



Online registration for school, sports, and more.

FinalForms PARENT registration


First, you must have access to an email address. If you do not, please skip to the 3rd page, titled: "I don't have an email address".

How do I sign up?


1. Go to: <https://medina-oh.finalforms.com/>

*NOTE: If you already have an account, please skip to **number 3 on the next page!***

2. Click **NEW ACCOUNT** under the parent icon.





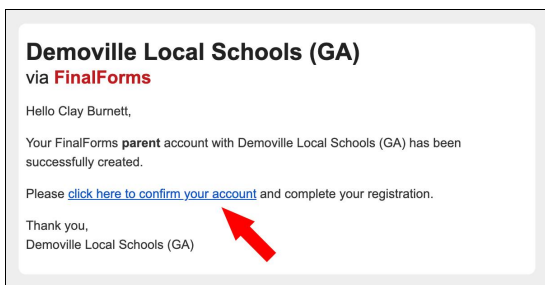
3. Type your YOUR NAME, DATE OF BIRTH, and EMAIL. Next, click **REGISTER**.
Why is date of birth required? To help schools verify your identity.



NOTE: FinalForms will send an ACCOUNT CONFIRMATION email within 2 minutes. If you do not receive an email, then check your spam folder. If you still can not find the FinalForms email, please email support@finalforms.com so the support team can help.

4. Check your email for an **ACCOUNT CONFIRMATION** email from mailman@finalforms.com
5. Open the email, click the **CONFIRM YOUR ACCOUNT** link in the email text.

Clicking this link will take you to FinalForms in your browser ( Chrome,  Safari, etc.).



6. Create your new FinalForms password. Next, click **CONFIRM ACCOUNT**.
Clicking this button will confirm your account and you will be logged in.



*Please skip to **number 3 on the next page!***



Online registration for school, sports, and more.

FinalForms STUDENT registration

What information will I need?

Basic medical and health history as well as preferred hospital, doctor, dentist, medical specialist, and insurance information.

How do I register my first student?

*IMPORTANT: If you followed the steps on the previous page, skip to **number 3**.*

1. Go to: <https://medina-oh.finalforms.com/>
2. Click **LOGIN** under the Parent Icon, then login.



3. Locate and click the **ADD STUDENT** button.
4. Type in the **LEGAL NAME** and other required information. Then, click **CREATE STUDENT**.
5. **If your student plans to participate in a sport, activity, or club** then click the checkbox for each. After making your selections, click **UPDATE**. Selections may be changed until the registration deadline.
6. Next, complete each form and sign your full name (*i.e. 'Jonathan Smith'*) in the parent signature field on each page. After signing each, click **SUBMIT FORM** to go to the next form.

Required Form Signatures

Parent/Guardian Signature:
Your signature must match your name: Mark Anthony

Student Signature:
Student must log in to sign.

Note: Lynwood will be emailed instructions on how to login and sign, only after you have signed all forms.

Submit Form [Skip for now](#)

7. When all forms are complete, you will see a **FORMS FINISHED** message.

IMPORTANT: If required by your district, an email will automatically be sent to the email address that you provided for your student. This email includes instructions and a link to help your student sign forms.

How do I register additional students?

Click **MY STUDENTS**. Then, repeat numbers 3 through number 7 for each additional student.

How do I update information?

Login at any time and click **UPDATE FORMS** to update information for any student.



Online registration for school, sports, and more.

I don't have an Email Address

Q: How do I set up an email address?

A: Open any browser ( Chrome,  Safari, etc.). Type the following web address into the bar near the top of your browser: <https://accounts.google.com/signup> Follow instructions to create a FREE email address address.

Q: Why do I need an email address?

A: You will confirm your FinalForms account via email. Plus, your school sends enrollment, eligibility, health, & safety info via email.

Q: Do I have to check my email?

A: Yes! Why? So you don't miss important deadlines that could leave your child on the sidelines or ineligible for opportunities. ***No FinalForms means no playing time!***

Q: Can someone help me?

A: Yes. We recommend visiting your school or library for help with setting up your email address -AND- connecting it to your phone, tablet, or computer.

IMPORTANT: Tell your school's main office about your new email address!