

Medina City Schools

General Fund Analysis

April 30, 2017

	2016-2017	Y-T-D Actual		
	Original Estimate	July 2016 - June 2017	Percent	Variance
	(1)	(2)		(3)
Beginning Balance - July 1, 2016		48,376,543.79		0.00
General Fund	37,712,097.32			
Other Funds - Emergency Levy	10,664,446.47			
Revenue	<u>77,011,145.00</u>	<u>73,997,712.90</u>	<u>96.1%</u>	<u>3,013,432.10</u>
	77,011,145.00	73,997,712.90		3,013,432.10
Expenditures	72,951,865.00	61,496,461.73	84.3%	11,455,403.27
Encumbrance	650,000.00	1,664,505.19		-1,014,505.19
	<u>73,601,865.00</u>	<u>63,160,966.92</u>		<u>10,440,898.08</u>
Ending Balance - June 30, 2017	51,785,823.79	59,213,289.77		-7,427,465.98

Original Estimate revenue, expenditure and encumbrance taken from May 2016 five-year forecast
plus Return of Advances issued June 2016.
Includes November 2013 Emergency Levy

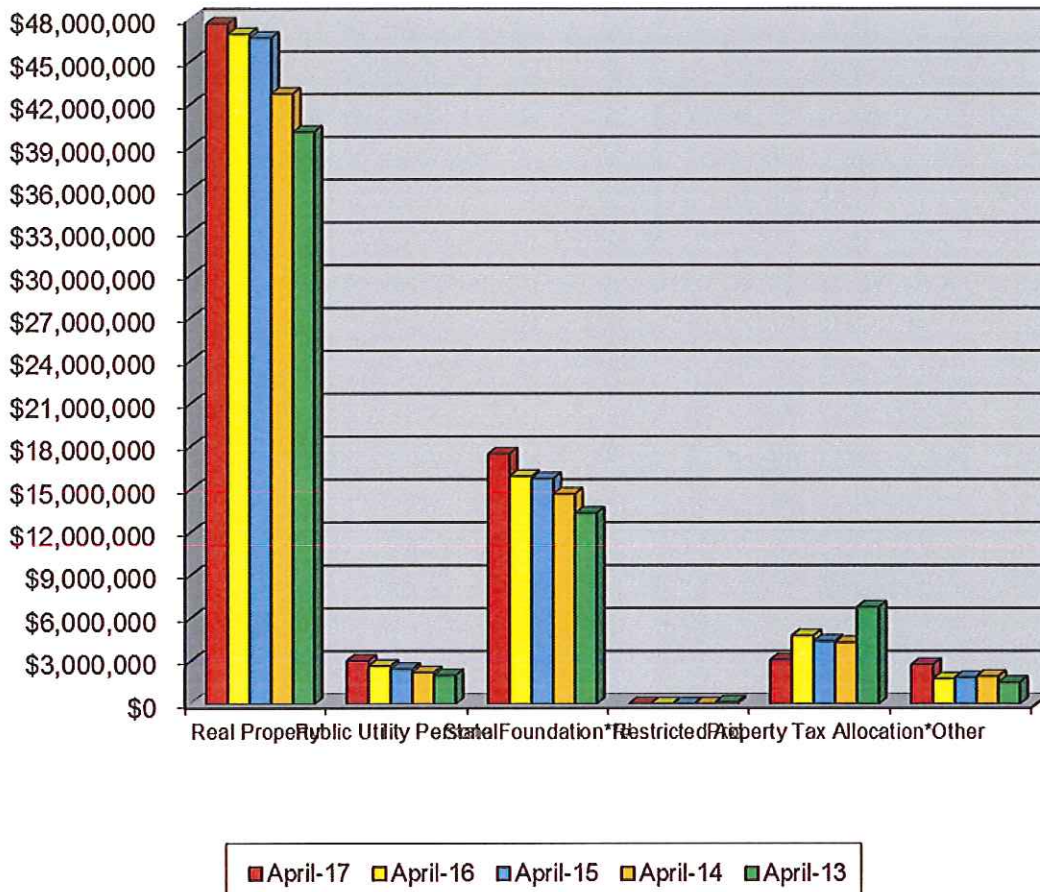
General Fund Summary

April 2017

Revenues

1. Real Property Taxes – Total Real Property Taxes received from the beginning of the fiscal year until April 30, 2017 is \$47,651,143.43. This is an increase of 1.6% above last year's taxes received at this time. \$-0- was collected in April.
2. Public Utility Personal Property Taxes – Total Public Utility Personal Property Taxes received from the beginning of the fiscal year until April 30, 2017 is \$3,021,813.16. These monies are distributed upon settlement from the County Auditor. The amounts are listed in a separate line for State and five-year forecasting purposes. \$1,636,871.10 was transferred upon property tax settlement in March.
3. State Foundation – State Foundation monies received from the State of Ohio from the beginning of the fiscal year until April 30, 2017 total \$17,477,955.01. This is an increase of 9.8% above last year's foundation money received at this time. This includes \$345,222.26 in Casino revenues for the year. \$2,668,797.99 was collected in April.
4. Restricted Aid – Restricted Aid monies are for Career Tech funding. Monies received from the beginning of the fiscal year until April 30, 2017 total \$27,305.76. \$2,702.17 was collected in April.
5. Homestead and Rollback – Monies received from the State of Ohio from the beginning of the fiscal year until April 30, 2017 total \$3,074,694.11. Receipts are based upon the real property taxes collected and Homestead filings with the County Auditor. These revenues also include monies for personal property tax loss reimbursement from the State. The State will again be reducing the distribution of personal property tax loss reimbursement for the schools and will distribute these monies in November and May. \$-0- was collected in April.
6. Other – Other monies received from the beginning of the fiscal year until April 30, 2017 total \$2,744,801.43. This is an increase of 56.0% above last year at this time and is due to Other Local Taxes, Interest Earnings, Gains/Losses on Investments, Pay to Participate Fees, Rent, Parking Fees, Payment's in Lieu of Taxes, Field Trips, Return of Advance, and Refund of Prior Year's Expenditures. \$151,954.20 was collected in April.

General Fund Revenue



	April-17	April-16	April-15	April-14	April-13	Current Forecast
Real Property	\$47,651,143	\$46,911,362	\$46,638,611	\$42,721,214	\$40,034,996	\$46,642,665
Public Utility Personal	\$3,021,813	\$2,660,947	\$2,442,697	\$2,199,412	\$1,994,215	\$2,843,373
State Foundation**#	\$17,477,955	\$15,918,706	\$15,759,460	\$14,687,010	\$13,345,451	\$20,622,359
Restricted Aid	\$27,306	\$8,887	\$5,288	\$16,625	\$147,757	\$62,697
Property Tax Allocation*	\$3,074,694	\$4,774,710	\$4,399,021	\$4,304,152	\$6,768,215	\$6,146,508
Other	\$2,744,801	\$1,759,927	\$1,840,828	\$1,924,575	\$1,512,522	\$2,821,338
Total	\$73,997,713	\$72,034,538	\$71,085,906	\$65,852,988	\$63,803,156	\$79,138,940
State %	27.8%	28.7%	28.4%	28.9%	31.8%	

Includes Homestead/Rollback, Tangible Personal Property Tax Fixed Rate Loss Reimbursement and Electric Deregulation.

* Includes Casino Revenue in State Foundation beginning January 2013 and Economic Disadvantaged Funding in November 2013.

† Includes a one time Hold Harmless on TPP in May 2016

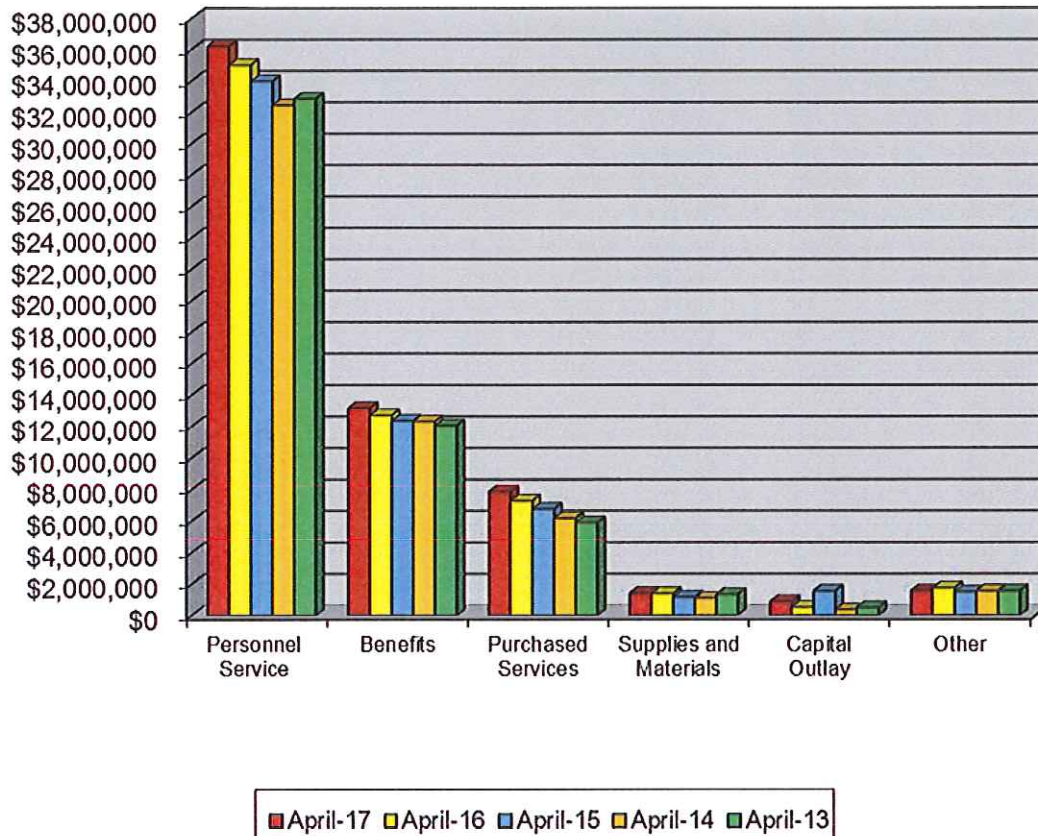
General Fund Summary

April 2017

Expenditures

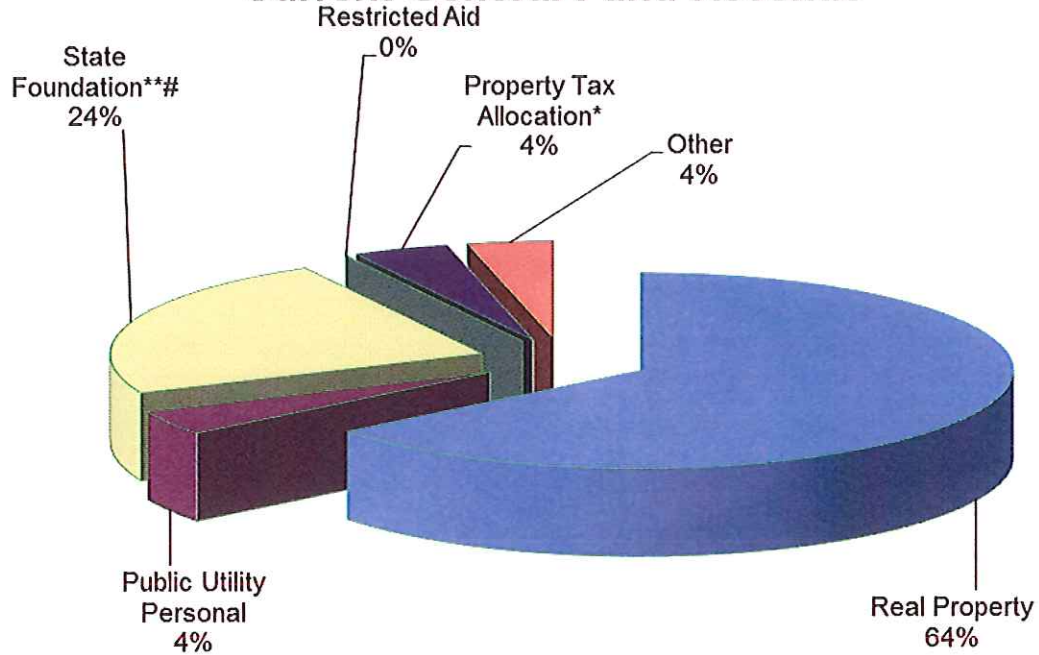
1. Personnel Services– The costs for personnel services for the School District from the beginning of the fiscal year until April 30, 2017 was \$6,199,955.50. This was an increase of 3.4% above last year at this time. \$3,376,169.19 was spent in April.
2. Benefits – The cost for benefits for the School District from the beginning of the fiscal year until April 30, 2017 was \$13,157,810.38. This was an increase of 3.6% above last year at this time. \$1,293,698.23 was spent in April.
3. Purchased Services – The cost for purchased services for the district from the beginning of the fiscal year until April 30, 2017 total \$7,852,980.57. This was a 7.9% increase above last year at this time. \$718,005.83 was spent in April. Professional Services, GAAP Audit, Rent/Maintenance/Repair Services, Garbage Removal, Rent/Lease, Postage, Electricity, Gas, Tuition, Open Enrollment, and Payment in Lieu of Transportation account for the increase.
4. Supplies and Materials – The cost for supplies and materials for the district from the beginning of the fiscal year until April 30, 2017 total \$1,398,468.12. This was a 0.7% increase above last year at this time. \$55,813.42 was spent in April. General Supplies, Textbooks, Newspapers/Periodicals, Meeting Expenses, Custodial/Maintenance/HVAC Supplies, Transportation Supplies, and Fuel account for this increase.
5. Capital Outlay – The cost for capital outlay for the district from the beginning of the fiscal year until April 30, 2017 total \$879,239.13. This was a 69.2% increase above last year at this time and was mainly due to the purchase of Technology Equipment and School Bus Lease/Purchase. (\$356.81) was spent in April.
6. Other – The cost of other expenditures excluding transfers for the district was \$1,555,051.68 for the fiscal year until April 30, 2017. This was a 10.5% decrease below last year at this time. \$76,352.59 was spent in April. Dues and Fees, Memberships, District Audit, County Board Services, and Other Awards and Prizes make up the majority of this decrease.

General Fund Expenditures

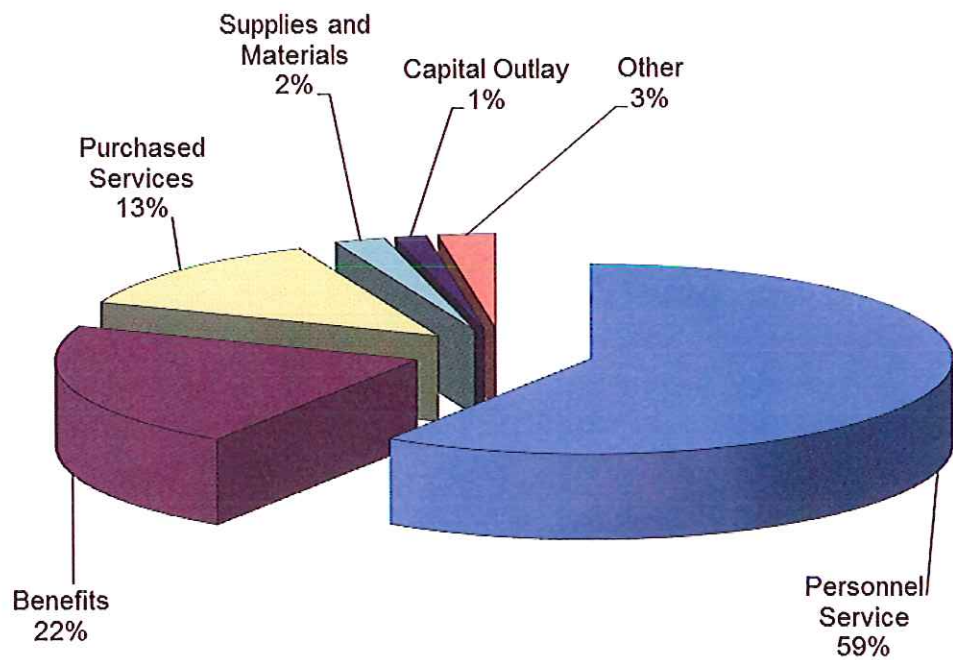


	April-17	April-16	April-15	April-14	April-13	Current Forecast
Personnel Service	\$36,199,956	\$35,005,456	\$33,970,091	\$32,443,381	\$32,848,799	\$43,100,095
Benefits	\$13,157,810	\$12,702,980	\$12,357,836	\$12,305,593	\$12,041,485	\$15,509,314
Purchased Services	\$7,852,981	\$7,275,068	\$6,762,206	\$6,177,921	\$5,892,801	\$9,208,579
Supplies and Materials	\$1,398,468	\$1,389,358	\$1,160,011	\$1,095,100	\$1,335,399	\$1,980,090
Capital Outlay	\$879,239	\$519,586	\$1,550,668	\$361,391	\$498,199	\$1,103,300
Other	\$1,555,052	\$1,737,624	\$1,490,062	\$1,548,198	\$1,555,420	\$1,974,346
Transfers and Adv., Etc.	\$452,956	\$486,731	\$447,832	\$481,728	\$0	\$493,894
Other than Debt						
Total	\$61,496,462	\$59,116,804	\$57,738,707	\$54,413,311	\$54,172,104	\$73,369,618

Current General Fund Revenue



Current General Fund Expenditures



				Balance
Bank Balance - Regular Account				3,303,869.00
Financial Checks Outstanding	319,818.23			
Worker Comp Outstanding	1,039.04			
Flex O/S Checks	572.05			
Payroll Checks Outstanding	45,407.99			
	(366,837.31)			2,937,031.69
Flex Spending Bank Acct	30,237.02			
Investments:				
Sweep Account	272,270.50			
Redtree Investments	22,615,736.52			
T. Rowe - Collins	346,526.56		606,123.50	
T. Rowe - Bushman	0.00	346,526.56	4,897.66	
Scudder -Collins	259,596.94		611,021.16	
Scudder - Bushman	4,897.66	264,494.60		
Kanehl Stocks	4,867.38	611,021.16		
Star Ohio (22923)	43,419,058.23			
	0.00	43,419,058.23		
Star Plus 104791113939	0.00			
Multi-Bank Securities	498,170.22			
Fifth Third Securities	8,926,000.00			
Fifth Third Money Market	43,555.56			
Fifth Third Treasuries	1,000,000.00			
Fifth Third Capital Gain	4,559.90			
Total	77,395,239.47	77,395,239.47		80,362,508.18
Adjustments				
Deposits in Transit	6,272.61			
Expenses not posted	4,528.81			
Other adjustments (see below)	0.00			
Total	10,801.42			80,373,309.60
MCSD Balance				80,373,309.60
Difference Between Bank vs. Book				0.00

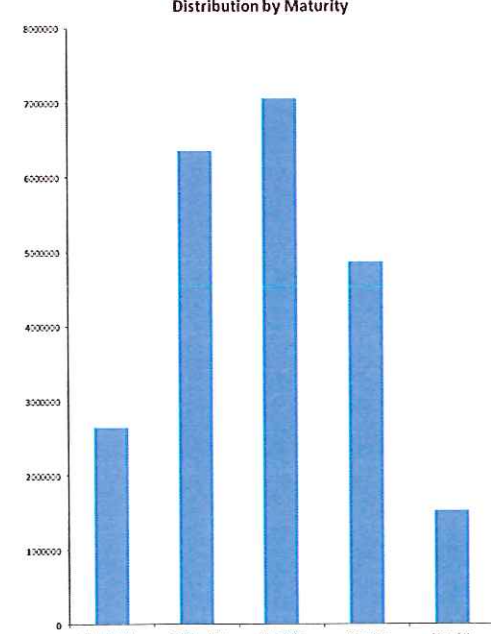
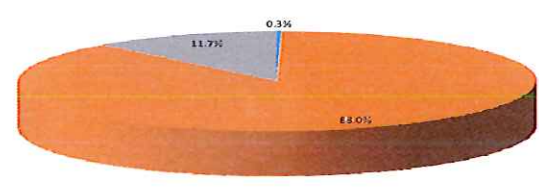
MEDINA CITY SCHOOLS

SALES TAX UPDATE

Date	Sales Tax Description	Receipts	Expenditures	Balance
July 1, 2016	Beginning Balance (071) Sales Tax and (002-9012) Bond			\$ 2,876,964.21
July	6 Month Asbestos Surveillance Inspection and Reports		\$525.00	\$ 2,876,439.21
	Service Agreement - Generator		\$17,761.00	\$ 2,858,678.21
	MHS Roof Replacement Specs Bidding and Supervision		\$2,079.00	\$ 2,856,599.21
	PAC Landscape Project		\$8,750.00	\$ 2,847,849.21
	MHS East Track Courtyard Landscape Project		\$3,875.00	\$ 2,843,974.21
August	Sales Tax Distribution	\$692,161.92		\$ 3,536,136.13
	MHS Roof Replacement Project, Roof Section E		\$114,831.00	\$ 3,421,305.13
	1st Quarter Fleet Master Lease Agreement		\$7,396.74	\$ 3,413,908.39
	MHS and Root Latex Track Resurfacing		\$31,210.08	\$ 3,382,698.31
	Spray Applied Fireproof for New Roof Section at MHS		\$15,000.00	\$ 3,367,698.31
September	MHS East Track Donation Courtyard Landscape Project		\$550.00	\$ 3,367,148.31
	Flag Pole Foundation at Ken Dukes Stadium		\$2,500.00	\$ 3,364,648.31
	MHS Roof Replacement Specs Bidding and Supervision		\$2,079.00	\$ 3,362,569.31
	Fenn Library Carpet Replacement		\$6,592.34	\$ 3,355,976.97
	1st Quarter Fleet Master Lease Agreement		\$9,143.74	\$ 3,346,833.23
	MHS Secure Front Entrance Project		\$59,606.80	\$ 3,287,226.43
	Parking Lot Improvement Projects MHS and Garfield		\$334,081.82	\$ 2,953,144.61
	MHS and Root Latex Track Resurfacing		\$187,392.04	\$ 2,765,752.57
October	Performing Arts Center Landscape Project		\$8,750.00	\$ 2,757,002.57
	MHS East Track Donation Courtyard Landscape		\$2,665.00	\$ 2,754,337.57
	Flagpole, Flag, Shipping		\$14,824.00	\$ 2,739,513.57
	1st Quarter Fleet Master Lease Agreement		\$9,130.74	\$ 2,730,382.83
	Sales Tax Distribution	\$814,075.27		\$ 3,544,458.10
November	MHS Roof Replacement, Roof Section E		\$64,373.00	\$ 3,480,085.10
	2nd Quarter Fleet Master Lease Agreement		\$9,110.24	\$ 3,470,974.86
	MHS Secure Front Entrance		\$16,768.20	\$ 3,454,206.66
	Completion of MHS/PAC Landscape Projects		\$1,145.00	\$ 3,453,061.66
	Parking Lot Improvement Projects - MHS and Garfield		\$13,920.07	\$ 3,439,141.59
	MHS Gymnasium Improvements		\$6,180.00	\$ 3,432,961.59
December	COPS Principal and Interest		\$1,245,918.75	\$ 2,187,042.84
	Installation of Carpet/Cement Prep/ Labor - Garfield		\$771.00	\$ 2,186,271.84
	Commercial LED Solar Flagpole Light - Waite/Northrop		\$648.00	\$ 2,185,623.84
	2nd Quarter Fleet Master Lease Agreement		\$9,110.24	\$ 2,176,513.60
Janaury	Paving Reimbursement from Rec Center		(\$34,955.55)	\$ 2,211,469.15
	6 Month Asbestos Surveillance inspection and Reports		\$525.00	\$ 2,210,944.15
	2nd Quarter Fleet Master Lease Agreement		\$9,110.24	\$ 2,201,833.91
	Sales Tax Distribution	\$784,333.41		\$ 2,986,167.32
	Field Investigation/Prepare Evaluaion Report/Contractor Assist Allowance		\$5,200.00	\$ 2,980,967.32
February	MHS and Root Latex Track		\$19,008.88	\$ 2,961,958.44
	3rd Quarter Fleet Master Lease Agreement		\$9,110.24	\$ 2,952,848.20
March	Enterprise Fleet Reimbursement		(\$38,586.00)	\$ 2,991,434.20
	Landscape Improvements at Ken Duke Stadium		\$2,500.00	\$ 2,988,934.20
	3rd Quarter Fleet Master Lease Agreement		\$9,110.24	\$ 2,979,823.96
	Fenn Ceiling Fans and Installation		\$5,220.63	\$ 2,974,603.33
April	Labor and Material for Fenn Electrical Upgrade		\$20,305.00	\$ 2,954,298.33
	Estimated Cost for 66 Ceiling Fans and Materials for Installation		\$1,903.32	\$ 2,952,395.01
	Blueprints for Project Bidders		\$83.30	\$ 2,952,311.71
	3rd Quarter Fleet Master Lease Agreement		\$9,110.24	\$ 2,943,201.47
	Sales Tax Distribution	\$820,573.97		\$ 3,763,775.44
	Fiscal Year Totals	\$3,111,144.57	\$2,224,333.34	

Monthly Investment Summary
Medina City School District
US Bank Custodian Acct Ending x70982
April 30, 2017

Monthly Cash Flow Activity		Market Value Summary				
From 03-31-17 through 04-30-17		Security Type	Market Value	Pct. Assets	Avg Yield at Cost	Wght Avg Mat
Beginning Book Value	22,603,238.23	Money Market Fund				
Contributions	0.00	MONEY MARKET FUND	65,622.44	0.3	0.63	0.00
Withdrawals	0.00	Fixed Income				
Realized Gains/Losses	0.00	U.S. GOVERNMENT AGENCY DISCOUNT NOTES	2,637,140.92	11.7	1.02	0.84
Gross Interest Earnings	12,498.29	U.S. GOVERNMENT AGENCY NOTES	19,745,042.27	87.8	1.29	2.48
Ending Book Value	22,615,736.52	Accrued Interest	41,072.76	0.2		
		TOTAL PORTFOLIO	22,488,878.39	100.0	1.26	2.28

Maturity Distribution		Security Type Allocation	
<p align="center">Distribution by Maturity</p> 			

Disclosures: RedTree's internal accounting system is the source of the market value of above account. Although obtained from a reliable source, we cannot guarantee accuracy. You should review statements provided by the custodian and compare with these statements.

Portfolio Holdings Report
Medina City School District
US Bank Custodian Acct Ending x70982
 April 30, 2017

Quantity	Cusip	Security Description	Moody's	S&P	Cost Basis	Market Value	Yield at Cost	Wtd Maturity
U.S. GOVERNMENT AGENCY NOTES								
1,270,000	3134G9N60	Federal Home Ln Mtg 1.000% Due 07-27-18	Aaa	AA+	1,270,000.00	1,266,252.23	1.00	1.23
1,085,000	3135G0G72	Federal Natl Mtg Assoc 1.125% Due 12-14-18	Aaa	AA+	1,083,730.55	1,082,082.43	1.19	1.60
1,790,000	3135G0J53	Federal Natl Mtg Assoc 1.000% Due 02-26-19	Aaa	AA+	1,779,188.40	1,778,726.58	1.30	1.80
2,220,000	3137EADZ9	Federal Home Ln Mtg 1.125% Due 04-15-19	Aaa	AA+	2,219,267.40	2,211,342.00	1.14	1.93
2,500,000	3135G0K93	Federal Natl Mtg Assoc 1.250% Due 06-28-19	Aaa	AA+	2,500,000.00	2,488,580.00	1.25	2.11
2,180,000	3130A9EP2	Federal Home Ln Bank 1.000% Due 09-26-19	Aaa	AA+	2,179,753.60	2,157,726.94	1.00	2.36
2,420,000	3136G2RQ2	Federal Natl Mtg Assoc 1.400% Due 10-29-19	Aaa	AA+	2,420,000.00	2,397,878.78	1.40	2.44
1,270,000	3136G3J71	Federal Natl Mtg Assoc 1.420% Due 07-27-20	Aaa	AA+	1,270,000.00	1,237,147.64	1.42	3.13
1,520,000	3136G35C5	Federal Natl Mtg Assoc 1.400% Due 08-28-20	Aaa	AA+	1,520,000.00	1,505,245.36	1.40	3.23
2,130,000	3136G4AL7	Federal Natl Mtg Assoc 1.500% Due 09-30-20	Aaa	AA+	2,130,000.00	2,107,230.30	1.50	3.31
1,545,000	3136G34Y8	Federal Natl Mtg Assoc 1.600% Due 08-24-21	Aaa	AA+	1,545,000.00	1,512,830.01	1.60	4.13
Accrued Interest						41,072.76		
					19,916,939.95	19,786,115.03	1.29	2.48
U.S. GOVERNMENT AGENCY DISCOUNT NOTES								
1,000,000	313385SS6	Federal Home Ln Bank Discount Note 0.000% Due 02-05-18	P-1	A-1+	991,519.44	992,144.00	0.87	0.77
1,660,000	313385UH7	Federal Home Ln Bank Discount Note 0.000% Due 03-16-18	P-1	A-1+	1,641,654.69	1,644,996.92	1.12	0.88
					2,633,174.13	2,637,140.92	1.02	0.84
MONEY MARKET FUND								
USBMMF		First American Treasury Obligations Fund			65,622.44	65,622.44	0.63	
TOTAL PORTFOLIO					22,615,736.52	22,488,878.39	1.26	2.28

Monthly Activity Reports
GROSS INTEREST INCOME
Medina City School District
US Bank Custodian Acct Ending x70982
From 04-01-17 Through 04-30-17

Ex-Date	Pay-Date	Security	Amount
U.S. GOVERNMENT AGENCY NOTES			
04-17-17	04-17-17	Federal Home Ln Mtg 1.125% Due 04-15-19	12,487.50
MONEY MARKET FUND			
04-03-17	04-03-17	First American Treasury Obligations Fund	10.79
GROSS INCOME			12,498.29

Purchase and Sale
Medina City School District
US Bank Custodian Acct Ending x70982

From 04-01-17 To 04-30-17

Trade Date	Settle Date	Quantity	Security	Unit Price	Amount
---------------	----------------	----------	----------	---------------	--------

No transactions were found!

Realized Gains/Losses
Medina City School District
US Bank Custodian Acct Ending x70982
 From 04-01-17 Through 04-30-17

Open Date	Close Date	Quantity	Security	Cost Basis	Proceeds	Gain Or Loss	
						Short Term	Long Term
TOTAL GAINS						0.00	0.00
TOTAL LOSSES						0.00	0.00
						0.00	0.00
TOTAL REALIZED GAIN/LOSS		0.00					

ENV# CEBXJTHBBHKCBT_BBBBB
FIFTH THIRD SECURITIES, INC.
MD 1MOB2A
5050 KINGSLEY DRIVE
CINCINNATI, OH 45263



MEDINA CITY SCHOOLS
DAVID CHAMBERS
739 WEYMOUTH RD
MEDINA OH 44256

STATEMENT FOR THE PERIOD APRIL 1, 2017 TO APRIL 30, 2017

MEDINA CITY SCHOOLS - Corporation
Account Number: [REDACTED]

By the courtesy of:
LEE/CARTER/SAVAGE

For questions about your accounts:
Local: 614 744 5496
National: 800 228 8852

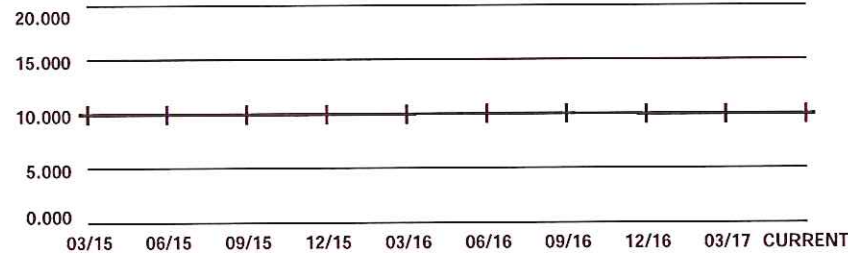
TOTAL VALUE OF YOUR PORTFOLIO **\$9,974,115.46**

FOR YOUR INFORMATION

Fifth Third Securities, Inc. Investments offered through Fifth Third Securities, Inc., member
FINRA/SIPC

CHANGE IN VALUE OF YOUR PORTFOLIO

\$ millions



Change In Value Of Your Portfolio information can be found in Miscellaneous Footnotes at the end of this statement.

Fifth Third Securities, Inc.

MN_CEBXJTHBBHKCBT_BBBBB 20170428

Account carried with National Financial Services LLC, Member
NYSE, SIPC

Statement for the Period April 1, 2017 to April 30, 2017

MEDINA CITY SCHOOLS - Corporation
Account Number: [REDACTED]



Account Overview

CHANGE IN ACCOUNT VALUE	Current Period	Year-to-Date
BEGINNING VALUE	\$9,971,957.74	\$9,982,669.94
Additions and Withdrawals	(\$4,057.26)	(\$47,796.81)
Income	\$4,057.26	\$47,796.81
Taxes, Fees and Expenses	\$0.00	\$0.00
Change in Value	\$2,157.72	(\$8,554.48)
ENDING VALUE (AS OF 04/30/17)	\$9,974,115.46	\$9,974,115.46

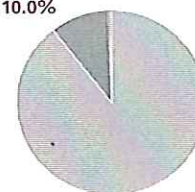
Refer to Miscellaneous Footnotes for more information on Change in Value.

INCOME	Current Period	Year-to-Date
TAXABLE		
Taxable Dividends	\$19.61	\$329.27
Taxable Interest	\$4,037.65	\$47,467.54
TOTAL TAXABLE	\$4,057.26	\$47,796.81
TOTAL INCOME	\$4,057.26	\$47,796.81

Taxable income is determined based on information available to NFS at the time the statement was prepared, and is subject to change. Final information on taxation of interest and dividends is available on Form 1099-Div, which is mailed in February of the subsequent year.

ACCOUNT ALLOCATION

Money Markets 0.5%
U.S. Treasury / Agency Sec. 10.0%



CDs 89.5%

	Percent	Prior Period	Current Period
Money Markets	0.5 %	\$43,555.56	\$43,555.56
CDs	89.5	\$8,929,522.18	\$8,931,154.90
U.S. Treasury / Agency Sec.	10.0	\$998,880.00	\$999,405.00
TOTAL	100.0 %	\$9,971,957.74	\$9,974,115.46

Account Allocation shows the percentage that each asset class represents of your total account value. Account Allocation for equities, fixed income, and other categories may include mutual funds and may be net of short positions. NFS has made assumptions concerning how certain mutual funds are allocated. Closed-end mutual funds and Exchange Traded Products (ETPs) listed on an exchange may be included in the equity allocation. The chart may not reflect your actual portfolio allocation. Consult your broker/dealer prior to making investment decisions.

Statement for the Period April 1, 2017 to April 30, 2017

MEDINA CITY SCHOOLS - Corporation
Account Number: [REDACTED]



Account Overview *continued*

MESSAGES AND ALERTS

Customers wishing to learn more about their investment professional can contact the FINRA BrokerCheck Hotline Number at 1-800-289-9999 or visit the FINRA Regulation website www.finra.org. Customers can also obtain an investor brochure that includes information describing the FINRA BrokerCheck program by contacting Brokerage Operations 1-888-889-1025.

Fifth Third Securities reminds you to please promptly report any inaccuracies or discrepancies in your account to Brokerage Operations by calling 1-888-889-1025. Please reconfirm any oral communications in writing to your Investment Professional to further protect your rights under the Securities Investor Protection Act SIPA. National Financial Services will never contact customers in relation to requests for banking credentials.

Statement for the Period April 1, 2017 to April 30, 2017

MEDINA CITY SCHOOLS - Corporation
Account Number: [REDACTED]



Holdings

NFS-provided cost basis, realized gain (loss) and holding period information may not reflect all adjustments necessary for tax purposes. Please refer to Footnotes and Cost Basis Information at the end of this statement for more information.

For additional information regarding your holdings, please refer to the footnotes at the end of the statement.

CASH AND CASH EQUIVALENTS - 0.44% of Total Account Value

Description	Symbol/Cusip Account Type	Quantity	Price on 04/30/17	Current Market Value	Estimated Annual Income
Money Markets					
FEDERATED TREASURY OBLIGATIONS IS 7 DAY YIELD .60%	TOIXX CASH	43,555.56	\$1.00	\$43,555.56	
Dividend Option Cash					
Capital Gain Option Cash					
Total Cash and Cash Equivalents				\$43,555.56	

Statement for the Period April 1, 2017 to April 30, 2017

MEDINA CITY SCHOOLS - Corporation
Account Number: [REDACTED]



HOLDINGS > FIXED INCOME - 99.56% of Total Account Value

For an explanation of fixed income pricing, please see the last page. Redemption schedule(s), bond rating(s), and other information are provided where available. If information does not appear regarding a particular investment, it is not available. The ratings on this statement are provided by Standard & Poor's and/or Moody's to rate the quality based on the respective rating agency's assessment. "Ratings information from Standard & Poor's ("S&P") may not be reproduced. S&P credit ratings are statements of opinion and are not statements of fact or recommendations to purchase, hold, or sell securities, nor do they address the suitability of securities for investment purposes, and should not be relied on as investment advice. S&P does not guarantee the accuracy, completeness, timeliness or availability of any information, including ratings, and is not responsible for errors or omissions (negligent or otherwise). S&P gives no express or implied warranties, including but not limited to any warranties of merchantability or fitness for a particular purpose or use. S&P shall not be liable for any direct, indirect, incidental, exemplary, compensatory, punitive, special or consequential damages, costs, expenses, legal fees, or losses (including lost income or profits and opportunity costs) in connection with any use of ratings."

Accrued Interest - Represents interest accumulated since the last coupon date on certain fixed income securities which may not yet have been paid by the issuer or received byNFS. There is no guarantee that the accrued interest will be paid by the issuer.

Description	Symbol/Cusip Account Type	Quantity	Estimated Price on 04/30/17	Estimated Current Market Value	Estimated Annual Income	Original/Adjusted Cost Basis	Unrealized Gain (Loss)
CDs							
Certificates of Deposit (CDs), including Market Indexed CDs and Market Linked CDs (collectively, MCDs) are generally shown at estimated market prices based upon a matrix or model pricing method that may not represent the actual price if sold prior to maturity. However, CDs and MCDs may be shown at face value for up to seven calendar days from date of issue if estimated market prices have not been received from a third party pricing vendor. The actual value of CDs and MCDs may be different from their purchase price. CDs and MCDs are subject to interest rate risk. The estimated market price reflected for MCDs may not be based on the actual closing value of the linked market index on the final maturity date and the market value of MCDs may not correspond directly to increases or decreases in the underlying linked market index. You may sell CDs or MCDs in the secondary market subject to market conditions. The secondary market for CDs and MCDs is generally illiquid. If sold prior to maturity, the value of MCDs may be less than the purchase amount or face value. The sale or redemption of any fixed income security prior to maturity may result in a substantial gain or loss, and an early withdrawal penalty may apply. Certain MCDs may only be redeemed on pre-specified liquidation dates and may have call features that allow the issuer to call the MCD prior to maturity. Certain Step Rate CDs are also subject to reinvestment risk if call provisions are exercised by the issuer and if a CD with a comparable rate is not available.							
See sales materials or contact your broker/dealer for additional information.							
CENTENNIAL BK CENTENNIAL CO CD 1.05000% 10/30/2017 FDIC INSURED CPN PMT SEMI-ANNUAL ON JUL 29, JAN 29 Next Interest Payable: 07/29/17 Estimated Yield 1.04% Accrued Interest \$656.35 Average Unit Cost \$1.00 Adjusted Cost Basis	15136JCG6 CASH	248,000	\$1.00085	\$248,210.80	\$2,604.00	\$248,000.00	
						\$248,000.00	\$210.80
BMO HARRIS BK NATL ASSN CHICAG CD 1.10000% 01/19/2018 FDIC INSURED CPN PMT SEMI-ANNUAL ON JUL 20, JAN 20 Next Interest Payable: 07/20/17 Estimated Yield 1.09% Accrued Interest \$754.87 Average Unit Cost \$1.00 Adjusted Cost Basis	05581WCD5 CASH	248,000	\$1.00327	\$248,810.96	\$2,728.00	\$248,000.00	
						\$248,000.00	\$810.96

Fifth Third Securities, Inc.

Account carried with National Financial Services LLC, Member
NYSE, SIPC

MN _CEBCXJTHBBHKCBT_BBBBB 20170428

Page 5 of 22

Statement for the Period April 1, 2017 to April 30, 2017

MEDINA CITY SCHOOLS - Corporation
Account Number: [REDACTED]



HOLDINGS > FIXED INCOME *continued*

Description	Symbol/Cusip Account Type	Quantity	Estimated Price on 04/30/17	Estimated Current Market Value	Estimated Annual Income	Original/Adjusted Cost Basis	Unrealized Gain (Loss)
ALLY BK MIDVALE UTAH CD 1.40000% 01/22/2018 FDIC INSURED CPN PMT SEMI-ANNUAL ON JUL 22, JAN 22 Next Interest Payable: 07/22/17 Estimated Yield 1.39% Accrued Interest \$949.32 Average Unit Cost \$1.00 Adjusted Cost Basis	02006LND1 CASH	250,000	\$1.00301	\$250,752.50	\$3,500.00	\$250,000.00	
						\$250,000.00 D	\$752.50
CAPITAL ONE BK USA NATL ASSN 1.25000% 01/22/2018 CD FDIC INSURED CPN PMT SEMI-ANNUAL ON JUL 22, JAN 22 Next Interest Payable: 07/22/17 Estimated Yield 1.24% Accrued Interest \$847.60 Average Unit Cost \$1.00 Adjusted Cost Basis	140420RH5 CASH	250,000	\$1.00192	\$250,480.00	\$3,125.00	\$250,000.00	
						\$250,000.00 D	\$480.00
GOLDMAN SACHS BK USA NY CD 1.40000% 01/22/2018 FDIC INSURED CPN PMT SEMI-ANNUAL ON JUL 21, JAN 21 Next Interest Payable: 07/21/17 Estimated Yield 1.39% Accrued Interest \$958.90 Average Unit Cost \$1.00 Adjusted Cost Basis	38148JHX2 CASH	250,000	\$1.00301	\$250,752.50	\$3,500.00	\$250,000.00	
						\$250,000.00 D	\$752.50
BMW BK NORTH AMER SALT LAKE 1.35000% 01/23/2018 CD FDIC INSURED CPN PMT SEMI-ANNUAL ON JUL 23, JAN 23 Next Interest Payable: 07/23/17 Estimated Yield 1.34% Accrued Interest \$906.16 Average Unit Cost \$1.00 Adjusted Cost Basis	05580ABB9 CASH	250,000	\$1.00265	\$250,662.50	\$3,375.00	\$250,000.00	
						\$250,000.00 D	\$662.50

Fifth Third Securities, Inc.

Account carried with National Financial Services LLC, Member
NYSE, SIPC

MN_CEBCXJTHBBHKCBT_BBBBBB 20170428

Statement for the Period April 1, 2017 to April 30, 2017

MEDINA CITY SCHOOLS - Corporation
Account Number: [REDACTED]



HOLDINGS > FIXED INCOME *continued*

Description	Symbol/Cusip Account Type	Quantity	Estimated Price on 04/30/17	Estimated Current Market Value	Estimated Annual Income	Original/Adjusted Cost Basis	Unrealized Gain (Loss)
DISCOVER BK CD 1.30000% 01/29/2018 FDIC INSURED CPN PMT SEMI-ANNUAL ON JUL 28, JAN 28 Next Interest Payable: 07/28/17 Estimated Yield 1.29% Accrued Interest \$828.08 Average Unit Cost \$1.00 Adjusted Cost Basis	254672GB8 CASH	250,000	\$1.00226	\$250,565.00	\$3,250.00	\$250,000.00	
						\$250,000.00 D	\$565.00
ISRAEL DISC BK NEW YORK N Y CD 1.25000% 01/29/2018 FDIC INSURED CPN PMT SEMI-ANNUAL ON JUL 28, JAN 28 Next Interest Payable: 07/28/17 Average Unit Cost \$1.00 Adjusted Cost Basis	465076JE8 CASH	248,000	\$1.00249	\$248,617.52		\$248,000.00	
						\$248,000.00 D	\$617.52
SALLIE MAE BK SLT LAKE CITY UT CD 1.20000% 01/29/2018 FDIC INSURED CPN PMT SEMI-ANNUAL ON JUL 27, JAN 27 Next Interest Payable: 07/27/17 Estimated Yield 1.19% Accrued Interest \$766.42 Average Unit Cost \$1.00 Adjusted Cost Basis	795450XV2 CASH	248,000	\$1.00249	\$248,617.52	\$2,976.00	\$248,000.00	
						\$248,000.00 D	\$617.52
SYNOVUS BK COLUMBUS GA 1.10000% 01/29/2018 CD FDIC INSURED CPN PMT SEMI-ANNUAL ON JUL 29, JAN 29 Next Interest Payable: 07/29/17 Estimated Yield 1.09% Accrued Interest \$693.15 Average Unit Cost \$1.00 Adjusted Cost Basis	87164DGM6 CASH	250,000	\$1.00078	\$250,195.00	\$2,750.00	\$250,000.00	
						\$250,000.00 D	\$195.00

Fifth Third Securities, Inc.

Account carried with National Financial Services LLC, Member
NYSE, SIPC

MN _CEBCXJTHBBHKCBT_BBBBB 20170428

Page 7 of 22

Statement for the Period April 1, 2017 to April 30, 2017

MEDINA CITY SCHOOLS - Corporation
Account Number: [REDACTED]



HOLDINGS > FIXED INCOME *continued*

Description	Symbol/Cusip Account Type	Quantity	Estimated Price on 04/30/17	Estimated Current Market Value	Estimated Annual Income	Original/Adjusted Cost Basis	Unrealized Gain (Loss)
AMERICAN EXPRESS CENTRN 1.30000% 01/30/2018 CD FDIC INSURED CPN PMT SEMI-ANNUAL ON JUL 30, JAN 30 Next Interest Payable: 07/31/17 Estimated Yield 1.29% Accrued Interest \$810.27 Average Unit Cost \$1.00 Adjusted Cost Basis	02587DXC7 CASH	250,000	\$1.00226	\$250,565.00	\$3,250.00	\$250,000.00	
						\$250,000.00 D	\$565.00
CARDINAL BK NATL ASSN VA 1.10000% 01/30/2018 CD FDIC INSURED CPN PMT MONTHLY Next Interest Payable: 05/30/17 Estimated Yield 1.09% Accrued Interest \$22.60 Average Unit Cost \$1.00 Adjusted Cost Basis	14147VEK8 CASH	250,000	\$1.00077	\$250,192.50	\$2,750.00	\$250,000.00	
						\$250,000.00 D	\$192.50
CUSTOMERS BK PHOENIXVILLE PA 1.15000% 01/30/2018 CD FDIC INSURED CPN PMT MONTHLY Next Interest Payable: 05/30/17 Estimated Yield 1.14% Accrued Interest \$23.63 Average Unit Cost \$1.00 Adjusted Cost Basis	23204HCK2 CASH	250,000	\$1.00115	\$250,287.50	\$2,875.00	\$250,000.00	
						\$250,000.00 D	\$287.50
MEDALLION BK UTAH CD 1.15000% 01/30/2018 FDIC INSURED CPN PMT SEMI-ANNUAL ON JUL 30, JAN 30 Next Interest Payable: 07/30/17 Estimated Yield 1.14% Accrued Interest \$716.78 Average Unit Cost \$1.00 Adjusted Cost Basis	58403BU87 CASH	250,000	\$1.00114	\$250,285.00	\$2,875.00	\$250,000.00	
						\$250,000.00 D	\$285.00

Fifth Third Securities, Inc.

Account carried with National Financial Services LLC, Member
NYSE, SIPC

MN _CEBCXJTHBBHKCBT_BBBBB 20170428

Page 8 of 22

Statement for the Period April 1, 2017 to April 30, 2017

MEDINA CITY SCHOOLS - Corporation
Account Number: [REDACTED]



HOLDINGS > FIXED INCOME *continued*

Description	Symbol/Cusip Account Type	Quantity	Estimated Price on 04/30/17	Estimated Current Market Value	Estimated Annual Income	Original/Adjusted Cost Basis	Unrealized Gain (Loss)
FARM BUR BK FSB NV CD 1.05000% 02/02/2018 FDIC INSURED CPN PMT MONTHLY Next Interest Payable: 05/02/17 Estimated Yield 1.05% Accrued Interest \$208.56 Average Unit Cost \$1.00 Adjusted Cost Basis	307660JC5 CASH	250,000	\$1.00037	\$250,092.50	\$2,625.00	\$250,000.00	
						\$250,000.00 D	\$92.50
BANK OF GEORGETOWN WASH DC CD 1.00000% 02/12/2018 FDIC INSURED CPN PMT SEMI-ANNUAL ON AUG 12, FEB 12 Next Interest Payable: 08/12/17 Estimated Yield 0.99% Accrued Interest \$529.97 Average Unit Cost \$1.00 Adjusted Cost Basis	06424XCB6 CASH	248,000	\$1.00252	\$248,624.96	\$2,480.00	\$248,000.00	
						\$248,000.00 D	\$624.96
STEARNS BK NA ST CLOUD MN CD 1.00000% 02/12/2018 FDIC INSURED CPN PMT MONTHLY Next Interest Payable: 05/12/17 Estimated Yield 0.99% Accrued Interest \$129.10 Average Unit Cost \$1.00 Adjusted Cost Basis	857894QQ5 CASH	248,000	\$1.00212	\$248,525.76	\$2,480.00	\$248,000.00	
						\$248,000.00 D	\$525.76
LANDMARK CMNTY BK TN CD 1.05000% 02/13/2018 FDIC INSURED CPN PMT MONTHLY Next Interest Payable: 05/13/17 Estimated Yield 1.05% Accrued Interest \$129.45 Average Unit Cost \$1.00 Adjusted Cost Basis	51507LAS3 CASH	250,000	\$1.00024	\$250,060.00	\$2,625.00	\$250,000.00	
						\$250,000.00 D	\$60.00

Fifth Third Securities, Inc.

Account carried with National Financial Services LLC, Member
NYSE, SIPC

MN _CEBCXJTHBBHKCBT_BBBBB 20170428

Page 9 of 22

Statement for the Period April 1, 2017 to April 30, 2017

MEDINA CITY SCHOOLS - Corporation
Account Number: [REDACTED]



HOLDINGS > FIXED INCOME *continued*

Description	Symbol/Cusip Account Type	Quantity	Estimated Price on 04/30/17	Estimated Current Market Value	Estimated Annual Income	Original/Adjusted Cost Basis	Unrealized Gain (Loss)
BANK NORTH CAROLINA NC CD 1.05000% 02/20/2018 FDIC INSURED CPN PMT MONTHLY Next Interest Payable: 05/19/17 Estimated Yield 1.04% Accrued Interest \$85.61 Average Unit Cost \$1.00 Adjusted Cost Basis	06414QXP9 CASH	248,000	\$1.00215	\$248,533.20	\$2,604.00	\$248,000.00	
						\$248,000.00 D	\$533.20
EAGLEBANK BETHESDA MD CD 1.00000% 02/20/2018 FDIC INSURED CPN PMT MONTHLY Next Interest Payable: 05/19/17 Estimated Yield 0.99% Accrued Interest \$82.19 Average Unit Cost \$1.00 Adjusted Cost Basis	27002YCS3 CASH	250,000	\$1.00208	\$250,520.00	\$2,500.00	\$250,000.00	
						\$250,000.00 D	\$520.00
KEY BK NATL ASSN OHIO CD 1.15000% 02/20/2018 FDIC INSURED CPN PMT SEMI-ANNUAL ON AUG 17, FEB 17 Next Interest Payable: 08/17/17 Estimated Yield 1.14% Accrued Interest \$570.40 Average Unit Cost \$1.00 Adjusted Cost Basis	49306SWE2 CASH	248,000	\$1.00216	\$248,535.68	\$2,852.00	\$248,000.00	
						\$248,000.00 D	\$535.68
COMMUNITY FINL SVCS BK KY CD 1.05000% 05/17/2018 FDIC INSURED CPN PMT MONTHLY Next Interest Payable: 05/17/17 Estimated Yield 1.05% Accrued Interest \$99.88 Average Unit Cost \$1.00 Adjusted Cost Basis	20364ABC8 CASH	248,000	\$0.99886	\$247,717.28	\$2,604.00	\$248,000.00	
						\$248,000.00 D	(\$282.72)

Fifth Third Securities, Inc.

Account carried with National Financial Services LLC, Member
NYSE, SIPC

MN _CEBCXJTHBBHKCBT_BBBBBB 20170428

Statement for the Period April 1, 2017 to April 30, 2017

MEDINA CITY SCHOOLS - Corporation
Account Number: [REDACTED]



HOLDINGS > FIXED INCOME *continued*

Description	Symbol/Cusip Account Type	Quantity	Estimated Price on 04/30/17	Estimated Current Market Value	Estimated Annual Income	Original/Adjusted Cost Basis	Unrealized Gain (Loss)
FIRSTBANK PR SANTURCE CD 1.35000% 07/30/2018 FDIC INSURED CPN PMT MONTHLY Next Interest Payable: 05/29/17 Estimated Yield 1.34% Accrued Interest \$18.35 Average Unit Cost \$1.00 Adjusted Cost Basis	33767AUS8 CASH	248,000	\$1.00139	\$248,344.72	\$3,348.00	\$248,000.00	
						\$248,000.00 D	\$344.72
ORIENTAL B&T SAN JUAN PR CD 1.30000% 08/10/2018 FDIC INSURED CPN PMT SEMI-ANNUAL ON AUG 10, FEB 10 Next Interest Payable: 08/10/17 Estimated Yield 1.29% Accrued Interest \$706.63 Average Unit Cost \$1.00 Adjusted Cost Basis	686184WR9 CASH	248,000	\$1.00292	\$248,724.16	\$3,224.00	\$248,000.00	
						\$248,000.00 D	\$724.16
FIRST FINL NORTHWEST BK RENTON CD 1.15000% 08/20/2018 FDIC INSURED CPN PMT MONTHLY Next Interest Payable: 05/19/17 Estimated Yield 1.15% Accrued Interest \$93.76 Average Unit Cost \$1.00 Adjusted Cost Basis	32022MAG3 CASH	248,000	\$0.99858	\$247,647.84	\$2,852.00	\$248,000.00	
						\$248,000.00 D	(\$352.16)
MB FINL BK NA CHIC. IL CD 1.30000% 02/08/2019 FDIC INSURED CPN PMT MONTHLY Next Interest Payable: 05/08/17 Estimated Yield 1.30% Accrued Interest \$204.79 Average Unit Cost \$1.00 Adjusted Cost Basis	55266CUM6 CASH	250,000	\$0.99754	\$249,385.00	\$3,250.00	\$250,000.00	
						\$250,000.00 D	(\$615.00)

Fifth Third Securities, Inc.

Account carried with National Financial Services LLC, Member
NYSE, SIPC

MN _CEBCXJTHBBHKCBT_BBBBB 20170428

Page 11 of 22

Statement for the Period April 1, 2017 to April 30, 2017

MEDINA CITY SCHOOLS - Corporation
Account Number: [REDACTED]



HOLDINGS > FIXED INCOME *continued*

Description	Symbol/Cusip Account Type	Quantity	Estimated Price on 04/30/17	Estimated Current Market Value	Estimated Annual Income	Original/Adjusted Cost Basis	Unrealized Gain (Loss)
HARBORONE BK BROCKTON MA CD 1.40000% 02/21/2019 FDIC INSURED CPN PMT MONTHLY Next Interest Payable: 05/21/17 CALLABLE ON 05/21/2017 @ 100.0000 Estimated Yield 1.40% Accrued Interest \$95.89 Average Unit Cost \$1.00 Adjusted Cost Basis	41166HAQ9 CASH	250,000	\$0.99903	\$249,757.50	\$3,500.00	\$250,000.00	
						\$250,000.00 D	(\$242.50)
WOORI AMER BK NEW YORK N Y CD 1.30000% 02/24/2019 FDIC INSURED CPN PMT SEMI-ANNUAL ON AUG 24, FEB 24 1ST CPN DTE 08/24/2017 Next Interest Payable: 08/24/17 Estimated Yield 1.30% Accrued Interest \$587.67 Average Unit Cost \$1.00 Adjusted Cost Basis	981059AW8 CASH	250,000	\$0.99717	\$249,292.50	\$3,250.00	\$250,000.00	
						\$250,000.00 D	(\$707.50)
TRADITION CAP BK EDINA MINN CD 1.35000% 04/30/2019 FDIC INSURED CPN PMT MONTHLY Next Interest Payable: 05/31/17 Estimated Yield 1.35% Accrued Interest \$27.74 Average Unit Cost \$1.00 Adjusted Cost Basis	89269FCP8 CASH	250,000	\$0.99654	\$249,135.00	\$3,375.00	\$250,000.00	
						\$250,000.00 D	(\$865.00)
CAPITAL BK LITTLE ROCK CD 1.40000% 05/17/2019 FDIC INSURED CPN PMT MONTHLY Next Interest Payable: 05/17/17 Estimated Yield 1.40% Accrued Interest \$134.25 Average Unit Cost \$1.00 Adjusted Cost Basis	139797FV1 CASH	250,000	\$0.99721	\$249,302.50	\$3,500.00	\$250,000.00	
						\$250,000.00 D	(\$697.50)

Fifth Third Securities, Inc.

Account carried with National Financial Services LLC, Member
NYSE, SIPC

MN _CEBCXJTHBBHKCBT_BBBBB 20170428

Page 12 of 22

Statement for the Period April 1, 2017 to April 30, 2017

MEDINA CITY SCHOOLS - Corporation
Account Number: [REDACTED]



HOLDINGS > FIXED INCOME *continued*

Description	Symbol/Cusip Account Type	Quantity	Estimated Price on 04/30/17	Estimated Current Market Value	Estimated Annual Income	Original/Adjusted Cost Basis	Unrealized Gain (Loss)
FIRST CENTY BK TAZEWEILL TENN CD 1.50000% 08/09/2019 FDIC INSURED CPN PMT MONTHLY Next Interest Payable: 05/10/17 Estimated Yield 1.50% Accrued Interest \$215.75 Average Unit Cost \$1.00 Adjusted Cost Basis	319428AB4 CASH	250,000	\$0.99768	\$249,420.00	\$3,750.00	\$250,000.00	
						\$250,000.00 D	(\$580.00)
SUMMIT CMNTY BK MOOREFIELD WV CD 1.45000% 11/08/2019 FDIC INSURED CPN PMT MONTHLY Next Interest Payable: 05/08/17 Estimated Yield 1.45% Accrued Interest \$228.42 Average Unit Cost \$1.00 Adjusted Cost Basis	86604XLJ3 CASH	250,000	\$0.99447	\$248,617.50	\$3,625.00	\$250,000.00	
						\$250,000.00 D	(\$1,382.50)
YADKIN VY BK &TR CO ELKIN N C CD 1.50000% 01/24/2020 FDIC INSURED CPN PMT MONTHLY Next Interest Payable: 05/25/17 Estimated Yield 1.50% Accrued Interest \$61.64 Average Unit Cost \$1.00 Adjusted Cost Basis	984308ET9 CASH	250,000	\$0.99375	\$248,437.50	\$3,750.00	\$250,000.00	
						\$250,000.00 D	(\$1,562.50)
WORLDS FOREMOST BK SYDNEY NEB CD 1.75000% 01/27/2020 FDIC INSURED CPN PMT MONTHLY Next Interest Payable: 05/26/17 Estimated Yield 1.74% Accrued Interest \$47.95 Average Unit Cost \$1.00 Adjusted Cost Basis	981571CX8 CASH	200,000	\$1.00036	\$200,072.00	\$3,500.00	\$200,000.00	
						\$200,000.00 D	\$72.00

Fifth Third Securities, Inc.

Account carried with National Financial Services LLC, Member
NYSE, SIPC

MN _CEBCXJTHBBHKCBT_BBBBB 20170428

Page 13 of 22

Statement for the Period April 1, 2017 to April 30, 2017

MEDINA CITY SCHOOLS - Corporation
Account Number: [REDACTED]



HOLDINGS > FIXED INCOME *continued*

Description	Symbol/Cusip Account Type	Quantity	Estimated Price on 04/30/17	Estimated Current Market Value	Estimated Annual Income	Original/Adjusted Cost Basis	Unrealized Gain (Loss)
WELLS FARGO BANK NATL ASSN CD 1.75000% 02/03/2020 FDIC INSURED CPN PMT MONTHLY Next Interest Payable: 05/01/17 Estimated Yield 1.75% Accrued Interest \$359.59 Average Unit Cost \$1.00 Adjusted Cost Basis	949763EG7 CASH	250,000	\$1.00022	\$250,055.00	\$4,375.00	\$250,000.00	
						\$250,000.00 D	\$55.00
HSBC BK USA N A MC LEAN VA CD 1.75000% 02/17/2022 FDIC INSURED CPN PMT QUARTERLY ON MAY 17, AUG 17, NOV 17, FEB 17 1ST CPN DTE 05/17/2017 Next Interest Payable: 05/17/17 CALLABLE ON 02/17/2019 @ 100.0000 STEP COUPON RESET FREQUENCY TERM MODE NEXT RESET 02/17/2019 @ 2.30000 Estimated Yield 1.74% Accrued Interest \$875.00 Average Unit Cost \$1.00 Adjusted Cost Basis	40434YFM4 CASH	250,000	\$1.00544	\$251,360.00	\$4,375.00	\$250,000.00	
						\$250,000.00 D	\$1,360.00
Total CDs				\$8,931,154.90	\$110,002.00	\$8,926,000.00	\$5,154.90

Statement for the Period April 1, 2017 to April 30, 2017

MEDINA CITY SCHOOLS - Corporation
Account Number: [REDACTED]



HOLDINGS > FIXED INCOME *continued*

Description	Symbol/Cusip Account Type	Quantity	Estimated Price on 04/30/17	Estimated Current Market Value	Estimated Annual Income	Original/Adjusted Cost Basis	Unrealized Gain (Loss)
U.S. Treasury / Agency Securities							
FEDERAL HOME LOAN BANKS BOND 1.00000% 12/23/2019 MOODY'S Aaa /S&P AA+ CPN PMT SEMI-ANNUAL ON JUN 23, DEC 23 1ST CPN DTE 06/23/2017 Next Interest Payable: 06/23/17 CALLABLE ON 06/23/2017 @ 100.0000 STEP COUPON RESET FREQUENCY TERM MODE NEXT RESET 06/23/2017 @ 1.25000 Accrued Interest \$1777.78 Average Unit Cost \$100.00 Adjusted Cost Basis	3130AAG36 CASH	500,000	\$99.976	\$499,880.00	\$5,000.00	\$500,000.00	
FEDERAL HOME LN MTG CORP MTN 1.25000% 02/15/2022 MOODY'S Aaa /S&P AA+ CPN PMT SEMI-ANNUAL ON AUG 15, FEB 15 1ST CPN DTE 08/15/2017 Next Interest Payable: 08/15/17 CALLABLE ON 05/15/2017 @ 100.0000 STEP COUPON RESET FREQUENCY TERM MODE NEXT RESET 08/15/2017 @ 1.50000 Accrued Interest \$1319.44 Average Unit Cost \$100.00 Adjusted Cost Basis	3134GAW42 CASH	500,000	\$99.905	\$499,525.00	\$6,250.00	\$500,000.00	D (\$120.00)
Total U.S. Treasury / Agency Securities		1,000,000		\$999,405.00	\$11,250.00	\$1,000,000.00	(\$595.00)
Total Fixed Income		9,926,000		\$9,930,559.90	\$121,252.00	\$9,926,000.00	\$4,559.90
Total Securities				\$9,930,559.90	\$121,252.00	\$9,926,000.00	\$4,559.90
TOTAL PORTFOLIO VALUE				\$9,974,115.46	\$121,252.00	\$9,926,000.00	\$4,559.90

Fifth Third Securities, Inc.

MN _CEBCXJTHBBHKCBT_BBBBB 20170428

Account carried with National Financial Services LLC, Member
NYSE, SIPC

Statement for the Period April 1, 2017 to April 30, 2017

MEDINA CITY SCHOOLS - Corporation
Account Number: [REDACTED]



Activity

NFS-provided cost basis, realized gain (loss) and holding period information may not reflect all adjustments necessary for tax purposes. Please refer to Footnotes and Cost Basis Information at the end of this statement for more information.

CORE FUND ACTIVITY

Settlement Date	Account Type	Transaction	Description	Quantity	Amount
04/03/17	CASH	YOU BOUGHT	FEDERATED TREASURY OBLIGATIONS IS @ 1	614.14	(\$614.14)
04/10/17	CASH	YOU BOUGHT	FEDERATED TREASURY OBLIGATIONS IS @ 1	902.4	(\$902.40)
04/12/17	CASH	YOU BOUGHT	FEDERATED TREASURY OBLIGATIONS IS @ 1	210.63	(\$210.63)
04/13/17	CASH	YOU BOUGHT	FEDERATED TREASURY OBLIGATIONS IS @ 1	222.95	(\$222.95)
04/17/17	CASH	YOU BOUGHT	FEDERATED TREASURY OBLIGATIONS IS @ 1	518.42	(\$518.42)
04/19/17	CASH	YOU BOUGHT	FEDERATED TREASURY OBLIGATIONS IS @ 1	675.71	(\$675.71)
04/21/17	CASH	YOU BOUGHT	FEDERATED TREASURY OBLIGATIONS IS @ 1	297.26	(\$297.26)
04/25/17	CASH	YOU BOUGHT	FEDERATED TREASURY OBLIGATIONS IS @ 1	318.49	(\$318.49)
04/26/17	CASH	YOU BOUGHT	FEDERATED TREASURY OBLIGATIONS IS @ 1	297.26	(\$297.26)
04/28/17	CASH	YOU SOLD	FEDERATED TREASURY OBLIGATIONS IS @ 1	(4,057.26)	\$4,057.26

Fifth Third Securities, Inc.

Account carried with National Financial Services LLC, Member
NYSE, SIPC

MN _CEBCXJTHBBHKCBT_BBBBB 20170428

Statement for the Period April 1, 2017 to April 30, 2017

MEDINA CITY SCHOOLS - Corporation
Account Number: [REDACTED]



ACTIVITY *continued*

					Amount
TOTAL CORE FUND ACTIVITY					\$0.00

ACTIVITY > ADDITIONS AND WITHDRAWALS > OTHER ADDITIONS AND WITHDRAWALS

Date	Account Type	Transaction	Description	Quantity	Amount
Other Additions and Withdrawals					
04/28/17	CASH	WIRE TRANS TO BANK	WD52695535		(\$4,057.26)
Total Other Additions and Withdrawals					(\$4,057.26)
TOTAL ADDITIONS AND WITHDRAWALS					(\$4,057.26)

ACTIVITY > INCOME > TAXABLE INCOME

Settlement Date	Account Type	Transaction	Description	Quantity	Amount
Taxable Dividends					
03/31/17	CASH	DIVIDEND RECEIVED	FEDERATED TREASURY OBLIGATIONS IS DIVIDEND RECEIVED		\$19.61
Total Taxable Dividends					\$19.61
Taxable Interest					
04/01/17	CASH	INTEREST	WELLS FARGO BANK NATL ASSN CD 1.75000% 02/03/2020		\$371.58
04/02/17	CASH	INTEREST	FARM BUR BK FSB NV CD 1.05000% 02/02/2018		\$222.95
04/08/17	CASH	INTEREST	MB FINL BK NA CHIC. IL CD 1.30000% 02/08/2019		\$276.03

Fifth Third Securities, Inc.

MN _CEBCXJTHBBHKCBT_BBBBB 20170428

Account carried with National Financial Services LLC, Member
NYSE, SIPC

Statement for the Period April 1, 2017 to April 30, 2017

MEDINA CITY SCHOOLS - Corporation
Account Number: [REDACTED]



ACTIVITY > INCOME > TAXABLE INCOME *continued*

Settlement Date	Account Type	Transaction	Description	Quantity	Amount
04/08/17	CASH	INTEREST	SUMMIT CMNTY BK MOOREFIELD WV CD 1.45000% 11/08/2019		\$307.88
04/10/17	CASH	INTEREST	FIRST CENTY BK TAZEWEILL TENN CD 1.50000% 08/09/2019		\$318.49
04/12/17	CASH	INTEREST	STEARNS BK NA ST CLOUD MN CD 1.00000% 02/12/2018		\$210.63
04/13/17	CASH	INTEREST	LANDMARK CMNTY BK TN CD 1.05000% 02/13/2018		\$222.95
04/17/17	CASH	INTEREST	CAPITAL BK LITTLE ROCK CD 1.40000% 05/17/2019		\$297.26
04/17/17	CASH	INTEREST	COMMUNITY FINL SVCS BK KY CD 1.05000% 05/17/2018		\$221.16
04/19/17	CASH	INTEREST	BANK NORTH CAROLINA NC CD 1.05000% 02/20/2018		\$221.16
04/19/17	CASH	INTEREST	EAGLEBANK BETHESDA MD CD 1.00000% 02/20/2018		\$212.33
04/19/17	CASH	INTEREST	FIRST FINL NORTHWEST BK RENTON CD 1.15000% 08/20/2018		\$242.22
04/21/17	CASH	INTEREST	HARBORONE BK BROCKTON MA CD 1.40000% 02/21/2019		\$297.26
04/25/17	CASH	INTEREST	YADKIN VY BK & TR CO ELKIN N C CD 1.50000% 01/24/2020		\$318.49
04/26/17	CASH	INTEREST	WORLDS FOREMOST BK SYDNEY NEB CD 1.75000% 01/27/2020		\$297.26

Fifth Third Securities, Inc.

MN _CEBCXJTHBBHKCBT_BBBBBB 20170428

Account carried with National Financial Services LLC, Member
NYSE, SIPC

Statement for the Period April 1, 2017 to April 30, 2017

MEDINA CITY SCHOOLS - Corporation
Account Number: [REDACTED]



ACTIVITY > INCOME > TAXABLE INCOME *continued*

Settlement Date	Account Type	Transaction	Description	Quantity	Amount
Total Taxable Interest					\$4,037.65
Total Taxable Income					\$4,057.26
TOTAL INCOME					\$4,057.26

Footnotes and Cost Basis Information

Amortization, accretion and similar adjustments to cost basis have been provided for many fixed income securities (and some bond-like equities), however, they are not provided for certain types, such as short-term instruments, Unit Investment Trusts, foreign fixed income securities, or those that are subject to early prepayment of principal (pay downs). Where current year premium or acquisition premium amortization is provided, the prior years' cumulative amortization is reflected in the adjusted cost basis, but we cannot provide a breakdown or the total of such prior amortization amounts.

NFS is required to report certain cost basis and related information to the IRS on the Form 1099-B. Your official 1099-B forms for certain transactions will reflect which lots have been sold for tax purposes. To apply a specific identification cost basis method to 1099-B reporting, appropriate instructions must be on file with NFS or be received by NFS before the trade has settled. Absent such instructions, NFS determines cost basis at the time of sale based on its default methods of average cost for open-end mutual funds and first-in, first-out (FIFO) for all other (including ETFs) unless your broker dealer has elected to use another default method. NFS applies FIFO (or other disposal method, if applicable) based on its records, which may be different from yours. For transactions that are not subject to 1099-B cost basis reporting, you should refer to your trade confirmations and other applicable records to determine which lots were considered sold for tax purposes.

While NFS must meet IRS requirements with respect to certain information required to be reported to the IRS, NFS-provided cost basis, realized gain and loss, and holding period information may not reflect all adjustments necessary for your tax reporting purposes. NFS makes no warranties with respect to and specifically disclaims any liability arising out of a customer's use of, or any tax position taken in reliance upon, such information.

For investments in partnerships, NFS does not make any adjustments to cost basis information as the calculation of basis in such investments requires supplemental information from the partnership on its income and distributions during the period you held your investment. Partnerships usually provide this additional information on a Form K-1 issued by April 15th of the following year.

Consult your tax advisor for further information.

Cost basis and gain/loss information is provided as a service to corporate accounts. The information listed in the year-to-date gain/loss summary section is based on a calendar year (January - December). If your business/entity has a fiscal year end other than December 31st for tax purposes, the year-to-date information will not apply. If you have questions about your tax situation, consult your tax advisor.

D - Adjusted cost basis reflects any cumulative original issue discount, premium, or acquisition premium, and it assumes such amounts were amortized by the taxpayer over the life of the security from acquisition date through disposition date. For securities still held, maturity date was used instead of disposition date. Premium amortization was calculated using the yield-to-maturity method. Acquisition premium was calculated using the ratable accrual method. If applicable, adjusted cost basis reflects market discount accretion which was calculated using the straight-line method and was recognized at disposition date. Gain/loss displayed for this transaction was based on cost basis as adjusted for premium and discount as stated above and does not reflect any losses disallowed because of wash sales (if applicable). The adjusted cost basis may not reflect all adjustments necessary for tax reporting purposes and may also not apply if you are using an alternative amortization calculation method. Refer to IRS Publication 550, Investment Income and Expenses, for additional information.

Brokerage
Account Statement

April 1, 2017 - April 30, 2017

Account Number: _____

MEDINA CITY SCHOOLS
140 W WASHINGTON ST
MEDINA OH 44256-2271**Your Account Executive:**
ANDREW CARDINALI**Portfolio at a Glance**

	This Period
BEGINNING ACCOUNT VALUE	\$249,246.51
Deposits (Cash & Securities)	496,000.00
Withdrawals (Cash & Securities)	-248,305.52
Dividends, Interest and Other Income	305.52
Net Change in Portfolio	923.71
ENDING ACCOUNT VALUE	\$498,170.22
Estimated Annual Income	\$8,076.00

Asset Summary

Percent	Asset Type	Last Period	This Period
100%	Fixed Income	249,246.51	498,170.22
100%	Account Total	\$249,246.51	\$498,170.22

Please review your allocation periodically with your Account Executive.
Your Account is 100% invested in Fixed Income.**Client Service Information****Your Account Executive:** ATT
ANDREW CARDINALI**Contact Information****E-Mail Address:**
customerservice@mbssecurities.com**Client Service Information****Service Hours:** Weekdays 09:00 a.m. - 05:00 p.m. (EST)
Client Service Telephone Number: (800) 967-9045
Web Site: WWW.MBSSECURITIES.COM

Your Account Information

INVESTMENT OBJECTIVE

Investment Objective: NONE SPECIFIED

Please discuss your investment objective with your Account Executive.

TAX LOT DEFAULT DISPOSITION METHOD

Default Method for Mutual Funds: First In First Out

Default Method for Stocks in a Dividend Reinvestment Plan: First In First Out

Default Method for all Other Securities: First In First Out

BOND AMORTIZATION ELECTIONS

Amortize premium on taxable bonds based on Constant Yield Method: Yes

Accrual market discount method for all other bond types: Constant Yield Method

Include market discount in income annually: No

ELECTRONIC DELIVERY

You have not selected any account communications for electronic delivery. To register and turn off paper communications, log in to your account or contact your Account Executive for more information.

Income and Expense Summary

	Current Period		Year-to-Date	
	Taxable	Non Taxable	Taxable	Non Taxable
Interest Income				
Credit Interest	0.00	-32.85	0.00	-32.85
Other Interest	338.37	0.00	338.37	0.00
Total Dividends, Interest, Income and Expenses	\$338.37	-\$32.85	\$338.37	-\$32.85

Portfolio Holdings

Description	Quantity	Market Price	Market Value	Accrued Interest	Estimated Annual Income	Estimated Yield
FIXED INCOME 100.00% of Portfolio (In Maturity Date Sequence)						
Certificates of Deposit						
LAKE CITY BK WARSAW IND CTF DEP ACT/365 MONTHLY 1.600% 03/22/19 B/E DTD 03/22/17 1ST CPN DTE 04/22/17 Security Identifier: 508176CH5	249,000.000	100.2140	249,532.86	87.32	3,984.00	1.59%

April 1, 2017 - April 30, 2017
MEDINA CITY SCHOOLS

Portfolio Holdings (continued)

Description	Quantity	Market Price	Market Value	Accrued Interest	Estimated Annual Income	Estimated Yield
FIXED INCOME (continued)						
Certificates of Deposit (continued)						
WHITNEY BK GULFPORT MS CTF DEP ACT/365 SEMI-ANNUALLY 1.650% 04/22/19 B/E DTD 04/20/17 1ST CPN DTE 10/20/17 Security Identifier: 966594AY9	248,000.000	100.2570	248,637.36	112.11	4,092.00	1.64%
Total Certificates of Deposit:	497,000.000		\$498,170.22	\$199.43	\$8,076.00	
TOTAL FIXED INCOME	497,000.000		\$498,170.22	\$199.43	\$8,076.00	
			Market Value	Accrued Interest	Estimated Annual Income	
TOTAL PORTFOLIO HOLDINGS			\$498,170.22	\$199.43	\$8,076.00	

Portfolio Holdings Disclosures
Pricing

This section includes the net market value of the securities in your account on a settlement date basis, including short positions, at the close of the statement period. The market prices, unless otherwise noted, have been obtained from independent vendor services, which we believe to be reliable. Market prices do not constitute a bid or an offer, and may differ from the actual sale price. Securities for which a price is not available are marked "N/A" and are omitted from the Total. THE AS OF PRICE DATE ONLY APPEARS WHEN THE PRICE DATE DOES NOT EQUAL THE STATEMENT DATE.

Estimated Annual Figures

The estimated annual income (EAI) and estimated annual yield (EAY) figures are estimates and for informational purposes only. These figures are not considered to be a forecast or guarantee of future results. These figures are computed using information from providers believed to be reliable; however, no assurance can be made as to the accuracy. Since interest and dividend rates are subject to change at any time, and may be affected by current and future economic, political, and business conditions, they should not be relied on for making investment, trading, or tax decisions. These figures assume that the position quantities, interest and dividend rates, and prices remain constant. A capital gain or return of principal may be included in the figures for certain securities, thereby overstating them. Refer to www.pershing.com/business_continuity.html for specific details as to formulas used to calculate the figures. Accrued interest represents interest earned but not yet received.

Reinvestment

The dollar amount of Mutual Fund distributions, Money Market Fund dividend income, Bank Deposit interest income, or dividends for other securities shown on your statement may have been reinvested. You will not receive confirmation of these reinvestments. Upon written request to your financial institution, information pertaining to these transactions, including the time of execution and the name of the person from whom your security was purchased, may be obtained. In dividend reinvestment transactions, Pershing acts as your agent and receives payment for order flow.

Portfolio Holdings Disclosures (continued)

Option Disclosure

Information with respect to commissions and other charges incurred in connection with the execution of option transactions has been included in confirmations previously furnished to you. A summary of this information is available to you promptly upon your written request directed to your introducing firm. In order to assist your introducing firm in maintaining current background and financial information concerning your option accounts, please promptly advise them in writing of any material change in your investment objectives or financial situation. Expiring options which are valuable are exercised automatically pursuant to the exercise by exception procedure of the Options Clearing Corporation. Additional information regarding this procedure is available upon written request to your introducing firm.

Certificates of Deposit

Please be advised that the secondary market for CDs is generally illiquid; the actual value of CDs may be different from their purchase price; and a significant loss of principal could result if your CDs are sold prior to maturity. In the event that the CDs listed above do not indicate a market valuation, an accurate market value could not be determined. In the event that a price is listed above for your CDs, Pershing has obtained a price from sources deemed to be reliable or has priced your CDs using a matrix formula. Prices are estimates and the actual value you may obtain for your CD may be different if you elect to sell your CD in the secondary market.

Foreign Currency Transactions

Pershing may execute foreign currency transactions as principal for your account. Pershing may automatically convert foreign currency to or from U.S. dollars for dividends and similar corporate action transactions unless you instruct your financial organization otherwise. Pershing's currency conversion rate will not exceed the highest interbank conversion rate identified from customary banking sources on the conversion date or the prior business day, increased by up to 1%, unless a particular rate is required by applicable law. Your financial organization may also increase the currency conversion rate. This conversion rate may differ from rates in effect on the date you executed a transaction, incurred a charge, or received a credit. Transactions converted by agents (such as depositories) will be billed at the rates such agents use.

Proxy Vote

Securities not fully paid for in your margin account may be lent by Pershing to itself or others in accordance with the terms outlined in the Margin Agreement. The right to vote your shares held on margin may be reduced by the amount of shares on loan. The Proxy Voting Instruction Form sent to you may reflect a smaller number of shares entitled to vote than the number of shares in your margin account.

Activity Summary (All amounts shown are in base currency)

	Credits This Period	Debits This Period	Net This Period	Credits Year-to-Date	Debits Year-to-Date	Net Year-to-Date
Securities						
Securities Bought	0.00	-248,000.00	-248,000.00	0.00	-497,000.00	-497,000.00
Total Securities	\$0.00	-\$248,000.00	-\$248,000.00	\$0.00	-\$497,000.00	-\$497,000.00
Dividends and Interest	\$338.37	-\$32.85	\$305.52	\$338.37	-\$32.85	\$305.52
Cash						
Withdrawals	0.00	-248,305.52	-248,305.52	0.00	-248,305.52	-248,305.52
Deposits	496,000.00	0.00	496,000.00	745,000.00	0.00	745,000.00
Total Cash	\$496,000.00	-\$248,305.52	\$247,694.48	\$745,000.00	-\$248,305.52	\$496,694.48
Totals	\$496,338.37	-\$496,338.37	\$0.00	\$745,338.37	-\$745,338.37	\$0.00

April 1, 2017 - April 30, 2017
 MEDINA CITY SCHOOLS

Transactions by Type of Activity

Process/ Settlement Date	Trade/ Transaction Date	Activity Type	Description	Quantity	Price	Accrued Interest	Amount	Currency
Securities Bought and Sold								
04/20/17	04/05/17	PURCHASED 966594AY9	WHITNEY BK GULFPORT MS CTF DEP ACT/365 SEMI-ANNUALLY 1.650% 04/22/19 DTD 04/20/17 YLD 1.650 TO MAT	248,000.000	100.0000		-248,000.00	USD
Total Securities Bought and Sold						\$0.00	-\$248,000.00	USD
Dividends and Interest								
04/20/17	04/19/17	CASH DEBIT INTEREST USD999997	CASH DUE INTEREST FOR 1 DEBIT DAYS AVBAL 249,000.00 RATE 4.749 03-22-17 TO 03-22-17				-32.85	USD
04/24/17		BOND INTEREST RECEIVED 508176CH5	249000 LAKE CITY BK WARSAW IND CTF DEP ACT/365 MONTHLY 1.600% 03/22/19 B/E RD 04/21 PD 04/22/17				338.37	USD
Total Dividends and Interest						\$0.00	\$305.52	USD
Cash Withdrawals and Deposits								
04/20/17		ELECTRONIC DEPOSIT USD999997	RECV FR BANK FOR ACH ACH 044115126 STAR22923				248,000.00	USD
04/21/17		FEDERAL FUNDS RECEIVED USD999997	THE HUNTINGTON NATIO 06538				248,000.00	USD
04/25/17		ELECTRONIC TRANSACTION USD999997	SEND TO BANK FOR ACH ACH 041000153 01668300853				-305.52	USD
04/26/17		RETURNED ELECTRONIC TRANSACTION USD999997	CORPORATE CUSTOMER ADVISES NOT AUTHORIZED				-248,000.00	USD
Total Cash Withdrawals and Deposits						\$0.00	\$247,694.48	USD
Total Value of Transactions						\$0.00	\$0.00	USD

The price and quantity displayed may have been rounded.

Trades Not Settled

Settlement Date	Trade Date	Activity Type	Description	Quantity	Price	Accrued Interest	Settlement Amount
05/03/17	04/24/17	Buy	AMERICAN EXPRESS FED SVGS BK INSTL CTF DEP PROGRAM BOOK INSTL CTF DEP 1.450% 11/05/18 B/E DTD 05/03/17 YLD 1.450 TO	248,000.000	100.0000	0.00	-248,000.00
Total Amount of Trades Not Settled							-\$248,000.00

Messages

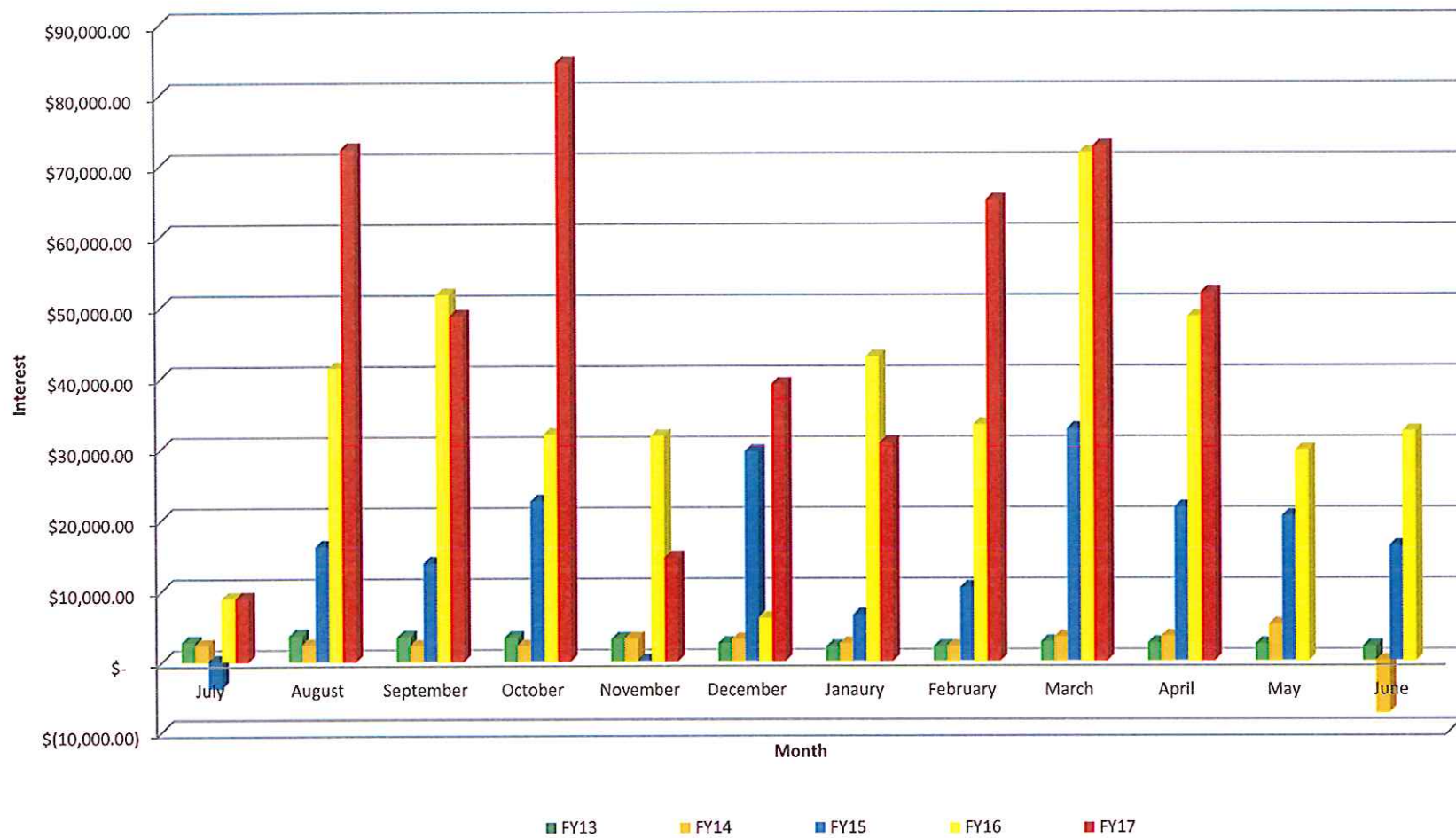
Although a money market mutual fund seeks to preserve the value of your investment at \$1 per share, it is possible to lose money by investing in a money market mutual fund. Shares of a money market mutual fund or the balance of a bank deposit product held in your brokerage account may be liquidated upon request with the proceeds credited to your brokerage account. Please see the money market mutual fund's prospectus or the bank deposit product's disclosure document or contact your advisor for additional information. Pursuant to SEC Rule 10b-10(b)(1) confirmations are not sent for purchases into money market mutual funds processed on the sweep platform.

Important Information and Disclosures

The Role of Pershing

- Pershing carries your account as clearing broker pursuant to a clearing agreement with your financial institution. Pershing may accept from your financial institution without inquiry or investigation (i) orders for the purchase and sale of securities and other property and (ii) any other instructions concerning your account. Pershing is not responsible or liable for any acts or omissions of your financial institution or its employees and it does not supervise them. Pershing provides no investment advice nor does it assess the suitability of any transaction or order. Pershing acts as the agent of your financial institution and you agree that you will not hold Pershing or any person controlling or under common control with it liable for any investment losses incurred by you.
- Pershing performs several key functions at the direction of your financial institution. It acts as custodian for funds and securities you may deposit with it directly or through your financial institution or that it receives as the result of securities transactions it processes.
- Your financial institution is responsible for adherence to the securities laws, regulations and rules which apply to it regarding its own operations and the supervision of your account, its sales representatives and other personnel. Your financial institution is also responsible for approving the opening of accounts and obtaining account documents; the acceptance and, in certain instances, execution of securities orders; the assessment of the suitability of those transactions, where applicable; the rendering of investment advice, if any, to you and in general, for the ongoing relationship that it has with you.
- Inquiries concerning the positions and balances in your account may be directed to the Pershing Customer Service Department at (201) 413-3333. All other inquiries regarding your account or activity should be directed to your financial institution. Your financial organization's contact information can be found on the first page of this statement.
- For a description of other functions performed by Pershing please consult the Disclosure Statement provided to you upon the opening of your account. This notice is not meant as a definitive enumeration of every possible circumstance, but as a general disclosure. If you have any questions regarding this notice or if you would like additional copies of the Disclosure Statement, please contact your financial institution.
- Pershing is a member of the Securities Investor Protection Corporation (SIPC®). Please note that SIPC does not protect against loss due to market fluctuation. In addition to SIPC protection, Pershing provides coverage in excess of SIPC limits. For more detailed information please visit: www.pershing.com/about/strength-and-stability.
- This statement will be deemed conclusive. You are advised to report any inaccuracy or discrepancy (including unauthorized trading) promptly, but no later than ten days after receipt of this statement, to your financial organization and Pershing. Please be advised that any oral communication should be re-confirmed in writing to further protect your rights, including your rights under the Securities Investor Protection Act.
- Your financial organization's contact information can be found on the first page of this statement. Pershing's contact information is as follows: **Pershing LLC, Legal Department, One Pershing Plaza, Jersey City, New Jersey 07399; (201) 413-3330. Errors and Omissions excepted.**

Total Monthly Interest Earnings



Date: 5/09/17

F I N A N C I A L S U M M A R Y R E P O R T
Processing Month: April 2017
MEDINA CITY SCHOOL DISTRICT

Page: 1
(FINSUM)

Fnd	Scc	Description	Beginning Balance	MTD Revenues	FYTD Revenues	MTD Expenditures	FYTD Expenditures	Current Available Balance
001	0000	GENERAL FUND	37,712,097.32	2,823,454.36	66,686,683.32	5,276,623.56	58,570,603.86	45,828,176.78
002	0000	BOND RETIREMENT	1,168,689.28	.00	1,419,875.80	.00	1,347,401.66	1,241,163.42
002	9000	BOND RETIREMENT - NEW ELE	3,752,479.16	.00	4,120,390.31	.00	3,487,038.12	4,385,831.35
002	9012	LOCAL SALES TAX RETIREMEN	102,250.00	.00	1,245,918.75	.00	1,245,918.75	102,250.00
002	9014	CONSOLIDATION - ENERGY &	.07	.00	314,906.25	25,987.49	340,893.70	25,987.38-
003	0000	PERMANENT IMPROVEMENT FUN	4,628.88	.00	122,000.00	.00	.00	126,628.88
003	9000	PERMANENT IMPROVEMENT FUN	989.14	.00	.00	.00	.00	989.14
003	9001	MEDINA CITY REC CENTER-PE	466,394.26	.00	138,000.00	.00	25,952.83	578,441.43
006	0000	LUNCHROOM FUND	89,701.54	216,450.43	1,922,433.67	172,013.68	1,948,127.90	64,007.31
007	9004	COLLINS SCHOLARSHIP/POST-	.97	17.92	16,041.69	.00	.00	16,042.66
007	9110	ART TRUST - GARFIELD	9,909.26	11.20	114.89	.00	.00	10,024.15
007	9111	CHARLES STANGEL SCHOLARSH	.00	500.00	500.00	.00	.00	500.00
007	9333	RIOS STUDENT LEADER SCHOL	26,740.49	34.68	4,353.35	.00	.00	31,093.84
007	9901	BIXLER SCHOLARSHIP FUND	125.00	.00	.00	.00	.00	125.00
008	9002	KANEHL MUSIC TRUST	27,959.58	49.11	341.61	.00	.00	28,301.19
008	9003	RICHARD HOFFMAN COLLINS M	542,347.79	10.44	74,107.18	.00	.00	616,454.97
008	9112	ELAINE BUSHMAN FUND	16,635.23	19.42	754.44	.00	.00	17,389.67
009	9000	STAR	6,734.50	323.00	19,103.00	.00	.00	25,837.50
009	9110	UNIFORM SUPPLIES GARFIELD	8,877.57	465.50	4,594.51	95.63	2,746.87	10,725.21
009	9120	UNIFORM SUPPLIES - CANAVA	14,346.37	205.00	8,782.50	171.45	11,386.02	11,742.85
009	9130	UNIFORM SUPPLIES - FENN	27,705.36	544.50	10,272.60	1,009.14	15,067.35	22,910.61
009	9140	UNIFORM SUPPLIES - HERITA	8,180.96	274.00	9,001.86	.00	12,623.06	4,559.76
009	9160	UNIFORM SUPPLIES - BLAKE	2,404.24	121.00	12,599.10	544.33	13,976.19	1,027.15
009	9170	UNIFORM SUPPLIES - RALPH	10,647.11	91.00	15,091.50	29.31	14,319.35	11,419.26
009	9180	UNIFORM SUPPLIES - ELIZA	10,770.06	200.74	10,261.45	85.76	13,335.97	7,695.54
009	9200	UNIFORM SUPPLIES - CLAGGE	68,442.74	1,045.10	20,962.09	.00	33,486.21	55,918.62
009	9210	UNIFORM SUPPLIES - A.I. R	19,515.85	297.10	25,764.85	384.29	32,372.52	12,908.18
009	9300	UNIFORM SUPPLIES - SENIOR	69,257.47	3,635.00	90,132.74	15,249.25	107,771.24	51,618.97
009	9304	AVIATION/PHOTOGRAPHY	3.87	.00	.00	.00	.00	3.87
014	9016	MEDINA CNTY JUV DET CNTR	93,334.19	32,690.00	164,084.40	21,803.04	236,326.09	21,092.50
014	9111	CFIT FY11	5,550.01	.00	.00	.00	.00	5,550.01
014	9115	EVOLVE FY 15	20,524.40	.00	.00	.00	20,524.40	.00
014	9116	EVOLVE FY 16	296,597.39	54,810.00	305,709.40	53,077.14	518,450.72	83,856.07
016	0000	EMERGENCY LEVY	10,664,446.47	.00	7,311,029.58	243,058.89	2,925,857.87	15,049,618.18
018	0000	PRINT SHOP	6,683.33	.00	.00	.00	.00	6,683.33
018	9000	PUBLIC SCHOOL SUPPORT - S	16.70	.00	.00	.00	.00	16.70
018	9110	PRINCIPAL'S FUND - GARFIE	33,745.23	351.23	3,175.79	64.83	2,888.66	34,032.36
018	9111	GARFIELD SCHOOL STORE	867.30	.00	.00	.00	50.00	817.30
018	9113	GARFIELD MEDIA CENTER	645.76	.00	60.24	.00	11.23	694.77
018	9120	PRINCIPAL - CANAVAN	49,493.16	3,929.96	10,536.21	2,388.68	5,758.83	54,270.54
018	9122	CANAVAN SCHOOL STORE	586.69	.00	.00	.00	.00	586.69
018	9123	BOOK FAIR - CANAVAN	9,358.76	.00	4,106.81	3,455.46	9,122.87	4,342.70
018	9130	PRINCIPAL - FENN	40,148.86	4,813.70	15,891.59	1,695.15	18,443.67	37,596.78
018	9132	FENN SCHOOL STORE	907.38	33.75	498.29	.00	800.10	605.57
018	9133	BOOK FAIR - FENN	8,089.98	7.00	97.66	.00	7,964.74	222.90
018	9135	MEDINA SKI TEAM - DISTRIC	7,501.68	.00	3,050.00	.00	5,142.49	5,409.19

Date: 5/09/17

F I N A N C I A L S U M M A R Y R E P O R T
Processing Month: April 2017
MEDINA CITY SCHOOL DISTRICT

Page: 2
(FINSUM)

Fnd	Scd	Description	Beginning Balance	MTD Revenues	FYTD Revenues	MTD Expenditures	FYTD Expenditures	Current Available Balance
018	9140	PRINCIPAL'S FUND - HERITA	28,164.94	3,272.93	8,769.70	3,415.44	6,589.72	30,344.92
018	9143	HERITAGE MEDIA CENTER	15,479.53	16.00	5,187.69	.00	5,326.16	15,341.06
018	9160	PRINCIPAL'S FUND - H G BL	42,919.81	7,616.20	13,418.59	1,536.78	12,247.50	44,090.90
018	9161	LEADER IN ME - BLAKE	3,656.43	1,237.63	1,237.63	.00	.00	4,894.06
018	9163	BLAKE MEDIA CENTER	16,105.84	13.38	5,259.71	.00	1,607.09	19,758.46
018	9170	PRINCIPALS FUND - RALPH W	68,266.80	8,255.56	19,816.00	1,999.49	10,066.50	78,016.30
018	9171	WAITE SCHOOL STORE	50.00	.00	.00	.00	.00	50.00
018	9173	MEDIA CENTER RALPH WAITE	5,248.50	10.00	8,571.47	178.96	8,481.06	5,338.91
018	9174	FIELD TRIPS RALPH WAITE E	11,388.97	932.00	3,525.75	.00	.00	14,914.72
018	9180	PRINCIPALS FUND ELIZA NOR	39,441.68	4,368.22	9,437.52	197.57	4,348.09	44,531.11
018	9181	NORTHROP ELEMENTARY SCHOO	1,719.44	.00	.00	.00	.00	1,719.44
018	9183	MEDIA CENTER ELIZA NORTHR	6,080.59	29.80	6,121.37	.00	4,529.39	7,672.57
018	9184	FIELD TRIPS ELIZA NORTHR	146.00	.00	.00	.00	.00	146.00
018	9200	PRINCIPAL'S FUND - CLAGGE	90,721.01	867.00	18,156.68	5,110.19	21,052.52	87,825.17
018	9203	CLAGGETT M.S. MEDIA CENTE	3,474.75	.00	4,331.59	297.45	3,349.33	4,457.01
018	9210	PRINCIPAL'S FUND - ROOT M	18,522.52	368.00	9,235.61	835.31	9,010.42	18,747.71
018	9211	ROOT M.S. MEDIA CENTER	8,259.28	.00	3,494.10	18.20	2,817.41	8,935.97
018	9212	ROOT M.S. - WASHINGTON TR	355.00	.00	.00	.00	.00	355.00
018	9213	SPECIAL FUNDRAISER - ROOT	.00	.00	36,985.00	1,365.85	24,353.04	12,631.96
018	9300	PRINCIPAL'S FUND - SENIOR	82,036.10	3,706.05	54,939.91	66.24	53,438.55	83,537.46
018	9301	MEDIA CENTER FUND	1,372.80	.00	44.00	55.00	67.00	1,349.80
018	9302	SPECIAL FUNDRAISER - SENI	37,086.18	.00	.00	.00	.00	37,086.18
018	9303	PERFORMING ARTS	111,087.98	11,883.00	39,386.00	1,197.46	65,776.32	84,697.66
018	9304	BATTLING BEES BOOKSTORE	12,452.52	1,231.80	11,743.96	1,141.03	10,182.31	14,014.17
018	9305	FLEXIBLE CREDIT FUND	7,124.67	50.00	400.00	.00	240.11	7,284.56
018	9900	INSERVICE - CENTRAL	3,702.01	.00	.00	.00	.00	3,702.01
018	9901	PUBLIC SCHOOL SUPPORT - I	10,119.35	.00	.00	.00	4,735.63	5,383.72
018	9902	INSERVICE - SUPERINTENDEN	24,720.92	.00	.00	.00	.00	24,720.92
018	9903	BOARD/STUDENT DEVELOPMENT	2,800.00	.00	.00	.00	.00	2,800.00
018	9904	WELLNESS FUND	502.00	.00	.00	.00	.00	502.00
018	9905	PUBLIC SCHOOL SUPPORT/STU	48,134.12	.00	16,000.00	1,763.96	7,971.75	56,162.37
018	9906	COMMUNICATIONS - PUBLIC S	504.69	25.00	2,886.00	.00	2,488.50	902.19
018	9907	SPECIAL EDUCATION DEPARTM	.00	140.00	140.00	.00	.00	140.00
018	9910	MAINTENANCE DEPARTMENT	3,902.36	.00	.00	.00	.00	3,902.36
018	9920	TRSP FUND	2,882.18	.00	.00	960.00	938.00	1,944.18
018	9930	Resource Connection	1,500.00	.00	.00	.00	.00	1,500.00
019	9000	ADAMH GRANT	.00	.00	6,000.00	304.00	3,895.00	2,105.00
019	9017	MCDAC GRANT FY17	.00	20,592.00	82,368.00	12,905.69	95,384.80	13,016.80
019	9018	LOWE'S LIGHT UP GARFIELD	48.08	.00	.00	.00	.00	48.08
019	9020	RIF PROGRAM GRANT - NORTH	400.73	.00	.00	.00	.00	400.73
019	9021	JENNINGS - BLAKE - BRYNIA	.82	.00	.00	.00	.00	.82
019	9023	PUBLIC EDUCATION LEADERSH	.01	.00	.00	.00	.00	.01
019	9029	MARTHA HOLDEN JENNINGS GR	6.82	.00	.00	.00	.00	6.82
019	9030	PERFORMANCE BASED ASSESSM	79.76	.00	.00	.00	.00	79.76
019	9031	PBA FY11	256.96	.00	.00	.00	.00	256.96
019	9113	ACS-HACH CHEMISTRY GRANT	96.34	.00	.00	.00	.00	96.34

Date: 5/09/17

FINANCIAL SUMMARY REPORT
Processing Month: April 2017
MEDINA CITY SCHOOL DISTRICT

Page: 3
(FINSUM)

Fnd	Scs	Description	Beginning Balance	MTD Revenues	FYTD Revenues	MTD Expenditures	FYTD Expenditures	Current Available Balance
019	9180	PPG INNOVATIVE CLASSROOM	15.31	.00	.00	.00	.00	15.31
019	9213	VIDEO CLUB GRANT - MHS	2.82	.00	.00	.00	.00	2.82
019	9313	JENNINGS - NORTHROP - MIL	13.86	.00	.00	.00	.00	13.86
019	9413	3M AND OTHER GRANT	152.03	.00	.00	.00	.00	152.03
019	9513	NEA STUDENT ACHIEVEMENT G	191.88	.00	.00	.00	.00	191.88
019	9613	FUEL UP - CONDOSTA - ROOT	1,068.05	.00	.00	.00	.00	1,068.05
019	9715	FUEL UP - BLAKE	28.57	.00	500.00	.00	.00	528.57
020	9001	TRANSPORTATION ENTERPRISE	50,739.50	689.58	12,462.12	1,113.20	4,430.76	58,770.86
022	9000	Unclaimed funds	20,657.98	.00	9,062.16	.00	2,259.04	27,461.10
022	9093	DIVERSION PROGRAM FED MON	1,000.00	.00	.00	.00	.00	1,000.00
022	9094	DIVERSION PROGRAM - FED.	1,000.00	.00	.00	.00	.00	1,000.00
022	9300	OH HIGH SCHOOL ATH ASSOC	396.90	.00	38,897.69	6,869.59	36,872.82	2,421.77
024	9001	MEDICAL AND DRUG/SELF INS	5,566,015.91	704,185.81	7,079,541.05	634,573.63	6,502,121.32	6,143,435.64
024	9002	DENTAL SELF INSURANCE FUN	428,655.30	54,775.15	479,327.14	55,070.66	546,090.91	361,891.53
024	9094	FLEX PRO	28,702.24	18,666.06	140,745.51	11,307.60	116,611.44	52,836.31
027	0000	WORKMANS COMP.-SELF INS	158,639.01	10,978.58	118,197.21	2,630.95	104,407.59	172,428.63
071	9013	LOCAL SALES TAX PERMANENT	2,774,714.21	820,573.97	3,111,144.57	31,401.86	2,224,333.34	3,661,525.44
200	9110	GARFIELD STUDENT COUNCIL/	1,543.81	1.48	49.42	98.03	265.35	1,327.88
200	9121	ELLA CANAVAN STUDENT COUN	797.51	1.04	375.79	44.72	240.14	933.16
200	9134	FENN STUDENT BUSINESS	8.44	.01	.02	.00	.00	8.46
200	9140	STUDENT COUNCIL - HERITAG	145.43	.16	1.68	.00	.00	147.11
200	9184	NORTHROP ELEMENTARY STUDE	46.56	.05	.54	.00	.00	47.10
200	9185	K-KIDS KIWANIS ACTIVITY C	3,491.72	1,099.55	3,211.42	.00	1,914.31	4,788.83
200	9202	CLAGGETT MIDDLE SCH. STUD	4,873.63	5.41	3,400.85	.00	3,434.87	4,839.61
200	9204	CLAGGETT MIDDLE SCHOOL CH	.02	.53	473.23	.00	.00	473.25
200	9205	CLAGGETT MIDDLE SCH. BUIL	1,648.77	1.88	293.03	34.59	261.67	1,680.13
200	9209	CLAGGETT MIDDLE SCHOOL DR	13,490.81	18.47	6,454.75	101.98	3,406.57	16,538.99
200	9251	PEP CLUB - ROOT M.S.	641.08	.00	3.26	.00	644.34	.00
200	9252	CHEERLEADERS - ROOT M.S.	39.90	.05	.47	.00	.00	40.37
200	9253	BUILDERS' CLUB - ROOT M.S	3,124.53	3.53	36.23	.00	.00	3,160.76
200	9256	DRAMA CLUB - ROOT M.S.	2,872.46	4.22	3,719.81	.00	2,815.01	3,777.26
200	9257	ENVIRONMENTAL CLUB - ROOT	11.77	.22	181.23	.00	.00	193.00
200	9258	STUDENT COUNCIL - ROOT M.	2,810.29	115.25	725.10	.00	629.36	2,906.03
200	9301	YOUNG AMERICANS FOR FREED	53.80	577.47	2,160.38	.00	.00	2,214.18
200	9302	ART CLUB	131.52	.15	1.53	.00	.00	133.05
200	9303	AMERICAN FIELD SERVICE	355.81	.40	4.12	.00	.00	359.93
200	9304	CAREER ASSOCIATION	238.50	.27	2.77	.00	.00	241.27
200	9305	CHEMCLUB	290.00	.81	771.46	235.48	334.88	726.58
200	9306	OPERATION SMILE	.00	5.00	5.00	.00	.00	5.00
200	9307	CHOIR	43,170.39	74.33	9,904.79	.00	18,754.23	34,320.95
200	9308	COMPUTER CLUB	67.77	.08	3.55	.00	.00	71.32
200	9309	IMPROVE CLUB	.00	3,235.65	3,235.65	.00	.00	3,235.65
200	9310	DELTA EPSILON PHI - NAT'L	.45	.00	.00	.00	.00	.45
200	9312	DRAMA CLUB	36,435.09	43.05	7,033.25	1,037.26	4,921.91	38,546.43
200	9315	LEADER WITHIN U	271.85	.31	3.15	.00	.00	275.00
200	9316	FRENCH CLUB	8.71	.00	.00	.00	.00	8.71

Date: 5/09/17

F I N A N C I A L S U M M A R Y R E P O R T
Processing Month: April 2017
MEDINA CITY SCHOOL DISTRICT

Page: 4
(FINSUM)

Fnd	Scc	Description	Beginning Balance	MTD Revenues	FYTD Revenues	MTD Expenditures	FYTD Expenditures	Current Available Balance
200	9318	GIRLS LEADERSHIP CLUB	2,245.31	126.21	1,774.94	3.45-	638.30	3,381.95
200	9321	KEY CLUB	18,397.17	1,154.08	17,768.46	1,938.62	5,231.92	30,933.71
200	9323	MEDINAMITE	677.24	.76	105.34	79.97	104.97	677.61
200	9324	MEDINIAN	17,957.73	84.40	14,709.46	.00	6,342.02	26,325.17
200	9325	MUSIC - BAND	22,133.13	22.02	6,261.55	1,457.79	8,679.71	19,714.97
200	9326	NATIONAL HONOR SOCIETY	6,363.12	3,250.30	3,316.52	385.00	460.85	9,218.79
200	9327	ORCHESTRA	20,288.76	30.12	1,577.33	.00	1,616.50	20,249.59
200	9330	SCIENCE OLYMPIAD CLUB	134.41	.15	1.55	.00	.00	135.96
200	9331	SKI CLUB	2.87	.00	.02	.00	.00	2.89
200	9332	SPANISH CLUB	6,707.94	9.47	5,706.84	.00	3,936.66	8,478.12
200	9333	STUDENT COUNCIL	37,553.60	651.77	38,638.04	1,375.35	34,313.97	41,877.67
200	9334	WORK STUDY CLUB	5,216.12	5.89	60.46	.00	.00	5,276.58
200	9335	LATIN CLUB	1,730.05	1.85	4,688.52	.00	4,766.24	1,652.33
200	9336	INTERACT ORGANIZATION	1,582.87	1.79	18.34	.00	.00	1,601.21
200	9337	AMERICAN SIGN LANGUAGE CL	94.40	.18	131.60	.00	60.53	165.47
200	9339	SPEECH/DEBATE CLUB	13,031.75	270.90	31,363.71	5,417.20	25,685.00	18,710.46
200	9340	S. A. D. D.	921.81	1.80	801.18	.00	111.95	1,611.04
200	9345	INTERNATIONAL CLUB	4,703.71	5.31	54.51	.00	.00	4,758.22
200	9346	PENGUIN BOWL/NOSE	4.42	.29	251.64	.00	.00	256.06
200	9350	TECHNOLOGY CLUB	500.57	60.14	972.24	81.93	1,348.84	123.97
200	9351	THE JUNIOR STATESMEN OF A	1,171.92	1.32	13.60	.00	.00	1,185.52
200	9352	VIDEO CLUB - SR HI	7,415.10	6.18	994.50	.00	2,878.50	5,531.10
200	9353	CHINESE CLUB	615.00	.81	317.22	.00	204.98	727.24
200	9355	GENDER AND SEXUALITY ALLI	892.90	188.40	664.51	.00	305.48	1,251.93
200	9380	V O F T	37,882.99	11,355.30	15,383.39	1,460.60	18,982.10	34,284.28
200	9416	CLASS OF 2016	2,562.68	2.73	28.00	.00	147.58	2,443.10
200	9417	CLASS OF 2017	7,127.47	16.37	3,951.64	.00	5,372.91	5,706.20
200	9418	CLASS OF 2018	4,171.26	110.27	18,429.68	1,912.73	4,448.06	18,152.88
200	9419	CLASS OF 2019	2,492.78	4.44	1,572.28	.00	93.62	3,971.44
200	9420	CLASS OF 2020	.00	2.25	2,121.08	103.36	103.36	2,017.72
200	9999	GENERIC STUDENT ACTIV. FD	.01	.00	.00	.00	.00	.01
300	0000	ATHLETIC FUND	230,620.84	9,300.58	292,224.61	33,935.90	359,241.10	163,604.35
300	9110	GARFIELD FIELD TRIPS	.00	150.00	1,240.00	.00	100.00	1,140.00
300	9120	CANAVAN FIELD TRIP	.00	2,590.00	4,730.00	.00	995.97	3,734.03
300	9121	WORLD WATCHER'S CLUB	7,362.04	.00	.00	.00	.00	7,362.04
300	9130	FENN FIELD TRIPS	.00	.00	5,700.00	.00	5,700.00	.00
300	9140	HERITAGE FIELD TRIPS	.00	.00	4,133.60	.00	4,133.60	.00
300	9160	BLAKE FIELD TRIPS	.00	25.00-	6,545.00	.00	100.00	6,445.00
300	9170	WAITE FIELD TRIPS	.00	.00	8,772.00	.00	7,500.00	1,272.00
300	9180	NORTHROP FIELD TRIPS	.00	4,854.40	7,316.40	540.00	2,128.00	5,188.40
300	9201	CLAGGETT MIDDLE SCH. BAND	33,086.59	.00	24,430.50	.00	22,749.91	34,767.18
300	9202	CLAGGETT MIDDLE SCH. ORCH	223.00	.00	35.00	.00	.00	258.00
300	9203	CLAGGETT MIDDLE SCHOOL LI	370.00	.00	.00	.00	.00	370.00
300	9204	CLAGGETT M.S. CHOIR FUND	634.10	.00	.00	.00	.00	634.10
300	9208	CLAGGETT - 6TH GRADE TRIP	16,875.76	3,746.50	88,856.33	.00	100,525.64	5,206.45
300	9250	ROOT M.S. BAND FUND	20,601.72	.00	13,468.00	223.75	14,692.46	19,377.26

Date: 5/09/17

F I N A N C I A L S U M M A R Y R E P O R T
Processing Month: April 2017
MEDINA CITY SCHOOL DISTRICT

Page: 5
(FINSUM)

Fnd	Scc	Description	Beginning Balance	MTD Revenues	FYTD Revenues	MTD Expenditures	FYTD Expenditures	Current Available Balance
300	9251	ROOT M.S. ORCHESTRA FUND	923.15	.00	305.00	.00	.00	1,228.15
300	9252	ROOT M.S. CHOIR FUND	3,270.15	.00	.00	.00	.00	3,270.15
300	9253	ROOT M.S. BEEHIVE	185.44	137.25	589.79	67.91	245.60	529.63
300	9258	ROOT - DISTRICT SUPERVISE	100,628.78	15,860.50	46,859.03	.00	102,977.85	44,509.96
300	9259	ROOT DANCE TEAM	528.00	.00	.00	.00	.00	528.00
300	9302	BOYS VOLLEYBALL	5,764.98	5,109.30	5,109.30	320.00	1,350.00	9,524.28
300	9303	HUDDLE/SHUDDLE	1,499.99	.00	1,430.00	.00	567.97	2,362.02
300	9304	LINK CREW	4,001.73	.00	163.00	.00	2,811.76	1,352.97
300	9305	MHS DANCE TEAM	1,100.54	.00	1,088.50	250.00	738.50	1,450.54
300	9313	DRAMA/MUSICAL	22,193.65	.00	8,137.90	.00	18,344.38	11,987.17
300	9325	BAND - DISNEYLAND	9,300.98	.00	.00	.00	1,446.86	7,854.12
300	9334	BEEHIVE CAFE	19,753.77	2,383.18	20,053.73	2,207.89	20,685.06	19,122.44
300	9380	V O F T	640.58	.00	.00	.00	.00	640.58
300	9390	GLOBAL TRIPS	.00	2.00	1,080.00	.00	.00	1,080.00
401	9000	ST FRANCIS - MOBILE UNIT	.00	.00	254,658.73	.00	254,658.73	.00
401	9016	AUXILIARY FUNDS/ST FRANCI	72,853.82	.00	.00	.00	65,406.27	7,447.55
401	9017	AUXILIARY FUNDS/ST FRANCI	.00	154.23	386,897.67	29,282.59	248,807.66	138,090.01
401	9026	AUX FUNDS NURTURY	6,163.05	.00	.00	.00	509.00	5,654.05
401	9027	AUX FUNDS NURTURY	.00	8.35	13,946.78	770.00	6,471.49	7,475.29
401	9036	AUX FUNDS MCA	30,788.77	.00	.00	.00	28,228.70	2,560.07
401	9037	AUX FUNDS MCA	.00	53.41	139,856.46	4,131.76	92,035.51	47,820.95
401	9046	AUX FUNDS KIDS COUNTRY	8,134.86	.00	.00	.00	6,740.63	1,394.23
401	9047	AUX FUNDS KIDS COUNTRY	.00	14.60	13,074.68	.00	.00	13,074.68
401	9066	SM WONDERS	1,644.12	.00	.00	.00	.00	1,644.12
432	9097	MANAGE. INFO. SYS. FUND	.80	.00	.00	.00	.00	.80
450	9008	SCHOOLNET PLUS FY2008: GR	1.00	.00	.00	.00	.00	1.00
451	9013	CONNECTIVITY 2013	800.00	.00	.00	.00	.00	800.00
451	9017	CONNECTIVITY FY17	.00	.00	19,800.00	.00	.00	19,800.00
452	9008	SCHOOLNET PROFESSIONAL DE	66.15	.00	.00	.00	.00	66.15
463	9017	ALT ED	.00	.00	25,673.24	3,669.15	33,011.54	7,338.30-
499	9012	INTERN PSYCH FY12	45.81	.00	.00	.00	.00	45.81
499	9013	INTERN PSYCH FY13	39.97	.00	.00	.00	.00	39.97
499	9024	LOCAL GOVERNMENT INNOVATI	7,750.00	.00	.00	.00	.00	7,750.00
499	9039	INTERN PSYCHOLOGIST GRANT	2.20	.00	.00	.00	.00	2.20
499	9112	E-TECH BLENDED LEARNING G	321.71	.00	.00	.00	.00	321.71
506	9014	RESIDENT EDUCATOR GRANT	950.00	.00	.00	.00	.00	950.00
516	9015	TITLE VI-B	2,690.82	.00	.00	.00	.00	2,690.82
516	9016	TITLE VI-B	115,909.61	.00	200,227.51	.00	316,187.22	50.10-
516	9017	TITLE VI-B	.00	.00	817,560.23	113,948.60	1,066,878.84	249,318.61-
551	9117	TITLE III LEP	.00	.00	10,097.52	.00	11,019.47	921.95-
572	9016	TITLE I	70,036.18	.00	78,400.77	.00	148,436.95	.00
572	9017	TITLE I	.00	.00	301,675.08	38,554.27	381,462.34	79,787.26-
572	9116	TITLE I-D	10,650.20	.00	18,943.48	.00	29,590.85	2.83
572	9117	TITLE I-D	.00	.00	29,546.08	5,208.61	42,524.04	12,977.96-
587	9016	PRESCHOOL	1,827.00	.00	3,161.06	.00	4,988.06	.00
587	9017	PRESCHOOL	.00	.00	16,664.31	2,230.48	21,304.50	4,640.19-

Date: 5/09/17

FINANCIAL SUMMARY REPORT
Processing Month: April 2017
MEDINA CITY SCHOOL DISTRICT

Page: 6
(FINSUM)

Fnd	Scs	Description	Beginning Balance	MTD Revenues	FYTD Revenues	MTD Expenditures	FYTD Expenditures	Current Available Balance
590	9016	TITLE II-A	9,110.54	.00	27,715.75	.00	36,826.29	.00
590	9017	TITLE II-A	.00	.00	81,613.32	9,046.10	104,441.95	22,828.63-
599	9016	CHILD NUTRITION SCHOOL EQ	.00	.00	6,500.00	.00	6,500.00	.00
		Grand Total All Funds	66,309,645.53	4,885,736.27	98670,572.15	6,854,201.36	84606,908.08	80373,309.60
		Total Invested Funds	.00					

Date: 5/09/2017

C H E C K R E G I S T E R
Processing Month: April 2017
MEDINA CITY SCHOOL DISTRICT

Page: 1
(CHKREG)

Check#	Check Date	Org Sta	Vendor Paid	Check Amount	Status Date
007650	04/10/2017	M/M	GORDON FOOD SERVICE	9,551.57	
007651	04/10/2017	M/M	GORDON FOOD SERVICE	807.14	
007652	04/13/2017	M/M	MEMO - U.S. BANK PURCHASE CARD	14,339.25	
007653	04/07/2017	M/M	MEMO - FIRST MERIT BANK	27,397.43	
007654	04/07/2017	M/M	MEMO - BUREAU WORK COMP	5,587.70	
007655	04/07/2017	M/M	MEMO --S T R S	73,183.72	
007656	04/07/2017	M/M	MEMO --S E R S	3,346.88	
007657	04/07/2017	M/M	MEMO -MEDINA CITY SCHOOLS	308,480.49	
007658	04/07/2017	M/M	OHIO DEPT OF ED - MEMO CK	125,229.28	
007659	04/20/2017	M/M	MEMO MET LIFE INSURANCE	55,070.66	
007660	04/07/2017	M/M	MEMO MET LIFE INSURANCE	4,612.22	
007661	04/03/2017	M/M	MEMO - MEDICAL MUTUAL	81,243.23	
007662	04/04/2017	M/M	MEMO - MEDICAL MUTUAL	93,750.38	
007663	04/11/2017	M/M	MEMO - MEDICAL MUTUAL	208,984.67	
007664	04/18/2017	M/M	MEMO - MEDICAL MUTUAL	88,112.25	
007665	04/25/2017	M/M	MEMO - MEDICAL MUTUAL	162,483.10	
007666	04/01/2017	M/M	SYSCO CLEVELAND INC	32,819.19	
007667	04/01/2017	M/M	SYSCO CLEVELAND INC	2,356.63	
007668	04/21/2017	M/M	MEMO - FIRST MERIT BANK	26,407.72	
007669	04/21/2017	M/M	MEMO - BUREAU WORK COMP	5,390.88	
007670	04/21/2017	M/M	MEMO --S T R S	73,622.40	
007671	04/21/2017	M/M	MEMO --S E R S	3,346.88	
007672	04/21/2017	M/M	MEMO -MEDINA CITY SCHOOLS	311,020.01	
007673	04/28/2017	M/M	MEMO - P & A ADMINISTRATIVE	11,307.60	
007674	04/21/2017	M/M	OHIO DEPT OF ED - MEMO CK	125,665.90	
007675	04/28/2017	M/M	MEMO - BUREAU WORK COMP	2,630.95	
007676	04/30/2017	M/M	STRS	447,090.00	
007677	04/30/2017	M/M	SERS - MEMO	105,454.14	
007678	04/01/2017	M/M	MEMO - FIRST MERIT BANK	25,987.49	
007679	04/17/2017	T/T	MEMO -MEDINA CITY SCHOOLS	1,237.63	
616609	04/10/2017	W/R	ADLER TEAM SPORTS	23.90	04/25/2017
616610	04/10/2017	W/R	ADVANCE AUTO PARTS	43.49	04/18/2017
616611	04/10/2017	W/R	AKRON CHILDRENS HOSPITAL	43.00	04/18/2017
616612	04/10/2017	W/R	ALISON SNOOK	88.07	04/10/2017
616613	04/10/2017	W/R	AMAZON.COM	11,651.62	04/18/2017
616614	04/10/2017	W/R	AMERICAN SHAKESPEARE CENTER	285.00	04/18/2017
616615	04/10/2017	W/R	ANDERSON'S	233.99	04/18/2017
616616	04/10/2017	W/R	ANGELA NUCKOLS	105.00	04/10/2017
616617	04/10/2017	W/R	ANTHONY BELSITO	216.00	04/18/2017
616618	04/10/2017	W/R	APOLLO PEST CONTROL COMPANY	628.00	04/21/2017
616619	04/10/2017	W/R	AQUACLEAR	49.85	04/18/2017
616620	04/10/2017	W/R	ARMSTRONG CABLE	54.95	04/21/2017
616621	04/10/2017	W/R	ARROW UNIFORM	120.65	04/18/2017
616622	04/10/2017	W/R	ASHTON SOUND & COMMUNICATIONS	411.75	04/30/2017
616623	04/10/2017	W/R	B & B TROPHIES & AWARDS	15.00	04/18/2017
616624	04/10/2017	W/R	BARNES & NOBLE BOOKSELLERS,	2,280.41	04/20/2017
616625	04/10/2017	W/R	BARNES & NOBLE BOOKSELLERS	1,978.09	04/20/2017
616626	04/10/2017	W/R	BETH VOGELGESANG	58.96	04/18/2017
616627	04/10/2017	W/R	BLICK ART MATERIALS LLC	973.61	04/18/2017
616628	04/10/2017	W/R	BOOKSOURCE	1,798.61	04/18/2017
616629	04/10/2017	W/R	DAIRYMENS	1,249.02	04/18/2017
616630	04/10/2017	W/R	BREWER-GARRETT COMPANY	13,500.00	04/14/2017

Date: 5/09/2017

C H E C K R E G I S T E R
Processing Month: April 2017
MEDINA CITY SCHOOL DISTRICT

Page: 2
(CHKREG)

Check#	Check Date	Org Sta	Vendor Paid	Check Amount	Status Date
616631	04/10/2017	W/R	BRICKER & ECKLER LLP	1,431.00	04/18/2017
616632	04/10/2017	W/R	BSN SPORTS LLC	1,549.47	04/18/2017
616633	04/10/2017	W/R	BUEHLER'S MARKETS	155.14	04/14/2017
616634	04/10/2017	W/R	C MARTIN TRUCKING	1,262.02	04/21/2017
616635	04/10/2017	W/R	CANINE COMPANIONS FOR	374.12	04/21/2017
616636	04/10/2017	W/R	CENTRAL INSTRUMENT CO.	413.75	04/14/2017
616637	04/10/2017	W/R	CHRONICLE TELEGRAM	576.02	04/14/2017
616638	04/10/2017	W/R	CINTAS CORPORATION	156.31	04/18/2017
616639	04/10/2017	W/R	CINTAS FIRST AID & SAFETY	195.55	04/18/2017
616640	04/10/2017	W/R	CITY OF MEDINA	312.00	04/14/2017
616641	04/10/2017	W/R	CITY OF MEDINA	14,382.42	04/14/2017
616642	04/10/2017	W/R	CRITCHFIELD, CRITCHFIELD	90.00	04/14/2017
616643	04/10/2017	W/R	CROWN TROPHY OF MEDINA	630.00	04/18/2017
616644	04/10/2017	W/R	DC SYSTEMS, INC.	150.00	04/18/2017
616645	04/10/2017	W/R	DOMINO'S PIZZA	312.00	04/20/2017
616646	04/10/2017	W/R	EASTER SEALS NORTHERN OHIO	770.00	04/14/2017
616647	04/10/2017	W/R	FLINN SCIENTIFIC, INC.	235.48	04/18/2017
616648	04/10/2017	W/R	FOLLETT SCHOOL SOLUTIONS, INC.	1,585.39	04/18/2017
616649	04/10/2017	W/R	NAPA AUTOMOTIVE PARTS & SERVIC	17.98	04/18/2017
616650	04/10/2017	W/R	GIONINO'S PIZZERIA	86.70	04/18/2017
616651	04/10/2017	W/R	GORDON FOOD SERVICE	738.45	04/18/2017
616652	04/10/2017	W/R	GORDON FOOD SERVICE	42.87	04/18/2017
616653	04/10/2017	W/R	GRAINGER SUPPLY CO	71.15	04/18/2017
616654	04/10/2017	W/R	GREAT LAKES BIOMEDICAL LTD	304.00	04/14/2017
616655	04/10/2017	W/R	GREGORY MILLER	165.99	04/10/2017
616656	04/10/2017	W/R	HARPLEY CS LLC	1,100.00	04/10/2017
616657	04/10/2017	W/R	HEALTHCARE BILLING SERVICES	1,700.14	04/18/2017
616658	04/10/2017	W/R	HOUGHTON MIFFLIN HARCOURT	262.99	04/18/2017
616659	04/10/2017	W/R	HOME DEPOT	61.92	04/21/2017
616660	04/10/2017	W/R	JOHN DAGUE	128.00	04/25/2017
616661	04/10/2017	W/R	JON E. BURKHART	575.98	04/10/2017
616662	04/10/2017	W/R	JOSHEN PAPER & PACKAGING	84.45	04/18/2017
616663	04/10/2017	W/R	JOSTEN'S INC	1,447.43	04/18/2017
616664	04/10/2017	W/R	JW PEPPER & SON, INC.	1,182.78	04/19/2017
616665	04/10/2017	W/R	KAASP	45.00	04/18/2017
616666	04/10/2017	W/R	KIM HALLOCK	41.92	04/10/2017
616667	04/10/2017	W/R	LANGUAGE LEARNING ASSOCIATES	8,661.25	04/10/2017
616668	04/10/2017	W/R	LYNSEY EICK	99.00	04/10/2017
616669	04/10/2017	W/R	MCS FOOD SERVICE DEPT.	145.31	04/14/2017
616670	04/10/2017	W/R	MEDINA CITY SCHOOLS	20,838.83	04/14/2017
616671	04/10/2017	W/R	MEDINA COUNTY SANITARY	12,758.57	04/18/2017
616672	04/10/2017	W/R	MEDINA HARDWARE, INC	184.22	04/18/2017
616673	04/10/2017	W/R	MEDINA TRACTOR SALES	59.28	04/14/2017
616674	04/10/2017	W/R	MICHELLE LOBUGLIO	121.29	04/10/2017
616675	04/10/2017	W/R	MINUTEMAN PRESS	53.00	04/20/2017
616676	04/10/2017	W/R	MNJ TECHNOLOGIES DIRECT INC.	186.90	04/18/2017
616677	04/10/2017	W/R	MONTVILLE POLICE DEPARTMENT	144.00	04/25/2017
616678	04/10/2017	W/R	MUSIC IN MOTION	373.76	04/18/2017
616679	04/10/2017	W/R	MUSIC THERAPY ENRICHMENT	675.00	04/26/2017
616680	04/10/2017	W/R	NICHOLAS CERIMELE	15.41	04/10/2017
616681	04/10/2017	W/R	NICKLES BAKERY	219.06	04/18/2017
616682	04/10/2017	W/R	NOREEN PAFFUMI	25.36	04/10/2017

Date: 5/09/2017

C H E C K R E G I S T E R
Processing Month: April 2017
MEDINA CITY SCHOOL DISTRICT

Page: 3
(CHKREG)

Check#	Check Date	Org Sta	Vendor Paid	Check Amount	Status Date
616683	04/10/2017	W/R	OASSA	525.00	04/25/2017
616684	04/10/2017	W/R	OHIO EDISON COMPANY	26,194.44	04/14/2017
616685	04/10/2017	W/R	ORIENTAL TRADING COMPANY	371.43	04/18/2017
616686	04/10/2017	W/R	OSBORNE MEDINA, INC.	50.75	04/14/2017
616687	04/10/2017	W/R	PCMG INC	887.86	04/21/2017
616688	04/10/2017	W/R	POINT SPRING & DRIVESHAFT CO	912.02	04/14/2017
616689	04/10/2017	W/R	POWER OF THE PEN	50.00	04/18/2017
616690	04/10/2017	W/R	RAFCOMM, INC.	48.33	04/25/2017
616691	04/10/2017	W/R	REDTREE INVESTMENT GROUP	1,496.75	04/20/2017
616692	04/10/2017	W/R	REINHARDT SUPPLY COMPANY	3,736.95	04/18/2017
616693	04/10/2017	W/R	ROJEN COMPANY	126.54	04/19/2017
616694	04/10/2017	W/R	SCHOOL SPECIALTY, INC	1,002.87	04/18/2017
616695	04/10/2017	W/R	SCOTT SCRIVEN LLP	430.00	04/18/2017
616696	04/10/2017	W/R	SENDERO THERAPIES, INC.	22,516.00	04/10/2017
616697	04/10/2017	W/R	SERVICE STATION EQUIP. CO., INC	237.00	04/14/2017
616698	04/10/2017	W/R	SHELLEY MACK	310.00	04/10/2017
616699	04/10/2017	W/R	SHERWIN WILLIAMS COMPANY	575.06	04/18/2017
616700	04/10/2017	W/R	SMITH BROTHERS INC.	616.00	04/18/2017
616701	04/10/2017	W/R	SPORTSWORLD	1,266.25	04/18/2017
616702	04/10/2017	W/R	STAPLES BUSINESS ADVANTAGE	292.58	04/14/2017
616703	04/10/2017	W/R	STEPS ACADEMY	4,500.00	04/19/2017
616704	04/10/2017	W/W	SYDNEY CASSEL	103.36	
616705	04/10/2017	W/R	TALBERT'S COMMERCIAL PRODUCTS	304.76	04/18/2017
616706	04/10/2017	W/R	TECHNOLOGY ENGINEERING	14,836.25	04/10/2017
616707	04/10/2017	W/R	THE CLEVELAND PLUMBING	25.80	04/14/2017
616708	04/10/2017	W/R	THE MISSING PIECE LLC	537.50	04/14/2017
616709	04/10/2017	W/R	THOMAS WORTHINGTON HIGH SCHOOL	225.00	04/30/2017
616710	04/10/2017	W/R	THYSSENKRUPP ELEVATOR CORP	1,571.73	04/18/2017
616711	04/10/2017	W/R	TODD HODKEY	614.58	04/10/2017
616712	04/10/2017	W/W	TODD SHAPIRO	140.00	
616713	04/10/2017	W/R	TOPA ELECTRIC INC	30,278.20	04/14/2017
616714	04/10/2017	W/R	AUDITOR OF STATE'S OFFICE	164.00	04/14/2017
616715	04/10/2017	W/R	TREASURER, STATE OF OHIO	1,750.83	04/14/2017
616716	04/10/2017	W/R	WOLFF BROS. SUPPLY, INC.	2,163.86	04/14/2017
616717	04/10/2017	W/R	WOODWIND AND BRASSWIND INC	205.00	04/20/2017
616718	04/10/2017	B/B	JESSICA MEYERS	300.00	
616719	04/10/2017	B/R	NICOLE OR DAN VALE	600.00	04/21/2017
616720	04/10/2017	B/R	TARA JOSEPH	300.00	04/18/2017
616721	04/10/2017	B/B	RUSS RING	50.00	
616722	04/10/2017	B/R	JOY BOYLAND	27.00	04/19/2017
616723	04/10/2017	B/B	MARCY ZICKEL	5.00	
616724	04/10/2017	B/R	MICHELLE LAPEUS	6.00	04/27/2017
616725	04/10/2017	B/R	PAMELA PARKER	3.00	04/18/2017
616726	04/10/2017	B/R	OHIO HIGH SCHOOL ATHLETIC ASSN	200.00	04/27/2017
616727	04/20/2017	W/R	ABC THERAPY, LTD	15,308.75	04/20/2017
616728	04/20/2017	W/R	ADVANCE AUTO PARTS	31.98	04/30/2017
616729	04/20/2017	W/R	AIR RITE INC	495.60	04/26/2017
616730	04/20/2017	W/R	AKRON CHILDRENS HOSPITAL	22,303.03	04/30/2017
616731	04/20/2017	W/R	AMERICAN SHAKESPEARE CENTER	285.00	04/25/2017
616732	04/20/2017	W/R	MEDINA LANES	1,777.95	04/27/2017
616733	04/20/2017	W/R	ANDERSON'S	74.97	04/26/2017
616734	04/20/2017	W/R	ANGELA NUCKOLS	1,065.00	04/20/2017

Date: 5/09/2017

C H E C K R E G I S T E R
Processing Month: April 2017
MEDINA CITY SCHOOL DISTRICT

Page: 4
(CHKREG)

Check#	Check Date	Org Sta	Vendor Paid	Check Amount	Status Date
616735	04/20/2017	W/R	ANTHONY BELSITO	216.00	04/25/2017
616736	04/20/2017	W/R	APPLE EDUCATION	3,832.00	04/27/2017
616737	04/20/2017	W/R	APPLIED MSS	890.67	04/27/2017
616738	04/20/2017	W/R	ARC	83.30	04/26/2017
616739	04/20/2017	W/R	ARMSTRONG CABLE	134.95	04/30/2017
616740	04/20/2017	W/R	ARROW UNIFORM	2,085.09	04/26/2017
616741	04/20/2017	W/R	ASHLEY LYNN HOWERTER	80.00	04/30/2017
616742	04/20/2017	W/R	ASSET TECHNOLOGIES LLC	1,636.14	04/30/2017
616743	04/20/2017	W/R	BAKER & TAYLOR COMPANY	4,208.63	04/26/2017
616744	04/20/2017	W/R	BARNES & NOBLE BOOKSELLERS,	174.08	04/27/2017
616745	04/20/2017	W/W	BAUMSPAGE.COM, LLC	64.80	
616746	04/20/2017	W/R	BETTY MILLER	132.83	04/20/2017
616747	04/20/2017	W/R	BEYOND WORDS: MUSIC & DANCE	350.00	04/26/2017
616748	04/20/2017	W/R	BILL TURNER	108.07	04/20/2017
616749	04/20/2017	W/R	BLICK ART MATERIALS LLC	4,758.29	04/27/2017
616750	04/20/2017	W/R	BOOKSOURCE	2,650.03	04/25/2017
616751	04/20/2017	W/R	DAIRYMENS	2,013.64	04/25/2017
616752	04/20/2017	W/R	BRENDA ARTHUR	19.00	04/20/2017
616753	04/20/2017	W/R	BRIEN RIFE	80.00	04/25/2017
616754	04/20/2017	W/R	BRODART CO	117.71	04/25/2017
616755	04/20/2017	W/R	BUEHLER'S MARKETS	202.25	04/25/2017
616756	04/20/2017	W/R	CAPP USA, INC.	607.98	04/26/2017
616757	04/20/2017	W/R	CARDINAL BUS SALES &	135.26	04/25/2017
616758	04/20/2017	W/R	CAROLYN WENDL	40.86	04/20/2017
616759	04/20/2017	W/W	DOMINIC'S PIZZA	409.00	
616760	04/20/2017	W/R	CHARLOTTE KOLKE	143.54	04/20/2017
616761	04/20/2017	W/R	CHRISTOPHER HASSINGER	118.77	04/20/2017
616762	04/20/2017	W/R	CINTAS CORPORATION	468.37	04/30/2017
616763	04/20/2017	W/W	CLEVELAND CLINIC ATWORK	318.00	
616764	04/20/2017	W/R	OHIO CERAMIC SUPPLY, INC.	1,464.75	04/25/2017
616765	04/20/2017	W/R	COLUMBIA GAS OF OHIO, INC	236.05	04/26/2017
616766	04/20/2017	W/R	COMDOC, INC.	204.90	04/25/2017
616767	04/20/2017	W/R	CRAIG KOMAR	11.99	04/20/2017
616768	04/20/2017	W/R	CROWN TROPHY OF MEDINA	1,338.50	04/25/2017
616769	04/20/2017	W/R	DALE GAYDOS	80.00	04/25/2017
616770	04/20/2017	W/R	DANIEL SMITH	28.14	04/20/2017
616771	04/20/2017	W/R	DAVE ZEIH	100.00	04/30/2017
616772	04/20/2017	W/R	DAWN HARRINGTON	122.98	04/20/2017
616773	04/20/2017	W/R	DEBBIE QUAIDER	34.88	04/20/2017
616774	04/20/2017	W/R	DECKER EQUIPMENT	64.95	04/25/2017
616775	04/20/2017	W/R	DEMCO, INC.	718.69	04/26/2017
616776	04/20/2017	W/W	DOMINO'S PIZZA	270.00	
616777	04/20/2017	W/R	EDUCATIONAL SERVICE CENTER	30,128.00	04/25/2017
616778	04/20/2017	W/R	ENTERPRISE FLEET MGMT INC.	9,110.24	04/30/2017
616779	04/20/2017	W/R	ESC OF MEDINA COUNTY	7,980.68	04/25/2017
616780	04/20/2017	W/R	FASTENAL COMPANY	198.47	04/30/2017
616781	04/20/2017	W/R	FBN SYSTEMS, INC.	345.00	04/27/2017
616782	04/20/2017	W/R	FEDERAL EXPRESS CORP	16.64	04/27/2017
616783	04/20/2017	W/R	FLOWER GALLERY LLC	96.45	04/30/2017
616784	04/20/2017	W/R	FOLLETT SCHOOL SOLUTIONS, INC.	797.94	04/25/2017
616785	04/20/2017	W/R	FOWLER ELECTRIC COMPANY	1,768.00	04/26/2017
616786	04/20/2017	W/R	FRONTIER	1,272.50	04/30/2017

Date: 5/09/2017

C H E C K R E G I S T E R
Processing Month: April 2017
MEDINA CITY SCHOOL DISTRICT

Page: 5
(CHKREG)

Check#	Check Date	Org Sta	Vendor Paid	Check Amount	Status Date
616787	04/20/2017	W/R	FRONTIER-ATTN: CHRIS MCEL RATH	8.95	04/27/2017
616788	04/20/2017	W/R	FRONTLINE TECHNOLOGIES	5,500.00	04/30/2017
616789	04/20/2017	W/R	GEAUGA COUNTY EDUCATIONAL	3,773.80	04/26/2017
616790	04/20/2017	W/R	NAPA AUTOMOTIVE PARTS & SERVIC	1,263.51	04/26/2017
616791	04/20/2017	W/R	GOODWILL INDUSTRIES AKRON INC	2,093.00	04/20/2017
616792	04/20/2017	W/R	GORDON FOOD SERVICE	458.57	04/25/2017
616793	04/20/2017	W/R	GORDON FOOD SERVICE	11.99	04/25/2017
616794	04/20/2017	W/R	GRAINGER SUPPLY CO	99.18	04/26/2017
616795	04/20/2017	W/W	PIZZA HUT INC	801.00	
616796	04/20/2017	W/R	HEINEMANN	239.00	04/25/2017
616797	04/20/2017	W/R	HORST'S VIOLIN SHOP	330.00	04/25/2017
616798	04/20/2017	W/R	ICE CREAM SPECIALTIES INC	1,175.58	04/25/2017
616799	04/20/2017	W/R	INNOVATIVE SOLUTIONS	1,965.00	04/26/2017
616800	04/20/2017	W/W	JAMF SOFTWARE, LLC	8,544.00	
616801	04/20/2017	W/R	JF GOOD COMPANY	182.48	04/25/2017
616802	04/20/2017	W/R	JILL TSCHETTER	250.00	04/25/2017
616803	04/20/2017	W/R	JODI DOBBEN	22.94	04/20/2017
616804	04/20/2017	W/R	JODIE RUBINO	23.87	04/20/2017
616805	04/20/2017	W/R	JOHN S GRIMM, INC.	83.20	04/26/2017
616806	04/20/2017	W/R	JOHN WESTFALL JR	6.26	04/20/2017
616807	04/20/2017	W/R	JOHNSON CONTROLS, INC.	2,156.50	04/27/2017
616808	04/20/2017	W/R	JOHNSTONE SUPPLY INC.	166.91	04/26/2017
616809	04/20/2017	W/R	JOSHEN PAPER & PACKAGING	657.50	04/25/2017
616810	04/20/2017	W/R	JOSTEN'S INC	11.24	04/26/2017
616811	04/20/2017	W/W	JULIE WILLIAMS	1,870.00	
616812	04/20/2017	W/R	JUNIOR LIBRARY GUILD	912.80	04/30/2017
616813	04/20/2017	W/R	JW PEPPER & SON, INC.	272.99	04/26/2017
616814	04/20/2017	W/R	COACH CLIFF'S GAGA BALL PITS	2,564.60	04/27/2017
616815	04/20/2017	W/R	KARON LIPPINCOTT	55.00	04/20/2017
616816	04/20/2017	W/R	KAYLA RODRIGUEZ	132.50	04/20/2017
616817	04/20/2017	W/W	KEITH SOOY	75.00	
616818	04/20/2017	W/R	KELE, INC.	168.08	04/26/2017
616819	04/20/2017	W/W	KEVIN SPARKS	25.15	
616820	04/20/2017	W/R	KIM HALLOCK	132.99	04/20/2017
616821	04/20/2017	W/R	KRISTINE QUALLICH	360.00	04/20/2017
616822	04/20/2017	W/W	LACROSSEBALLSTORE.COM	176.77	
616823	04/20/2017	W/R	LAURA CALAIACOVO	49.95	04/20/2017
616824	04/20/2017	W/R	LAURA HOUGH	14.34	04/20/2017
616825	04/20/2017	W/R	LEARNING A-Z	8,545.50	04/26/2017
616826	04/20/2017	W/R	LODI LUMBER CO	15.17	04/25/2017
616827	04/20/2017	W/R	LORI S KELLY	2,684.00	04/20/2017
616828	04/20/2017	W/R	LOVE AND LOGIC INSTITUTE	99.00	04/26/2017
616829	04/20/2017	W/R	MACK'S, INC.	386.50	04/25/2017
616830	04/20/2017	W/R	MARCO'S PIZZA, INC	42.45	04/27/2017
616831	04/20/2017	W/W	MARIST SCHOOL INC	725.00	
616832	04/20/2017	W/R	MCMASTER-CARR	530.25	04/25/2017
616833	04/20/2017	W/R	MCS FOOD SERVICE DEPT.	231.10	04/24/2017
616834	04/20/2017	W/R	MEDINA CITY SCHOOLS	1,561.15	04/24/2017
616835	04/20/2017	W/W	MEDINA COUNTY PORT AUTHORITY	853.00	
616836	04/20/2017	W/R	META SOLUTIONS	7,918.25	04/26/2017
616837	04/20/2017	W/R	MICHELLE FORNEY	960.00	04/27/2017
616838	04/20/2017	W/W	MONTVILLE POLICE DEPARTMENT	46.00	

Date: 5/09/2017

C H E C K R E G I S T E R
Processing Month: April 2017
MEDINA CITY SCHOOL DISTRICT

Page: 6
(CHKREG)

Check#	Check Date	Org Sta	Vendor Paid	Check Amount	Status Date
616839	04/20/2017	W/R	MT BUSINESS TECHNOLOGIES, INC.	324.34	04/25/2017
616840	04/20/2017	W/R	NANCY WOJCIAK	101.98	04/20/2017
616841	04/20/2017	W/R	NICKLES BAKERY	782.41	04/26/2017
616842	04/20/2017	W/R	NORTH GATEWAY TIRE CO INC	18.95	04/25/2017
616843	04/20/2017	W/R	NWEA	483.00	04/26/2017
616844	04/20/2017	W/R	OHIO DEPT OF JOB &	1,153.55	04/27/2017
616845	04/20/2017	W/R	OHIO EDISON COMPANY	62,829.07	04/25/2017
616846	04/20/2017	W/R	OHIO SCHOOL BOARDS ASSOC	135.00	04/26/2017
616847	04/20/2017	W/R	OHIO SCHOOLS COUNCIL-GAS	14,845.00	04/25/2017
616848	04/20/2017	W/R	ORIENTAL TRADING COMPANY	19.98	04/26/2017
616849	04/20/2017	W/R	PAINESVILLE CITY SCHOOLS	200.00	04/27/2017
616850	04/20/2017	W/W	PATRICIA SALVATORE	80.00	
616851	04/20/2017	W/R	PCMG INC	488.00	04/30/2017
616852	04/20/2017	W/R	PEARSON ASSESSMENTS	252.44	04/25/2017
616853	04/20/2017	W/R	CAFETERIA-PEPSI COLA ORDERS	465.01	04/30/2017
616854	04/20/2017	W/R	POINT SPRING & DRIVESHAFT CO	223.80	04/25/2017
616855	04/20/2017	W/W	PORTAGE-GEAUGA COUNTY	65.00	
616856	04/20/2017	W/R	PRAXAIR	23.11	04/26/2017
616857	04/20/2017	W/R	QUILL CORPORATION	296.81	04/26/2017
616858	04/20/2017	W/R	RAFCOMM, INC.	48.33	04/30/2017
616859	04/20/2017	W/R	RAPID RIBBONS	177.68	04/26/2017
616860	04/20/2017	W/R	REALLY GOOD STUFF	283.29	04/26/2017
616861	04/20/2017	W/R	RJ VERNAK REFRIGERATION	897.50	04/30/2017
616862	04/20/2017	W/R	ROBERT NEIDERT	70.00	04/26/2017
616863	04/20/2017	W/R	RONALD L FULLER	81.93	04/20/2017
616864	04/20/2017	W/R	SANSON COMPANY	2,614.93	04/26/2017
616865	04/20/2017	W/R	SC STRATEGIC SOLUTIONS LLC	7,113.83	04/26/2017
616866	04/20/2017	W/R	SCHOLASTIC BOOK SERVICES	43.00	04/27/2017
616867	04/20/2017	W/R	SCHOLASTIC INC	12.66	04/26/2017
616868	04/20/2017	W/R	SCHOLASTIC READING CLUB	647.55	04/26/2017
616869	04/20/2017	W/R	SCHOOL SPECIALTY, INC	277.89	04/25/2017
616870	04/20/2017	W/R	SHANNON DUNCAN	83.42	04/20/2017
616871	04/20/2017	W/R	SHANNON FEDERINKO	34.35	04/20/2017
616872	04/20/2017	W/R	SMITH PETERS KALAIL CO., LPA	1,347.92	04/25/2017
616873	04/20/2017	W/R	SPORTS EQUIPMENT SPECIALISTS	2,495.00	04/25/2017
616874	04/20/2017	W/R	STAPLES BUSINESS ADVANTAGE	736.29	04/25/2017
616875	04/20/2017	W/W	SUBURBAN SCHOOL	48,735.00	
616876	04/20/2017	W/R	SUMMIT ENVIRONMENTAL TECH, INC	465.00	04/25/2017
616877	04/20/2017	W/R	SUPERIOR PRINTING, INC.	472.70	04/26/2017
616878	04/20/2017	W/R	SUPERIOR-SPEEDIE PORTABLE	148.00	04/30/2017
616879	04/20/2017	W/R	TALBERT'S COMMERCIAL PRODUCTS	355.04	04/26/2017
616880	04/20/2017	W/R	TERMINAL SUPPLY, INC	177.56	04/30/2017
616881	04/20/2017	W/R	THE CLEVELAND PLUMBING	323.33	04/25/2017
616882	04/20/2017	W/R	THOMAS G MCKENNA	200.00	04/25/2017
616883	04/20/2017	W/R	TINA CASSIDY	151.41	04/20/2017
616884	04/20/2017	W/R	UNITY SCHOOL BUS PARTS	117.78	04/26/2017
616885	04/20/2017	W/R	USA CUSTOM APPAREL LLC	3,432.00	04/25/2017
616886	04/20/2017	W/R	VERIZON WIRELESS	381.08	04/25/2017
616887	04/20/2017	W/R	WARD'S SCIENCE	111.70	04/25/2017
616888	04/20/2017	W/R	WINSUPPLY	2,325.00	04/25/2017
616889	04/20/2017	W/R	WOLFF BROS. SUPPLY, INC.	382.24	04/26/2017
616890	04/20/2017	W/R	ZINKAN ENTERPRISES, INC.	2,400.00	04/25/2017

Date: 5/09/2017

C H E C K R E G I S T E R
Processing Month: April 2017
MEDINA CITY SCHOOL DISTRICT

Page: 7
(CHKREG)

Check#	Check Date	Org Sta	Vendor Paid	Check Amount	Status Date
616891	04/20/2017	B/B	JANICE RIHM	25.00	
616892	04/20/2017	B/R	KIMBERLY CHALMERS	330.00	04/26/2017
616893	04/20/2017	B/R	LAURENCE MANNS	66.40	04/25/2017
616894	04/20/2017	B/R	ELIZABETH NERANDZIC	11.00	04/27/2017
616895	04/20/2017	B/R	KIM HEUN	59.45	04/30/2017
616896	04/20/2017	B/R	LANA CARRINO	31.35	04/27/2017
616897	04/20/2017	B/B	MELINDA NEWMAN	3.95	
616898	04/20/2017	B/B	RYAN SCHUSTER	17.50	
616899	04/20/2017	B/R	DEREK AND KATE TENKE	100.00	04/30/2017
616900	04/27/2017	W/W	ADLER TEAM SPORTS	1,178.70	
616901	04/27/2017	W/W	ADVANCE AUTO PARTS	76.32	
616902	04/27/2017	W/W	AKRON RUBBERDUCKS	440.00	
616903	04/27/2017	W/R	AMANDA DODEZ	22.66	04/27/2017
616904	04/27/2017	W/R	AMY BUSBY	47.00	04/27/2017
616905	04/27/2017	W/R	ANGELA NUCKOLS	780.00	04/27/2017
616906	04/27/2017	W/W	ANTHONY BELSITO	450.00	
616907	04/27/2017	W/W	ARCH ANGLE WINDOW AND DOOR LLC	37.00	
616908	04/27/2017	W/W	ARROW UNIFORM	712.19	
616909	04/27/2017	W/W	ASHLAND MEN'S BASKETBALL	560.00	
616910	04/27/2017	W/R	ASHLEY RISCH	11.60	04/27/2017
616911	04/27/2017	W/W	AVON LAKE HIGH SCHOOL	175.00	
616912	04/27/2017	W/W	BLICK ART MATERIALS LLC	690.51	
616913	04/27/2017	W/W	BOOKSOURCE	332.86	
616914	04/27/2017	W/W	DAIRYMENS	1,862.42	
616915	04/27/2017	W/W	BOWLING GREEN STATE UNIVERSITY	116.00	
616916	04/27/2017	W/R	BRIAN MATHEWS	46.29	04/27/2017
616917	04/27/2017	W/W	BRUNSWICK CITY SCHOOLS	315.00	
616918	04/27/2017	W/W	BSN SPORTS LLC	5,339.71	
616919	04/27/2017	W/W	BUEHLER'S MARKETS	556.91	
616920	04/27/2017	W/W	BW MEN'S BASKETBALL	550.00	
616921	04/27/2017	W/R	CARA R COUGHLIN	600.00	04/27/2017
616922	04/27/2017	W/R	CAROL PARSONS	74.71	04/27/2017
616923	04/27/2017	W/W	CAROLINA BIOLOGICAL SUPPLY CO.	3,470.26	
616924	04/27/2017	W/W	CINTAS CORPORATION	76.84	
616925	04/27/2017	W/W	CITY OF MEDINA	9,701.40	
616926	04/27/2017	W/W	CLEVELAND MUSEUM OF	420.00	
616927	04/27/2017	W/W	COLLINCARESCURECANCER CORP	1,150.00	
616928	04/27/2017	W/W	COLUMBIA GAS OF OHIO, INC	8,713.02	
616929	04/27/2017	W/W	COLUMBUS STATE COMMUNITY	455.65	
616930	04/27/2017	W/W	CROTON CRAFT LLC	91.00	
616931	04/27/2017	W/W	CROWN TROPHY OF MEDINA	98.20	
616932	04/27/2017	W/R	DAWN CIPRO	48.15	04/27/2017
616933	04/27/2017	W/R	DEBBIE QUAIDER	7.99	04/27/2017
616934	04/27/2017	W/W	DEMCO, INC.	61.23	
616935	04/27/2017	W/W	DEREK CROOKS	300.00	
616936	04/27/2017	W/W	DIAMOND UMPIRE ASSOC.	250.00	
616937	04/27/2017	W/W	DOMINO'S PIZZA	342.00	
616938	04/27/2017	W/R	DREW LEONARD	210.79	04/27/2017
616939	04/27/2017	W/W	ELENA B PLACE	20.00	
616940	04/27/2017	W/R	ELIZABETH RISSMILLER	1,750.00	04/27/2017
616941	04/27/2017	W/W	ESC OF MEDINA COUNTY	78,297.72	
616942	04/27/2017	W/W	FAIR-PLAY SCOREBOARDS	4,476.00	

Date: 5/09/2017

C H E C K R E G I S T E R
Processing Month: April 2017
MEDINA CITY SCHOOL DISTRICT

Page: 8
(CHKREG)

Check#	Check Date	Org Sta	Vendor Paid	Check Amount	Status Date
616943	04/27/2017	W/W	FASTENAL COMPANY	49.26	
616944	04/27/2017	W/W	FBN SYSTEMS, INC.	150.00	
616945	04/27/2017	W/W	BC TECHNOLOGIES CO	1,755.00	
616946	04/27/2017	W/W	FOLLETT SCHOOL SOLUTIONS, INC.	1,025.61	
616947	04/27/2017	W/W	FREY SCIENTIFIC	380.50	
616948	04/27/2017	W/W	FRONTIER	4,982.99	
616949	04/27/2017	W/W	NAPA AUTOMOTIVE PARTS & SERVIC	200.16	
616950	04/27/2017	W/W	GIONINO'S PIZZERIA	86.70	
616951	04/27/2017	W/W	GORDON FOOD SERVICE	428.52	
616952	04/27/2017	W/W	GORDON FOOD SERVICE	68.86	
616953	04/27/2017	W/W	GRAINGER SUPPLY CO	326.26	
616954	04/27/2017	W/W	GRIZZLY AUTO & TIRE	523.95	
616955	04/27/2017	W/W	HEALTHCARE BILLING SERVICES	1,804.60	
616956	04/27/2017	W/W	HEARTBEAT HOOPS	270.00	
616957	04/27/2017	W/W	HEIDI FYFFE	1,200.00	
616958	04/27/2017	W/W	RIVERSIDE PUBLISHING COMPANY	3,428.04	
616959	04/27/2017	W/W	ICANDI GRAPHICS	96.00	
616960	04/27/2017	W/W	ICE CREAM SPECIALTIES INC	689.39	
616961	04/27/2017	W/W	INSECT LORE PRODUCTS	172.65	
616962	04/27/2017	W/W	ALL AMERICAN SOAP BOX	1,886.25	
616963	04/27/2017	W/R	JENNIFER HOERGER	90.90	04/27/2017
616964	04/27/2017	W/R	JENNIFER ULMER	65.40	04/27/2017
616965	04/27/2017	W/R	JESSICA WHITE	98.03	04/27/2017
616966	04/27/2017	W/R	JODY PETERS	14.00	04/27/2017
616967	04/27/2017	W/R	JOHN LEATHERMAN	185.39	04/27/2017
616968	04/27/2017	W/W	JOSHEN PAPER & PACKAGING	417.10	
616969	04/27/2017	W/W	JW PEPPER & SON, INC.	9.75	
616970	04/27/2017	W/R	KAREN MCGINTY	35.96	04/27/2017
616971	04/27/2017	W/W	KROSSOVER INTELLIGENCE INC.	600.00	
616972	04/27/2017	W/R	LAINA MAKEPEACE	39.31	04/27/2017
616973	04/27/2017	W/R	LANGUAGE LEARNING ASSOCIATES	16,237.50	04/27/2017
616974	04/27/2017	W/R	LEONARD LOFTIS	5.94	04/27/2017
616975	04/27/2017	W/W	LIBRARY STORE, INC.	35.05	
616976	04/27/2017	W/W	LIFETOUCH NATIONAL SCHOOLS	119.00	
616977	04/27/2017	W/W	LORAIN COUNTY COMM. COLLEGE	148.50	
616978	04/27/2017	W/W	LORAIN HIGH SPORTS BOOSTERS	550.00	
616979	04/27/2017	W/R	LYNSEY EICK	124.72	04/27/2017
616980	04/27/2017	W/W	MAGIC GARAGE DOOR, INC.	775.00	
616981	04/27/2017	W/W	MARCO'S PIZZA, INC	44.44	
616982	04/27/2017	W/R	MARK MALIKOWSKI	130.29	04/27/2017
616983	04/27/2017	W/R	MATTHEW NICOLosi	45.49	04/27/2017
616984	04/27/2017	W/W	MAUREEN WICKEY	173.48	
616985	04/27/2017	W/W	MCM ELECTRONICS	39.98	
616986	04/27/2017	W/R	MCS FOOD SERVICE DEPT.	1,192.85	04/30/2017
616987	04/27/2017	W/W	MEDINA CITY SCHOOLS	240.00	
616988	04/27/2017	W/W	MEDINA TRACTOR SALES	141.30	
616989	04/27/2017	W/W	MNJ TECHNOLOGIES DIRECT INC.	252.00	
616990	04/27/2017	W/W	MOVIE LICENSING USA	447.00	
616991	04/27/2017	W/W	MULTI-COUNTY JUVENILE	973.55	
616992	04/27/2017	W/W	n2y	248.00	
616993	04/27/2017	W/W	NASCO	429.66	
616994	04/27/2017	W/W	NATIONAL BUSINESS FURNITURE	703.00	

Date: 5/09/2017

C H E C K R E G I S T E R
Processing Month: April 2017
MEDINA CITY SCHOOL DISTRICT

Page: 9
(CHKREG)

Check#	Check Date	Org Sta	Vendor Paid	Check Amount	Status Date
616995	04/27/2017	W/W	NE DISTRICT ATHLETIC BOARD	3,164.98	
616996	04/27/2017	W/W	NICKLES BAKERY	1,091.84	
616997	04/27/2017	W/W	NORTHEAST OHIO LACROSSE	100.00	
616998	04/27/2017	W/W	OHIO EDISON COMPANY	470.06	
616999	04/27/2017	W/W	OHIO HIGH SCHOOL ATHLETIC ASSN	259.90	
617000	04/27/2017	W/W	ORIENTAL TRADING COMPANY	110.34	
617001	04/27/2017	W/W	OWEN M COUGHLIN, JR.	397.50	
617002	04/27/2017	W/W	PARAMOUNT TENNIS CLUB, LLC	168.00	
617003	04/27/2017	W/W	DARICE INC/PAT CATAN'S	1,837.76	
617004	04/27/2017	W/W	PHONAK, INC	2,417.39	
617005	04/27/2017	W/W	POSITIVE PROMOTIONS, INC	27.13	
617006	04/27/2017	W/W	POWER OF THE PEN	200.00	
617007	04/27/2017	W/W	PSI AFFILIATES, INC.	13,908.00	
617008	04/27/2017	W/W	QUILL.COM	178.49	
617009	04/27/2017	W/W	REINHARDT SUPPLY COMPANY	1,265.00	
617010	04/27/2017	W/W	ROJEN COMPANY	79.16	
617011	04/27/2017	W/W	ROWLEYS WHOLESALE	1,472.91	
617012	04/27/2017	W/R	SANDRA DEBNAR	41.98	04/27/2017
617013	04/27/2017	W/W	SANSON COMPANY	1,448.55	
617014	04/27/2017	W/W	SCHOLASTIC READING CLUB	498.00	
617015	04/27/2017	W/W	CLASSROOM DIRECT	150.59	
617016	04/27/2017	W/W	SCHOOL SPECIALTY, INC	345.12	
617017	04/27/2017	W/W	SCOTT SCRIVEN LLP	2,918.00	
617018	04/27/2017	W/W	SOLUTIONS BEHAVIORAL	12,412.73	
617019	04/27/2017	W/W	SPORTSWORLD	1,263.00	
617020	04/27/2017	W/W	STANDARD WELDING & STEEL	39.31	
617021	04/27/2017	W/W	STAPLES BUSINESS ADVANTAGE	142.33	
617022	04/27/2017	W/W	STERLING MEDLEY	120.00	
617023	04/27/2017	W/R	TODD HODKEY	119.84	04/27/2017
617024	04/27/2017	W/W	TOTAL EDUCATION SOLUTIONS INC	14,891.52	
617025	04/27/2017	W/W	TREASURER, STATE OF OHIO	4,796.85	
617026	04/27/2017	W/W	UNITED WAY OF MEDINA COUNTY	50.00	
617027	04/27/2017	W/W	US SCHOOL SUPPLY, INC.	128.60	
617028	04/27/2017	W/W	USA CUSTOM APPAREL LLC	315.25	
617029	04/27/2017	W/W	VERIZON BUSINESS	832.98	
617030	04/27/2017	W/W	WARD'S SCIENCE	1,847.47	
617031	04/27/2017	W/W	WOLFF BROS. SUPPLY, INC.	355.76	
617032	04/27/2017	W/W	WOODSY'S MUSIC	51.95	
617033	04/27/2017	W/W	WOOSTER TEAM CAMP	460.00	
617034	04/27/2017	B/B	PAMELA WELLMAN	50.00	
617035	04/27/2017	W/W	AIMEE LAWLOR	500.00	
617036	04/27/2017	W/W	AMANDA BOCCIARELLI	250.00	
617037	04/27/2017	W/W	AMBER RATCLIFF	250.00	
617038	04/27/2017	W/W	ANDREA POWLEY	250.00	
617039	04/27/2017	W/W	ASHLEY ROHDE	250.00	
617040	04/27/2017	W/W	BRANDY COUGHENOUR	500.00	
617041	04/27/2017	W/W	BRETT GEBHART	750.00	
617042	04/27/2017	W/W	BRIAN OR COURTNEY DILANNI	500.00	
617043	04/27/2017	W/W	BRIANNE BITTNER	250.00	
617044	04/27/2017	W/W	CANDICE RISHEILL	250.00	
617045	04/27/2017	W/W	CAROLYN HELLER	250.00	
617046	04/27/2017	W/W	CELECIA MERK	250.00	

Date: 5/09/2017

C H E C K R E G I S T E R
Processing Month: April 2017
MEDINA CITY SCHOOL DISTRICT

Page: 10
(CHKREG)

Check#	Check Date	Org Sta	Vendor Paid	Check Amount	Status Date
617047	04/27/2017	W/W	CHRISTI NELSON	250.00	
617048	04/27/2017	W/W	CHRISTINA GORDON	250.00	
617049	04/27/2017	W/W	DAMON OR AMANDA KRUSZEWSKI	250.00	
617050	04/27/2017	W/V	DAN OR SOPHIE ZUPSANSKY	750.00	04/28/2017
617051	04/27/2017	W/W	DAVID YANIGA	250.00	
617052	04/27/2017	W/W	DIANNA HUNSICKER	250.00	
617053	04/27/2017	W/W	EMILY HA	500.00	
617054	04/27/2017	W/W	HEATHER OR GREG STAFFORD	250.00	
617055	04/27/2017	W/W	JAMIE MOORE	125.00	
617056	04/27/2017	W/W	JAMIE POE	250.00	
617057	04/27/2017	W/W	JAVIER CORA-HERNANDEZ	250.00	
617058	04/27/2017	W/W	JENNEL BORYS	250.00	
617059	04/27/2017	W/W	JENNIFER SCHWEITZER	250.00	
617060	04/27/2017	W/W	JESSICA WORKMAN	250.00	
617061	04/27/2017	W/W	KELLY KOVACIK	250.00	
617062	04/27/2017	W/W	KEVIN MARCELLI	250.00	
617063	04/27/2017	W/W	KIM SANTO	250.00	
617064	04/27/2017	W/W	KIMBERLY MOLL	250.00	
617065	04/27/2017	W/W	KRISTIN SPINDEL	500.00	
617066	04/27/2017	W/W	KRISTOPHER AUPPERLE	250.00	
617067	04/27/2017	W/W	LAE CHIMANAN BALAMURUGAN	250.00	
617068	04/27/2017	W/W	LAUREL FENN	750.00	
617069	04/27/2017	W/W	LISA PFLAUM	250.00	
617070	04/27/2017	W/W	MARYANN JACKO SIEFKER	750.00	
617071	04/27/2017	W/W	MEAGAN MCCORD	250.00	
617072	04/27/2017	W/W	MEGAN HARBATH	250.00	
617073	04/27/2017	W/W	MELODY MATASICH	125.00	
617074	04/27/2017	W/W	MICHAEL CONLEY	250.00	
617075	04/27/2017	W/W	MICHAEL STOPA	250.00	
617076	04/27/2017	W/W	MICHELLE CAMOU	500.00	
617077	04/27/2017	W/W	MOLLY OR ANDREW PALMER	250.00	
617078	04/27/2017	W/W	NICOLE & RUDOLPH PILNY	250.00	
617079	04/27/2017	W/W	NICOLE MORFORD	500.00	
617080	04/27/2017	W/W	RACHEL BUTLER	750.00	
617081	04/27/2017	W/W	ROB OR JEN MUSSON	750.00	
617082	04/27/2017	W/W	ROBIN HUFF	250.00	
617083	04/27/2017	W/W	ROBIN SMITH	250.00	
617084	04/27/2017	W/W	SAMANTHA CUNNINGHAM	250.00	
617085	04/27/2017	W/W	SANDRA ROSS	500.00	
617086	04/27/2017	W/W	SARAH SUNDERMEIER	750.00	
617087	04/27/2017	W/W	STACEY ROSEN	250.00	
617088	04/27/2017	W/W	STEPHANIE FORSTNER	500.00	
617089	04/27/2017	W/W	STEPHANIE KOHL	125.00	
617090	04/27/2017	W/W	STEPHANIE PLOSKONKA	500.00	
617091	04/27/2017	W/W	SUSAN GILSON	500.00	
617092	04/27/2017	W/W	TAMMY KORYLKO-CARNY	250.00	
617093	04/27/2017	W/W	TAWNIA WRIGHT	250.00	
617094	04/27/2017	W/W	TIM ADVENT	250.00	
617095	04/27/2017	W/W	TONI RENZ	250.00	
617096	04/27/2017	W/W	TONYA BEACH-FULLER	250.00	
617097	04/27/2017	W/W	VALERIE DURKALSKI	500.00	
617098	04/27/2017	W/W	WENDY HIGLEY	250.00	

Date: 5/09/2017

C H E C K R E G I S T E R
Processing Month: April 2017
MEDINA CITY SCHOOL DISTRICT

Page: 11
(CHKREG)

Check#	Check Date	Org Sta	Vendor Paid	Check Amount	Status Date
617099	04/27/2017	W/W	WHITNEY MURRELL	250.00	
617100	04/27/2017	W/W	YATISH GOYAL	250.00	
617101	04/27/2017	W/W	MEDINA CITY SCHOOLS	2,120.81	
617102	04/28/2017	W/W	AMAZON.COM	9,728.91	
617103	04/28/2017	W/W	PITNEY BOWES INC	1,831.92	
942349	04/07/2017	C/C	MEMO -MEDINA CITY SCHOOLS	1,851,395.05	
942350	04/21/2017	C/C	MEMO -MEDINA CITY SCHOOLS	1,778,133.44	
Total Checks Issued				\$ 6,921,017.42	

Date: 05/09/17
Time: 1:20 pm

MEDINA CITY SCHOOL DISTRICT
Appropriation Account Summary
SORTED BY FUND-SCC

Page: 1
(APPSUM)

FYTD Appropriated	Prior FY Carryover Encumbrances	FYTD Expendable	FYTD Actual Expenditures	MTD Actual Expenditures	Current Encumbrances	FYTD Unencumbered Balance	FYTD Percent Exp/Enc
*****TOTAL FOR FUND-SCC 001 0000 (GENERAL FUND):							
70,257,584.72	1,245,163.02	71,502,747.74	58,570,603.86	5,276,623.56	1,664,505.19	11,267,638.69	84.24
=====							
*****TOTAL FOR FUND-SCC 002 0000 (BOND RETIREMENT):							
1,420,075.00	0.00	1,420,075.00	1,347,401.66	0.00	0.00	72,673.34	94.88
=====							
*****TOTAL FOR FUND-SCC 002 9000 (BOND RETIREMENT - NEW ELEM/SR HIGH):							
4,303,111.50	0.00	4,303,111.50	3,487,038.12	0.00	789,518.25	26,555.13	99.38
=====							
*****TOTAL FOR FUND-SCC 002 9012 (LOCAL SALES TAX RETIREMENT OF COPS):							
1,741,837.50	0.00	1,741,837.50	1,245,918.75	0.00	491,668.75	4,250.00	99.76
=====							
*****TOTAL FOR FUND-SCC 002 9014 (CONSOLIDATION - ENERGY & TRANSP NOTES):							
340,893.75	0.00	340,893.75	340,893.70	25,987.49	0.00	0.05	100.00
=====							
*****TOTAL FOR FUND-SCC 003 9001 (MEDINA CITY REC CENTER-PERMANENT IMPROV.):							
138,000.00	12,300.00	150,300.00	25,952.83	0.00	22,948.50	101,398.67	32.54
=====							
*****TOTAL FOR FUND-SCC 006 0000 (LUNCHROOM FUND):							
2,343,123.89	40,115.07	2,383,238.96	1,948,127.90	172,013.68	148,001.65	287,109.41	87.95
=====							
*****TOTAL FOR FUND-SCC 007 9004 (COLLINS SCHOLARSHIP/POST-GRADUATE):							
16,000.00	0.00	16,000.00	0.00	0.00	16,000.00	0.00	100.00
=====							
*****TOTAL FOR FUND-SCC 007 9333 (RIOS STUDENT LEADER SCHOLAR.):							
5,000.00	0.00	5,000.00	0.00	0.00	5,000.00	0.00	100.00
=====							
*****TOTAL FOR FUND-SCC 008 9002 (KANEHL MUSIC TRUST):							
250.00	0.00	250.00	0.00	0.00	0.00	250.00	0.00
=====							

Date: 05/09/17
Time: 1:20 pm

MEDINA CITY SCHOOL DISTRICT
Appropriation Account Summary
SORTED BY FUND-SCC

Page: 2
(APPSUM)

FYTD Appropriated	Prior FY Carryover Encumbrances	FYTD Expendable	FYTD Actual Expenditures	MTD Actual Expenditures	Current Encumbrances	FYTD Unencumbered Balance	FYTD Percent Exp/Enc
*****TOTAL FOR FUND-SCC 008 9003 (RICHARD HOFFMAN COLLINS MEMORIAL SCHOLARSHIP):							
40,000.00	0.00	40,000.00	0.00	0.00	0.00	40,000.00	0.00
=====							
*****TOTAL FOR FUND-SCC 008 9112 (ELAINE BUSHMAN FUND):							
125.00	0.00	125.00	0.00	0.00	0.00	125.00	0.00
=====							
*****TOTAL FOR FUND-SCC 009 9000 (STAR):							
25,514.50	0.00	25,514.50	0.00	0.00	0.00	25,514.50	0.00
=====							
*****TOTAL FOR FUND-SCC 009 9110 (UNIFORM SUPPLIES GARFIELD):							
9,688.50	369.74	10,058.24	2,746.87	95.63	1,515.55	5,795.82	42.38
=====							
*****TOTAL FOR FUND-SCC 009 9120 (UNIFORM SUPPLIES - CANAVAN):							
12,365.00	2,786.30	15,151.30	11,386.02	171.45	1,637.29	2,127.99	85.96
=====							
*****TOTAL FOR FUND-SCC 009 9130 (UNIFORM SUPPLIES - FENN):							
16,167.56	0.00	16,167.56	15,067.35	1,009.14	1,033.45	66.76	99.59
=====							
*****TOTAL FOR FUND-SCC 009 9140 (UNIFORM SUPPLIES - HERITAGE):							
11,305.00	0.00	11,305.00	12,623.06	0.00	0.00	1,318.06-	111.66
=====							
*****TOTAL FOR FUND-SCC 009 9160 (UNIFORM SUPPLIES - BLAKE):							
14,818.50	0.00	14,818.50	13,976.19	544.33	829.92	12.39	99.92
=====							
*****TOTAL FOR FUND-SCC 009 9170 (UNIFORM SUPPLIES - RALPH WAITE ELEMENTARY):							
16,004.00	0.00	16,004.00	14,319.35	29.31	468.23	1,216.42	92.40
=====							
*****TOTAL FOR FUND-SCC 009 9180 (UNIFORM SUPPLIES - ELIZA NORTHROP ELEMENTARY):							
14,149.50	0.00	14,149.50	13,335.97	85.76	0.00	813.53	94.25
=====							

Date: 05/09/17
Time: 1:20 pm

MEDINA CITY SCHOOL DISTRICT
Appropriation Account Summary
SORTED BY FUND-SCC

Page: 3
(APPSUM)

FYTD Appropriated	Prior FY Carryover Encumbrances	FYTD Expendable	FYTD Actual Expenditures	MTD Actual Expenditures	Current Encumbrances	FYTD Unencumbered Balance	FYTD Percent Exp/Enc
*****TOTAL FOR FUND-SCC 009 9200 (UNIFORM SUPPLIES - CLAGGETT MIDDLE SCHOOL):							
56,885.00	400.00	57,285.00	33,486.21	0.00	1,305.00	22,493.79	60.73
=====							
*****TOTAL FOR FUND-SCC 009 9210 (UNIFORM SUPPLIES - A.I. ROOT MIDDLE SCHOOL):							
41,542.00	173.06	41,715.06	32,372.52	384.29	1,570.82	7,771.72	81.37
=====							
*****TOTAL FOR FUND-SCC 009 9300 (UNIFORM SUPPLIES - SENIOR HIGH SCHOOL):							
171,054.00	9,668.95	180,722.95	107,771.24	15,249.25	30,983.81	41,967.90	76.78
=====							
*****TOTAL FOR FUND-SCC 014 9016 (MEDINA CNTY JUV DET CNTR):							
281,341.00	0.00	281,341.00	236,326.09	21,803.04	0.00	45,014.91	84.00
=====							
*****TOTAL FOR FUND-SCC 014 9115 (EVOLVE FY 15):							
20,506.85	17.55	20,524.40	20,524.40	0.00	0.00	0.00	100.00
=====							
*****TOTAL FOR FUND-SCC 014 9116 (EVOLVE FY 16):							
637,754.74	27,869.88	665,624.62	518,450.72	53,077.14	30,459.09	116,714.81	82.47
=====							
*****TOTAL FOR FUND-SCC 016 0000 (EMERGENCY LEVY):							
3,648,076.12	0.00	3,648,076.12	2,925,857.87	243,058.89	21,562.60	700,655.65	80.79
=====							
*****TOTAL FOR FUND-SCC 018 9110 (PRINCIPAL'S FUND - GARFIELD):							
15,000.00	52.45	15,052.45	2,888.66	64.83	1,576.00	10,587.79	29.66
=====							
*****TOTAL FOR FUND-SCC 018 9111 (GARFIELD SCHOOL STORE):							
250.00	0.00	250.00	50.00	0.00	0.00	200.00	20.00
=====							
*****TOTAL FOR FUND-SCC 018 9113 (GARFIELD MEDIA CENTER):							
3,500.00	11.23	3,511.23	11.23	0.00	0.00	3,500.00	0.32
=====							

Date: 05/09/17
Time: 1:20 pm

MEDINA CITY SCHOOL DISTRICT
Appropriation Account Summary
SORTED BY FUND-SCC

Page: 4
(APPSUM)

FYTD Appropriated	Prior FY Carryover Encumbrances	FYTD Expendable	FYTD Actual Expenditures	MTD Actual Expenditures	Current Encumbrances	FYTD Unencumbered Balance	FYTD Percent Exp/Enc
*****TOTAL FOR FUND-SCC 018 9120 (PRINCIPAL - CANAVAN):							
30,999.00	0.00	30,999.00	5,758.83	2,388.68	5,909.23	19,330.94	37.64
=====							
*****TOTAL FOR FUND-SCC 018 9122 (CANAVAN SCHOOL STORE):							
586.69	0.00	586.69	0.00	0.00	0.00	586.69	0.00
=====							
*****TOTAL FOR FUND-SCC 018 9123 (BOOK FAIR - CANAVAN):							
10,000.00	219.08	10,219.08	9,122.87	3,455.46	394.54	701.67	93.13
=====							
*****TOTAL FOR FUND-SCC 018 9130 (PRINCIPAL - FENN):							
28,050.00	20,729.79	48,779.79	18,443.67	1,695.15	17,519.07	12,817.05	73.72
=====							
*****TOTAL FOR FUND-SCC 018 9132 (FENN SCHOOL STORE):							
1,000.00	0.00	1,000.00	800.10	0.00	0.00	199.90	80.01
=====							
*****TOTAL FOR FUND-SCC 018 9133 (BOOK FAIR - FENN):							
150.00	7,964.74	8,114.74	7,964.74	0.00	150.00	0.00	100.00
=====							
*****TOTAL FOR FUND-SCC 018 9135 (MEDINA SKI TEAM - DISTRICTWIDE):							
6,000.00	0.00	6,000.00	5,142.49	0.00	0.00	857.51	85.71
=====							
*****TOTAL FOR FUND-SCC 018 9140 (PRINCIPAL'S FUND - HERITAGE):							
23,700.00	2,303.47	26,003.47	6,589.72	3,415.44	4,975.84	14,437.91	44.48
=====							
*****TOTAL FOR FUND-SCC 018 9143 (HERITAGE MEDIA CENTER):							
6,200.00	132.94	6,332.94	5,326.16	0.00	0.00	1,006.78	84.10
=====							
*****TOTAL FOR FUND-SCC 018 9160 (PRINCIPAL'S FUND - H G BLAKE):							
22,637.63	182.15	22,819.78	12,247.50	1,536.78	3,559.09	7,013.19	69.27
=====							

Date: 05/09/17
Time: 1:20 pm

MEDINA CITY SCHOOL DISTRICT
Appropriation Account Summary
SORTED BY FUND-SCC

Page: 5
(APPSUM)

FYTD Appropriated	Prior FY Carryover Encumbrances	FYTD Expendable	FYTD Actual Expenditures	MTD Actual Expenditures	Current Encumbrances	FYTD Unencumbered Balance	FYTD Percent Exp/Enc
*****TOTAL FOR FUND-SCC 018 9163 (BLAKE MEDIA CENTER):							
5,000.00	194.65	5,194.65	1,607.09	0.00	2,500.00	1,087.56	79.06
=====							
*****TOTAL FOR FUND-SCC 018 9170 (PRINCIPALS FUND - RALPH WAITE ELEMENTARY):							
27,800.00	0.00	27,800.00	10,066.50	1,999.49	7,834.41	9,899.09	64.39
=====							
*****TOTAL FOR FUND-SCC 018 9173 (MEDIA CENTER RALPH WAITE ELEMENTARY):							
13,000.00	0.00	13,000.00	8,481.06	178.96	0.00	4,518.94	65.24
=====							
*****TOTAL FOR FUND-SCC 018 9180 (PRINCIPALS FUND ELIZA NORTHROP ELEMENTARY):							
20,150.00	0.00	20,150.00	4,348.09	197.57	6,183.84	9,618.07	52.27
=====							
*****TOTAL FOR FUND-SCC 018 9181 (NORTHROP ELEMENTARY SCHOOL STORE):							
200.00	0.00	200.00	0.00	0.00	0.00	200.00	0.00
=====							
*****TOTAL FOR FUND-SCC 018 9183 (MEDIA CENTER ELIZA NORTHROP ELEMENTARY):							
5,500.00	0.00	5,500.00	4,529.39	0.00	0.00	970.61	82.35
=====							
*****TOTAL FOR FUND-SCC 018 9200 (PRINCIPAL'S FUND - CLAGGETT M.S.):							
31,550.00	3,317.55	34,867.55	21,052.52	5,110.19	2,116.02	11,699.01	66.45
=====							
*****TOTAL FOR FUND-SCC 018 9203 (CLAGGETT M.S. MEDIA CENTER):							
7,300.00	76.62	7,376.62	3,349.33	297.45	36.63	3,990.66	45.90
=====							
*****TOTAL FOR FUND-SCC 018 9210 (PRINCIPAL'S FUND - ROOT M.S.):							
28,000.00	731.59	28,731.59	9,010.42	835.31	13,812.69	5,908.48	79.44
=====							
*****TOTAL FOR FUND-SCC 018 9211 (ROOT M.S. MEDIA CENTER):							
4,050.00	320.41	4,370.41	2,817.41	18.20	56.72	1,496.28	65.76
=====							

Date: 05/09/17
Time: 1:20 pm

MEDINA CITY SCHOOL DISTRICT
Appropriation Account Summary
SORTED BY FUND-SCC

Page: 6
(APPSUM)

FYTD Appropriated	Prior FY Carryover Encumbrances	FYTD Expendable	FYTD Actual Expenditures	MTD Actual Expenditures	Current Encumbrances	FYTD Unencumbered Balance	FYTD Percent Exp/Enc
*****TOTAL FOR FUND-SCC 018 9213 (SPECIAL FUNDRAISER - ROOT M.S.):							
32,000.00	0.00	32,000.00	24,353.04	1,365.85	0.00	7,646.96	76.10
=====							
*****TOTAL FOR FUND-SCC 018 9300 (PRINCIPAL'S FUND - SENIOR HIGH):							
48,200.00	42,365.78	90,565.78	53,438.55	66.24	31,612.68	5,514.55	93.91
=====							
*****TOTAL FOR FUND-SCC 018 9301 (MEDIA CENTER FUND):							
1,370.00	0.00	1,370.00	67.00	55.00	0.00	1,303.00	4.89
=====							
*****TOTAL FOR FUND-SCC 018 9302 (SPECIAL FUNDRAISER - SENIOR HIGH):							
37,000.00	0.00	37,000.00	0.00	0.00	0.00	37,000.00	0.00
=====							
*****TOTAL FOR FUND-SCC 018 9303 (PERFORMING ARTS):							
75,950.00	7,655.00	83,605.00	65,776.32	1,197.46	21,379.34	3,550.66	104.25
=====							
*****TOTAL FOR FUND-SCC 018 9304 (BATTLING BEES BOOKSTORE):							
18,150.00	0.00	18,150.00	10,182.31	1,141.03	6,064.63	1,903.06	89.51
=====							
*****TOTAL FOR FUND-SCC 018 9305 (FLEXIBLE CREDIT FUND):							
250.00	0.00	250.00	240.11	0.00	0.00	9.89	96.04
=====							
*****TOTAL FOR FUND-SCC 018 9901 (PUBLIC SCHOOL SUPPORT - INSTRUCTION DEPT.):							
8,200.00	1,145.29	9,345.29	4,735.63	0.00	4,100.00	509.66	94.55
=====							
*****TOTAL FOR FUND-SCC 018 9905 (PUBLIC SCHOOL SUPPORT/STUDENT SERVICES):							
0.00	4.45	4.45	7,971.75	1,763.96	0.00	7,967.30	0.00
=====							
*****TOTAL FOR FUND-SCC 018 9906 (COMMUNICATIONS - PUBLIC SCHOOL SUPPORT):							
2,830.00	0.00	2,830.00	2,488.50	0.00	0.00	341.50	87.93
=====							

Date: 05/09/17
Time: 1:20 pm

MEDINA CITY SCHOOL DISTRICT
Appropriation Account Summary
SORTED BY FUND-SCC

Page: 7
(APPSUM)

FYTD Appropriated	Prior FY Carryover Encumbrances	FYTD Expendable	FYTD Actual Expenditures	MTD Actual Expenditures	Current Encumbrances	FYTD Unencumbered Balance	FYTD Percent Exp/Enc
*****TOTAL FOR FUND-SCC 018 9907 (SPECIAL EDUCATION DEPARTMENT):							
0.00	0.00	0.00	0.00	0.00	0.00	0.00	0.00
=====							
*****TOTAL FOR FUND-SCC 018 9920 (TRSP FUND):							
1,000.00	0.00	1,000.00	938.00	960.00	40.00	22.00	97.80
=====							
*****TOTAL FOR FUND-SCC 019 9000 (ADAMH GRANT):							
6,000.00	0.00	6,000.00	3,895.00	304.00	2,105.00	0.00	100.00
=====							
*****TOTAL FOR FUND-SCC 019 9017 (MCDAC GRANT FY17):							
82,368.00	0.00	82,368.00	95,384.80	12,905.69	0.00	13,016.80-	115.80
=====							
*****TOTAL FOR FUND-SCC 019 9613 (FUEL UP - CONDOSTA - ROOT - FY13):							
1,068.05	0.00	1,068.05	0.00	0.00	1,000.00	68.05	93.63
=====							
*****TOTAL FOR FUND-SCC 019 9715 (FUEL UP - BLAKE):							
519.07	19.07	538.14	0.00	0.00	500.00	38.14	92.91
=====							
*****TOTAL FOR FUND-SCC 020 9001 (TRANSPORTATION ENTERPRISE):							
35,000.00	209.18	35,209.18	4,430.76	1,113.20	716.71	30,061.71	14.62
=====							
*****TOTAL FOR FUND-SCC 022 9000 (Unclaimed funds):							
10,000.00	0.00	10,000.00	2,259.04	0.00	7,740.96	0.00	100.00
=====							
*****TOTAL FOR FUND-SCC 022 9300 (OH HIGH SCHOOL ATH ASSOC FUND):							
53,414.50	0.00	53,414.50	36,872.82	6,869.59	0.00	16,541.68	69.03
=====							
*****TOTAL FOR FUND-SCC 024 9001 (MEDICAL AND DRUG/SELF INSURANCE FUNDS):							
7,345,213.00	5,959.84	7,351,172.84	6,502,121.32	634,573.63	2,224,446.87	1,375,395.35-	118.71
=====							

Date: 05/09/17
Time: 1:20 pm

MEDINA CITY SCHOOL DISTRICT
Appropriation Account Summary
SORTED BY FUND-SCC

Page: 8
(APPSUM)

FYTD Appropriated	Prior FY Carryover Encumbrances	FYTD Expendable	FYTD Actual Expenditures	MTD Actual Expenditures	Current Encumbrances	FYTD Unencumbered Balance	FYTD Percent Exp/Enc
*****TOTAL FOR FUND-SCC 024 9002 (DENTAL SELF INSURANCE FUNDS):							
650,000.00	0.00	650,000.00	546,090.91	55,070.66	0.00	103,909.09	84.01
=====							
*****TOTAL FOR FUND-SCC 024 9094 (FLEX PRO):							
8,500.00	0.00	8,500.00	116,611.44	11,307.60	59,514.30	167,625.74-	0.00
=====							
*****TOTAL FOR FUND-SCC 027 0000 (WORKMANS COMP.-SELF INS):							
190,000.00	0.00	190,000.00	104,407.59	2,630.95	36,005.05	49,587.36	73.90
=====							
*****TOTAL FOR FUND-SCC 071 9013 (LOCAL SALES TAX PERMANENT IMPROVEMENTS):							
2,837,587.50	28,511.34	2,866,098.84	2,224,333.34	31,401.86	114,605.60	527,159.90	81.61
=====							
*****TOTAL FOR FUND-SCC 200 9110 (GARFIELD STUDENT COUNCIL/K-KIDS CLUB):							
1,200.00	0.00	1,200.00	265.35	98.03	0.00	934.65	22.11
=====							
*****TOTAL FOR FUND-SCC 200 9121 (ELLA CANAVAN STUDENT COUNCIL):							
408.00	385.78	793.78	240.14	44.72	245.28	308.36	61.15
=====							
*****TOTAL FOR FUND-SCC 200 9185 (K-KIDS KIWANIS ACTIVITY CLUB-NORTHROP):							
3,000.00	0.00	3,000.00	1,914.31	0.00	663.85	421.84	85.94
=====							
*****TOTAL FOR FUND-SCC 200 9202 (CLAGGETT MIDDLE SCH. STUDENT COUNCIL):							
5,000.00	236.94	5,236.94	3,434.87	0.00	1,375.00	427.07	91.85
=====							
*****TOTAL FOR FUND-SCC 200 9205 (CLAGGETT MIDDLE SCH. BUILDERS CLUB):							
800.00	0.00	800.00	261.67	34.59	0.00	538.33	32.71
=====							
*****TOTAL FOR FUND-SCC 200 9209 (CLAGGETT MIDDLE SCHOOL DRAMA CLUB):							
5,000.00	0.00	5,000.00	3,406.57	101.98	0.00	1,593.43	68.13
=====							

Date: 05/09/17
Time: 1:20 pm

MEDINA CITY SCHOOL DISTRICT
Appropriation Account Summary
SORTED BY FUND-SCC

Page: 9
(APPSUM)

FYTD Appropriated	Prior FY Carryover Encumbrances	FYTD Expendable	FYTD Actual Expenditures	MTD Actual Expenditures	Current Encumbrances	FYTD Unencumbered Balance	FYTD Percent Exp/Enc
*****TOTAL FOR FUND-SCC 200 9251 (PEP CLUB - ROOT M.S.):							
644.34	0.00	644.34	644.34	0.00	0.00	0.00	100.00
=====							
*****TOTAL FOR FUND-SCC 200 9254 (HONORS ACADEMY - ROOT):							
300.00	0.00	300.00	0.00	0.00	0.00	300.00	0.00
=====							
*****TOTAL FOR FUND-SCC 200 9256 (DRAMA CLUB - ROOT M.S.):							
3,790.00	77.17	3,867.17	2,815.01	0.00	0.00	1,052.16	72.79
=====							
*****TOTAL FOR FUND-SCC 200 9258 (STUDENT COUNCIL - ROOT M.S.):							
1,990.00	182.96	2,172.96	629.36	0.00	1,000.00	543.60	74.98
=====							
*****TOTAL FOR FUND-SCC 200 9301 (YOUNG AMERICANS FOR FREEDOM):							
6,000.00	0.00	6,000.00	0.00	0.00	50.00	5,950.00	0.83
=====							
*****TOTAL FOR FUND-SCC 200 9302 (ART CLUB):							
130.00	0.00	130.00	0.00	0.00	130.00	0.00	100.00
=====							
*****TOTAL FOR FUND-SCC 200 9305 (CHEMCLUB):							
1,046.00	0.00	1,046.00	334.88	235.48	694.52	16.60	98.41
=====							
*****TOTAL FOR FUND-SCC 200 9306 (OPERATION SMILE):							
750.00	0.00	750.00	0.00	0.00	0.00	750.00	0.00
=====							
*****TOTAL FOR FUND-SCC 200 9307 (CHOIR):							
30,000.00	7,451.10	37,451.10	18,754.23	0.00	14,924.64	3,772.23	89.93
=====							
*****TOTAL FOR FUND-SCC 200 9309 (IMPROVE CLUB):							
4,300.00	0.00	4,300.00	0.00	0.00	0.00	4,300.00	0.00
=====							

Date: 05/09/17
Time: 1:20 pm

MEDINA CITY SCHOOL DISTRICT
Appropriation Account Summary
SORTED BY FUND-SCC

Page: 10
(APPSUM)

FYTD Appropriated	Prior FY Carryover Encumbrances	FYTD Expendable	FYTD Actual Expenditures	MTD Actual Expenditures	Current Encumbrances	FYTD Unencumbered Balance	FYTD Percent Exp/Enc
*****TOTAL FOR FUND-SCC 200 9312 (DRAMA CLUB):							
36,500.00	0.00	36,500.00	4,921.91	1,037.26	31,119.79	458.30	98.74
=====							
*****TOTAL FOR FUND-SCC 200 9318 (GIRLS LEADERSHIP CLUB):							
1,200.00	0.00	1,200.00	638.30	3.45-	558.25	3.45	99.71
=====							
*****TOTAL FOR FUND-SCC 200 9321 (KEY CLUB):							
12,000.00	0.00	12,000.00	5,231.92	1,938.62	4,704.52	2,063.56	82.80
=====							
*****TOTAL FOR FUND-SCC 200 9323 (MEDINAMITE):							
900.00	0.00	900.00	104.97	79.97	565.03	230.00	74.44
=====							
*****TOTAL FOR FUND-SCC 200 9324 (MEDINIAN):							
30,200.00	0.00	30,200.00	6,342.02	0.00	23,800.00	57.98	99.81
=====							
*****TOTAL FOR FUND-SCC 200 9325 (MUSIC - BAND):							
20,000.00	678.22	20,678.22	8,679.71	1,457.79	12,720.28	721.77-	103.49
=====							
*****TOTAL FOR FUND-SCC 200 9326 (NATIONAL HONOR SOCIETY):							
2,850.00	0.00	2,850.00	460.85	385.00	2,389.15	0.00	100.00
=====							
*****TOTAL FOR FUND-SCC 200 9327 (ORCHESTRA):							
3,219.47	0.00	3,219.47	1,616.50	0.00	1,602.97	0.00	100.00
=====							
*****TOTAL FOR FUND-SCC 200 9332 (SPANISH CLUB):							
4,800.00	0.00	4,800.00	3,936.66	0.00	863.34	0.00	100.00
=====							
*****TOTAL FOR FUND-SCC 200 9333 (STUDENT COUNCIL):							
46,000.00	0.00	46,000.00	34,313.97	1,375.35	2,653.14	9,032.89	80.36
=====							

Date: 05/09/17
Time: 1:20 pm

MEDINA CITY SCHOOL DISTRICT
Appropriation Account Summary
SORTED BY FUND-SCC

Page: 11
(APPSUM)

FYTD Appropriated	Prior FY Carryover Encumbrances	FYTD Expendable	FYTD Actual Expenditures	MTD Actual Expenditures	Current Encumbrances	FYTD Unencumbered Balance	FYTD Percent Exp/Enc
*****TOTAL FOR FUND-SCC 200 9335 (LATIN CLUB):							
5,600.00	0.00	5,600.00	4,766.24	0.00	318.76	515.00	90.80
=====							
*****TOTAL FOR FUND-SCC 200 9337 (AMERICAN SIGN LANGUAGE CLUB):							
374.31	0.00	374.31	60.53	0.00	103.00	210.78	43.69
=====							
*****TOTAL FOR FUND-SCC 200 9339 (SPEECH/DEBATE CLUB):							
33,500.00	41.50	33,541.50	25,685.00	5,417.20	5,598.40	2,258.10	93.27
=====							
*****TOTAL FOR FUND-SCC 200 9340 (S. A. D. D.):							
1,950.00	0.00	1,950.00	111.95	0.00	1,100.00	738.05	62.15
=====							
*****TOTAL FOR FUND-SCC 200 9346 (PENGUIN BOWL/NOSB):							
650.00	0.00	650.00	0.00	0.00	0.00	650.00	0.00
=====							
*****TOTAL FOR FUND-SCC 200 9350 (TECHNOLOGY CLUB):							
1,700.00	0.00	1,700.00	1,348.84	81.93	41.17	309.99	81.77
=====							
*****TOTAL FOR FUND-SCC 200 9352 (VIDEO CLUB - SR HI):							
7,000.00	0.00	7,000.00	2,878.50	0.00	4,121.50	0.00	100.00
=====							
*****TOTAL FOR FUND-SCC 200 9353 (CHINESE CLUB):							
750.00	0.00	750.00	204.98	0.00	545.00	0.02	100.00
=====							
*****TOTAL FOR FUND-SCC 200 9355 (GENDER AND SEXUALITY ALLIANCE):							
500.00	0.00	500.00	305.48	0.00	194.52	0.00	100.00
=====							
*****TOTAL FOR FUND-SCC 200 9380 (V O F T):							
39,000.00	0.00	39,000.00	18,982.10	1,460.60	19,946.32	71.58	99.82
=====							

Date: 05/09/17
Time: 1:20 pm

MEDINA CITY SCHOOL DISTRICT
Appropriation Account Summary
SORTED BY FUND-SCC

Page: 12
(APPSUM)

FYTD Appropriated	Prior FY Carryover Encumbrances	FYTD Expendable	FYTD Actual Expenditures	MTD Actual Expenditures	Current Encumbrances	FYTD Unencumbered Balance	FYTD Percent Exp/Enc
*****TOTAL FOR FUND-SCC 200 9412 (CLASS OF 2012):							
2,660.00	0.00	2,660.00	0.00	0.00	0.00	2,660.00	0.00
=====							
*****TOTAL FOR FUND-SCC 200 9413 (CLASS OF 2013):							
715.00	0.00	715.00	0.00	0.00	0.00	715.00	0.00
=====							
*****TOTAL FOR FUND-SCC 200 9414 (CLASS OF 2014):							
360.00	0.00	360.00	0.00	0.00	0.00	360.00	0.00
=====							
*****TOTAL FOR FUND-SCC 200 9415 (CLASS OF 2015):							
960.00	0.00	960.00	0.00	0.00	0.00	960.00	0.00
=====							
*****TOTAL FOR FUND-SCC 200 9416 (CLASS OF 2016):							
2,500.00	0.00	2,500.00	147.58	0.00	0.00	2,352.42	5.90
=====							
*****TOTAL FOR FUND-SCC 200 9417 (CLASS OF 2017):							
10,523.50	530.80	11,054.30	5,372.91	0.00	5,172.08	509.31	95.39
=====							
*****TOTAL FOR FUND-SCC 200 9418 (CLASS OF 2018):							
36,350.00	0.00	36,350.00	4,448.06	1,912.73	20,396.94	11,505.00	68.35
=====							
*****TOTAL FOR FUND-SCC 200 9419 (CLASS OF 2019):							
6,550.00	0.00	6,550.00	93.62	0.00	1,906.38	4,550.00	30.53
=====							
*****TOTAL FOR FUND-SCC 200 9420 (CLASS OF 2020):							
1,536.00	0.00	1,536.00	103.36	103.36	1,432.00	0.64	99.96
=====							
*****TOTAL FOR FUND-SCC 300 0000 (ATHLETIC FUND):							
388,862.50	36,785.87	425,648.37	359,241.10	33,935.90	21,020.05	45,387.22	89.34
=====							

Date: 05/09/17
Time: 1:20 pm

MEDINA CITY SCHOOL DISTRICT
Appropriation Account Summary
SORTED BY FUND-SCC

Page: 13
(APPSUM)

FYTD Appropriated	Prior FY Carryover Encumbrances	FYTD Expendable	FYTD Actual Expenditures	MTD Actual Expenditures	Current Encumbrances	FYTD Unencumbered Balance	FYTD Percent Exp/Enc
*****TOTAL FOR FUND-SCC 300 9110 (GARFIELD FIELD TRIPS):							
4,600.00	0.00	4,600.00	100.00	0.00	4,400.00	100.00	97.83
=====							
*****TOTAL FOR FUND-SCC 300 9120 (CANAVAN FIELD TRIP):							
7,898.00	0.00	7,898.00	995.97	0.00	6,940.00	37.97-	100.48
=====							
*****TOTAL FOR FUND-SCC 300 9130 (FENN FIELD TRIPS):							
7,000.00	0.00	7,000.00	5,700.00	0.00	0.00	1,300.00	81.43
=====							
*****TOTAL FOR FUND-SCC 300 9140 (HERITAGE FIELD TRIPS):							
5,125.00	0.00	5,125.00	4,133.60	0.00	0.00	991.40	80.66
=====							
*****TOTAL FOR FUND-SCC 300 9160 (BLAKE FIELD TRIPS):							
7,075.00	0.00	7,075.00	100.00	0.00	6,300.00	675.00	90.46
=====							
*****TOTAL FOR FUND-SCC 300 9170 (WAITE FIELD TRIPS):							
8,300.00	0.00	8,300.00	7,500.00	0.00	0.00	800.00	90.36
=====							
*****TOTAL FOR FUND-SCC 300 9180 (NORTHROP FIELD TRIPS):							
10,875.00	0.00	10,875.00	2,128.00	540.00	5,693.60	3,053.40	71.92
=====							
*****TOTAL FOR FUND-SCC 300 9201 (CLAGGETT MIDDLE SCH. BAND FUND):							
33,000.00	600.00	33,600.00	22,749.91	0.00	3,100.00	7,750.09	76.93
=====							
*****TOTAL FOR FUND-SCC 300 9208 (CLAGGETT - 6TH GRADE TRIPS):							
154,000.00	84.00	154,084.00	100,525.64	0.00	0.00	53,558.36	65.24
=====							
*****TOTAL FOR FUND-SCC 300 9250 (ROOT M.S. BAND FUND):							
18,200.00	0.00	18,200.00	14,692.46	223.75	1,774.27	1,733.27	90.48
=====							

Date: 05/09/17
Time: 1:20 pm

MEDINA CITY SCHOOL DISTRICT
Appropriation Account Summary
SORTED BY FUND-SCC

Page: 14
(APPSUM)

FYTD Appropriated	Prior FY Carryover Encumbrances	FYTD Expendable	FYTD Actual Expenditures	MTD Actual Expenditures	Current Encumbrances	FYTD Unencumbered Balance	FYTD Percent Exp/Enc
*****TOTAL FOR FUND-SCC 300 9253 (ROOT M.S. BEEHIVE):							
500.00	100.00	600.00	245.60	67.91	332.09	22.31	96.28
=====							
*****TOTAL FOR FUND-SCC 300 9258 (ROOT - DISTRICT SUPERVISED ACTIVITIES):							
117,388.00	0.00	117,388.00	102,977.85	0.00	12,887.50	1,522.65	98.70
=====							
*****TOTAL FOR FUND-SCC 300 9302 (BOYS VOLLEYBALL):							
5,000.00	600.00	5,600.00	1,350.00	320.00	1,750.00	2,500.00	55.36
=====							
*****TOTAL FOR FUND-SCC 300 9303 (HUDDLE/SHUDDLE):							
1,720.00	0.00	1,720.00	567.97	0.00	954.51	197.52	88.52
=====							
*****TOTAL FOR FUND-SCC 300 9304 (LINK CREW):							
4,000.00	0.00	4,000.00	2,811.76	0.00	1,188.24	0.00	100.00
=====							
*****TOTAL FOR FUND-SCC 300 9305 (MHS DANCE TEAM):							
2,900.00	0.00	2,900.00	738.50	250.00	161.50	2,000.00	31.03
=====							
*****TOTAL FOR FUND-SCC 300 9306 (MHS - DISTRICT SUPERVISED ACTIVITIES):							
200.00	0.00	200.00	0.00	0.00	0.00	200.00	0.00
=====							
*****TOTAL FOR FUND-SCC 300 9313 (DRAMA/MUSICAL):							
22,030.00	0.00	22,030.00	18,344.38	0.00	0.00	3,685.62	83.27
=====							
*****TOTAL FOR FUND-SCC 300 9325 (BAND - DISNEYLAND):							
0.00	0.00	0.00	1,446.86	0.00	0.00	1,446.86-	0.00
=====							
*****TOTAL FOR FUND-SCC 300 9334 (BEEHIVE CAFE):							
21,550.00	1,052.37	22,602.37	20,685.06	2,207.89	5,212.10	3,294.79-	114.58
=====							

Date: 05/09/17
Time: 1:20 pm

MEDINA CITY SCHOOL DISTRICT
Appropriation Account Summary
SORTED BY FUND-SCC

Page: 15
(APPSUM)

FYTD Appropriated	Prior FY Carryover Encumbrances	FYTD Expendable	FYTD Actual Expenditures	MTD Actual Expenditures	Current Encumbrances	FYTD Unencumbered Balance	FYTD Percent Exp/Enc
*****TOTAL FOR FUND-SCC 300 9390 (GLOBAL TRIPS):							
1,500.00	0.00	1,500.00	0.00	0.00	1,080.00	420.00	72.00
=====							
*****TOTAL FOR FUND-SCC 401 9000 (ST FRANCIS - MOBILE UNIT):							
254,658.73	0.00	254,658.73	254,658.73	0.00	0.00	0.00	100.00
=====							
*****TOTAL FOR FUND-SCC 401 9016 (AUXILIARY FUNDS/ST FRANCIS):							
23,036.26	49,817.56	72,853.82	65,406.27	0.00	0.00	7,447.55	89.78
=====							
*****TOTAL FOR FUND-SCC 401 9017 (AUXILIARY FUNDS/ST FRANCIS):							
402,605.37	0.00	402,605.37	248,807.66	29,282.59	34,739.82	119,057.89	70.43
=====							
*****TOTAL FOR FUND-SCC 401 9026 (AUX FUNDS NURTURY):							
5,863.05	300.00	6,163.05	509.00	0.00	0.00	5,654.05	8.26
=====							
*****TOTAL FOR FUND-SCC 401 9027 (AUX FUNDS NURTURY):							
15,517.98	0.00	15,517.98	6,471.49	770.00	1,320.00	7,726.49	50.21
=====							
*****TOTAL FOR FUND-SCC 401 9036 (AUX FUNDS MCA):							
1,911.13	28,877.64	30,788.77	28,228.70	0.00	0.00	2,560.07	91.69
=====							
*****TOTAL FOR FUND-SCC 401 9037 (AUX FUNDS MCA):							
134,489.16	0.00	134,489.16	92,035.51	4,131.76	7,459.20	34,994.45	73.98
=====							
*****TOTAL FOR FUND-SCC 401 9046 (AUX FUNDS KIDS COUNTRY):							
678.89	7,455.97	8,134.86	6,740.63	0.00	0.00	1,394.23	82.86
=====							
*****TOTAL FOR FUND-SCC 401 9047 (AUX FUNDS KIDS COUNTRY):							
8,621.10	0.00	8,621.10	0.00	0.00	0.00	8,621.10	0.00
=====							

Date: 05/09/17
Time: 1:20 pm

MEDINA CITY SCHOOL DISTRICT
Appropriation Account Summary
SORTED BY FUND-SCC

Page: 16
(APPSUM)

FYTD Appropriated	Prior FY Carryover Encumbrances	FYTD Expendable	FYTD Actual Expenditures	MTD Actual Expenditures	Current Encumbrances	FYTD Unencumbered Balance	FYTD Percent Exp/Enc
*****TOTAL FOR FUND-SCC 401 9066 (SM WONDERS):							
1,644.12	0.00	1,644.12	0.00	0.00	0.00	1,644.12	0.00
=====							
*****TOTAL FOR FUND-SCC 451 9017 (CONNECTIVITY FY17):							
19,800.00	0.00	19,800.00	0.00	0.00	18,254.00	1,546.00	92.19
=====							
*****TOTAL FOR FUND-SCC 463 9016 (ALT ED):							
3,496.81	0.00	3,496.81	0.00	0.00	0.00	3,496.81	0.00
=====							
*****TOTAL FOR FUND-SCC 463 9017 (ALT ED):							
41,553.00	0.00	41,553.00	33,011.54	3,669.15	0.00	8,541.46	79.44
=====							
*****TOTAL FOR FUND-SCC 516 9015 (TITLE VI-B):							
2,690.82	0.00	2,690.82	0.00	0.00	0.00	2,690.82	0.00
=====							
*****TOTAL FOR FUND-SCC 516 9016 (TITLE VI-B):							
220,089.91	96,097.31	316,187.22	316,187.22	0.00	0.00	0.00	100.00
=====							
*****TOTAL FOR FUND-SCC 516 9017 (TITLE VI-B):							
1,553,830.00	0.00	1,553,830.00	1,066,878.84	113,948.60	41,536.84	445,414.32	71.33
=====							
*****TOTAL FOR FUND-SCC 551 9117 (TITLE III LEP):							
11,219.47	0.00	11,219.47	11,019.47	0.00	0.00	200.00	98.22
=====							
*****TOTAL FOR FUND-SCC 572 9016 (TITLE I):							
73,000.77	75,436.18	148,436.95	148,436.95	0.00	0.00	0.00	100.00
=====							
*****TOTAL FOR FUND-SCC 572 9017 (TITLE I):							
627,169.94	0.00	627,169.94	381,462.34	38,554.27	24,466.87	221,240.73	64.72
=====							

Date: 05/09/17
Time: 1:20 pm

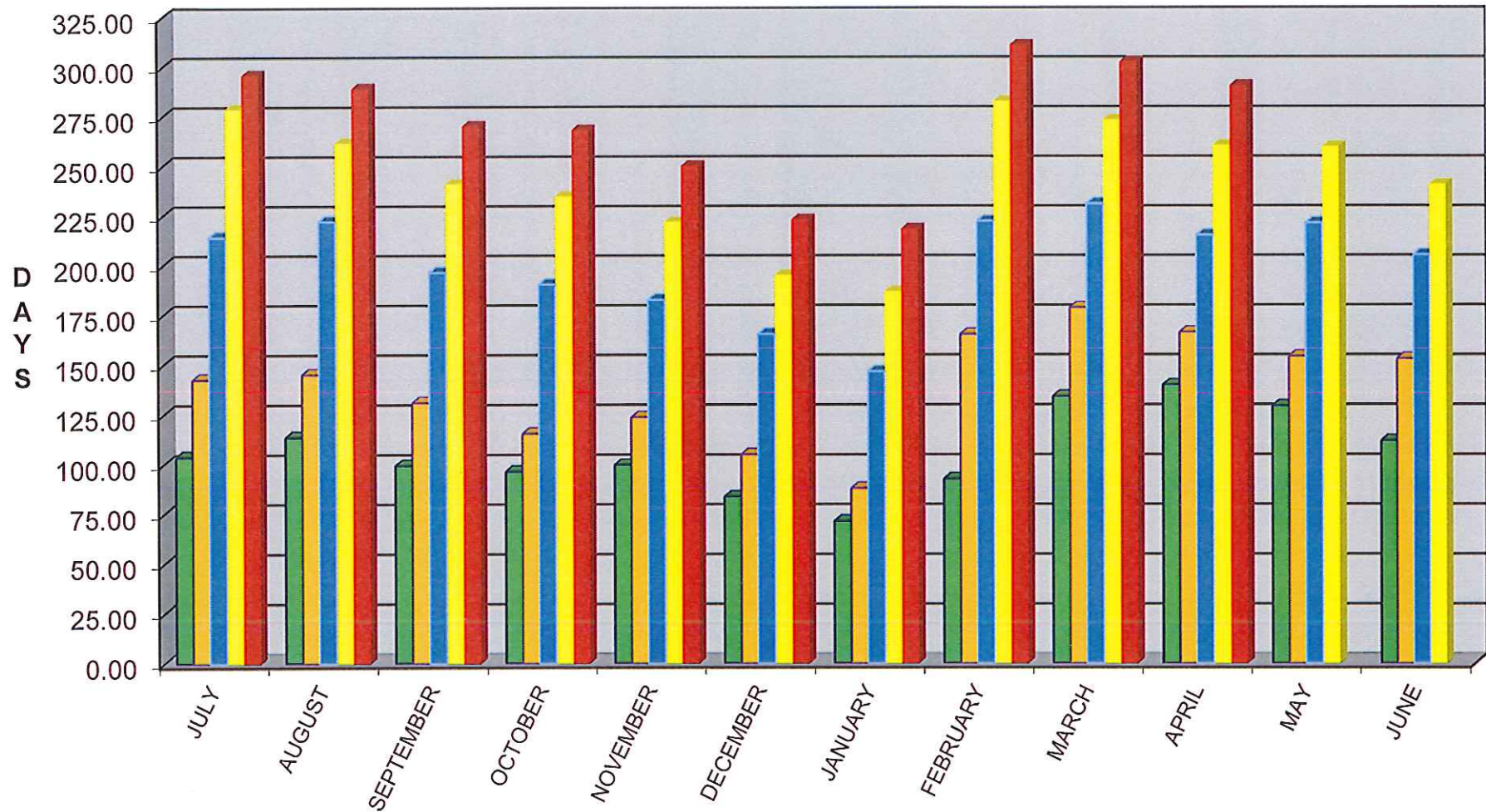
MEDINA CITY SCHOOL DISTRICT
Appropriation Account Summary
SORTED BY FUND-SCC

Page: 17
(APPSUM)

FYTD Appropriated	Prior FY Carryover Encumbrances	FYTD Expendable	FYTD Actual Expenditures	MTD Actual Expenditures	Current Encumbrances	FYTD Unencumbered Balance	FYTD Percent Exp/Enc
*****TOTAL FOR FUND-SCC 572 9116 (TITLE I-D):							
25,140.16	4,450.69	29,590.85	29,590.85	0.00	0.00	0.00	100.00
=====							
*****TOTAL FOR FUND-SCC 572 9117 (TITLE I-D):							
169,571.43	0.00	169,571.43	42,524.04	5,208.61	9,487.88	117,559.51	30.67
=====							
*****TOTAL FOR FUND-SCC 587 9016 (PRESCHOOL):							
3,161.06	1,827.00	4,988.06	4,988.06	0.00	0.00	0.00	100.00
=====							
*****TOTAL FOR FUND-SCC 587 9017 (PRESCHOOL):							
48,487.41	0.00	48,487.41	21,304.50	2,230.48	27.34	27,155.57	43.99
=====							
*****TOTAL FOR FUND-SCC 590 9016 (TITLE II-A):							
26,476.71	10,349.58	36,826.29	36,826.29	0.00	0.00	0.00	100.00
=====							
*****TOTAL FOR FUND-SCC 590 9017 (TITLE II-A):							
135,649.19	0.00	135,649.19	104,441.95	9,046.10	5,673.76	25,533.48	81.18
=====							
*****TOTAL FOR FUND-SCC 599 9016 (CHILD NUTRITION SCHOOL EQUIPMENT GRANT):							
0.00	6,500.00	6,500.00	6,500.00	0.00	0.00	0.00	100.00
=====							
*****GRAND TOTALS:							
102,325,709.66	1,790,888.83	104,116,598.49	84,606,908.08	6,854,201.36	6,182,158.72	13,327,531.69	87.20
=====							

GENERAL FUND-TRUE DAYS CASH

Includes Emergency Levy



■ FY 2013

■ FY 2014

■ FY 2015

■ FY 2016

■ FY 2017