

Medina City Schools

General Fund Analysis

April 30, 2018

	2017-2018	Y-T-D Actual		
	Original Estimate	July 2017 - June 2018	Percent	Variance
	(1)	(2)		(3)
Beginning Balance - July 1, 2017		53,851,830.20		0.00
General Fund	39,370,833.97			
Other Funds - Emergency Levy	14,480,996.23			
Revenue	<u>76,914,005.58</u>	<u>73,011,164.79</u>	<u>94.9%</u>	<u>3,902,840.79</u>
	76,914,005.58	73,011,164.79		3,902,840.79
Expenditures	76,147,614.00	63,137,855.59	82.9%	13,009,758.41
Encumbrance	946,300.00	1,766,382.21		-820,082.21
	<u>77,093,914.00</u>	<u>64,904,237.80</u>		<u>12,189,676.20</u>
Ending Balance - June 30, 2018	53,671,921.78	61,958,757.19		-8,286,835.41

Original Estimate revenue, expenditure and encumbrance taken from May 2017 five-year forecast
plus Return of Advances issued June 2017.

Includes November 2013 Emergency Levy

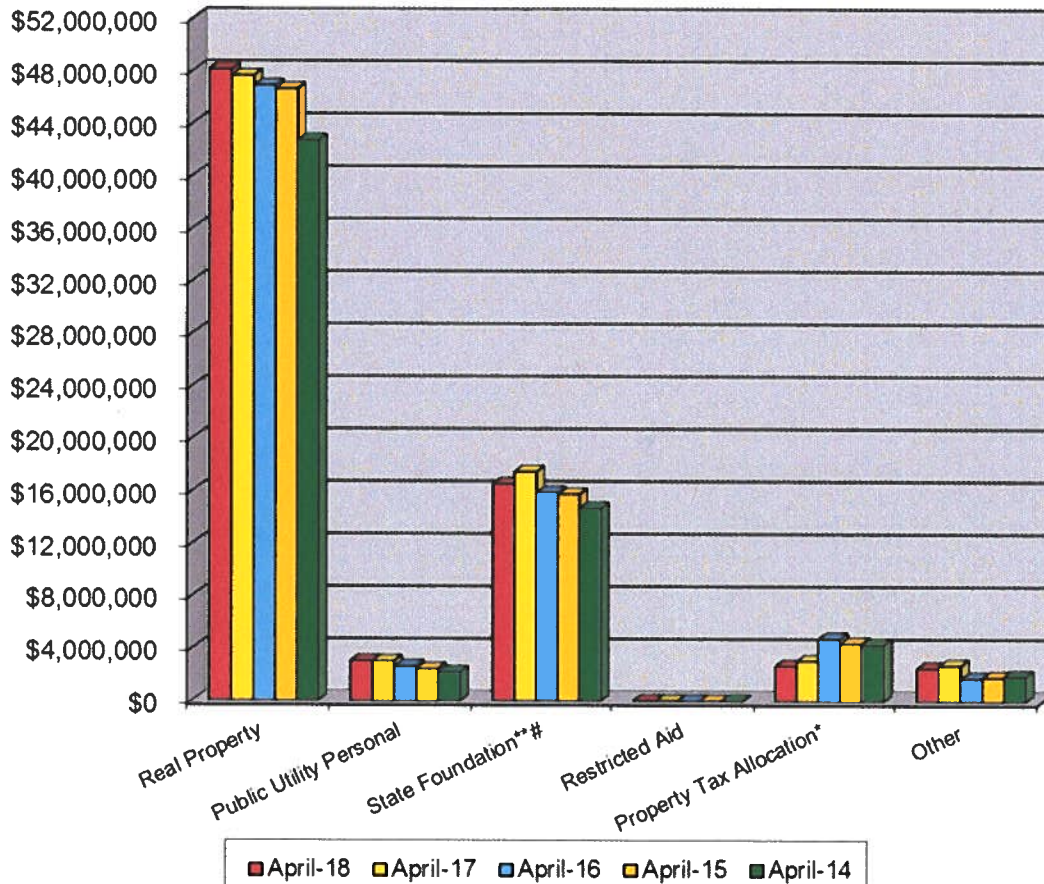
General Fund Summary

April 2018

Revenues

1. Real Property Taxes – Total Real Property Taxes received from the beginning of the fiscal year until April 30, 2018 is \$48,117,914.49. This is an increase of 1.0% above last year's taxes received at this time. The Final Settlement was received sending funds to Public Utility Personal Property. (\$861,429.17) was collected in April.
2. Public Utility Personal Property Taxes – Total Public Utility Personal Property Taxes received from the beginning of the fiscal year until April 30, 2018 is \$3,061,495.30. These monies are distributed upon settlement from the County Auditor. This amount is listed in a separate line for State and five-year forecasting purposes. \$1,427,653.59 has been transferred in April.
3. State Foundation – State Foundation monies received from the State of Ohio from the beginning of the fiscal year until April 30, 2018 total \$16,562,482.15. This is a decrease of 5.2% below last year's foundation money received at this time. Business Tax Reimbursement funds from the State is lower in the current year than last. This includes \$356,722.67 from Casino revenues for the year. \$1,560,117.16 was collected in April.
4. Restricted Aid – Restricted Aid monies are for Career Tech funding. Monies received from the beginning of the fiscal year until April 30, 2018 total \$28,514.29. \$2,851.43 was collected in April.
5. Homestead and Rollback – Monies received from the State of Ohio from the beginning of the fiscal year until April 30, 2018 total \$2,696,725.08. Receipts are based upon the real property taxes collected and Homestead filings with the County Auditor. These revenues will also include monies for personal property tax loss reimbursement from the State. The State will again be reducing the distribution of personal property tax loss reimbursement for the schools and will distribute these monies in November and May. \$-0-was collected in April.
6. Other – Other monies received from the beginning of the fiscal year until April 30, 2018 total \$2,544,033.48. This is a decrease of 7.3% below last year at this time and is due to Other Local Taxes, Tuition, Open Enrollment – In, Gains/Losses on Investments (As adjusted per Auditor recommendation), Pay to Participate, Rent, Creative Abatements, Sale of Fixed Assets, Return of Advances, and Refund of Prior Years Expenditures. \$231,903.67 was collected in April.

General Fund Revenue



	April-18	April-17	April-16	April-15	April-14	Current Forecast
Real Property	\$48,117,914	\$47,651,143	\$46,911,362	\$46,638,611	\$42,721,214	\$47,651,143
Public Utility Personal	\$3,061,495	\$3,021,813	\$2,660,947	\$2,442,697	\$2,199,412	\$3,021,813
State Foundation**	\$16,562,482	\$17,477,955	\$15,918,706	\$15,759,460	\$14,687,010	\$20,662,619
Restricted Aid	\$28,514	\$27,306	\$8,887	\$5,288	\$16,625	\$81,792
Property Tax Allocation*	\$2,696,725	\$3,074,694	\$4,774,710	\$4,399,021	\$4,304,152	\$6,129,771
Other	\$2,544,033	\$2,744,801	\$1,759,927	\$1,840,828	\$1,924,575	\$3,037,726
Total	\$73,011,165	\$73,997,713	\$72,034,538	\$71,085,906	\$65,852,988	\$80,584,864
State %	26.4%	27.8%	28.7%	28.4%	28.9%	

* Includes Homestead/Rollback, Tangible Personal Property Tax Fixed Rate Loss Reimbursement and Electric Deregulation.

* Includes Casino Revenue in State Foundation beginning January 2013 and Economic Disadvantaged Funding in November 2013.

† Includes a one time Hold Harmless on TPP in May 2016

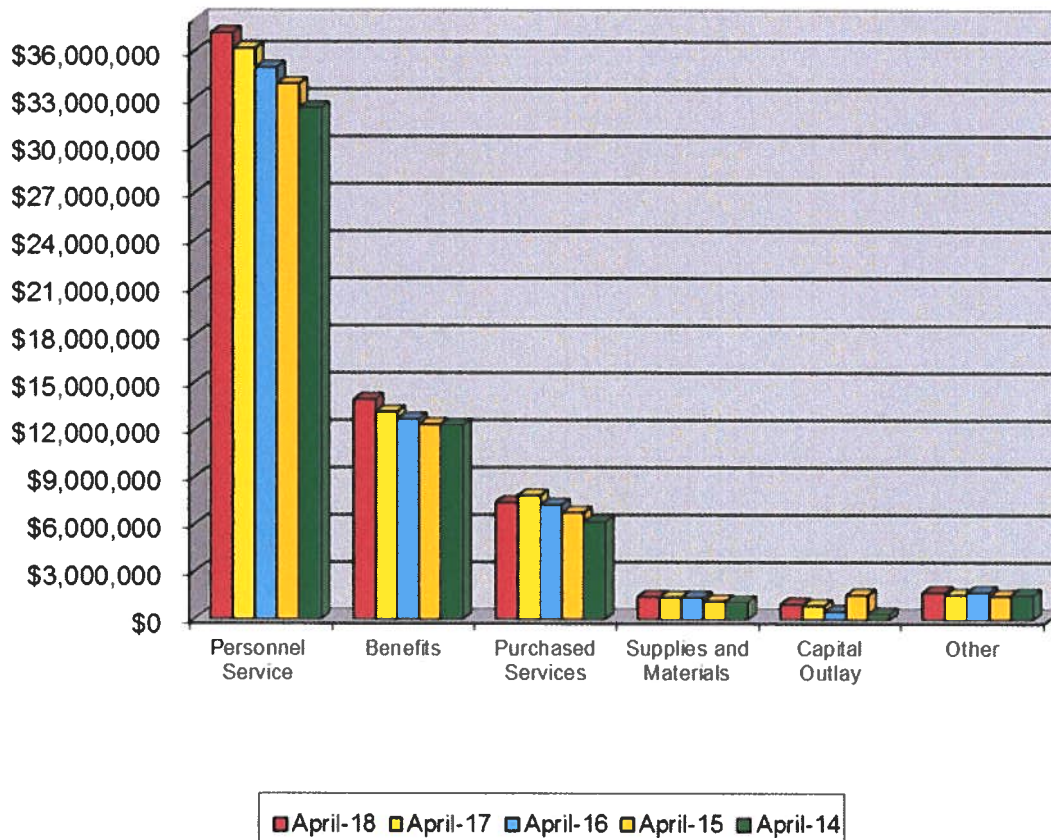
General Fund Summary

April 2018

Expenditures

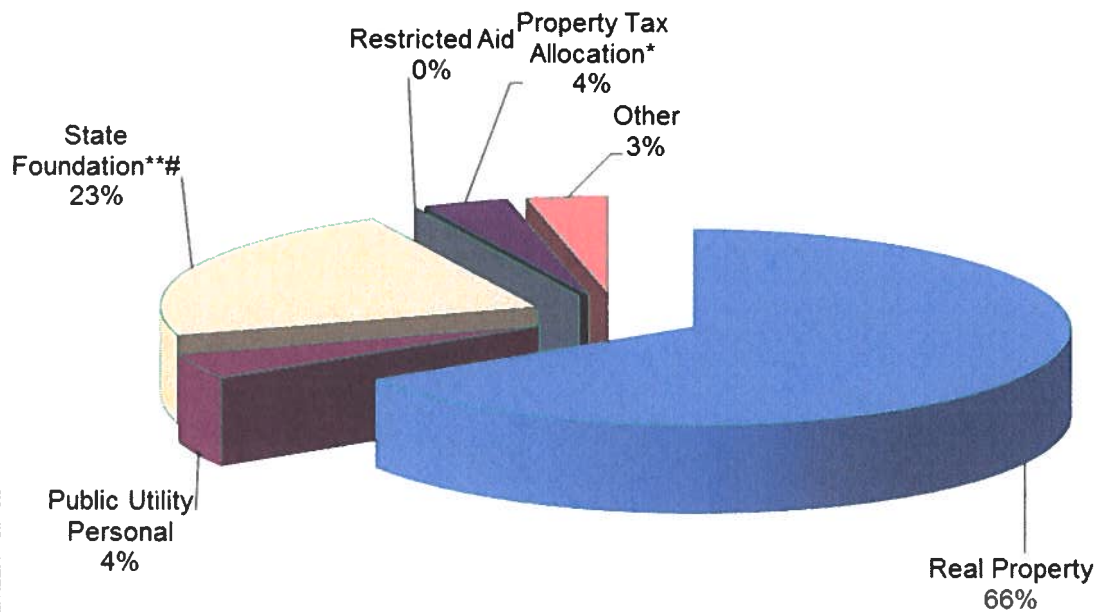
1. Personnel Services– The costs for personnel services for the School District from the beginning of the fiscal year until April 30, 2018 was \$37,181,911.62. This was an increase of 2.7% above last year at this time. \$3,353,126.73 was spent in April.
2. Benefits – The cost for benefits for the School District from the beginning of the fiscal year until April 30, 2018 was \$13,957,511.24. This was an increase of 6.0% above last year at this time. \$1,448,695.20 was spent in April.
3. Purchased Services – The cost for purchased services for the district from the beginning of the fiscal year until April 30, 2018 total \$7,419,353.38. This was a 5.5% decrease below last year at this time. \$794,879.38 was spent in April. Professional Services, Repairs and Services, Rentals, Security Services – PAC, Postage, Advertising, Electricity, Water/Sewer, and Community Schools account for the decrease.
4. Supplies and Materials – The cost for supplies and materials for the district from the beginning of the fiscal year until April 30, 2018 total \$1,431,382.54. This was a 2.4% increase above last year at this time. Office Supplies, Textbooks, Media Books, Food Supplies, Fuel, and Tires account for this increase. \$88,695.79 was spent in April.
5. Capital Outlay – The cost for capital outlay for the district from the beginning of the fiscal year until April 30, 2018 total \$968,058.11. This was a 10.1% increase above last year at this time and was mainly due to Classroom Technology, Middle School, Maintenance, and Transportation Equipment. \$15,474.92 was spent in April.
6. Other – The cost of other expenditures excluding transfers for the district was \$1,725,651.17 for the fiscal year until April 30, 2018. This was an 11.0% increase above last year at this time. \$520,200.63 was spent in April. Dues/Fees, Fiscal Audit, County Board Services, and Awards/Prizes make up the majority of this increase.

General Fund Expenditures

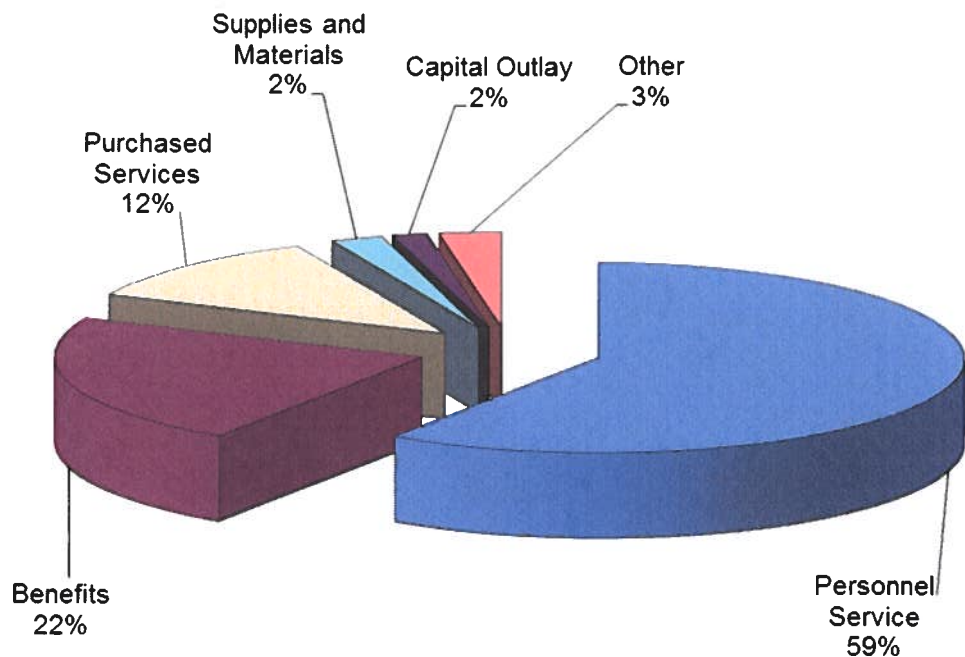


	April-18	April-17	April-16	April-15	April-14	Current Forecast
Personnel Service	\$37,181,912	\$36,199,956	\$35,005,456	\$33,970,091	\$32,443,381	\$44,412,755
Benefits	\$13,957,511	\$13,157,810	\$12,702,980	\$12,357,836	\$12,305,593	\$15,752,904
Purchased Services	\$7,419,353	\$7,852,981	\$7,275,068	\$6,762,206	\$6,177,921	\$9,321,752
Supplies and Materials	\$1,431,383	\$1,398,468	\$1,389,358	\$1,160,011	\$1,095,100	\$1,807,524
Capital Outlay	\$968,058	\$879,239	\$519,586	\$1,550,668	\$361,391	\$1,089,300
Other	\$1,725,651	\$1,555,052	\$1,737,624	\$1,490,062	\$1,548,198	\$1,741,027
Transfers and Adv., Etc.	\$453,988	\$452,956	\$486,731	\$447,832	\$481,728	\$493,894
Other than Debt						
Total	\$63,137,856	\$61,496,462	\$59,116,804	\$57,738,707	\$54,413,311	\$74,619,156

Current General Fund Revenue



Current General Fund Expenditures



April 2018

MEDINA CITY SCHOOLS BANK REC

				Balance
Bank Balance - Regular Account				3,307,036.00
Petty Cash				
Financial Checks Outstanding	328,821.24	225,413.75	103,407.49	
Worker Comp Outstanding	1,489.62			
Flex O S Checks	199.19			
Payroll Checks Outstanding	47,437.48			
	(377,947.53)			2,929,088.47
Flex Spending Bank Acct	46,807.14			
Investments:				
Sweep Account	237,101.92			
Redtree Investments	22,894,453.23			
T. Rowe - Collins	328,716.65		610,236.13	
T. Rowe - Bushman	0.00	328,716.65	5,303.50	
Scudder -Collins	281,519.48		615,539.63	
Scudder - Bushman	5,303.50	286,822.98		
Kanehl Stocks	5,803.02	615,539.63		
Star Ohio (22923)	35,498,313.66			
		35,498,313.66		
Star Plus 104791113939	0.00			
Multi-Bank Securities	12,622,000.00			
Multi-Bank Money Market	11.51			
Fifth Third Securities	9,676,463.30			
Fifth Third Money Market	34,854.89			
Fifth Third Treasuries Acct Int				
Total	81,584,541.16	81,584,541.16		84,560,436.77
Adjustments				
Deposits in Transit	4,003.54			
Expenses not posted	(503,891.05)			
Other adjustments (see below)	0.00			
Total	(499,887.51)			84,060,549.26
MCSD Balance				84,060,549.26
Difference Between Bank vs. Book				0.00

MEDINA CITY SCHOOLS
SALES TAX UPDATE

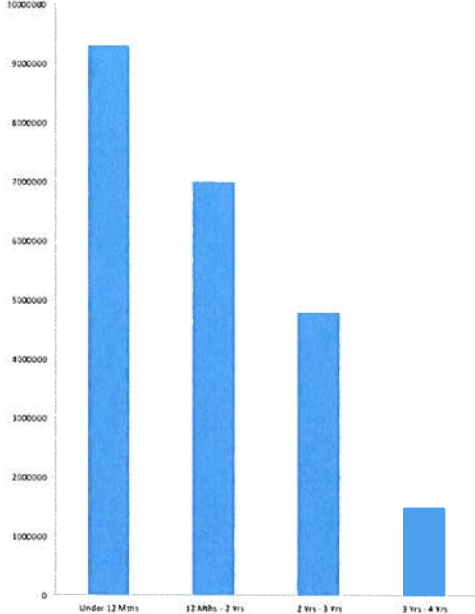
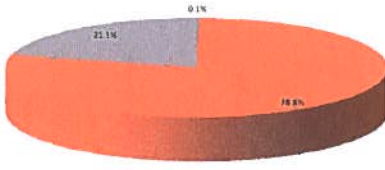
Date	Sales Tax Description	Receipts	Expenditures	Balance
July 1, 2017	Beginning Balance (071) Sales Tax and (002-9012) Bond			\$3,232,044.11
July	6 Month Asbestos Surveillance Inspection and Reports		\$525.00	\$3,231,519.11
	Dell, Inc. Poweredge R330		\$22,608.00	\$3,208,911.11
	Paving Program		\$5,555.46	\$3,203,355.65
	Tennis Court Improvements		\$3,555.46	\$3,199,800.19
	VP-16 16 Port Analog IP Video Encoders		\$8,995.00	\$3,190,805.19
	4th Quarter Fleet Master Lease Agreement		\$9,110.24	\$3,181,694.95
	Concept Develop and Schem Design/Design Phase and Const		\$4,417.00	\$3,177,277.95
	Sales Tax Distribution	\$718,991.15		\$3,896,269.10
August	Turf Replacement		\$449,510.00	\$3,446,759.10
	Flex Flip Tables		\$8,461.00	\$3,438,298.10
	Paving Program		\$500.00	\$3,437,798.10
	Mesh Black Chairs		\$2,524.76	\$3,435,273.34
	Remove and Replace Conrete Stoop/Step at Entrance to Locker Room		\$2,100.00	\$3,433,173.34
	1st Quarter Fleet Master Lease Agreement		\$9,110.24	\$3,424,063.10
	Lavor and Materials/Fixture Relamping		\$57,780.00	\$3,366,283.10
	Romove and Replace 525 Sq. Ft. of Concrete at Heritage		\$4,100.00	\$3,362,183.10
	Black Chairs		\$9,017.00	\$3,353,166.10
	Freight Charges/Anchor Bracket System		\$60.00	\$3,353,106.10
	Labor and Materials for Garfield Cupola Repair		\$61,880.39	\$3,291,225.71
	Claggett Door Replacement		\$1,675.00	\$3,289,550.71
	District Paving Program		\$57,952.04	\$3,231,598.67
September	Soccer Groundbar Anchor Bracket System		\$40.62	\$3,231,558.05
	Tetherballs/Post/Funball/Hoop/Backboards/Freight		\$3,825.00	\$3,227,733.05
	Stack Chairs, Poly Shell, Chrome Legs		\$1,882.00	\$3,225,851.05
	1st Quarter Fleet Master Lease Agreement		\$9,645.81	\$3,216,205.24
	Garfield Locker Replacement Project		\$23,900.00	\$3,192,305.24
	Paving Program		\$11,550.00	\$3,180,755.24
	Bank Chargers for New Radios		\$900.00	\$3,179,855.24
	Mini Dome Camera/Network Drops		\$768.00	\$3,179,087.24
	Labor and Materials for Garfield Cupola Repair		\$5,380.91	\$3,173,706.33
	Claggett Middle School Exterior Gym Door Replacement and Frame Upg		\$6,900.00	\$3,166,806.33
	Engineering Design and Observation for Sports Lighting at Ken Dukes St		\$2,900.00	\$3,163,906.33
	Labor and Supplies for Removal and Replacement of Carpet/Claggett 304		\$2,189.00	\$3,161,717.33
	Service Agreement - Generator		\$17,761.00	\$3,143,956.33
October	District Paving Program		\$140,947.81	\$3,003,008.52
	Flex Flip Tables in PDC		\$6,265.00	\$2,996,743.52
	2nd Quarter Fleet Master Lease Agreement		\$9,519.82	\$2,987,223.70
	Sales Tax Distribution	\$845,102.53		\$3,832,326.23
	6' Park Bench with Backrest at Northrop		\$333.00	\$3,831,993.23
	Door Replacement-Main Entrance and Bus Loop at Claggett		\$17,800.00	\$3,814,193.23
	Tennis Court Improvement		\$317.62	\$3,813,875.61
	Cupola Bidding and Award Phase, Construction and Closeout Phase		\$2,276.00	\$3,811,599.61
November	COPS Principal and Interest		\$1,261,668.75	\$2,549,930.86
	Claggett Middle School Door Replacement		\$6,580.00	\$2,543,350.86
	Conference Tables		\$2,411.82	\$2,540,939.04
	Roller Shades for Garfield and Claggett, Installation		\$6,420.00	\$2,534,519.04
	Teatherball Post, Balls, Funball, Hoop, Backboards		\$3,825.00	\$2,530,694.04
	Sealcoat Parking Lot Area at Garfield		\$3,457.00	\$2,527,237.04
	Sealcoat Blake Elementary Playground		\$5,537.00	\$2,521,700.04
	2nd Quarter Fleet Master Lease Agreement		\$9,519.82	\$2,512,180.22
	Paving Program		\$4,500.00	\$2,507,680.22
	Replacement Mats at Garfield		\$520.20	\$2,507,160.02
	Materials for Flooring Replacement of Stage Area at EVOLVE		\$979.00	\$2,506,181.02
December	Refrigerator/Chest Freezer Central Office		\$1,181.00	\$2,505,000.02
	Cupboard Storage Units/Marker Board/Work Surfaces at Fenn		\$12,951.81	\$2,492,048.21
	Staff Workroom Furniture - Heritage		\$5,779.36	\$2,486,268.85

MEDINA CITY SCHOOLS
SALES TAX UPDATE

Date	Sales Tax Description	Receipts	Expenditures	Balance
	NJPA Contract - Turf Replacement		\$39,390.00	\$2,446,878.85
	2nd Quarter Fleet Master Lease Agreement		\$9,519.82	\$2,437,359.03
	Provide/Install Security Cage at Claggett for Robotics Equipment		\$3,525.00	\$2,433,834.03
	Repairs/Improvements to Garfield Playground, Parking Lot Areas		\$8,574.53	\$2,425,259.50
	6-Month Asbestos Surveillance		\$525.00	\$2,424,734.50
	Worksurface Items for Communications Office		\$1,159.04	\$2,423,575.46
January 2018	Carpet Replacement at Bus Garage		\$2,749.00	\$2,420,826.46
	Fixture Relamping at MHS		\$11,245.00	\$2,409,581.46
	Sales Tax Distribution	\$786,197.16		\$3,195,778.62
	Balance Due on NJPA Contract - Turf Replacement		\$9,500.00	\$3,186,278.62
	3rd Quarter Fleet Master Lease Agreement		\$9,519.82	\$3,176,758.80
	Grace Drake Ceiling and Wall Plaster Repair and Paint		\$4,650.00	\$3,172,108.80
February	Art Tables/Educational Stools/Educational Fu		\$16,719.20	\$3,155,389.60
	3rd Quarter Fleet Master Lease Agreement		\$9,533.72	\$3,145,855.88
March	3rd Quarter Fleet Master Lease Agreement		\$9,519.82	\$3,136,336.06
	Turf Replacement		(\$3,000.00)	\$3,139,336.06
April	Turf Replacement		(\$5,000.00)	\$3,144,336.06
	Sales Tax Distribution	\$809,750.23		\$3,954,086.29
	4th Quarter Fleet Master Lease Agreement		\$9,523.72	\$3,944,562.57
	Labor and Material for Waite Boiler and Chiller Controllers Replacement		\$7,146.00	\$3,937,416.57
	Fabricate Portable Standards and Core Drill Curb at Dukes Stadium		\$3,561.83	\$3,933,854.74
	Project Bidding and Construction Tasks - Transportation		\$17,000.00	\$3,916,854.74
	Fiscal Year Totals	\$3,160,041.07	\$2,475,230.44	

Monthly Investment Summary
Medina City School District
US Bank Custodian Acct Ending x70982
 April 30, 2018

Monthly Cash Flow Activity		Market Value Summary				
From 03-31-18 through 04-30-18		Security Type	Market Value	Pct. Assets	Avg Yield at Cost	Wght Avg Mat
Beginning Book Value	22,864,945.76	Money Market Fund				
Contributions	0.00	MONEY MARKET FUND	22,427.56	0.1	1.54	0.00
Withdrawals	0.00	Fixed Income				
Realized Gains/Losses	0.00	U.S. GOVERNMENT AGENCY NOTES	17,798,081.07	78.7	1.29	1.57
Gross Interest Earnings	29,507.47	U.S. TREASURY BILLS	4,756,899.70	21.0	1.45	0.46
Ending Book Value	22,894,453.23	Accrued Interest	37,840.81	0.2		
		TOTAL PORTFOLIO	22,615,249.15	100.0	1.32	1.33

Maturity Distribution		Security Type Allocation	
<p align="center">Distribution by Maturity</p> 			

Disclosures:

RedTree's internal accounting system is used as the source of the market value of this account. Although obtained from a source believed to be reliable, we cannot guarantee its accuracy. You should review all account statements provided by the custodian and compare with the statements provided by RedTree.

Questions? Call 888.596.2293 or email info@redtreeinv.com

Portfolio Holdings Report
Medina City School District
US Bank Custodian Acct Ending x70982
 April 30, 2018

Quantity	Cusip	Security Description	Moody's	S&P	Cost Basis	Market Value	Yield at Cost	Wtd Maturity	Purchase Date
U.S. GOVERNMENT AGENCY NOTES									
1,270,000	3134G9N60	Federal Home Ln Mtg 1.000% Due 07-27-18	Aaa	AA+	1,270,000.00	1,267,570.49	1.00	0.24	07-27-16
1,085,000	3135G0G72	Federal Natl Mtg Assoc 1.125% Due 12-14-18	Aaa	AA+	1,083,730.55	1,078,050.57	1.19	0.61	02-28-17
2,220,000	3137EADZ9	Federal Home Ln Mtg 1.125% Due 04-15-19	Aaa	AA+	2,219,267.40	2,195,508.96	1.14	0.94	03-18-16
2,500,000	3135G0K93	Federal Natl Mtg Assoc 1.250% Due 06-28-19	Aaa	AA+	2,500,000.00	2,467,337.50	1.25	1.14	06-27-16
2,180,000	3130A9EP2	Federal Home Ln Bank 1.000% Due 09-26-19	Aaa	AA+	2,179,753.60	2,137,016.94	1.00	1.38	09-29-16
2,420,000	3136G2RQ2	Federal Natl Mtg Assoc 1.400% Due 10-29-19	Aaa	AA+	2,420,000.00	2,382,620.68	1.40	1.47	10-27-15
1,270,000	3136G3J71	Federal Natl Mtg Assoc 1.420% Due 07-27-20	Aaa	AA+	1,270,000.00	1,233,972.64	1.42	2.18	07-25-16
1,520,000	3136G35C5	Federal Natl Mtg Assoc 1.400% Due 08-28-20	Aaa	AA+	1,520,000.00	1,476,681.52	1.40	2.26	08-26-16
2,130,000	3136G4AL7	Federal Natl Mtg Assoc 1.500% Due 09-30-20	Aaa	AA+	2,130,000.00	2,076,532.74	1.50	2.35	09-28-16
1,545,000	3136G34Y8	Federal Natl Mtg Assoc 1.600% Due 08-24-21	Aaa	AA+	1,545,000.00	1,482,789.03	1.60	3.19	08-26-16
Accrued Interest						37,840.81			
					18,137,751.55	17,835,921.89	1.29	1.57	
U.S. TREASURY BILLS									
1,080,000	912796NV7	US Treasury Bill 0.000% Due 09-13-18	P-1	A-1+	1,066,485.51	1,072,295.28	1.26	0.38	09-14-17
1,770,000	912796NZ8	US Treasury Bill 0.000% Due 10-11-18	P-1	A-1+	1,746,167.39	1,754,372.67	1.40	0.45	10-24-17
100,000	912796QE2	US Treasury Bill 0.000% Due 10-25-18	P-1	A-1+	99,030.25	99,033.30	1.98	0.49	04-27-18
1,850,000	912796PD5	US Treasury Bill 0.000% Due 11-08-18	P-1	A-1+	1,822,590.97	1,831,198.45	1.58	0.53	11-28-17
					4,734,274.12	4,756,899.70	1.45	0.46	
MONEY MARKET FUND									
USBMMF		First American Treasury Obligations Fund			22,427.56	22,427.56	1.54		
TOTAL PORTFOLIO					22,894,453.23	22,615,249.15	1.32	1.33	

Disclosures:

RedTree's internal accounting system is used as the source of the market value of this account. Although obtained from a source believed to be reliable, we cannot guarantee its accuracy. You should review all account statements provided by the custodian and compare with the statements provided by RedTree.

Questions? Call 888.596.2293 or email info@redtreeinv.com

Monthly Activity Reports
Medina City School District
US Bank Custodian Acct Ending x70982
From 04-01-18 Through 04-30-18

GROSS INTEREST INCOME

Ex-Date	Pay-Date	Security	Amount
U.S. GOVERNMENT AGENCY NOTES			
04-16-18	04-16-18	Federal Home Ln Mtg 1.125% Due 04-15-19	12,487.50
04-30-18	04-30-18	Federal Natl Mtg Assoc 1.400% Due 10-29-19	16,940.00
			29,427.50
MONEY MARKET FUND			
04-02-18	04-02-18	First American Treasury Obligations Fund	79.97
GROSS INCOME			29,507.47

Disclosures:

RedTree's internal accounting system is used as the source of the market value of this account. Although obtained from a source believed to be reliable, we cannot guarantee its accuracy. You should review all account statements provided by the custodian and compare with the statements provided by RedTree.

Questions? Call 888.596.2293 or email info@redtreeinv.com

Purchase and Sale
Medina City School District
US Bank Custodian Acct Ending x70982
 From 04-01-18 Through 04-30-18

Trade Date	Settle Date	Quantity	Security	Unit Price	Amount
PURCHASES					
04-27-2018	04-30-2018	100,000	US Treasury Bill 0.000% Due 10-25-18	99.03	99,030.25
					99,030.25

Disclosures:

RedTree's internal accounting system is used as the source of the market value of this account. Although obtained from a source believed to be reliable, we cannot guarantee its accuracy. You should review all account statements provided by the custodian and compare with the statements provided by RedTree.

Questions? Call 888.596.2293 or email info@redtreeinv.com

Realized Gains/Losses
Medina City School District
US Bank Custodian Acct Ending x70982
 From 04-01-18 Through 04-30-18

Open Date	Close Date	Quantity	Security	Cost Basis	Proceeds	Gain Or Loss	
						Short Term	Long Term
TOTAL GAINS						0.00	0.00
TOTAL LOSSES						0.00	0.00
TOTAL REALIZED GAIN/LOSS						0.00	0.00

Disclosures:

RedTree's internal accounting system is used as the source of the market value of this account. Although obtained from a source believed to be reliable, we cannot guarantee its accuracy. You should review all account statements provided by the custodian and compare with the statements provided by RedTree.

Questions? Call 888.596.2293 or email info@redtreeinv.com

ENV# CEBFMZHTBBJHRJS_BBBBB
FIFTH THIRD SECURITIES, INC.
MD 1MOB2A
5050 KINGSLEY DRIVE
CINCINNATI, OH 45263

MEDINA CITY SCHOOLS
DAVID CHAMBERS
739 WEYMOUTH RD
MEDINA OH 44256



STATEMENT FOR THE PERIOD APRIL 1, 2018 TO APRIL 30, 2018

MEDINA CITY SCHOOLS - Corporation
Account Number: [REDACTED]

For questions about your accounts:
Local: 614 744 5496
National: 800 228 8852

By the courtesy of:
LEE/CARTER/SAVAGE

TOTAL VALUE OF YOUR PORTFOLIO	\$9,609,290.48
--------------------------------------	-----------------------

FOR YOUR INFORMATION

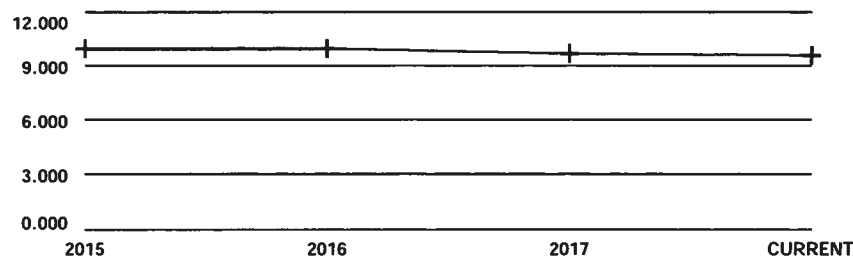
Fifth Third Securities, Inc. Investments offered through Fifth Third Securities, Inc., member FINRA/SIPC

Fifth Third Securities, Inc.

MN _CEBFMZHTBBJHRJS_BBBBB 20180430

CHANGE IN VALUE OF YOUR PORTFOLIO

\$ millions



Change In Value Of Your Portfolio information can be found in Miscellaneous Footnotes at the end of this statement.

Account carried with National Financial Services LLC, Member
NYSE, SIPC

Statement for the Period April 1, 2018 to April 30, 2018

MEDINA CITY SCHOOLS - Corporation
Account Number: [REDACTED]



Account Overview

CHANGE IN ACCOUNT VALUE	Current Period	Year-to-Date
BEGINNING VALUE	\$9,634,624.30	\$9,690,786.57
Additions and Withdrawals	(\$11,190.79)	(\$63,959.56)
Income	\$11,475.14	\$63,968.73
Taxes, Fees and Expenses	\$0.00	\$0.00
Change in Value	(\$25,618.17)	(\$81,505.26)
ENDING VALUE (AS OF 04/30/18)	\$9,609,290.48	\$9,609,290.48

Refer to Miscellaneous Footnotes for more information on Change in Value.

INCOME	Current Period	Year-to-Date
TAXABLE		
Taxable Dividends	\$509.18	\$2,893.80
Taxable Interest	\$10,965.96	\$61,074.93
TOTAL TAXABLE	\$11,475.14	\$63,968.73
TOTAL INCOME	\$11,475.14	\$63,968.73

Taxable income is determined based on information available to NFS at the time the statement was prepared, and is subject to change. Final information on taxation of interest and dividends is available on Form 1099-Div, which is mailed in February of the subsequent year.

ACCOUNT ALLOCATION



	Percent	Prior Period	Current Period
Money Markets	0.3 %	\$34,570.54	\$34,854.89
CDs	76.0	\$7,313,415.76	\$7,299,319.59
U.S. Treasury / Agency Sec.	23.7	\$2,286,638.00	\$2,275,116.00
TOTAL	100.0 %	\$9,634,624.30	\$9,609,290.48

Account Allocation shows the percentage that each asset class represents of your total account value. Account Allocation for equities, fixed income, and other categories may include mutual funds and may be net of short positions. NFS has made assumptions concerning how certain mutual funds are allocated. Closed-end mutual funds and Exchange Traded Products (ETPs) listed on an exchange may be included in the equity allocation. The chart may not reflect your actual portfolio allocation. Consult your broker/dealer prior to making investment decisions.

Statement for the Period April 1, 2018 to April 30, 2018

MEDINA CITY SCHOOLS - Corporation
Account Number: [REDACTED]



Account Overview *continued*

MESSAGES AND ALERTS

Customers wishing to learn more about their investment professional can contact the FINRA BrokerCheck Hotline Number at 1-800-289-9999 or visit the FINRA Regulation website www.finra.org. Customers can also obtain an investor brochure that includes information describing the FINRA BrokerCheck program by contacting Brokerage Operations 1-888-889-1025.

Fifth Third Securities reminds you to please promptly report any inaccuracies or discrepancies in your account to Brokerage Operations by calling 1-888-889-1025. Please reconfirm any oral communications in writing to your Investment Professional to further protect your rights under the Securities Investor Protection Act SIPA.

Please note that the FDIC insured deposit at Fifth Third Bank under the Fifth Third BD Program is not covered by SIPC. The FDIC insured deposit is eligible for FDIC insurance subject to FDIC coverage limits at the time funds are deposited at Fifth Third Bank. As referenced in the Fifth Third BD Program disclosure document, clients are responsible for monitoring their total assets at Fifth Third Bank to determine the extent of available FDIC coverage.

Customers wishing to learn more about how an order is routed or executed should notify their investment professional in writing. Pursuant to SEC rules, customers can request details on the identity of the venue to which their orders were routed for execution. A written report will be furnished upon request. To learn more about how your order is routed online, please visit <https://www.53.com/investments>.

Statement for the Period April 1, 2018 to April 30, 2018

MEDINA CITY SCHOOLS - Corporation
Account Number: [REDACTED]



Holdings

NFS-provided cost basis, realized gain (loss) and holding period information may not reflect all adjustments necessary for tax purposes. Please refer to Footnotes and Cost Basis Information at the end of this statement for more information.

For additional information regarding your holdings, please refer to the footnotes at the end of the statement.

CASH AND CASH EQUIVALENTS - 0.36% of Total Account Value

Description	Symbol/Cusip Account Type	Quantity	Price on 04/30/18	Current Market Value	Estimated Annual Income
Money Markets					
FEDERATED TREASURY OBLIGATIONS IS 7 DAY YIELD 1.55%	TOIXX CASH	34,854.89	\$1.00	\$34,854.89	
Dividend Option Cash					
Capital Gain Option Cash					
Total Cash and Cash Equivalents				\$34,854.89	

Statement for the Period April 1, 2018 to April 30, 2018

MEDINA CITY SCHOOLS - Corporation
Account Number: [REDACTED]



HOLDINGS > FIXED INCOME - 99.64% of Total Account Value

ALERT: You have a fixed income position due to mature within the next 90 days.

For an explanation of fixed income pricing, please see the last page. Redemption schedule(s), bond rating(s), and other information are provided where available. If information does not appear regarding a particular investment, it is not available. The ratings on this statement are provided by Standard & Poor's and/or Moody's to rate the quality based on the respective rating agency's assessment. Ratings information from Standard & Poor's ("S&P") may not be reproduced. S&P credit ratings are statements of opinion and are not statements of fact or recommendations to purchase, hold, or sell securities, nor do they address the suitability of securities for investment purposes, and should not be relied on as investment advice. S&P does not guarantee the accuracy, completeness, timeliness or availability of any information, including ratings, and is not responsible for errors or omissions (negligent or otherwise). S&P gives no express or implied warranties, including but not limited to any warranties of merchantability or fitness for a particular purpose or use. S&P shall not be liable for any direct, indirect, incidental, exemplary, compensatory, punitive, special or consequential damages, costs, expenses, legal fees, or losses (including lost income or profits and opportunity costs) in connection with any use of ratings.

Description	Symbol/Cusip Account Type	Quantity	Estimated Price on 04/30/18	Estimated Current Market Value	Estimated Annual Income	Original/Adjusted Cost Basis	Unrealized Gain (Loss)
CDs							
Certificates of Deposit (CDs), including Market Indexed CDs and Market Linked CDs (collectively, MCDs) are generally shown at estimated market prices based upon a matrix or model pricing method that may not represent the actual price if sold prior to maturity. However, CDs and MCDs may be shown at face value for up to seven calendar days from date of issue if estimated market prices have not been received from a third party pricing vendor. The actual value of CDs and MCDs may be different from their purchase price. CDs and MCDs are subject to interest rate risk. The estimated market price reflected for MCDs may not be based on the actual closing value of the linked market index on the final maturity date and the market value of MCDs may not correspond directly to increases or decreases in the underlying linked market index. You may sell CDs or MCDs in the secondary market subject to market conditions. The secondary market for CDs and MCDs is generally illiquid. If sold prior to maturity, the value of MCDs may be less than the purchase amount or face value. The sale or redemption of any fixed income security prior to maturity may result in a substantial gain or loss, and an early withdrawal penalty may apply. Certain MCDs may only be redeemed on pre-specified liquidation dates and may have call features that allow the issuer to call the MCD prior to maturity. Certain Step Rate CDs are also subject to reinvestment risk if call provisions are exercised by the issuer and if a CD with a comparable rate is not available.							
See sales materials or contact your broker/dealer for additional information.							
COMMUNITY FINL SVCS BK KY CD 1.05000%	20364ABC8	248,000	\$0.99976	\$247,940.48	\$2,604.00	\$248,000.00	
05/17/2018 FDIC INSURED	CASH						
CPN PMT MONTHLY							
Next Interest Payable: 05/17/18							
Estimated Yield 1.05%							
Accrued Interest \$99.88							
Average Unit Cost \$1.00							
Adjusted Cost Basis						\$248,000.00	D (\$59.52)
FIRSTBANK PR SANTURCE CD 1.35000%	33767AUS8	248,000	\$0.99906	\$247,766.88	\$3,348.00	\$248,000.00	
07/30/2018 FDIC INSURED	CASH						
CPN PMT MONTHLY							
Next Interest Payable: 05/29/18							
Estimated Yield 1.35%							
Accrued Interest \$18.35							
Average Unit Cost \$1.00							
Adjusted Cost Basis						\$248,000.00	D (\$233.12)
ORIENTAL B&T SAN JUAN PR CD 1.30000%	686184WR9	248,000	\$0.99923	\$247,809.04	\$3,224.00	\$248,000.00	
08/10/2018 FDIC INSURED	CASH						
CPN PMT SEMI-ANNUAL							
ON AUG 10, FEB 10							

Fifth Third Securities, Inc.

Account carried with National Financial Services LLC, Member
NYSE, SIPC

MN_CEBFMZHTBBJHRJS_BBBBB 20180430

Statement for the Period April 1, 2018 to April 30, 2018

MEDINA CITY SCHOOLS - Corporation
Account Number: [REDACTED]



HOLDINGS > FIXED INCOME *continued*

Description	Symbol/Cusip Account Type	Quantity	Estimated Price on 04/30/18	Estimated Current Market Value	Estimated Annual Income	Original/Adjusted Cost Basis	Unrealized Gain (Loss)
ORIENTAL B&T SAN JUAN PR CD 1.30000%	686184WR9	<i>continued</i>					
Next Interest Payable: 08/10/18							
Estimated Yield 1.30%							
Accrued Interest \$706.63							
Average Unit Cost \$1.00							
Adjusted Cost Basis						\$248,000.00 D	(\$190.96)
FIRST FINL NORTHWEST BK RENTON CD	32022MAG3	248,000	\$0.99812	\$247,533.76	\$2,852.00	\$248,000.00	
1.15000% 08/20/2018 FDIC INSURED	CASH						
CPN PMT MONTHLY							
Next Interest Payable: 05/19/18							
Estimated Yield 1.15%							
Accrued Interest \$93.76							
Average Unit Cost \$1.00							
Adjusted Cost Basis						\$248,000.00 D	(\$466.24)
MB FINL BK NA CHIC. IL CD 1.30000%	55266CUM6	250,000	\$0.99442	\$248,605.00	\$3,250.00	\$250,000.00	
02/08/2019 FDIC INSURED	CASH						
CPN PMT MONTHLY							
Next Interest Payable: 05/08/18							
Estimated Yield 1.30%							
Accrued Interest \$204.79							
Average Unit Cost \$1.00							
Adjusted Cost Basis						\$250,000.00 D	(\$1,395.00)
HARBORONE BK BROCKTON MA CD 1.40000%	41166HAQ9	250,000	\$0.99481	\$248,702.50	\$3,500.00	\$250,000.00	
02/21/2019 FDIC INSURED	CASH						
CPN PMT MONTHLY							
Next Interest Payable: 05/21/18							
CALLABLE ON 05/21/2018 @ 100.0000							
Estimated Yield 1.40%							
Accrued Interest \$95.89							
Average Unit Cost \$1.00							
Adjusted Cost Basis						\$250,000.00 D	(\$1,297.50)
WOORI AMER BK NEW YORK N Y CD 1.30000%	981059AW8	250,000	\$0.99388	\$248,470.00	\$3,250.00	\$250,000.00	
02/24/2019 FDIC INSURED	CASH						
CPN PMT SEMI-ANNUAL							
ON AUG 24, FEB 24							
Next Interest Payable: 08/24/18							
Estimated Yield 1.30%							
Accrued Interest \$587.67							

Fifth Third Securities, Inc.

Account carried with National Financial Services LLC, Member
NYSE, SIPC

MN_CEBFMZHTBBJHRJS_BBBBB 20180430

Page 6 of 22

Statement for the Period April 1, 2018 to April 30, 2018

MEDINA CITY SCHOOLS - Corporation
Account Number: [REDACTED]



HOLDINGS > FIXED INCOME *continued*

Description	Symbol/Cusip Account Type	Quantity	Estimated Price on 04/30/18	Estimated Current Market Value	Estimated Annual Income	Original/Adjusted Cost Basis	Unrealized Gain (Loss)
WOORI AMER BK NEW YORK N Y CD 1.30000%	981059AW8	<i>continued</i>					
Average Unit Cost \$1.00							
Adjusted Cost Basis						\$250,000.00 D	(\$1,530.00)
TRADITION CAP BK EDINA MINN CD 1.35000%	89269FCP8	250,000	\$0.99203	\$248,007.50	\$3,375.00	\$250,000.00	
04/30/2019 FDIC INSURED	CASH						
CPN PMT MONTHLY							
Next Interest Payable: 05/31/18							
Estimated Yield 1.36%							
Accrued Interest \$27.74							
Average Unit Cost \$1.00							
Adjusted Cost Basis						\$250,000.00 D	(\$1,992.50)
CAPITAL BK LITTLE ROCK CD 1.40000%	139797FV1	250,000	\$0.99199	\$247,997.50	\$3,500.00	\$250,000.00	
05/17/2019 FDIC INSURED	CASH						
CPN PMT MONTHLY							
Next Interest Payable: 05/17/18							
Estimated Yield 1.41%							
Accrued Interest \$134.25							
Average Unit Cost \$1.00							
Adjusted Cost Basis						\$250,000.00 D	(\$2,002.50)
STATE BK INDIA NEW YORK NY CD 1.60000%	856285CB5	250,000	\$0.99296	\$248,240.00	\$4,000.00	\$250,000.00	
06/24/2019 FDIC INSURED	CASH						
CPN PMT SEMI-ANNUAL							
ON DEC 23, JUN 23							
Next Interest Payable: 06/23/18							
Estimated Yield 1.61%							
Accrued Interest \$1413.70							
Average Unit Cost \$1.00							
Adjusted Cost Basis						\$250,000.00 D	(\$1,760.00)
FIRST CENTY BK TAZEWEILL TENN CD 1.50000%	319428AB4	250,000	\$0.99022	\$247,555.00	\$3,750.00	\$250,000.00	
08/09/2019 FDIC INSURED	CASH						
CPN PMT MONTHLY							
Next Interest Payable: 05/10/18							
Estimated Yield 1.51%							
Accrued Interest \$215.75							
Average Unit Cost \$1.00							
Adjusted Cost Basis						\$250,000.00 D	(\$2,445.00)
SUMMIT CMNTY BK MOOREFIELD WV CD	86604XLJ3	250,000	\$0.98598	\$246,495.00	\$3,625.00	\$250,000.00	

Fifth Third Securities, Inc.

Account carried with National Financial Services LLC, Member
NYSE, SIPC

MN_CEBFMZHTBBJHRJS_BBBBB 20180430

Statement for the Period April 1, 2018 to April 30, 2018

MEDINA CITY SCHOOLS - Corporation
Account Number: [REDACTED]



HOLDINGS > FIXED INCOME *continued*

Description	Symbol/Cusip Account Type	Quantity	Estimated Price on 04/30/18	Estimated Current Market Value	Estimated Annual Income	Original/Adjusted Cost Basis	Unrealized Gain (Loss)
SUMMIT CMNTY BK MOOREFIELD WV CD 1.45000% 11/08/2019 FDIC INSURED CPN PMT MONTHLY Next Interest Payable: 05/08/18 Estimated Yield 1.47% Accrued Interest \$228.42 Average Unit Cost \$1.00 Adjusted Cost Basis	86604XLJ3 CASH	<i>continued</i>				\$250,000.00	D (\$3,505.00)
YADKIN VY BK & TR CO ELKIN N C CD 1.50000% 01/24/2020 FDIC INSURED CPN PMT MONTHLY Next Interest Payable: 05/25/18 Estimated Yield 1.52% Accrued Interest \$61.64 Average Unit Cost \$1.00 Adjusted Cost Basis	984308ET9 CASH	250,000	\$0.98332	\$245,830.00	\$3,750.00	\$250,000.00	D (\$4,170.00)
WORLDS FOREMOST BK SYDNEY NEB CD 1.75000% 01/27/2020 FDIC INSURED CPN PMT MONTHLY Next Interest Payable: 05/26/18 Estimated Yield 1.77% Accrued Interest \$47.95 Average Unit Cost \$1.00 Adjusted Cost Basis	981571CX8 CASH	200,000	\$0.98746	\$197,492.00	\$3,500.00	\$200,000.00	D (\$2,508.00)
WELLS FARGO BANK NATL ASSN CD 1.75000% 02/03/2020 FDIC INSURED CPN PMT MONTHLY Next Interest Payable: 05/01/18 Estimated Yield 1.77% Accrued Interest \$359.59 Average Unit Cost \$1.00 Adjusted Cost Basis	949763EG7 CASH	250,000	\$0.9872	\$246,800.00	\$4,375.00	\$250,000.00	D (\$3,200.00)
TIAA FSB JACKSONVILLE FLA 1.95000% 11/23/2020 CD FDIC INSURED CPN PMT SEMI-ANNUAL ON MAY 21, NOV 21 1ST CPN DTE 05/21/2018 Next Interest Payable: 05/21/18	87270LAW3 CASH	247,000	\$0.98078	\$242,252.66	\$4,816.50	\$247,000.00	

Fifth Third Securities, Inc.

Account carried with National Financial Services LLC, Member
NYSE, SIPC

MN_CEBFMZHTBBJHRJS_BBBBB 20180430

Statement for the Period April 1, 2018 to April 30, 2018

MEDINA CITY SCHOOLS - Corporation
Account Number: [REDACTED]



HOLDINGS > FIXED INCOME *continued*

Description	Symbol/Cusip Account Type	Quantity	Estimated Price on 04/30/18	Estimated Current Market Value	Estimated Annual Income	Original/Adjusted Cost Basis	Unrealized Gain (Loss)
TIAA FSB JACKSONVILLE FLA 1.95000%	87270LAW3	<i>continued</i>					
Estimated Yield 1.98%							
Accrued Interest \$2124.54							
Average Unit Cost \$1.00							
Adjusted Cost Basis						\$247,000.00 D	(\$4,747.34)
ALLY BK MIDVALE UTAH CD 2.50000%	02007GAU7	245,000	\$0.99271	\$243,213.95	\$6,125.00	\$245,000.00	
02/01/2021 FDIC INSURED	CASH						
CPN PMT SEMI-ANNUAL							
ON AUG 01, FEB 01							
1ST CPN DTE 08/01/2018							
Next Interest Payable: 08/01/18							
Estimated Yield 2.51%							
Accrued Interest \$1493.49							
Average Unit Cost \$1.00							
Adjusted Cost Basis						\$245,000.00 D	(\$1,786.05)
PRIME ALLIANCE BK UTAH CD 2.30000%	74160NFW5	245,000	\$0.98613	\$241,601.85	\$5,635.00	\$245,000.00	
03/15/2021 FDIC INSURED	CASH						
CPN PMT MONTHLY							
Next Interest Payable: 05/13/18							
Estimated Yield 2.33%							
Accrued Interest \$277.89							
Average Unit Cost \$1.00							
Adjusted Cost Basis						\$245,000.00 D	(\$3,398.15)
CAPITAL ONE BK USA NATL ASSN CD 2.25000%	1404202B5	245,000	\$0.97502	\$238,879.90	\$5,512.50	\$243,858.30	
04/19/2021 FDIC INSURED	CASH						
CPN PMT SEMI-ANNUAL							
ON OCT 19, APR 19							
Next Interest Payable: 10/19/18							
Estimated Yield 2.30%							
Accrued Interest \$181.23							
Average Unit Cost \$1.00							
Adjusted Cost Basis						\$243,858.30 D	(\$4,978.40)
THIRD FED SVGS &LN ASSN OF CD 2.50000%	88413QBZ0	245,000	\$0.99028	\$242,618.60	\$6,125.00	\$245,000.00	
05/28/2021 FDIC INSURED	CASH						
CPN PMT SEMI-ANNUAL							
ON AUG 28, FEB 28							
1ST CPN DTE 08/28/2018							
Next Interest Payable: 08/28/18							

Fifth Third Securities, Inc.

Account carried with National Financial Services LLC, Member
NYSE, SIPC

MN_CEBFMZHTBBJHRJS_BBBBB 20180430

Statement for the Period April 1, 2018 to April 30, 2018

MEDINA CITY SCHOOLS - Corporation
Account Number: [REDACTED]



HOLDINGS > FIXED INCOME *continued*

Description	Symbol/Cusip Account Type	Quantity	Estimated Price on 04/30/18	Estimated Current Market Value	Estimated Annual Income	Original/Adjusted Cost Basis	Unrealized Gain (Loss)
THIRD FED SVGS &LN ASSN OF CD 2.50000%	88413QBZ0	<i>continued</i>					
Estimated Yield 2.52%							
Accrued Interest \$1040.41							
Average Unit Cost \$1.00							
Adjusted Cost Basis						\$245,000.00 D	(\$2,381.40)
KS STATEBANK MANHATTAN KS CD 2.50000%	50116CBX6	245,000	\$0.99004	\$242,559.80	\$6,125.00	\$245,000.00	
06/21/2021 FDIC INSURED	CASH						
CPN PMT MONTHLY							
Next Interest Payable: 05/21/18							
Estimated Yield 2.52%							
Accrued Interest \$167.81							
Average Unit Cost \$1.00							
Adjusted Cost Basis						\$245,000.00 D	(\$2,440.20)
FIRST CHOICE BK CERRITOS CALIF CD	319461BJ7	250,000	\$0.97609	\$244,022.50	\$3,750.00	\$250,000.00	
1.50000% 06/30/2021 FDIC INSURED	CASH						
CPN PMT MONTHLY							
Next Interest Payable: 05/30/18							
CALLABLE ON 05/30/2018 @ 100.0000							
STEP COUPON							
RESET FREQUENCY TERM MODE							
NEXT RESET 06/29/2019 @ 2.25000							
Estimated Yield 1.53%							
Accrued Interest \$10.27							
Average Unit Cost \$1.00							
Adjusted Cost Basis						\$250,000.00 D	(\$5,977.50)
NORTHPOINTE BK GRAND RAPIDS MI CD	666613GN8	245,000	\$0.99134	\$242,878.30	\$6,247.50	\$245,000.00	
2.55000% 07/19/2021 FDIC INSURED	CASH						
CPN PMT MONTHLY							
Next Interest Payable: 05/19/18							
Estimated Yield 2.57%							
Accrued Interest \$205.40							
Average Unit Cost \$1.00							
Adjusted Cost Basis						\$245,000.00 D	(\$2,121.70)
SECURITY FED BK AIKEN S C CD 2.40000%	81423LCE0	245,000	\$0.98653	\$241,699.85	\$5,880.00	\$245,000.00	
08/09/2021 FDIC INSURED	CASH						
CPN PMT MONTHLY							
Next Interest Payable: 05/07/18							
CALLABLE ON 08/07/2018 @ 100.0000							

Fifth Third Securities, Inc.

Account carried with National Financial Services LLC, Member
NYSE, SIPC

MN_CEBFMZHTBBJHRJS_BBBBB 20180430

Page 10 of 22

Statement for the Period April 1, 2018 to April 30, 2018

MEDINA CITY SCHOOLS - Corporation

Account Number: [REDACTED]



HOLDINGS > FIXED INCOME *continued*

Description	Symbol/Cusip Account Type	Quantity	Estimated Price on 04/30/18	Estimated Current Market Value	Estimated Annual Income	Original/Adjusted Cost Basis	Unrealized Gain (Loss)
SECURITY FED BK AIKEN S C CD 2.40000%	81423LCE0	<i>continued</i>					
Estimated Yield 2.43%							
Accrued Interest \$386.63							
Average Unit Cost \$1.00							
Adjusted Cost Basis						\$245,000.00 D	(\$3,300.15)
FIRSTTRUST SVGS BK PA CD 2.55000%	337630BJ5	245,000	\$0.99096	\$242,785.20	\$6,247.50	\$245,000.00	
09/13/2021 FDIC INSURED	CASH						
CPN PMT MONTHLY							
Next Interest Payable: 05/12/18							
Estimated Yield 2.57%							
Accrued Interest \$325.21							
Average Unit Cost \$1.00							
Adjusted Cost Basis						\$245,000.00 D	(\$2,214.80)
MEDALLION BK UTAH CD 2.45000% 02/16/2022	58404DBD2	245,000	\$0.9863	\$241,643.50	\$6,002.50	\$245,000.00	
FDIC INSURED	CASH						
CPN PMT MONTHLY							
Next Interest Payable: 05/16/18							
Estimated Yield 2.48%							
Accrued Interest \$246.68							
Average Unit Cost \$1.00							
Adjusted Cost Basis						\$245,000.00 D	(\$3,356.50)
HSBC BK USA N A MC LEAN VA CD 1.75000%	40434YFM4	250,000	\$0.98875	\$247,187.50	\$4,375.00	\$250,000.00	
02/17/2022 FDIC INSURED	CASH						
CPN PMT QUARTERLY							
ON MAY 17, AUG 17, NOV 17, FEB 17							
Next Interest Payable: 05/17/18							
CALLABLE ON 02/17/2019 @ 100.0000							
STEP COUPON							
RESET FREQUENCY TERM MODE							
NEXT RESET 02/17/2019 @ 2.30000							
Estimated Yield 1.77%							
Accrued Interest \$875.00							
Average Unit Cost \$1.00							
Adjusted Cost Basis						\$250,000.00 D	(\$2,812.50)
NORTHFIELD BK STATEN ISLAND NY CD	66612ACG1	245,000	\$0.98628	\$241,638.60	\$6,002.50	\$245,000.00	
2.45000% 02/22/2022 FDIC INSURED	CASH						
CPN PMT SEMI-ANNUAL							
ON AUG 21, FEB 21							

Fifth Third Securities, Inc.

MN_CEBFMZHTBBJHRJS_BBBBB 20180430

Account carried with National Financial Services LLC, Member
NYSE, SIPC

Statement for the Period April 1, 2018 to April 30, 2018

MEDINA CITY SCHOOLS - Corporation
Account Number: [REDACTED]



HOLDINGS > FIXED INCOME *continued*

Description	Symbol/Cusip Account Type	Quantity	Estimated Price on 04/30/18	Estimated Current Market Value	Estimated Annual Income	Original/Adjusted Cost Basis	Unrealized Gain (Loss)
NORTHFIELD BK STATEN ISLAND NY CD	66612ACG1	<i>continued</i>					
1ST CPN DTE 08/21/2018							
Next Interest Payable: 08/21/18							
Estimated Yield 2.48%							
Accrued Interest \$1134.72							
Average Unit Cost \$1.00							
Adjusted Cost Basis						\$245,000.00 D	(\$3,361.40)
JPMORGAN CHASE BK CD 2.00000% 08/16/2022	48126YDE0	248,000	\$0.97332	\$241,383.36	\$4,960.00	\$248,000.00	
FDIC INSURED	CASH						
CPN PMT SEMI-ANNUAL							
ON FEB 16, AUG 16							
Next Interest Payable: 08/16/18							
CALLABLE ON 08/16/2018 @ 100.0000							
STEP COUPON							
RESET FREQUENCY TERM MODE							
NEXT RESET 08/16/2021 @ 4.00000							
Estimated Yield 2.05%							
Accrued Interest \$1005.59							
Average Unit Cost \$1.00							
Adjusted Cost Basis						\$248,000.00 D	(\$6,616.64)
FIRST ST BK DEQUEEN ARK CD 1.75000%	336460CJ7	248,000	\$0.96657	\$239,709.36	\$4,340.00	\$248,000.00	
08/31/2022 FDIC INSURED	CASH						
CPN PMT MONTHLY							
Next Interest Payable: 05/31/18							
CALLABLE ON 08/31/2018 @ 100.0000							
STEP COUPON							
RESET FREQUENCY TERM MODE							
NEXT RESET 08/31/2019 @ 2.00000							
Estimated Yield 1.81%							
Accrued Interest \$11.89							
Average Unit Cost \$1.00							
Adjusted Cost Basis						\$248,000.00 D	(\$8,290.64)
Total CDs		7,385,000		\$7,299,319.59	\$134,047.00	\$7,383,858.30	(\$84,538.71)
U.S. Treasury / Agency Securities							
FEDERAL HOME LOAN BANKS BOND 2.15000%	3130ADEZ1	400,000	\$98.843	\$395,372.00	\$8,600.00	\$399,416.00	
08/07/2020	CASH						
MOODY'S Aaa /S&P AA+							

Fifth Third Securities, Inc.

MN_CEBFMZHTBBJHRJS_BBBBB 20180430

Account carried with National Financial Services LLC, Member
NYSE, SIPC

Statement for the Period April 1, 2018 to April 30, 2018

MEDINA CITY SCHOOLS - Corporation
Account Number: [REDACTED]



HOLDINGS > FIXED INCOME *continued*

Description	Symbol/Cusip Account Type	Quantity	Estimated Price on 04/30/18	Estimated Current Market Value	Estimated Annual Income	Original/Adjusted Cost Basis	Unrealized Gain (Loss)
FEDERAL HOME LOAN BANKS BOND 2.15000%	3130ADEZ1	<i>continued</i>					
CPN PMT SEMI-ANNUAL ON AUG 07, FEB 07 1ST CPN DTE 08/07/2018 Next Interest Payable: 08/07/18 CALLABLE ON 05/07/2018 @ 100.0000 Accrued Interest \$1982.78 Average Unit Cost \$99.85 Adjusted Cost Basis						\$399,416.00 D	(\$4,044.00)
FEDERAL HOME LN MTG CORP MTN 2.65000%	3134GSEG6	700,000	\$99.468	\$696,276.00	\$18,550.00	\$700,000.00	
11/24/2021 MOODY'S Aaa /S&P AA+ CPN PMT SEMI-ANNUAL ON MAY 24, NOV 24 1ST CPN DTE 05/24/2018 Next Interest Payable: 05/24/18 CALLABLE ON 08/24/2018 @ 100.0000 Accrued Interest \$3246.25 Average Unit Cost \$100.00 Adjusted Cost Basis	CASH					\$700,000.00 D	(\$3,724.00)
FEDERAL HOME LN MTG CORP MTN 2.35000%	3134GBCW0	700,000	\$98.084	\$686,588.00	\$16,450.00	\$693,189.00	
03/29/2022 MOODY'S Aaa /S&P AA+ CPN PMT SEMI-ANNUAL ON SEP 29, MAR 29 Next Interest Payable: 09/29/18 CALLABLE ON 06/29/2018 @ 100.0000 Accrued Interest \$1462.22 Average Unit Cost \$99.03 Adjusted Cost Basis	CASH					\$693,189.00 D	(\$6,601.00)
FEDERAL HOME LOAN BANKS BOND 2.00000%	3130ADGG1	500,000	\$99.376	\$496,880.00	\$10,000.00	\$500,000.00	
02/15/2023 MOODY'S Aaa /S&P AA+ CPN PMT SEMI-ANNUAL ON AUG 15, FEB 15 1ST CPN DTE 08/15/2018 Next Interest Payable: 08/15/18 CALLABLE ON 02/15/2019 @ 100.0000 STEP COUPON	CASH						

Fifth Third Securities, Inc.

Account carried with National Financial Services LLC, Member
NYSE, SIPC

Statement for the Period April 1, 2018 to April 30, 2018

MEDINA CITY SCHOOLS - Corporation
Account Number: [REDACTED]



HOLDINGS > FIXED INCOME *continued*

Description	Symbol/Cusip Account Type	Quantity	Estimated Price on 04/30/18	Estimated Current Market Value	Estimated Annual Income	Original/Adjusted Cost Basis	Unrealized Gain (Loss)
FEDERAL HOME LOAN BANKS BOND 2.00000% 3130ADGG1 <i>continued</i>							
RESET FREQUENCY TERM MODE NEXT RESET 02/15/2019 @ 3.00000 Accrued Interest \$2111.11 Average Unit Cost \$100.00 Adjusted Cost Basis							
						\$500,000.00 D	(\$3,120.00)
Total U.S. Treasury / Agency Securities		2,300,000		\$2,275,116.00	\$53,600.00	\$2,292,605.00	(\$17,489.00)
Total Fixed Income		9,685,000		\$9,574,435.59	\$187,647.00	\$9,676,463.30	(\$102,027.71)
Total Securities				\$9,574,435.59	\$187,647.00	\$9,676,463.30	(\$102,027.71)
TOTAL PORTFOLIO VALUE				\$9,609,290.48	\$187,647.00	\$9,676,463.30	(\$102,027.71)

Activity

NFS-provided cost basis, realized gain (loss) and holding period information may not reflect all adjustments necessary for tax purposes. Please refer to Footnotes and Cost Basis Information at the end of this statement for more information.

CORE FUND ACTIVITY

Settlement Date	Account Type	Transaction	Description	Quantity	Amount
03/29/18	CASH	YOU BOUGHT	FEDERATED TREASURY OBLIGATIONS IS @ 1 AS OF 03-29-18	14,679.27	(\$14,679.27)
04/02/18	CASH	YOU SOLD	FEDERATED TREASURY OBLIGATIONS IS @ 1	(12,835.05)	\$12,835.05
04/09/18	CASH	YOU BOUGHT	FEDERATED TREASURY OBLIGATIONS IS @ 1	1,083.31	(\$1,083.31)
04/10/18	CASH	YOU BOUGHT	FEDERATED TREASURY OBLIGATIONS IS @ 1	318.49	(\$318.49)

Fifth Third Securities, Inc.

MN_CEBFMZHTBBJHRJS_BBBBBB 20180430

Account carried with National Financial Services LLC, Member
NYSE, SIPC

Statement for the Period April 1, 2018 to April 30, 2018

MEDINA CITY SCHOOLS - Corporation
Account Number: [REDACTED]



CORE FUND ACTIVITY *continued*

Settlement Date	Account Type	Transaction	Description	Quantity	Amount
04/12/18	CASH	YOU BOUGHT	FEDERATED TREASURY OBLIGATIONS IS @ 1	530.61	(\$530.61)
04/13/18	CASH	YOU BOUGHT	FEDERATED TREASURY OBLIGATIONS IS @ 1	478.59	(\$478.59)
04/16/18	CASH	YOU BOUGHT	FEDERATED TREASURY OBLIGATIONS IS @ 1	509.8	(\$509.80)
04/17/18	CASH	YOU BOUGHT	FEDERATED TREASURY OBLIGATIONS IS @ 1	518.42	(\$518.42)
04/19/18	CASH	YOU BOUGHT	FEDERATED TREASURY OBLIGATIONS IS @ 1	3,521.53	(\$3,521.53)
04/23/18	CASH	YOU BOUGHT	FEDERATED TREASURY OBLIGATIONS IS @ 1	817.47	(\$817.47)
04/25/18	CASH	YOU BOUGHT	FEDERATED TREASURY OBLIGATIONS IS @ 1	318.49	(\$318.49)
04/26/18	CASH	YOU BOUGHT	FEDERATED TREASURY OBLIGATIONS IS @ 1	297.26	(\$297.26)
04/30/18	CASH	YOU SOLD	FEDERATED TREASURY OBLIGATIONS IS @ 1	(9,953.84)	\$9,953.84
TOTAL CORE FUND ACTIVITY					(\$284.35)

ACTIVITY > ADDITIONS AND WITHDRAWALS > OTHER ADDITIONS AND WITHDRAWALS

Date	Account Type	Transaction	Description	Quantity	Amount
03/29/18	CASH	ADJUST WIRE TO BANK	WR41205289 AS OF 03-29		\$14,679.27

Fifth Third Securities, Inc.

Account carried with National Financial Services LLC, Member
NYSE, SIPC

MN_CEBFMZHTBBJHRJS_BBBBB 20180430

Statement for the Period April 1, 2018 to April 30, 2018

MEDINA CITY SCHOOLS - Corporation
Account Number: [REDACTED]



ACTIVITY > ADDITIONS AND WITHDRAWALS > OTHER ADDITIONS AND WITHDRAWALS *continued*

Date	Account Type	Transaction	Description	Quantity	Amount
04/02/18	CASH	WIRE TRANS TO BANK	WD54850187		(\$14,679.27)
04/30/18	CASH	WIRE TRANS TO BANK	WD55053628		(\$11,190.79)
Total Other Additions and Withdrawals					(\$11,190.79)
TOTAL ADDITIONS AND WITHDRAWALS					(\$11,190.79)

ACTIVITY > INCOME > TAXABLE INCOME

Settlement Date	Account Type	Transaction	Description	Quantity	Amount
Taxable Dividends					
03/29/18	CASH	DIVIDEND RECEIVED	FEDERATED TREASURY OBLIGATIONS IS DIVIDEND RECEIVED		\$509.18
Total Taxable Dividends					\$509.18
Taxable Interest					
03/30/18	CASH	INTEREST	FIRST CHOICE BK CERRITOS CALIF CD 1.50000% 06/30/2021		\$308.22
03/31/18	CASH	INTEREST	FIRST ST BK DEQUEEN ARK CD 1.75000% 08/31/2022		\$368.60
03/31/18	CASH	INTEREST	TRADITION CAP BK EDINA MINN CD 1.35000% 04/30/2019		\$286.64
04/01/18	CASH	INTEREST	WELLS FARGO BANK NATL ASSN CD 1.75000% 02/03/2020		\$371.58
04/07/18	CASH	INTEREST	SECURITY FED BK AIKEN S C CD 2.40000% 08/09/2021		\$499.40

Fifth Third Securities, Inc.

MN _CEBFMZHTBBJHRJS_BBBBB 20180430

Account carried with National Financial Services LLC, Member
NYSE, SIPC

Statement for the Period April 1, 2018 to April 30, 2018

MEDINA CITY SCHOOLS - Corporation
Account Number: [REDACTED]



ACTIVITY > INCOME > TAXABLE INCOME *continued*

Settlement Date	Account Type	Transaction	Description	Quantity	Amount
04/08/18	CASH	INTEREST	MB FINL BK NA CHIC. IL CD 1.30000% 02/08/2019		\$276.03
04/08/18	CASH	INTEREST	SUMMIT CMNTY BK MOOREFIELD WV CD 1.45000% 11/08/2019		\$307.88
04/10/18	CASH	INTEREST	FIRST CENY BK TAZEWEILL TENN CD 1.50000% 08/09/2019		\$318.49
04/12/18	CASH	INTEREST	FIRSTRUST SVGS BK PA CD 2.55000% 09/13/2021		\$530.61
04/13/18	CASH	INTEREST	PRIME ALLIANCE BK UTAH CD 2.30000% 03/15/2021		\$478.59
04/16/18	CASH	INTEREST	MEDALLION BK UTAH CD 2.45000% 02/16/2022		\$509.80
04/17/18	CASH	INTEREST	CAPITAL BK LITTLE ROCK CD 1.40000% 05/17/2019		\$297.26
04/17/18	CASH	INTEREST	COMMUNITY FINL SVCS BK KY CD 1.05000% 05/17/2018		\$221.16
04/19/18	CASH	INTEREST	CAPITAL ONE BK USA NATL ASSN CD 2.25000% 04/19/2021		\$2,748.70
04/19/18	CASH	INTEREST	FIRST FINL NORTHWEST BK RENTON CD 1.15000% 08/20/2018		\$242.22
04/19/18	CASH	INTEREST	NORTHPOINTE BK GRAND RAPIDS MI CD 2.55000% 07/19/2021		\$530.61
04/21/18	CASH	INTEREST	HARBORONE BK BROCKTON MA CD 1.40000% 02/21/2019		\$297.26

Fifth Third Securities, Inc.

MN_CEBFMZHTBBJHRJS_BBBBB 20180430

Account carried with National Financial Services LLC, Member
NYSE, SIPC

Statement for the Period April 1, 2018 to April 30, 2018

MEDINA CITY SCHOOLS - Corporation
Account Number: [REDACTED]

**ACTIVITY > INCOME > TAXABLE INCOME** *continued*

Settlement Date	Account Type	Transaction	Description	Quantity	Amount
04/21/18	CASH	INTEREST	KS STATEBANK MANHATTAN KS CD 2.50000% 06/21/2021		\$520.21
04/25/18	CASH	INTEREST	YADKIN VY BK &TR CO ELKIN N C CD 1.50000% 01/24/2020		\$318.49
04/26/18	CASH	INTEREST	WORLDS FOREMOST BK SYDNEY NEB CD 1.75000% 01/27/2020		\$297.26
04/29/18	CASH	INTEREST	FIRSTBANK PR SANTURCE CD 1.35000% 07/30/2018		\$284.35
04/30/18	CASH	INTEREST	FIRST CHOICE BK CERRITOS CALIF CD 1.50000% 06/30/2021		\$318.49
04/30/18	CASH	INTEREST	FIRST ST BK DEQUEEN ARK CD 1.75000% 08/31/2022		\$356.71
04/30/18	CASH	INTEREST	TRADITION CAP BK EDINA MINN CD 1.35000% 04/30/2019		\$277.40
Total Taxable Interest					\$10,965.96
Total Taxable Income					\$11,475.14
TOTAL INCOME					\$11,475.14

Fifth Third Securities, Inc.

MN_CEBFMZHTBBJHRJS_BBBBB 20180430

Account carried with National Financial Services LLC, Member
NYSE, SIPC

Brokerage
Account Statement

April 1, 2018 - April 30, 2018

Account Number: [REDACTED]

MEDINA CITY SCHOOLS
739 WEYMOUTH RD
MEDINA OH 44256-2037**Your Account Executive:**
ANDREW CARDINALI**Portfolio at a Glance**

	This Period
BEGINNING ACCOUNT VALUE	\$12,064,741.68
Deposits (Cash & Securities)	494,000.00
Withdrawals (Cash & Securities)	-21,264.38
Dividends, Interest and Other Income	18,885.48
Net Change in Portfolio¹	-7,829.99
ENDING ACCOUNT VALUE	\$12,548,532.79
Estimated Annual Income	\$237,888.50

¹ Net Change in Portfolio is the difference between the ending account value and beginning account value after activity.**Asset Summary**

Percent	Asset Type	Last Period	This Period
1%	Cash, Money Funds, and Bank Deposits	445.00	11.51
99%	Fixed Income	12,064,296.68	12,548,521.28
100%	Account Total	\$12,064,741.68	\$12,548,532.79

Please review your allocation periodically with your Account Executive.

Client Service Information**Your Account Executive:** ATT
ANDREW CARDINALI**Contact Information**
E-Mail Address:
customerservice@mbssecurities.com**Client Service Information**
Service Hours: Weekdays 09:00 a.m. - 05:00 p.m. (EST)
Client Service Telephone Number: (800) 967-9045
Web Site: WWW.MBSSECURITIES.COM

Your Account Information

INVESTMENT OBJECTIVE

Investment Objective: NONE SPECIFIED

Please discuss your investment objective with your Account Executive.

TAX LOT DEFAULT DISPOSITION METHOD

Default Method for Mutual Funds: First In First Out

Default Method for Stocks in a Dividend Reinvestment Plan: First In First Out

Default Method for all Other Securities: First In First Out

BOND AMORTIZATION ELECTIONS

Amortize premium on taxable bonds based on Constant Yield Method: Yes

Accrual market discount method for all other bond types: Constant Yield Method

Include market discount in income annually: No

ELECTRONIC DELIVERY

You have not selected any account communications for electronic delivery. To register and turn off paper communications, log in to your account or contact your Account Executive for more information.

Income and Expense Summary

	Current Period		Year-to-Date	
	Taxable	Non Taxable	Taxable	Non Taxable
Interest Income				
Other Interest	18,885.48	0.00	57,383.21	0.00
Total Dividends, Interest, Income and Expenses	\$18,885.48	\$0.00	\$57,383.21	\$0.00

Accrued Interest Summary

	Current Period		Year-to-Date	
	Taxable	Non Taxable	Taxable	Non Taxable
Accrued Interest Paid				
Other Accrued Interest	-54.59	0.00	-72.45	0.00
Total Accrued Interest Paid	-\$54.59	\$0.00	-\$72.45	\$0.00
Accrued Interest Received				
Other Accrued Interest	0.00	0.00	540.69	0.00
Total Accrued Interest Received	\$0.00	\$0.00	\$540.69	\$0.00



April 1, 2018 - April 30, 2018
MEDINA CITY SCHOOLS

Portfolio Holdings

Description	Quantity	Opening Balance	Closing Balance	Accrued Income	30-Day Yield
CASH, MONEY FUNDS, AND BANK DEPOSITS 1.00% of Portfolio					
Cash Balance		445.00	11.51		
TOTAL CASH, MONEY FUNDS, AND BANK DEPOSITS		\$445.00	\$11.51	\$0.00	

Description	Quantity	Market Price	Market Value	Accrued Interest	Estimated Annual Income	Estimated Yield
FIXED INCOME 99.00% of Portfolio (In Maturity Date Sequence)						
Certificates of Deposit						
¹ COMPASS BK BIRMINGHAM ALA CTF DEP ACT/365 AT-MATURITY 1.450% 05/18/18 B/E DTD 08/18/17 Security Identifier: 20451PSJ6	248,000.000	99.9940	247,985.12	2,512.27	3,596.00	1.45%
EAST-WEST BK PASADENA CALIF CTF DEP ACT/365 AT-MATURITY 1.350% 06/15/18 B/E DTD 06/16/17 Security Identifier: 27579TPX2	245,000.000	99.9670	244,919.15	2,881.60	3,307.50	1.35%
INVESTORS BK SHORT HILLS NJ CTF DEP ACT/365 AT-MATURITY 1.450% 06/29/18 B/E DTD 06/30/17 1ST CPN DTE 06/29/18 Security Identifier: 46176PGV1	248,000.000	99.9680	247,920.64	2,995.02	3,596.00	1.45%
MORGAN STANLEY BK N A SALT LAKE CITY UTAH CTF DEP ACT/365 AT-MATURITY 1.500% 08/03/18 B/E DTD 08/03/17 Security Identifier: 61747MXR7	248,000.000	99.9340	247,836.32	2,751.78	3,720.00	1.50%
SAFRA NATL BK NEW YORK CTF DEP PROGRAM BOOK ENTRY 3/A2 INSTL CTF DEP 1.500% 09/18/18 B/E DTD 08/18/17 Security Identifier: 78658QT45	248,000.000	99.8730	247,685.04	703.23	3,720.00	1.50%
FRANKLIN SYNERGY BK TENN CTF DEP ACT/365 MONTHLY 1.500% 10/19/18 B/E DTD 07/19/17 1ST CPN DTE 08/19/17 Security Identifier: 35471TDM1	248,000.000	99.8180	247,548.64	112.11	3,720.00	1.50%

Portfolio Holdings (continued)

Description	Quantity	Market Price	Market Value	Accrued Interest	Estimated Annual Income	Estimated Yield
FIXED INCOME (continued)						
Certificates of Deposit (continued)						
AMERICAN EXPRESS FED SVGS BK INSTL CTF DEP PROGRAM BOOK INSTL CTF DEP 1.450% 11/05/18 B/E DTD 05/03/17 Security Identifier: 02587CEG1	248,000.000	99.7620	247,409.76	1,753.67	3,596.00	1.45%
PARKWAY BK & TR HARWOOD HEIGHTS ILL CTF DEP ACT/365 MONTHLY 1.750% 12/21/18 B/E DTD 12/22/17 Security Identifier: 70153RJE9	248,000.000	99.8610	247,655.28	95.12	4,340.00	1.75%
HANMI BK LOS ANGELES CALIF CTF DEP ACT/365 MONTHLY 1.550% 12/24/18 B/E DTD 06/23/17 1ST CPN DTE 07/23/17 Security Identifier: 410493CDO	248,000.000	99.7280	247,325.44	73.72	3,844.00	1.55%
LEGACYTEXAS BK PLANO CTF DEP ACT/365 MONTHLY 1.650% 01/08/19 B/E DTD 12/08/17 1ST CPN DTE 01/08/18 Security Identifier: 524680BM6	248,000.000	99.7690	247,427.12	246.64	4,092.00	1.65%
CHEMICAL BK MIDLAND MICH CTF DEP ACT/365 AT-MATURITY 1.850% 01/30/19 B/E DTD 01/30/18 1ST CPN DTE 01/30/19 Security Identifier: 163681CM9	245,000.000	99.8690	244,679.05	1,117.60	4,532.50	1.85%
BMO HARRIS BK NATL ASSN CHICAGO ILL CTF DEP ACT/365 AT-MATURITY 1.850% 01/31/19 B/E DTD 01/31/18 Security Identifier: 05581WUW3	245,000.000	99.8680	244,676.60	1,105.18	4,532.50	1.85%
CATHAY BK LOS ANGELES CALIF CTF DEP ACT/365 MONTHLY 1.700% 03/07/19 B/E DTD 09/07/17 1ST CPN DTE 10/07/17 Security Identifier: 149159LG8	248,000.000	99.6870	247,223.76	265.67	4,216.00	1.70%
WASHINGTON TR CO WESTERLY R I CTF DEP ACT/365 SEMI-ANNUALLY 1.600% 03/08/19 B/E DTD 09/08/17 Security Identifier: 940637JJ1	248,000.000	99.5970	247,000.56	576.18	3,968.00	1.60%
BANK HOPE LOS ANGELES CA CTF DEP ACT/365 1.600% 03/22/19 B/E DTD 09/22/17 1ST CPN DTE 10/22/17 Security Identifier: 062683AN7	248,000.000	99.5630	246,916.24	86.97	3,968.00	1.60%



April 1, 2018 - April 30, 2018
 MEDINA CITY SCHOOLS

Portfolio Holdings (continued)

Description	Quantity	Market Price	Market Value	Accrued Interest	Estimated Annual Income	Estimated Yield
FIXED INCOME (continued)						
Certificates of Deposit (continued)						
LAKE CITY BK WARSAW IND CTF DEP ACT/365 MONTHLY 1.600% 03/22/19 B/E DTD 03/22/17 1ST CPN DTE 04/22/17 Security Identifier: 508176CH5	249,000.000	99.5630	247,911.87	87.32	3,984.00	1.60%
PEOPLES BK EWING VA CTF DEP ACT/365 MONTHLY 1.700% 03/28/19 B/E DTD 12/28/17 1ST CPN DTE 01/28/18 Security Identifier: 710347AK1	248,000.000	99.6370	247,099.76	23.10	4,216.00	1.70%
WHITNEY BK GULFPORT MS CTF DEP ACT/365 SEMI-ANNUALLY 1.650% 04/22/19 B/E DTD 04/20/17 1ST CPN DTE 10/20/17 Security Identifier: 966594AY9	248,000.000	99.5230	246,817.04	112.11	4,092.00	1.65%
UBS BK USA SALT LAKE CITY UT CTF DEP ACT/365 MONTHLY 2.150% 04/30/19 B/E DTD 04/30/18 1ST CPN DTE 05/30/18 Security Identifier: 90348JCL2	248,000.000	99.9960	247,990.08	0.00	5,332.00	2.15%
FIRST BK SOUTH PINES NORTH CAROLINA CTF DEP ACT/365 1.700% 05/31/19 B/E DTD 05/31/17 1ST CPN DTE 06/30/17 Security Identifier: 31931TEL5	247,000.000	99.4730	245,698.31	0.00	4,199.00	1.70%
MIDLAND STS BK EFFINGHAM ILL CTF DEP ACT/365 1.850% 06/14/19 B/E DTD 12/14/17 CALLABLE Security Identifier: 59774QFG2	248,000.000	99.6030	247,015.44	201.12	4,588.00	1.85%
FIDELITY BK NEW ORLEANS LA CTF DEP ACT/365 MONTHLY 1.900% 07/19/19 B/E DTD 01/19/18 1ST CPN DTE 02/19/18 Security Identifier: 31617CAH6	248,000.000	99.5770	246,950.96	142.01	4,712.00	1.90%
COMENITY CAP BK SALT LAKE CITY UTAH CTF DEP ACT/365 1.700% 07/24/19 B/E DTD 07/24/17 1ST CPN DTE 08/24/17 Security Identifier: 20033AVA1	248,000.000	99.3220	246,318.56	69.30	4,216.00	1.71%

Portfolio Holdings (continued)

Description	Quantity	Market Price	Market Value	Accrued Interest	Estimated Annual Income	Estimated Yield
FIXED INCOME (continued)						
Certificates of Deposit (continued)						
UNITY BK CLINTON NJ CTF DEP ACT/365 MONTHLY 1.950% 07/30/19 B/E DTD 01/30/18 1ST CPN DTE 02/28/18 Security Identifier: 91330ABJ5	248,000.000	99.6110	247,035.28	0.00	4,836.00	1.95%
SOUTHWEST NATL BK WICHITA KANS CTF DEP ACT/365 MONTHLY 2.000% 08/02/19 B/E DTD 02/02/18 1ST CPN DTE 03/02/18 Security Identifier: 845182BE3	248,000.000	99.6680	247,176.64	380.49	4,960.00	2.00%
MORGAN STANLEY PRIVATE BK NATL ASSN PUR N Y CTF DEP ACT/365 1.700% 08/05/19 B/E DTD 08/03/17 Security Identifier: 61760ACL1	248,000.000	99.2860	246,229.28	993.36	4,216.00	1.71%
STERLING BK POPLAR BLUFF MO CTF DEP ACT/365 MONTHLY 1.750% 08/08/19 B/E DTD 09/08/17 1ST CPN DTE 10/08/17 Security Identifier: 85916VCD5	248,000.000	99.3410	246,365.68	261.59	4,340.00	1.76%
CAPITAL ONE NATL ASSN MCLEAN VA CTF DEP ACT/365 1.700% 08/23/19 B/E DTD 08/23/17 1ST CPN DTE 02/23/18 Security Identifier: 14042RHJ3	248,000.000	99.2310	246,092.88	762.35	4,216.00	1.71%
ENERBANK USA SALT LAKE CITY UTAH CTF DEP ACT/365 MONTHLY 1.700% 09/16/19 B/E DTD 09/15/17 1ST CPN DTE 10/15/17 Security Identifier: 29266N6E2	248,000.000	99.1550	245,904.40	173.26	4,216.00	1.71%
BANKERS BK OKLA CITY CTF DEP ACT/365 MONTHLY 1.700% 09/20/19 B/E DTD 09/20/17 1ST CPN DTE 10/20/17 Security Identifier: 06610QDMO	248,000.000	99.1420	245,872.16	115.51	4,216.00	1.71%
FIRST NATL BK LONG IS N Y CTF DEP ACT/365 MONTHLY 2.300% 09/30/19 B/E DTD 03/28/18 1ST CPN DTE 04/28/18 Security Identifier: 329864AB8	248,000.000	99.9430	247,858.64	31.25	5,704.00	2.30%
MAGNOLIA BK INC KY CTF DEP ACT/365 MONTHLY 1.750% 10/11/19 B/E DTD 10/12/17 CALLABLE Security Identifier: 559582AA9	248,000.000	99.1410	245,869.68	214.03	4,340.00	1.76%



April 1, 2018 - April 30, 2018
 MEDINA CITY SCHOOLS

Portfolio Holdings (continued)

Description	Quantity	Market Price	Market Value	Accrued Interest	Estimated Annual Income	Estimated Yield
FIXED INCOME (continued)						
Certificates of Deposit (continued)						
MERRICK BK SOUTH JORDAN UTAH CTF DEP ACT/365 MONTHLY 1.700% 10/30/19 B/E DTD 10/30/17 1ST CPN DTE 11/30/17 Security Identifier: 59013JD22	248,000.000	99.0010	245,522.48	0.00	4,216.00	1.71%
BELMONT BK & TR CO CHICAGO IL CTF DEP ACT/365 MONTHLY 1.700% 11/06/19 B/E DTD 11/06/17 1ST CPN DTE 12/06/17 Security Identifier: 08016PCP2	248,000.000	98.9790	245,467.92	277.22	4,216.00	1.71%
KEARNY BK NEW JERSEY CTF DEP ACT/365 SEMI-ANNUALLY 1.700% 11/15/19 B/E DTD 11/15/17 1ST CPN DTE 05/15/18 Security Identifier: 48714LAE9	247,000.000	98.9510	244,408.97	1,909.68	4,199.00	1.71%
KENNEBEC SVGS BK AUGUSTA ME CTF DEP ACT/365 SEMI-ANNUALLY 1.700% 11/29/19 B/E DTD 11/28/17 Security Identifier: 489265AW8	247,000.000	98.8980	244,278.06	1,760.13	4,199.00	1.71%
NATIONWIDE BK COLUMBUS OHIO CTF DEP ACT/365 MONTHLY 1.850% 02/28/20 B/E DTD 11/30/17 1ST CPN DTE 12/30/17 Security Identifier: 63861NAK1	248,000.000	98.7910	245,001.68	0.00	4,588.00	1.87%
LIVE OAK BKG CO WILMINGTON N C CTF DEP ACT/365 2.400% 03/09/20 B/E DTD 03/09/18 1ST CPN DTE 04/01/18 Security Identifier: 538036DK7	248,000.000	99.7520	247,384.96	472.90	5,952.00	2.40%
STATE BK INDIA LOS ANGELES CALIF CTF DEP ACT/365 SEMI-ANNUALLY 2.500% 03/20/20 B/E DTD 03/21/18 Security Identifier: 85628YBG2	246,000.000	99.9060	245,768.76	673.97	6,150.00	2.50%
STIFEL BK & TR ST LOUIS MO CTF DEP ACT/365 2.550% 03/30/20 B/E DTD 03/29/18 1ST CPN DTE 04/29/18 Security Identifier: 86063QAD7	248,000.000	99.9770	247,942.96	17.33	6,324.00	2.55%

Portfolio Holdings (continued)

Description	Quantity	Market Price	Market Value	Accrued Interest	Estimated Annual Income	Estimated Yield
FIXED INCOME (continued)						
Certificates of Deposit (continued)						
WEBBANK SALT LAKE CITY UTAH CTF DEP ACT/365 MONTHLY 1.850% 03/30/20 B/E DTD 09/28/17 CALLABLE Security Identifier: 947547JQ9	248,000.000	98.6690	244,699.12	25.14	4,588.00	1.87%
BARCLAYS BK DEL RETAIL CTF DEP 3A2 PROGRAM BOOK ENTRY INSTL CTF DEP 1.950% 09/21/20 B/E DTD 09/20/17 Security Identifier: 06740KKUO	247,000.000	98.2900	242,776.30	541.03	4,816.50	1.98%
WEX BK MIDVALE UTAH CTF DEP ACT/365 SEMI-ANNUALLY 2.000% 10/19/20 B/E DTD 10/18/17 1ST CPN DTE 04/18/18 Security Identifier: 92937CGB8	247,000.000	98.3110	242,828.17	162.41	4,940.00	2.03%
GOLDMAN SACHS BK USA NEW YORK CTF DEP ACT/365 SEMI-ANNUALLY 2.050% 11/23/20 B/E DTD 11/22/17 Security Identifier: 38148PTD9	247,000.000	98.3240	242,860.28	2,205.74	5,063.50	2.08%
BLACKRIDGEBANK FARGO N D CTF DEP ACT/365 MONTHLY 2.100% 12/22/20 B/E DTD 12/22/17 CALLABLE 05/22/18 Security Identifier: 09248ABG4	248,000.000	98.3480	243,903.04	114.15	5,208.00	2.13%
MERCANTIL BK NATL ASSN CORAL GABLES FLA CTF DEP ACT/365 MONTHLY 2.200% 12/29/20 B/E DTD 12/29/17 Security Identifier: 58733AES4	248,000.000	98.5790	244,475.92	14.95	5,456.00	2.23%
DISCOVER BK GREENWOOD DEL CTF DEP ACT/365 2.500% 02/01/21 B/E DTD 01/31/18 1ST CPN DTE 07/31/18 CPN PMT SEMI ANNUAL Security Identifier: 254673LX2	246,000.000	99.2710	244,206.66	1,499.59	6,150.00	2.51%
CITIBANK NATL ASSN SIOUX FALLS S D CTF DEP ACT/365 SEMI-ANNUALLY 2.700% 03/29/21 B/E DTD 03/29/18 Security Identifier: 17312QH77	246,000.000	99.6870	245,230.02	582.31	6,642.00	2.70%
SYNCHRONY BK RETAIL CTF DEP PROGRAM BOOK ENTRY FIDELITY INSTL CTF DEP 2.700% 04/13/21 B/E DTD 04/13/18 Security Identifier: 87165FUN2	246,000.000	99.6570	245,156.22	309.35	6,642.00	2.70%



April 1, 2018 - April 30, 2018
 MEDINA CITY SCHOOLS

Portfolio Holdings (continued)

Description	Quantity	Market Price	Market Value	Accrued Interest	Estimated Annual Income	Estimated Yield
FIXED INCOME (continued)						
Certificates of Deposit (continued)						
TOWNEBANK PORTSMOUTH VA CTF DEP ACT/365 SEMI-ANNUALLY 2.800% 04/30/21 B/E DTD 04/30/18 1ST CPN DTE 10/30/18 Security Identifier: 89214PBL2	246,000.000	99.9080	245,773.68	0.00	6,888.00	2.80%
SALLIE MAE BK SALT LAKE CITY UT CTF DEP ACT/365 SEMI-ANNUALLY 2.650% 01/31/23 B/E DTD 01/31/18 Security Identifier: 795450J71	246,000.000	98.5450	242,420.70	1,589.56	6,519.00	2.68%
Total Certificates of Deposit:	12,622,000.000		\$12,548,521.28	\$32,999.02	\$237,888.50	
TOTAL FIXED INCOME	12,622,000.000		\$12,548,521.28	\$32,999.02	\$237,888.50	
TOTAL PORTFOLIO HOLDINGS				Accrued Interest	Estimated Annual Income	
				Market Value		
				\$12,548,532.79	\$32,999.02	\$237,888.50

¹ This bond is maturing.

Portfolio Holdings Disclosures

Pricing

This section includes the net market value of the securities in your account on a settlement date basis, including short positions, at the close of the statement period. The market prices, unless otherwise noted, have been obtained from independent vendor services, which we believe to be reliable. Market prices do not constitute a bid or an offer, and may differ from the actual sale price. Securities for which a price is not available are marked "N/A" and are omitted from the Total. THE AS OF PRICE DATE ONLY APPEARS WHEN THE PRICE DATE DOES NOT EQUAL THE STATEMENT DATE.

Estimated Annual Figures

The estimated annual income (EAI) and estimated annual yield (EAY) figures are estimates and for informational purposes only. These figures are not considered to be a forecast or guarantee of future results. These figures are computed using information from providers believed to be reliable; however, no assurance can be made as to the accuracy. Since interest and dividend rates are subject to change at any time, and may be affected by current and future economic, political, and business conditions, they should not be relied on for making investment, trading, or tax decisions. These figures assume that the position quantities, interest and dividend rates, and prices remain constant. A capital gain or return of principal may be included in the figures for certain securities, thereby overstating them. Refer to www.pershing.com/disclosures for specific details as to formulas used to calculate the figures.

Portfolio Holdings Disclosures (continued)

Estimated Annual Figures (continued)

Accrued interest represents interest earned but not yet received.

Reinvestment

The dollar amount of Mutual Fund distributions, Money Market Fund dividend income, Bank Deposit interest income, or dividends for other securities shown on your statement may have been reinvested. You will not receive confirmation of these reinvestments. Upon written request to your financial institution, information pertaining to these transactions, including the time of execution and the name of the person from whom your security was purchased, may be obtained. In dividend reinvestment transactions, Pershing acts as your agent and receives payment for order flow.

Option Disclosure

Information with respect to commissions and other charges incurred in connection with the execution of option transactions has been included in confirmations previously furnished to you. A summary of this information is available to you promptly upon your written request directed to your introducing firm. In order to assist your introducing firm in maintaining current background and financial information concerning your option accounts, please promptly advise them in writing of any material change in your investment objectives or financial situation. Expiring options which are valuable are exercised automatically pursuant to the exercise by exception procedure of the Options Clearing Corporation. Additional information regarding this procedure is available upon written request to your introducing firm.

Certificates of Deposit

Please be advised that the secondary market for CDs is generally illiquid; the actual value of CDs may be different from their purchase price; and a significant loss of principal could result if your CDs are sold prior to maturity. In the event that the CDs listed above do not indicate a market valuation, an accurate market value could not be determined. In the event that a price is listed above for your CDs, Pershing has obtained a price from sources deemed to be reliable or has priced your CDs using a matrix formula. Prices are estimates and the actual value you may obtain for your CD may be different if you elect to sell your CD in the secondary market.

Foreign Currency Transactions

Pershing will execute foreign currency transactions as principal for your account. Pershing may automatically convert foreign currency to or from U.S. dollars for dividends and similar corporate action transactions unless you instruct your financial organization otherwise. Pershing's currency conversion rate will not exceed the highest interbank conversion rate identified from customary banking sources on the conversion date or the prior business day, increased by up to 1%, unless a particular rate is required by applicable law. Your financial organization may also increase the currency conversion rate. This conversion rate may differ from rates in effect on the date you executed a transaction, incurred a charge, or received a credit. Transactions converted by agents (such as depositories) will be billed at the rates such agents use.

Proxy Vote

Securities not fully paid for in your margin account may be lent by Pershing to itself or others in accordance with the terms outlined in the Margin Agreement. The right to vote your shares held on margin may be reduced by the amount of shares on loan. The Proxy Voting Instruction Form sent to you may reflect a smaller number of shares entitled to vote than the number of shares in your margin account.

Activity Summary (All amounts shown are in base currency)

	Credits This Period	Debits This Period	Net This Period	Credits Year-to-Date	Debits Year-to-Date	Net Year-to-Date
Securities						
Securities Bought	0.00	-740,054.59	-740,054.59	0.00	-3,702,072.45	-3,702,072.45
Securities Sold	0.00	0.00	0.00	247,540.69	0.00	247,540.69
Total Securities	\$0.00	-\$740,054.59	-\$740,054.59	\$247,540.69	-\$3,702,072.45	-\$3,454,531.76
Dividends and Interest	\$18,885.48	\$0.00	\$18,885.48	\$57,383.21	\$0.00	\$57,383.21



April 1, 2018 - April 30, 2018
MEDINA CITY SCHOOLS

Activity Summary (continued)

	Credits This Period	Debits This Period	Net This Period	Credits Year-to-Date	Debits Year-to-Date	Net Year-to-Date
Distributions	\$248,000.00	\$0.00	\$248,000.00	\$744,000.00	\$0.00	\$744,000.00
Cash						
Withdrawals	0.00	-21,264.38	-21,264.38	0.00	-65,908.99	-65,908.99
Deposits	494,000.00	0.00	494,000.00	2,717,017.86	0.00	2,717,017.86
Total Cash	\$494,000.00	-\$21,264.38	\$472,735.62	\$2,717,017.86	-\$65,908.99	\$2,651,108.87
Totals	\$760,885.48	-\$761,318.97	-\$433.49	\$3,765,941.76	-\$3,767,981.44	-\$2,039.68

Transactions by Type of Activity

Process/ Settlement Date	Trade/ Transaction Date	Activity Type	Description	Quantity	Price	Accrued Interest	Amount	Currency
Securities Bought and Sold								
04/16/18	04/05/18	PURCHASED 87165FUN2	SYNCHRONY BK RETAIL CTF DEP ACT/365 2.700% 04/13/21 REG DTD 04/13/18 YLD 2.700 TO MAT	246,000.000	100.0000	-54.59	-246,054.59	USD
04/30/18	04/18/18	PURCHASED 90348JCL2	UBS BK USA SALT LAKE CITY UT CTF DEP ACT/365 MONTHLY 2.150% 04/30/19 DTD 04/30/18 YLD 2.150 TO MAT	248,000.000	100.0000		-248,000.00	USD
04/30/18	04/23/18	PURCHASED 89214PBL2	TOWNEBANK PORTSMOUTH VA CTF DEP ACT/365 SEMI-ANNUALLY 2.800% 04/30/21 B/E DTD 04/30/18 YLD 2.800 TO MAT	246,000.000	100.0000		-246,000.00	USD
Total Securities Bought and Sold						-\$54.59	-\$740,054.59	USD
Dividends and Interest								
04/02/18		BOND INTEREST RECEIVED 3193ITEL5	247000 FIRST BK SOUTH PINES NORTH CAROLINA CTF DEP ACT/365 1.700% 05/31/19 B/E DTD 05/31/17 RD 03/30 PD 03/31/18				356.63	USD
04/02/18		BOND INTEREST RECEIVED 538036DK7	248000 LIVE OAK BKG CO WILMINGTON N C CTF DEP ACT/365 2.400% 03/09/20 B/E DTD 03/09/18 RD 03/17 PD 04/01/18				375.06	USD
04/02/18		BOND INTEREST RECEIVED 59013JD22	248000 MERRICK BK SOUTH JORDAN UTAH CTF DEP ACT/365 MONTHLY 1.700% 10/30/19 B/E DTD 10/30/17 RD 03/15 PD 03/30/18				346.52	USD

Transactions by Type of Activity (continued)

Process/ Settlement Date	Trade/ Transaction Date	Activity Type	Description	Quantity	Price	Accrued Interest	Amount	Currency
Dividends and Interest (continued)								
04/02/18		BOND INTEREST RECEIVED 63861NAK1	248000 NATIONWIDE BK COLUMBUS OHIO CTF DEP ACT/365 MONTHLY 1.850% 02/28/20 B/E DTD 11/30/17 RD 03/15 PD 03/30/18				377.10	USD
04/02/18		BOND INTEREST RECEIVED 845182BE3	248000 SOUTHWEST NATL BK WICHITA KANS CTF DEP ACT/365 MONTHLY 2.000% 08/02/19 B/E DTD 02/02/18 RD 03/18 PD 04/02/18				421.26	USD
04/02/18		BOND INTEREST RECEIVED 91330ABJ5	248000 UNITY BK CLINTON NJ CTF DEP ACT/365 MONTHLY 1.950% 07/30/19 B/E DTD 01/30/18 RD 03/29 PD 03/30/18				397.48	USD
04/06/18		BOND INTEREST RECEIVED 08016PCP2	248000 BELMONT BK & TR CO CHICAGO IL CTF DEP ACT/365 MONTHLY 1.700% 11/06/19 B/E DTD 11/06/17 RD 03/22 PD 04/06/18				358.07	USD
04/09/18		BOND INTEREST RECEIVED 149159LG8	248000 CATHAY BK LOS ANGELES CALIF CTF DEP ACT/365 MONTHLY 1.700% 03/07/19 B/E DTD 09/07/17 RD 03/23 PD 04/07/18				358.07	USD
04/09/18		BOND INTEREST RECEIVED 524680BM6	248000 LEGACYTEXAS BK PLANO CTF DEP ACT/365 MONTHLY 1.650% 01/08/19 B/E DTD 12/08/17 RD 03/24 PD 04/08/18				347.54	USD
04/09/18		BOND INTEREST RECEIVED 85916VCD5	248000 STERLING BK POPLAR BLUFF MO CTF DEP ACT/365 MONTHLY 1.750% 08/08/19 B/E DTD 09/08/17 RD 03/24 PD 04/08/18				368.60	USD
04/12/18		BOND INTEREST RECEIVED 559582AA9	248000 MAGNOLIA BK INC KY CTF DEP ACT/365 MONTHLY 1.750% 10/11/19 B/E DTD 10/12/17 CLB RD 03/28 PD 04/12/18				368.60	USD
04/16/18		BOND INTEREST RECEIVED 29266N6E2	248000 ENERBANK USA SALT LAKE CITY UTAH CTF DEP ACT/365 MONTHLY 1.700% 09/16/19 B/E DTD 09/15/17 RD 03/31 PD 04/15/18				358.07	USD
04/16/18		BOND INTEREST RECEIVED 59774QFG2	248000 MIDLAND STS BK EFFINGHAM ILL CTF DEP ACT/365 1.850% 06/14/19 B/E DTD 12/14/17 CLB RD 03/30 PD 04/14/18				389.67	USD
04/17/18		BOND INTEREST RECEIVED 065680LN8	248000 BANK OF THE WEST SAN FRANCISCO CALIF CTF DEP ACT/365 AT-MATURITY 1.400% 04/16/18 B/E DTD 07/19/17 RD 04/13 PD 04/16/18				2,577.84	USD
04/18/18		BOND INTEREST RECEIVED 92937CGB8	247000 WEX BK MIDVALE UTAH CTF DEP ACT/365 SEMI-ANNUALLY 2.000% 10/19/20 B/E DTD 10/18/17 RD 04/03 PD 04/18/18				2,463.23	USD
04/19/18		BOND INTEREST RECEIVED 31617CAH6	248000 FIDELITY BK NEW ORLEANS LA CTF DEP ACT/365 MONTHLY 1.900% 07/19/19 B/E DTD 01/19/18 RD 04/04 PD 04/19/18				400.20	USD



April 1, 2018 - April 30, 2018
MEDINA CITY SCHOOLS

Transactions by Type of Activity (continued)

Process/ Settlement Date	Trade/ Transaction Date	Activity Type	Description	Quantity	Price	Accrued Interest	Amount	Currency
Dividends and Interest (continued)								
04/19/18		BOND INTEREST RECEIVED 35471TDM1	248000 FRANKLIN SYNERGY BK TENN CTF DEP ACT/365 MONTHLY 1.500% 10/19/18 B/E DTD 07/19/17 RD 04/04 PD 04/19/18				315.95	USD
04/20/18		BOND INTEREST RECEIVED 06610QDM0	248000 BANKERS BK OKLA CITY CTF DEP ACT/365 MONTHLY 1.700% 09/20/19 B/E DTD 09/20/17 RD 04/05 PD 04/20/18				358.07	USD
04/20/18		BOND INTEREST RECEIVED 966594AY9	248000 WHITNEY BK GULFPORT MS CTF DEP ACT/365 SEMI-ANNUALLY 1.650% 04/22/19 B/E DTD 04/20/17 RD 04/05 PD 04/20/18				2,040.39	USD
04/23/18		BOND INTEREST RECEIVED 062683AN7	248000 BANK HOPE LOS ANGELES CA CTF DEP ACT/365 1.600% 03/22/19 B/E DTD 09/22/17 RD 04/07 PD 04/22/18				337.01	USD
04/23/18		BOND INTEREST RECEIVED 09248ABG4	248000 BLACKRIDGEBANK FARGO N D CTF DEP ACT/365 MONTHLY 2.100% 12/22/20 B/E DTD 12/22/17 CLB RD 04/07 PD 04/22/18				442.32	USD
04/23/18		BOND INTEREST RECEIVED 410493CDO	248000 HANMI BK LOS ANGELES CALIF CTF DEP ACT/365 MONTHLY 1.550% 12/24/18 B/E DTD 06/23/17 RD 04/08 PD 04/23/18				326.48	USD
04/23/18		BOND INTEREST RECEIVED 508176CH5	249000 LAKE CITY BK WARSAW IND CTF DEP ACT/365 MONTHLY 1.600% 03/22/19 B/E DTD 03/22/17 RD 04/07 PD 04/22/18				338.37	USD
04/23/18		BOND INTEREST RECEIVED 70153RUE9	248000 PARKWAY BK & TR HARWOOD HEIGHTS ILL CTF DEP ACT/365 MONTHLY 1.750% 12/21/18 B/E DTD 12/22/17 RD 04/07 PD 04/22/18				368.60	USD
04/24/18		BOND INTEREST RECEIVED 20033AVA1	248000 COMENITY CAP BK SALT LAKE CITY UTAH CTF DEP ACT/365 1.700% 07/24/19 B/E DTD 07/24/17 RD 04/09 PD 04/24/18				358.07	USD
04/30/18		BOND INTEREST RECEIVED 31931TEL5	247000 FIRST BK SOUTH PINES NORTH CAROLINA CTF DEP ACT/365 1.700% 05/31/19 B/E DTD 05/31/17 RD 04/15 PD 04/30/18				345.12	USD

Transactions by Type of Activity (continued)

Process/ Settlement Date	Trade/ Transaction Date	Activity Type	Description	Quantity	Price	Accrued Interest	Amount	Currency
Dividends and Interest (continued)								
04/30/18		BOND INTEREST RECEIVED 329864AB8	248000 FIRST NATL BK LONG IS N Y CTF DEP ACT/365 MONTHLY 2.300% 09/30/19 B/E DTD 03/28/18 RD 04/13 PD 04/28/18				484.45	USD
04/30/18		BOND INTEREST RECEIVED 58733AES4	248000 MERCANTIL BK NATL ASSN CORAL GABLES FLA CTF DEP ACT/365 MONTHLY 2.200% 12/29/20 B/E DTD 12/29/17 RD 04/14 PD 04/29/18				463.39	USD
04/30/18		BOND INTEREST RECEIVED 59013JD22	248000 MERRICK BK SOUTH JORDAN UTAH CTF DEP ACT/365 MONTHLY 1.700% 10/30/19 B/E DTD 10/30/17 RD 04/15 PD 04/30/18				358.07	USD
04/30/18		BOND INTEREST RECEIVED 63861NAK1	248000 NATIONWIDE BK COLUMBUS OHIO CTF DEP ACT/365 MONTHLY 1.850% 02/28/20 B/E DTD 11/30/17 RD 04/15 PD 04/30/18				389.67	USD
04/30/18		BOND INTEREST RECEIVED 710347AK1	248000 PEOPLES BK EWING VA CTF DEP ACT/365 MONTHLY 1.700% 03/28/19 B/E DTD 12/28/17 RD 04/13 PD 04/28/18				358.07	USD
04/30/18		BOND INTEREST RECEIVED 86063QAD7	248000 STIFEL BK & TR ST LOUIS MO CTF DEP ACT/365 2.550% 03/30/20 B/E DTD 03/29/18 RD 04/14 PD 04/29/18				537.11	USD
04/30/18		BOND INTEREST RECEIVED 91330ABJ5	248000 UNITY BK CLINTON NJ CTF DEP ACT/365 MONTHLY 1.950% 07/30/19 B/E DTD 01/30/18 RD 04/27 PD 04/30/18				410.73	USD
04/30/18		BOND INTEREST RECEIVED 947547JQ9	248000 WEBBANK SALT LAKE CITY UTAH CTF DEP ACT/365 MONTHLY 1.850% 03/30/20 B/E DTD 09/28/17 CLB RD 04/13 PD 04/28/18				389.67	USD
Total Dividends and Interest						\$0.00	\$18,885.48	USD
Distributions								
04/16/18		SECURITY REDEEMED 065680LN8	BANK OF THE WEST SAN FRANCISCO CALIF CTF DEP ACT/365 AT-MATURITY 1.400% 04/16/18 B/E DTD 07/19/17 ACCOUNT REDEMPTION	-248,000.000			248,000.00	USD
Total Distributions						\$0.00	\$248,000.00	USD
Cash Withdrawals and Deposits								
04/03/18		ELECTRONIC TRANSACTION USD999997	SEND TO BANK FOR ACH [REDACTED]				-2,707.54	USD
04/06/18		ELECTRONIC TRANSACTION USD999997	SEND TO BANK FOR ACH [REDACTED]				-358.07	USD
04/10/18		ELECTRONIC TRANSACTION USD999997	SEND TO BANK FOR ACH [REDACTED]				-1,074.21	USD
04/12/18		ELECTRONIC TRANSACTION USD999997	SEND TO BANK FOR ACH [REDACTED]				-368.60	USD

April 1, 2018 - April 30, 2018
MEDINA CITY SCHOOLS

Transactions by Type of Activity (continued)

Process/ Settlement Date	Trade/ Transaction Date	Activity Type	Description	Quantity	Price	Accrued Interest	Amount	Currency
Cash Withdrawals and Deposits (continued)								
04/16/18		ELECTRONIC TRANSACTION USD999997	SEND TO BANK FOR ACH [REDACTED]				-1,945.41	USD
04/17/18		ELECTRONIC TRANSACTION USD999997	SEND TO BANK FOR ACH [REDACTED]				-3,325.58	USD
04/18/18		ELECTRONIC TRANSACTION USD999997	SEND TO BANK FOR ACH [REDACTED]				-2,463.23	USD
04/23/18		ELECTRONIC TRANSACTION USD999997	SEND TO BANK FOR ACH [REDACTED]				-4,927.39	USD
04/25/18		ELECTRONIC TRANSACTION USD999997	SEND TO BANK FOR ACH [REDACTED]				-358.07	USD
04/30/18		ELECTRONIC TRANSACTION USD999997	SEND TO BANK FOR ACH [REDACTED]				-3,736.28	USD
04/30/18		ELECTRONIC DEPOSIT USD999997	RECV FR BANK FOR ACH [REDACTED]				494,000.00	USD
Total Cash Withdrawals and Deposits						\$0.00	\$472,735.62	USD
Total Value of Transactions						-\$54.59	-\$433.49	USD

The price and quantity displayed may have been rounded.

Fixed Income Analysis

Bond Quality

Bond Quality	Market Value	% of Bond Market Value
Not Rated	12,548,521.28	100%
Total	12,548,521.28	100%

Bond Maturity Schedule



Bond Maturity	Market Value	% of Bond Market Value
Within 1 month	247,985.12	2%
1 to 6 months	1,235,909.79	10%
7 to 12 months	3,210,132.56	26%
1 to 5 years	7,854,493.81	62%
Total	12,548,521.28	100%

Percentages of bond market values are rounded to the nearest whole percentage.

Bond quality ratings reflect Moody's or Standard and Poor's ratings. Bonds may be rated by other services. Bonds that are in default are not included. Please refer to your Portfolio Holdings section.

You are 100% invested in bonds with a bond quality of Not Rated.

Trades Not Settled

Settlement Date	Trade Date	Activity Type	Description	Quantity	Price	Accrued Interest	Settlement Amount
05/04/18	04/25/18	Buy	ISRAEL DISC BK NEW YORK N Y CTF DEP ACT/365 2.700% 05/04/20 B/E DTD 05/04/18 YLD 2.700 TO	246,000.000	100.0000	0.00	-246,000.00

Total Amount of Trades Not Settled

-\$246,000.00

Messages

Although a money market mutual fund seeks to preserve the value of your investment at \$1 per share, it is possible to lose money by investing in a money market mutual fund. Shares of a money market mutual fund or the balance of a bank deposit product held in your brokerage account may be liquidated upon request with the proceeds credited to your brokerage account. Please see the money market mutual fund's prospectus or the bank deposit product's disclosure document or contact your advisor for additional information. Pursuant to SEC Rule 10b-10(b)(1) confirmations are not sent for purchases into money market mutual funds processed on the sweep platform.

Cash Not Yet Received

Security	Record Date	Payable Date	Quantity Held	Rate	Dividend Option	Amount of Payment
Interest						
AMERICAN EXPRESS FED SVGS BK INSTL CTF DEP PROGRAM BOOK	04/26/18	05/03/18	248,000.000	0.007190	Cash	1,783.22
BELMONT BK & TR CO CHICAGO IL CTF DEP ACT/365 MONTHLY	04/21/18	05/06/18	248,000.000	0.001397	Cash	346.52
CATHAY BK LOS ANGELES CALIF CTF DEP ACT/365 MONTHLY	04/22/18	05/07/18	248,000.000	0.001397	Cash	346.52



April 1, 2018 - April 30, 2018
MEDINA CITY SCHOOLS

Cash Not Yet Received (continued)

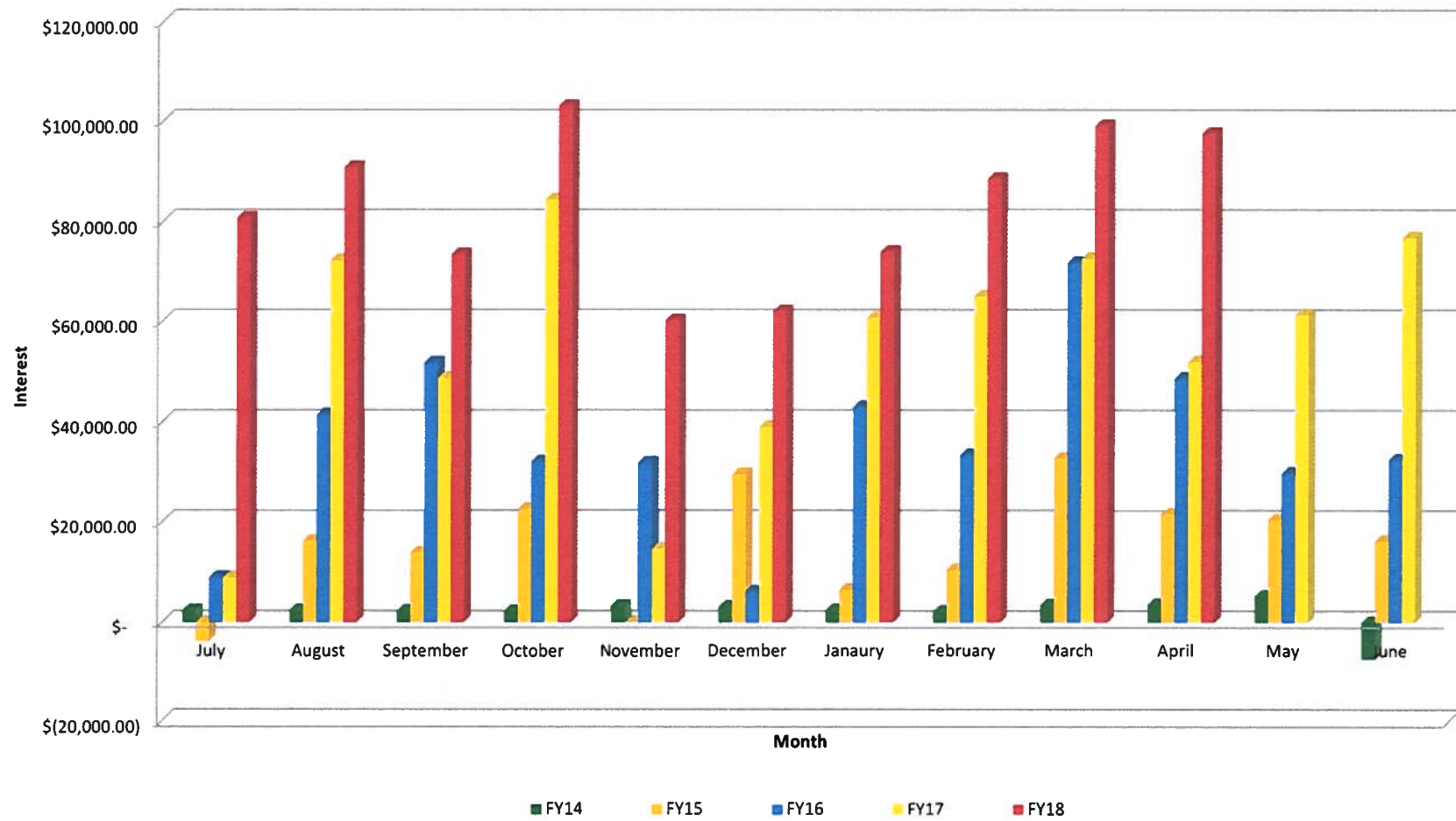
Security	Record Date	Payable Date	Quantity Held	Rate	Dividend Option	Amount of Payment
Interest (continued)						
ENERBANK USA SALT LAKE CITY UTAH CTF DEP ACT/365 MONTHLY	04/30/18	05/15/18	248,000.000	0.001397	Cash	346.52
KEARNY BK NEW JERSEY CTF DEP ACT/365 SEMI-ANNUALLY	04/30/18	05/15/18	247,000.000	0.008430	Cash	2,082.24
LEGACYTEXAS BK PLANO CTF DEP ACT/365 MONTHLY	04/23/18	05/08/18	248,000.000	0.001356	Cash	336.33
MAGNOLIA BK INC KY CTF DEP ACT/365 MONTHLY	04/27/18	05/12/18	248,000.000	0.001438	Cash	356.71
MIDLAND STS BK EFFINGHAM ILL CTF DEP ACT/365	04/29/18	05/14/18	248,000.000	0.001521	Cash	377.10
SOUTHWEST NATL BK WICHITA KANS CTF DEP ACT/365 MONTHLY	04/17/18	05/02/18	248,000.000	0.001644	Cash	407.67
STERLING BK POPLAR BLUFF MO CTF DEP ACT/365 MONTHLY	04/23/18	05/08/18	248,000.000	0.001438	Cash	356.71
Total Cash Not Yet Received						\$6,739.54

Assets shown here are not reflected in your account. This information has been received from sources we believe to be reliable. Pershing does not guarantee the accuracy of the information.

Important Information and Disclosures
The Role of Pershing

- Pershing carries your account as clearing broker pursuant to a clearing agreement with your financial institution. Pershing may accept from your financial institution without inquiry or investigation (i) orders for the purchase and sale of securities and other property and (ii) any other instructions concerning your account. Pershing is not responsible or liable for any acts or omissions of your financial institution or its employees and it does not supervise them. Pershing provides no investment advice nor does it assess the suitability of any transaction or order. Pershing acts as the agent of your financial institution and you agree that you will not hold Pershing or any person controlling or under common control with it liable for any investment losses incurred by you.
- Pershing performs several key functions at the direction of your financial institution. It acts as custodian for funds and securities you may deposit with it directly or through your financial institution or that it receives as the result of securities transactions it processes.
- Your financial institution is responsible for adherence to the securities laws, regulations and rules which apply to it regarding its own operations and the supervision of your account, its sales representatives and other personnel. Your financial institution is also responsible for approving the opening of accounts and obtaining account documents; the acceptance and, in certain instances, execution of securities orders; the assessment of the suitability of those transactions, where applicable; the rendering of investment advice, if any, to you and in general, for the ongoing relationship that it has with you.
- Inquiries concerning the positions and balances in your account may be directed to the Pershing Customer Service Department at (201) 413-3333. All other inquiries regarding your account or activity should be directed to your financial institution. Your financial organization's contact information can be found on the first page of this statement.
- For a description of other functions performed by Pershing please consult the Disclosure Statement provided to you upon the opening of your account. This notice is not meant as

Total Monthly Interest Earnings



FINANCIAL SUMMARY REPORT
Processing Month: April 2018
MEDINA CITY SCHOOL DISTRICT

Fnd	Scc	Description	Beginning Balance	MTD Revenues	FYTD Revenues	MTD Expenditures	FYTD Expenditures	Current Available Balance
001	0000	GENERAL FUND	39,370,833.97	2,293,813.40	65,846,145.75	5,917,243.23	60,288,899.15	44,928,080.57
002	0000	BOND RETIREMENT	1,264,996.56	10,344.23	1,236,038.33	7,975.44	1,375,926.66	1,125,108.23
002	9000	BOND RETIREMENT - NEW ELE	3,858,326.49	37,490.37	3,960,639.19	28,910.80	3,528,295.66	4,290,670.02
002	9012	LOCAL SALES TAX RETIREMEN	99,750.00	.00	1,261,668.75	.00	1,261,668.75	99,750.00
002	9014	CONSOLIDATION - ENERGY &	.00	.00	315,987.53	22,000.01	337,987.54	22,000.01-
003	0000	PERMANENT IMPROVEMENT FUN	126,628.88	.00	.00	.00	.00	126,628.88
003	9000	PERMANENT IMPROVEMENT FUN	989.14	.00	.00	.00	.00	989.14
003	9001	MEDINA CITY REC CENTER-PE	570,076.43	452.65	140,203.83	26,682.10	116,120.95	594,159.31
006	0000	LUNCHROOM FUND	48,061.37	237,716.36	1,858,905.40	162,959.85	1,855,527.03	51,439.74
007	9004	COLLINS SCHOLARSHIP/POST-	42.80	34.29	16,093.88	.00	.00	16,136.68
007	9110	ART TRUST - GARFIELD	10,064.72	21.78	182.87	.00	.00	10,247.59
007	9111	CHARLES STANGEL SCHOLARSH	.00	.00	500.00	.00	.00	500.00
007	9333	RIOS STUDENT LEADER SCHOL	26,200.26	65.79	4,757.60	.00	.00	30,957.86
007	9901	BIXLER SCHOLARSHIP FUND	125.00	.00	.00	.00	.00	125.00
008	9002	KANEHL MUSIC TRUST	29,102.27	63.08	581.69	.00	.00	29,683.96
008	9003	RICHARD HOFFMAN COLLINS M	607,680.86	.00	12,913.02	.00	.00	620,593.88
008	9112	ELAINE BUSHMAN FUND	17,304.04	26.29	463.94	.00	.00	17,767.98
009	9000	STAR	1,246.00	712.75	24,326.24	.00	.00	25,572.24
009	9110	UNIFORM SUPPLIES GARFIELD	10,879.47	245.75	4,026.75	480.32	6,720.86	8,185.36
009	9120	UNIFORM SUPPLIES - CANAVA	10,824.08	363.25	8,836.66	337.32	12,154.78	7,505.96
009	9130	UNIFORM SUPPLIES - FENN	22,661.05	580.00	9,912.75	742.31	15,140.16	17,433.64
009	9140	UNIFORM SUPPLIES - HERITA	5,210.26	91.50	9,381.73	35.79	10,584.70	4,007.29
009	9160	UNIFORM SUPPLIES - BLAKE	857.73	155.50	12,782.75	763.69	13,651.71	11.23-
009	9170	UNIFORM SUPPLIES - RALPH	11,977.26	52.50	15,839.75	666.69	15,889.50	11,927.51
009	9180	UNIFORM SUPPLIES - ELIZA	8,071.03	38.75	10,434.27	.00	13,779.92	4,725.38
009	9200	UNIFORM SUPPLIES - CLAGGE	56,537.37	1,296.00	23,767.16	534.42	28,081.49	52,223.04
009	9210	UNIFORM SUPPLIES - A.I. R	12,182.21	359.00	25,719.30	3,328.24	28,042.88	9,858.63
009	9300	UNIFORM SUPPLIES - SENIOR	41,811.27	5,594.75	140,095.59	19,300.80	95,948.41	85,958.45
009	9304	AVIATION/PHOTOGRAPHY	3.87	.00	.00	.00	.00	3.87
014	9016	MEDINA CNTY JUV DET CNTR	56,092.18	28,210.00	182,691.13	21,516.93	234,648.20	4,135.11
014	9111	CFIT FY11	5,550.01	.00	.00	.00	.00	5,550.01
014	9116	EVOLVE FY 16	69,606.72	109,773.00	538,585.50	38,131.44	545,960.49	62,231.73
016	0000	EMERGENCY LEVY	14,480,996.23	67,283.28	7,165,019.04	303,829.04	2,848,956.44	18,797,058.83
018	0000	PRINT SHOP	6,683.33	.00	.00	.00	.00	6,683.33
018	9000	PUBLIC SCHOOL SUPPORT - S	16.70	.00	.00	.00	.00	16.70
018	9110	PRINCIPAL'S FUND - GARFIE	30,043.47	7,590.60	10,892.28	354.35	4,506.26	36,429.49
018	9111	GARFIELD SCHOOL STORE	866.80	.00	200.00	.00	50.00	1,016.80
018	9113	GARFIELD MEDIA CENTER	726.76	37.97	989.95	.00	914.97	801.74
018	9120	PRINCIPAL - CANAVAN	49,481.36	3,217.40	6,405.40	1,570.55-	5,164.39	50,722.37
018	9122	CANAVAN SCHOOL STORE	586.69	.00	.00	.00	.00	586.69
018	9123	BOOK FAIR - CANAVAN	5,280.58	10.00	5,033.19	80.55	7,853.06	2,460.71
018	9130	PRINCIPAL - FENN	37,156.68	3,660.65	11,391.20	8,927.59	18,455.90	30,091.98
018	9132	FENN SCHOOL STORE	723.07	.00	474.40	.00	55.00	1,142.47
018	9133	BOOK FAIR - FENN	277.47	14.83	171.99	.00	.00	449.46
018	9135	MEDINA SKI TEAM - DISTRIC	5,409.19	.00	3,975.00	.00	5,634.15	3,750.04
018	9140	PRINCIPAL'S FUND - HERITA	28,070.00	2,830.50	14,840.81	1,292.91	8,878.15	34,032.66

F I N A N C I A L S U M M A R Y R E P O R T
Processing Month: April 2018
MEDINA CITY SCHOOL DISTRICT

Fnd	Sc	Description	Beginning Balance	MTD Revenues	FYTD Revenues	MTD Expenditures	FYTD Expenditures	Current Available Balance
018	9143	HERITAGE MEDIA CENTER	15,375.04	.00	4,828.88	.00	13,824.93	6,378.99
018	9160	PRINCIPAL'S FUND - H G BL	42,009.07	5,964.90	11,748.04	412.17	6,874.49	46,882.62
018	9161	LEADER IN ME - BLAKE	7,394.06	.00	.00	.00	.00	7,394.06
018	9163	BLAKE MEDIA CENTER	17,218.27	86.18	6,089.80	.00	5,821.65	17,486.42
018	9170	PRINCIPALS FUND - RALPH W	74,315.89	7,331.80	13,843.80	3,070.01	9,083.68	79,076.01
018	9171	WAITE SCHOOL STORE	50.00	.00	.00	.00	.00	50.00
018	9173	MEDIA CENTER RALPH WAITE	5,360.91	10.00	8,622.17	564.68	8,302.55	5,680.53
018	9174	FIELD TRIPS RALPH WAITE E	15,209.72	.00	.00	.00	.00	15,209.72
018	9180	PRINCIPALS FUND ELIZA NOR	43,613.19	5,480.60	8,795.60	155.98	5,041.02	47,367.77
018	9181	NORTHROP ELEMENTARY SCHOO	1,745.95	.00	.00	.00	125.00	1,620.95
018	9183	MEDIA CENTER ELIZA NORTHRO	7,702.33	.00	5,521.93	.00	4,920.27	8,303.99
018	9184	FIELD TRIPS ELIZA NORTHRO	146.00	.00	.00	.00	.00	146.00
018	9200	PRINCIPAL'S FUND - CLAGGE	84,752.98	297.00	16,108.32	3,254.25	17,285.73	83,575.57
018	9203	CLAGGETT M.S. MEDIA CENTE	4,507.83	33.43	3,966.13	.00	3,183.50	5,290.46
018	9210	PRINCIPAL'S FUND - ROOT M	13,333.52	90.00	34,987.27	844.24	10,428.12	37,892.67
018	9211	ROOT M.S. MEDIA CENTER	9,038.70	1.00	3,886.97	.00	3,266.61	9,659.06
018	9212	ROOT M.S. - WASHINGTON TR	355.00	.00	.00	.00	.00	355.00
018	9213	SPECIAL FUNDRAISER - ROOT	12,631.96	.00	.00	.00	12,631.94	.02
018	9300	PRINCIPAL'S FUND - SENIOR	43,812.78	450.32	29,149.33	563.41	24,805.16	48,156.95
018	9301	MEDIA CENTER FUND	1,407.80	.00	33.93	.00	221.85	1,219.88
018	9302	SPECIAL FUNDRAISER - SENI	37,086.18	.00	.00	.00	.00	37,086.18
018	9303	PERFORMING ARTS	101,955.40	160.00	14,509.80	1,232.09	26,208.03	90,257.17
018	9304	BUZZ	14,196.01	1,240.45	8,649.43	639.94	6,496.24	16,349.20
018	9305	FLEXIBLE CREDIT FUND	7,334.56	.00	150.00	.00	.00	7,484.56
018	9900	INSERVICE - CENTRAL	3,702.01	.00	.00	.00	.00	3,702.01
018	9901	PUBLIC SCHOOL SUPPORT - I	5,383.72	.00	553.00	553.00	719.95	5,216.77
018	9902	INSERVICE - SUPERINTENDEN	24,720.92	.00	.00	.00	.00	24,720.92
018	9903	BOARD/STUDENT DEVELOPMENT	2,800.00	.00	.00	.00	.00	2,800.00
018	9904	WELLNESS FUND	502.00	.00	.00	.00	.00	502.00
018	9905	PUBLIC SCHOOL SUPPORT/STU	54,192.50	.00	8,000.00	1,735.01	7,055.87	55,136.63
018	9906	COMMUNICATIONS - PUBLIC S	1,752.19	90.00	5,222.00	.00	4,723.71	2,250.48
018	9910	MAINTENANCE DEPARTMENT	3,902.36	.00	.00	.00	.00	3,902.36
018	9920	TRSP FUND	1,944.18	.00	354.55	.00	184.93	2,113.80
018	9930	Resource Connection	1,500.00	.00	.00	.00	.00	1,500.00
019	9000	ADAMH GRANT	642.00	.00	6,000.00	532.00	4,807.00	1,835.00
019	9008	MCDAC GRANT FY18	.00	20,592.00	82,368.00	12,734.58	117,508.90	35,140.90-
019	9018	LOWE'S LIGHT UP GARFIELD	48.08	.00	.00	.00	.00	48.08
019	9020	RIF PROGRAM GRANT - NORTH	400.73	.00	.00	.00	.00	400.73
019	9021	JENNINGS - BLAKE - BRYNIA	.82	.00	.00	.00	.00	.82
019	9023	PUBLIC EDUCATION LEADERSH	.01	.00	.00	.00	.00	.01
019	9029	MARTHA HOLDEN JENNINGS GR	6.82	.00	.00	.00	.00	6.82
019	9030	PERFORMANCE BASED ASSESSM	79.76	.00	.00	.00	.00	79.76
019	9031	PBA FY11	256.96	.00	.00	.00	.00	256.96
019	9113	ACS-HACH CHEMISTRY GRANT	96.34	.00	.00	.00	.00	96.34
019	9180	PPG INNOVATIVE CLASSROOM	15.31	.00	.00	.00	.00	15.31
019	9213	VIDEO CLUB GRANT - MHS	2.82	.00	.00	.00	.00	2.82

Processing Month: April 2018

(FINSUM)

MEDINA CITY SCHOOL DISTRICT

Fnd	Sc	Description	Beginning Balance	MTD Revenues	FYTD Revenues	MTD Expenditures	FYTD Expenditures	Current Available Balance
019	9300	MARTHA HOLDEN JENNINGS -	.00	.00	3,000.00	.00	3,000.00	.00
019	9313	JENNINGS - NORTHROP - MIL	13.86	.00	.00	.00	.00	13.86
019	9413	3M AND OTHER GRANT	152.03	.00	.00	.00	.00	152.03
019	9513	NEA STUDENT ACHIEVEMENT G	191.88	.00	.00	.00	.00	191.88
019	9613	FUEL UP - CONDOSTA - ROOT	492.05	.00	.00	.00	.00	492.05
019	9715	FUEL UP - BLAKE	23.82	.00	.00	.00	.00	23.82
020	9001	TRANSPORTATION ENTERPRISE	51,296.71	1,041.68	13,392.04	.00	4,804.25	59,884.50
022	9000	Unclaimed funds	27,461.10	.00	4,901.08	.00	331.25	32,030.93
022	9093	DIVERSION PROGRAM FED MON	1,000.00	.00	.00	.00	.00	1,000.00
022	9094	DIVERSION PROGRAM - FED.	1,000.00	.00	.00	.00	.00	1,000.00
022	9300	OH HIGH SCHOOL ATH ASSOC	1,053.98	.00	28,307.00	11,614.46	33,361.84	4,000.86-
024	9001	MEDICAL AND DRUG/SELF INS	6,269,529.07	715,964.41	7,128,209.60	603,526.71	6,395,881.92	7,001,856.75
024	9002	DENTAL SELF INSURANCE FUN	361,631.41	55,585.92	552,909.29	56,053.49	556,821.89	357,718.81
024	9094	FLEX PRO	59,014.82	19,741.48	163,165.12	15,945.55	156,768.39	65,411.55
027	0000	WORKMANS COMP.-SELF INS	181,567.56	10,860.69	120,788.60	13,932.09	181,198.29	121,157.87
071	9013	LOCAL SALES TAX PERMANENT	3,132,294.11	809,750.23	3,160,041.07	32,231.55	2,475,230.44	3,817,104.74
200	9110	GARFIELD STUDENT COUNCIL/	1,275.31	1.58	16.67	.00	548.82	743.16
200	9121	ELLA CANAVAN STUDENT COUN	936.98	2.24	527.70	.00	411.97	1,052.71
200	9134	FENN STUDENT BUSINESS	8.49	.02	.15	.00	.00	8.64
200	9140	STUDENT COUNCIL - HERITAG	147.71	.32	2.69	.00	.00	150.40
200	9184	NORTHROP ELEMENTARY STUDE	47.29	.10	.85	.00	.00	48.14
200	9185	K-KIDS KIWANIS ACTIVITY C	4,690.39	267.28	2,329.15	39.42	887.73	6,131.81
200	9202	CLAGGETT MIDDLE SCH. STUD	3,420.21	991.72	4,288.82	548.69	4,544.85	3,164.18
200	9204	CLAGGETT MIDDLE SCHOOL CH	474.76	1.03	8.63	.00	.00	483.39
200	9205	CLAGGETT MIDDLE SCH. BUIL	1,687.09	4.33	350.94	.00	.00	2,038.03
200	9209	CLAGGETT MIDDLE SCHOOL DR	16,602.63	41.56	7,030.65	.00	4,076.34	19,556.94
200	9252	CHEERLEADERS - ROOT M.S.	40.52	.09	.74	.00	.00	41.26
200	9253	BUILDERS' CLUB - ROOT M.S	3,173.55	7.49	352.09	.00	.00	3,525.64
200	9254	HONORS ACADEMY - ROOT	1,357.05	2,067.18	2,408.61	.00	385.00	3,380.66
200	9256	DRAMA CLUB - ROOT M.S.	4,025.46	9.85	1,797.06	.00	1,186.50	4,636.02
200	9257	ENVIRONMENTAL CLUB - ROOT	193.79	.00	1.40	.00	195.19	.00
200	9258	STUDENT COUNCIL - ROOT M.	2,262.74	5.68	2,310.68	675.00	1,902.63	2,670.79
200	9301	YOUNG AMERICANS FOR FREED	2,572.40	203.20	3,637.94	.00	.00	6,210.34
200	9302	ART CLUB	133.59	.29	30.48	.00	28.00	136.07
200	9303	INTERNATIONAL CULTURAL EX	361.39	.44	5.44	.00	161.84	204.99
200	9304	CAREER ASSOCIATION	242.25	.00	1.20	.00	243.08	.37
200	9305	CHEMCLUB	729.72	2.04	398.90	.00	167.39	961.23
200	9306	OPERATION SMILE	5.00	.23	223.75	119.92	119.92	108.83
200	9307	CHOIR	48,901.35	368.62	12,111.92	.00	16,491.31	44,521.96
200	9308	COMPUTER CLUB	71.61	.00	.25	.00	71.86	.00
200	9309	IMPROVE CLUB	270.18	.58	4.90	.00	.00	275.08
200	9310	DELTA EPSILON PHI - NAT'L	.45	.00	.00	.00	.00	.45
200	9312	DRAMA CLUB	35,932.97	4,459.90	13,008.15	6,552.29	9,931.61	39,009.51
200	9315	FELLOWSHIP OF CHRISTIAN A	276.12	.86	291.55	161.82	161.82	405.85
200	9316	FRENCH CLUB	8.71	.00	.00	.00	8.71	.00
200	9318	GIRLS LEADERSHIP CLUB	3,154.65	48.84	2,845.25	.00	898.17	5,101.73

F I N A N C I A L S U M M A R Y R E P O R T
Processing Month: April 2018
MEDINA CITY SCHOOL DISTRICT

Fnd	Scc	Description	Beginning Balance	MTD Revenues	FYTD Revenues	MTD Expenditures	FYTD Expenditures	Current Available Balance
200	9321	KEY CLUB	26,408.12	84.63	15,219.13	.00	1,802.10	39,825.15
200	9323	MEDINAMITE	411.25	161.05	636.79	.00	437.48	610.56
200	9324	MEDINIAN	25,424.46	769.60	15,218.15	.00	7,891.72	32,750.89
200	9325	MHS BAND	22,024.92	3,056.22	13,529.52	.00	13,359.81	22,194.63
200	9326	NATIONAL HONOR SOCIETY	9,211.36	3,807.02	3,953.93	385.00	479.89	12,685.40
200	9327	ORCHESTRA	21,549.16	49.02	2,029.89	.00	512.50	23,066.55
200	9330	SCIENCE OLYMPIAD CLUB	136.51	632.70	1,270.15	.00	136.98	1,269.68
200	9331	SKI CLUB	2.90	.01	.05	.00	.00	2.95
200	9332	SPANISH CLUB	8,512.58	32.13	4,381.57	.00	2,482.38	10,411.77
200	9333	STUDENT COUNCIL	39,753.53	1,998.61	40,810.93	2,761.50	34,634.34	45,930.12
200	9334	WORK STUDY CLUB	5,297.94	.00	18.26	.00	5,316.20	.00
200	9335	LATIN CLUB	1,660.53	4.22	5,306.84	.00	4,980.32	1,987.05
200	9336	INTERACT ORGANIZATION	1,607.69	.00	5.54	.00	1,613.23	.00
200	9337	AMERICAN SIGN LANGUAGE CL	166.14	.54	149.83	.00	62.55	253.42
200	9339	SPEECH/DEBATE CLUB	18,632.11	2,138.40	20,980.98	436.90	21,544.81	18,068.28
200	9340	S. A. D. D.	1,553.99	3.55	596.00	.00	481.38	1,668.61
200	9345	INTERNATIONAL CLUB	4,777.49	.00	16.47	.00	4,793.96	.00
200	9346	PENGUIN BOWL/NOSB	257.09	.56	505.59	.00	500.00	262.68
200	9350	TECHNOLOGY CLUB	124.72	.60	2,011.01	657.21	1,854.27	281.46
200	9351	THE JUNIOR STATESMEN OF A	1,190.32	.00	4.11	.00	1,194.43	.00
200	9352	VIDEO CLUB - SR HI	6,912.25	12.82	177.41	284.00	1,057.25	6,032.41
200	9353	CHINESE CLUB	730.31	1.92	272.67	.00	97.72	905.26
200	9355	GENDER AND SEXUALITY ALLI	1,280.92	111.61	1,022.97	57.00	1,009.24	1,294.65
200	9380	V O F T	31,641.16	60.37	2,212.12	.00	5,445.48	28,407.80
200	9416	CLASS OF 2016	2,452.99	.00	6.62-	.00	2,446.37	.00
200	9417	CLASS OF 2017	4,071.58	.00	14.04	.00	4,085.62	.00
200	9418	CLASS OF 2018	23,183.56	871.30	1,886.76	.00	17,402.02	7,668.30
200	9419	CLASS OF 2019	3,984.75	26.31	20,584.34	8,215.85	12,186.62	12,382.47
200	9420	CLASS OF 2020	2,025.20	8.61	2,115.19	.00	89.83	4,050.56
200	9421	CLASS OF 2021	.00	3.24	1,555.13	.00	29.85	1,525.28
200	9999	GENERIC STUDENT ACTIV. FD	.01	.00	.00	.00	.00	.01
300	0000	ATHLETIC FUND	195,045.47	12,106.22	316,382.45	10,681.66	321,469.37	189,958.55
300	9110	GARFIELD FIELD TRIPS	.00	1,300.00	1,790.00	2,000.00	2,220.42	430.42-
300	9120	CANAVAN FIELD TRIP	.00	4,597.00	5,688.00	.00	1,366.00	4,322.00
300	9121	WORLD WATCHER'S CLUB	7,362.04	.00	.00	.00	.00	7,362.04
300	9130	FENN FIELD TRIPS	.00	753.75	7,123.75	375.00	6,304.11	819.64
300	9140	HERITAGE FIELD TRIPS	.00	621.00	5,320.50	.00	5,293.00	27.50
300	9160	BLAKE FIELD TRIPS	170.00	433.00	6,984.00	5,900.00	6,266.00	888.00
300	9170	WAITE FIELD TRIPS	1,272.00	1,824.00	9,204.00	1,195.00	10,936.25	460.25-
300	9180	NORTHROP FIELD TRIPS	269.67	3,795.00	6,541.80	.00	2,703.93	4,107.54
300	9201	CLAGGETT MIDDLE SCH. BAND	26,295.12	.00	17,929.23	.00	14,129.88	30,094.47
300	9202	CLAGGETT MIDDLE SCH. ORCH	258.00	.00	.00	.00	.00	258.00
300	9203	CLAGGETT MIDDLE SCHOOL LI	370.00	.00	.00	.00	.00	370.00
300	9204	CLAGGETT M.S. CHOIR FUND	634.10	.00	.00	.00	.00	634.10
300	9208	CLAGGETT - 6TH GRADE TRIP	27,839.95	6,533.00	81,245.00	.00	97,288.79	11,796.16
300	9250	ROOT M.S. BAND FUND	17,270.76	.00	13,817.00	207.15	10,421.39	20,666.37

F I N A N C I A L S U M M A R Y R E P O R T
Processing Month: April 2018
MEDINA CITY SCHOOL DISTRICT

Fnd	Sc	Description	Beginning Balance	MTD Revenues	FYTD Revenues	MTD Expenditures	FYTD Expenditures	Current Available Balance
300	9251	ROOT M.S. ORCHESTRA FUND	1,228.15	.00	10.50	.00	.00	1,238.65
300	9252	ROOT M.S. CHOIR FUND	3,270.15	.00	.00	.00	.00	3,270.15
300	9253	ROOT M.S. BEEHIVE	407.27	116.83	781.42	88.93	368.98	819.71
300	9258	ROOT - DISTRICT SUPERVISE	99,129.46	28,356.75	49,648.00	.00	102,908.10	45,869.36
300	9259	ROOT DANCE TEAM	528.00	.00	.00	.00	528.00	.00
300	9301	BOWLING CLUB	.00	.00	3,200.00	.00	3,200.00	.00
300	9302	MENS VOLLEYBALL	8,302.21	4,901.75	4,901.75	505.00	1,359.15	11,844.81
300	9303	HUDDLE/SHUDDLE	1,502.31	.00	1,540.00	.00	827.21	2,215.10
300	9304	LINK CREW	4,010.40	.00	.00	.00	2,212.87	1,797.53
300	9305	MHS DANCE TEAM	1,450.54	.00	.00	.00	1,450.54	.00
300	9313	DRAMA/MUSICAL	11,987.17	.00	9,806.16	.00	10,723.82	11,069.51
300	9325	MHS BAND TRIP	7,854.12	.00	.00	.00	682.92	7,171.20
300	9334	BEEHIVE CAFE	18,441.36	2,862.00	15,314.66	1,208.61	15,701.83	18,054.19
300	9380	V O F T	640.58	.00	.00	.00	640.58	.00
300	9390	GLOBAL TRIPS	.00	1,008.00	2,485.00	2,485.00	2,485.00	.00
401	9016	AUXILIARY FUNDS/ST FRANCI	7,447.55	.00	.00	.00	7,447.55	.00
401	9017	AUXILIARY FUNDS/ST FRANCI	59,831.48	.00	3,436.20-	.00	56,357.87	37.41
401	9018	AUXILIARY FUNDS/ST FRANCI	.00	325.89	383,913.79	11,146.12	230,564.70	153,349.09
401	9026	AUX FUNDS NURTURY	5,654.05	.00	.00	.00	5,654.05	.00
401	9027	AUX FUNDS NURTURY	1,366.99	.00	2.05	.00	1,296.14	72.90
401	9028	AUX FUNDS NURTURY	.00	.00	2,731.10	.00	2,731.10	.00
401	9036	AUX FUNDS MCA	2,560.07	.00	.00	.00	2,560.07	.00
401	9037	AUX FUNDS MCA	34,290.21	.00	323.52	.00	34,674.10	60.37-
401	9038	AUX FUNDS MCA	.00	89.98	169,827.31	20,157.22	127,484.80	42,342.51
401	9046	AUX FUNDS KIDS COUNTRY	1,234.24	.00	.00	.00	1,234.24	.00
401	9047	AUX FUNDS KIDS COUNTRY	6,177.86	.00	10.27	.00	6,355.16	167.03-
401	9048	AUX FUNDS KIDS COUNTRY	.00	24.53	11,544.36	.00	.00	11,544.36
401	9066	SM WONDERS	1,644.12	.00	.00	.00	.00	1,644.12
432	9097	MANAGE. INFO. SYS. FUND	.80	.00	.00	.00	.00	.80
450	9008	SCHOOLNET PLUS FY2008: GR	1.00	.00	.00	.00	.00	1.00
451	9013	CONNECTIVITY 2013	800.00	.00	.00	.00	.00	800.00
451	9018	CONNECTIVITY FY18	.00	.00	19,800.00	19,236.00	19,236.00	564.00
452	9008	SCHOOLNET PROFESSIONAL DE	66.15	.00	.00	.00	.00	66.15
463	9017	ALT ED	219.48	.00	.00	.00	219.48	.00
499	9012	INTERN PSYCH FY12	45.81	.00	.00	.00	.00	45.81
499	9013	INTERN PSYCH FY13	39.97	.00	.00	.00	.00	39.97
499	9024	LOCAL GOVERNMENT INNOVATI	7,750.00	.00	.00	.00	.00	7,750.00
499	9039	INTERN PSYCHOLOGIST GRANT	2.20	.00	.00	.00	.00	2.20
499	9112	E-TECH BLENDED LEARNING G	321.71	.00	.00	.00	.00	321.71
506	9014	RESIDENT EDUCATOR GRANT	950.00	.00	.00	.00	.00	950.00
516	9015	TITLE VI-B	2,690.82	.00	.00	.00	.00	2,690.82
516	9016	TITLE VI-B	229.90	.00	.00	.00	.00	229.90
516	9017	TITLE VI-B	3,926.79	.00	213,979.27	.00	217,906.06	.00
516	9018	TITLE VI-B	.00	.00	868,922.32	104,910.36	1,024,272.59	155,350.27-
551	9118	TITLE III LEP	.00	.00	10,743.48	.00	10,743.48	.00
572	9017	TITLE I	41,715.90	.00	112,623.24	.00	154,339.14	.00

Date: 5/04/18

F I N A N C I A L S U M M A R Y R E P O R T
Processing Month: April 2018
MEDINA CITY SCHOOL DISTRICT

Page: 6
(FINSUM)

Fnd	Sc	Description	Beginning Balance	MTD Revenues	FYTD Revenues	MTD Expenditures	FYTD Expenditures	Current Available Balance
572	9018	TITLE I	.00	.00	245,998.81	42,384.93	305,869.03	59,870.22-
572	9116	TITLE I-D	2.83	.00	.00	.00	.00	2.83
572	9117	TITLE I-D	31,914.47	.00	87,811.70	.00	119,726.17	.00
572	9118	TITLE I-D	.00	.00	27,978.36	1,605.53	32,445.40	4,467.04-
587	9017	PRESCHOOL	4,661.62	.00	3,621.22	.00	8,282.84	.00
587	9018	PRESCHOOL	.00	.00	18,681.91	3,466.91	23,643.78	4,961.87-
590	9017	TITLE II-A	3,719.83	.00	.00	.00	3,719.83	.00
590	9018	TITLE II-A	.00	.00	88,884.61	4,064.08	98,144.04	9,259.43-
599	9018	TITLE IV-A STUDENT SUPPOR	.00	.00	7,190.63	537.18	8,626.27	1,435.64-
		Grand Total All Funds	72,792,031.29	4,558,887.52	97370,307.65	7,577,167.76	86101,789.68	84060,549.26
		Total Invested Funds	.00					

Check#	Check Date	Org Sta	Vendor Paid	Check Amount	Status Date
008101	04/06/2018	M/M	MEMO - U.S. BANK PURCHASE CARD	14,200.88	
008102	04/02/2018	M/M	MEMO - HUNTINGTON NAT'L BANK	22,000.00	
008103	04/02/2018	M/M	MEMO - MEDICAL MUTUAL	92,505.69	
008104	04/03/2018	M/M	MEMO - MEDICAL MUTUAL	83,838.06	
008105	04/10/2018	M/M	MEMO - MEDICAL MUTUAL	168,788.82	
008106	04/09/2018	M/M	GORDON FOOD SERVICE	5,048.73	
008107	04/09/2018	M/M	GORDON FOOD SERVICE	303.65	
008108	04/02/2018	M/M	MEMO - HUNTINGTON NAT'L BANK	.01	
008109	04/16/2018	M/M	GORDON FOOD SERVICE	3,239.23	
008110	04/16/2018	M/M	GORDON FOOD SERVICE	10.07	
008111	04/17/2018	M/M	MEMO - MEDICAL MUTUAL	118,832.41	
008112	04/25/2018	M/M	GORDON FOOD SERVICE	5,365.96	
008113	04/25/2018	M/M	GORDON FOOD SERVICE	238.82	
008114	04/25/2018	M/M	SYSCO CLEVELAND INC	23,735.58	
008115	04/25/2018	M/M	SYSCO CLEVELAND INC	645.23	
008116	04/24/2018	M/M	MEMO - MEDICAL MUTUAL	139,561.73	
008117	04/13/2018	M/M	MEMO --S T R S	73,266.33	
008118	04/13/2018	M/M	MEMO --S E R S	3,714.69	
008119	04/13/2018	M/M	MEMO -MEDINA CITY SCHOOLS	313,393.78	
008120	04/13/2018	M/M	MEMO - HUNTINGTON NAT'L BANK	26,593.69	
008121	04/13/2018	M/M	MEMO - BUREAU WORK COMP	5,415.19	
008122	04/13/2018	M/M	MEMO MET LIFE INSURANCE	4,795.03	
008123	04/13/2018	M/M	OHIO DEPT OF ED - MEMO CK	114,297.27	
008124	04/27/2018	M/M	OHIO DEPT OF ED - MEMO CK	117,462.29	
008125	04/10/2018	M/M	MEMO MET LIFE INSURANCE	56,053.49	
008126	04/30/2018	M/M	GORDON FOOD SERVICE	5,520.54	
008127	04/30/2018	M/M	GORDON FOOD SERVICE	451.02	
008128	04/27/2018	M/M	MEMO --S T R S	72,704.87	
008129	04/27/2018	M/M	MEMO --S E R S	3,714.69	
008130	04/27/2018	M/M	MEMO -MEDINA CITY SCHOOLS	313,561.31	
008131	04/27/2018	M/M	MEMO - HUNTINGTON NAT'L BANK	26,615.10	
008132	04/27/2018	M/M	MEMO - BUREAU WORK COMP	5,445.50	
008133	04/30/2018	M/M	MEMO - BUREAU WORK COMP	13,932.09	
008134	04/30/2018	M/M	MEMO - P & A ADMINISTRATIVE	15,945.55	
008135	04/30/2018	M/M	STRS	515,136.00	
008136	04/30/2018	M/M	SERS - MEMO	179,318.85	
621957	04/11/2018	W/R	A&A FENCING	540.00	04/18/2018
621958	04/11/2018	W/R	ACT ASPIRE LLC	620.00	04/30/2018
621959	04/11/2018	W/R	ADVANCE AUTO PARTS	19.40	04/16/2018
621960	04/11/2018	W/R	AIRGAS USA, LLC	26.21	04/16/2018
621961	04/11/2018	W/R	AKRON BEARING COMPANY, INC.	1,962.26	04/19/2018
621962	04/11/2018	W/R	AKRON CHILDRENS HOSPITAL	25,932.65	04/19/2018
621963	04/11/2018	W/R	ALTITUDE HEADQUARTERS LLC	185.00	04/18/2018
621964	04/11/2018	W/R	AMY ROSENWALD	121.40	04/11/2018
621965	04/11/2018	W/R	ANDREW BRENNER	137.56	04/11/2018
621966	04/11/2018	W/R	ANGELA MARSALA	108.69	04/11/2018
621967	04/11/2018	W/R	ANGELA NUCKOLS	570.00	04/11/2018
621968	04/11/2018	W/R	ANTHONY BELSITO	108.00	04/13/2018
621969	04/11/2018	W/R	ARMSTRONG	544.51	04/17/2018
621970	04/11/2018	W/R	ARMSTRONG CABLE	204.90	04/17/2018
621971	04/11/2018	W/W	BARBARA A GIULIVO	20.00	
621972	04/11/2018	W/R	BLICK ART MATERIALS LLC	57.78	04/17/2018

Date: 5/04/2018

C H E C K R E G I S T E R
Processing Month: April 2018
MEDINA CITY SCHOOL DISTRICT

Page: 2
(CHKREG)

Check#	Check Date	Org Sta	Vendor Paid	Check Amount	Status Date
621973	04/11/2018	W/R	BOOKSOURCE	757.25	04/16/2018
621974	04/11/2018	W/R	DAIRYMENS	1,197.72	04/20/2018
621975	04/11/2018	W/R	BRADFORD SCOTT QUADE	484.31	04/11/2018
621976	04/11/2018	W/R	BRICKER & ECKLER LLP	1,500.00	04/17/2018
621977	04/11/2018	W/R	BRYAN FARSON	270.00	04/11/2018
621978	04/11/2018	W/R	BSN SPORTS LLC	1,840.49	04/17/2018
621979	04/11/2018	W/R	BUEHLER'S MARKETS	215.91	04/16/2018
621980	04/11/2018	W/R	CAPP USA, INC.	4,029.74	04/17/2018
621981	04/11/2018	W/R	CARDINAL BUS SALES &	236.70	04/16/2018
621982	04/11/2018	W/R	CAROLINA BIOLOGICAL SUPPLY CO.	314.46	04/16/2018
621983	04/11/2018	W/R	CENTERRA CO-OP	16,655.49	04/18/2018
621984	04/11/2018	W/R	CINTAS FIRST AID & SAFETY	106.01	04/19/2018
621985	04/11/2018	W/R	CINTAS CORPORATION	261.57	04/16/2018
621986	04/11/2018	W/R	CITY OF MEDINA	12,740.04	04/16/2018
621987	04/11/2018	W/R	CITY OF MEDINA	14,008.13	04/16/2018
621988	04/11/2018	W/R	CRAIG KOMAR	78.05	04/11/2018
621989	04/11/2018	W/R	CROWN TROPHY OF MEDINA	980.60	04/16/2018
621990	04/11/2018	W/R	CYNTHIA McCLINTOCK	39.42	04/11/2018
621991	04/11/2018	W/R	DANIEL SMITH	23.22	04/11/2018
621992	04/11/2018	W/R	CTB McGRAW-HILL	1,381.00	04/16/2018
621993	04/11/2018	W/R	DEMCO, INC.	250.29	04/17/2018
621994	04/11/2018	W/W	DIAMOND UMPIRE ASSOC.	275.00	
621995	04/11/2018	W/R	DISCOUNT SCHOOL SUPPLY	42.56	04/17/2018
621996	04/11/2018	W/R	EASY GRAPHICS CORP	410.00	04/17/2018
621997	04/11/2018	W/R	edHELPER	139.94	04/25/2018
621998	04/11/2018	W/R	ELECTRICAL APPLIANCE REPAIR	299.34	04/17/2018
621999	04/11/2018	W/R	ELIZABETH RISSMILLER	910.00	04/11/2018
622000	04/11/2018	W/R	ENNIS BRITTON CO LPA	217.00	04/11/2018
622001	04/11/2018	W/R	ESC OF MEDINA COUNTY	8,856.21	04/16/2018
622002	04/11/2018	W/R	FASTENAL COMPANY	125.73	04/17/2018
622003	04/11/2018	W/R	FOLLETT SCHOOL SOLUTIONS INC	1,262.97	04/19/2018
622004	04/11/2018	W/R	FOWLER COMPANY	3,095.00	04/16/2018
622005	04/11/2018	W/R	FRAN SCHOEN	4,672.00	04/16/2018
622006	04/11/2018	W/R	FRONTIER	16,784.97	04/19/2018
622007	04/11/2018	W/R	GENE PTACEK & SON	115.95	04/16/2018
622008	04/11/2018	W/R	NAPA AUTOMOTIVE PARTS & SERVIC	220.26	04/16/2018
622009	04/11/2018	W/R	GRAINGER SUPPLY CO	742.12	04/16/2018
622010	04/11/2018	W/R	GREAT LAKES BIOMEDICAL LTD	247.00	04/16/2018
622011	04/11/2018	W/R	GREATER MEDINA CHAMBER	129.00	04/20/2018
622012	04/11/2018	W/R	HEALTHCARE BILLING SERVICES	812.61	04/18/2018
622013	04/11/2018	W/R	HOUGHTON MIFFLIN	232.06	04/16/2018
622014	04/11/2018	W/R	ICANDI GRAPHICS	68.00	04/20/2018
622015	04/11/2018	W/R	ICE CREAM SPECIALTIES INC	367.77	04/13/2018
622016	04/11/2018	W/R	INNOVATIVE SOLUTIONS	1,970.00	04/19/2018
622017	04/11/2018	W/R	JADETRACK, LLC	16,830.00	04/23/2018
622018	04/11/2018	W/R	JENNIFER ENGLER	188.22	04/11/2018
622019	04/11/2018	W/R	JOHN METZNER	9.00	04/11/2018
622020	04/11/2018	W/R	JOHN WESTFALL JR	11.33	04/11/2018
622021	04/11/2018	W/R	JOSEPH GAUDIO	71.61	04/11/2018
622022	04/11/2018	W/R	JOSHEN PAPER & PACKAGING	704.22	04/16/2018
622023	04/11/2018	W/R	JULIE CREW	30.33	04/23/2018
622024	04/11/2018	W/R	JULIE GARAFOLLO	108.29	04/11/2018

Date: 5/04/2018

C H E C K R E G I S T E R
Processing Month: April 2018
MEDINA CITY SCHOOL DISTRICT

Page: 3
(CHKREG)

Check#	Check Date	Org Sta	Vendor Paid	Check Amount	Status Date
622025	04/11/2018	W/R	JUNIOR LIBRARY GUILD	2,719.00	04/16/2018
622026	04/11/2018	W/R	KATHLEEN FRAZER	275.13	04/11/2018
622027	04/11/2018	W/R	KIMBERLEIGH BERGEN	33.24	04/11/2018
622028	04/11/2018	W/R	KRISTI GACEK	13.16	04/11/2018
622029	04/11/2018	W/R	LANGUAGE LEARNING ASSOCIATES	7,105.00	04/11/2018
622030	04/11/2018	W/R	LODI LUMBER CO	86.67	04/16/2018
622031	04/11/2018	W/R	LORI S KELLY	2,501.00	04/11/2018
622032	04/11/2018	W/R	MACK'S, INC.	174.95	04/16/2018
622033	04/11/2018	W/R	MACKIN EDUCATIONAL RESOURCES	2,037.70	04/16/2018
622034	04/11/2018	W/R	MARY JARSTFER	40.93	04/11/2018
622035	04/11/2018	W/R	MCMASTER-CARR	15.13	04/16/2018
622036	04/11/2018	W/R	MCS FOOD SERVICE DEPT.	11.70	04/13/2018
622037	04/11/2018	W/R	MEDINA CITY SCHOOLS	42,051.01	04/13/2018
622038	04/11/2018	W/R	MEDINA COUNTY BOARD OF	2,757.00	04/17/2018
622039	04/11/2018	W/R	MEDINA COUNTY SANITARY	12,521.72	04/16/2018
622040	04/11/2018	W/R	MEDINA GLASS COMPANY	9.00	04/23/2018
622041	04/11/2018	W/R	MEDINA HARDWARE, INC	436.40	04/16/2018
622042	04/11/2018	W/R	MEDINA TRACTOR SALES	36.01	04/16/2018
622043	04/11/2018	W/R	MERITECH, INC	2,500.00	04/13/2018
622044	04/11/2018	W/R	MIDLAND HARDWARE COMPANY	66.07	04/16/2018
622045	04/11/2018	W/R	MIRACLE LEAGUE OF NORTHEAST OH	553.00	04/19/2018
622046	04/11/2018	W/R	MONTVILLE POLICE DEPARTMENT	12,737.28	04/16/2018
622047	04/11/2018	W/R	MT BUSINESS TECHNOLOGIES, INC.	955.66	04/16/2018
622048	04/11/2018	W/R	MUSIC THERAPY ENRICHMENT	575.00	04/24/2018
622049	04/11/2018	W/R	THE M CONLEY COMPANY	105.80	04/17/2018
622050	04/11/2018	W/R	NICKLES BAKERY	545.64	04/17/2018
622051	04/11/2018	W/R	OHIO EDISON COMPANY	80,730.10	04/16/2018
622052	04/11/2018	W/R	OHIO EDUCATION POLICY	1,500.00	04/20/2018
622053	04/11/2018	W/R	OHIO SCHOOLS COUNCIL- NAT GAS	17,333.17	04/13/2018
622054	04/11/2018	W/R	OSBORNE MEDINA, INC.	304.00	04/16/2018
622055	04/11/2018	W/R	OTC BRANDS INC	226.87	04/18/2018
622056	04/11/2018	W/R	OWEN M COUGHLIN, JR.	217.50	04/17/2018
622057	04/11/2018	W/R	CAFETERIA-PEPSI COLA ORDERS	560.35	04/18/2018
622058	04/11/2018	W/R	PESI, INC.	200.00	04/18/2018
622059	04/11/2018	W/R	PITNEY BOWES GLOBAL FINANCIAL	2,283.57	04/16/2018
622060	04/11/2018	W/R	POINT SPRING & DRIVESHAFT CO	691.80	04/17/2018
622061	04/11/2018	W/R	REALLY GOOD STUFF	123.45	04/17/2018
622062	04/11/2018	W/R	REDTREE INVESTMENT GROUP	1,507.73	04/24/2018
622063	04/11/2018	W/R	REINHARDT SUPPLY COMPANY	1,929.01	04/16/2018
622064	04/11/2018	W/R	RENAISSANCE LEARNING, INC.	2,622.75	04/17/2018
622065	04/11/2018	W/R	RJ VERNAK REFRIGERATION	887.50	04/18/2018
622066	04/11/2018	W/R	ROCHESTER 100, INC.	125.00	04/17/2018
622067	04/11/2018	W/R	SANSON COMPANY	1,490.55	04/17/2018
622068	04/11/2018	W/R	SCHOLASTIC BOOK CLUBS, INC	162.00	04/16/2018
622069	04/11/2018	W/R	SCHOLASTIC INC	185.75	04/16/2018
622070	04/11/2018	W/R	SCHOLASTIC INC.	242.22	04/16/2018
622071	04/11/2018	W/R	SCHOOL SPECIALTY, INC	2,394.73	04/19/2018
622072	04/11/2018	W/R	SENDERO THERAPIES, INC.	28,766.04	04/11/2018
622073	04/11/2018	W/R	SHAYNA SAMOSKY	114.40	04/11/2018
622074	04/11/2018	W/R	SHELLEY MACK	759.50	04/11/2018
622075	04/11/2018	W/R	SHERWIN WILLIAMS COMPANY	182.20	04/16/2018
622076	04/11/2018	W/R	SHIFFLER EQUIPMENT SALES INC	276.41	04/16/2018

Check#	Check Date	Org Sta	Vendor Paid	Check Amount	Status Date
622077	04/11/2018	W/R	SMITH PETERS KALAIL CO., LPA	1,845.60	04/13/2018
622078	04/11/2018	W/R	THINK SOCIAL PUBLISHING INC	272.09	04/20/2018
622079	04/11/2018	W/R	STAPLES BUSINESS ADVANTAGE	556.77	04/16/2018
622080	04/11/2018	W/R	STEPS ACADEMY	4,500.00	04/13/2018
622081	04/11/2018	W/R	STEVEN MISHLER	31.61	04/11/2018
622082	04/11/2018	W/R	SUMMIT COUNTY ESC	6,625.00	04/20/2018
622083	04/11/2018	W/R	TALBERT'S COMMERCIAL PRODUCTS	150.57	04/17/2018
622084	04/11/2018	W/R	TECHNOLOGY ENGINEERING	35,632.25	04/11/2018
622085	04/11/2018	W/R	THE MISSING PIECE LLC	481.25	04/30/2018
622086	04/11/2018	W/R	THERAPRO, INC	70.92	04/16/2018
622087	04/11/2018	W/R	THOMAS WORTHINGTON HIGH SCHOOL	112.50	04/19/2018
622088	04/11/2018	W/R	TINA CASSIDY	67.46	04/11/2018
622089	04/11/2018	W/R	TOBII DYNAVOX LLC	104.00	04/18/2018
622090	04/11/2018	W/R	TODD HODKEY	675.58	04/11/2018
622091	04/11/2018	W/R	TRANSPORTATION ACCESSORIES	1,430.96	04/17/2018
622092	04/11/2018	W/R	TREASURER, STATE OF OHIO	3,333.13	04/16/2018
622093	04/11/2018	W/W	UNIFIRST CORPORATION	280.06	
622094	04/11/2018	W/R	USA CUSTOM APPAREL LLC	3,853.00	04/16/2018
622095	04/11/2018	W/R	VERIZON WIRELESS	383.67	04/17/2018
622096	04/11/2018	W/R	W.B. MASON CO., INC.	14.24	04/16/2018
622097	04/11/2018	W/R	WARNER DIESEL FILTRATIION	1,600.00	04/16/2018
622098	04/11/2018	W/R	WENDY GOOD	61.09	04/11/2018
622099	04/11/2018	W/R	WOLFF BROS. SUPPLY, INC.	327.81	04/16/2018
622100	04/11/2018	W/R	YVONNE ERWIN FARROW	141.00	04/24/2018
622101	04/11/2018	W/R	ZINKAN ENTERPRISES, INC.	2,400.00	04/16/2018
622102	04/23/2018	W/R	ABC FIRE INC	184.50	04/25/2018
622103	04/23/2018	W/R	ABC THERAPY, LTD	13,663.75	04/23/2018
622104	04/23/2018	W/R	ADVANCE AUTO PARTS	253.96	04/27/2018
622105	04/23/2018	W/R	AGRICULTURAL DESIGN INC	480.00	04/27/2018
622106	04/23/2018	W/W	ANDERSON'S	25.98	
622107	04/23/2018	W/R	ANGELA NUCKOLS	810.00	04/23/2018
622108	04/23/2018	W/R	ANTHONY BELSITO	540.00	04/30/2018
622109	04/23/2018	W/R	APPLIED MSS	424.41	04/27/2018
622110	04/23/2018	W/R	AQUACLEAR	46.00	04/30/2018
622111	04/23/2018	W/R	ASCD	48.80	04/27/2018
622112	04/23/2018	W/W	ASHLEY LYNN HOWERTER	90.00	
622113	04/23/2018	W/W	AUTO-JET MUFFLER CORP.	4,664.60	
622114	04/23/2018	W/R	BARNES & NOBLE BOOKSELLERS,	647.40	04/30/2018
622115	04/23/2018	W/W	BATTELLE EDUCATION	2,000.00	
622116	04/23/2018	W/W	BAUMSPAGE.COM, LLC	94.99	
622117	04/23/2018	W/R	BETTY MILLER	124.53	04/23/2018
622118	04/23/2018	W/R	BEYOND WORDS: MUSIC & DANCE	300.00	04/30/2018
622119	04/23/2018	W/R	BIBIANA SEISLOVE	264.72	04/27/2018
622120	04/23/2018	W/R	BLICK ART MATERIALS LLC	7.98	04/30/2018
622121	04/23/2018	W/R	BOOKSOURCE	1,009.42	04/27/2018
622122	04/23/2018	W/R	DAIRYMENS	1,318.20	04/27/2018
622123	04/23/2018	W/R	BRADFORD SCOTT QUADE	305.00	04/23/2018
622124	04/23/2018	W/R	BREWER-GARRETT COMPANY	13,500.00	04/30/2018
622125	04/23/2018	W/R	BRIGHT IDEAS PRESS, LLC	35.50	04/27/2018
622126	04/23/2018	W/W	BRUNSWICK ATHLETIC DEPT	168.88	
622127	04/23/2018	W/R	BSN SPORTS LLC	34.44	04/30/2018
622128	04/23/2018	W/R	BUEHLER'S MARKETS	508.91	04/26/2018

Date: 5/04/2018

C H E C K R E G I S T E R
Processing Month: April 2018
MEDINA CITY SCHOOL DISTRICT

Page: 5
(CHKREG)

Check#	Check Date	Org Sta	Vendor Paid	Check Amount	Status Date
622129	04/23/2018	W/W	CANTON CITY SCHOOLS	756.95	
622130	04/23/2018	W/R	CARDINAL BUS SALES &	1,955.85	04/26/2018
622131	04/23/2018	W/R	CAROLINA BIOLOGICAL SUPPLY CO.	199.26	04/26/2018
622132	04/23/2018	W/R	CAMP CHRISTOPHER	5,820.00	04/30/2018
622133	04/23/2018	W/R	CDWG	2,194.62	04/27/2018
622134	04/23/2018	W/R	CENTERRA CO-OP	18,683.55	04/30/2018
622135	04/23/2018	W/R	CHARLES KASH	19.00	04/23/2018
622136	04/23/2018	W/R	CHERYL BELL	115.38	04/23/2018
622137	04/23/2018	W/R	CINTAS CORPORATION	639.33	04/27/2018
622138	04/23/2018	W/R	OHIO CERAMIC SUPPLY, INC.	180.00	04/27/2018
622139	04/23/2018	W/R	COLUMBIA GAS OF OHIO, INC	8,355.89	04/27/2018
622140	04/23/2018	W/R	COMDOC, INC.	204.90	04/27/2018
622141	04/23/2018	W/R	CONNEY SAFETY PRODUCTS	813.71	04/30/2018
622142	04/23/2018	W/W	CROSS THREAD SOLUTIONS LLC	217.06	
622143	04/23/2018	W/R	CUMMINS INTERSTATE POWER INC	902.83	04/27/2018
622144	04/23/2018	W/W	CYNTHIA GERITY	16.88	
622145	04/23/2018	W/W	DALE ELECTRONICS CORP	3,085.00	
622146	04/23/2018	W/R	DAMON INDUSTRIES INC	738.98	04/26/2018
622147	04/23/2018	W/R	DANENE BEAL	416.72	04/30/2018
622148	04/23/2018	W/R	DEBRA HICKS	60.97	04/23/2018
622149	04/23/2018	W/R	DELTA EDUCATION LLC	34.73	04/30/2018
622150	04/23/2018	W/R	DEMCO, INC.	581.49	04/27/2018
622151	04/23/2018	W/R	DENISE M REINKER	44.69	04/23/2018
622152	04/23/2018	W/W	DISCOUNT SCHOOL SUPPLY	190.37	
622153	04/23/2018	W/W	DYNAMIC SPORTS CONSTRUCTION	13,219.60	
622154	04/23/2018	W/R	EASY GRAPHICS CORP	85.00	04/30/2018
622155	04/23/2018	W/R	EDUCATION ALTERNATIVES	8,190.00	04/25/2018
622156	04/23/2018	W/R	EDUCATIONAL SERVICE CENTER	40,375.00	04/25/2018
622157	04/23/2018	W/R	ELIZABETH RISSMILLER	840.00	04/23/2018
622158	04/23/2018	W/R	ENTERPRISE FLEET MGMT INC.	9,523.72	04/27/2018
622159	04/23/2018	W/R	ESC OF MEDINA COUNTY	79,192.06	04/26/2018
622160	04/23/2018	W/R	FARMERS EXCHANGE CO INC	345.87	04/27/2018
622161	04/23/2018	W/W	FBN SYSTEMS, INC.	1,210.00	
622162	04/23/2018	W/W	BC TECHNOLOGIES CO	1,935.00	
622163	04/23/2018	W/R	FOLLETT SCHOOL SOLUTIONS INC	403.26	04/30/2018
622164	04/23/2018	W/R	FOWLER COMPANY	7,146.00	04/26/2018
622165	04/23/2018	W/R	FRONTIER	561.18	04/30/2018
622166	04/23/2018	W/R	GARDINER SERVICE COMPANY	4,303.00	04/26/2018
622167	04/23/2018	W/R	NAPA AUTOMOTIVE PARTS & SERVIC	105.93	04/27/2018
622168	04/23/2018	W/R	GOODWILL INDUSTRIES AKRON INC	3,445.00	04/23/2018
622169	04/23/2018	W/R	GORDON FOOD SERVICE	285.75	04/30/2018
622170	04/23/2018	W/R	GORDON FOOD SERVICE	16.57	04/30/2018
622171	04/23/2018	W/R	GREAT LAKES BIOMEDICAL LTD	285.00	04/26/2018
622172	04/23/2018	W/R	GREGORY MILLER	283.88	04/23/2018
622173	04/23/2018	W/R	HARPLEY CS LLC	200.00	04/23/2018
622174	04/23/2018	W/R	HORST'S VIOLIN SHOP	850.00	04/27/2018
622175	04/23/2018	W/R	ICE CREAM SPECIALTIES INC	758.68	04/25/2018
622176	04/23/2018	W/R	IMPACT GROUP PUBLIC RELATIONS	1,882.50	04/26/2018
622177	04/23/2018	W/W	INNOVATIVE SOLUTIONS	300.00	
622178	04/23/2018	W/R	JACKSON HIGH SCHOOL	325.00	04/26/2018
622179	04/23/2018	W/R	JAMA JOHNSON	9.49	04/23/2018
622180	04/23/2018	W/R	JODY PETERS	170.40	04/23/2018

Date: 5/04/2018

C H E C K R E G I S T E R
Processing Month: April 2018
MEDINA CITY SCHOOL DISTRICT

Page: 6
(CHKREG)

Check#	Check Date	Org Sta	Vendor Paid	Check Amount	Status Date
622181	04/23/2018	W/R	JOHN LEATHERMAN	161.22	04/23/2018
622182	04/23/2018	W/R	JOHNSON CONTROLS, INC.	2,329.00	04/30/2018
622183	04/23/2018	W/R	JORDAN OLSON	161.82	04/23/2018
622184	04/23/2018	W/R	JOSHEN PAPER & PACKAGING	845.64	04/26/2018
622185	04/23/2018	W/R	JULIE WEYAND	125.55	04/23/2018
622186	04/23/2018	W/R	KATHY MARRAS	99.27	04/23/2018
622187	04/23/2018	W/R	KAYLA RODRIGUEZ	39.99	04/23/2018
622188	04/23/2018	W/W	KIWANIS CLUB OF MEDINA	143.00	
622189	04/23/2018	W/R	KRISTEN KICKEL	188.99	04/26/2018
622190	04/23/2018	W/R	LANGUAGE LEARNING ASSOCIATES	14,770.00	04/23/2018
622191	04/23/2018	W/W	LIFETOUCH NATIONAL SCHOOLS	419.00	
622192	04/23/2018	W/R	LINDA CORNELL	97.05	04/23/2018
622193	04/23/2018	W/W	LORAIN COUNTY COMM. COLLEGE	375.00	
622194	04/23/2018	W/R	LORI S KELLY	3,080.50	04/23/2018
622195	04/23/2018	W/R	LYNN HOUGHTALING	128.70	04/23/2018
622196	04/23/2018	W/R	LYNSEY EICK	225.47	04/23/2018
622197	04/23/2018	W/R	M.C. DJ SERVICES, INC.	350.00	04/26/2018
622198	04/23/2018	W/R	MACKIN EDUCATIONAL RESOURCES	2,332.33	04/30/2018
622199	04/23/2018	W/R	MARCO'S PIZZA, INC	44.69	04/27/2018
622200	04/23/2018	W/R	MARY FRANZ	1,000.00	04/26/2018
622201	04/23/2018	W/R	MCS FOOD SERVICE DEPT.	491.86	04/25/2018
622202	04/23/2018	W/R	MEDINA CITY SCHOOLS	2,932.45	04/25/2018
622203	04/23/2018	W/W	MEDINA COUNTY PORT AUTHORITY	853.00	
622204	04/23/2018	W/R	MEGAN MONTGOMERY	49.95	04/23/2018
622205	04/23/2018	W/R	MELANIE ZELEZNIK	167.38	04/23/2018
622206	04/23/2018	W/R	MICHAEL WESNER	90.00	04/30/2018
622207	04/23/2018	W/R	MNJ TECHNOLOGIES DIRECT INC	1,051.00	04/27/2018
622208	04/23/2018	W/W	MONTVILLE POLICE DEPARTMENT	46.00	
622209	04/23/2018	W/R	MT BUSINESS TECHNOLOGIES, INC.	250.08	04/26/2018
622210	04/23/2018	W/R	MUSCULAR DYSTROPHY ASSOC.	822.00	04/25/2018
622211	04/23/2018	W/R	MUSIC IN MOTION	55.00	04/27/2018
622212	04/23/2018	W/R	MUSIC IS ELEMENTARY	30.00	04/26/2018
622213	04/23/2018	W/R	NAEIR	185.50	04/27/2018
622214	04/23/2018	W/R	NASCO	128.44	04/27/2018
622215	04/23/2018	W/R	NE DISTRICT ATHLETIC BOARD	3,221.50	04/30/2018
622216	04/23/2018	W/R	THE M CONLEY COMPANY	43.50	04/27/2018
622217	04/23/2018	W/R	NICHOLAS BRANDON MACLARREN	90.00	04/30/2018
622218	04/23/2018	W/R	NICKLES BAKERY	488.44	04/26/2018
622219	04/23/2018	W/R	NORTH GATEWAY TIRE CO INC	147.00	04/26/2018
622220	04/23/2018	W/R	OHIO ASSOC OF STUDENT COUNCILS	675.00	04/30/2018
622221	04/23/2018	W/R	OASBO	475.00	04/26/2018
622222	04/23/2018	W/R	OASSA	525.00	04/26/2018
622223	04/23/2018	W/R	OHIO EDISON COMPANY	603.02	04/26/2018
622224	04/23/2018	W/R	OTICON INC	21.50	04/26/2018
622225	04/23/2018	W/R	DARICE INC/PAT CATAN'S	791.03	04/30/2018
622226	04/23/2018	W/W	PATRICIA SALVATORE	90.00	
622227	04/23/2018	W/R	CAFETERIA-PEPSI COLA ORDERS	406.68	04/27/2018
622228	04/23/2018	W/R	PIONEER VALLEY BOOKS	22.00	04/30/2018
622229	04/23/2018	W/R	POINT SPRING & DRIVESHAFT CO	485.86	04/26/2018
622230	04/23/2018	W/R	PRAXAIR	23.89	04/30/2018
622231	04/23/2018	W/R	PSAT NMSQT	15,472.00	04/27/2018
622232	04/23/2018	W/W	REINHARDT SUPPLY COMPANY	3,000.86	

Date: 5/04/2018

C H E C K R E G I S T E R
Processing Month: April 2018
MEDINA CITY SCHOOL DISTRICT

Page: 7
(CHKREG)

Check#	Check Date	Org Sta	Vendor Paid	Check Amount	Status Date
622233	04/23/2018	W/R	RONALD L FULLER	121.44	04/23/2018
622234	04/23/2018	W/R	SANDRA DEBNAR	48.89	04/23/2018
622235	04/23/2018	W/R	SANSON COMPANY	1,520.55	04/27/2018
622236	04/23/2018	W/R	SARGENT-WELCH LLC	480.60	04/26/2018
622237	04/23/2018	W/R	SC STRATEGIC SOLUTIONS LLC	439.20	04/30/2018
622238	04/23/2018	W/W	STATE SUPPORT TEAM REGION 8	20.00	
622239	04/23/2018	W/R	SCHOLASTIC INC.	11,546.05	04/27/2018
622240	04/23/2018	W/W	SCHOOL SPECIALTY, INC	2,280.46	
622241	04/23/2018	W/R	SHERWIN WILLIAMS COMPANY	88.79	04/27/2018
622242	04/23/2018	W/R	PHONAK LLC	2,458.09	04/27/2018
622243	04/23/2018	W/R	STANDARD WELDING & STEEL	292.38	04/27/2018
622244	04/23/2018	W/R	STANTON'S SHEET MUSIC INC	300.16	04/26/2018
622245	04/23/2018	W/R	STAPLES BUSINESS ADVANTAGE	496.69	04/27/2018
622246	04/23/2018	W/W	STEPHANIE NOVICKY	240.80	
622247	04/23/2018	W/R	MOVIE LICENSING USA	459.00	04/27/2018
622248	04/23/2018	W/R	TALBERT'S COMMERCIAL PRODUCTS	181.84	04/27/2018
622249	04/23/2018	W/R	TERESA TAYLOR	15.00	04/23/2018
622250	04/23/2018	W/R	TODD HODKEY	111.18	04/23/2018
622251	04/23/2018	W/R	TODD L GRICE	180.00	04/30/2018
622252	04/23/2018	W/W	TOTAL EDUCATION SOLUTIONS INC	8,545.00	
622253	04/23/2018	W/W	TRANSPORTATION ACCESSORIES	163.60	
622254	04/23/2018	W/R	USA CUSTOM APPAREL LLC	106.00	04/27/2018
622255	04/23/2018	W/W	WADSWORTH HIGH SCHOOL	721.76	
622256	04/23/2018	W/W	WHITAKER BROTHERS BUSINESS	142.95	
622257	04/23/2018	W/R	MacGILL DISCOUNT NURSE SUPPLY	210.99	04/27/2018
622258	04/23/2018	W/R	WOLFF BROS. SUPPLY, INC.	160.26	04/26/2018
622259	04/23/2018	W/W	WOOSTER HIGH SCHOOL	148.88	
622260	04/23/2018	W/R	WORLD TRUCK TOWING &	450.00	04/26/2018
622261	04/23/2018	B/B	ORFAN NOEMI HERRERA	50.00	
622262	04/23/2018	B/B	NICOLE FAITH ZRONEK	96.75	
622263	04/30/2018	W/W	ADVANCE AUTO PARTS	94.00	
622264	04/30/2018	W/W	AIRGAS USA, LLC	63.76	
622265	04/30/2018	W/W	AKRON BEARING COMPANY, INC.	609.83	
622266	04/30/2018	W/W	ALAN T ROLAND	90.00	
622267	04/30/2018	W/W	ALLISON AUKERMAN	250.00	
622268	04/30/2018	W/W	AMAZON.COM	6,722.21	
622269	04/30/2018	W/W	AMY M SAWAN	1,440.00	
622270	04/30/2018	W/W	AMY ROSENWALD	21.75	
622271	04/30/2018	W/W	ANGELA NUCKOLS	1,860.00	
622272	04/30/2018	W/W	APEX MARKETING SOLUTIONS	6,627.39	
622273	04/30/2018	W/W	ARBOR SCIENTIFIC	162.51	
622274	04/30/2018	W/W	ARNOLD ARCHITECTURAL	960.00	
622275	04/30/2018	W/W	AUSTIN ARGABRIGHT	209.90	
622276	04/30/2018	W/W	BETTY MILLER	99.76	
622277	04/30/2018	W/W	BLICK ART MATERIALS LLC	1,844.00	
622278	04/30/2018	W/W	BOOKSOURCE	796.70	
622279	04/30/2018	W/W	DAIRYMENS	2,477.74	
622280	04/30/2018	W/W	BUEHLER'S MARKETS	538.77	
622281	04/30/2018	W/W	BUZZARD TOOLS LLC	125.06	
622282	04/30/2018	W/W	CAPP USA, INC.	5,152.25	
622283	04/30/2018	W/W	CARDINAL BUS SALES &	104.38	
622284	04/30/2018	W/W	CAROLINA BIOLOGICAL SUPPLY CO.	111.78	

Date: 5/04/2018

C H E C K R E G I S T E R
Processing Month: April 2018
MEDINA CITY SCHOOL DISTRICT

Page: 8
(CHKREG)

Check#	Check Date	Org Sta	Vendor Paid	Check Amount	Status Date
622285	04/30/2018	W/W	CAMP CHRISTOPHER	3,660.00	
622286	04/30/2018	W/W	CDWG	6,094.46	
622287	04/30/2018	W/W	CENTRAL INSTRUMENT CO.	1,397.94	
622288	04/30/2018	W/W	CINTAS CORPORATION	556.74	
622289	04/30/2018	W/W	CITIZEN X INC	440.00	
622290	04/30/2018	W/W	COLUMBIA GAS OF OHIO, INC	47.01	
622291	04/30/2018	W/W	CONNIE LAHR	52.08	
622292	04/30/2018	W/W	CPM EDUCATIONAL PROGRAM	116.60	
622293	04/30/2018	W/W	CR & J SALES, INC	294.00	
622294	04/30/2018	W/W	CROWN TROPHY OF MEDINA	410.34	
622295	04/30/2018	W/W	CUMMINS INTERSTATE POWER INC	306.55	
622296	04/30/2018	W/W	DARLENE SPARKS	98.59	
622297	04/30/2018	W/W	DAVID LAUB	19.00	
622298	04/30/2018	W/W	DAVID MCGURK	90.00	
622299	04/30/2018	W/W	DISCOUNT MAGAZINE	505.35	
622300	04/30/2018	W/W	DISCOVERY EDUCATION INC	55.50	
622301	04/30/2018	W/W	EASY GRAPHICS CORP	20,500.00	
622302	04/30/2018	W/W	ESC OF MEDINA COUNTY	70.68	
622303	04/30/2018	W/W	EVERSHARP POWER EQUIPMENT, INC	191.25	
622304	04/30/2018	W/W	FLINN SCIENTIFIC, INC.	97.42	
622305	04/30/2018	W/W	FLOWER GALLERY LLC	180.00	
622306	04/30/2018	W/W	FREE SPIRIT PUBLISHING INC	131.95	
622307	04/30/2018	W/W	NAPA AUTOMOTIVE PARTS & SERVIC	236.56	
622308	04/30/2018	W/W	GORDON FOOD SERVICE	474.66	
622309	04/30/2018	W/W	GORDON FOOD SERVICE	85.92	
622310	04/30/2018	W/W	GRAINGER SUPPLY CO	497.19	
622311	04/30/2018	W/W	HARPLEY CS LLC	1,500.00	
622312	04/30/2018	W/W	IMPACT GROUP PUBLIC RELATIONS	2,500.00	
622313	04/30/2018	W/W	JEANNE BLANKENSHIP	223.67	
622314	04/30/2018	W/W	JENNIFER PLATO-HAYDEN	48.00	
622315	04/30/2018	W/W	JESSICA NIEMANTSVERDRIET	5.60	
622316	04/30/2018	W/W	JOHNSTONE SUPPLY INC.	391.73	
622317	04/30/2018	W/W	JON E BURKHART	462.91	
622318	04/30/2018	W/W	JOSHEN PAPER & PACKAGING	405.68	
622319	04/30/2018	W/W	JW PEPPER & SON, INC.	94.88	
622320	04/30/2018	W/W	KNIGHT ATHLETICS, INC	12,502.50	
622321	04/30/2018	W/W	LAURA CALAIACOVO	1,045.00	
622322	04/30/2018	W/W	MACKIN EDUCATIONAL RESOURCES	603.03	
622323	04/30/2018	W/W	MARY JARSTFER	32.29	
622324	04/30/2018	W/W	McKINLEY MUSEUM OF HISTORY	560.00	
622325	04/30/2018	W/W	MEDINA SENIOR HIGH SCHOOL	300.00	
622326	04/30/2018	W/W	MEDINA TRACTOR SALES	4.60	
622327	04/30/2018	W/W	MEGAN PERKINS	210.00	
622328	04/30/2018	W/W	META SOLUTIONS	24,119.56	
622329	04/30/2018	W/W	MINDAN ALT	93.80	
622330	04/30/2018	W/W	MNJ TECHNOLOGIES DIRECT INC	1,308.00	
622331	04/30/2018	W/W	MONTVILLE POLICE DEPARTMENT	1,344.00	
622332	04/30/2018	W/W	MT BUSINESS TECHNOLOGIES, INC.	70.62	
622333	04/30/2018	W/W	NASSP	480.00	
622334	04/30/2018	W/W	NICKLES BAKERY	180.15	
622335	04/30/2018	W/W	OHIO ASSOC OF STUDENT COUNCILS	1,350.00	
622336	04/30/2018	W/W	OHIO DEPT OF JOB &	466.99	

Date: 5/04/2018

C H E C K R E G I S T E R
Processing Month: April 2018
MEDINA CITY SCHOOL DISTRICT

Page: 9
(CHKREG)

Check#	Check Date	Org Sta	Vendor Paid	Check Amount	Status Date
622337	04/30/2018	W/W	OHIO HIGH SCHOOL GOLF COACHES	25.00	
622338	04/30/2018	W/W	OHIO SCHOOL GIRLS LACROSSE	35.00	
622339	04/30/2018	W/W	OHM ADVISORS	17,000.00	
622340	04/30/2018	W/W	OHIO STATE EXTENTION OFFICE	500.00	
622341	04/30/2018	W/W	OTC BRANDS INC	129.47	
622342	04/30/2018	W/W	P & A ADMINISTRATIVE SERVICES	500.00	
622343	04/30/2018	W/W	DARICE INC/PAT CATAN'S	799.20	
622344	04/30/2018	W/W	POINT SPRING & DRIVESHAFT CO	3,163.40	
622345	04/30/2018	W/W	PRECISION PUMP INC	545.00	
622346	04/30/2018	W/W	RAFCOMM, INC.	67.22	
622347	04/30/2018	W/W	RAPIDWRISTBANDS.COM	57.00	
622348	04/30/2018	W/W	REINHARDT SUPPLY COMPANY	116.90	
622349	04/30/2018	W/W	RIDDELL ALL AMERICAN	1,931.53	
622350	04/30/2018	W/W	ROJEN COMPANY	24.60	
622351	04/30/2018	W/W	RONALD L FULLER	119.16	
622352	04/30/2018	W/W	SARGENT-WELCH LLC	101.62	
622353	04/30/2018	W/W	SC STRATEGIC SOLUTIONS LLC	180.00	
622354	04/30/2018	W/W	SCHOLASTIC BOOK CLUBS, INC	1,150.00	
622355	04/30/2018	W/W	SCHOLASTIC INC.	35.20	
622356	04/30/2018	W/W	SCHOOL SPECIALTY, INC	207.68	
622357	04/30/2018	W/W	SCRUBBER CITY INC	312.49	
622358	04/30/2018	W/W	SHERYL SCHRADER	10.88	
622359	04/30/2018	W/W	SPORTSWORLD	494.00	
622360	04/30/2018	W/W	SSI DIRECT	3,356.00	
622361	04/30/2018	W/W	STANDARD WELDING & STEEL	17.36	
622362	04/30/2018	W/W	STANTON'S SHEET MUSIC INC	956.41	
622363	04/30/2018	W/W	STAPLES BUSINESS ADVANTAGE	1,041.79	
622364	04/30/2018	W/W	SUBURBAN SCHOOL	68,435.00	
622365	04/30/2018	W/W	TALBERT'S COMMERCIAL PRODUCTS	141.66	
622366	04/30/2018	W/W	AUDITOR OF STATE'S OFFICE	1,157.00	
622367	04/30/2018	W/W	MT BUSINESS TECHNOLOGIES INC.	3,000.20	
622368	04/30/2018	W/W	VERIZON BUSINESS	851.37	
622369	04/30/2018	W/W	VIDEO SERVICE OF AMERICA	315.00	
622370	04/30/2018	W/W	WARD'S SCIENCE	101.84	
622371	04/30/2018	W/W	WOLFF BROS. SUPPLY, INC.	988.94	
622372	04/30/2018	B/B	EVELYN LEE	69.00	
622373	04/30/2018	B/B	HEATHER SHEERS	125.00	
622374	04/30/2018	B/B	NICOLE HULVEY	125.00	
622375	04/30/2018	B/B	PETER ELIOFF	62.50	
622376	04/30/2018	B/B	SUSAN SCOTT	62.50	
622377	04/30/2018	B/B	JESSICA SCOTT	56.00	
622378	04/30/2018	B/B	ORFAN NOEMI HERRERA	36.00	
622379	04/30/2018	B/B	JENNIFER RIDGWAY	5.00	
622380	04/30/2018	B/B	MELINDA MILLER	15.00	
622381	04/30/2018	B/B	DANA JOHNSON	5.00	
622382	04/30/2018	B/B	YI ZHAO	5.00	
622383	04/30/2018	B/B	JACQUELINE NELSON	5.00	
622384	04/30/2018	B/B	MICHAEL SEEDHOUSE	5.00	
622385	04/30/2018	B/B	TARA KAPLACK	5.00	
942379	04/13/2018	C/C	MEMO -MEDINA CITY SCHOOLS	1,791,878.85	
942380	04/27/2018	C/C	MEMO -MEDINA CITY SCHOOLS	1,794,756.96	

Date: 5/04/2018

C H E C K R E G I S T E R
Processing Month: April 2018
MEDINA CITY SCHOOL DISTRICT

Page: 10
(CHKREG)

Check#	Check Date	Org Sta	Vendor Paid	Check Amount	Status Date
--------	---------------	------------	-------------	-----------------	----------------

Total Checks Issued			\$ 7,164,876.57		
---------------------	--	--	-----------------	--	--

Date: 05/02/18
Time: 4:39 pm

MEDINA CITY SCHOOL DISTRICT
Appropriation Account Summary
SORTED BY FUND-SCC

Page: 1
(APPSUM)

FYTD Appropriated	Prior FY Carryover Encumbrances	FYTD Expendable	FYTD Actual Expenditures	MTD Actual Expenditures	Current Encumbrances	FYTD Unencumbered Balance	FYTD Percent Exp/Enc
*****TOTAL FOR FUND-SCC 001 0000 (GENERAL FUND):							
71,231,065.80	967,514.77	72,198,580.57	60,288,849.25	5,917,193.33	1,758,637.21	10,151,094.11	85.94
=====							
*****TOTAL FOR FUND-SCC 002 0000 (BOND RETIREMENT):							
1,414,750.00	0.00	1,414,750.00	1,375,926.66	7,975.44	33,750.00	5,073.34	99.64
=====							
*****TOTAL FOR FUND-SCC 002 9000 (BOND RETIREMENT - NEW ELEM/SR HIGH):							
4,293,911.50	0.00	4,293,911.50	3,528,295.66	28,910.80	749,393.25	16,222.59	99.62
=====							
*****TOTAL FOR FUND-SCC 002 9012 (LOCAL SALES TAX RETIREMENT OF COPS):							
1,743,512.50	0.00	1,743,512.50	1,261,668.75	0.00	476,843.75	5,000.00	99.71
=====							
*****TOTAL FOR FUND-SCC 002 9014 (CONSOLIDATION - ENERGY & TRANSP NOTES):							
337,987.50	0.00	337,987.50	337,987.54	22,000.01	0.00	0.04-	100.00
=====							
*****TOTAL FOR FUND-SCC 003 9001 (MEDINA CITY REC CENTER-PERMANENT IMPROV.):							
166,546.25	8,435.50	174,981.75	116,120.95	26,682.10	13,957.50	44,903.30	74.34
=====							
*****TOTAL FOR FUND-SCC 006 0000 (LUNCHROOM FUND):							
2,504,864.09	3,240.91	2,508,105.00	1,855,527.03	162,959.85	129,665.24	522,912.73	79.15
=====							
*****TOTAL FOR FUND-SCC 007 9004 (COLLINS SCHOLARSHIP/POST-GRADUATE):							
16,000.00	0.00	16,000.00	0.00	0.00	16,000.00	0.00	100.00
=====							
*****TOTAL FOR FUND-SCC 007 9111 (CHARLES STANGEL SCHOLARSHIP FUND):							
500.00	0.00	500.00	0.00	0.00	0.00	500.00	0.00
=====							
*****TOTAL FOR FUND-SCC 007 9333 (RIOS STUDENT LEADER SCHOLAR.):							
5,000.00	0.00	5,000.00	0.00	0.00	5,000.00	0.00	100.00
=====							

Date: 05/02/18
Time: 4:39 pm

MEDINA CITY SCHOOL DISTRICT
Appropriation Account Summary
SORTED BY FUND-SCC

Page: 2
(APPSUM)

FYTD Appropriated	Prior FY Carryover Encumbrances	FYTD Expendable	FYTD Actual Expenditures	MTD Actual Expenditures	Current Encumbrances	FYTD Unencumbered Balance	FYTD Percent Exp/Enc
*****TOTAL FOR FUND-SCC 008 9002 (KANEHL MUSIC TRUST):							
250.00	0.00	250.00	0.00	0.00	250.00	0.00	100.00
=====							
*****TOTAL FOR FUND-SCC 008 9003 (RICHARD HOFFMAN COLLINS MEMORIAL SCHOLARSHIP):							
38,800.00	0.00	38,800.00	0.00	0.00	38,800.00	0.00	100.00
=====							
*****TOTAL FOR FUND-SCC 008 9112 (ELAINE BUSHMAN FUND):							
400.00	0.00	400.00	0.00	0.00	400.00	0.00	100.00
=====							
*****TOTAL FOR FUND-SCC 009 9000 (STAR):							
29,986.75	0.00	29,986.75	0.00	0.00	24,859.49	5,127.26	82.90
=====							
*****TOTAL FOR FUND-SCC 009 9110 (UNIFORM SUPPLIES GARFIELD):							
9,678.00	0.00	9,678.00	6,720.86	480.32	2,956.22	0.92	99.99
=====							
*****TOTAL FOR FUND-SCC 009 9120 (UNIFORM SUPPLIES - CANAVAN):							
12,059.48	174.52	12,234.00	12,154.78	337.32	0.00	79.22	99.35
=====							
*****TOTAL FOR FUND-SCC 009 9130 (UNIFORM SUPPLIES - FENN):							
15,548.11	0.00	15,548.11	15,140.16	742.31	309.59	98.36	99.37
=====							
*****TOTAL FOR FUND-SCC 009 9140 (UNIFORM SUPPLIES - HERITAGE):							
11,584.50	0.00	11,584.50	10,584.70	35.79	818.35	181.45	98.43
=====							
*****TOTAL FOR FUND-SCC 009 9160 (UNIFORM SUPPLIES - BLAKE):							
14,781.00	0.00	14,781.00	13,651.71	763.69	1,173.57	44.28-	100.30
=====							
*****TOTAL FOR FUND-SCC 009 9170 (UNIFORM SUPPLIES - RALPH WAITE ELEMENTARY):							
16,421.11	468.23	16,889.34	15,889.50	666.69	999.38	0.46	100.00
=====							

Date: 05/02/18
Time: 4:39 pm

MEDINA CITY SCHOOL DISTRICT
Appropriation Account Summary
SORTED BY FUND-SCC

Page: 3
(APPSUM)

FYTD Appropriated	Prior FY Carryover Encumbrances	FYTD Expendable	FYTD Actual Expenditures	MTD Actual Expenditures	Current Encumbrances	FYTD Unencumbered Balance	FYTD Percent Exp/Enc
*****TOTAL FOR FUND-SCC 009 9180 (UNIFORM SUPPLIES - ELIZA NORTHROP ELEMENTARY):							
14,907.00	0.00	14,907.00	13,779.92	0.00	0.00	1,127.08	92.44
=====							
*****TOTAL FOR FUND-SCC 009 9200 (UNIFORM SUPPLIES - CLAGGETT MIDDLE SCHOOL):							
51,557.00	0.00	51,557.00	28,081.49	534.42	5,554.60	17,920.91	65.24
=====							
*****TOTAL FOR FUND-SCC 009 9210 (UNIFORM SUPPLIES - A.I. ROOT MIDDLE SCHOOL):							
35,412.53	588.47	36,001.00	28,042.88	3,328.24	550.59	7,407.53	79.42
=====							
*****TOTAL FOR FUND-SCC 009 9300 (UNIFORM SUPPLIES - SENIOR HIGH SCHOOL):							
217,145.53	3,169.47	220,315.00	95,948.41	19,300.80	79,462.17	44,904.42	79.62
=====							
*****TOTAL FOR FUND-SCC 014 9016 (MEDINA CNTY JUV DET CNTR):							
288,625.00	0.00	288,625.00	234,648.20	21,516.93	0.00	53,976.80	81.30
=====							
*****TOTAL FOR FUND-SCC 014 9116 (EVOLVE FY 16):							
649,955.84	10,774.19	660,730.03	545,960.49	38,131.44	9,783.71	104,985.83	84.11
=====							
*****TOTAL FOR FUND-SCC 016 0000 (EMERGENCY LEVY):							
5,561,575.00	0.00	5,561,575.00	2,848,956.44	303,829.04	12,737.28	2,699,881.28	51.45
=====							
*****TOTAL FOR FUND-SCC 018 9110 (PRINCIPAL'S FUND - GARFIELD):							
10,674.04	75.96	10,750.00	4,506.26	354.35	2,596.33	3,647.41	66.07
=====							
*****TOTAL FOR FUND-SCC 018 9111 (GARFIELD SCHOOL STORE):							
450.00	0.00	450.00	50.00	0.00	150.00	250.00	44.44
=====							
*****TOTAL FOR FUND-SCC 018 9113 (GARFIELD MEDIA CENTER):							
5,700.00	0.00	5,700.00	914.97	0.00	0.00	4,785.03	16.05
=====							

Date: 05/02/18
Time: 4:39 pm

MEDINA CITY SCHOOL DISTRICT
Appropriation Account Summary
SORTED BY FUND-SCC

Page: 4
(APPSUM)

FYTD Appropriated	Prior FY Carryover Encumbrances	FYTD Expendable	FYTD Actual Expenditures	MTD Actual Expenditures	Current Encumbrances	FYTD Unencumbered Balance	FYTD Percent Exp/Enc
*****TOTAL FOR FUND-SCC 018 9120 (PRINCIPAL - CANAVAN):							
9,270.00	3,765.23	13,035.23	5,164.39	1,570.55-	4,115.50	3,755.34	71.19
=====							
*****TOTAL FOR FUND-SCC 018 9123 (BOOK FAIR - CANAVAN):							
11,000.00	144.54	11,144.54	7,853.06	80.55	270.75	3,020.73	72.89
=====							
*****TOTAL FOR FUND-SCC 018 9130 (PRINCIPAL - FENN):							
30,650.00	0.00	30,650.00	18,455.90	8,927.59	8,435.86	3,758.24	87.74
=====							
*****TOTAL FOR FUND-SCC 018 9132 (FENN SCHOOL STORE):							
750.00	0.00	750.00	55.00	0.00	300.00	395.00	47.33
=====							
*****TOTAL FOR FUND-SCC 018 9135 (MEDINA SKI TEAM - DISTRICTWIDE):							
6,000.00	0.00	6,000.00	5,634.15	0.00	0.00	365.85	93.90
=====							
*****TOTAL FOR FUND-SCC 018 9140 (PRINCIPAL'S FUND - HERITAGE):							
23,700.00	0.00	23,700.00	8,878.15	1,292.91	1,159.79	13,662.06	42.35
=====							
*****TOTAL FOR FUND-SCC 018 9143 (HERITAGE MEDIA CENTER):							
14,000.00	0.00	14,000.00	13,824.93	0.00	0.00	175.07	98.75
=====							
*****TOTAL FOR FUND-SCC 018 9160 (PRINCIPAL'S FUND - H G BLAKE):							
21,400.00	137.25	21,537.25	6,874.49	412.17	2,984.26	11,678.50	45.78
=====							
*****TOTAL FOR FUND-SCC 018 9161 (LEADER IN ME - BLAKE):							
7,300.00	0.00	7,300.00	0.00	0.00	0.00	7,300.00	0.00
=====							
*****TOTAL FOR FUND-SCC 018 9162 (BLAKE RUNNING CLUB):							
200.00	0.00	200.00	0.00	0.00	0.00	200.00	0.00
=====							

Date: 05/02/18
Time: 4:39 pm

MEDINA CITY SCHOOL DISTRICT
Appropriation Account Summary
SORTED BY FUND-SCC

Page: 5
(APPSUM)

FYTD Appropriated	Prior FY Carryover Encumbrances	FYTD Expendable	FYTD Actual Expenditures	MTD Actual Expenditures	Current Encumbrances	FYTD Unencumbered Balance	FYTD Percent Exp/Enc
*****TOTAL FOR FUND-SCC 018 9163 (BLAKE MEDIA CENTER):							
7,500.00	0.00	7,500.00	5,821.65	0.00	1,678.00	0.35	100.00
=====							
*****TOTAL FOR FUND-SCC 018 9170 (PRINCIPALS FUND - RALPH WAITE ELEMENTARY):							
16,800.00	2,437.37	19,237.37	9,083.68	3,070.01	8,898.34	1,255.35	93.47
=====							
*****TOTAL FOR FUND-SCC 018 9173 (MEDIA CENTER RALPH WAITE ELEMENTARY):							
11,000.00	0.00	11,000.00	8,302.55	564.68	2,697.45	0.00	100.00
=====							
*****TOTAL FOR FUND-SCC 018 9180 (PRINCIPALS FUND ELIZA NORTHROP ELEMENTARY):							
19,834.77	265.23	20,100.00	5,041.02	155.98	3,504.59	11,554.39	42.52
=====							
*****TOTAL FOR FUND-SCC 018 9181 (NORTHROP ELEMENTARY SCHOOL STORE):							
1,000.00	0.00	1,000.00	125.00	0.00	0.00	875.00	12.50
=====							
*****TOTAL FOR FUND-SCC 018 9183 (MEDIA CENTER ELIZA NORTHROP ELEMENTARY):							
8,300.00	0.00	8,300.00	4,920.27	0.00	3,000.00	379.73	95.42
=====							
*****TOTAL FOR FUND-SCC 018 9200 (PRINCIPAL'S FUND - CLAGGETT M.S.):							
27,590.44	109.56	27,700.00	17,285.73	3,254.25	4,505.33	5,908.94	78.67
=====							
*****TOTAL FOR FUND-SCC 018 9203 (CLAGGETT M.S. MEDIA CENTER):							
4,972.81	227.19	5,200.00	3,183.50	0.00	0.00	2,016.50	61.22
=====							
*****TOTAL FOR FUND-SCC 018 9210 (PRINCIPAL'S FUND - ROOT M.S.):							
36,885.86	6,268.91	43,154.77	10,428.12	844.24	12,038.88	20,687.77	52.06
=====							
*****TOTAL FOR FUND-SCC 018 9211 (ROOT M.S. MEDIA CENTER):							
7,234.81	215.19	7,450.00	3,266.61	0.00	0.00	4,183.39	43.85
=====							

Date: 05/02/18
Time: 4:39 pm

MEDINA CITY SCHOOL DISTRICT
Appropriation Account Summary
SORTED BY FUND-SCC

Page: 6
(APPSUM)

FYTD Appropriated	Prior FY Carryover Encumbrances	FYTD Expendable	FYTD Actual Expenditures	MTD Actual Expenditures	Current Encumbrances	FYTD Unencumbered Balance	FYTD Percent Exp/Enc
*****TOTAL FOR FUND-SCC 018 9213 (SPECIAL FUNDRAISER - ROOT M.S.):							
12,631.94	0.00	12,631.94	12,631.94	0.00	0.00	0.00	100.00
=====							
*****TOTAL FOR FUND-SCC 018 9300 (PRINCIPAL'S FUND - SENIOR HIGH):							
63,133.08	11,126.78	74,259.86	24,805.16	563.41	19,393.90	30,060.80	59.52
=====							
*****TOTAL FOR FUND-SCC 018 9301 (MEDIA CENTER FUND):							
1,407.00	0.00	1,407.00	221.85	0.00	0.00	1,185.15	15.77
=====							
*****TOTAL FOR FUND-SCC 018 9303 (PERFORMING ARTS):							
81,650.00	19,484.38	101,134.38	26,208.03	1,232.09	42,702.69	32,223.66	68.14
=====							
*****TOTAL FOR FUND-SCC 018 9304 (BUZZ):							
13,850.00	0.00	13,850.00	6,496.24	639.94	7,353.76	0.00	100.00
=====							
*****TOTAL FOR FUND-SCC 018 9901 (PUBLIC SCHOOL SUPPORT - INSTRUCTION DEPT.):							
553.00	2,600.00	3,153.00	719.95	553.00	1,087.00	1,346.05	57.31
=====							
*****TOTAL FOR FUND-SCC 018 9905 (PUBLIC SCHOOL SUPPORT/STUDENT SERVICES):							
0.00	0.00	0.00	7,055.87	1,735.01	0.00	7,055.87-	0.00
=====							
*****TOTAL FOR FUND-SCC 018 9906 (COMMUNICATIONS - PUBLIC SCHOOL SUPPORT):							
6,634.00	0.00	6,634.00	4,723.71	0.00	848.00	1,062.29	83.99
=====							
*****TOTAL FOR FUND-SCC 018 9920 (TRSP FUND):							
500.00	0.00	500.00	184.93	0.00	300.00	15.07	96.99
=====							
*****TOTAL FOR FUND-SCC 019 9000 (ADAMH GRANT):							
6,000.00	642.00	6,642.00	4,807.00	532.00	1,000.00	835.00	87.43
=====							

Date: 05/02/18
Time: 4:39 pm

MEDINA CITY SCHOOL DISTRICT
Appropriation Account Summary
SORTED BY FUND-SCC

Page: 7
(APPSUM)

FYTD Appropriated	Prior FY Carryover Encumbrances	FYTD Expendable	FYTD Actual Expenditures	MTD Actual Expenditures	Current Encumbrances	FYTD Unencumbered Balance	FYTD Percent Exp/Enc
*****TOTAL FOR FUND-SCC 019 9008 (MCDAC GRANT FY18):							
82,368.00	0.00	82,368.00	117,508.90	12,734.58	0.00	35,140.90-	142.66
=====							
*****TOTAL FOR FUND-SCC 019 9300 (MARTHA HOLDEN JENNINGS - MHS - ZAVESKY):							
3,000.00	0.00	3,000.00	3,000.00	0.00	0.00	0.00	100.00
=====							
*****TOTAL FOR FUND-SCC 019 9613 (FUEL UP - CONDOSTA - ROOT - FY13):							
492.05	0.00	492.05	0.00	0.00	492.05	0.00	100.00
=====							
*****TOTAL FOR FUND-SCC 020 9001 (TRANSPORTATION ENTERPRISE):							
32,874.62	2,125.38	35,000.00	4,804.25	0.00	2,500.00	27,695.75	20.87
=====							
*****TOTAL FOR FUND-SCC 022 9000 (Unclaimed funds):							
0.00	7,740.96	7,740.96	331.25	0.00	4,668.75	2,740.96	64.59
=====							
*****TOTAL FOR FUND-SCC 022 9300 (OH HIGH SCHOOL ATH ASSOC FUND):							
60,000.00	0.00	60,000.00	33,361.84	11,614.46	0.00	26,638.16	55.60
=====							
*****TOTAL FOR FUND-SCC 024 9001 (MEDICAL AND DRUG/SELF INSURANCE FUNDS):							
8,229,857.01	38,142.99	8,268,000.00	6,395,881.92	603,526.71	3,132,526.59	1,260,408.51-	115.24
=====							
*****TOTAL FOR FUND-SCC 024 9002 (DENTAL SELF INSURANCE FUNDS):							
675,000.00	0.00	675,000.00	556,821.89	56,053.49	0.00	118,178.11	82.49
=====							
*****TOTAL FOR FUND-SCC 024 9094 (FLEX PRO):							
149,251.50	748.50	150,000.00	156,768.39	15,945.55	66,758.83	73,527.22-	149.02
=====							
*****TOTAL FOR FUND-SCC 027 0000 (WORKMANS COMP.-SELF INS):							
190,000.00	1,000.00	191,000.00	181,198.29	13,932.09	0.00	9,801.71	94.87
=====							

Date: 05/02/18
Time: 4:39 pm

MEDINA CITY SCHOOL DISTRICT
Appropriation Account Summary
SORTED BY FUND-SCC

Page: 8
(APPSUM)

FYTD Appropriated	Prior FY Carryover Encumbrances	FYTD Expendable	FYTD Actual Expenditures	MTD Actual Expenditures	Current Encumbrances	FYTD Unencumbered Balance	FYTD Percent Exp/Enc
*****TOTAL FOR FUND-SCC 071 9013 (LOCAL SALES TAX PERMANENT IMPROVEMENTS):							
3,669,849.48	573,663.02	4,243,512.50	2,475,230.44	32,231.55	145,038.45	1,623,243.61	61.75
=====							
*****TOTAL FOR FUND-SCC 200 9110 (GARFIELD STUDENT COUNCIL/K-KIDS CLUB):							
1,200.00	0.00	1,200.00	548.82	0.00	200.00	451.18	62.40
=====							
*****TOTAL FOR FUND-SCC 200 9111 (GARFIELD CHESS CLUB):							
200.00	0.00	200.00	0.00	0.00	0.00	200.00	0.00
=====							
*****TOTAL FOR FUND-SCC 200 9121 (ELLA CANAVAN STUDENT COUNCIL):							
240.00	245.28	485.28	411.97	0.00	0.00	73.31	84.89
=====							
*****TOTAL FOR FUND-SCC 200 9185 (K-KIDS KIWANIS ACTIVITY CLUB-NORTHROP):							
2,300.00	119.92	2,419.92	887.73	39.42	276.47	1,255.72	48.11
=====							
*****TOTAL FOR FUND-SCC 200 9202 (CLAGGETT MIDDLE SCH. STUDENT COUNCIL):							
5,600.00	0.00	5,600.00	4,544.85	548.69	1,465.00	409.85	107.32
=====							
*****TOTAL FOR FUND-SCC 200 9205 (CLAGGETT MIDDLE SCH. BUILDERS CLUB):							
250.00	0.00	250.00	0.00	0.00	0.00	250.00	0.00
=====							
*****TOTAL FOR FUND-SCC 200 9209 (CLAGGETT MIDDLE SCHOOL DRAMA CLUB):							
4,000.00	0.00	4,000.00	4,076.34	0.00	0.00	76.34	101.91
=====							
*****TOTAL FOR FUND-SCC 200 9253 (BUILDERS' CLUB - ROOT M.S.):							
500.00	0.00	500.00	0.00	0.00	500.00	0.00	100.00
=====							
*****TOTAL FOR FUND-SCC 200 9254 (HONORS ACADEMY - ROOT):							
1,500.00	0.00	1,500.00	385.00	0.00	1,100.00	15.00	99.00
=====							

Date: 05/02/18
Time: 4:39 pm

MEDINA CITY SCHOOL DISTRICT
Appropriation Account Summary
SORTED BY FUND-SCC

Page: 9
(APPSUM)

FYTD Appropriated	Prior FY Carryover Encumbrances	FYTD Expendable	FYTD Actual Expenditures	MTD Actual Expenditures	Current Encumbrances	FYTD Unencumbered Balance	FYTD Percent Exp/Enc
*****TOTAL FOR FUND-SCC 200 9256 (DRAMA CLUB - ROOT M.S.):							
6,923.00	0.00	6,923.00	1,186.50	0.00	0.00	5,736.50	17.14
=====							
*****TOTAL FOR FUND-SCC 200 9257 (ENVIRONMENTAL CLUB - ROOT M.S.):							
195.19	0.00	195.19	195.19	0.00	0.00	0.00	100.00
=====							
*****TOTAL FOR FUND-SCC 200 9258 (STUDENT COUNCIL - ROOT M.S.):							
2,300.00	0.00	2,300.00	1,902.63	675.00	319.15	78.22	96.60
=====							
*****TOTAL FOR FUND-SCC 200 9301 (YOUNG AMERICANS FOR FREEDOM):							
6,200.00	0.00	6,200.00	0.00	0.00	6,200.00	0.00	100.00
=====							
*****TOTAL FOR FUND-SCC 200 9302 (ART CLUB):							
900.00	0.00	900.00	28.00	0.00	102.00	770.00	14.44
=====							
*****TOTAL FOR FUND-SCC 200 9303 (INTERNATIONAL CULTURAL EXPLORATION):							
360.00	0.00	360.00	161.84	0.00	198.16	0.00	100.00
=====							
*****TOTAL FOR FUND-SCC 200 9304 (CAREER ASSOCIATION):							
243.08	0.00	243.08	243.08	0.00	0.00	0.00	100.00
=====							
*****TOTAL FOR FUND-SCC 200 9305 (CHEMCLUB):							
300.00	0.00	300.00	167.39	0.00	132.61	0.00	100.00
=====							
*****TOTAL FOR FUND-SCC 200 9306 (OPERATION SMILE):							
650.00	0.00	650.00	119.92	119.92	530.08	0.00	100.00
=====							
*****TOTAL FOR FUND-SCC 200 9307 (CHOIR):							
33,000.00	9,508.88	42,508.88	16,491.31	0.00	24,017.57	2,000.00	95.30
=====							

Date: 05/02/18
Time: 4:39 pm

MEDINA CITY SCHOOL DISTRICT
Appropriation Account Summary
SORTED BY FUND-SCC

Page: 10
(APPSUM)

FYTD Appropriated	Prior FY Carryover Encumbrances	FYTD Expendable	FYTD Actual Expenditures	MTD Actual Expenditures	Current Encumbrances	FYTD Unencumbered Balance	FYTD Percent Exp/Enc
*****TOTAL FOR FUND-SCC 200 9308 (COMPUTER CLUB):							
71.86	0.00	71.86	71.86	0.00	0.00	0.00	100.00
=====							
*****TOTAL FOR FUND-SCC 200 9309 (IMPROVE CLUB):							
4,300.00	0.00	4,300.00	0.00	0.00	4,300.00	0.00	100.00
=====							
*****TOTAL FOR FUND-SCC 200 9311 (CHESS CLUB):							
700.00	0.00	700.00	0.00	0.00	0.00	700.00	0.00
=====							
*****TOTAL FOR FUND-SCC 200 9312 (DRAMA CLUB):							
21,500.00	26,285.26	47,785.26	9,931.61	6,552.29	11,923.32	25,930.33	45.74
=====							
*****TOTAL FOR FUND-SCC 200 9315 (FELLOWSHIP OF CHRISTIAN ATHLETES):							
500.00	0.00	500.00	161.82	161.82	228.18	110.00	78.00
=====							
*****TOTAL FOR FUND-SCC 200 9316 (FRENCH CLUB):							
8.71	0.00	8.71	8.71	0.00	0.00	0.00	100.00
=====							
*****TOTAL FOR FUND-SCC 200 9318 (GIRLS LEADERSHIP CLUB):							
900.00	0.00	900.00	898.17	0.00	0.00	1.83	99.80
=====							
*****TOTAL FOR FUND-SCC 200 9321 (KEY CLUB):							
10,000.00	0.00	10,000.00	1,802.10	0.00	8,197.90	0.00	100.00
=====							
*****TOTAL FOR FUND-SCC 200 9323 (MEDINAMITE):							
3,000.00	0.00	3,000.00	437.48	0.00	2,562.52	0.00	100.00
=====							
*****TOTAL FOR FUND-SCC 200 9324 (MEDINIAN):							
10,000.00	0.00	10,000.00	7,891.72	0.00	2,108.28	0.00	100.00
=====							

Date: 05/02/18
Time: 4:39 pm

MEDINA CITY SCHOOL DISTRICT
Appropriation Account Summary
SORTED BY FUND-SCC

Page: 11
(APPSUM)

FYTD Appropriated	Prior FY Carryover Encumbrances	FYTD Expendable	FYTD Actual Expenditures	MTD Actual Expenditures	Current Encumbrances	FYTD Unencumbered Balance	FYTD Percent Exp/Enc
*****TOTAL FOR FUND-SCC 200 9325 (MHS BAND):							
20,000.00	0.00	20,000.00	13,359.81	0.00	6,640.19	0.00	100.00
=====							
*****TOTAL FOR FUND-SCC 200 9326 (NATIONAL HONOR SOCIETY):							
3,500.00	0.00	3,500.00	479.89	385.00	2,520.11	500.00	85.71
=====							
*****TOTAL FOR FUND-SCC 200 9327 (ORCHESTRA):							
3,000.00	0.00	3,000.00	512.50	0.00	2,487.50	0.00	100.00
=====							
*****TOTAL FOR FUND-SCC 200 9330 (SCIENCE OLYMPIAD CLUB):							
1,736.98	0.00	1,736.98	136.98	0.00	1,600.00	0.00	100.00
=====							
*****TOTAL FOR FUND-SCC 200 9332 (SPANISH CLUB):							
5,280.00	0.00	5,280.00	2,482.38	0.00	2,797.62	0.00	100.00
=====							
*****TOTAL FOR FUND-SCC 200 9333 (STUDENT COUNCIL):							
43,000.00	1,110.28	44,110.28	34,634.34	2,761.50	9,475.94	0.00	100.00
=====							
*****TOTAL FOR FUND-SCC 200 9334 (WORK STUDY CLUB):							
5,316.20	0.00	5,316.20	5,316.20	0.00	0.00	0.00	100.00
=====							
*****TOTAL FOR FUND-SCC 200 9335 (LATIN CLUB):							
5,000.00	0.00	5,000.00	4,980.32	0.00	0.00	19.68	99.61
=====							
*****TOTAL FOR FUND-SCC 200 9336 (INTERACT ORGANIZATION):							
1,613.23	0.00	1,613.23	1,613.23	0.00	0.00	0.00	100.00
=====							
*****TOTAL FOR FUND-SCC 200 9337 (AMERICAN SIGN LANGUAGE CLUB):							
80.00	0.00	80.00	62.55	0.00	17.45	0.00	100.00
=====							

Date: 05/02/18
Time: 4:39 pm

MEDINA CITY SCHOOL DISTRICT
Appropriation Account Summary
SORTED BY FUND-SCC

Page: 12
(APPSUM)

FYTD Appropriated	Prior FY Carryover Encumbrances	FYTD Expendable	FYTD Actual Expenditures	MTD Actual Expenditures	Current Encumbrances	FYTD Unencumbered Balance	FYTD Percent Exp/Enc
*****TOTAL FOR FUND-SCC 200 9339 (SPEECH/DEBATE CLUB):							
32,500.00	0.00	32,500.00	21,544.81	436.90	6,237.22	4,717.97	85.48
=====							
*****TOTAL FOR FUND-SCC 200 9340 (S. A. D. D.):							
2,000.00	0.00	2,000.00	481.38	0.00	1,518.62	0.00	100.00
=====							
*****TOTAL FOR FUND-SCC 200 9345 (INTERNATIONAL CLUB):							
4,793.96	0.00	4,793.96	4,793.96	0.00	0.00	0.00	100.00
=====							
*****TOTAL FOR FUND-SCC 200 9346 (PENGUIN BOWL/NOSB):							
550.00	0.00	550.00	500.00	0.00	0.00	50.00	90.91
=====							
*****TOTAL FOR FUND-SCC 200 9350 (TECHNOLOGY CLUB):							
3,400.00	0.00	3,400.00	1,854.27	657.21	145.73	1,400.00	58.82
=====							
*****TOTAL FOR FUND-SCC 200 9351 (THE JUNIOR STATESMEN OF AMERICA):							
1,194.43	0.00	1,194.43	1,194.43	0.00	0.00	0.00	100.00
=====							
*****TOTAL FOR FUND-SCC 200 9352 (VIDEO CLUB - SR HI):							
7,000.00	273.25	7,273.25	1,057.25	284.00	6,216.00	0.00	100.00
=====							
*****TOTAL FOR FUND-SCC 200 9353 (CHINESE CLUB):							
350.00	0.00	350.00	97.72	0.00	252.28	0.00	100.00
=====							
*****TOTAL FOR FUND-SCC 200 9355 (GENDER AND SEXUALITY ALLIANCE):							
2,400.00	0.00	2,400.00	1,009.24	57.00	979.54	411.22	82.87
=====							
*****TOTAL FOR FUND-SCC 200 9380 (V O F T):							
24,500.00	0.00	24,500.00	5,445.48	0.00	19,054.52	0.00	100.00
=====							

Date: 05/02/18
Time: 4:39 pm

MEDINA CITY SCHOOL DISTRICT
Appropriation Account Summary
SORTED BY FUND-SCC

Page: 13
(APPSUM)

FYTD Appropriated	Prior FY Carryover Encumbrances	FYTD Expendable	FYTD Actual Expenditures	MTD Actual Expenditures	Current Encumbrances	FYTD Unencumbered Balance	FYTD Percent Exp/Enc
*****TOTAL FOR FUND-SCC 200 9416 (CLASS OF 2016):							
2,446.37	0.00	2,446.37	2,446.37	0.00	0.00	0.00	100.00
=====							
*****TOTAL FOR FUND-SCC 200 9417 (CLASS OF 2017):							
4,359.18	0.00	4,359.18	4,085.62	0.00	0.00	273.56	93.72
=====							
*****TOTAL FOR FUND-SCC 200 9418 (CLASS OF 2018):							
10,500.00	16,423.05	26,923.05	17,402.02	0.00	9,253.14	267.89	99.00
=====							
*****TOTAL FOR FUND-SCC 200 9419 (CLASS OF 2019):							
47,970.00	0.00	47,970.00	12,186.62	8,215.85	35,559.69	223.69	99.53
=====							
*****TOTAL FOR FUND-SCC 200 9420 (CLASS OF 2020):							
3,100.00	0.00	3,100.00	89.83	0.00	3,010.17	0.00	100.00
=====							
*****TOTAL FOR FUND-SCC 200 9421 (CLASS OF 2021):							
1,500.00	0.00	1,500.00	29.85	0.00	20.15	1,450.00	3.33
=====							
*****TOTAL FOR FUND-SCC 300 0000 (ATHLETIC FUND):							
395,793.94	20,906.06	416,700.00	321,469.37	10,681.66	51,248.35	43,982.28	89.45
=====							
*****TOTAL FOR FUND-SCC 300 9110 (GARFIELD FIELD TRIPS):							
10,000.00	0.00	10,000.00	2,220.42	2,000.00	2,300.00	5,479.58	45.20
=====							
*****TOTAL FOR FUND-SCC 300 9120 (CANAVAN FIELD TRIP):							
9,478.00	0.00	9,478.00	1,366.00	0.00	6,496.00	1,616.00	82.95
=====							
*****TOTAL FOR FUND-SCC 300 9130 (FENN FIELD TRIPS):							
14,500.00	0.00	14,500.00	6,304.11	375.00	8,125.00	70.89	99.51
=====							

Date: 05/02/18
Time: 4:39 pm

MEDINA CITY SCHOOL DISTRICT
Appropriation Account Summary
SORTED BY FUND-SCC

Page: 14
(APPSUM)

FYTD Appropriated	Prior FY Carryover Encumbrances	FYTD Expendable	FYTD Actual Expenditures	MTD Actual Expenditures	Current Encumbrances	FYTD Unencumbered Balance	FYTD Percent Exp/Enc
*****TOTAL FOR FUND-SCC 300 9140 (HERITAGE FIELD TRIPS):							
6,887.00	0.00	6,887.00	5,293.00	0.00	1,594.00	0.00	100.00
=====							
*****TOTAL FOR FUND-SCC 300 9160 (BLAKE FIELD TRIPS):							
10,900.00	0.00	10,900.00	6,266.00	5,900.00	2,565.00	2,069.00	81.02
=====							
*****TOTAL FOR FUND-SCC 300 9170 (WAITE FIELD TRIPS):							
15,000.00	0.00	15,000.00	10,936.25	1,195.00	4,063.75	0.00	100.00
=====							
*****TOTAL FOR FUND-SCC 300 9180 (NORTHROP FIELD TRIPS):							
8,000.00	0.00	8,000.00	2,703.93	0.00	2,100.00	3,196.07	60.05
=====							
*****TOTAL FOR FUND-SCC 300 9201 (CLAGGETT MIDDLE SCH. BAND FUND):							
45,500.00	35.00	45,535.00	14,129.88	0.00	8,172.22	23,232.90	48.98
=====							
*****TOTAL FOR FUND-SCC 300 9208 (CLAGGETT - 6TH GRADE TRIPS):							
110,800.00	0.00	110,800.00	97,288.79	0.00	0.00	13,511.21	87.81
=====							
*****TOTAL FOR FUND-SCC 300 9250 (ROOT M.S. BAND FUND):							
19,750.00	48.00	19,798.00	10,421.39	207.15	7,221.08	2,155.53	89.11
=====							
*****TOTAL FOR FUND-SCC 300 9253 (ROOT M.S. BEEHIVE):							
667.91	32.09	700.00	368.98	88.93	300.00	31.02	95.57
=====							
*****TOTAL FOR FUND-SCC 300 9258 (ROOT - DISTRICT SUPERVISED ACTIVITIES):							
133,060.00	0.00	133,060.00	102,908.10	0.00	13,018.00	17,133.90	87.12
=====							
*****TOTAL FOR FUND-SCC 300 9259 (ROOT DANCE TEAM):							
528.00	0.00	528.00	528.00	0.00	0.00	0.00	100.00
=====							

Date: 05/02/18
Time: 4:39 pm

MEDINA CITY SCHOOL DISTRICT
Appropriation Account Summary
SORTED BY FUND-SCC

Page: 15
(APPSUM)

FYTD Appropriated	Prior FY Carryover Encumbrances	FYTD Expendable	FYTD Actual Expenditures	MTD Actual Expenditures	Current Encumbrances	FYTD Unencumbered Balance	FYTD Percent Exp/Enc
*****TOTAL FOR FUND-SCC 300 9301 (BOWLING CLUB):							
3,200.00	0.00	3,200.00	3,200.00	0.00	0.00	0.00	100.00
=====							
*****TOTAL FOR FUND-SCC 300 9302 (MENS VOLLEYBALL):							
5,340.00	0.00	5,340.00	1,359.15	505.00	3,980.85	0.00	100.00
=====							
*****TOTAL FOR FUND-SCC 300 9303 (HUDDLE/SHUDDLE):							
2,627.48	72.52	2,700.00	827.21	0.00	1,792.79	80.00	97.04
=====							
*****TOTAL FOR FUND-SCC 300 9304 (LINK CREW):							
4,860.00	0.00	4,860.00	2,212.87	0.00	2,647.13	0.00	100.00
=====							
*****TOTAL FOR FUND-SCC 300 9305 (MHS DANCE TEAM):							
1,450.54	0.00	1,450.54	1,450.54	0.00	0.00	0.00	100.00
=====							
*****TOTAL FOR FUND-SCC 300 9313 (DRAMA/MUSICAL):							
10,210.00	547.74	10,757.74	10,723.82	0.00	0.00	33.92	99.68
=====							
*****TOTAL FOR FUND-SCC 300 9325 (MHS BAND TRIP):							
0.00	0.00	0.00	682.92	0.00	0.00	682.92-	0.00
=====							
*****TOTAL FOR FUND-SCC 300 9334 (BEEHIVE CAFE):							
21,550.00	0.00	21,550.00	15,701.83	1,208.61	7,173.70	1,325.53-	106.15
=====							
*****TOTAL FOR FUND-SCC 300 9380 (V O F T):							
640.58	0.00	640.58	640.58	0.00	0.00	0.00	100.00
=====							
*****TOTAL FOR FUND-SCC 300 9390 (GLOBAL TRIPS):							
2,485.00	0.00	2,485.00	2,485.00	2,485.00	0.00	0.00	100.00
=====							

Date: 05/02/18
Time: 4:39 pm

MEDINA CITY SCHOOL DISTRICT
Appropriation Account Summary
SORTED BY FUND-SCC

Page: 16
(APPSUM)

FYTD Appropriated	Prior FY Carryover Encumbrances	FYTD Expendable	FYTD Actual Expenditures	MTD Actual Expenditures	Current Encumbrances	FYTD Unencumbered Balance	FYTD Percent Exp/Enc
*****TOTAL FOR FUND-SCC 401 9016 (AUXILIARY FUNDS/ST FRANCIS):							
7,447.55	0.00	7,447.55	7,447.55	0.00	0.00	0.00	100.00
=====							
*****TOTAL FOR FUND-SCC 401 9017 (AUXILIARY FUNDS/ST FRANCIS):							
14,644.43	41,750.85	56,395.28	56,357.87	0.00	0.00	37.41	99.93
=====							
*****TOTAL FOR FUND-SCC 401 9018 (AUXILIARY FUNDS/ST FRANCIS):							
382,503.17	0.00	382,503.17	230,564.70	11,146.12	45,074.54	106,863.93	72.06
=====							
*****TOTAL FOR FUND-SCC 401 9026 (AUX FUNDS NURTURY):							
5,654.05	0.00	5,654.05	5,654.05	0.00	0.00	0.00	100.00
=====							
*****TOTAL FOR FUND-SCC 401 9027 (AUX FUNDS NURTURY):							
814.41	554.63	1,369.04	1,296.14	0.00	0.00	72.90	94.68
=====							
*****TOTAL FOR FUND-SCC 401 9028 (AUX FUNDS NURTURY):							
13,944.00	0.00	13,944.00	2,731.10	0.00	0.00	11,212.90	19.59
=====							
*****TOTAL FOR FUND-SCC 401 9036 (AUX FUNDS MCA):							
2,560.07	0.00	2,560.07	2,560.07	0.00	0.00	0.00	100.00
=====							
*****TOTAL FOR FUND-SCC 401 9037 (AUX FUNDS MCA):							
15.53	34,970.84	34,986.37	34,674.10	0.00	0.00	312.27	99.11
=====							
*****TOTAL FOR FUND-SCC 401 9038 (AUX FUNDS MCA):							
169,490.79	0.00	169,490.79	127,484.80	20,157.22	6,556.95	35,449.04	79.08
=====							
*****TOTAL FOR FUND-SCC 401 9046 (AUX FUNDS KIDS COUNTRY):							
1,234.24	0.00	1,234.24	1,234.24	0.00	0.00	0.00	100.00
=====							

Date: 05/02/18
Time: 4:39 pm

MEDINA CITY SCHOOL DISTRICT
Appropriation Account Summary
SORTED BY FUND-SCC

Page: 17
(APPSUM)

FYTD Appropriated	Prior FY Carryover Encumbrances	FYTD Expendable	FYTD Actual Expenditures	MTD Actual Expenditures	Current Encumbrances	FYTD Unencumbered Balance	FYTD Percent Exp/Enc
*****TOTAL FOR FUND-SCC 401 9047 (AUX FUNDS KIDS COUNTRY):							
42.89	6,145.24	6,188.13	6,355.16	0.00	0.00	167.03-	102.70
=====							
*****TOTAL FOR FUND-SCC 401 9048 (AUX FUNDS KIDS COUNTRY):							
11,441.28	0.00	11,441.28	0.00	0.00	314.45	11,126.83	2.75
=====							
*****TOTAL FOR FUND-SCC 451 9018 (CONNECTIVITY FY18):							
19,800.00	0.00	19,800.00	19,236.00	19,236.00	0.00	564.00	97.15
=====							
*****TOTAL FOR FUND-SCC 463 9017 (ALT ED):							
219.48	0.00	219.48	219.48	0.00	0.00	0.00	100.00
=====							
*****TOTAL FOR FUND-SCC 516 9017 (TITLE VI-B):							
212,872.15	5,033.91	217,906.06	217,906.06	0.00	0.00	0.00	100.00
=====							
*****TOTAL FOR FUND-SCC 516 9018 (TITLE VI-B):							
1,475,777.75	0.00	1,475,777.75	1,024,272.59	104,910.36	21,001.73	430,503.43	70.83
=====							
*****TOTAL FOR FUND-SCC 551 9118 (TITLE III LEP):							
10,743.48	0.00	10,743.48	10,743.48	0.00	0.00	0.00	100.00
=====							
*****TOTAL FOR FUND-SCC 572 9017 (TITLE I):							
111,270.90	43,068.24	154,339.14	154,339.14	0.00	0.00	0.00	100.00
=====							
*****TOTAL FOR FUND-SCC 572 9018 (TITLE I):							
554,638.46	0.00	554,638.46	305,869.03	42,384.93	26,810.28	221,959.15	59.98
=====							
*****TOTAL FOR FUND-SCC 572 9117 (TITLE I-D):							
84,431.37	35,294.80	119,726.17	119,726.17	0.00	0.00	0.00	100.00
=====							

Date: 05/02/18
Time: 4:39 pm

MEDINA CITY SCHOOL DISTRICT
Appropriation Account Summary
SORTED BY FUND-SCC

Page: 18
(APPSUM)

FYTD Appropriated	Prior FY Carryover Encumbrances	FYTD Expendable	FYTD Actual Expenditures	MTD Actual Expenditures	Current Encumbrances	FYTD Unencumbered Balance	FYTD Percent Exp/Enc
*****TOTAL FOR FUND-SCC 572 9118 (TITLE I-D):							
111,256.24	0.00	111,256.24	32,445.40	1,605.53	4,296.16	74,514.68	33.02
=====							
*****TOTAL FOR FUND-SCC 587 9017 (PRESCHOOL):							
3,580.50	4,702.34	8,282.84	8,282.84	0.00	0.00	0.00	100.00
=====							
*****TOTAL FOR FUND-SCC 587 9018 (PRESCHOOL):							
54,133.22	0.00	54,133.22	23,643.78	3,466.91	4,731.69	25,757.75	52.42
=====							
*****TOTAL FOR FUND-SCC 590 9017 (TITLE II-A):							
861.99-	4,581.82	3,719.83	3,719.83	0.00	0.00	0.00	100.00
=====							
*****TOTAL FOR FUND-SCC 590 9018 (TITLE II-A):							
141,737.30	0.00	141,737.30	98,144.04	4,064.08	20,063.08	23,530.18	83.40
=====							
*****TOTAL FOR FUND-SCC 599 9018 (TITLE IV-A STUDENT SUPPORT AND ACADEMIC ENR):							
12,697.89	0.00	12,697.89	8,626.27	537.18	0.00	4,071.62	67.93
=====							
*****GRAND TOTALS:							
106,834,338.70	1,916,996.50	108,751,335.20	86,101,739.78	7,577,117.86	7,266,700.86	15,382,894.56	85.85
=====							

GENERAL FUND-TRUE DAYS CASH

Includes Emergency Levy

