

Medina City Schools

General Fund Analysis

April 30, 2019

	2018-2019 Original Estimate (1)	Y-T-D Actual July 2018 - June 2019 (2)	Percent	Variance (3)
Beginning Balance - July 1, 2018		58,638,114.57		0.00
General Fund	40,167,539.65			
Other Funds - Substitute Levy	18,470,574.92			
Revenue	<u>76,696,915.00</u>	<u>71,740,546.83</u>	<u>93.5%</u>	<u>4,956,368.17</u>
	76,696,915.00	71,740,546.83		4,956,368.17
Expenditures	81,613,860.00	66,241,693.01	81.2%	15,372,166.99
Encumbrance	946,300.00	1,600,566.10		-654,266.10
	<u>82,560,160.00</u>	<u>67,842,259.11</u>		<u>14,717,900.89</u>
Ending Balance - June 30, 2019	52,774,869.57	62,536,402.29		-9,761,532.72

Original Estimate revenue, expenditure and encumbrance taken from May 2018 five-year forecast
Includes May 2018 Substitute Levy

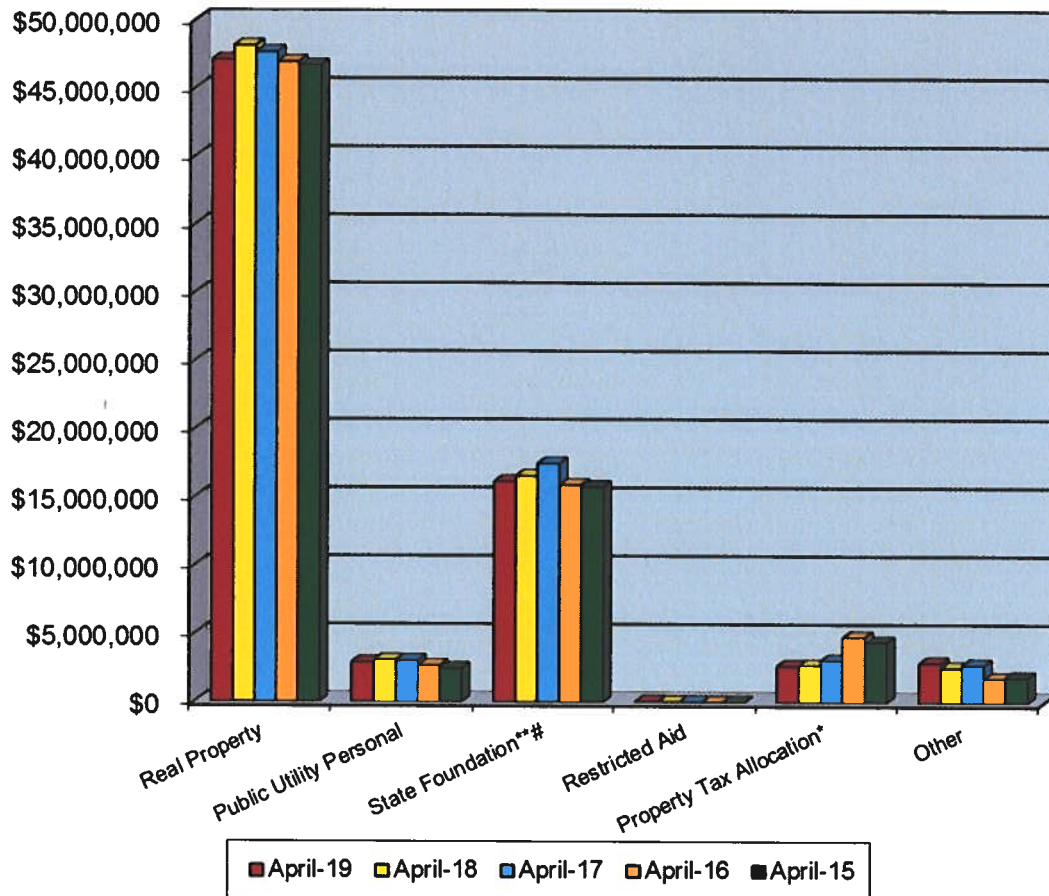
General Fund Summary

April 2019

Revenues

1. Real Property Taxes – Total Real Property Taxes received from the beginning of the fiscal year until April 30, 2019 is \$47,069,605.56. This is a decrease of 2.2% below last year's taxes received at this time. (\$914,951.57) was collected in April.
2. Public Utility Personal Property Taxes – Total Public Utility Personal Property Taxes received from the beginning of the fiscal year until April 30, 2019 is \$2,903,216.29. These monies are distributed upon settlement from the County Auditor. This amount is listed in a separate line for State and five-year forecasting purposes. \$1,480,336.42 had been transferred in April.
3. State Foundation – State Foundation monies received from the State of Ohio from the beginning of the fiscal year until April 30, 2019 total \$16,154,723.81. This is a decrease of 2.5% below last year's foundation money received at this time. This includes \$363,130.42 from Casino revenues for the year. Casino Revenue is up \$6,407.75 above last year. \$1,531,783.42 was collected in April.
4. Restricted Aid – Restricted Aid monies are for Career Tech funding and Economically Disadvantaged Students. Monies received from the beginning of the fiscal year until April 30, 2019 total \$69,532.29. \$7,046.53 was collected in April.
5. Homestead and Rollback – Monies received from the State of Ohio from the beginning of the fiscal year until April 30, 2019 total \$2,652,827.21. Receipts are based upon the real property taxes collected and Homestead filings with the County Auditor. \$-0- was collected in April.
6. Other – Other monies received from the beginning of the fiscal year until April 30, 2019 total \$2,890,641.67. This is an increase of 13.6% above last year at this time and is due to Other Local Taxes, Preschool Tuition, Investment Income, Donations, Medicare Funding, Refund of Prior Years Expense, and Medicare Settlement. \$295,083.31 was collected in April.

General Fund Revenue



	April-19	April-18	April-17	April-16	April-15	Current Forecast
Real Property	\$47,069,606	\$48,117,914	\$47,651,143	\$46,911,362	\$46,638,611	\$46,623,936
Public Utility Personal	\$2,903,216	\$3,061,495	\$3,021,813	\$2,660,947	\$2,442,697	\$2,931,441
State Foundation**#	\$16,154,724	\$16,562,482	\$17,477,955	\$15,918,706	\$15,759,460	\$19,304,274
Restricted Aid	\$69,532	\$28,514	\$27,306	\$8,887	\$5,288	\$83,606
Property Tax Allocation*	\$2,652,827	\$2,696,725	\$3,074,694	\$4,774,710	\$4,399,021	\$5,257,911
Other	\$2,890,642	\$2,544,033	\$2,744,801	\$1,759,927	\$1,840,828	\$3,162,646
Total	\$71,740,547	\$73,011,165	\$73,997,713	\$72,034,538	\$71,085,906	\$77,363,814
State %	26.3%	26.4%	27.8%	28.7%	28.4%	

Includes Homestead/Rollback, Tangible Personal Property Tax Fixed Rate Loss Reimbursement and Electric Deregulation.

* Includes Casino Revenue in State Foundation beginning January 2013 and Economic Disadvantaged Funding in November 2013.

† Includes a one time Hold Harmless on TPP in May 2016

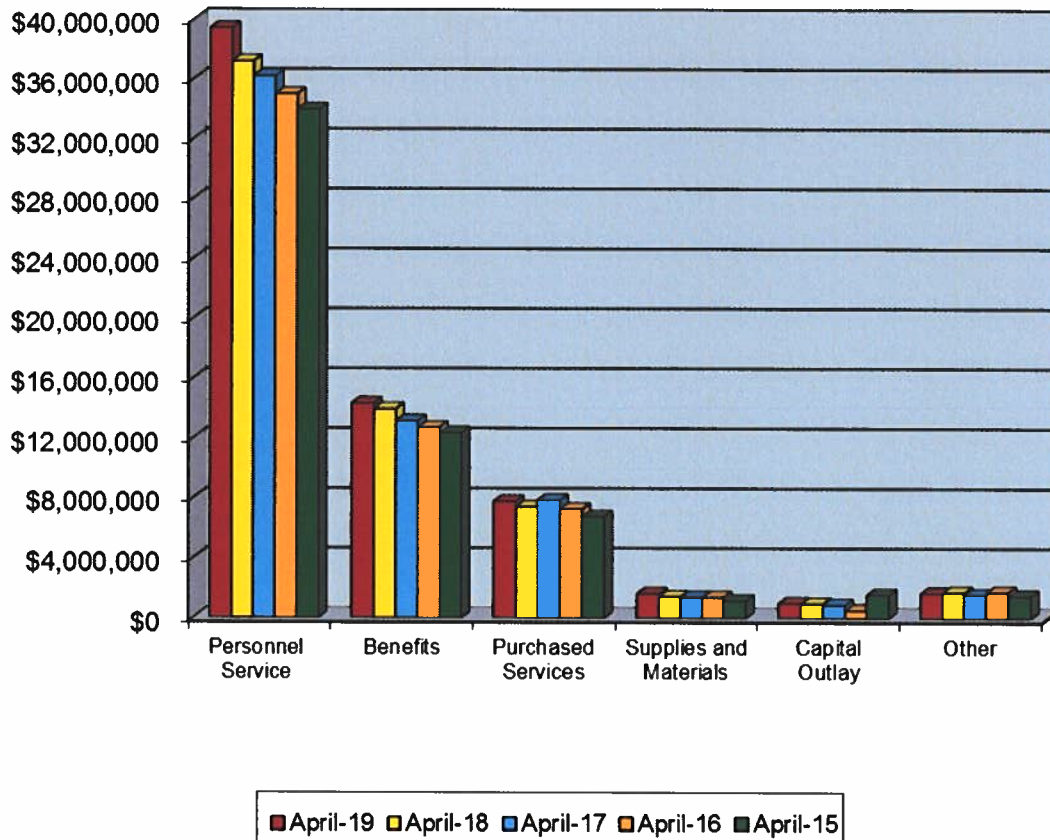
General Fund Summary

April 2019

Expenditures

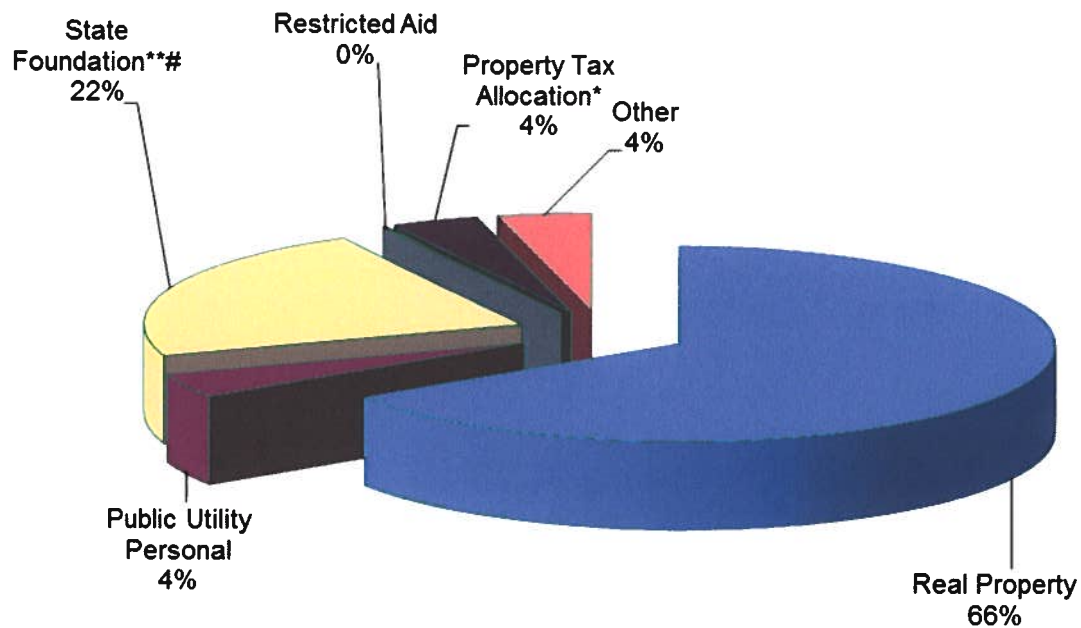
1. Personnel Services– The costs for personnel services for the School District from the beginning of the fiscal year until April 30, 2019 was \$39,387,487.80. This was an increase of 5.9% above last year at this time. \$3,602,076.69 was spent in April.
2. Benefits – The cost for benefits for the School District from the beginning of the fiscal year until April 30, 2019 was \$14,341,401.16. This was an increase of 2.8% above last year at this time. \$1,378,480.33 was spent in April.
3. Purchased Services – The cost for purchased services for the district from the beginning of the fiscal year until April 30, 2019 total \$7,779,314.84. This was a 4.9% increase above last year at this time and is due to Professional Services, Nursing Services, Repair Services, Garbage Removal, Insurances, Rentals, Leases, Travel, Telephone, Advertising, Gas, Other Tuition, Open Enrollment, and Payment in Lieu of Transportation. \$878,791.48 was spent in April.
4. Supplies and Materials – The cost for supplies and materials for the district from the beginning of the fiscal year until April 30, 2019 total \$1,629,915.09. This was a 13.9% increase above last year at this time. General Supplies, Preschool Supplies, Nursing Supplies, Textbooks, Media Supplies, Periodicals, Newspapers, Electronic Subscriptions, Custodial/Maintenance Supplies, and Transportation Supplies account for this increase. \$163,896.36 was spent in April.
5. Capital Outlay – The cost for capital outlay for the district from the beginning of the fiscal year until April 30, 2019 total \$1,004,737.00. This was a 3.9% increase above last year at this time and was mainly due to Special Education Equipment, New Equipment District, and Technology Equipment expense at this time last year. \$230,593.02 was spent in April.
6. Other – The cost of other expenditures excluding transfers for the district was \$1,670,837.13 for the fiscal year until April 30, 2019. This was a 3.2% decrease below last year at this time. \$497,598.59 was spent in April. Dues and Fees, District Audit, Assessments, and Information Service Awards and Prizes costs make up the majority of this decrease.

General Fund Expenditures

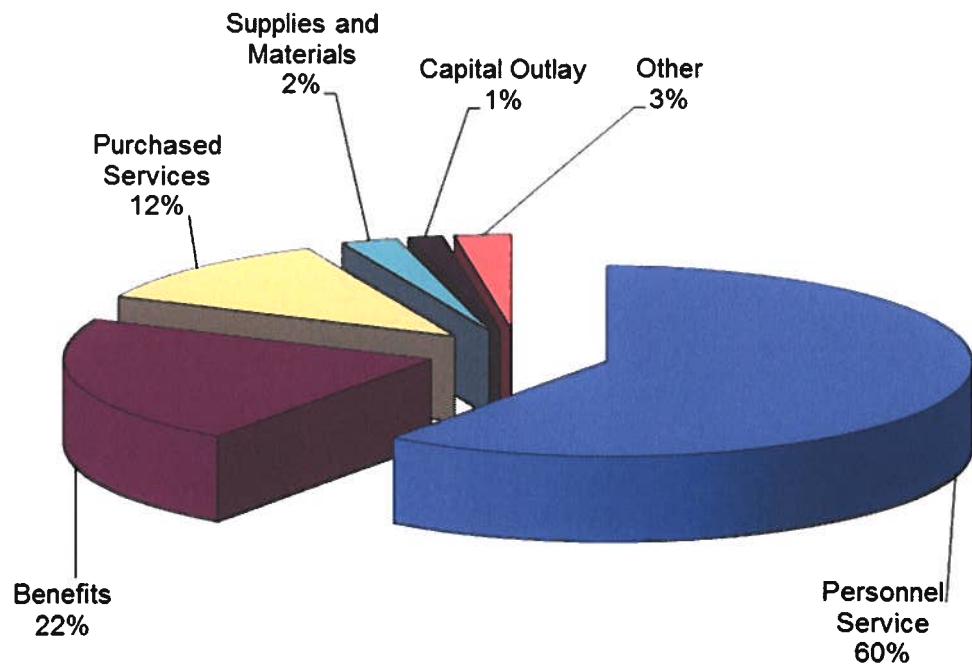


	April-19	April-18	April-17	April-16	April-15	Current Forecast
Personnel Service	\$39,387,488	\$37,181,912	\$36,199,956	\$35,005,456	\$33,970,091	\$47,863,250
Benefits	\$14,341,401	\$13,957,511	\$13,157,810	\$12,702,980	\$12,357,836	\$17,567,947
Purchased Services	\$7,779,315	\$7,419,353	\$7,852,981	\$7,275,068	\$6,762,206	\$9,597,447
Supplies and Materials	\$1,629,915	\$1,431,383	\$1,398,468	\$1,389,358	\$1,160,011	\$2,047,398
Capital Outlay	\$1,004,737	\$968,058	\$879,239	\$519,586	\$1,550,668	\$1,485,021
Other	\$1,670,837	\$1,725,651	\$1,555,052	\$1,737,624	\$1,490,062	\$1,919,058
Transfers and Adv., Etc.	\$428,000	\$453,988	\$452,956	\$486,731	\$447,832	\$855,706
Other than Debt						
Total	\$66,241,693	\$63,137,856	\$61,496,462	\$59,116,804	\$57,738,707	\$81,335,827

Current General Fund Revenue



Current General Fund Expenditures



APRIL 2019

MEDINA CITY SCHOOLS BANK REC

Balance

Bank Balance - Regular Account	Q		3,611,841.26
Petty Cash			
Financial Checks Outstanding		1,017,455.79	
Worker Comp Outstanding		32.87	
Flex O/S Checks		600.67	
Payroll Checks Outstanding		89,989.98	
		1,108,079.31	2,503,761.95
Flex Spending Bank Acct		43,686.95	43,686.95
Investments:			
Sweep Account		0.00	
Redtree Investments		23,250,808.41	
T. Rowe - Collins		324,481.69	
T. Rowe - Bushman		0.00	
Scudder -Collins		301,498.37	
Scudder - Bushman		5,624.48	
Kanehl Stocks		4,979.46	
Star Ohio (22923)		30,163,670.58	
Multi-Bank Securities		15,574,000.00	
Multi-Bank Money Market		248,011.51	
Multi-Bank Accrued Interest			
Fifth Third Securities		10,119,963.30	
Fifth Third Accd Interest			
Fifth Third Money Market		259,177.81	
	Total	80,252,215.61	82,799,664.51
Adjustments			
Deposits in Transit		265,890.49	
Expenses not posted		164.24	
	Total	266,054.73	83,065,719.24
MCSD Balance			83,065,719.24
Difference Between Bank vs. Book			0.00

Medina City Schools

Sales Tax Update

Date	Sales Tax Description	Receipts	Expenditures	Balance
July 1, 2018	Beginning Balance (071) Sales Tax and (002-9012) Bond			\$3,368,024.17
July	Trustee Fee for COPs		\$1,250.00	\$3,366,774.17
	6-Month Asbestos Surveillance Inspection and Reports		\$525.00	\$3,366,249.17
	Total Bleacher System and Grandstand Inspection Districtwide		\$4,968.00	\$3,361,281.17
	Installation of Carpet in Three Offices at Heritage		\$1,260.00	\$3,360,021.17
	MHS Roof Replacement Project		\$215,100.00	\$3,144,921.17
	Project Bidding and Construction Tasks - Transportation		\$2,000.00	\$3,142,921.17
	Engineering, Bidding and Construction Tasks - Tennis Courts		\$500.00	\$3,142,421.17
	Consultant Fee for Demolition and Replacement of Roof at HS		\$3,135.00	\$3,139,286.17
	Sales Tax Distribution	\$722,408.17		\$3,861,694.34
	Vinyl Floor Replacement at Blake		\$4,075.00	\$3,857,619.34
	Fleet Master Lease Agreement		\$9,519.82	\$3,848,099.52
	Hot Water Tanks at Claggett		\$17,770.00	\$3,830,329.52
	Architect and Blueprint Fees for Claggett Improvement Project		\$2,842.92	\$3,827,486.60
August	Locker Bay Conversion to Classrooms - Root		\$60,800.00	\$3,766,686.60
	Project Bidding and Construction Tasks - Transportation		\$1,694.50	\$3,764,992.10
	Engineering, Bidding and Construction Tasks - Tennis Courts		\$750.00	\$3,764,242.10
	Fleet Master Lease Agreement		\$9,519.82	\$3,754,722.28
	Architect, Engineer and Project Manager for Root Locker Renovation		\$7,084.09	\$3,747,638.19
	MHS Roof Replacement Project		\$79,200.00	\$3,668,438.19
	Metal Lockers - Delivered, Assembled, Installed Root		\$13,167.00	\$3,655,271.19
	Consultant Fee for Demolition and Replacement of Roof at MHS		\$3,135.00	\$3,652,136.19
September	Claggett MS Cafeteria Improvements		\$102,030.00	\$3,550,106.19
	Architect, Engineer and Project Manager Fees for Root Locker Bay Proj		\$1,545.46	\$3,548,560.73
	Project Bidding and Construction Tasks at Transportation Facility		\$13,648.00	\$3,534,912.73
	Engineering, Bidding and Construction Tasks at Tennis Courts		\$3,000.00	\$3,531,912.73
	Fleet Master Lease Agreement		\$9,519.82	\$3,522,392.91
	Exterior Door for Mechanical Room at Claggett		\$3,395.00	\$3,518,997.91
	Blinds and Installation for Various Classrooms at Garfield		\$7,171.00	\$3,511,826.91
	Blinds and Installation for Various Classrooms at Claggett		\$3,744.00	\$3,508,082.91
October	Transportation Paving Project		\$399,717.23	\$3,108,365.68
	EIFS Repair and Painting at Blake		\$19,000.00	\$3,089,365.68
	Transfer Funds Placed in Account in Error		\$8,000.00	\$3,081,365.68
	Sales Tax Distribution	\$841,911.37		\$3,923,277.05
	Fleet Master Lease Agreement		\$9,519.82	\$3,913,757.23
	Architect, Engineer and PM Fee for Root Locker Bay Conversion		\$1,002.04	\$3,912,755.19
	Engineering, Bidding and Construction Task - Tennis Courts		\$600.00	\$3,912,155.19
	MHS Tennis Court Repair		\$194,652.50	\$3,717,502.69
	Two Doors for Cafeteria from Kitchen at Claggett		\$3,420.00	\$3,714,082.69
	Locker Bay Conversion, Operable Partition - Root		\$62,488.00	\$3,651,594.69
November	COP's Principal and Interest		\$1,276,815.02	\$2,374,779.67
	Fleet Master Lease Agreement		\$9,519.82	\$2,365,259.85
	Special Lite FRP Entry Units/Upgrade to Half Glass		\$14,600.00	\$2,350,659.85
	Additional Cost to MHS Tennis Court Improvement/Repairs		\$33,836.99	\$2,316,822.86
December	Fleet Master Lease Agreement		\$9,519.82	\$2,307,303.04
	Consultant Fee for Demolition and Replacement of Roof at High School		\$3,135.00	\$2,304,168.04
	Project Bidding and Construction Tasks at Transportation Facility		\$4,350.50	\$2,299,817.54
January 2019	6-Month Asbestos Surveillance Inspection and Reports		\$525.00	\$2,299,292.54
	Fleet Master Lease Agreement		\$9,519.82	\$2,289,772.72
	MHS Roof Replacement P		\$47,132.19	\$2,242,640.53
	Sales Tax Distribution	\$834,785.58		\$3,077,426.11
February	Fleet Master Lease Agreement		\$9,519.82	\$3,067,906.29
	Bundled Pricing for Transportation Radios		\$129,837.14	\$2,938,069.15
	Project Bidding and Construction Tasks for Improvements to Transportation		\$525.00	\$2,937,544.15
	Engineering, Bidding and Construction Tasks for Tennis Court Repair		\$400.00	\$2,937,144.15
	Northrop Connector Trail Consulting		\$1,042.50	\$2,936,101.65
	Root Middle School Partitions		\$2,015.00	\$2,934,086.65
March	Property Purchase		\$65,162.75	\$2,868,923.90

Medina City Schools

Sales Tax Update

Date	Sales Tax Description	Receipts	Expenditures	Balance
	Kingdom Title Reimbursement		(\$8.00)	\$2,868,931.90
	Acquistic Survey for Heritage Gymnasium and Cafeteria		\$650.00	\$2,868,281.90
	Summer Paving Program		\$3,225.00	\$2,865,056.90
	Fleet Master Lease Agreement		\$9,519.82	\$2,855,537.08
	Northrop Connector Trail Consulting Work		\$3,822.50	\$2,851,714.58
	Additional Services Relating to Tennis Court Repair Project		\$7,500.00	\$2,844,214.58
	Ella Canavan Elementary Roof Replacement Consulting and Supervision		\$6,934.00	\$2,837,280.58
April	Summer Paving Program		\$4,583.50	\$2,832,697.08
	Sandridge Food		(\$5,000.00)	\$2,837,697.08
	Medina Athletic Boosters		(\$8,000.00)	\$2,845,697.08
	Sales Tax Distribution	\$865,539.44		\$3,711,236.52
	Northrop Connector Trail Consulting Work		\$1,737.50	\$3,709,499.02
	Fleet Master Lease Agreement		\$10,567.84	\$3,698,931.18
	Fiscal Year Totals	\$3,264,644.56	\$2,933,737.55	

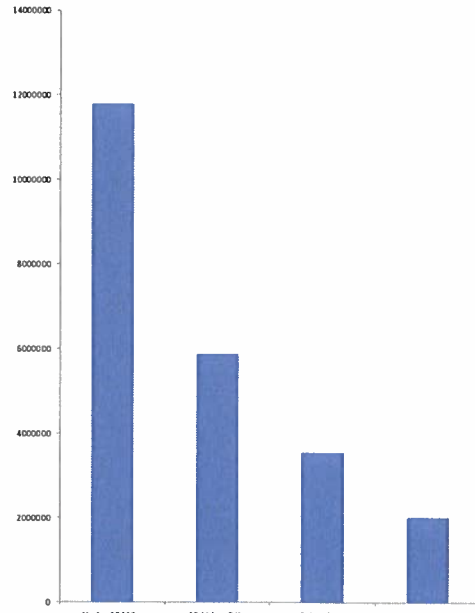
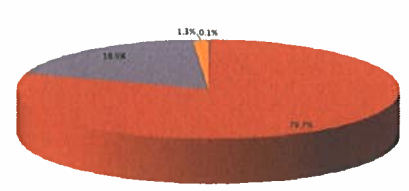
Medina City Schools

Recreation Center Update

Date	Description	District Revenue	District Expenses	City Reimbursements	Total Balance
July 1, 2018	Beginning Balance (003-9001)				\$ 593,959.31
07/25/18	Donation - Partner Mktg	\$240.09			\$ 594,199.40
08/07/18	Services Provided for Repair of Flooring			\$480.00	\$ 594,679.40
08/07/18	Balance Due on Gym Flooring Upgrade			\$6,609.80	\$ 601,289.20
08/09/18	Women's Locker Room Painting		\$2,340.00		\$ 598,949.20
08/09/18	Tile Repair		\$1,523.06		\$ 597,426.14
08/20/18	Draper Top Roll Divider Curtain for Field House		\$10,957.50		\$ 586,468.64
08/20/18	Labor and Materials to Repair Bird Holes in EIF's		\$4,475.00		\$ 581,993.64
09/12/18	Rubber Stair Treads/Landing Rubber Tile/Remv		\$4,470.00		\$ 577,523.64
09/12/18	Elevator Flooring Replacement		\$770.00		\$ 576,753.64
10/08/18	Draper Top Roll Divider Curtain for Field House			\$11,730.00	\$ 588,483.64
10/08/18	Tile Repair			\$761.53	\$ 589,245.17
10/08/18	Women's Locker Room Painting			\$1,170.00	\$ 590,415.17
10/30/18	Running Belt/17" Idler Shaft/Drive Shaft - Mercury		\$9,309.50		\$ 581,105.67
11/06/18	Monarch		\$0.00	\$2,620.00	\$ 583,725.67
11/09/18	Line Replacement at MCRC		\$1,250.00		\$ 582,475.67
11/09/18	Replacement of Corrode Hardware for Lights		\$6,073.40		\$ 576,402.27
11/19/18	Per Quote 000793 Rec Center Cameras		\$3,128.00		\$ 573,274.27
11/29/18	MRC Account Error 03-21-18		(\$1,725.03)		\$ 574,999.30
12/11/18	Per Quote 000793 Rec Center Cameras		\$3,274.00		\$ 571,725.30
12/27/18	Running Belt/17" Idler Shaft/Drive Shaft - Mercury			\$4,654.75	\$ 576,380.05
12/27/18	Replacement of Corrode Hardware for Lights			\$3,036.70	\$ 579,416.75
12/27/18	Line Replacement at MCRC			\$625.00	\$ 580,041.75
12/27/18	Stainless Steel Switchplate Engraving			\$100.00	\$ 580,141.75
01/08/19	Donation - Partner Mktg	\$2,315.69			\$ 582,457.44
01/08/19	Labor and Materials to Repair Bird Holes in EIF's			\$2,237.50	\$ 584,694.94
01/08/19	Per Quote 000793 Rec Center Cameras			\$3,201.00	\$ 587,895.94
01/08/19	Paving Program Engineering, Bidding, and Construction			\$1,350.00	\$ 589,245.94
01/08/19	Men's Single and Two Tier Locker Refinishing			\$1,554.00	\$ 590,799.94
01/08/19	Tile Repair			\$310.00	\$ 591,109.94
01/22/19	Transfer from 001 (Difference will be made in February)	\$10,000.00			\$ 601,109.94
02/01/19	Correction of Transfer from 001	\$90,000.00			\$ 691,109.94
02/21/19	MCRC Slide Landing and Stair Concrete Repair		\$14,575.00		\$ 676,534.94
03/20/19	Replace RH Coils in AH-T1 and AH-SI		\$27,800.00		\$ 648,734.94
03/21/19	MCRC Slide Landing and Stair Concrete Repair			\$7,287.50	\$ 656,022.44
03/28/19	Consulting Services for Roof Replacement		\$58,377.00		\$ 597,645.44
04/03/19	Donation - Partner Mktg	\$1,828.16			\$ 599,473.60
Total Revenues, Expenditures and Reimbursements		\$ 104,383.94	\$ 146,597.43	\$ 47,727.78	

Monthly Investment Summary
Medina City School District
US Bank Custodian Acct Ending x70982
 April 30, 2019

Monthly Cash Flow Activity		Market Value Summary				
From 03-31-19 through 04-30-19		Security Type	Market Value	Pct. Assets	Avg Yield at Cost	Wght Avg Mat
Beginning Book Value	23,211,440.37	Money Market Fund				
Contributions	0.00	MONEY MARKET FUND	17,954.53	0.1	2.32	0.00
Withdrawals	0.00	Fixed Income				
Realized Gains/Losses	466.70	U.S. GOVERNMENT AGENCY NOTES	18,451,741.71	79.5	1.74	1.44
Gross Interest Earnings	38,901.34	U.S. TREASURY BILLS	304,411.65	1.3	2.50	0.08
Ending Book Value	23,250,808.41	U.S. TREASURY NOTES	4,376,434.68	18.9	2.53	0.51
		Accrued Interest	60,019.96	0.3		
		TOTAL PORTFOLIO	23,210,562.53	100.0	1.90	1.25

Maturity Distribution		Security Type Allocation	
<p align="center">Distribution by Maturity</p> 			

Disclosures:

RedTree's internal accounting system is used as the source of the market value of this account. Although obtained from a source believed to be reliable, we cannot guarantee its accuracy. You should review all account statements provided by the custodian and compare with the statements provided by RedTree.

Questions? Call 888.596.2293 or email info@redtreeinv.com

Portfolio Holdings Report
Medina City School District
US Bank Custodian Acct Ending x70982
 April 30, 2019

Quantity	Cusip	Security Description	Moody's	S&P	Cost Basis	Market Value	Yield at Cost	Wtd Maturity	Purchase Date
U.S. GOVERNMENT AGENCY NOTES									
2,500,000	3135G0K93	Federal Natl Mtg Assoc 1.250% Due 06-28-19	Aaa	AA+	2,500,000.00	2,495,035.00	1.25	0.16	06-28-16
2,140,000	3130A9EP2	Federal Home Ln Bank 1.000% Due 09-26-19	Aaa	AA+	2,139,807.40	2,127,707.84	1.00	0.40	09-30-16
40,000	3130A9EP2	Federal Home Ln Bank 1.000% Due 09-26-19	Aaa	AA+	39,946.20	39,770.24	1.05	0.40	10-31-16
2,420,000	3136G2RQ2	Federal Natl Mtg Assoc 1.400% Due 10-29-19	Aaa	AA+	2,420,000.00	2,407,653.16	1.40	0.49	10-29-15
1,270,000	3136G3J71	Federal Natl Mtg Assoc 1.420% Due 07-27-20	Aaa	AA+	1,270,000.00	1,253,303.31	1.42	1.22	07-27-16
1,520,000	3136G35C5	Federal Natl Mtg Assoc 1.400% Due 08-28-20	Aaa	AA+	1,520,000.00	1,499,460.24	1.40	1.30	08-30-16
2,130,000	3136G4AL7	Federal Natl Mtg Assoc 1.500% Due 09-30-20	Aaa	AA+	2,130,000.00	2,105,404.89	1.50	1.39	09-30-16
1,000,000	3134GTFX6	Federal Home Ln Mtg 2.650% Due 04-08-21	Aaa	AA+	1,000,000.00	1,000,027.00	2.65	1.88	04-08-19
1,545,000	3136G34Y8	Federal Natl Mtg Assoc 1.600% Due 08-24-21	Aaa	AA+	1,545,000.00	1,520,796.03	1.60	2.25	08-30-16
2,000,000	3130AFZK6	Federal Home Ln Bank 2.900% Due 03-28-22	Aaa	AA+	2,000,000.00	2,001,468.00	2.90	2.77	03-28-19
2,000,000	3134GS6V2	Federal Home Ln Mtg 2.750% Due 12-27-22	Aaa	AA+	2,000,000.00	2,001,116.00	2.75	3.45	03-27-19
Accrued Interest						40,973.71			
					18,564,753.60	18,492,715.42	1.74	1.44	
U.S. TREASURY NOTES									
1,615,000	912828TN0	US Treasury Note 1.000% Due 08-31-19	Aaa	AA+	1,602,319.73	1,606,987.98	2.53	0.33	02-21-19
1,440,000	912828G61	US Treasury Note 1.500% Due 11-30-19	Aaa	AA+	1,431,562.51	1,432,012.32	2.48	0.57	04-23-19
1,345,000	912828G95	US Treasury Note 1.625% Due 12-31-19	Aaa	AA+	1,333,021.09	1,337,434.37	2.60	0.66	01-24-19
Accrued Interest						19,046.25			
					4,366,903.33	4,395,480.93	2.53	0.51	
U.S. TREASURY BILLS									
305,000	912796RR2	US Treasury Bill 0.000% Due 05-30-19	P-1	A-1+	301,196.95	304,411.65	2.50	0.08	11-29-18
MONEY MARKET FUND									
	USBMMF	First American Treasury Obligations Fund			17,954.53	17,954.53	2.32		
TOTAL PORTFOLIO					23,250,808.41	23,210,562.53	1.90	1.25	

Disclosures:

RedTree's internal accounting system is used as the source of the market value of this account. Although obtained from a source believed to be reliable, we cannot guarantee its accuracy. You should review all account statements provided by the custodian and compare with the statements provided by RedTree.

Questions? Call 888.596.2293 or email info@redtreeinv.com

Monthly Activity Reports
Medina City School District
US Bank Custodian Acct Ending x70982
 From 04-01-19 Through 04-30-19

GROSS INTEREST INCOME

Ex-Date	Pay-Date	Security	Amount
U.S. GOVERNMENT AGENCY NOTES			
04-01-19	04-01-19	Federal Natl Mtg Assoc 1.500% Due 09-30-20	15,975.00
04-08-19	04-08-19	Federal Home Ln Mtg 1.125% Due 04-15-19	5,406.25
04-15-19	04-15-19	Federal Home Ln Mtg 1.125% Due 04-15-19	6,862.50
04-29-19	04-29-19	Federal Natl Mtg Assoc 1.400% Due 10-29-19	16,940.00
			45,183.75
U.S. TREASURY NOTES			
04-22-19	04-23-19	US Treasury Note 1.500% Due 11-30-19	-8,545.05
U.S. TREASURY BILLS			
04-23-19	04-23-19	US Treasury Bill 0.000% Due 04-25-19	1,801.80
04-23-19	04-23-19	US Treasury Bill 0.000% Due 04-23-19	395.83
			2,197.63
MONEY MARKET FUND			
04-01-19	04-01-19	First American Treasury Obligations Fund	65.01
GROSS INCOME			38,901.34

Disclosures:

RedTree's internal accounting system is used as the source of the market value of this account. Although obtained from a source believed to be reliable, we cannot guarantee its accuracy. You should review all account statements provided by the custodian and compare with the statements provided by RedTree.

Questions? Call 888.596.2293 or email info@redtreeinv.com

Purchase and Sale
Medina City School District
US Bank Custodian Acct Ending x70982
 From 04-01-19 Through 04-30-19

Trade Date	Settle Date	Quantity	Security	Unit Price	Amount
PURCHASES					
04-08-2019	04-08-2019	1,000,000	Federal Home Ln Mtg 2.650% Due 04-08-21	100.00	1,000,000.00
04-18-2019	04-18-2019	1,200,000	US Treasury Bill 0.000% Due 04-23-19	99.97	1,199,604.17
04-22-2019	04-23-2019	1,440,000	US Treasury Note 1.500% Due 11-30-19	99.41	1,431,562.51
					3,631,166.68
SALES					
04-08-2019	04-08-2019	1,000,000	Federal Home Ln Mtg 1.125% Due 04-15-19	99.97	999,734.10
04-15-2019	04-15-2019	1,220,000	Federal Home Ln Mtg 1.125% Due 04-15-19	100.00	1,220,000.00
04-23-2019	04-23-2019	1,200,000	US Treasury Bill 0.000% Due 04-23-19	100.00	1,200,000.00
04-23-2019	04-23-2019	185,000	US Treasury Bill 0.000% Due 04-25-19	99.99	184,976.71
					3,604,710.81

Disclosures:

RedTree's internal accounting system is used as the source of the market value of this account. Although obtained from a source believed to be reliable, we cannot guarantee its accuracy. You should review all account statements provided by the custodian and compare with the statements provided by RedTree.

Questions? Call 888.596.2293 or email info@redtreeinv.com

Realized Gains/Losses
Medina City School District
US Bank Custodian Acct Ending x70982
 From 04-01-19 Through 04-30-19

Open Date	Close Date	Quantity	Security	Cost Basis	Proceeds	Gain Or Loss	
						Short Term	Long Term
03-21-2016	04-08-2019	1,000,000	Federal Home Ln Mtg 1.125% Due 04-15-19	999,670.00	999,734.10		64.10
03-21-2016	04-15-2019	1,220,000	Federal Home Ln Mtg 1.125% Due 04-15-19	1,219,597.40	1,220,000.00		402.60
TOTAL GAINS						0.00	466.70
TOTAL LOSSES						0.00	0.00
TOTAL REALIZED GAIN/LOSS						0.00	466.70
		466.70					

Disclosures:

RedTree's internal accounting system is used as the source of the market value of this account. Although obtained from a source believed to be reliable, we cannot guarantee its accuracy. You should review all account statements provided by the custodian and compare with the statements provided by RedTree.

Questions? Call 888.596.2293 or email info@redtreeinv.com

ENV# CEBGZDCKBBJKPNN_BBBBB
FIFTH THIRD SECURITIES, INC.
MD 1M0B2A
5050 KINGSLEY DRIVE
CINCINNATI, OH 45263

MEDINA CITY SCHOOLS
DAVID CHAMBERS
739 WEYMOUTH RD
MEDINA OH 44256



STATEMENT FOR THE PERIOD APRIL 1, 2019 TO APRIL 30, 2019

MEDINA CITY SCHOOLS - Corporation
Account Number: [REDACTED]

By the courtesy of:
CARTER/SAVAGE

For questions about your accounts:
Local: 614 744 5496
In-State: 614 744 7074
National: 888 889 1025

TOTAL VALUE OF YOUR PORTFOLIO **\$10,377,008.49**

FOR YOUR INFORMATION


Fifth Third Securities, Inc. Investments offered through Fifth Third Securities, Inc., member
FINRA/SIPC

Fifth Third Securities, Inc.

MN_CEBGZDCKBBJKPNN_BBBBB 20190430

CHANGE IN VALUE OF YOUR PORTFOLIO

\$ millions



Change In Value Of Your Portfolio information can be found in Miscellaneous Footnotes at the end of this statement.

Account carried with National Financial Services LLC, Member
NYSE, SIPC

Statement for the Period April 1, 2019 to April 30, 2019

MEDINA CITY SCHOOLS - Corporation
Account Number: [REDACTED]



Account Overview

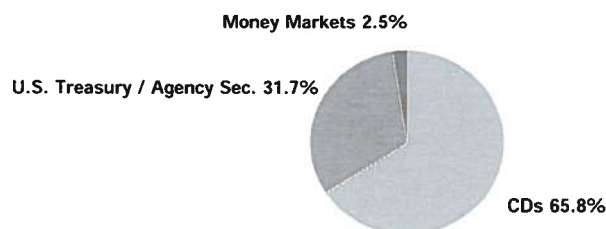
CHANGE IN ACCOUNT VALUE	Current Period	Year-to-Date
BEGINNING VALUE	\$10,367,344.38	\$10,317,544.71
Additions and Withdrawals	(\$15,053.18)	(\$102,931.58)
Income	\$15,053.18	\$72,245.50
Taxes, Fees and Expenses	\$0.00	\$0.00
Change in Value	\$9,664.11	\$90,149.86
ENDING VALUE (AS OF 04/30/19)	\$10,377,008.49	\$10,377,008.49

Refer to Miscellaneous Footnotes for more information on Change in Value.

INCOME	Current Period	Year-to-Date
TAXABLE		
Taxable Dividends	\$438.02	\$746.77
Taxable Interest	\$14,615.16	\$71,498.73
TOTAL TAXABLE	\$15,053.18	\$72,245.50
TOTAL INCOME	\$15,053.18	\$72,245.50

Taxable income is determined based on information available to NFS at the time the statement was prepared, and is subject to change. Final information on taxation of interest and dividends is available on Form 1099-Div, which is mailed in February of the subsequent year.

ACCOUNT ALLOCATION



	Percent	Prior Period	Current Period
Money Markets	2.5 %	\$9,177.81	\$259,177.81
CDs	65.8	\$7,065,754.57	\$6,824,897.68
U.S. Treasury / Agency Sec.	31.7	\$3,292,412.00	\$3,292,933.00
TOTAL	100.0 %	\$10,367,344.38	\$10,377,008.49

Account Allocation shows the percentage that each asset class represents of your total account value. Account Allocation for equities, fixed income, and other categories may include mutual funds and may be net of short positions. NFS has made assumptions concerning how certain mutual funds are allocated. Closed-end mutual funds and Exchange Traded Products (ETPs) listed on an exchange may be included in the equity allocation. The chart may not reflect your actual portfolio allocation. Consult your broker/dealer prior to making investment decisions.

Statement for the Period April 1, 2019 to April 30, 2019

MEDINA CITY SCHOOLS - Corporation

Account Number: [REDACTED]



Account Overview *continued*

MESSAGES AND ALERTS

Customers wishing to learn more about their investment professional can contact the FINRA BrokerCheck Hotline Number at 1-800-289-9999 or visit the FINRA Regulation website www.finra.org. Customers can also obtain an investor brochure that includes information describing the FINRA BrokerCheck program by contacting Brokerage Operations 1-888-889-1025.

Statement for the Period April 1, 2019 to April 30, 2019

MEDINA CITY SCHOOLS - Corporation

Account Number: [REDACTED]



Holdings

NFS-provided cost basis, realized gain (loss) and holding period information may not reflect all adjustments necessary for tax purposes. Please refer to Footnotes and Cost Basis Information at the end of this statement for more information.

For additional information regarding your holdings, please refer to the footnotes at the end of the statement.

CASH AND CASH EQUIVALENTS - 2.50% of Total Account Value

Description	Symbol/Cusip Account Type	Quantity	Price on 04/30/19	Current Market Value	Estimated Annual Income
Money Markets					
FEDERATED TREASURY OBLIGATIONS IS 7 DAY YIELD 2.31%	TOIXX	259,177.81	\$1.00	\$259,177.81	
Dividend Option Cash	CASH				
Capital Gain Option Cash					
Total Cash and Cash Equivalents				\$259,177.81	

Statement for the Period April 1, 2019 to April 30, 2019

MEDINA CITY SCHOOLS - Corporation

Account Number: [REDACTED]



**Fifth Third
Securities**

HOLDINGS > FIXED INCOME - 97.50% of Total Account Value

ALERT: You have a fixed income position due to mature within the next 90 days.

For an explanation of fixed income pricing, please see the last page. Redemption schedule(s), bond rating(s), and other information are provided where available. If information does not appear regarding a particular investment, it is not available. The ratings on this statement are provided by Standard & Poor's and/or Moody's to rate the quality based on the respective rating agency's assessment. Ratings information from Standard & Poor's ("S&P") may not be reproduced. S&P credit ratings are statements of opinion and are not statements of fact or recommendations to purchase, hold, or sell securities, nor do they address the suitability of securities for investment purposes, and should not be relied on as investment advice. S&P does not guarantee the accuracy, completeness, timeliness or availability of any information, including ratings, and is not responsible for errors or omissions (negligent or otherwise). S&P gives no express or implied warranties, including but not limited to any warranties of merchantability or fitness for a particular purpose or use. S&P shall not be liable for any direct, indirect, incidental, exemplary, compensatory, punitive, special or consequential damages, costs, expenses, legal fees, or losses (including lost income or profits and opportunity costs) in connection with any use of ratings.

Description	Symbol/Cusip Account Type	Quantity	Estimated Price on 04/30/19	Estimated Current Market Value	Estimated Annual Income	Original/Adjusted Cost Basis	Unrealized Gain (Loss)
-------------	------------------------------	----------	-----------------------------------	--------------------------------------	----------------------------	---------------------------------	---------------------------

CDs

Certificates of Deposit (CDs), including Market Indexed CDs and Market Linked CDs (collectively, MCDs) are generally shown at estimated market prices based upon a matrix or model pricing method that may not represent the actual price if sold prior to maturity. However, CDs and MCDs may be shown at face value for up to seven calendar days from date of issue if estimated market prices have not been received from a third party pricing vendor. The actual value of CDs and MCDs may be different from their purchase price. CDs and MCDs are subject to interest rate risk. The estimated market price reflected for MCDs may not be based on the actual closing value of the linked market index on the final maturity date and the market value of MCDs may not correspond directly to increases or decreases in the underlying linked market index. You may sell CDs or MCDs in the secondary market subject to market conditions. The secondary market for CDs and MCDs is generally illiquid. If sold prior to maturity, the value of MCDs may be less than the purchase amount or face value. The sale or redemption of any fixed income security prior to maturity may result in a substantial gain or loss, and an early withdrawal penalty may apply. Certain MCDs may only be redeemed on pre-specified liquidation dates and may have call features that allow the issuer to call the MCD prior to maturity. Certain Step Rate CDs are also subject to reinvestment risk if call provisions are exercised by the issuer and if a CD with a comparable rate is not available.

See sales materials or contact your broker/dealer for additional information.

CAPITAL BK LITTLE ROCK CD 1.40000%	139797FV1	250,000	\$0.99959	\$249,897.50	\$3,500.00	\$250,000.00	
05/17/2019 FDIC INSURED	CASH						
CPN PMT MONTHLY							
Next Interest Payable: 05/17/19							
Estimated Yield 1.40%							
Accrued Interest \$134.25							
Average Unit Cost \$1.00							
Adjusted Cost Basis						\$250,000.00	D (\$102.50)
FIFTH THIRD BK CINCINNATI STN CD	316777WA5	245,000	\$0.99995	\$244,987.75		\$245,000.00	
2.25000% 05/30/2019 FDIC INSURED	CASH						
CPN PMT @ MATURITY							
ON MAY 30							
1ST CPN DTE 05/30/2019							
Accrued Interest \$5074.52							
Average Unit Cost \$1.00							
Adjusted Cost Basis						\$245,000.00	D (\$12.25)
STATE BK INDIA NEW YORK NY CD 1.60000%	856285CB5	250,000	\$0.99894	\$249,735.00	\$4,000.00	\$250,000.00	
06/24/2019 FDIC INSURED	CASH						
CPN PMT SEMI-ANNUAL							
ON DEC 23, JUN 23							

Fifth Third Securities, Inc.

Account carried with National Financial Services LLC, Member
NYSE, SIPC

MN_CEBGZDCKBBJKPNN_BBBBB 20190430

Statement for the Period April 1, 2019 to April 30, 2019

MEDINA CITY SCHOOLS - Corporation
Account Number: [REDACTED]



HOLDINGS > FIXED INCOME *continued*

Description	Symbol/Cusip Account Type	Quantity	Estimated Price on 04/30/19	Estimated Current Market Value	Estimated Annual Income	Original/Adjusted Cost Basis	Unrealized Gain (Loss)
STATE BK INDIA NEW YORK NY CD 1.60000% Next Interest Payable: 06/23/19 Estimated Yield 1.60% Accrued Interest \$1413.70 Average Unit Cost \$1.00 Adjusted Cost Basis	856285CB5	<i>continued</i>				\$250,000.00 D	(\$265.00)
FIRST CENTY BK TAZEWEILL TENN CD 1.50000% 08/09/2019 FDIC INSURED CPN PMT MONTHLY Next Interest Payable: 05/10/19 Estimated Yield 1.50% Accrued Interest \$215.75 Average Unit Cost \$1.00 Adjusted Cost Basis	319428AB4 CASH	250,000	\$0.99762	\$249,405.00	\$3,750.00	\$250,000.00 D	(\$595.00)
SUMMIT CMNTY BK MOOREFIELD WV CD 1.45000% 11/08/2019 FDIC INSURED CPN PMT MONTHLY Next Interest Payable: 05/08/19 Estimated Yield 1.45% Accrued Interest \$228.42 Average Unit Cost \$1.00 Adjusted Cost Basis	86604XLJ3 CASH	250,000	\$0.99513	\$248,782.50	\$3,625.00	\$250,000.00 D	(\$1,217.50)
YADKIN VY BK & TR CO ELKIN N C CD 1.50000% 01/24/2020 FDIC INSURED CPN PMT MONTHLY Next Interest Payable: 05/25/19 Estimated Yield 1.51% Accrued Interest \$61.64 Average Unit Cost \$1.00 Adjusted Cost Basis	984308ET9 CASH	250,000	\$0.99326	\$248,315.00	\$3,750.00	\$250,000.00 D	(\$1,685.00)
WORLDS FOREMOST BK SYDNEY NEB CD 1.75000% 01/27/2020 FDIC INSURED CPN PMT MONTHLY Next Interest Payable: 05/26/19 Estimated Yield 1.75% Accrued Interest \$47.95 Average Unit Cost \$1.00 Adjusted Cost Basis	981571CX8 CASH	200,000	\$0.99504	\$199,008.00	\$3,500.00	\$200,000.00 D	(\$992.00)

Fifth Third Securities, Inc.

Account carried with National Financial Services LLC, Member
NYSE, SIPC

MN_CEBGZDCKBBJKPNN_BBBBB 20190430

Statement for the Period April 1, 2019 to April 30, 2019

MEDINA CITY SCHOOLS - Corporation

Account Number: [REDACTED]



**Fifth Third
Securities**

HOLDINGS > FIXED INCOME *continued*

Description	Symbol/Cusip Account Type	Quantity	Estimated Price on 04/30/19	Estimated Current Market Value	Estimated Annual Income	Original/Adjusted Cost Basis	Unrealized Gain (Loss)
WELLS FARGO BANK NATL ASSN CD 1.75000% 02/03/2020 FDIC INSURED CPN PMT MONTHLY Next Interest Payable: 05/01/19 Estimated Yield 1.75% Accrued Interest \$359.59 Average Unit Cost \$1.00 Adjusted Cost Basis	949763EG7 CASH	250,000	\$0.99492	\$248,730.00	\$4,375.00	\$250,000.00	
						\$250,000.00 D	(\$1,270.00)
TIAA FSB JACKSONVILLE FLA 1.95000% 11/23/2020 CD FDIC INSURED CPN PMT SEMI-ANNUAL ON MAY 21, NOV 21 Next Interest Payable: 05/21/19 Estimated Yield 1.96% Accrued Interest \$2124.54 Average Unit Cost \$1.00 Adjusted Cost Basis	87270LAW3 CASH	247,000	\$0.9922	\$245,073.40	\$4,816.50	\$247,000.00	
						\$247,000.00 D	(\$1,926.60)
ALLY BK MIDVALE UTAH CD 2.50000% 02/01/2021 FDIC INSURED CPN PMT SEMI-ANNUAL ON AUG 01, FEB 01 Next Interest Payable: 08/01/19 Estimated Yield 2.49% Accrued Interest \$1493.49 Average Unit Cost \$1.00 Adjusted Cost Basis	02007GAU7 CASH	245,000	\$1.00058	\$245,142.10	\$6,125.00	\$245,000.00	
						\$245,000.00 D	\$142.10
PRIME ALLIANCE BK UTAH CD 2.30000% 03/15/2021 FDIC INSURED CPN PMT MONTHLY Next Interest Payable: 05/13/19 Estimated Yield 2.30% Accrued Interest \$277.89 Average Unit Cost \$1.00 Adjusted Cost Basis	74160NFW5 CASH	245,000	\$0.99693	\$244,247.85	\$5,635.00	\$245,000.00	
						\$245,000.00 D	(\$752.15)
CAPITAL ONE BK USA NATL ASSN CD 2.25000% 04/19/2021 FDIC INSURED CPN PMT SEMI-ANNUAL	1404202B5 CASH	245,000	\$0.98988	\$242,520.60	\$5,512.50	\$243,858.30	

Fifth Third Securities, Inc.

MN_CEBGZDCKBBJKPNN_BBBBB 20190430

Account carried with National Financial Services LLC, Member
NYSE, SIPC

Statement for the Period April 1, 2019 to April 30, 2019

MEDINA CITY SCHOOLS - Corporation
Account Number: [REDACTED]



HOLDINGS > FIXED INCOME *continued*

Description	Symbol/Cusip Account Type	Quantity	Estimated Price on 04/30/19	Estimated Current Market Value	Estimated Annual Income	Original/Adjusted Cost Basis	Unrealized Gain (Loss)
CAPITAL ONE BK USA NATL ASSN CD 2.25000%	1404202B5	<i>continued</i>					
ON OCT 19, APR 19							
Next Interest Payable: 10/19/19							
Estimated Yield 2.27%							
Accrued Interest \$181.23							
Average Unit Cost \$1.00							
Adjusted Cost Basis						\$243,858.30 D	(\$1,337.70)
THIRD FED SVGS & LN ASSN OF CD 2.50000%	88413QBZ0	245,000	\$1.00038	\$245,093.10	\$6,125.00	\$245,000.00	
05/28/2021 FDIC INSURED	CASH						
CPN PMT SEMI-ANNUAL							
ON AUG 28, FEB 28							
Next Interest Payable: 08/28/19							
Estimated Yield 2.49%							
Accrued Interest \$1040.41							
Average Unit Cost \$1.00							
Adjusted Cost Basis						\$245,000.00 D	\$93.10
KS STATEBANK MANHATTAN KS CD 2.50000%	50116CBX6	245,000	\$1.00019	\$245,046.55	\$6,125.00	\$245,000.00	
06/21/2021 FDIC INSURED	CASH						
CPN PMT MONTHLY							
Next Interest Payable: 05/21/19							
Estimated Yield 2.50%							
Accrued Interest \$167.81							
Average Unit Cost \$1.00							
Adjusted Cost Basis						\$245,000.00 D	\$46.55
FIRST CHOICE BK CERRITOS CALIF CD	319461BJ7	250,000	\$0.99602	\$249,005.00	\$3,750.00	\$250,000.00	
1.50000% 06/30/2021 FDIC INSURED	CASH						
CPN PMT MONTHLY							
Next Interest Payable: 05/30/19							
CALLABLE ON 05/30/2019 @ 100.0000							
STEP COUPON							
RESET FREQUENCY TERM MODE							
NEXT RESET 06/29/2019 @ 2.25000							
Estimated Yield 1.50%							
Average Unit Cost \$1.00							
Adjusted Cost Basis						\$250,000.00 D	(\$995.00)
NORTHPOINTE BK GRAND RAPIDS MI CD	666613GN8	245,000	\$1.00104	\$245,254.80	\$6,247.50	\$245,000.00	
2.55000% 07/19/2021 FDIC INSURED	CASH						
CPN PMT MONTHLY							

Fifth Third Securities, Inc.

Account carried with National Financial Services LLC, Member
NYSE, SIPC

MN_CEBGZDCKBBJKPNN_BBBBBB 20190430

Statement for the Period April 1, 2019 to April 30, 2019

MEDINA CITY SCHOOLS - Corporation

Account Number: [REDACTED]



Fifth Third
Securities

HOLDINGS > FIXED INCOME *continued*

Description	Symbol/Cusip Account Type	Quantity	Estimated Price on 04/30/19	Estimated Current Market Value	Estimated Annual Income	Original/Adjusted Cost Basis	Unrealized Gain (Loss)
NORTHPOINTE BK GRAND RAPIDS MI CD Next Interest Payable: 05/19/19 Estimated Yield 2.54% Accrued Interest \$205.40 Average Unit Cost \$1.00 Adjusted Cost Basis	666613GN8	<i>continued</i>				\$245,000.00 D	\$254.80
SECURITY FED BK AIKEN S C CD 2.40000% 08/09/2021 FDIC INSURED CPN PMT MONTHLY Next Interest Payable: 05/07/19 CALLABLE ON 05/07/2019 @ 100.0000 Estimated Yield 2.40% Accrued Interest \$386.63 Average Unit Cost \$1.00 Adjusted Cost Basis	81423LCE0 CASH	245,000	\$0.99758	\$244,407.10	\$5,880.00	\$245,000.00 D	(\$592.90)
CELTIC BK SALT LAKE CITY UTAH CD 2.85000% 08/24/2021 FDIC INSURED CPN PMT MONTHLY Next Interest Payable: 05/24/19 Estimated Yield 2.82% Accrued Interest \$133.91 Average Unit Cost \$1.00 Adjusted Cost Basis	15118RPT8 CASH	245,000	\$1.00751	\$246,839.95	\$6,982.50	\$245,000.00 D	\$1,839.95
FIRSTTRUST SVGS BK PA CD 2.55000% 09/13/2021 FDIC INSURED CPN PMT MONTHLY Next Interest Payable: 05/12/19 Estimated Yield 2.54% Accrued Interest \$325.21 Average Unit Cost \$1.00 Adjusted Cost Basis	337630BJ5 CASH	245,000	\$1.0006	\$245,147.00	\$6,247.50	\$245,000.00 D	\$147.00
MEDALLION BK UTAH CD 2.45000% 02/16/2022 FDIC INSURED CPN PMT MONTHLY Next Interest Payable: 05/16/19 Estimated Yield 2.45% Accrued Interest \$246.68 Average Unit Cost \$1.00	58404DBD2 CASH	245,000	\$0.99634	\$244,103.30	\$6,002.50	\$245,000.00	

Fifth Third Securities, Inc.

Account carried with National Financial Services LLC, Member
NYSE, SIPC

MN_CEBGZDCKBBJKPNN_BBBBB 20190430

Statement for the Period April 1, 2019 to April 30, 2019

MEDINA CITY SCHOOLS - Corporation

Account Number: [REDACTED]



Fifth Third
Securities

HOLDINGS > FIXED INCOME *continued*

Description	Symbol/Cusip Account Type	Quantity	Estimated Price on 04/30/19	Estimated Current Market Value	Estimated Annual Income	Original/Adjusted Cost Basis	Unrealized Gain (Loss)
MEDALLION BK UTAH CD 2.45000% 02/16/2022	58404DBD2	<i>continued</i>					
Adjusted Cost Basis						\$245,000.00 D	(\$896.70)
HSBC BK USA N A MC LEAN VA CD 2.30000%	40434YFM4	250,000	\$0.99924	\$249,810.00	\$5,750.00	\$250,000.00	
02/17/2022 FDIC INSURED	CASH						
CPN PMT QUARTERLY							
ON MAY 17, AUG 17, NOV 17, FEB 17							
Next Interest Payable: 05/17/19							
CALLABLE ON 05/17/2019 @ 100.0000							
STEP COUPON							
RESET FREQUENCY TERM MODE							
NEXT RESET 02/17/2020 @ 2.85000							
Estimated Yield 2.30%							
Accrued Interest \$1134.25							
Average Unit Cost \$1.00							
Adjusted Cost Basis						\$250,000.00 D	(\$190.00)
NORTHFIELD BK STATEN ISLAND NY CD	66612ACG1	245,000	\$0.99625	\$244,081.25	\$6,002.50	\$245,000.00	
2.45000% 02/22/2022 FDIC INSURED	CASH						
CPN PMT SEMI-ANNUAL							
ON AUG 21, FEB 21							
Next Interest Payable: 08/21/19							
Estimated Yield 2.45%							
Accrued Interest \$1134.72							
Average Unit Cost \$1.00							
Adjusted Cost Basis						\$245,000.00 D	(\$918.75)
BRIDGEWATER BK BLOOMINGTON MN CD	108622GY1	245,000	\$1.00033	\$245,080.85	\$7,595.00	\$245,000.00	
3.10000% 08/15/2022 FDIC INSURED	CASH						
CPN PMT MONTHLY							
Next Interest Payable: 05/15/19							
CALLABLE ON 05/15/2019 @ 100.0000							
Estimated Yield 3.09%							
Accrued Interest \$332.93							
Average Unit Cost \$1.00							
Adjusted Cost Basis						\$245,000.00 D	\$80.85
JPMORGAN CHASE BK CD 2.00000% 08/16/2022	48126YDE0	248,000	\$0.98984	\$245,480.32	\$4,960.00	\$248,000.00	
FDIC INSURED	CASH						
CPN PMT SEMI-ANNUAL							
ON FEB 16, AUG 16							
Next Interest Payable: 08/16/19							

Fifth Third Securities, Inc.

MN_CEBGZDCKBBJKPNN_BBBBB 20190430

Account carried with National Financial Services LLC, Member
NYSE, SIPC

Statement for the Period April 1, 2019 to April 30, 2019

MEDINA CITY SCHOOLS - Corporation
Account Number: [REDACTED]



HOLDINGS > FIXED INCOME *continued*

Description	Symbol/Cusip Account Type	Quantity	Estimated Price on 04/30/19	Estimated Current Market Value	Estimated Annual Income	Original/Adjusted Cost Basis	Unrealized Gain (Loss)
JPMORGAN CHASE BK CD 2.00000% 08/16/2022 48126YDE0 <i>continued</i>							
CALLABLE ON 08/16/2019 @ 100.0000							
STEP COUPON							
RESET FREQUENCY TERM MODE							
NEXT RESET 08/16/2021 @ 4.00000							
Estimated Yield 2.02%							
Accrued Interest \$992.00							
Average Unit Cost \$1.00							
Adjusted Cost Basis						\$248,000.00 D	(\$2,519.68)
FIRST ST BK DEQUEEN ARK CD 1.75000% 336460CJ7 248,000 \$0.98462 \$244,185.76 \$4,340.00 \$248,000.00							
08/31/2022 FDIC INSURED							
CPN PMT MONTHLY							
Next Interest Payable: 05/31/19							
CALLABLE ON 05/31/2019 @ 100.0000							
STEP COUPON							
RESET FREQUENCY TERM MODE							
NEXT RESET 08/31/2019 @ 2.00000							
Estimated Yield 1.77%							
Average Unit Cost \$1.00							
Adjusted Cost Basis						\$248,000.00 D	(\$3,814.24)
STATE BK INDIA CHICAGO ILL CD 3.50000% 856283G91 245,000 \$1.00245 \$245,600.25 \$8,575.00 \$245,000.00							
01/18/2024 FDIC INSURED							
CPN PMT SEMI-ANNUAL							
ON JUL 18, JAN 18							
1ST CPN DTE 07/18/2019							
Next Interest Payable: 07/18/19							
CALLABLE ON 07/18/2019 @ 100.0000							
Estimated Yield 3.49%							
Accrued Interest \$2419.79							
Average Unit Cost \$1.00							
Adjusted Cost Basis						\$245,000.00 D	\$600.25
JONESBORO STATE BANK CD 2.85000% 48040PEE1 235,000 \$1.00061 \$235,143.35 \$6,697.50 \$235,000.00							
03/11/2024 FDIC INSURED							
CPN PMT MONTHLY							
Next Interest Payable: 05/11/19							
CALLABLE ON 06/11/2019 @ 100.0000							
Estimated Yield 2.84%							
Accrued Interest \$366.99							

Fifth Third Securities, Inc.

Account carried with National Financial Services LLC, Member
NYSE, SIPC

MN_CEBGZDCKBBJKPNN_BBBBB 20190430

Statement for the Period April 1, 2019 to April 30, 2019

MEDINA CITY SCHOOLS - Corporation

Account Number: [REDACTED]



**Fifth Third
Securities**

HOLDINGS > FIXED INCOME *continued*

Description	Symbol/Cusip Account Type	Quantity	Estimated Price on 04/30/19	Estimated Current Market Value	Estimated Annual Income	Original/Adjusted Cost Basis	Unrealized Gain (Loss)
JONESBORO STATE BANK CD 2.85000%	48040PEE1	<i>continued</i>					
Average Unit Cost \$1.00							
Adjusted Cost Basis						\$235,000.00 D	\$143.35
CFBANK FAIRLAWN OHIO CD 2.80000%	15721UCY3	235,000	\$0.99904	\$234,774.40	\$6,580.00	\$235,000.00	
03/15/2024 FDIC INSURED	CASH						
CPN PMT MONTHLY							
Next Interest Payable: 05/15/19							
Estimated Yield 2.80%							
Accrued Interest \$288.44							
Average Unit Cost \$1.00							
Adjusted Cost Basis						\$235,000.00 D	(\$225.60)
Total CDs		6,843,000		\$6,824,897.68	\$146,449.00	\$6,841,858.30	(\$16,960.62)
U.S. Treasury / Agency Securities							
FEDERAL HOME LOAN BANKS BOND 2.15000%	3130ADEZ1	400,000	\$99.604	\$398,416.00	\$8,600.00	\$399,416.00	
08/07/2020	CASH						
MOODY'S Aaa /S&P AA+							
CPN PMT SEMI-ANNUAL							
ON AUG 07, FEB 07							
Next Interest Payable: 08/07/19							
CALLABLE ON 05/07/2019 @ 100.0000							
Accrued Interest \$2006.67							
Average Unit Cost \$99.85							
Adjusted Cost Basis						\$399,416.00 D	(\$1,000.00)
FEDERAL NATL MTG ASSN NOTE 1.75000%	3136G3AN5	500,000	\$99.807	\$499,035.00	\$8,750.00	\$495,225.00	
03/16/2021	CASH						
MOODY'S Aaa /S&P AA+							
CPN PMT SEMI-ANNUAL							
ON SEP 16, MAR 16							
Next Interest Payable: 09/16/19							
CALLABLE ON 06/16/2019 @ 100.0000							
STEP COUPON							
RESET FREQUENCY TERM MODE							
NEXT RESET 09/16/2019 @ 2.50000							
Accrued Interest \$1069.44							
Average Unit Cost \$99.05							
Adjusted Cost Basis						\$495,225.00 D	\$3,810.00
Unrealized Market Discount Income	\$622.89 Q						

Fifth Third Securities, Inc.

MN_CEBGZDCKBBJKPNN_BBBBB 20190430

Account carried with National Financial Services LLC, Member
NYSE, SIPC

Statement for the Period April 1, 2019 to April 30, 2019

MEDINA CITY SCHOOLS - Corporation
Account Number: [REDACTED]



HOLDINGS > FIXED INCOME *continued*

Description	Symbol/Cusip Account Type	Quantity	Estimated Price on 04/30/19	Estimated Current Market Value	Estimated Annual Income	Original/Adjusted Cost Basis	Unrealized Gain (Loss)
FEDERAL HOME LN MTG CORP MTN 2.65000% 11/24/2021 MOODY'S Aaa /S&P AA+ CPN PMT SEMI-ANNUAL ON MAY 24, NOV 24 Next Interest Payable: 05/24/19 CALLABLE ON 05/24/2019 @ 100.0000 Accrued Interest \$8089.86 Average Unit Cost \$100.00 Adjusted Cost Basis	3134GSEG6 CASH	700,000	\$100.015	\$700,105.00	\$18,550.00	\$700,000.00	
						\$700,000.00 D	\$105.00
FEDERAL HOME LN MTG CORP MTN 2.35000% 03/29/2022 MOODY'S Aaa /S&P AA+ CPN PMT SEMI-ANNUAL ON SEP 29, MAR 29 Next Interest Payable: 09/29/19 CALLABLE ON 06/29/2019 @ 100.0000 Accrued Interest \$1462.22 Average Unit Cost \$99.03 Adjusted Cost Basis	3134GBCW0 CASH	700,000	\$99.976	\$699,832.00	\$16,450.00	\$693,189.00	
						\$693,189.00 D	\$6,643.00
FEDERAL HOME LN MTG CORP MTN 2.00000% 05/24/2022 MOODY'S Aaa /S&P AA+ CPN PMT SEMI-ANNUAL ON NOV 24, MAY 24 Next Interest Payable: 05/24/19 CALLABLE ON 05/24/2019 @ 100.0000 STEP COUPON RESET FREQUENCY TERM MODE NEXT RESET 05/24/2019 @ 2.50000 Accrued Interest \$4333.33 Average Unit Cost \$99.25 Adjusted Cost Basis	3134GBMW9 CASH	500,000	\$99.77	\$498,850.00	\$10,000.00	\$496,250.00	
						\$496,250.00 D	\$2,600.00
FEDERAL HOME LN MTG CORP MTN 2.00000% 10/05/2022 MOODY'S Aaa /S&P AA+ CPN PMT QUARTERLY ON JAN 05, APR 05, JUL 05, OCT 05	3134GBP48 CASH	500,000	\$99.339	\$496,695.00	\$10,000.00	\$494,025.00	

Fifth Third Securities, Inc.

Account carried with National Financial Services LLC, Member
NYSE, SIPC

MN_CEBGZDCKBBJKPNN_BBBBB 20190430

Statement for the Period April 1, 2019 to April 30, 2019

MEDINA CITY SCHOOLS - Corporation
Account Number: [REDACTED]



HOLDINGS > FIXED INCOME *continued*

Description	Symbol/Cusip Account Type	Quantity	Estimated Price on 04/30/19	Estimated Current Market Value	Estimated Annual Income	Original/Adjusted Cost Basis	Unrealized Gain (Loss)
FEDERAL HOME LN MTG CORP MTN 2.00000%	3134GBP48	continued					
Next Interest Payable: 07/05/19 CALLABLE ON 07/05/2019 @ 100.0000 STEP COUPON RESET FREQUENCY TERM MODE NEXT RESET 07/05/2020 @ 2.25000 Accrued Interest \$694.44 Average Unit Cost \$98.81 Adjusted Cost Basis \$494,025.00 D Unrealized Market Discount Income \$333.44 Q							
Total U.S. Treasury / Agency Securities		3,300,000		\$3,292,933.00	\$72,350.00	\$3,278,105.00	\$14,828.00
Total Fixed Income		10,143,000		\$10,117,830.68	\$218,799.00	\$10,119,963.30	(\$2,132.62)
Total Securities				\$10,117,830.68	\$218,799.00	\$10,119,963.30	(\$2,132.62)
TOTAL PORTFOLIO VALUE				\$10,377,008.49	\$218,799.00	\$10,119,963.30	(\$2,132.62)

Activity

NFS-provided cost basis, realized gain (loss) and holding period information may not reflect all adjustments necessary for tax purposes. Please refer to Footnotes and Cost Basis Information at the end of this statement for more information.

PURCHASES, SALES, AND REDEMPTIONS

Settlement Date	Account Type	Transaction	Description	Quantity	Amount	Total Cost Basis	Realized Gain (Loss)
Redemptions							
04/30/19	CASH	REDEEMED	TRADITION CAP BK EDINA MINN CD 1.35000% 04/30/2019 REDEMPTION PAYOUT #REOR R0061060670000 Adjusted Cost Basis	(250,000)	\$250,000.00	\$250,000.00	
Total Redemptions						\$250,000.00	D

Fifth Third Securities, Inc.

MN_CEBGZDCKBBJKPNN_BBBBB 20190430

Account carried with National Financial Services LLC, Member
NYSE, SIPC

Statement for the Period April 1, 2019 to April 30, 2019

MEDINA CITY SCHOOLS - Corporation
Account Number: [REDACTED]



ACTIVITY > CORE FUND ACTIVITY

Settlement Date	Account Type	Transaction	Description	Quantity	Amount
04/01/19	CASH	YOU BOUGHT	FEDERATED TREASURY OBLIGATIONS IS @ 1	1,824.43	(\$1,824.43)
04/05/19	CASH	YOU BOUGHT	FEDERATED TREASURY OBLIGATIONS IS @ 1	2,500	(\$2,500.00)
04/08/19	CASH	YOU BOUGHT	FEDERATED TREASURY OBLIGATIONS IS @ 1	807.28	(\$807.28)
04/10/19	CASH	YOU BOUGHT	FEDERATED TREASURY OBLIGATIONS IS @ 1	318.49	(\$318.49)
04/11/19	CASH	YOU BOUGHT	FEDERATED TREASURY OBLIGATIONS IS @ 1	568.83	(\$568.83)
04/12/19	CASH	YOU BOUGHT	FEDERATED TREASURY OBLIGATIONS IS @ 1	530.61	(\$530.61)
04/15/19	CASH	YOU BOUGHT	FEDERATED TREASURY OBLIGATIONS IS @ 1	1,682.49	(\$1,682.49)
04/16/19	CASH	YOU BOUGHT	FEDERATED TREASURY OBLIGATIONS IS @ 1	509.8	(\$509.80)
04/17/19	CASH	YOU BOUGHT	FEDERATED TREASURY OBLIGATIONS IS @ 1	297.26	(\$297.26)
04/22/19	CASH	YOU BOUGHT	FEDERATED TREASURY OBLIGATIONS IS @ 1	3,799.52	(\$3,799.52)
04/24/19	CASH	YOU BOUGHT	FEDERATED TREASURY OBLIGATIONS IS @ 1	593.03	(\$593.03)
04/25/19	CASH	YOU BOUGHT	FEDERATED TREASURY OBLIGATIONS IS @ 1	318.49	(\$318.49)
04/26/19	CASH	YOU BOUGHT	FEDERATED TREASURY OBLIGATIONS IS @ 1	297.26	(\$297.26)

Fifth Third Securities, Inc.

Account carried with National Financial Services LLC, Member
NYSE, SIPC

MN_CEBGZDCKBBJKPNN_BBBBB 20190430

Statement for the Period April 1, 2019 to April 30, 2019

MEDINA CITY SCHOOLS - Corporation
Account Number: [REDACTED]



ACTIVITY > CORE FUND ACTIVITY *continued*

Settlement Date	Account Type	Transaction	Description	Quantity	Amount
04/30/19	CASH	YOU BOUGHT	FEDERATED TREASURY OBLIGATIONS IS @ 1	235,952.51	(\$235,952.51)
TOTAL CORE FUND ACTIVITY					(\$250,000.00)

ACTIVITY > ADDITIONS AND WITHDRAWALS > OTHER ADDITIONS AND WITHDRAWALS

Date	Account Type	Transaction	Description	Quantity	Amount
Other Additions and Withdrawals					
04/30/19	CASH	WIRE TRANS TO BANK	WD57626927 THE HUNTINGTON NATIONAL BANK [REDACTED]		(\$15,053.18)
Total Other Additions and Withdrawals					(\$15,053.18)
TOTAL ADDITIONS AND WITHDRAWALS					(\$15,053.18)

ACTIVITY > INCOME > TAXABLE INCOME

Settlement Date	Account Type	Transaction	Description	Quantity	Amount
Taxable Dividends					
03/29/19	CASH	DIVIDEND RECEIVED	FEDERATED TREASURY OBLIGATIONS IS DIVIDEND RECEIVED		\$438.02
Total Taxable Dividends					\$438.02
Taxable Interest					
03/30/19	CASH	INTEREST	FIRST CHOICE BK CERRITOS CALIF CD 1.50000% 06/30/2021		\$359.59
03/31/19	CASH	INTEREST	FIRST ST BK DEQUEEN ARK CD 1.75000% 08/31/2022		\$368.60
03/31/19	CASH	INTEREST	TRADITION CAP BK EDINA MINN CD 1.35000% 04/30/2019		\$286.64

Fifth Third Securities, Inc.

MN_CEBGZDCKBBJKPNN_BBBBB 20190430

Account carried with National Financial Services LLC, Member
NYSE, SIPC

Statement for the Period April 1, 2019 to April 30, 2019

MEDINA CITY SCHOOLS - Corporation

Account Number: [REDACTED]



ACTIVITY> INCOME > TAXABLE INCOME *continued*

Settlement Date	Account Type	Transaction	Description	Quantity	Amount
04/01/19	CASH	INTEREST	WELLS FARGO BANK NATL ASSN CD 1.75000% 02/03/2020		\$371.58
04/05/19	CASH	INTEREST	FEDERAL HOME LN MTG CORP MTN 2.00000% 10/05/2022		\$2,500.00
04/07/19	CASH	INTEREST	SECURITY FED BK AIKEN S C CD 2.40000% 08/09/2021		\$499.40
04/08/19	CASH	INTEREST	SUMMIT CMNTY BK MOOREFIELD WV CD 1.45000% 11/08/2019		\$307.88
04/10/19	CASH	INTEREST	FIRST CENTY BK TAZEWEILL TENN CD 1.50000% 08/09/2019		\$318.49
04/11/19	CASH	INTEREST	JONESBORO STATE BANK CD 2.85000% 03/11/2024		\$568.83
04/12/19	CASH	INTEREST	FIRSTTRUST SVGS BK PA CD 2.55000% 09/13/2021		\$530.61
04/13/19	CASH	INTEREST	PRIME ALLIANCE BK UTAH CD 2.30000% 03/15/2021		\$478.59
04/15/19	CASH	INTEREST	BRIDGEWATER BK BLOOMINGTON MN CD 3.10000% 08/15/2022		\$645.05
04/15/19	CASH	INTEREST	CFBANK FAIRLAWN OHIO CD 2.80000% 03/15/2024		\$558.85
04/16/19	CASH	INTEREST	MEDALLION BK UTAH CD 2.45000% 02/16/2022		\$509.80
04/17/19	CASH	INTEREST	CAPITAL BK LITTLE ROCK CD 1.40000% 05/17/2019		\$297.26
04/19/19	CASH	INTEREST	CAPITAL ONE BK USA NATL ASSN CD 2.25000% 04/19/2021		\$2,748.70
04/19/19	CASH	INTEREST	NORTHPOINTE BK GRAND RAPIDS MI CD 2.55000% 07/19/2021		\$530.61
04/21/19	CASH	INTEREST	KS STATEBANK MANHATTAN KS CD 2.50000% 06/21/2021		\$520.21
04/24/19	CASH	INTEREST	CELTIC BK SALT LAKE CITY UTAH CD 2.85000% 08/24/2021		\$593.03
04/25/19	CASH	INTEREST	YADKIN VY BK &TR CO ELKIN N C CD 1.50000% 01/24/2020		\$318.49

Fifth Third Securities, Inc.

Account carried with National Financial Services LLC, Member
NYSE, SIPC

MN_CEBGZDCKBBJKPNN_BBBBB 20190430

Statement for the Period April 1, 2019 to April 30, 2019

MEDINA CITY SCHOOLS - Corporation
Account Number: [REDACTED]

**ACTIVITY > INCOME > TAXABLE INCOME** *continued*

Settlement Date	Account Type	Transaction	Description	Quantity	Amount
04/26/19	CASH	INTEREST	WORLDS FOREMOST BK SYDNEY NEB CD 1.75000% 01/27/2020		\$297.26
04/30/19	CASH	INTEREST	FIRST CHOICE BK CERRITOS CALIF CD 1.50000% 06/30/2021		\$371.58
04/30/19	CASH	INTEREST	FIRST ST BK DEQUEEN ARK CD 1.75000% 08/31/2022		\$356.71
04/30/19	CASH	INTEREST	TRADITION CAP BK EDINA MINN CD 1.35000% 04/30/2019		\$277.40
Total Taxable Interest					\$14,615.16
Total Taxable Income					\$15,053.18
TOTAL INCOME					\$15,053.18

Footnotes and Cost Basis Information

Amortization, accretion and similar adjustments to cost basis have been provided for many fixed income securities (and some bond-like equities), however, they are not provided for certain types, such as short-term instruments, Unit Investment Trusts, foreign fixed income securities, or those that are subject to early prepayment of principal (pay downs). Where current year premium or acquisition premium amortization is provided, the prior years' cumulative amortization is reflected in the adjusted cost basis, but we cannot provide a breakdown or the total of such prior amortization amounts.

NFS is required to report certain cost basis and related information to the IRS on the Form 1099-B. Your official 1099-B forms for certain transactions will reflect which lots have been sold for tax purposes. To apply a specific identification cost basis method to 1099-B reporting, appropriate instructions must be on file with NFS or be received by NFS before the trade has settled. Absent such instructions, NFS determines cost basis at the time of sale based on its default methods of average cost for open-end mutual funds and first-in, first-out (FIFO) for all other (including ETFs) unless your broker dealer has elected to use another default method. NFS applies FIFO (or other disposal method, if applicable) based on its records, which may be different from yours. For transactions that are not subject to 1099-B cost basis reporting, you should refer to your trade confirmations and other applicable records to determine which lots were considered sold for tax purposes.

While NFS must meet IRS requirements with respect to certain information required to be reported to the IRS, NFS-provided cost basis, realized gain and loss, and holding period information may not reflect all adjustments necessary for your tax reporting purposes. NFS makes no warranties with respect to and specifically disclaims any liability arising out of a customer's use of, or any tax position taken in reliance upon, such information.

For investments in partnerships, NFS does not make any adjustments to cost basis information as the calculation of basis in such investments requires supplemental information from the partnership on its income and distributions during the period you held your investment. Partnerships usually provide this additional information on a Form K-1 issued by April 15th of the following year.

Consult your tax advisor for further information.

Fifth Third Securities, Inc.

MN_CEBGZDCKBBJKPNN_BBBBB 20190430

Account carried with National Financial Services LLC, Member
NYSE, SIPC



1000 Town Center, Suite 2500
Southfield, MI 48075
(800) 967-9045

Member of FINRA & SIPC; MSRB Registered.

Brokerage Account Statement

April 1, 2019 - April 30, 2019

Account Number: [REDACTED]

MEDINA CITY SCHOOLS
739 WEYMOUTH RD
MEDINA OH 44256-2037

Portfolio at a Glance

	This Period
BEGINNING ACCOUNT VALUE	\$16,083,049.65
Withdrawals (Cash & Securities)	-285,314.34
Dividends, Interest and Other Income	32,712.69
Net Change in Portfolio¹	6,036.78
ENDING ACCOUNT VALUE	\$15,836,484.78
Estimated Annual Income	\$376,025.50

¹ Net Change in Portfolio is the difference between the ending account value and beginning account value after activity.

Asset Summary

Percent	Asset Type	Last Period	This Period
2%	Cash, Money Funds, and Bank Deposits	4,241.16	248,011.51
98%	Fixed Income	16,078,808.49	15,588,473.27
100%	Account Total	\$16,083,049.65	\$15,836,484.78

Please review your allocation periodically with your Account Executive.

Client Service Information

Your Account Executive: ATT
ANDREW CARDINALI

Contact Information

E-Mail Address:
customerservice@mbssecurities.com

Client Service Information

Service Hours: Weekdays 09:00 a.m. - 05:00 p.m. (EST)
Client Service Telephone Number: (800) 967-9045
Web Site: WWW.MBSSECURITIES.COM



Your Account Information

INVESTMENT OBJECTIVE

Investment Objective: NONE SPECIFIED

Please discuss your investment objective with your Account Executive.

TAX LOT DEFAULT DISPOSITION METHOD

Default Method for Mutual Funds: First In First Out

Default Method for Stocks in a Dividend Reinvestment Plan: First In First Out

Default Method for all Other Securities: First In First Out

BOND AMORTIZATION ELECTIONS

Amortize premium on taxable bonds based on Constant Yield Method: Yes

Accrual market discount method for all other bond types: Constant Yield Method

Include market discount in income annually: No

ELECTRONIC DELIVERY

Your electronic delivery selections for account communications are listed below:

Electronic Delivery

Enrollment Communication

- ☒ Statements and Reports
- ☒ Trade Confirmations
- ☒ Tax Documents
- ☒ Notifications
- ☒ Prospectus
- ☒ Proxy/Shareholder Communications

You have not enrolled any of the above documents for electronic delivery. Please log in to your account to make any changes to your preferences.

Income and Expense Summary

	Current Period		Year-to-Date	
	Taxable	Non Taxable	Taxable	Non Taxable
Interest Income				
Other Interest	32,712.69	0.00	128,960.72	0.00
Total Dividends, Interest, Income and Expenses	\$32,712.69	\$0.00	\$128,960.72	\$0.00

Portfolio Holdings

Description	Quantity	Opening Balance	Closing Balance	Accrued Income	30-Day Yield
CASH, MONEY FUNDS, AND BANK DEPOSITS 2.00% of Portfolio					
Cash Balance		4,241.16	248,011.51		



April 1, 2019 - April 30, 2019
MEDINA CITY SCHOOLS

Portfolio Holdings (continued)

Description	Quantity	Opening Balance	Closing Balance	Accrued Income	30-Day Yield
CASH, MONEY FUNDS, AND BANK DEPOSITS (continued)					
TOTAL CASH, MONEY FUNDS, AND BANK DEPOSITS		\$4,241.16	\$248,011.51	\$0.00	

Description	Quantity	Market Price	Market Value	Accrued Interest	Estimated Annual Income	Estimated Yield
FIXED INCOME 98.00% of Portfolio (In Maturity Date Sequence)						
Certificates of Deposit						
*CITY NATL BK FLA MIAMI CTF DEP ACT/365 AT-MATURITY 2.200% 05/24/19 B/E DTD 05/24/18 1ST CPN DTE 05/24/19 Security Identifier: 17801DDTO	244,000.000	99.9930	243,982.92	5,015.04	5,368.00	2.20%
FIRST BK SOUTHN PINES NORTH CAROLINA CTF DEP ACT/365 1.700% 05/31/19 B/E DTD 05/31/17 1ST CPN DTE 06/30/17 Security Identifier: 31931TEL5	247,000.000	99.9520	246,881.44	0.00	4,199.00	1.70%
MIDLAND STS BK EFFINGHAM ILL CTF DEP ACT/365 1.850% 06/14/19 B/E DTD 12/14/17 CALLABLE Security Identifier: 59774QFG2	248,000.000	99.9480	247,871.04	201.12	4,588.00	1.85%
FIDELITY BK NEW ORLEANS LA CTF DEP ACT/365 MONTHLY 1.900% 07/19/19 B/E DTD 01/19/18 1ST CPN DTE 02/19/18 Security Identifier: 31617CAH6	248,000.000	99.9040	247,761.92	142.01	4,712.00	1.90%
COMENITY CAP BK SALT LAKE CITY UTAH CTF DEP ACT/365 1.700% 07/24/19 B/E DTD 07/24/17 1ST CPN DTE 08/24/17 Security Identifier: 20033AVA1	248,000.000	99.8500	247,628.00	69.30	4,216.00	1.70%
UNITY BK CLINTON NJ CTF DEP ACT/365 MONTHLY 1.950% 07/30/19 B/E DTD 01/30/18 1ST CPN DTE 02/28/18 Security Identifier: 91330ABJ5	248,000.000	99.8980	247,747.04	26.50	4,836.00	1.95%

Portfolio Holdings (continued)

Description	Quantity	Market Price	Market Value	Accrued Interest	Estimated Annual Income	Estimated Yield
FIXED INCOME (continued)						
Certificates of Deposit (continued)						
SOUTHWEST NATL BK WICHITA KANS CTF DEP ACT/365 MONTHLY 2.000% 08/02/19 B/E DTD 02/02/18 1ST CPN DTE 03/02/18 Security Identifier: 845182BE3	248,000.000	99.9090	247,774.32	380.49	4,960.00	2.00%
MORGAN STANLEY PRIVATE BK NATL ASSN PUR N Y CTF DEP ACT/365 1.700% 08/05/19 B/E DTD 08/03/17 Security Identifier: 61760ACL1	248,000.000	99.8230	247,561.04	993.36	4,216.00	1.70%
STERLING BK POPLAR BLUFF MO CTF DEP ACT/365 MONTHLY 1.750% 08/08/19 B/E DTD 09/08/17 1ST CPN DTE 10/08/17 Security Identifier: 85916VCD5	248,000.000	99.8350	247,590.80	261.59	4,340.00	1.75%
CAPITAL ONE NATL ASSN MCLEAN VA CTF DEP ACT/365 1.700% 08/23/19 B/E DTD 08/23/17 1ST CPN DTE 02/23/18 Security Identifier: 14042RHJ3	248,000.000	99.7870	247,471.76	762.35	4,216.00	1.70%
ENERBANK USA SALT LAKE CITY UTAH CTF DEP ACT/365 MONTHLY 1.700% 09/16/19 B/E DTD 09/15/17 1ST CPN DTE 10/15/17 Security Identifier: 29266N6E2	248,000.000	99.7480	247,375.04	173.26	4,216.00	1.70%
BANKERS BK OKLA CITY CTF DEP ACT/365 MONTHLY 1.700% 09/20/19 B/E DTD 09/20/17 1ST CPN DTE 10/20/17 Security Identifier: 06610QDM0	248,000.000	99.7400	247,355.20	115.51	4,216.00	1.70%
FIRST NATL BK LONG IS N Y CTF DEP ACT/365 MONTHLY 2.300% 09/30/19 B/E DTD 03/28/18 1ST CPN DTE 04/28/18 Security Identifier: 329864AB8	248,000.000	99.9690	247,923.12	31.25	5,704.00	2.30%
MAGNOLIA BK INC KY CTF DEP ACT/365 MONTHLY 1.750% 10/11/19 B/E DTD 10/12/17 CALLABLE Security Identifier: 559582AA9	248,000.000	99.7210	247,308.08	214.03	4,340.00	1.75%
MERRICK BK SOUTH JORDAN UTAH CTF DEP ACT/365 MONTHLY 1.700% 10/30/19 B/E DTD 10/30/17 1ST CPN DTE 11/30/17 Security Identifier: 59013JD22	248,000.000	99.6580	247,151.84	0.00	4,216.00	1.70%



April 1, 2019 - April 30, 2019
MEDINA CITY SCHOOLS

Portfolio Holdings (continued)

Description	Quantity	Market Price	Market Value	Accrued Interest	Estimated Annual Income	Estimated Yield
FIXED INCOME (continued)						
Certificates of Deposit (continued)						
BELMONT BK & TR CO CHICAGO IL CTF DEP ACT/365 MONTHLY 1.700% 11/06/19 B/E DTD 11/06/17 1ST CPN DTE 12/06/17 Security Identifier: 08016PCP2	248,000.000	99.6470	247,124.56	277.22	4,216.00	1.70%
KEARNY BK NEW JERSEY CTF DEP ACT/365 SEMI-ANNUALLY 1.700% 11/15/19 B/E DTD 11/15/17 1ST CPN DTE 05/15/18 Security Identifier: 48714LAE9	247,000.000	99.6300	246,086.10	1,909.68	4,199.00	1.70%
UMPQUA BK ROSEBURG ORE CTF DEP ACT/365 SEMIANNUAL 2.500% 11/25/19 B/E DTD 05/25/18 1ST CPN DTE 11/25/18 Security Identifier: 90421MCF8	246,000.000	100.0570	246,140.22	2,628.49	6,150.00	2.49%
KENNEBEC SVGS BK AUGUSTA ME CTF DEP ACT/365 SEMI-ANNUALLY 1.700% 11/29/19 B/E DTD 11/28/17 Security Identifier: 489265AW8	247,000.000	99.5990	246,009.53	1,760.13	4,199.00	1.70%
PINNACLE BK NASHVILLE TENN CTF DEP ACT/365 MONTHLY 2.550% 12/16/19 B/E DTD 06/15/18 1ST CPN DTE 07/15/18 Security Identifier: 72345SGZ8	248,000.000	100.0890	248,220.72	259.89	6,324.00	2.54%
NATIONWIDE BK COLUMBUS OHIO CTF DEP ACT/365 MONTHLY 1.850% 02/28/20 B/E DTD 11/30/17 1ST CPN DTE 12/30/17 Security Identifier: 63861NAK1	248,000.000	99.5190	246,807.12	0.00	4,588.00	1.85%
LIVE OAK BKG CO WILMINGTON N C CTF DEP ACT/365 2.400% 03/09/20 B/E DTD 03/09/18 1ST CPN DTE 04/01/18 Security Identifier: 538036DK7	248,000.000	99.9690	247,923.12	472.90	5,952.00	2.40%
STATE BK INDIA LOS ANGELES CALIF CTF DEP ACT/365 SEMI-ANNUALLY 2.500% 03/20/20 B/E DTD 03/21/18 Security Identifier: 85628YBG2	246,000.000	100.0520	246,127.92	673.97	6,150.00	2.49%

Portfolio Holdings (continued)

Description	Quantity	Market Price	Market Value	Accrued Interest	Estimated Annual Income	Estimated Yield
FIXED INCOME (continued)						
Certificates of Deposit (continued)						
STIFEL BK & TR ST LOUIS MO CTF DEP ACT/365 2.550% 03/30/20 B/E DTD 03/29/18 1ST CPN DTE 04/29/18 Security Identifier: 86063QAD7	248,000.000	100.0980	248,243.04	17.33	6,324.00	2.54%
WEBBANK SALT LAKE CITY UTAH CTF DEP ACT/365 MONTHLY 1.850% 03/30/20 B/E DTD 09/28/17 CALLABLE Security Identifier: 947547JQ9	248,000.000	99.4640	246,670.72	25.14	4,588.00	1.85%
ISRAEL DISC BK NEW YORK N Y CTF DEP ACT/365 SEMI-ANNUALLY 2.700% 05/04/20 DTD 05/04/18 Security Identifier: 465076KG1	246,000.000	100.2480	246,610.08	3,220.92	6,642.00	2.69%
MERCANTILE BK MICH GRAND RAPIDS CTF DEP ACT/365 SEMI-ANNUALLY 2.750% 06/01/20 B/E DTD 06/01/18 Security Identifier: 58740XZM5	246,000.000	100.3170	246,779.82	2,780.14	6,765.00	2.74%
ALLEGIANCE BK HOUSTON TEX CTF DEP ACT/365 SEMI-ANNUALLY 2.800% 06/15/20 B/E DTD 06/13/18 Security Identifier: 01748DBC9	246,000.000	100.3830	246,942.18	2,604.23	6,888.00	2.78%
ENTERPRISE BK & TR CLAYTON MO CTF DEP ACT/365 2.800% 06/22/20 B/E DTD 06/22/18 1ST CPN DTE 07/22/18 Security Identifier: 29367SHX5	248,000.000	100.3910	248,969.68	152.20	6,944.00	2.78%
FIRST FINL BK CINCINNATI OH CTF DEP ACT/365 SEMI-ANNUALLY 2.900% 06/26/20 B/E DTD 12/26/18 Security Identifier: 32021SFP6	246,000.000	100.5050	247,242.30	2,443.15	7,134.00	2.88%
FIRST REP BK SAN FRANCISCO CALIF NEW CTF DEP ACT/365 2.750% 07/27/20 B/E DTD 07/27/18 1ST CPN DTE 01/27/19 Security Identifier: 33616CAZ3	246,000.000	100.3580	246,880.68	1,723.68	6,765.00	2.74%
MORGAN STANLEY BK N A SALT LAKE CITY UTAH CTF DEP ACT/365 SEMI-ANNUALLY 2.750% 08/03/20 B/E DTD 08/02/18 Security Identifier: 61747M4K4	248,000.000	100.3630	248,900.24	1,625.59	6,820.00	2.74%



April 1, 2019 - April 30, 2019
MEDINA CITY SCHOOLS

Portfolio Holdings (continued)

Description	Quantity	Market Price	Market Value	Accrued Interest	Estimated Annual Income	Estimated Yield
FIXED INCOME (continued)						
Certificates of Deposit (continued)						
BANK AMER NA CHARLOTTE NC CTF DEP ACT/365 SEMI-ANNUALLY 2.750% 08/17/20 DTD 08/15/18 Security Identifier: 06051VB70	246,000.000	100.3730	246,917.58	1,371.53	6,765.00	2.73%
ORIENTAL BK BROKERED INSTL CTF DEP ACT/365 2.800% 09/14/20 B/E DTD 09/12/18 1ST CPN DTE 03/12/19 Security Identifier: 68621KCC3	246,000.000	100.4600	247,131.60	924.69	6,888.00	2.78%
CONNECTONE BK ENGLEWOOD CLIFFS N J CTF DEP ACT/365 MONTHLY 2.800% 09/18/20 B/E DTD 09/19/18 Security Identifier: 20786ACJ2	248,000.000	100.4660	249,155.68	209.27	6,944.00	2.78%
BARCLAYS BK DEL RETAIL CTF DEP 3A2 PROGRAM BOOK ENTRY INSTL CTF DEP 1.950% 09/21/20 B/E DTD 09/20/17 Security Identifier: 06740KKU0	247,000.000	99.3060	245,285.82	541.03	4,816.50	1.96%
MAIN STR BK BINGHAM FARMS MI CTF DEP ACT/365 2.900% 10/05/20 B/E DTD 10/04/18 1ST CPN DTE 11/04/18 Security Identifier: 56035BBN5	248,000.000	100.6200	249,537.60	512.31	7,192.00	2.88%
WEX BK MIDVALE UTAH CTF DEP ACT/365 SEMI-ANNUALLY 2.000% 10/19/20 B/E DTD 10/18/17 1ST CPN DTE 04/18/18 Security Identifier: 92937CGB8	247,000.000	99.3370	245,362.39	162.41	4,940.00	2.01%
GOLDMAN SACHS BK USA NEW YORK CTF DEP ACT/365 SEMI-ANNUALLY 2.050% 11/23/20 B/E DTD 11/22/17 Security Identifier: 38148PTD9	247,000.000	99.3720	245,448.84	2,205.74	5,063.50	2.06%
BLACKRIDGEBANK FARGO N D CTF DEP ACT/365 MONTHLY 2.100% 12/22/20 B/E DTD 12/22/17 CALLABLE Security Identifier: 09248ABG4	248,000.000	99.4170	246,554.16	114.15	5,208.00	2.11%

Portfolio Holdings (continued)

Description	Quantity	Market Price	Market Value	Accrued Interest	Estimated Annual Income	Estimated Yield
FIXED INCOME (continued)						
Certificates of Deposit (continued)						
MERCANTIL BK NATL ASSN CORAL GABLES FLA CTF DEP ACT/365 MONTHLY 2.200% 12/29/20 B/E DTD 12/29/17 Security Identifier: 58733AES4	248,000.000	99.5710	246,936.08	14.95	5,456.00	2.20%
DISCOVER BK GREENWOOD DEL CTF DEP ACT/365 2.500% 02/01/21 B/E DTD 01/31/18 1ST CPN DTE 07/31/18 CPN PMT SEMI ANNUAL Security Identifier: 254673LX2	246,000.000	100.0580	246,142.68	1,499.59	6,150.00	2.49%
FIRST NATL BK MCGREGOR TEX CTF DEP ACT/365 MONTHLY 2.650% 02/01/21 B/E DTD 01/31/19 1ST CPN DTE 02/28/19 Security Identifier: 32112UCU3	245,000.000	100.3170	245,776.65	0.00	6,492.50	2.64%
CAPITAL BK N A ROCKVILLE MD CTF DEP ACT/365 2.600% 03/12/21 B/E DTD 03/13/19 1ST CPN DTE 04/13/19 Security Identifier: 139805AQ8	248,000.000	100.2410	248,597.68	300.32	6,448.00	2.59%
CITIBANK NATL ASSN SIOUX FALLS S D CTF DEP ACT/365 SEMI-ANNUALLY 2.700% 03/29/21 B/E DTD 03/29/18 Security Identifier: 17312QH77	246,000.000	100.4310	247,060.26	582.31	6,642.00	2.68%
SYNCHRONY BK RETAIL CTF DEP PROGRAM BOOK ENTRY FIDELITY INSTL CTF DEP 2.700% 04/13/21 B/E DTD 04/13/18 Security Identifier: 87165FUN2	246,000.000	100.4390	247,079.94	272.96	6,642.00	2.68%
TOWNEBANK PORTSMOUTH VA CTF DEP ACT/365 SEMI-ANNUALLY 2.800% 04/30/21 B/E DTD 04/30/18 1ST CPN DTE 10/30/18 Security Identifier: 89214PBL2	246,000.000	100.6430	247,581.78	0.00	6,888.00	2.78%
CTBC BK CORP USA LOS ANGELES CALIF CTF DEP ACT/365 3.000% 06/15/21 B/E DTD 06/15/18 1ST CPN DTE 12/15/18 Security Identifier: 12651HAB5	246,000.000	101.0520	248,587.92	2,749.81	7,380.00	2.96%
HERITAGE BK HOPKINSVILLE KY CTF DEP ACT/365 MONTHLY 3.000% 06/21/21 B/E DTD 06/19/18 1ST CPN DTE 07/19/18 Security Identifier: 42724JEG6	248,000.000	101.0610	250,631.28	224.22	7,440.00	2.96%



April 1, 2019 - April 30, 2019
MEDINA CITY SCHOOLS

Portfolio Holdings (continued)

Description	Quantity	Market Price	Market Value	Accrued Interest	Estimated Annual Income	Estimated Yield
FIXED INCOME (continued)						
Certificates of Deposit (continued)						
FIRST BK HIGHLAND PK ILL CTF DEP ACT/365 SEMI-ANNUALLY 3.100% 06/29/21 B/E DTD 06/29/18 CALLABLE 06/29/19 Security Identifier: 319141KT3	246,000.000	100.1150	246,282.90	2,548.96	7,626.00	3.09%
CHIPPEWA VY BK WINTER WIS CTF DEP ACT/365 MONTHLY 3.000% 07/06/21 B/E DTD 07/06/18 1ST CPN DTE 08/06/18 Security Identifier: 169894AP7	248,000.000	101.0690	250,651.12	489.21	7,440.00	2.96%
BMW BK NORTH AMER SALT LAKE CITY UTAH CTF DEP ACT/365 SEMI-ANNUALLY 3.000% 07/13/21 B/E DTD 07/13/18 Security Identifier: 05580ANK6	246,000.000	101.0660	248,622.36	2,163.45	7,380.00	2.96%
SECURITY ST BK FARWELL TEX CTF DEP ACT/365 MONTHLY 3.000% 08/09/21 B/E DTD 08/08/18 CALLABLE 05/08/19 Security Identifier: 81500JAN3	248,000.000	100.0710	248,176.08	448.44	7,440.00	2.99%
FIRST NATL BK DAMARISCOTTA ME CTF DEP ACT/365 3.150% 10/25/21 B/E DTD 10/25/18 CALLABLE 10/25/19 Security Identifier: 32117BCM8	248,000.000	100.3880	248,962.24	107.01	7,812.00	3.13%
UNITED BANKERS BK BLOOMINGTON MINN CTF DEP ACT/365 MONTHLY 3.250% 12/20/21 B/E DTD 12/19/18 CALLABLE 12/19/19 Security Identifier: 909557JA9	248,000.000	100.5620	249,393.76	242.90	8,060.00	3.23%
BMO HARRIS BK NATL ASSN CHICAGO ILL CTF DEP ACT/365 QUARTERLY 3.000% 01/28/22 B/E DTD 01/28/19 Security Identifier: 05581WK53	245,000.000	100.1540	245,377.30	40.27	7,350.00	2.99%
MAIN STR BK CORP WHEELING WV CTF DEP ACT/365 2.950% 02/01/22 B/E DTD 02/01/19 1ST CPN DTE 05/01/19 Security Identifier: 56034WASO	248,000.000	100.9800	250,430.40	1,763.86	7,316.00	2.92%

Portfolio Holdings (continued)

Description	Quantity	Market Price	Market Value	Accrued Interest	Estimated Annual Income	Estimated Yield
FIXED INCOME (continued)						
Certificates of Deposit (continued)						
WASHINGTON SVGS BK LOWELL MA CTF DEP ACT/365 MONTHLY 2.750% 03/14/22 B/E DTD 03/14/19 CALLABLE 03/14/20 Security Identifier: 939693AK3	248,000.000	100.3200	248,793.60	298.96	6,820.00	2.74%
BAR HBR BK & TR ME CTF DEP ACT/365 MONTHLY 2.700% 03/29/22 B/E DTD 03/29/19 CALLABLE 03/29/20 Security Identifier: 066851WM4	248,000.000	100.2740	248,679.52	18.35	6,696.00	2.69%
FORTIS PRIVATE BK DENVER CO CTF DEP ACT/365 2.700% 03/29/22 B/E DTD 03/29/19 CALLABLE 06/29/19 Security Identifier: 3495FTBZ1	248,000.000	100.0640	248,158.72	18.35	6,696.00	2.69%
SECURITY FIRST BK LINCOLN NEB CTF DEP ACT/365 2.500% 04/25/22 B/E DTD 04/24/19 CALLABLE 04/24/20 Security Identifier: 81425PAY7	248,000.000	99.6810	247,208.88	101.92	6,200.00	2.50%
VIST BK WYOMISSING PA CTF DEP ACT/365 MONTHLY 2.550% 04/29/22 B/E DTD 04/29/19 CALLABLE 10/29/19 Security Identifier: 92834KAV6	248,000.000	99.8160	247,543.68	17.33	6,324.00	2.55%
SALLIE MAE BK SALT LAKE CITY UT CTF DEP ACT/365 SEMI-ANNUALLY 2.650% 01/31/23 B/E DTD 01/31/18 Security Identifier: 795450J71	246,000.000	99.7330	245,343.18	1,589.56	6,519.00	2.65%
Total Certificates of Deposit:	15,574,000.000		\$15,588,473.27	\$52,494.33	\$376,025.50	
TOTAL FIXED INCOME	15,574,000.000		\$15,588,473.27	\$52,494.33	\$376,025.50	
			Market Value	Accrued Interest	Estimated Annual Income	
Total Portfolio Holdings			\$15,836,484.78	\$52,494.33	\$376,025.50	

¹ This bond is maturing.

April 1, 2019 - April 30, 2019
MEDINA CITY SCHOOLS**Portfolio Holdings Disclosures****Pricing**

This section includes the net market value of the securities in your account on a settlement date basis, including short positions, at the close of the statement period. The market prices, unless otherwise noted, have been obtained from independent vendor services, which we believe to be reliable. Market prices do not constitute a bid or an offer, and may differ from the actual sale price. Securities for which a price is not available are marked "N/A" and are omitted from the Total.

THE AS OF PRICE DATE ONLY APPEARS WHEN THE PRICE DATE DOES NOT EQUAL THE STATEMENT DATE.

Estimated Annual Figures

The estimated annual income (EAI) and estimated annual yield (EAY) figures are estimates and for informational purposes only. These figures are not considered to be a forecast or guarantee of future results. These figures are computed using information from providers believed to be reliable; however, no assurance can be made as to the accuracy. Since interest and dividend rates are subject to change at any time, and may be affected by current and future economic, political, and business conditions, they should not be relied on for making investment, trading, or tax decisions. These figures assume that the position quantities, interest and dividend rates, and prices remain constant. A capital gain or return of principal may be included in the figures for certain securities, thereby overstating them. Refer to www.pershing.com/disclosures for specific details as to formulas used to calculate the figures. Accrued interest represents interest earned but not yet received.

Reinvestment

The dollar amount of Mutual Fund distributions, Money Market Fund dividend income, Bank Deposit interest income, or dividends for other securities shown on your statement may have been reinvested. You will not receive confirmation of these reinvestments. Upon written request to your financial institution, information pertaining to these transactions, including the time of execution and the name of the person from whom your security was purchased, may be obtained. In dividend reinvestment transactions, Pershing acts as your agent and receives payment for order flow.

Option Disclosure

Information with respect to commissions and other charges incurred in connection with the execution of option transactions has been included in confirmations previously furnished to you. A summary of this information is available to you promptly upon your written request directed to your introducing firm. In order to assist your introducing firm in maintaining current background and financial information concerning your option accounts, please promptly advise them in writing of any material change in your investment objectives or financial situation. Expiring options which are valuable are exercised automatically pursuant to the exercise by exception procedure of the Options Clearing Corporation. Additional information regarding this procedure is available upon written request to your introducing firm.

Certificates of Deposit

Certificates of Deposit acquired through the Certificate of Deposit Account Registry Service ("CDARS") and held in your brokerage account are subject to Securities Investor Protection Corporation (SIPC) coverage. Please see additional information about SIPC under Important Information and Disclosures on this statement.

Please be advised that the secondary market for CDs is generally illiquid; the actual value of CDs may be different from their purchase price; and a significant loss of principal could result if your CDs are sold prior to maturity. In the event that the CDs listed above do not indicate a market valuation, an accurate market value could not be determined. In the event that a price is listed above for your CDs, Pershing has obtained a price from sources deemed to be reliable or has priced your CDs using a matrix formula. Prices are estimates and the actual value you may obtain for your CD may be different if you elect to sell your CD in the secondary market.

Foreign Currency Transactions

Pershing will execute foreign currency transactions as principal for your account. Pershing may automatically convert foreign currency to or from U.S. dollars for dividends and similar corporate action transactions unless you instruct your financial organization otherwise. Pershing's currency conversion rate will not exceed the highest interbank conversion rate identified from customary banking sources on the conversion date or the prior business day, increased by up to 1%, unless a particular rate is required by applicable law. Your financial

Portfolio Holdings Disclosures (continued)

Foreign Currency Transactions (continued)

organization may also increase the currency conversion rate. This conversion rate may differ from rates in effect on the date you executed a transaction, incurred a charge, or received a credit. Transactions converted by agents (such as depositories) will be billed at the rates such agents use.

Proxy Vote

Securities not fully paid for in your margin account may be lent by Pershing to itself or others in accordance with the terms outlined in the Margin Agreement. The right to vote your shares held on margin may be reduced by the amount of shares on loan. The Proxy Voting Instruction Form sent to you may reflect a smaller number of shares entitled to vote than the number of shares in your margin account.

Activity Summary (All amounts shown are in base currency)

	Credits This Period	Debits This Period	Net This Period	Credits Year-to-Date	Debits Year-to-Date	Net Year-to-Date
Securities						
Securities Bought	0.00	-495,628.00	-495,628.00	0.00	-2,225,628.00	-2,225,628.00
Total Securities	\$0.00	-\$495,628.00	-\$495,628.00	\$0.00	-\$2,225,628.00	-\$2,225,628.00
Dividends and Interest	\$32,712.69	\$0.00	\$32,712.69	\$128,960.72	\$0.00	\$128,960.72
Distributions	\$992,000.00	\$0.00	\$992,000.00	\$2,971,000.00	\$0.00	\$2,971,000.00
Cash						
Withdrawals	0.00	-285,314.34	-285,314.34	0.00	-2,111,332.72	-2,111,332.72
Deposits	0.00	0.00	0.00	1,485,000.00	0.00	1,485,000.00
Total Cash	\$0.00	-\$285,314.34	-\$285,314.34	\$1,485,000.00	-\$2,111,332.72	-\$626,332.72
Totals	\$1,024,712.69	-\$780,942.34	\$243,770.35	\$4,584,960.72	-\$4,336,960.72	\$248,000.00

Transactions by Type of Activity

Process/ Settlement Date	Trade/ Transaction Date	Activity Type	Description	Quantity	Price	Accrued Interest	Amount	Currency
Securities Bought and Sold								
04/24/19	04/15/19	PURCHASED 81425PAY7	SECURITY FIRST BK LINCOLN NEB CTF DEP ACT/365 2.500% 04/25/22 B/E DTD 04/24/19 CLB YLD 2.552 TO MAT	248,000.000	99.8500		-247,628.00	USD
04/29/19	04/16/19	PURCHASED 92834KAV6	VIST BK WYOMISSING PA CTF DEP ACT/365 MONTHLY 2.550% 04/29/22 DTD 04/29/19 CLB YLD 2.550 TO MAT	248,000.000	100.0000		-248,000.00	USD
Total Securities Bought and Sold						\$0.00	-\$495,628.00	USD

April 1, 2019 - April 30, 2019
MEDINA CITY SCHOOLS

Transactions by Type of Activity (continued)

Process/ Settlement Date	Trade/ Transaction Date	Activity Type	Description	Quantity	Price	Accrued Interest	Amount	Currency
Dividends and Interest								
04/01/19		BOND INTEREST RECEIVED 31931TEL5	247000 FIRST BK SOUTH PINES NORTH CAROLINA CTF DEP ACT/365 1.700% 05/31/19 B/E DTD 05/31/17 RD 03/16 PD 03/31/19				356.63	USD
04/01/19		BOND INTEREST RECEIVED 32112UCU3	245000 FIRST NATL BK MCGREGOR TEX CTF DEP ACT/365 MONTHLY 2.650% 02/01/21 B/E DTD 01/31/19 RD 03/29 PD 03/31/19				551.42	USD
04/01/19		BOND INTEREST RECEIVED 538036DK7	248000 LIVE OAK BKG CO WILMINGTON N C CTF DEP ACT/365 2.400% 03/09/20 B/E DTD 03/09/18 RD 03/31 PD 04/01/19				505.51	USD
04/01/19		BOND INTEREST RECEIVED 59013JD22	248000 MERRICK BK SOUTH JORDAN UTAH CTF DEP ACT/365 MONTHLY 1.700% 10/30/19 B/E DTD 10/30/17 RD 03/29 PD 03/30/19				346.52	USD
04/01/19		BOND INTEREST RECEIVED 63861NAK1	248000 NATIONWIDE BK COLUMBUS OHIO CTF DEP ACT/365 MONTHLY 1.850% 02/28/20 B/E DTD 11/30/17 RD 03/29 PD 03/30/19				377.10	USD
04/01/19		BOND INTEREST RECEIVED 90348JCL2	248000 UBS BK USA SALT LAKE CITY UT CTF DEP ACT/365 MONTHLY 2.150% 04/30/19 B/E DTD 04/30/18 RD 03/29 PD 03/30/19				438.25	USD
04/01/19		BOND INTEREST RECEIVED 91330ABJ5	248000 UNITY BK CLINTON NJ CTF DEP ACT/365 MONTHLY 1.950% 07/30/19 B/E DTD 01/30/18 RD 03/29 PD 03/30/19				397.48	USD
04/02/19		BOND INTEREST RECEIVED 845182BE3	248000 SOUTHWEST NATL BK WICHITA KANS CTF DEP ACT/365 MONTHLY 2.000% 08/02/19 B/E DTD 02/02/18 RD 03/18 PD 04/02/19				421.26	USD
04/04/19		BOND INTEREST RECEIVED 56035BBN5	248000 MAIN STR BK BINGHAM FARMS MI CTF DEP ACT/365 2.900% 10/05/20 B/E DTD 10/04/18 RD 03/20 PD 04/04/19				610.83	USD
04/08/19		BOND INTEREST RECEIVED 08016PCP2	248000 BELMONT BK & TR CO CHICAGO IL CTF DEP ACT/365 MONTHLY 1.700% 11/06/19 B/E DTD 11/06/17 RD 03/22 PD 04/06/19				358.07	USD
04/08/19		BOND INTEREST RECEIVED 169894AP7	248000 CHIPPEWA VY BK WINTER WIS CTF DEP ACT/365 MONTHLY 3.000% 07/06/21 B/E DTD 07/06/18 RD 03/22 PD 04/06/19				631.89	USD



Transactions by Type of Activity (continued)

Process/ Settlement Date	Trade/ Transaction Date	Activity Type	Description	Quantity	Price	Accrued Interest	Amount	Currency
Dividends and Interest (continued)								
04/08/19		BOND INTEREST RECEIVED 81500JAN3	248000 SECURITY ST BK FARWELL TEX CTF DEP ACT/365 MONTHLY 3.000% 08/09/21 B/E DTD 08/08/18 CLB RD 04/07 PD 04/08/19				631.89	USD
04/08/19		BOND INTEREST RECEIVED 85916VCD5	248000 STERLING BK POPLAR BLUFF MO CTF DEP ACT/365 MONTHLY 1.750% 08/08/19 B/E DTD 09/08/17 RD 04/07 PD 04/08/19				368.60	USD
04/12/19		BOND INTEREST RECEIVED 559582AA9	248000 MAGNOLIA BK INC KY CTF DEP ACT/365 MONTHLY 1.750% 10/11/19 B/E DTD 10/12/17 CLB RD 04/11 PD 04/12/19				368.60	USD
04/15/19		BOND INTEREST RECEIVED 139805AQ8	248000 CAPITAL BK N A ROCKVILLE MD CTF DEP ACT/365 2.600% 03/12/21 B/E DTD 03/13/19 RD 04/12 PD 04/13/19				547.64	USD
04/15/19		BOND INTEREST RECEIVED 29266N6E2	248000 ENERBANK USA SALT LAKE CITY UTAH CTF DEP ACT/365 MONTHLY 1.700% 09/16/19 B/E DTD 09/15/17 RD 04/14 PD 04/15/19				358.07	USD
04/15/19		BOND INTEREST RECEIVED 59774QFG2	248000 MIDLAND STS BK EFFINGHAM ILL CTF DEP ACT/365 1.850% 06/14/19 B/E DTD 12/14/17 CLB RD 04/13 PD 04/14/19				389.67	USD
04/15/19		BOND INTEREST RECEIVED 72345SGZ8	248000 PINNACLE BK NASHVILLE TENN CTF DEP ACT/365 MONTHLY 2.550% 12/16/19 B/E DTD 06/15/18 RD 04/14 PD 04/15/19				537.11	USD
04/15/19		BOND INTEREST RECEIVED 87165FUN2	246000 SYNCHRONY BK RETAIL CTF DEP PROGRAM BOOK ENTRY FIDELITY INSTL CTF DEP 2.700% 04/13/21 B/E DTD 04/13/18 RD 04/12 PD 04/15/19				3,311.90	USD
04/15/19		BOND INTEREST RECEIVED 939693AK3	248000 WASHINGTON SVGS BK LOWELL MA CTF DEP ACT/365 MONTHLY 2.750% 03/14/22 B/E DTD 03/14/19 CLB RD 04/13 PD 04/14/19				579.23	USD
04/18/19		BOND INTEREST RECEIVED 92937CGB8	247000 WEX BK MIDVALE UTAH CTF DEP ACT/365 SEMI-ANNUALLY 2.000% 10/19/20 B/E DTD 10/18/17 RD 04/17 PD 04/18/19				2,463.23	USD
04/22/19		BOND INTEREST RECEIVED 06610QDM0	248000 BANKERS BK OKLA CITY CTF DEP ACT/365 MONTHLY 1.700% 09/20/19 B/E DTD 09/20/17 RD 04/05 PD 04/20/19				358.07	USD
04/22/19		BOND INTEREST RECEIVED 09248ABG4	248000 BLACKRIDGE BANK FARGO N D CTF DEP ACT/365 MONTHLY 2.100% 12/22/20 B/E DTD 12/22/17 CLB RD 04/21 PD 04/22/19				442.32	USD
04/22/19		BOND INTEREST RECEIVED 20786ACJ2	248000 CONNECTONE BK ENGLEWOOD CLIFFS N J CTF DEP ACT/365 MONTHLY 2.800% 09/18/20 B/E DTD 09/19/18 RD 04/18 PD 04/19/19				589.76	USD



April 1, 2019 - April 30, 2019
MEDINA CITY SCHOOLS

Transactions by Type of Activity (continued)

Process/ Settlement Date	Trade/ Transaction Date	Activity Type	Description	Quantity	Price	Accrued Interest	Amount	Currency
Dividends and Interest (continued)								
04/22/19		BOND INTEREST RECEIVED 29367SHX5	248000 ENTERPRISE BK & TR CLAYTON MO CTF DEP ACT/365 2.800% 06/22/20 B/E DTD 06/22/18 RD 04/21 PD 04/22/19				589.76	USD
04/22/19		BOND INTEREST RECEIVED 31617CAH6	248000 FIDELITY BK NEW ORLEANS LA CTF DEP ACT/365 MONTHLY 1.900% 07/19/19 B/E DTD 01/19/18 RD 04/04 PD 04/19/19				400.20	USD
04/22/19		BOND INTEREST RECEIVED 42724JEG6	248000 HERITAGE BK HOPKINSVILLE KY CTF DEP ACT/365 MONTHLY 3.000% 06/21/21 B/E DTD 06/19/18 RD 04/18 PD 04/19/19				631.89	USD
04/22/19		BOND INTEREST RECEIVED 909557JA9	248000 UNITED BANKERS BK BLOOMINGTON MINN CTF DEP ACT/365 MONTHLY 3.250% 12/20/21 B/E DTD 12/19/18 CLB RD 04/18 PD 04/19/19				684.55	USD
04/22/19		BOND INTEREST RECEIVED 966594AY9	248000 WHITNEY BK GULFPORT MS CTF DEP ACT/365 SEMI-ANNUALLY 1.650% 04/22/19 B/E DTD 04/20/17 RD 04/21 PD 04/22/19				2,062.82	USD
04/24/19		BOND INTEREST RECEIVED 20033AVAT	248000 COMENITY CAP BK SALT LAKE CITY UTAH CTF DEP ACT/365 1.700% 07/24/19 B/E DTD 07/24/17 RD 04/23 PD 04/24/19				358.07	USD
04/25/19		BOND INTEREST RECEIVED 20364ACD5	248000 COMMUNITY FINL SVCS BK BENTON KY CTF DEP ACT/365 MONTHLY 3.000% 07/26/21 B/E DTD 07/25/18 CLB RD 04/24 PD 04/25/19				631.89	USD
04/25/19		BOND INTEREST RECEIVED 32117BCM8	248000 FIRST NATL BK DAMARISCOTTA ME CTF DEP ACT/365 3.150% 10/25/21 B/E DTD 10/25/18 CLB RD 04/24 PD 04/25/19				663.48	USD
04/29/19		BOND INTEREST RECEIVED 05581WK53	245000 BMO HARRIS BK NATL ASSN CHICAGO ILL CTF DEP ACT/365 QUARTERLY 3.000% 01/28/22 B/E DTD 01/28/19 CLB RD 04/13 PD 04/28/19				1,812.33	USD
04/29/19		BOND INTEREST RECEIVED 066851WM4	248000 BAR HBR BK & TR ME CTF DEP ACT/365 MONTHLY 2.700% 03/29/22 B/E DTD 03/29/19 CLB RD 04/14 PD 04/29/19				568.70	USD

Transactions by Type of Activity (continued)

Process/ Settlement Date	Trade/ Transaction Date	Activity Type	Description	Quantity	Price	Accrued Interest	Amount	Currency
Dividends and Interest (continued)								
04/29/19		BOND INTEREST RECEIVED 329864AB8	248000 FIRST NATL BK LONG IS N Y CTF DEP ACT/365 MONTHLY 2.300% 09/30/19 B/E DTD 03/28/18 RD 04/13 PD 04/28/19				484.45	USD
04/29/19		BOND INTEREST RECEIVED 3495FTBZ1	248000 FORTIS PRIVATE BK DENVER CO CTF DEP ACT/365 2.700% 03/29/22 B/E DTD 03/29/19 CLB RD 04/28 PD 04/29/19				568.70	USD
04/29/19		BOND INTEREST RECEIVED 58733AES4	248000 MERCANTIL BK NATL ASSN CORAL GABLES FLA CTF DEP ACT/365 MONTHLY 2.200% 12/29/20 B/E DTD 12/29/17 RD 04/28 PD 04/29/19				463.39	USD
04/29/19		BOND INTEREST RECEIVED 86063QAD7	248000 STIFEL BK & TR ST LOUIS MO CTF DEP ACT/365 2.550% 03/30/20 B/E DTD 03/29/18 RD 04/28 PD 04/29/19				537.11	USD
04/29/19		BOND INTEREST RECEIVED 947547JQ9	248000 WEBBANK SALT LAKE CITY UTAH CTF DEP ACT/365 MONTHLY 1.850% 03/30/20 B/E DTD 09/28/17 CLB RD 04/27 PD 04/28/19				389.67	USD
04/30/19		BOND INTEREST RECEIVED 31931TEL5	247000 FIRST BK SOUTH PINES NORTH CAROLINA CTF DEP ACT/365 1.700% 05/31/19 B/E DTD 05/31/17 RD 04/29 PD 04/30/19				345.12	USD
04/30/19		BOND INTEREST RECEIVED 32112UCU3	245000 FIRST NATL BK MCGREGOR TEX CTF DEP ACT/365 MONTHLY 2.650% 02/01/21 B/E DTD 01/31/19 RD 04/29 PD 04/30/19				533.63	USD
04/30/19		BOND INTEREST RECEIVED 59013JD22	248000 MERRICK BK SOUTH JORDAN UTAH CTF DEP ACT/365 MONTHLY 1.700% 10/30/19 B/E DTD 10/30/17 RD 04/29 PD 04/30/19				358.07	USD
04/30/19		BOND INTEREST RECEIVED 63861NAK1	248000 NATIONWIDE BK COLUMBUS OHIO CTF DEP ACT/365 MONTHLY 1.850% 02/28/20 B/E DTD 11/30/17 RD 04/29 PD 04/30/19				389.67	USD
04/30/19		BOND INTEREST RECEIVED 89214PBL2	246000 TOWNEBANK PORTSMOUTH VA CTF DEP ACT/365 SEMI-ANNUALLY 2.800% 04/30/21 B/E DTD 04/30/18 RD 04/15 PD 04/30/19				3,434.56	USD
04/30/19		BOND INTEREST RECEIVED 90348JCL2	248000 UBS BK USA SALT LAKE CITY UT CTF DEP ACT/365 MONTHLY 2.150% 04/30/19 B/E DTD 04/30/18 RD 04/15 PD 04/30/19				452.85	USD
04/30/19		BOND INTEREST RECEIVED 91330ABJ5	248000 UNITY BK CLINTON NJ CTF DEP ACT/365 MONTHLY 1.950% 07/30/19 B/E DTD 01/30/18 RD 04/29 PD 04/30/19				410.73	USD
Total Dividends and Interest						\$0.00	\$32,712.69	USD



April 1, 2019 - April 30, 2019
MEDINA CITY SCHOOLS

Transactions by Type of Activity (continued)

Process/ Settlement Date	Trade/ Transaction Date	Activity Type	Description	Quantity	Price	Accrued Interest	Amount	Currency
Distributions								
04/22/19		SECURITY REDEEMED 966594AY9	WHITNEY BK GULFPORT MS CTF DEP ACT/365 SEMI-ANNUALLY 1.650% 04/22/19 B/E DTD 04/20/17 ACCOUNT REDEMPTION	-248,000.000			248,000.00	USD
04/25/19		SECURITY REDEEMED 20364ACD5	COMMUNITY FINL SVCS BK BENTON KY CTF DEP ACT/365 MONTHLY 3.000% 07/26/21 B/E DTD 07/25/18 CLB	-248,000.000			248,000.00	USD
04/30/19		SECURITY REDEEMED 712303AB2	PEOPLES SEC BK & TR CO SCRANTON PA CTF DEP ACT/365 3.050% 08/31/21 B/E DTD 08/31/18 ACCOUNT REDEMPTION	-248,000.000			248,000.00	USD
04/30/19		SECURITY REDEEMED 90348JCL2	UBS BK USA SALT LAKE CITY UT CTF DEP ACT/365 MONTHLY 2.150% 04/30/19 B/E DTD 04/30/18 ACCOUNT REDEMPTION	-248,000.000			248,000.00	USD
Total Distributions						\$0.00	\$992,000.00	USD
Cash Withdrawals and Deposits								
04/02/19		ELECTRONIC TRANSACTION USD999997	SEND TO BANK FOR ACH ACH HUNTINGTON NATIONAL BANK				-7,623.82	USD
04/04/19		ELECTRONIC TRANSACTION USD999997	SEND TO BANK FOR ACH ACH HUNTINGTON NATIONAL BANK				-610.83	USD
04/09/19		ELECTRONIC TRANSACTION USD999997	SEND TO BANK FOR ACH ACH HUNTINGTON NATIONAL BANK				-1,990.45	USD
04/16/19		ELECTRONIC TRANSACTION USD999997	SEND TO BANK FOR ACH ACH HUNTINGTON NATIONAL BANK				-6,092.22	USD
04/18/19		ELECTRONIC TRANSACTION USD999997	SEND TO BANK FOR ACH ACH HUNTINGTON NATIONAL BANK				-2,463.23	USD
04/23/19		ELECTRONIC TRANSACTION USD999997	SEND TO BANK FOR ACH ACH HUNTINGTON NATIONAL BANK				-5,759.37	USD
04/24/19		ELECTRONIC TRANSACTION USD999997	SEND TO BANK FOR ACH ACH HUNTINGTON NATIONAL BANK				-372.00	USD
04/29/19		ELECTRONIC TRANSACTION USD999997	SEND TO BANK FOR ACH ACH HUNTINGTON NATIONAL BANK				-6,119.72	USD

Transactions by Type of Activity (continued)

Process/ Settlement Date	Trade/ Transaction Date	Activity Type	Description	Quantity	Price	Accrued Interest	Amount	Currency
Cash Withdrawals and Deposits (continued)								
04/30/19		ELECTRONIC TRANSACTION USD999997	SEND TO BANK FOR ACH ACH HUNTINGTON NATIONAL BANK				-248,000.00	USD
04/30/19		ELECTRONIC TRANSACTION USD999997	SEND TO BANK FOR ACH ACH HUNTINGTON NATIONAL BANK				-6,282.70	USD
Total Cash Withdrawals and Deposits						\$0.00	-\$285,314.34	USD
Total Value of Transactions						\$0.00	\$243,770.35	USD

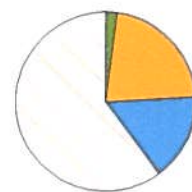
The price and quantity displayed may have been rounded.

Fixed Income Analysis

Bond Quality

Bond Quality	Market Value	% of Bond Market Value
Not Rated	15,588,473.27	100%
Total	15,588,473.27	100%

Bond Maturity Schedule



Bond Maturity	Market Value	% of Bond Market Value
Within 1 month	243,982.92	2%
1 to 6 months	3,465,400.64	22%
7 to 12 months	2,469,353.05	16%
1 to 5 years	9,409,736.66	60%
Total	15,588,473.27	100%

Percentages of bond market values are rounded to the nearest whole percentage.

Bond quality ratings reflect Moody's or Standard and Poor's ratings. Bonds may be rated by other services. Bonds that are in default are not included. Please refer to your Portfolio Holdings section.

You are 100% invested in bonds with a bond quality of Not Rated.

Called Bonds

Call Date	Security Description	Eligible Quantity	Called Quantity	Call Price	Type of Call	Redemption Proceeds
05/08/2019	SECURITY ST BK FARWELL TEX CTF DEP ACT/365 MONTHLY 3.000% 08/09/21 B/E DTD 08/08/18 CALLABLE 05/08/19	248,000.000	248,000.000	100.0000	Full	248,000.00

Pershing LLC receives the called bond information from several information sources which Pershing believes are reliable. Pershing does not guarantee the accuracy of the information. For callable options that are available to you please contact your Account Executive.

April 1, 2019 - April 30, 2019
MEDINA CITY SCHOOLS**Trades Not Settled**

Settlement Date	Trade Date	Activity Type	Description	Quantity	Price	Accrued Interest	Settlement Amount
05/15/19	04/30/19	Buy	SILVERGATE BK LA JOLLA CALIF CTF DEP ACT/365 2.700% 05/15/23 B/E DTD 05/15/19 CLB YLD 2.700 TO	248,000.000	100.0000	0.00	-248,000.00

Total Amount of Trades Not Settled **-\$248,000.00****Messages**

Although a money market mutual fund seeks to preserve the value of your investment at \$1 per share, it is possible to lose money by investing in a money market mutual fund. Shares of a money market mutual fund or the balance of a bank deposit product held in your brokerage account may be liquidated upon request with the proceeds credited to your brokerage account. Please see the money market mutual fund's prospectus or the bank deposit product's disclosure document or contact your advisor for additional information. Pursuant to SEC Rule 10b-10(b)(1) confirmations are not sent for purchases into money market mutual funds processed on the sweep platform.

Cash Not Yet Received

Security	Record Date	Payable Date	Quantity Held	Rate	Dividend Option	Amount of Payment
Interest						
BELMONT BK & TR CO CHICAGO IL CTF DEP ACT/365 MONTHLY	04/21/19	05/06/19	248,000.000	0.001397	Cash	346.52
CAPITAL BK N A ROCKVILLE MD CTF DEP ACT/365	04/28/19	05/13/19	248,000.000	0.002137	Cash	529.97
CHIPPEWA VY BK WINTER WIS CTF DEP ACT/365 MONTHLY	04/21/19	05/06/19	248,000.000	0.002466	Cash	611.51
ENERBANK USA SALT LAKE CITY UTAH CTF DEP ACT/365 MONTHLY	04/30/19	05/15/19	248,000.000	0.001397	Cash	346.52
ISRAEL DISC BK NEW YORK N Y CTF DEP ACT/365	04/19/19	05/04/19	246,000.000	0.013389	Cash	3,293.70
KEARNY BK NEW JERSEY CTF DEP ACT/365 SEMI-ANNUALLY	04/30/19	05/15/19	247,000.000	0.008430	Cash	2,082.24
MAGNOLIA BK INC KY CTF DEP ACT/365 MONTHLY	04/27/19	05/12/19	248,000.000	0.001438	Cash	356.71
MAIN STR BK BINGHAM FARMS MI CTF DEP ACT/365	04/19/19	05/04/19	248,000.000	0.002384	Cash	591.12



Cash Not Yet Received (continued)

Security	Record Date	Payable Date	Quantity Held	Rate	Dividend Option	Amount of Payment
Interest (continued)						
MIDLAND STS BK EFFINGHAM ILL CTF DEP ACT/365	04/29/19	05/14/19	248,000.000	0.001521	Cash	377.10
PINNACLE BK NASHVILLE TENN CTF DEP ACT/365 MONTHLY	04/30/19	05/15/19	248,000.000	0.002096	Cash	519.78
SECURITY ST BK FARWELL TEX CTF DEP ACT/365 MONTHLY	04/23/19	05/08/19	248,000.000	0.002466	Cash	611.51
SOUTHWEST NATL BK WICHITA KANS CTF DEP ACT/365 MONTHLY	04/17/19	05/02/19	248,000.000	0.001644	Cash	407.67
STERLING BK POPLAR BLUFF MO CTF DEP ACT/365 MONTHLY	04/23/19	05/08/19	248,000.000	0.001438	Cash	356.71
WASHINGTON SVGS BK LOWELL MA CTF DEP ACT/365 MONTHLY	04/29/19	05/14/19	248,000.000	0.002260	Cash	560.55

Total Cash Not Yet Received

\$10,991.61

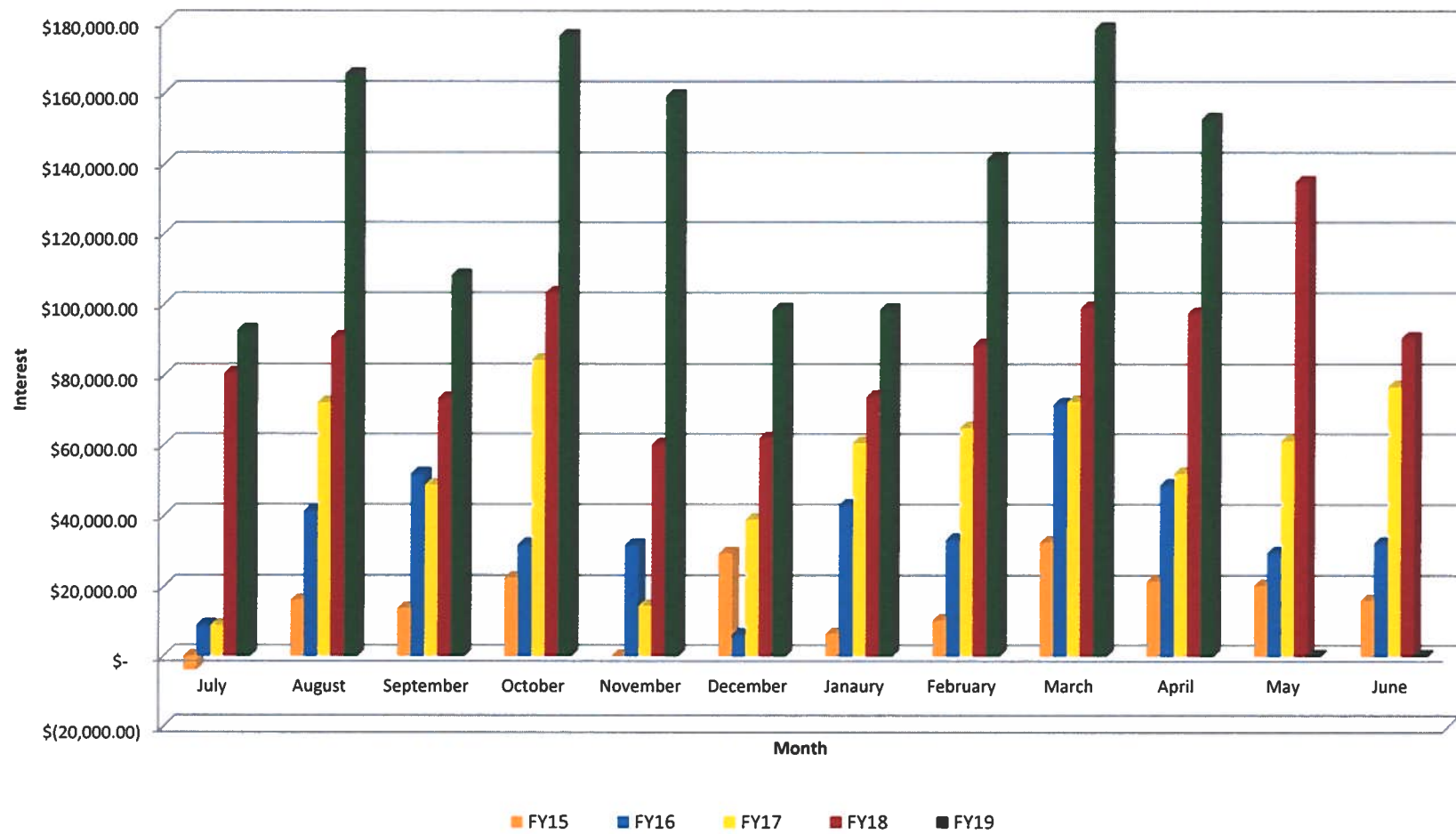
Assets shown here are not reflected in your account. This information has been received from sources we believe to be reliable. Pershing does not guarantee the accuracy of the information.

Important Information and Disclosures

The Role of Pershing

- Pershing carries your account as clearing broker pursuant to a clearing agreement with your financial institution. Pershing may accept from your financial institution without inquiry or investigation (i) orders for the purchase and sale of securities and other property and (ii) any other instructions concerning your account. Pershing is not responsible or liable for any acts or omissions of your financial institution or its employees and it does not supervise them. Pershing provides no investment advice nor does it assess the suitability of any transaction or order. Pershing acts as the agent of your financial institution and you agree that you will not hold Pershing or any person controlling or under common control with it liable for any investment losses incurred by you.
- Pershing performs several key functions at the direction of your financial institution. It acts as custodian for funds and securities you may deposit with it directly or through your financial institution or that it receives as the result of securities transactions it processes.
- Your financial institution is responsible for adherence to the securities laws, regulations and rules which apply to it regarding its own operations and the supervision of your account, its sales representatives and other personnel. Your financial institution is also responsible for approving the opening of accounts and obtaining account documents; the acceptance and, in certain instances, execution of securities orders; the assessment of the suitability of those transactions, where applicable; the rendering of investment advice, if any, to you and in general, for the ongoing relationship that it has with you.
- Inquiries concerning the positions and balances in your account may be directed to the Pershing Customer Service Department at (201) 413-3333. All other inquiries regarding your account or activity should be directed to your financial institution. Your financial organization's contact information can be found on the first page of this statement.
- For a description of other functions performed by Pershing please consult the Disclosure Statement provided to you upon the opening of your account. This notice is not meant as a definitive enumeration of every possible circumstance, but as a general disclosure. If you have any questions regarding this notice or if you would like additional copies of the Disclosure Statement, please contact your financial institution.
- Pershing is a member of the Securities Investor Protection Corporation (SIPC®). Please note that SIPC does not protect against loss due to market fluctuation. In addition to SIPC protection, Pershing provides coverage in excess of SIPC limits. For more detailed information please visit: www.pershing.com/about/strength-and-stability.
- This statement will be deemed conclusive. You are advised to report any inaccuracy or discrepancy (including unauthorized trading) promptly, but no later than ten days after receipt of this statement, to your financial organization and Pershing. Please be advised that any oral communication should be re-confirmed in writing to further protect your rights, including your rights under the Securities Investor Protection Act.
- Your financial organization's contact information can be found on the first page of this statement. Pershing's contact information is as follows: **Pershing LLC, Legal Department, One Pershing Plaza, Jersey City, New Jersey 07399; (201) 413-3330.** Errors and Omissions excepted.

Total Monthly Interest Earnings



F I N A N C I A L S U M M A R Y R E P O R T
Processing Month: April 2019
MEDINA CITY SCHOOL DISTRICT

Fnd	Sc	Description	Beginning Balance	MTD Revenues	FYTD Revenues	MTD Expenditures	FYTD Expenditures	Current Available Balance
001	0000	GENERAL FUND	40,167,539.65	2,329,335.90	65,072,759.55	6,406,284.89	63,102,531.43	42,137,767.77
002	0000	BOND RETIREMENT	1,182,040.17	.00	474,006.99	.00	1,389,890.13	266,157.03
002	9000	BOND RETIREMENT - NEW ELE	3,827,987.43	39,011.26	3,540,137.70	28,318.20	3,559,969.21	3,808,155.92
002	9012	LOCAL SALES TAX RETIREMEN	.00	.00	1,278,065.02	.00	1,278,065.02	.00
002	9014	CONSOLIDATION - ENERGY &	.00	.00	326,999.99	17,806.25	344,806.24	17,806.25-
003	0000	PERMANENT IMPROVEMENT FUN	126,628.88	.00	.00	.00	634.27	125,994.61
003	9000	PERMANENT IMPROVEMENT FUN	989.14	.00	8,000.00	.00	388.00	8,601.14
003	9001	MEDINA CITY REC CENTER-PE	593,959.31	1,828.16	104,383.94	.00	98,869.65	599,473.60
006	0000	LUNCHROOM FUND	38,757.65	233,928.59	1,926,042.63	207,370.76	2,006,279.49	41,479.21-
007	9004	COLLINS SCHOLARSHIP/POST-	185.01	64.97	18,286.03	.00	.00	18,471.04
007	9110	ART TRUST - GARFIELD	10,300.89	37.36	320.83	.00	.00	10,621.72
007	9111	CHARLES STANGEL SCHOLARSH	.00	500.00	500.00	.00	.00	500.00
007	9333	RIOS STUDENT LEADER SCHOL	27,351.81	111.72	4,408.43	.00	.00	31,760.24
007	9901	BIXLER SCHOLARSHIP FUND	125.00	.00	.00	.00	.00	125.00
008	9002	KANEHL MUSIC TRUST	28,768.25	86.41	776.46	.00	.00	29,544.71
008	9003	RICHARD HOFFMAN COLLINS M	636,337.81	.00	.00	.00	.00	636,337.81
008	9112	ELAINE BUSHMAN FUND	17,752.58	43.99	377.76	.00	.00	18,130.34
009	9000	STAR	2,051.25	714.10	26,526.15	.00	.00	28,577.40
009	9110	UNIFORM SUPPLIES GARFIELD	7,654.37	276.70	4,788.65	497.35	1,265.84	11,177.18
009	9120	UNIFORM SUPPLIES - CANAVA	7,885.49	188.60	7,735.45	366.12	4,230.12	11,390.82
009	9130	UNIFORM SUPPLIES - FENN	17,911.19	220.64	7,950.28	2,341.26	8,748.88	17,112.59
009	9140	UNIFORM SUPPLIES - HERITA	4,052.08	315.00	7,822.85	606.51	4,112.13	7,762.80
009	9160	UNIFORM SUPPLIES - BLAKE	75.40	69.30	9,695.20	1,149.39	3,668.89	6,101.71
009	9170	UNIFORM SUPPLIES - RALPH	11,797.12	57.80	12,666.80	1,026.83	5,805.41	18,658.51
009	9180	UNIFORM SUPPLIES - ELIZA	5,530.88	389.78	9,593.85	730.77	3,947.03	11,177.70
009	9200	UNIFORM SUPPLIES - CLAGGE	52,107.78	1,530.00	21,110.40	3,209.85	30,878.96	42,339.22
009	9210	UNIFORM SUPPLIES - A.I. R	9,657.05	416.50	25,948.25	3,375.07	26,736.44	8,868.86
009	9300	UNIFORM SUPPLIES - SENIOR	22,804.73	5,694.50	145,136.87	13,087.46	96,202.16	71,739.44
009	9304	AVIATION/PHOTOGRAPHY	3.87	.00	.00	.00	.00	3.87
014	9016	MEDINA CNTY JUV DET CNTR	79,227.24	18,975.00	167,273.28	22,533.74	244,064.48	2,436.04
014	9111	CFIT FY11	5,550.01	.00	.00	.00	.00	5,550.01
014	9116	EVOLVE	184,406.84	111,930.00	827,345.00	47,575.09	687,785.58	323,966.26
016	0000	EMERGENCY LEVY	18,470,574.92	69,962.21	6,667,787.28	345,151.74	3,139,161.58	21,999,200.62
018	0000	PRINT SHOP	6,683.33	.00	.00	.00	.00	6,683.33
018	9000	PUBLIC SCHOOL SUPPORT - S	16.70	.00	.00	.00	.00	16.70
018	9110	PRINCIPAL'S FUND - GARFIE	36,598.58	2,695.50	8,404.17	1,575.37	8,733.88	36,268.87
018	9111	GARFIELD SCHOOL STORE	49.99	.00	.00	.00	.00	49.99
018	9113	GARFIELD MEDIA CENTER	810.24	.00	923.37	907.15	907.15	826.46
018	9120	PRINCIPAL - CANAVAN	46,644.11	3,975.70	6,874.22	1,806.04	10,130.64	43,387.69
018	9122	CANAVAN SCHOOL STORE	586.69	.00	.00	.00	.00	586.69
018	9123	BOOK FAIR - CANAVAN	2,376.32	.00	5,360.64	.00	4,777.25	2,959.71
018	9130	PRINCIPAL - FENN	29,614.17	4,834.39	11,018.94	2,707.38	11,971.14	28,661.97
018	9132	FENN SCHOOL STORE	1,243.95	112.62	731.62	158.50	621.81	1,353.76
018	9133	BOOK FAIR - FENN	598.56	5.00	128.86	.00	.00	727.42
018	9135	MEDINA SKI TEAM - DISTRIC	3,750.04	.00	5,975.00	4,917.29	7,808.70	1,916.34
018	9140	PRINCIPAL'S FUND - HERITA	33,036.16	3,353.70	15,273.05	1,676.66	8,631.76	39,677.45

F I N A N C I A L S U M M A R Y R E P O R T
Processing Month: April 2019
MEDINA CITY SCHOOL DISTRICT

Fnd	Sc	Description	Beginning Balance	MTD Revenues	FYTD Revenues	MTD Expenditures	FYTD Expenditures	Current Available Balance
018	9143	HERITAGE MEDIA CENTER	6,292.05	.00	4,228.13	822.69	5,984.95	4,535.23
018	9160	PRINCIPAL'S FUND - H G BL	49,340.74	6,298.90	11,852.65	11,083.04	18,073.43	43,119.96
018	9161	LEADER IN ME - BLAKE	7,394.06	.00	.00	.00	.00	7,394.06
018	9163	BLAKE MEDIA CENTER	15,865.60	21.89	5,826.27	.00	5,580.39	16,111.48
018	9170	PRINCIPALS FUND - RALPH W	71,910.40	6,893.10	10,947.80	290.24	4,702.74	78,155.46
018	9171	WAITE SCHOOL STORE	50.00	.00	.00	.00	.00	50.00
018	9173	MEDIA CENTER RALPH WAITE	5,449.06	30.84	8,485.43	901.42	9,727.99	4,206.50
018	9174	FIELD TRIPS RALPH WAITE E	15,209.72	.00	.00	.00	.00	15,209.72
018	9180	PRINCIPALS FUND ELIZA NOR	47,210.96	5,972.90	10,312.86	1,032.66	4,852.46	52,671.36
018	9181	NORTHROP ELEMENTARY SCHOO	1,681.19	.00	.00	.00	50.00	1,631.19
018	9183	MEDIA CENTER ELIZA NORTHR	8,375.80	6.95	6,353.81	.00	7,780.85	6,948.76
018	9184	FIELD TRIPS ELIZA NORTHRO	146.00	.00	.00	.00	.00	146.00
018	9200	PRINCIPAL'S FUND - CLAGGE	79,667.58	447.80	13,218.25	2,067.13	14,706.04	78,179.79
018	9203	CLAGGETT M.S. MEDIA CENTE	5,408.59	.00	2,899.23	.00	2,822.72	5,485.10
018	9210	PRINCIPAL'S FUND - ROOT M	34,705.04	40.00	18,475.75	1,211.16	15,881.78	37,299.01
018	9211	ROOT M.S. MEDIA CENTER	9,839.79	12.99	2,827.85	.00	2,695.57	9,972.07
018	9212	ROOT M.S. - WASHINGTON TR	355.00	.00	.00	.00	.00	355.00
018	9213	SPECIAL FUNDRAISER - ROOT	.02	.00	.00	.00	.00	.02
018	9300	PRINCIPAL'S FUND - SENIOR	47,137.95	344.97	12,757.37	2,550.43	16,465.27	43,430.05
018	9301	MEDIA CENTER FUND	1,363.76	.00	.00	.00	.00	1,363.76
018	9302	SPECIAL FUNDRAISER - SENI	37,086.18	.00	.00	.00	.00	37,086.18
018	9303	PERFORMING ARTS	97,571.10	2,651.00	19,325.00	6,689.88	35,913.65	80,982.45
018	9304	BUZZ	16,394.08	1,400.53	9,828.03	1,815.61	10,052.75	16,169.36
018	9305	FLEXIBLE CREDIT FUND	7,634.56	.00	50.00	.00	.00	7,684.56
018	9306	FEED THE BEES	.00	25.00	1,392.00	16.84	16.84	1,375.16
018	9884	FACILITY RENTAL	.00	1,976.66	24,790.82	.00	.00	24,790.82
018	9900	INSERVICE - CENTRAL	3,702.01	.00	.00	.00	.00	3,702.01
018	9901	PUBLIC SCHOOL SUPPORT - I	9,540.71	.00	10,000.00	1,633.16	15,000.72	4,539.99
018	9902	INSERVICE - SUPERINTENDEN	24,720.92	.00	.00	.00	.00	24,720.92
018	9903	BOARD/STUDENT DEVELOPMENT	2,800.00	.00	.00	.00	.00	2,800.00
018	9904	WELLNESS FUND	502.00	.00	.00	.00	.00	502.00
018	9905	PUBLIC SCHOOL SUPPORT/STU	52,823.04	.00	8,000.00	1,810.90	7,305.24	53,517.80
018	9906	COMMUNICATIONS - PUBLIC S	2,377.27	.00	500.00	.00	2,362.00	515.27
018	9910	MAINTENANCE DEPARTMENT	3,902.36	.00	.00	.00	.00	3,902.36
018	9914	END OF YEAR	.00	75.00	75.00	.00	.00	75.00
018	9915	BIKE TO SCHOOL	.00	1,000.00	1,000.00	.00	.00	1,000.00
018	9916	SPIRIT NIGHT	.00	.00	3,675.00	.00	2,297.52	1,377.48
018	9917	BICENTENNIAL	.00	.00	677.00	.00	124.00	553.00
018	9918	FAMILY FIRST	.00	.00	842.20	.00	842.20	.00
018	9919	STUDENT ART SHOW	.00	.00	250.00	28.47	28.47	221.53
018	9920	TRSP FUND	2,241.50	95.75	143.31	.00	.00	2,384.81
018	9930	Resource Connection	1,500.00	.00	.00	.00	.00	1,500.00
019	9000	ADAMH GRANT	980.00	.00	6,000.00	690.00	5,441.00	1,539.00
019	9009	MCDAC GRANT FY19	.00	.00	61,500.00	9,460.39	92,248.02	30,748.02-
019	9018	LOWE'S LIGHT UP GARFIELD	48.08	.00	.00	.00	.00	48.08
019	9020	RIF PROGRAM GRANT - NORTH	400.73	.00	.00	.00	.00	400.73

Date: 5/07/19

F I N A N C I A L S U M M A R Y R E P O R T
Processing Month: April 2019
MEDINA CITY SCHOOL DISTRICT

Page: 3
(FINSUM)

Fnd	Sc	Description	Beginning Balance	MTD Revenues	FYTD Revenues	MTD Expenditures	FYTD Expenditures	Current Available Balance
019	9021	JENNINGS - BLAKE - BRYNIA	.82	.00	.00	.00	.00	.82
019	9023	PUBLIC EDUCATION LEADERSH	.01	.00	.00	.00	.00	.01
019	9029	MARTHA HOLDEN JENNINGS GR	6.82	.00	.00	.00	.00	6.82
019	9030	PERFORMANCE BASED ASSESSM	79.76	.00	.00	.00	.00	79.76
019	9031	PBA FY11	256.96	.00	.00	.00	.00	256.96
019	9113	ACS-HACH CHEMISTRY GRANT	96.34	.00	.00	.00	.00	96.34
019	9180	PPG INNOVATIVE CLASSROOM	15.31	.00	.00	.00	.00	15.31
019	9181	FIRST ENERGY GRANT	.00	.00	960.00	.00	959.84	.16
019	9213	VIDEO CLUB GRANT - MHS	2.82	.00	.00	.00	.00	2.82
019	9313	JENNINGS - NORTHROP - MIL	13.86	.00	.00	.00	.00	13.86
019	9413	3M AND OTHER GRANT	152.03	.00	.00	.00	.00	152.03
019	9513	NEA STUDENT ACHIEVEMENT G	191.88	.00	.00	.00	.00	191.88
019	9715	FUEL UP - BLAKE	23.82	.00	.00	.00	.00	23.82
020	9001	TRANSPORTATION ENTERPRISE	61,220.42	9,363.84	27,693.07	1,526.21	10,130.56	78,782.93
022	9000	Unclaimed funds	33,217.15	.00	9.00-	.00	1,307.70	31,900.45
022	9093	DIVERSION PROGRAM FED MON	1,000.00	.00	.00	.00	.00	1,000.00
022	9094	DIVERSION PROGRAM - FED.	1,000.00	.00	.00	.00	.00	1,000.00
022	9300	OH HIGH SCHOOL ATH ASSOC	3,106.23	.00	33,309.67	358.33	34,012.85	2,403.05
024	9001	MEDICAL AND DRUG/SELF INS	6,847,635.87	727,385.53	7,298,362.78	742,081.94	7,169,239.95	6,976,758.70
024	9002	DENTAL SELF INSURANCE FUN	357,639.76	56,388.16	563,501.60	56,761.66	566,560.71	354,580.65
024	9094	FLEX PRO	63,113.32	21,981.62	164,917.72	13,372.68	171,471.76	56,559.28
027	0000	WORKMANS COMP.-SELF INS	135,237.63	11,685.73	128,511.64	12,200.81	219,915.81	43,833.46
071	9013	LOCAL SALES TAX PERMANENT	3,368,024.17	865,539.44	3,264,644.56	3,888.84	2,933,737.55	3,698,931.18
200	9110	GARFIELD STUDENT COUNCIL/	678.51	2.46	21.13	.00	.00	699.64
200	9121	ELLA CANAVAN STUDENT COUN	1,058.18	4.19	295.06	.00	163.43	1,189.81
200	9134	FENN STUDENT BUSINESS	8.69	.03	.27	.00	.00	8.96
200	9140	STUDENT COUNCIL - HERITAG	151.19	.55	4.71	.00	.00	155.90
200	9184	NORTHROP ELEMENTARY STUDE	48.39	.18	1.51	.00	.00	49.90
200	9185	K-KIDS KIWANIS ACTIVITY C	6,163.70	1,919.57	3,717.53	.00	689.96	9,191.27
200	9202	CLAGGETT MIDDLE SCH. STUD	1,651.98	1,030.74	1,710.23	1,267.85	2,129.21	1,233.00
200	9204	CLAGGETT MIDDLE SCHOOL CH	485.90	1.76	15.12	.00	.00	501.02
200	9205	CLAGGETT MIDDLE SCH. BUIL	1,955.42	9.24	832.97	.00	162.00	2,626.39
200	9209	CLAGGETT MIDDLE SCHOOL DR	19,658.66	80.99	7,127.89	1,782.22	3,763.66	23,022.89
200	9252	CHEERLEADERS - ROOT M.S.	41.48	.15	1.29	.00	.00	42.77
200	9253	BUILDERS' CLUB - ROOT M.S	3,684.29	540.33	1,309.32	66.44	66.44	4,927.17
200	9254	HONORS ACADEMY - ROOT	3,504.89	711.23	1,237.42	1,137.27	1,549.25	3,193.06
200	9256	DRAMA CLUB - ROOT M.S.	4,660.14	20.29	2,938.47	.00	1,831.50	5,767.11
200	9258	STUDENT COUNCIL - ROOT M.	2,108.13	11.34	2,950.95	36.98	1,834.70	3,224.38
200	9301	YOUNG AMERICANS FOR FREED	3,128.52	.18	17.31	.00	3,095.00	50.83
200	9302	ART CLUB	136.78	.67	521.65	.00	467.75	190.68
200	9303	CULTURAL EXPLORATION	206.06	.66	5.34	.00	23.49	187.91
200	9304	CAREER ASSOCIATION	.37	.00	.00	.00	.00	.37
200	9305	CHEMCLUB	966.23	5.28	780.59	245.52	245.52	1,501.30
200	9306	OPERATION SMILE	109.39	.40	3.42	.00	.00	112.81
200	9307	CHOIR	56,370.48	1,551.77	15,226.12	1,761.07	26,085.01	45,511.59
200	9309	IMPROV CLUB	276.51	1.00	8.60	.00	.00	285.11

Date: 5/07/19

F I N A N C I A L S U M M A R Y R E P O R T
Processing Month: April 2019
MEDINA CITY SCHOOL DISTRICT

Page: 4
(FINSUM)

Fnd	Sec	Description	Beginning Balance	MTD Revenues	FYTD Revenues	MTD Expenditures	FYTD Expenditures	Current Available Balance
200	9310	DELTA EPSILON PHI - NAT'L	.45	.00	.00	.00	.00	.45
200	9312	DRAMA CLUB	31,354.18	7,253.08	10,335.94	918.00	4,996.17	36,693.95
200	9314	MEDINA OUTDOORS CLUB	.00	.53	150.53	.00	.00	150.53
200	9315	FELLOWSHIP OF CHRISTIAN A	299.84	.20	7.73	144.00	251.94	55.63
200	9318	GIRLS LEADERSHIP CLUB	5,128.27	22.01	1,947.33	.00	817.23	6,258.37
200	9321	KEY CLUB	37,318.51	171.78	15,067.05	1,218.00	3,551.75	48,833.81
200	9323	MEDINAMITE	302.43	496.41	1,825.49	.00	.00	2,127.92
200	9324	MEDINIAN	33,182.43	2,157.65	15,460.62	1,675.00	9,512.93	39,130.12
200	9325	MHS BAND	13,924.28	5,306.05-	10,161.88	940.46	3,063.50	21,022.66
200	9326	NATIONAL HONOR SOCIETY	11,347.80	1,936.47	2,248.75	385.00	385.00	13,211.55
200	9327	ORCHESTRA	24,523.59	95.66	2,670.56	.00	.00	27,194.15
200	9330	SCIENCE OLYMPIAD CLUB	1,953.65	799.92	1,677.26	402.06	1,094.44	2,536.47
200	9331	SKI CLUB	2.97	.01	.10	.00	.00	3.07
200	9332	SPANISH CLUB	10,465.93	41.25	4,161.76	1,180.50	2,900.11	11,727.58
200	9333	STUDENT COUNCIL	40,707.70	769.87	32,844.35	2,216.25	42,033.56	31,518.49
200	9335	LATIN CLUB	2,298.75	.02	5,023.85	14.93	7,316.71	5.89
200	9337	AMERICAN SIGN LANGUAGE CL	254.74	.82	103.39	.00	124.30	233.83
200	9339	SPEECH/DEBATE CLUB	15,656.04	423.12	17,237.86	966.72	14,950.18	17,943.72
200	9340	S. A. D. D.	1,677.29	6.76	730.57	324.26	487.16	1,920.70
200	9346	PENGUIN BOWL/NOSB	264.07	.74	196.31	.00	250.00	210.38
200	9350	TECHNOLOGY CLUB	483.83	252.34	1,559.26	.00	1,378.40	664.69
200	9352	VIDEO CLUB - SR HI	7,045.97	26.80	846.97	54.19	274.55	7,618.39
200	9353	CHINESE CLUB	909.97	3.36	44.65	.00	.00	954.62
200	9355	GENDER AND SEXUALITY ALLI	1,299.36	94.58	281.28	96.82	493.15	1,087.49
200	9380	V O F T	25,124.90	3,712.59	8,022.09	9,685.14	11,849.23	21,297.76
200	9418	CLASS OF 2018	6,302.61	.77	18.60	446.00	6,101.24	219.97
200	9419	CLASS OF 2019	7,057.66	26.08	2,156.66	166.21	1,800.47	7,413.85
200	9420	CLASS OF 2020	4,071.63	828.02	19,724.41	1,169.29	1,616.03	22,180.01
200	9421	CLASS OF 2021	1,533.22	11.95	3,761.76	.00	1,897.61	3,397.37
200	9422	CLASS OF 2022	.00	5.85	3,484.89	.00	1,822.59	1,662.30
200	9999	GENERIC STUDENT ACTIV. FD	.01	.00	.00	.00	.00	.01
300	0000	ATHLETIC FUND	188,844.09	16,860.65	282,666.69	12,254.79	308,970.93	162,539.85
300	9110	GARFIELD FIELD TRIPS	2,067.57	1,140.00	3,578.00	3,200.00	5,117.43	528.14
300	9120	CANAVAN FIELD TRIP	1,352.68	1,088.00	7,578.00	546.00	8,156.64	774.04
300	9121	WORLD WATCHER'S CLUB	7,362.04	.00	.00	.00	.00	7,362.04
300	9130	FENN FIELD TRIPS	517.55	1,589.00	7,579.00	.00	6,539.32	1,557.23
300	9140	HERITAGE FIELD TRIPS	1,136.21	420.00	5,457.00	.00	5,664.00	929.21
300	9160	BLAKE FIELD TRIPS	.00	1,002.00	8,520.00	382.50	1,148.42	7,371.58
300	9170	WAITE FIELD TRIPS	.00	1,370.00	10,614.00	672.00	12,246.70	1,632.70-
300	9180	NORTHROP FIELD TRIPS	3,958.79	5,231.75	8,225.70	.00	5,358.95	6,825.54
300	9201	CLAGGETT MIDDLE SCH. BAND	26,346.90	.00	15,561.00	575.08	13,792.41	28,115.49
300	9202	CLAGGETT MIDDLE SCH. ORCH	258.00	.00	.00	.00	.00	258.00
300	9203	CLAGGETT MIDDLE SCHOOL LI	370.00	.00	.00	.00	.00	370.00
300	9204	CLAGGETT M.S. CHOIR FUND	634.10	.00	.00	.00	.00	634.10
300	9208	CLAGGETT - 6TH GRADE TRIP	32,331.66	5,619.15	81,101.65	.00	105,568.54	7,864.77
300	9250	ROOT M.S. BAND FUND	17,207.62	.00	19,647.00	784.88	15,165.05	21,689.57

Date: 5/07/19

F I N A N C I A L S U M M A R Y R E P O R T
Processing Month: April 2019
MEDINA CITY SCHOOL DISTRICT

Page: 5
(FINSUM)

Fnd	Sc	Description	Beginning Balance	MTD Revenues	FYTD Revenues	MTD Expenditures	FYTD Expenditures	Current Available Balance
300	9251	ROOT M.S. ORCHESTRA FUND	1,238.65	.00	8.00	.00	.00	1,246.65
300	9252	ROOT M.S. CHOIR FUND	3,270.15	.00	.00	.00	.00	3,270.15
300	9253	ROOT M.S. BEEHIVE	776.13	126.65	906.77	93.16	462.71	1,220.19
300	9258	ROOT - DISTRICT SUPERVISE	107,604.61	28,852.75	62,130.87	.00	111,269.10	58,466.38
300	9301	BOWLING CLUB	.00	200.00	2,800.00	2,800.00	2,800.00	.00
300	9302	MENS VOLLEYBALL	9,818.29	4,487.00	6,659.00	4,229.56	6,531.23	9,946.06
300	9303	HUDDLE/SHUDDLE	1,318.22	.00	1,754.89	300.00	574.89	2,498.22
300	9304	LINK CREW	3,477.17	.00	100.00	338.17	1,828.69	1,748.48
300	9313	DRAMA/MUSICAL	11,069.51	.00	5,538.00	9,628.20	9,628.20	6,979.31
300	9325	MHS BAND TRIP	7,171.20	.00	.00	.00	.00	7,171.20
300	9334	BEEHIVE CAFE	18,050.78	2,387.71	16,983.29	2,698.75	15,929.80	19,104.27
300	9390	GLOBAL TRIPS	.00	1,500.00	2,800.00	.00	.00	2,800.00
300	9410	SPARKLE CHEERLEADING	1,768.10	.00	1,935.56	.00	3,130.67	572.99
401	9017	AUXILIARY FUNDS/ST FRANCI	37.41	.00	.00	.00	.00	37.41
401	9018	AUXILIARY FUNDS/ST FRANCI	72,216.62	.00	110.03	.00	72,326.65	.00
401	9019	AUXILIARY FUNDS/ST FRANCI	.00	577.69	424,246.76	16,632.12	260,018.56	164,228.20
401	9027	AUX FUNDS NURTURY	72.90	.00	.00	.00	.00	72.90
401	9038	AUX FUNDS MCA	24,013.56	.00	.79	.00	24,014.35	.00
401	9039	AUX FUNDS MCA	.00	135.21	186,078.26	10,632.26	147,641.51	38,436.75
401	9048	AUX FUNDS KIDS COUNTRY	9,770.07	.00	3.88	.00	9,773.95	.00
401	9049	AUX FUNDS KIDS COUNTRY	.00	35.87	12,593.53	.00	2,397.58	10,195.95
401	9066	SM WONDERS	1,644.12	.00	.00	.00	.00	1,644.12
432	9097	MANAGE. INFO. SYS. FUND	.80	.00	.00	.00	.00	.80
450	9008	SCHOOLNET PLUS FY2008: GR	1.00	.00	.00	.00	.00	1.00
451	9013	CONNECTIVITY 2013	800.00	.00	.00	.00	.00	800.00
451	9018	CONNECTIVITY FY18	564.00	.00	.00	.00	.00	564.00
451	9019	CONNECTIVITY	.00	.00	19,800.00	.00	.00	19,800.00
452	9008	SCHOOLNET PROFESSIONAL DE	66.15	.00	.00	.00	.00	66.15
499	9012	INTERN PSYCH FY12	45.81	.00	.00	.00	.00	45.81
499	9013	INTERN PSYCH FY13	39.97	.00	.00	.00	.00	39.97
499	9018	STRATEGIES SECONDARY TRAN	3,129.00	.00	3,129.00	.00	6,258.00	.00
499	9019	SCHOOL SAFETY	.00	.00	37,148.75	.00	.00	37,148.75
499	9024	LOCAL GOVERNMENT INNOVATI	7,750.00	.00	.00	.00	.00	7,750.00
499	9039	INTERN PSYCHOLOGIST GRANT	2.20	.00	.00	.00	.00	2.20
499	9112	E-TECH BLENDED LEARNING G	321.71	.00	.00	.00	.00	321.71
506	9014	RESIDENT EDUCATOR GRANT	950.00	.00	.00	.00	.00	950.00
516	9015	TITLE VI-B	2,690.82	.00	.00	.00	.00	2,690.82
516	9016	TITLE VI-B	229.90	.00	.00	.00	.00	229.90
516	9018	TITLE VI-B	13,049.04	.00	259,879.07	.00	272,928.11	.00
516	9019	TITLE VI-B	.00	.00	794,972.45	107,727.15	971,819.36	176,846.91-
551	9119	TITLE III LEP	.00	.00	8,117.28	.00	8,117.28	.00
572	9018	TITLE I	24,632.47	.00	83,389.25	.00	108,021.72	.00
572	9019	TITLE I	.00	.00	255,229.22	42,232.26	319,566.85	64,337.63-
572	9116	TITLE I-D	2.83	.00	.00	.00	.00	2.83
572	9118	TITLE I-D	30,330.50	.00	39,740.62	.00	70,071.12	.00
572	9119	TITLE I-D	.00	.00	13,159.14	1,806.36	16,058.11	2,898.97-

Date: 5/07/19

F I N A N C I A L S U M M A R Y R E P O R T
Processing Month: April 2019
MEDINA CITY SCHOOL DISTRICT

Page: 6
(FINSUM)

Fnd	Sc	Description	Beginning Balance	MTD Revenues	FYTD Revenues	MTD Expenditures	FYTD Expenditures	Current Available Balance
587	9018	PRESCHOOL	10,962.06	.00	13,554.49	.00	24,516.55	.00
587	9019	PRESCHOOL	.00	.00	28,201.95	3,627.84	34,381.19	6,179.24-
587	9119	6B RESTORATION - PRESCHOO	.00	.00	2,531.41	.00	2,751.27	219.86-
590	9018	TITLE II-A	9,793.01	.00	33,086.29	.00	42,879.30	.00
590	9019	TITLE II-A	.00	.00	52,930.65	5,164.24	63,307.97	10,377.32-
599	9018	TITLE IV-A STUDENT SUPPOR	738.14	.00	1,721.43	.00	2,459.57	.00
599	9019	TITLE IV-A STUDENT SUPPOR	.00	.00	23,222.04	2,573.29	27,218.15	3,996.11-
		Grand Total All Funds	78,299,035.55	4,642,653.03	95534,730.82	8,244,672.95	90767,402.60	83066,363.77
		Total Invested Funds	.00					

Date: 5/07/2019

C H E C K R E G I S T E R
Processing Month: April 2019
MEDINA CITY SCHOOL DISTRICT

Page: 1
(CHKREG)

Check#	Check Date	Org Sta	Vendor Paid	Check Amount	Status Date
008577	04/08/2019	M/M	MEMO - U.S. BANK PURCHASE CARD	23,196.95	
008578	04/01/2019	M/M	MEMO - MEDICAL MUTUAL	94,893.15	
008579	04/02/2019	M/M	MEMO - MEDICAL MUTUAL	97,569.62	
008580	04/09/2019	M/M	MEMO - MEDICAL MUTUAL	216,011.58	
008581	04/10/2019	M/M	MEMO MET LIFE INSURANCE	4,766.43	
008582	04/12/2019	M/M	MEMO --S T R S	77,807.01	
008583	04/12/2019	M/M	MEMO --S E R S	3,839.54	
008584	04/12/2019	M/M	MEMO -MEDINA CITY SCHOOLS	320,005.26	
008585	04/12/2019	M/M	MEMO - HUNTINGTON NAT'L BANK	27,934.21	
008586	04/12/2019	M/M	MEMO - BUREAU WORK COMP	5,702.86	
008587	04/10/2019	M/M	GORDON FOOD SERVICE	7,705.36	
008588	04/10/2019	M/M	GORDON FOOD SERVICE	944.65	
008589	04/16/2019	M/M	MEMO - MEDICAL MUTUAL	141,739.98	
008590	04/12/2019	M/M	OHIO DEPT OF ED - MEMO CK	114,251.03	
008591	04/17/2019	M/M	MEMO MET LIFE INSURANCE	56,761.66	
008592	04/17/2019	M/M	GORDON FOOD SERVICE	5,591.15	
008593	04/17/2019	M/M	GORDON FOOD SERVICE	409.01	
008594	04/23/2019	M/M	MEMO - MEDICAL MUTUAL	121,390.74	
008595	04/22/2019	M/M	GORDON FOOD SERVICE	5,294.01	
008596	04/22/2019	M/M	GORDON FOOD SERVICE	703.05	
008597	04/26/2019	M/M	SYSCO CLEVELAND INC	29,178.69	
008598	04/26/2019	M/M	SYSCO CLEVELAND INC	989.58	
008599	04/26/2019	M/M	MEMO --S T R S	79,351.37	
008600	04/26/2019	M/M	MEMO --S E R S	3,896.64	
008601	04/26/2019	M/M	MEMO -MEDINA CITY SCHOOLS	319,201.04	
008602	04/26/2019	M/M	MEMO - HUNTINGTON NAT'L BANK	29,338.82	
008603	04/26/2019	M/M	MEMO - BUREAU WORK COMP	5,982.87	
008604	04/30/2019	M/M	MEMO - BUREAU WORK COMP	12,200.81	
008605	04/30/2019	M/M	MEMO - MEDICAL MUTUAL	70,476.87	
008606	04/30/2019	M/M	MEMO - P & A ADMINISTRATIVE	12,965.68	
008607	04/26/2019	M/M	OHIO DEPT OF ED - MEMO CK	111,820.32	
008608	04/30/2019	M/M	STRS	473,266.00	
008609	04/30/2019	M/M	SERS - MEMO	128,578.00	
008610	04/01/2019	M/M	MEMO - HUNTINGTON NAT'L BANK	17,806.25	
627155	04/10/2019	W/R	ABC THERAPY, LTD	14,092.75	04/11/2019
627156	04/10/2019	W/R	ADLER TEAM SPORTS	76.10	04/16/2019
627157	04/10/2019	W/R	ADVANCE AUTO PARTS	80.26	04/17/2019
627158	04/10/2019	W/R	AG-PRO OHIO, LLC	28.60	04/16/2019
627159	04/10/2019	W/R	AIR RITE INC	1,341.60	04/15/2019
627160	04/10/2019	W/R	AKRON BEARING COMPANY, INC.	168.58	04/16/2019
627161	04/10/2019	W/W	AKRON CHILDRENS HOSPITAL	26,043.92	
627162	04/10/2019	W/R	ANGELA NUCKOLS	1,137.50	04/12/2019
627163	04/10/2019	W/R	ANTHONY BELSITO	270.00	04/12/2019
627164	04/10/2019	W/R	APPLIED MSS	489.46	04/15/2019
627165	04/10/2019	W/R	AQUACLEAR	49.85	04/23/2019
627166	04/10/2019	W/R	ARMSTRONG	574.49	04/16/2019
627167	04/10/2019	W/R	ARMSTRONG CABLE	59.95	04/17/2019
627168	04/10/2019	W/R	BARNES & NOBLE EDUCATION, INC	27,405.22	04/15/2019
627169	04/10/2019	W/R	BILL J JENKINS	50.00	04/16/2019
627170	04/10/2019	W/R	BLICK ART MATERIALS LLC	636.51	04/15/2019
627171	04/10/2019	W/R	BRADFORD SCOTT QUADE	103.00	04/12/2019
627172	04/10/2019	W/R	BRADLEY DALZELL	563.68	04/12/2019

Date: 5/07/2019

C H E C K R E G I S T E R
Processing Month: April 2019
MEDINA CITY SCHOOL DISTRICT

Page: 2
(CHKREG)

Check#	Check Date	Org Sta	Vendor Paid	Check Amount	Status Date
627173	04/10/2019	W/R	BRIEN RIFE	80.00	04/18/2019
627174	04/10/2019	W/R	BUEHLER'S MARKETS	135.00	04/15/2019
627175	04/10/2019	W/R	BUZZARD TOOLS LLC	201.33	04/22/2019
627176	04/10/2019	W/R	CAPSTONE	117.98	04/15/2019
627177	04/10/2019	W/R	CARDINAL BUS SALES &	280.29	04/15/2019
627178	04/10/2019	W/R	DOMINIC'S PIZZA	245.52	04/19/2019
627179	04/10/2019	W/R	CB PRODUCTIONS	7,750.00	04/16/2019
627180	04/10/2019	W/R	CHERYL BELL	74.94	04/12/2019
627181	04/10/2019	W/R	CHRISTINE CRUM	19.00	04/12/2019
627182	04/10/2019	W/R	CHRONICLE TELEGRAM	323.70	04/15/2019
627183	04/10/2019	W/R	CINTAS CORPORATION	1,870.91	04/15/2019
627184	04/10/2019	W/R	CITY OF MEDINA	14,364.52	04/16/2019
627185	04/10/2019	W/R	CLEVELAND COMMUNICATIONS INC	3,650.00	04/15/2019
627186	04/10/2019	W/R	CLEVELAND VICON COMPANY INC	464.16	04/16/2019
627187	04/10/2019	W/R	COLLINCARESCURECANCER CORP	782.15	04/12/2019
627188	04/10/2019	W/R	CRISIS PREVENTON INST, INC.	102.00	04/17/2019
627189	04/10/2019	W/R	CROWN TROPHY OF MEDINA	390.00	04/19/2019
627190	04/10/2019	W/R	DAMON INDUSTRIES INC	976.86	04/15/2019
627191	04/10/2019	W/R	DAVID STEIRER	43.97	04/12/2019
627192	04/10/2019	W/R	DEMCO INC	176.53	04/16/2019
627193	04/10/2019	W/R	DYSLEXIA COACH OF NJ LLC	520.00	04/15/2019
627194	04/10/2019	W/R	E3 GORDON STOWE	68.00	04/18/2019
627195	04/10/2019	W/W	ELIZABETH KISSNER	191.52	
627196	04/10/2019	W/R	ELLISON EDUCATIONAL EQUIPMENT	29.95	04/17/2019
627197	04/10/2019	W/R	ESC OF MEDINA COUNTY	2,575.00	04/15/2019
627198	04/10/2019	W/R	FOLLETT SCHOOL SOLUTIONS INC	465.68	04/22/2019
627199	04/10/2019	W/R	FRANK BIANCHI	200.00	04/19/2019
627200	04/10/2019	W/R	FRONTIER	598.00	04/15/2019
627201	04/10/2019	W/R	GIONINO'S PIZZERIA	84.00	04/23/2019
627202	04/10/2019	W/R	GJORGI KONDEV	80.00	04/16/2019
627203	04/10/2019	W/R	GLOBE TICKET	261.00	04/15/2019
627204	04/10/2019	W/R	GOODWILL INDUSTRIES AKRON INC	3,991.00	04/11/2019
627205	04/10/2019	W/R	GRAINGER SUPPLY CO	379.50	04/15/2019
627206	04/10/2019	W/R	GREAT LAKES BIOMEDICAL LTD	391.00	04/15/2019
627207	04/10/2019	W/R	GRIZZLY AUTO & TIRE	21.30	04/16/2019
627208	04/10/2019	W/R	HERSHEY CREAMERY CO	1,054.08	04/16/2019
627209	04/10/2019	W/R	ICANDI GRAPHICS	460.00	04/16/2019
627210	04/10/2019	W/R	IDENTIPHOTO	168.34	04/15/2019
627211	04/10/2019	W/R	INSTITUTE FOR MULTI-SENSORY	116.16	04/15/2019
627212	04/10/2019	W/R	JACOB CIULLA	292.00	04/15/2019
627213	04/10/2019	W/R	JADETRACK, LLC	16,830.00	04/22/2019
627214	04/10/2019	W/R	JAMA JOHNSON	131.08	04/12/2019
627215	04/10/2019	W/R	JENNIFER ENGLER	33.45	04/12/2019
627216	04/10/2019	W/R	JENNIFER JANIK	25.20	04/12/2019
627217	04/10/2019	W/R	JOHNSTONE SUPPLY INC.	3,769.96	04/15/2019
627218	04/10/2019	W/R	LANGUAGE LEARNING ASSOCIATES	29,241.00	04/11/2019
627219	04/10/2019	W/W	LAUREL SCHOOL	225.00	
627220	04/10/2019	W/R	LEARNING A-Z	117.37	04/15/2019
627221	04/10/2019	W/R	LISA KAISER	47.14	04/12/2019
627222	04/10/2019	W/R	LITERACY RESOURCES, INC.	613.92	04/22/2019
627223	04/10/2019	W/R	MACKIN EDUCATIONAL RESOURCES	726.60	04/16/2019
627224	04/10/2019	W/R	MAGICAL THEATRE COMPANY	382.50	04/17/2019

Date: 5/07/2019

C H E C K R E G I S T E R
Processing Month: April 2019
MEDINA CITY SCHOOL DISTRICT

Page: 3
(CHKREG)

Check#	Check Date	Org Sta	Vendor Paid	Check Amount	Status Date
627225	04/10/2019	W/R	MCS FOOD SERVICE DEPT.	276.06	04/17/2019
627226	04/10/2019	W/R	MEDINA AUTO MALL	17.10	04/19/2019
627227	04/10/2019	W/R	MEDINA CITY SCHOOLS	58,793.07	04/16/2019
627228	04/10/2019	W/R	MEDINA COUNTY SANITARY	12,583.30	04/16/2019
627229	04/10/2019	W/R	MERITECH, INC	2,000.00	04/15/2019
627230	04/10/2019	W/R	MNJ TECHNOLOGIES DIRECT INC	846.00	04/15/2019
627231	04/10/2019	W/R	MONTVILLE POLICE DEPARTMENT	648.00	04/16/2019
627232	04/10/2019	W/R	MUSIC THERAPY ENRICHMENT	753.00	04/24/2019
627233	04/10/2019	W/R	NICKLES BAKERY	208.37	04/16/2019
627234	04/10/2019	W/R	OHIO EDISON COMPANY	21,498.88	04/15/2019
627235	04/10/2019	W/R	OHIO SCHOOLS COUNCIL- NAT GAS	16,319.00	04/25/2019
627236	04/10/2019	W/R	OHM ADVISORS	3,458.50	04/18/2019
627237	04/10/2019	W/R	ORLO AUTO PARTS INC	12.20	04/15/2019
627238	04/10/2019	W/W	OSPA-OHIO SCHOOL PSYCHOLOGISTS	230.00	
627239	04/10/2019	W/W	OHIO STATE EXTENSION OFFICE	500.00	
627240	04/10/2019	W/V	MOTIVATING SYSTEMS	600.00	04/30/2019
627241	04/10/2019	W/R	CAFETERIA-PEPSI COLA ORDERS	4,222.61	04/19/2019
627242	04/10/2019	W/R	PIONEER VALLEY BOOKS	199.10	04/17/2019
627243	04/10/2019	W/R	PITNEY BOWES GLOBAL FINANCIAL	1,358.80	04/16/2019
627244	04/10/2019	W/R	POINT SPRING & DRIVESHAFT CO	336.82	04/16/2019
627245	04/10/2019	W/R	PRODRYERS.COM	1,360.00	04/17/2019
627246	04/10/2019	W/R	RAFCOMM, INC.	80.61	04/22/2019
627247	04/10/2019	W/R	RAPID RIBBONS	8.50	04/15/2019
627248	04/10/2019	W/R	REDTREE INVESTMENT GROUP	1,542.97	04/23/2019
627249	04/10/2019	W/R	REINHARDT SUPPLY COMPANY	2,987.90	04/16/2019
627250	04/10/2019	W/R	RJ VERNAK REFRIGERATION	280.50	04/19/2019
627251	04/10/2019	W/R	ROBERTS GRAPHICS	21.00	04/17/2019
627252	04/10/2019	W/R	SC STRATEGIC SOLUTIONS LLC	439.20	04/16/2019
627253	04/10/2019	W/R	SCHOLASTIC BOOK CLUBS, INC	1,336.00	04/17/2019
627254	04/10/2019	W/R	SCHOLASTIC BOOK FAIRS	907.15	04/15/2019
627255	04/10/2019	W/R	SCHOLASTIC INC	691.29	04/15/2019
627256	04/10/2019	W/R	SCHOOL SPECIALTY, INC	657.56	04/15/2019
627257	04/10/2019	W/R	SCIENCE OLYMPIAD	115.00	04/17/2019
627258	04/10/2019	W/R	PHONAK LLC	762.99	04/15/2019
627259	04/10/2019	W/R	SPORTSWORLD	1,229.98	04/19/2019
627260	04/10/2019	W/R	STACY M FARRENHOLZ	456.25	04/12/2019
627261	04/10/2019	W/R	STAPLES INC	299.71	04/15/2019
627262	04/10/2019	W/R	MOVIE LICENSING USA	480.00	04/15/2019
627263	04/10/2019	W/R	TALBERT'S COMMERCIAL PRODUCTS	345.29	04/16/2019
627264	04/10/2019	W/R	TECHNOLOGY ENGINEERING	15,635.00	04/11/2019
627265	04/10/2019	W/R	THE MISSING PIECE LLC	450.00	04/19/2019
627266	04/10/2019	W/R	TONY TRIPLETT	50.00	04/18/2019
627267	04/10/2019	W/R	TRANSPORTATION ACCESSORIES	369.04	04/15/2019
627268	04/10/2019	W/R	USA CUSTOM APPAREL LLC	300.00	04/15/2019
627269	04/10/2019	W/R	VERIZON WIRELESS	357.76	04/16/2019
627270	04/10/2019	W/R	W W WILLIAMS COMPANY LLC	432.00	04/15/2019
627271	04/10/2019	W/R	WENDY SHUBROWSKY	25.00	04/12/2019
627272	04/10/2019	W/R	WHITE HOUSE ARTESIAN SPRINGS	14.50	04/17/2019
627273	04/10/2019	W/R	ZINKAN ENTERPRISES, INC.	2,400.00	04/15/2019
627274	04/10/2019	B/R	MARY DOWCZEK	100.00	04/24/2019
627275	04/10/2019	B/R	AKRON SYMPHONY	268.00	04/15/2019
627276	04/10/2019	B/B	MINDY DOBBINS	15.00	

Date: 5/07/2019

C H E C K R E G I S T E R
Processing Month: April 2019
MEDINA CITY SCHOOL DISTRICT

Page: 4
(CHKREG)

Check#	Check Date	Org Sta	Vendor Paid	Check Amount	Status Date
627277	04/10/2019	B/R	MEDINA BIBLE CHURCH	357.00	04/22/2019
627278	04/10/2019	B/R	COLLEEN EASTON	25.00	04/16/2019
627279	04/10/2019	B/R	AMY OR KURT HOES	18.00	04/22/2019
627280	04/10/2019	B/B	TRINA OR RALPH PERRINE	10.00	
627281	04/10/2019	B/R	TRACEY OR DENNIS LALLY	25.00	04/18/2019
627282	04/10/2019	B/B	ANTHONY OR KRISTIN FISCHER	15.00	
627283	04/10/2019	B/R	VICTORIA LAI OR JOSEF KOROSSEC	53.00	04/30/2019
627284	04/10/2019	B/R	ERICA OR EDWARD MELCHER	36.00	04/22/2019
627285	04/10/2019	B/R	ELIZABETH OR JAMES MILLER	48.00	04/25/2019
627286	04/10/2019	B/B	LAURA OR MICHAEL SCAVINSKI	25.00	
627287	04/10/2019	B/R	ELIZABETH OR JAMES WILSON	6.00	04/30/2019
627288	04/10/2019	B/R	STACY OR JAMES NEUMEYER	15.00	04/16/2019
627289	04/12/2019	W/R	ADVANCE AUTO PARTS	294.64	04/19/2019
627290	04/12/2019	W/R	AG-PRO OHIO, LLC	34.71	04/16/2019
627291	04/12/2019	W/R	ARMSTRONG CABLE	149.95	04/26/2019
627292	04/12/2019	W/R	AUTO-JET MUFFLER CORP.	487.16	04/18/2019
627293	04/12/2019	W/R	DAIRYMENS	9,512.82	04/15/2019
627294	04/12/2019	W/R	CARDINAL BUS SALES &	120.42	04/15/2019
627295	04/12/2019	W/R	CITY OF MEDINA	3,793.07	04/16/2019
627296	04/12/2019	W/R	CLEVELAND PLUMBING	13.35	04/15/2019
627297	04/12/2019	W/R	COCA COLA BOTTLING CO CSLDT	443.00	04/15/2019
627298	04/12/2019	W/R	CONNIE KERNS	188.00	04/16/2019
627299	04/12/2019	W/R	CUMMINS INTERSTATE POWER INC	465.51	04/18/2019
627300	04/12/2019	W/R	HERSHEY CREAMERY CO	1,128.84	04/16/2019
627301	04/12/2019	W/R	JOHNSON CONTROLS FIRE PROT LP	2,445.00	04/17/2019
627302	04/12/2019	W/R	LAURA HOUGH	200.00	04/16/2019
627303	04/12/2019	W/R	MEDINA HARDWARE, INC	463.31	04/18/2019
627304	04/12/2019	W/R	NICKLES BAKERY	291.47	04/19/2019
627305	04/12/2019	W/R	TALBERT'S COMMERCIAL PRODUCTS	48.49	04/16/2019
627306	04/19/2019	W/R	ACT, INC	374.85	04/23/2019
627307	04/19/2019	W/R	ADVANCE AUTO PARTS	560.27	04/26/2019
627308	04/19/2019	W/R	AG-PRO OHIO, LLC	209.17	04/23/2019
627309	04/19/2019	W/V	HUDL	1,000.00	04/30/2019
627310	04/19/2019	W/R	AIR RITE INC	207.18	04/23/2019
627311	04/19/2019	W/R	AIRGAS USA, LLC	298.62	04/24/2019
627312	04/19/2019	W/R	AIS COMMERCIAL PARTS & SERVICE	2,364.54	04/22/2019
627313	04/19/2019	W/R	ALEXANDRA MUSSELMAN	49.90	04/23/2019
627314	04/19/2019	W/R	ALEXIS KLEIN	34.46	04/23/2019
627315	04/19/2019	W/R	ALLISON AUKERMAN	265.00	04/23/2019
627316	04/19/2019	W/R	MEDINA LANES	4,386.25	04/29/2019
627317	04/19/2019	W/R	ANDREW BRENNER	37.82	04/23/2019
627318	04/19/2019	W/R	ANGELA NUCKOLS	1,592.50	04/23/2019
627319	04/19/2019	W/R	APEX MARKETING SOLUTIONS	1,175.66	04/24/2019
627320	04/19/2019	W/R	APOLLO PEST CONTROL COMPANY	1,196.00	04/23/2019
627321	04/19/2019	W/R	APPLIED MSS	578.48	04/25/2019
627322	04/19/2019	W/R	ARDENT PIANO	750.00	04/24/2019
627323	04/19/2019	W/R	ASCD	29.66	04/23/2019
627324	04/19/2019	W/W	ASHTON SOUND & COMMUNICATIONS	911.35	
627325	04/19/2019	W/R	BARNES & NOBLE BOOKSELLERS	120.21	04/25/2019
627326	04/19/2019	W/V	BLICK ART MATERIALS LLC	597.73	04/22/2019
627327	04/19/2019	W/R	BOBBIE FOY	198.00	04/23/2019
627328	04/19/2019	W/R	BOOKSOURCE	1,245.37	04/23/2019

Date: 5/07/2019

C H E C K R E G I S T E R
Processing Month: April 2019
MEDINA CITY SCHOOL DISTRICT

Page: 5
(CHKREG)

Check#	Check Date	Org Sta	Vendor Paid	Check Amount	Status Date
627329	04/19/2019	W/R	BRADFORD SCOTT QUADE	156.00	04/23/2019
627330	04/19/2019	W/R	BRADLEY DALZELL	38.10	04/23/2019
627331	04/19/2019	W/R	BRIAN MATHEWS	56.72	04/23/2019
627332	04/19/2019	W/R	BUEHLER'S MARKETS	162.52	04/22/2019
627333	04/19/2019	W/R	CAMEO	9,628.20	04/29/2019
627334	04/19/2019	W/R	CAPSTONE	484.30	04/23/2019
627335	04/19/2019	W/R	CARDINAL BUS SALES &	4,457.90	04/22/2019
627336	04/19/2019	W/R	CAROLINA BIOLOGICAL SUPPLY CO.	642.99	04/22/2019
627337	04/19/2019	W/R	DOMINIC'S PIZZA	46.08	04/29/2019
627338	04/19/2019	W/R	CENTRAL INSTRUMENT CO.	568.00	04/22/2019
627339	04/19/2019	W/R	CHARLOTTE KOLKE	10.00	04/23/2019
627340	04/19/2019	W/W	CHEMICAL PEOPLE OF MEDINA	500.00	
627341	04/19/2019	W/R	CHRISTINE DOUGLAS	23.78	04/23/2019
627342	04/19/2019	W/R	CINTAS FIRST AID & SAFETY	200.69	04/26/2019
627343	04/19/2019	W/R	CINTAS CORPORATION	1,182.85	04/24/2019
627344	04/19/2019	W/W	CLEVELAND PLUMBING	97.60	
627345	04/19/2019	W/R	COCA COLA BOTTLING CO CSLDT	1,086.00	04/22/2019
627346	04/19/2019	W/R	COURTNEY COURTNEY	66.80	04/23/2019
627347	04/19/2019	W/R	COUSINS CONCERT ATTIRE	1,434.24	04/25/2019
627348	04/19/2019	W/R	CROWN TROPHY OF MEDINA	446.00	04/26/2019
627349	04/19/2019	W/R	DANIEL SMITH	12.06	04/23/2019
627350	04/19/2019	W/R	DARLENE SPARKS	126.40	04/23/2019
627351	04/19/2019	W/R	DATA RECOGNITION CORP.	9,346.20	04/22/2019
627352	04/19/2019	W/R	DAWNCEM INC	185.02	04/22/2019
627353	04/19/2019	W/R	DEBBRA LANEVILLE	33.69	04/23/2019
627354	04/19/2019	W/R	DEMCO INC	199.67	04/23/2019
627355	04/19/2019	W/R	DENISE ROBISON	31.44	04/23/2019
627356	04/19/2019	W/R	EDUCATIONAL FURNITURE LLC	9,691.70	04/26/2019
627357	04/19/2019	W/R	ELECTRICAL APPLIANCE REPAIR	93.75	04/25/2019
627358	04/19/2019	W/R	ELENA B PLACE	165.00	04/24/2019
627359	04/19/2019	W/W	ELIZABETH KISSNER	48.73	
627360	04/19/2019	W/R	ENVIRONMENTAL DESIGN GROUP LLC	1,042.50	04/22/2019
627361	04/19/2019	W/R	ESC OF MEDINA COUNTY	70.68	04/22/2019
627362	04/19/2019	W/R	FARMERS EXCHANGE CO INC	538.02	04/22/2019
627363	04/19/2019	W/R	FASTENAL COMPANY	120.39	04/22/2019
627364	04/19/2019	W/R	FEDERAL EXPRESS CORP	172.08	04/24/2019
627365	04/19/2019	W/R	BC TECHNOLOGIES CO	1,750.00	04/29/2019
627366	04/19/2019	W/W	GIONINO'S PIZZERIA	82.00	
627367	04/19/2019	W/R	GORDON FOOD SERVICE	1,540.26	04/24/2019
627368	04/19/2019	W/R	GORDON FOOD SERVICE	76.45	04/24/2019
627369	04/19/2019	W/R	GRAINGER SUPPLY CO	188.13	04/23/2019
627370	04/19/2019	W/R	GREATER MEDINA CHAMBER	18.00	04/24/2019
627371	04/19/2019	W/W	GREGORY C RISTOW	250.00	
627372	04/19/2019	W/R	GRIZZLY AUTO & TIRE	21.30	04/24/2019
627373	04/19/2019	W/R	HARRIS BATTERY COMPANY INC	67.56	04/23/2019
627374	04/19/2019	W/R	HARRISON FORD INC	70.58	04/24/2019
627375	04/19/2019	W/R	HERSEL CREMEANS	574.00	04/25/2019
627376	04/19/2019	W/R	HERSHEY CREAMERY CO	1,406.88	04/22/2019
627377	04/19/2019	W/R	HOUGHTON MIFFLIN	184.50	04/24/2019
627378	04/19/2019	W/R	ICANDI GRAPHICS	344.00	04/24/2019
627379	04/19/2019	W/R	IMAGE MARKET	1,065.05	04/22/2019
627380	04/19/2019	W/R	INNOVATIVE SOLUTIONS	1,990.00	04/22/2019

Date: 5/07/2019

C H E C K R E G I S T E R
Processing Month: April 2019
MEDINA CITY SCHOOL DISTRICT

Page: 6
(CHKREG)

Check#	Check Date	Org Sta	Vendor Paid	Check Amount	Status Date
627381	04/19/2019	W/R	INSTITUTE FOR MULTI-SENSORY	57.20	04/24/2019
627382	04/19/2019	W/R	ITIP OHIO	428.00	04/25/2019
627383	04/19/2019	W/R	JAMES R WRIGHT	33.41	04/23/2019
627384	04/19/2019	W/R	JANINA HIGGINS	48.04	04/23/2019
627385	04/19/2019	W/R	JARROD FRY	54.19	04/29/2019
627386	04/19/2019	W/R	JEAN ANN VIDIKA	139.00	04/23/2019
627387	04/19/2019	W/R	JEFF HARRISON	254.04	04/23/2019
627388	04/19/2019	W/R	JENNIFER PHILLIPS	16.00	04/23/2019
627389	04/19/2019	W/R	JESSICA NIEMANTSVERDRIET	21.51	04/23/2019
627390	04/19/2019	W/R	JOHN S GRIMM, INC.	68.10	04/23/2019
627391	04/19/2019	W/R	JOHN WESTFALL JR	13.57	04/23/2019
627392	04/19/2019	W/R	JOSHEN PAPER & PACKAGING	2,120.02	04/22/2019
627393	04/19/2019	W/V	JUDITH NIGHTINGALE	44.53	04/30/2019
627394	04/19/2019	W/R	JULIE KEARNEY	47.74	04/23/2019
627395	04/19/2019	W/R	JULIE MCCABE	153.53	04/23/2019
627396	04/19/2019	W/W	JULIE WILLIAMS	4,640.63	
627397	04/19/2019	W/R	JW PEPPER & SON, INC.	129.98	04/23/2019
627398	04/19/2019	W/R	KAPPUS COMPANY	1,516.13	04/22/2019
627399	04/19/2019	W/R	KAREN SPRING	19.00	04/23/2019
627400	04/19/2019	W/R	KIMBERLY BEARD	18.50	04/23/2019
627401	04/19/2019	W/R	LAURA HOUGH	230.00	04/23/2019
627402	04/19/2019	W/R	LEGO EDUCATION	419.95	04/24/2019
627403	04/19/2019	W/R	LINDA SCOTT	19.00	04/23/2019
627404	04/19/2019	W/R	LINNEA WOLF	50.00	04/24/2019
627405	04/19/2019	W/R	LITERACY RESOURCES, INC.	858.89	04/29/2019
627406	04/19/2019	W/R	LODI LUMBER CO	102.91	04/22/2019
627407	04/19/2019	W/R	LORI DENNIS	18.00	04/23/2019
627408	04/19/2019	W/R	LYNN OR STEPHAN RAK	24.02	04/25/2019
627409	04/19/2019	W/R	MACIE PUBLISHING COMPANY	440.03	04/23/2019
627410	04/19/2019	W/R	MACK'S, INC.	316.76	04/23/2019
627411	04/19/2019	W/R	MARCO'S PIZZA, INC	99.54	04/23/2019
627412	04/19/2019	W/R	MARK VALENTINO	12.10	04/23/2019
627413	04/19/2019	W/R	MARY BETH ELIAS	27.84	04/23/2019
627414	04/19/2019	W/R	MARY THEUS	96.16	04/23/2019
627415	04/19/2019	W/R	MATTHEW NICOLosi	47.45	04/23/2019
627416	04/19/2019	W/R	MCJAK CANDY CO LLC	13.20	04/29/2019
627417	04/19/2019	W/R	MCS FOOD SERVICE DEPT.	341.63	04/22/2019
627418	04/19/2019	W/R	MEDINA ATHLETIC BOOSTER CLUB	887.00	04/29/2019
627419	04/19/2019	W/R	MEDINA AUTO MALL	17.10	04/24/2019
627420	04/19/2019	W/R	MEDINA CITY SCHOOLS	4,917.29	04/22/2019
627421	04/19/2019	W/R	MELISSA ALICE COTTAGE	183.60	04/23/2019
627422	04/19/2019	W/R	MINDAN ALT	44.37	04/23/2019
627423	04/19/2019	W/R	MITCHELL CHARVAT	144.65	04/23/2019
627424	04/19/2019	W/R	MUSIC IS ELEMENTARY	1,836.00	04/22/2019
627425	04/19/2019	W/R	NAEIR	53.50	04/23/2019
627426	04/19/2019	W/R	NANCY BERZINSKAS	115.00	04/29/2019
627427	04/19/2019	W/R	NASCO	684.72	04/22/2019
627428	04/19/2019	W/R	NICHOLAS CERIMELE	19.84	04/23/2019
627429	04/19/2019	W/R	NICKLES BAKERY	2,184.07	04/23/2019
627430	04/19/2019	W/R	NORDEC, INC.	219.12	04/22/2019
627431	04/19/2019	W/R	NORTH GATEWAY TIRE CO INC	13.21	04/22/2019
627432	04/19/2019	W/R	O.P. AQUATICS	220.00	04/22/2019

Date: 5/07/2019

C H E C K R E G I S T E R
Processing Month: April 2019
MEDINA CITY SCHOOL DISTRICT

Page: 7
(CHKREG)

Check#	Check Date	Org Sta	Vendor Paid	Check Amount	Status Date
627433	04/19/2019	W/W	OHIO ASSOC OF STUDENT COUNCILS	825.00	
627434	04/19/2019	W/R	OHIO DEPT OF JOB &	244.32	04/25/2019
627435	04/19/2019	W/R	OHIO EDISON COMPANY	47,219.07	04/22/2019
627436	04/19/2019	W/R	ORLO AUTO PARTS INC	61.76	04/22/2019
627437	04/19/2019	W/R	MOTIVATING SYSTEMS	600.00	04/29/2019
627438	04/19/2019	W/R	POINT SPRING & DRIVESHAFT CO	339.06	04/23/2019
627439	04/19/2019	W/R	REALLY GOOD STUFF LLC	115.60	04/23/2019
627440	04/19/2019	W/R	REINHARDT SUPPLY COMPANY	3,138.60	04/25/2019
627441	04/19/2019	W/R	RJ VERNAK REFRIGERATION	757.50	04/26/2019
627442	04/19/2019	W/R	ROBERTS GRAPHICS	32.90	04/23/2019
627443	04/19/2019	W/R	ROJEN COMPANY	76.00	04/24/2019
627444	04/19/2019	W/R	ROWLEYS WHOLESALE	203.18	04/23/2019
627445	04/19/2019	W/W	SARAH HOAG	14.93	
627446	04/19/2019	W/R	SCHOLASTIC BOOK CLUBS, INC	92.00	04/23/2019
627447	04/19/2019	W/R	SCHOLASTIC BOOK SERVICES	174.00	04/23/2019
627448	04/19/2019	W/R	SCHOLASTIC INC.	106.26	04/24/2019
627449	04/19/2019	W/R	SCHOOL SPECIALTY, INC	2,506.61	04/24/2019
627450	04/19/2019	W/W	SCRUBBER CITY INC	324.16	
627451	04/19/2019	W/R	SHARON OLTERSDORF	105.22	04/23/2019
627452	04/19/2019	W/R	SOUTH OF THE SQUARE	1,446.01	04/23/2019
627453	04/19/2019	W/R	SPORTSWORLD	1,509.50	04/26/2019
627454	04/19/2019	W/R	STACY M FARRENHOLZ	638.75	04/23/2019
627455	04/19/2019	W/R	STANTON'S SHEET MUSIC INC	58.10	04/23/2019
627456	04/19/2019	W/R	STAPLES INC	132.16	04/24/2019
627457	04/19/2019	W/R	STEARNS VIOLINS, INC.	330.00	04/24/2019
627458	04/19/2019	W/W	SUBURBAN SCHOOL	44,911.50	
627459	04/19/2019	W/R	SUMMIT COUNTY ESC	363.23	04/22/2019
627460	04/19/2019	W/R	TEACHERS PAY TEACHERS	131.97	04/24/2019
627461	04/19/2019	W/W	TIMOTHY MATTHEW MAGARGEE	150.00	
627462	04/19/2019	W/W	TOM BONEZZI	355.00	
627463	04/19/2019	W/R	TRANSPORTATION ACCESSORIES	2,162.98	04/24/2019
627464	04/19/2019	W/R	TREE MAINTENANCE SERVICE INC	650.00	04/23/2019
627465	04/19/2019	W/R	US SCHOOL SUPPLY, INC.	126.05	04/25/2019
627466	04/19/2019	W/R	VOYAGER SOPRIS LEARNING, INC	349.80	04/23/2019
627467	04/19/2019	W/R	W.B. MASON CO., INC.	25.56	04/24/2019
627468	04/19/2019	W/R	WARD'S SCIENCE	80.24	04/22/2019
627469	04/19/2019	W/R	WOLFF BROS. SUPPLY, INC.	369.87	04/22/2019
627470	04/29/2019	W/W	ABC FIRE INC	874.00	
627471	04/29/2019	W/W	ABC THERAPY, LTD	13,314.00	
627472	04/29/2019	W/W	ACHIEVEMENT ADVANTAGE	850.00	
627473	04/29/2019	W/W	ACSI	3,006.41	
627474	04/29/2019	W/W	ADVANCE AUTO PARTS	183.69	
627475	04/29/2019	W/W	AG-PRO OHIO, LLC	4.19	
627476	04/29/2019	W/W	AIRGAS USA, LLC	196.39	
627477	04/29/2019	W/W	ALLIED 100 LLC	305.94	
627478	04/29/2019	W/W	AMAZON.COM	11,475.33	
627479	04/29/2019	W/W	AMY ROSENWALD	43.90	
627480	04/29/2019	W/W	ANDREW BRENNER	30.74	
627481	04/29/2019	W/W	ANDREW JAGER	60.00	
627482	04/29/2019	W/W	ANGELA MARSALA	92.85	
627483	04/29/2019	W/W	ANGELA NUCKOLS	857.50	
627484	04/29/2019	W/W	ANGIE SELLARS	168.21	

Date: 5/07/2019

C H E C K R E G I S T E R
Processing Month: April 2019
MEDINA CITY SCHOOL DISTRICT

Page: 8
(CHKREG)

Check#	Check Date	Org Sta	Vendor Paid	Check Amount	Status Date
627485	04/29/2019	W/W	ANN WALT	250.00	
627486	04/29/2019	W/W	ANTHONY BELSITO	585.00	
627487	04/29/2019	W/W	APPLEWOOD CENTERS INC DBA	1,808.59	
627488	04/29/2019	W/W	AQUACLEAR	71.70	
627489	04/29/2019	W/W	BARBARA A GIULIVO	20.00	
627490	04/29/2019	W/W	BARNES & NOBLE BOOKSELLERS,	10.71	
627491	04/29/2019	W/W	BAUMSPAGE.COM, LLC	115.42	
627492	04/29/2019	W/W	BELINDA MEIER	83.67	
627493	04/29/2019	W/W	MONARCH SCHOOL	19,875.00	
627494	04/29/2019	W/W	BELLEFAIRE JEWISH CHILDREN'S	3,393.00	
627495	04/29/2019	W/W	BLICK ART MATERIALS LLC	429.03	
627496	04/29/2019	W/W	BOOKSOURCE	861.98	
627497	04/29/2019	W/W	DAIRYMENS	10,100.35	
627498	04/29/2019	W/W	BRADFORD SCOTT QUADE	843.72	
627499	04/29/2019	W/W	BRADLEY DALZELL	460.15	
627500	04/29/2019	W/W	BRENT MYERS	40.00	
627501	04/29/2019	W/W	BRIAN MATHEWS	59.08	
627502	04/29/2019	W/W	BRITTANY LAUX	88.16	
627503	04/29/2019	W/W	BRUNSWICK CITY SCHOOLS	100.00	
627504	04/29/2019	W/W	BUEHLER'S MARKETS	1,487.22	
627505	04/29/2019	W/W	BUZZARD TOOLS LLC	1,368.74	
627506	04/29/2019	W/W	C MARTIN TRUCKING	1,262.02	
627507	04/29/2019	W/W	CARDINAL BUS SALES &	923.24	
627508	04/29/2019	W/W	CAROLINA BIOLOGICAL SUPPLY CO.	1,549.11	
627509	04/29/2019	W/W	DOMINIC'S PIZZA	52.58	
627510	04/29/2019	W/W	CENTERRA CO-OP	17,686.89	
627511	04/29/2019	W/W	CENTRAL INSTRUMENT CO.	90.00	
627512	04/29/2019	W/W	CHAD WILSON	25.64	
627513	04/29/2019	W/W	CHARLOTTE KOLKE	13.28	
627514	04/29/2019	W/W	CHERYL BELL	17.99	
627515	04/29/2019	W/W	CHIPPEWA VALLEY HARDWOODS	623.00	
627516	04/29/2019	W/W	CHRISTINA RUEGER	24.91	
627517	04/29/2019	W/W	CINDY GRICE	100.00	
627518	04/29/2019	W/W	CINTAS CORPORATION	1,481.28	
627519	04/29/2019	W/W	CINTAS FIRST AID & SAFETY	112.97	
627520	04/29/2019	W/W	CLEVELAND PLUMBING	84.87	
627521	04/29/2019	W/W	COCA COLA BOTTLING CO CSLDT	2,446.00	
627522	04/29/2019	W/W	OHIO CERAMIC SUPPLY, INC.	196.60	
627523	04/29/2019	W/W	COLUMBIA GAS OF OHIO, INC	10,519.20	
627524	04/29/2019	W/W	CONNEY SAFETY PRODUCTS	422.05	
627525	04/29/2019	W/W	CR & J SALES, INC	588.00	
627526	04/29/2019	W/W	CROSS THREAD SOLUTIONS LLC	154.80	
627527	04/29/2019	W/W	CROSSROADS ASPHALT	289.75	
627528	04/29/2019	W/W	CROWN TROPHY OF MEDINA	90.84	
627529	04/29/2019	W/W	CUMMINS INTERSTATE POWER INC	56.60	
627530	04/29/2019	W/W	DANIEL E BARABAS	80.00	
627531	04/29/2019	W/W	DANIEL LEONE	57.30	
627532	04/29/2019	W/W	DAVE ZEIH	100.00	
627533	04/29/2019	W/W	DEBBRA LANEVILLE	32.95	
627534	04/29/2019	W/W	DENISE JONES	8.91	
627535	04/29/2019	W/W	DIRECT AIR SYSTEMS, INC.	3,930.00	
627536	04/29/2019	W/W	DISCOUNT SCHOOL SUPPLY	69.80	

Date: 5/07/2019

C H E C K R E G I S T E R
Processing Month: April 2019
MEDINA CITY SCHOOL DISTRICT

Page: 9
(CHKREG)

Check#	Check Date	Org Sta	Vendor Paid	Check Amount	Status Date
627537	04/29/2019	W/W	EDUCATION ALTERNATIVES	8,696.00	
627538	04/29/2019	W/W	EDUCATIONAL FURNITURE LLC	1,223.10	
627539	04/29/2019	W/W	EDUCATIONAL SERVICE CENTER	34,791.00	
627540	04/29/2019	W/W	ELIZABETH KIOUSIS	14.37	
627541	04/29/2019	W/W	ENNIS BRITTON CO LPA	15,766.50	
627542	04/29/2019	W/W	ENTERPRISE FLEET MGMT INC.	10,567.84	
627543	04/29/2019	W/W	ENVIRONMENTAL DESIGN GROUP LLC	695.00	
627544	04/29/2019	W/W	ESC OF MEDINA COUNTY	82,379.38	
627545	04/29/2019	W/W	FASTENAL COMPANY	243.71	
627546	04/29/2019	W/W	FBN SYSTEMS, INC.	3,657.00	
627547	04/29/2019	W/W	FOLLETT SCHOOL SOLUTIONS INC	1,846.85	
627548	04/29/2019	W/W	FRAN SCHOEN	5,135.00	
627549	04/29/2019	W/V	FRONTIER	1,389.73	04/30/2019
627550	04/29/2019	W/W	GIONINO'S PIZZERIA	84.00	
627551	04/29/2019	W/W	GOODWILL INDUSTRIES AKRON INC	117.00	
627552	04/29/2019	W/W	GORDON FOOD SERVICE	728.75	
627553	04/29/2019	W/W	GORDON FOOD SERVICE	108.97	
627554	04/29/2019	W/W	GRAINGER SUPPLY CO	265.63	
627555	04/29/2019	W/W	GREAT LAKES BIOMEDICAL LTD	299.00	
627556	04/29/2019	W/W	HARCOURT OUTLINES, INC.	411.50	
627557	04/29/2019	W/W	HARRIS BATTERY COMPANY INC	1,435.10	
627558	04/29/2019	W/W	HARRISON FORD INC	221.78	
627559	04/29/2019	W/W	HD SUPPLY FACILITIES	47.58	
627560	04/29/2019	W/W	HEALTHCARE BILLING SERVICES	942.41	
627561	04/29/2019	W/W	HERSHEY CREAMERY CO	3,414.72	
627562	04/29/2019	W/W	HIGHLAND HIGH SCHOOL	50.00	
627563	04/29/2019	W/W	HOBART SALES&SERV,HMR/INNOTECH	130.47	
627564	04/29/2019	W/W	ICANDI GRAPHICS	1,466.36	
627565	04/29/2019	W/W	INSTITUTE FOR MULTI-SENSORY	718.26	
627566	04/29/2019	W/W	ITIP OHIO	214.00	
627567	04/29/2019	W/W	JACKSON GODSEY	25.00	
627568	04/29/2019	W/W	JACQUELINE WILAND	35.53	
627569	04/29/2019	W/W	JENNIFER PHILLIPS	53.83	
627570	04/29/2019	W/W	JENNIFER ULMER	11.00	
627571	04/29/2019	W/W	JOE ORTENZI	88.72	
627572	04/29/2019	W/W	JOHN LEATHERMAN	118.25	
627573	04/29/2019	W/W	JOHN WESTFALL JR	12.06	
627574	04/29/2019	W/W	JOHNSTONE SUPPLY INC.	638.26	
627575	04/29/2019	W/V	JON E BURKHART	427.12	04/30/2019
627576	04/29/2019	W/W	JORDAN OLSON	144.00	
627577	04/29/2019	W/W	JOSH HALL	80.00	
627578	04/29/2019	W/W	JOSHEN PAPER & PACKAGING	1,822.16	
627579	04/29/2019	W/W	JULIE CREW	63.43	
627580	04/29/2019	W/W	JULIE KEARNEY	54.52	
627581	04/29/2019	W/W	JULIE MCCABE	49.76	
627582	04/29/2019	W/W	JW PEPPER & SON, INC.	2,431.88	
627583	04/29/2019	W/W	K COMPANY, INC	499.08	
627584	04/29/2019	W/W	KAREN SPRING	19.00	
627585	04/29/2019	W/W	KATE HARBAUGH	92.75	
627586	04/29/2019	W/W	KATIE SHAFFER	8.42	
627587	04/29/2019	W/W	KAYLA RODRIGUEZ	7.96	
627588	04/29/2019	W/W	KRG EDUCATION SERVICES, INC	8,100.00	

Date: 5/07/2019

C H E C K R E G I S T E R
Processing Month: April 2019
MEDINA CITY SCHOOL DISTRICT

Page: 10
(CHKREG)

Check#	Check Date	Org Sta	Vendor Paid	Check Amount	Status Date
627589	04/29/2019	W/W	KRISTEN ALTIERE	105.34	
627590	04/29/2019	W/W	KRISTI CRANE	108.62	
627591	04/29/2019	W/W	LAKESHORE LEARNING MATERIALS	120.86	
627592	04/29/2019	W/W	LODI LUMBER CO	32.21	
627593	04/29/2019	W/W	LORI S KELLY	6,222.00	
627594	04/29/2019	W/W	M.C. DJ SERVICES, INC.	350.00	
627595	04/29/2019	W/W	MACK'S, INC.	633.11	
627596	04/29/2019	W/W	MACKIN EDUCATIONAL RESOURCES	1,475.08	
627597	04/29/2019	W/W	MARC'S	90.27	
627598	04/29/2019	W/W	MARCIE KOMAR	202.42	
627599	04/29/2019	W/W	MARS ELECTRIC CO.	34.34	
627600	04/29/2019	W/W	MATT MOSSBRUGER	80.00	
627601	04/29/2019	W/W	MCMASTER-CARR	279.79	
627602	04/29/2019	W/V	MCS FOOD SERVICE DEPT.	366.47	04/30/2019
627603	04/29/2019	W/W	MEDINA AUTO MALL	481.10	
627604	04/29/2019	W/W	MEDINA CITY SCHOOLS	2,632.10	
627605	04/29/2019	W/W	MEDINA COUNTY BOARD OF	4,254.85	
627606	04/29/2019	W/W	MEDINA COUNTY PORT AUTHORITY	853.00	
627607	04/29/2019	W/W	MEGAN MONTGOMERY	90.48	
627608	04/29/2019	W/W	MELISSA ALICE COTTAGE	244.80	
627609	04/29/2019	W/W	M-F ATHLETIC	41.95	
627610	04/29/2019	W/W	MICHIGAN COMPANY INC	64.73	
627611	04/29/2019	W/W	MIDLAND HARDWARE COMPANY	50.44	
627612	04/29/2019	W/W	MINDAN ALT	65.34	
627613	04/29/2019	W/W	MITCHELL UTTECH	10.40	
627614	04/29/2019	W/W	MNJ TECHNOLOGIES DIRECT INC	967.00	
627615	04/29/2019	W/W	MONTVILLE POLICE DEPARTMENT	13,519.90	
627616	04/29/2019	W/W	MT BUSINESS TECHNOLOGIES, INC.	881.49	
627617	04/29/2019	W/W	NASSP	480.00	
627618	04/29/2019	W/W	THE M CONLEY COMPANY	1,216.44	
627619	04/29/2019	W/W	NICHOLAS CERIMELE	13.23	
627620	04/29/2019	W/W	NICKLES BAKERY	1,926.57	
627621	04/29/2019	W/W	OHIO AEYC - OHIO ASSOC FOR THE	269.00	
627622	04/29/2019	W/W	OHIO CAT	47.42	
627623	04/29/2019	W/W	OHIO EDISON COMPANY	543.82	
627624	04/29/2019	W/W	OHIO SCHOOL GIRLS LACROSSE	50.00	
627625	04/29/2019	W/W	OHM ADVISORS	1,125.00	
627626	04/29/2019	W/W	OMLA	175.00	
627627	04/29/2019	W/W	ORLO AUTO PARTS INC	162.95	
627628	04/29/2019	W/W	OHIO STATE EXTENSION OFFICE	250.00	
627629	04/29/2019	W/W	OTC BRANDS INC	205.01	
627630	04/29/2019	W/W	PATRICIA A SALVATORE	110.00	
627631	04/29/2019	W/W	NAESP	405.00	
627632	04/29/2019	W/W	PEARSON ASSESSMENTS	434.00	
627633	04/29/2019	W/W	CAFETERIA-PEPSI COLA ORDERS	365.28	
627634	04/29/2019	W/W	PETERS KALAIL & MARKAKIS CO	7,271.66	
627635	04/29/2019	W/W	PIONEER ATHLETICS	430.00	
627636	04/29/2019	W/W	PLAYHOUSE SQUARE FOUNDATION	546.00	
627637	04/29/2019	W/W	POINT SPRING & DRIVESHAFT CO	103.26	
627638	04/29/2019	W/W	PRAXAIR	25.17	
627639	04/29/2019	W/W	QUALITY CASTER SUPPLY	120.32	
627640	04/29/2019	W/W	QUILL CORPORATION	82.29	

Date: 5/07/2019

C H E C K R E G I S T E R
Processing Month: April 2019
MEDINA CITY SCHOOL DISTRICT

Page: 11
(CHKREG)

Check#	Check Date	Org Sta	Vendor Paid	Check Amount	Status Date
627641	04/29/2019	W/W	RAFCOMM, INC.	25.00	
627642	04/29/2019	W/W	REBECCA MARPLE	67.51	
627643	04/29/2019	W/W	REINHARDT SUPPLY COMPANY	6,545.84	
627644	04/29/2019	W/W	RENAISSANCE LEARNING INC	611.50	
627645	04/29/2019	W/W	RJ VERNAK REFRIGERATION	200.00	
627646	04/29/2019	W/W	ROBERT TRAVIS	107.65	
627647	04/29/2019	W/W	ROBERTS GRAPHICS	117.00	
627648	04/29/2019	W/W	ROBERTS MECHANICAL EQUIP. CO.	140.00	
627649	04/29/2019	W/W	ROJEN COMPANY	327.36	
627650	04/29/2019	W/W	RONDA FRENCH	202.32	
627651	04/29/2019	W/W	ROWLEYS WHOLESALE	209.81	
627652	04/29/2019	W/W	SAFETY SYSTEM CONTROLS, INC	3,778.92	
627653	04/29/2019	W/W	SAMUEL FRENCH, INC.	13.69	
627654	04/29/2019	W/W	SC STRATEGIC SOLUTIONS LLC	180.00	
627655	04/29/2019	W/W	SCHOLASTIC BOOK CLUBS, INC	337.48	
627656	04/29/2019	W/W	SCHOLASTIC INC	2,108.27	
627657	04/29/2019	W/W	SCHOLASTIC INC.	2,299.00	
627658	04/29/2019	W/W	SCHOOL NUTRITION ASSOCIATION	70.00	
627659	04/29/2019	W/W	SCHOOL SPECIALTY, INC	6,000.61	
627660	04/29/2019	W/W	SCOTT SCRIVEN LLP	760.00	
627661	04/29/2019	W/W	SENDERO THERAPIES, INC.	33,044.68	
627662	04/29/2019	W/W	SHARON SCHORR	128.76	
627663	04/29/2019	W/W	SHAYNA SAMOSKY	89.56	
627664	04/29/2019	W/W	SHELLEY MACK	336.00	
627665	04/29/2019	W/W	SHERWIN WILLIAMS COMPANY	285.07	
627666	04/29/2019	W/W	SHINDIGZ	490.50	
627667	04/29/2019	W/W	SMETZER'S TIRE CENTER, INC.	83.30	
627668	04/29/2019	W/W	SMITH BROTHERS INC.	288.00	
627669	04/29/2019	W/W	PHONAK LLC	2,405.99	
627670	04/29/2019	W/W	SOUTH OF THE SQUARE	1,446.01	
627671	04/29/2019	W/W	SPORTSWORLD	246.50	
627672	04/29/2019	W/W	ST BALDRICK'S FOUNDATION	755.57	
627673	04/29/2019	W/W	STACY M FARRENHOLZ	365.00	
627674	04/29/2019	W/W	STANDARD WELDING & STEEL	71.17	
627675	04/29/2019	W/W	STANTON'S SHEET MUSIC INC	1,294.30	
627676	04/29/2019	W/W	STAPLES INC	834.52	
627677	04/29/2019	W/W	STEARNS VIOLINS, INC.	97.50	
627678	04/29/2019	W/W	STEPS ACADEMY	4,875.00	
627679	04/29/2019	W/W	STERLING PAPER CO	815.23	
627680	04/29/2019	W/W	STEVEN MISHLER	41.88	
627681	04/29/2019	W/W	SUBURBAN SCHOOL	40,808.50	
627682	04/29/2019	W/W	SUE SUTHERS	25.05	
627683	04/29/2019	W/W	SUPERIOR PRINTING INC DBA	51.68	
627684	04/29/2019	W/W	TALBERT'S COMMERCIAL PRODUCTS	298.89	
627685	04/29/2019	W/W	TEACHERS PAY TEACHERS	23.78	
627686	04/29/2019	W/W	TERI LEWIS	72.19	
627687	04/29/2019	W/W	THE PANCAKE NUT LLC	1,200.00	
627688	04/29/2019	W/W	THERAPY SHOPPE, INC.	17.47	
627689	04/29/2019	W/W	TES THERAPY	7,856.80	
627690	04/29/2019	W/W	TRACI SWANTEK	60.15	
627691	04/29/2019	W/W	TRACY MACHALEC	47.10	
627692	04/29/2019	W/W	TRECA DIGITAL ACADEMY	6,417.95	

Date: 5/07/2019

C H E C K R E G I S T E R
Processing Month: April 2019
MEDINA CITY SCHOOL DISTRICT

Page: 12
(CHKREG)

Check#	Check Date	Org Sta	Vendor Paid	Check Amount	Status Date
627693	04/29/2019	W/W	TYLER SKIDMORE	152.83	
627694	04/29/2019	W/W	UNITED RENTALS (N AMERICA) INC	150.00	
627695	04/29/2019	W/W	US BANK EQUIPMENT FINANCE	11,415.00	
627696	04/29/2019	W/W	US SCHOOL SUPPLY, INC.	32.45	
627697	04/29/2019	W/W	VERIZON BUSINESS	800.35	
627698	04/29/2019	W/W	VOYAGER SOPRIS LEARNING, INC	12.12	
627699	04/29/2019	W/W	VSA INC	2,185.00	
627700	04/29/2019	W/W	VWR INTERNATIONAL LLC	1,612.42	
627701	04/29/2019	W/W	W.B. MASON CO., INC.	415.78	
627702	04/29/2019	W/W	WARD'S SCIENCE	144.14	
627703	04/29/2019	W/W	WELLINGTON IMPLEMENT CO., INC.	78.22	
627704	04/29/2019	W/W	WEST MUSIC COMPANY INC	51.40	
627705	04/29/2019	W/W	WILBOOKS	206.70	
627706	04/29/2019	W/W	WOLFF BROS. SUPPLY, INC.	1,814.46	
627707	04/29/2019	W/W	WOODRIDGE LOCAL SCHOOLS	220.00	
627708	04/30/2019	B/B	SHERONDA GLEN	121.00	
627709	04/30/2019	B/B	JANE HUMEL	13.00	
627710	04/30/2019	B/B	QIAO YAN ZHENG	80.00	
627711	04/30/2019	B/B	JACQUELINE DZURO	15.00	
627712	04/30/2019	B/B	TRACIE HANDY	76.40	
627713	04/30/2019	B/B	ALYSON ALBER	6.00	
627714	04/30/2019	B/B	ERIC KLEIN	125.00	
627715	04/30/2019	W/W	ACE EDUCATIONAL SUPPLIES, INC.	57.39	
627716	04/30/2019	W/W	ACT, INC	624.75	
627717	04/30/2019	W/W	ADVANCE AUTO PARTS	88.97	
627718	04/30/2019	W/W	AG-PRO OHIO, LLC	855.68	
627719	04/30/2019	W/W	ALAN T ROLAND	35.00	
627720	04/30/2019	W/W	ALBRIGHT SECURITY CENTER, INC.	16.00	
627721	04/30/2019	W/W	ALEXANDRA MUSSELMAN	65.55	
627722	04/30/2019	W/W	AMERICAN TIME & SIGNAL COMPANY	724.33	
627723	04/30/2019	W/W	ANDERSON'S	371.74	
627724	04/30/2019	W/W	ANDREW BRENNER	136.88	
627725	04/30/2019	W/W	APOLLO PEST CONTROL COMPANY	568.00	
627726	04/30/2019	W/W	ARKAY FLORALS-FLOWER GALLERY	199.00	
627727	04/30/2019	W/W	ARMSTRONG	574.49	
627728	04/30/2019	W/W	ARMSTRONG CABLE	59.95	
627729	04/30/2019	W/W	AUTO-JET MUFFLER CORP.	3,240.70	
627730	04/30/2019	W/W	BANNER SUPPLY COMPANY INC	143.07	
627731	04/30/2019	W/W	BARNES & NOBLE BOOKSELLERS,	1,696.59	
627732	04/30/2019	W/W	BAUMSPAGE.COM, LLC	17.00	
627733	04/30/2019	W/W	BEREA-MIDPARK HIGH SCHOOL	300.00	
627734	04/30/2019	W/W	NORTHERN TOOL & EQUIPMENT	169.99	
627735	04/30/2019	W/W	BOOKSOURCE	740.18	
627736	04/30/2019	W/W	DAIRYMENS	2,524.78	
627737	04/30/2019	W/W	BSN SPORTS LLC	3,237.30	
627738	04/30/2019	W/W	BUCKEYE STATE YEARBOOK WKSHP	1,675.00	
627739	04/30/2019	W/W	BUEHLER'S MARKETS	150.00	
627740	04/30/2019	W/W	CAPP USA, INC.	2,407.45	
627741	04/30/2019	W/W	CARDINAL BUS SALES &	182.78	
627742	04/30/2019	W/W	CAROLINA BIOLOGICAL SUPPLY CO.	2,012.77	
627743	04/30/2019	W/W	CAMP CHRISTOPHER	3,260.00	
627744	04/30/2019	W/W	CENTERRA CO-OP	18,727.65	

Date: 5/07/2019

C H E C K R E G I S T E R
Processing Month: April 2019
MEDINA CITY SCHOOL DISTRICT

Page: 13
(CHKREG)

Check#	Check Date	Org Sta	Vendor Paid	Check Amount	Status Date
627745	04/30/2019	W/W	CHAD WILSON	117.16	
627746	04/30/2019	W/W	CHARLOTTE KOLKE	13.28	
627747	04/30/2019	W/W	CHERYL EARLS	19.00	
627748	04/30/2019	W/W	CHRISTINA HAMMAN	76.91	
627749	04/30/2019	W/W	CINTAS CORPORATION	941.92	
627750	04/30/2019	W/W	CLEVELAND MUSEUM OF NAT.HIST.	672.00	
627751	04/30/2019	W/W	CLEVELAND PLUMBING	8.00	
627752	04/30/2019	W/W	COCA COLA BOTTLING CO CSLDT	663.00	
627753	04/30/2019	W/W	COLORAMICS, LLC DBA OHIO CERAM	139.92	
627754	04/30/2019	W/W	COLUMBUS PERCUSSION	245.00	
627755	04/30/2019	W/W	CPM EDUCATIONAL PROGRAM	825.00	
627756	04/30/2019	W/W	CQ PRINTING	185.00	
627757	04/30/2019	W/W	CUMMINS INTERSTATE POWER INC	1,374.50	
627758	04/30/2019	W/W	DAMON INDUSTRIES INC	79.06	
627759	04/30/2019	W/W	DANIEL SMITH	33.18	
627760	04/30/2019	W/W	DAVID M CHAMBERS	284.08	
627761	04/30/2019	W/W	DEBRA NELSEN	70.53	
627762	04/30/2019	W/W	DEMCO INC	1,264.65	
627763	04/30/2019	W/W	ELIZABETH CANNING	29.00	
627764	04/30/2019	W/W	EQUIPMENT & CONTROLS, INC	219.78	
627765	04/30/2019	W/W	ERIN A KELLEY	219.61	
627766	04/30/2019	W/W	EVAN HOFACKER	50.00	
627767	04/30/2019	W/W	FASTENAL COMPANY	20.77	
627768	04/30/2019	W/W	FIREFLY COMPUTERS, LLC	299,460.00	
627769	04/30/2019	W/W	FLAGHOUSE, INC.	253.75	
627770	04/30/2019	W/W	FOLLETT SCHOOL SOLUTIONS INC	1,128.84	
627771	04/30/2019	W/W	FOWLER COMPANY	510.00	
627772	04/30/2019	W/W	FREE SPIRIT PUBLISHING INC	163.79	
627773	04/30/2019	W/W	FRONTIER	659.20	
627774	04/30/2019	W/W	GOPHER SPORT	1,483.59	
627775	04/30/2019	W/W	GORDON FOOD SERVICE	208.36	
627776	04/30/2019	W/W	GOUCHER COLLEGE	1,016.00	
627777	04/30/2019	W/W	GREGORY MILLER	242.67	
627778	04/30/2019	W/W	HARPLEY CS LLC	1,500.00	
627779	04/30/2019	W/W	HERSHEY CREAMERY CO	472.20	
627780	04/30/2019	W/W	HOME DEPOT	98.17	
627781	04/30/2019	W/W	HOUSE OF FLOWERS & GIFTS LLC	57.00	
627782	04/30/2019	W/W	JASPER ENGINE EXCHANGE INC	785.00	
627783	04/30/2019	W/W	JOHN S GRIMM, INC.	68.10	
627784	04/30/2019	W/W	JOHNSTONE SUPPLY INC.	295.93	
627785	04/30/2019	W/W	JON E BURKHART	213.56	
627786	04/30/2019	W/W	JOSHEN PAPER & PACKAGING	443.99	
627787	04/30/2019	W/W	JW PEPPER & SON, INC.	455.90	
627788	04/30/2019	W/W	KATIE SHAFFER	8.42	
627789	04/30/2019	W/W	KELE, INC.	282.51	
627790	04/30/2019	W/W	KIEFER EQUIPMENT CO	16.44	
627791	04/30/2019	W/W	LINDA CORNELL	23.90	
627792	04/30/2019	W/W	LISA BOWERS	80.00	
627793	04/30/2019	W/W	LITERACY RESOURCES, INC.	309.96	
627794	04/30/2019	W/W	MACKIN EDUCATIONAL RESOURCES	1,297.03	
627795	04/30/2019	W/W	MARION D LEONARD	300.00	
627796	04/30/2019	W/W	MARS ELECTRIC CO.	58.79	

Date: 5/07/2019

C H E C K R E G I S T E R
Processing Month: April 2019
MEDINA CITY SCHOOL DISTRICT

Page: 14
(CHKREG)

Check#	Check Date	Org Sta	Vendor Paid	Check Amount	Status Date
627797	04/30/2019	W/W	MARY BETH ELIAS	55.68	
627798	04/30/2019	W/W	MATTHEW NICOLOSI	45.36	
627799	04/30/2019	W/W	MCMASTER-CARR	65.64	
627800	04/30/2019	W/W	MCS FOOD SERVICE DEPT.	889.09	
627801	04/30/2019	W/W	MEDINA AUTO MALL	503.54	
627802	04/30/2019	W/W	MEDINA CITY SCHOOLS	613.22	
627803	04/30/2019	W/W	MEDINA COUNTY SANITARY	48.72	
627804	04/30/2019	W/W	MEDINA GLASS COMPANY	7.31	
627805	04/30/2019	W/W	MIAMI UNIVERSITY	990.00	
627806	04/30/2019	W/W	MNJ TECHNOLOGIES DIRECT INC	189.75	
627807	04/30/2019	W/W	NAEIR	33.25	
627808	04/30/2019	W/W	NICKLES BAKERY	778.03	
627809	04/30/2019	W/W	O.P. AQUATICS	40.02	
627810	04/30/2019	W/W	OHIO EDISON COMPANY	19,732.22	
627811	04/30/2019	W/W	ORLO AUTO PARTS INC	346.23	
627812	04/30/2019	W/W	OTC BRANDS INC	259.54	
627813	04/30/2019	W/W	P & A ADMINISTRATIVE SERVICES	407.00	
627814	04/30/2019	W/W	PATRICIA A SALVATORE	50.00	
627815	04/30/2019	W/W	PAYTON CASSEL	24.49	
627816	04/30/2019	W/W	CAFETERIA-PEPSI COLA ORDERS	762.30	
627817	04/30/2019	W/W	PITNEY BOWES GLOBAL FINANCIAL	2,090.65	
627818	04/30/2019	W/W	PLAYPOWER LT FARMINGTON INC	222.61	
627819	04/30/2019	W/W	POINT SPRING & DRIVESHAFT CO	853.92	
627820	04/30/2019	W/W	PRUFROCK PRESS INC.	118.69	
627821	04/30/2019	W/W	RAFCOMM, INC.	285.98	
627822	04/30/2019	W/W	RANDI PASADYN	100.38	
627823	04/30/2019	W/W	READING WAREHOUSE INC	624.41	
627824	04/30/2019	W/W	REALLY GOOD STUFF LLC	165.73	
627825	04/30/2019	W/W	REINHARDT SUPPLY COMPANY	2,900.50	
627826	04/30/2019	W/W	RJ VERNAK REFRIGERATION	1,086.30	
627827	04/30/2019	W/W	ROJEN COMPANY	52.86	
627828	04/30/2019	W/W	SARGENT-WELCH LLC	1,419.50	
627829	04/30/2019	W/W	SCHOLASTIC BOOK CLUBS, INC	625.32	
627830	04/30/2019	W/W	SCHOLASTIC BOOK FAIRS	935.93	
627831	04/30/2019	W/W	SCHOLASTIC INC	361.11	
627832	04/30/2019	W/W	SCHOOL SPECIALTY, INC	1,706.55	
627833	04/30/2019	W/W	SCHOOLMART	566.14	
627834	04/30/2019	W/W	SHAR PRODUCTS CO.	172.50	
627835	04/30/2019	W/W	SHERWIN WILLIAMS COMPANY	229.73	
627836	04/30/2019	W/W	SOUND COM CORP	808.00	
627837	04/30/2019	W/W	SPORTSWORLD	516.00	
627838	04/30/2019	W/W	STANDARD WELDING & STEEL	47.60	
627839	04/30/2019	W/W	STANTON'S SHEET MUSIC INC	299.07	
627840	04/30/2019	W/W	STAPLES INC	200.23	
627841	04/30/2019	W/W	SUMMIT COUNTY ESC	4,600.00	
627842	04/30/2019	W/W	TALBERT'S COMMERCIAL PRODUCTS	128.15	
627843	04/30/2019	W/W	TEACHERS PAY TEACHERS	139.66	
627844	04/30/2019	W/W	TINA CASSIDY	132.24	
627845	04/30/2019	W/W	TRECA DIGITAL ACADEMY	5,067.68	
627846	04/30/2019	W/W	US SCHOOL SUPPLY, INC.	79.20	
627847	04/30/2019	W/W	VSA INC	3,500.00	
627848	04/30/2019	W/W	WADE CHAPMAN	114.23	

Date: 5/07/2019

C H E C K R E G I S T E R
Processing Month: April 2019
MEDINA CITY SCHOOL DISTRICT

Page: 15
(CHKREG)

Check#	Check Date	Org Sta	Vendor Paid	Check Amount	Status Date
627849	04/30/2019	W/W	WELLINGTON IMPLEMENT CO., INC.	1.72	
627850	04/30/2019	W/W	WHITE HOUSE ARTESIAN SPRINGS	36.00	
627851	04/30/2019	W/W	WOLFF BROS. SUPPLY, INC.	1,997.04	
942412	04/12/2019	C/C	MEMO -MEDINA CITY SCHOOLS	1,880,243.75	
942413	04/26/2019	C/C	MEMO -MEDINA CITY SCHOOLS	1,977,401.97	
Total Checks Issued				\$ 7,964,804.82	

Date: 05/07/19
Time: 3:06 pm

MEDINA CITY SCHOOL DISTRICT
Appropriation Account Summary
SORTED BY FUND-SCC

Page: 1
(APPSUM)

FYTD Appropriated	Prior FY Carryover Encumbrances	FYTD Expendable	FYTD Actual Expenditures	MTD Actual Expenditures	Current Encumbrances	FYTD Unencumbered Balance	FYTD Percent Exp/Enc
*****TOTAL FOR FUND-SCC 001 0000 (GENERAL FUND):							
76,772,901.21	723,414.76	77,496,315.97	63,102,531.43	6,406,284.89	1,600,566.10	12,793,218.44	83.49
=====							
*****TOTAL FOR FUND-SCC 002 0000 (BOND RETIREMENT):							
1,408,750.00	0.00	1,408,750.00	1,389,890.13	0.00	0.00	18,859.87	98.66
=====							
*****TOTAL FOR FUND-SCC 002 9000 (BOND RETIREMENT - NEW ELEM/SR HIGH):							
4,269,786.50	0.00	4,269,786.50	3,559,969.21	28,318.20	680,393.25	29,424.04	99.31
=====							
*****TOTAL FOR FUND-SCC 002 9012 (LOCAL SALES TAX RETIREMENT OF COPS):							
1,742,687.50	0.00	1,742,687.50	1,278,065.02	0.00	460,843.75	3,778.73	99.78
=====							
*****TOTAL FOR FUND-SCC 002 9014 (CONSOLIDATION - ENERGY & TRANSP NOTES):							
344,806.25	0.00	344,806.25	344,806.24	17,806.25	0.00	0.01	100.00
=====							
*****TOTAL FOR FUND-SCC 003 0000 (PERMANENT IMPROVEMENT FUND):							
126,628.88	0.00	126,628.88	634.27	0.00	0.00	125,994.61	0.50
=====							
*****TOTAL FOR FUND-SCC 003 9000 (PERMANENT IMPROVEMENT FUND):							
8,989.14	0.00	8,989.14	388.00	0.00	0.00	8,601.14	4.32
=====							
*****TOTAL FOR FUND-SCC 003 9001 (MEDINA CITY REC CENTER-PERMANENT IMPROV.):							
166,000.00	13,957.50	179,957.50	98,869.65	0.00	44,744.00	36,343.85	79.80
=====							
*****TOTAL FOR FUND-SCC 006 0000 (LUNCHROOM FUND):							
2,535,200.00	16,398.18	2,551,598.18	2,006,279.49	207,370.76	86,043.30	459,275.39	82.00
=====							
*****TOTAL FOR FUND-SCC 007 9004 (COLLINS SCHOLARSHIP/POST-GRADUATE):							
18,000.00	0.00	18,000.00	0.00	0.00	18,000.00	0.00	100.00
=====							

Date: 05/07/19
Time: 3:06 pm

MEDINA CITY SCHOOL DISTRICT
Appropriation Account Summary
SORTED BY FUND-SCC

Page: 2
(APPSUM)

FYTD Appropriated	Prior FY Carryover Encumbrances	FYTD Expendable	FYTD Actual Expenditures	MTD Actual Expenditures	Current Encumbrances	FYTD Unencumbered Balance	FYTD Percent Exp/Enc
*****TOTAL FOR FUND-SCC 007 9111 (CHARLES STANGEL SCHOLARSHIP FUND):							
1,000.00	0.00	1,000.00	0.00	0.00	0.00	1,000.00	0.00
=====							
*****TOTAL FOR FUND-SCC 007 9333 (RIOS STUDENT LEADER SCHOLAR.):							
5,000.00	0.00	5,000.00	0.00	0.00	4,250.00	750.00	85.00
=====							
*****TOTAL FOR FUND-SCC 008 9002 (KANEHL MUSIC TRUST):							
250.00	0.00	250.00	0.00	0.00	0.00	250.00	0.00
=====							
*****TOTAL FOR FUND-SCC 008 9003 (RICHARD HOFFMAN COLLINS MEMORIAL SCHOLARSHIP):							
40,000.00	0.00	40,000.00	0.00	0.00	0.00	40,000.00	0.00
=====							
*****TOTAL FOR FUND-SCC 008 9112 (ELAINE BUSHMAN FUND):							
500.00	0.00	500.00	0.00	0.00	0.00	500.00	0.00
=====							
*****TOTAL FOR FUND-SCC 009 9000 (STAR):							
30,243.50	0.00	30,243.50	0.00	0.00	30,243.50	0.00	100.00
=====							
*****TOTAL FOR FUND-SCC 009 9110 (UNIFORM SUPPLIES GARFIELD):							
6,716.40	0.00	6,716.40	1,265.84	497.35	3,094.81	2,355.75	64.93
=====							
*****TOTAL FOR FUND-SCC 009 9120 (UNIFORM SUPPLIES - CANAVAN):							
10,615.30	0.00	10,615.30	4,230.12	366.12	3,625.23	2,759.95	74.00
=====							
*****TOTAL FOR FUND-SCC 009 9130 (UNIFORM SUPPLIES - FENN):							
12,818.40	0.00	12,818.40	8,748.88	2,341.26	2,996.64	1,072.88	91.63
=====							
*****TOTAL FOR FUND-SCC 009 9140 (UNIFORM SUPPLIES - HERITAGE):							
9,383.70	155.74	9,539.44	4,112.13	606.51	2,123.66	3,303.65	65.37
=====							

Date: 05/07/19
Time: 3:06 pm

MEDINA CITY SCHOOL DISTRICT
Appropriation Account Summary
SORTED BY FUND-SCC

Page: 3
(APPSUM)

FYTD Appropriated	Prior FY Carryover Encumbrances	FYTD Expendable	FYTD Actual Expenditures	MTD Actual Expenditures	Current Encumbrances	FYTD Unencumbered Balance	FYTD Percent Exp/Enc
*****TOTAL FOR FUND-SCC 009 9160 (UNIFORM SUPPLIES - BLAKE):							
12,485.70	75.40	12,561.10	3,668.89	1,149.39	1,454.01	7,438.20	40.78
=====							
*****TOTAL FOR FUND-SCC 009 9170 (UNIFORM SUPPLIES - RALPH WAITE ELEMENTARY):							
13,866.40	732.71	14,599.11	5,805.41	1,026.83	252.65	8,541.05	41.50
=====							
*****TOTAL FOR FUND-SCC 009 9180 (UNIFORM SUPPLIES - ELIZA NORTHROP ELEMENTARY):							
12,386.90	0.00	12,386.90	3,947.03	730.77	1,335.64	7,104.23	42.65
=====							
*****TOTAL FOR FUND-SCC 009 9200 (UNIFORM SUPPLIES - CLAGGETT MIDDLE SCHOOL):							
31,746.40	37.82	31,784.22	30,878.96	3,209.85	1,727.95	822.69-	102.59
=====							
*****TOTAL FOR FUND-SCC 009 9210 (UNIFORM SUPPLIES - A.I. ROOT MIDDLE SCHOOL):							
29,977.40	56.86	30,034.26	26,736.44	3,375.07	3,088.99	208.83	99.30
=====							
*****TOTAL FOR FUND-SCC 009 9300 (UNIFORM SUPPLIES - SENIOR HIGH SCHOOL):							
197,400.00	2,195.68	199,595.68	96,202.16	13,087.46	70,971.55	32,421.97	83.76
=====							
*****TOTAL FOR FUND-SCC 014 9016 (MEDINA CNTY JUV DET CNTR):							
291,335.38	0.00	291,335.38	244,064.48	22,533.74	0.00	47,270.90	83.77
=====							
*****TOTAL FOR FUND-SCC 014 9116 (EVOLVE):							
771,267.00	7,179.89	778,446.89	687,785.58	47,575.09	57,253.51	33,407.80	95.71
=====							
*****TOTAL FOR FUND-SCC 016 0000 (EMERGENCY LEVY):							
5,372,569.00	12,737.28	5,385,306.28	3,139,161.58	345,151.74	29,002.00	2,217,142.70	58.83
=====							
*****TOTAL FOR FUND-SCC 018 9110 (PRINCIPAL'S FUND - GARFIELD):							
15,800.00	75.00	15,875.00	8,733.88	1,575.37	3,541.96	3,599.16	77.33
=====							

Date: 05/07/19
Time: 3:06 pm

MEDINA CITY SCHOOL DISTRICT
Appropriation Account Summary
SORTED BY FUND-SCC

Page: 4
(APPSUM)

FYTD Appropriated	Prior FY Carryover Encumbrances	FYTD Expendable	FYTD Actual Expenditures	MTD Actual Expenditures	Current Encumbrances	FYTD Unencumbered Balance	FYTD Percent Exp/Enc
*****TOTAL FOR FUND-SCC 018 9113 (GARFIELD MEDIA CENTER):							
3,500.00	0.00	3,500.00	907.15	907.15	0.00	2,592.85	25.92
=====							
*****TOTAL FOR FUND-SCC 018 9120 (PRINCIPAL - CANAVAN):							
16,319.00	1,764.50	18,083.50	10,130.64	1,806.04	4,999.37	2,953.49	83.67
=====							
*****TOTAL FOR FUND-SCC 018 9123 (BOOK FAIR - CANAVAN):							
8,000.00	0.00	8,000.00	4,777.25	0.00	3,222.00	0.75	99.99
=====							
*****TOTAL FOR FUND-SCC 018 9130 (PRINCIPAL - FENN):							
30,000.00	663.94	30,663.94	11,971.14	2,707.38	5,079.49	13,613.31	55.60
=====							
*****TOTAL FOR FUND-SCC 018 9132 (FENN SCHOOL STORE):							
750.00	0.00	750.00	621.81	158.50	0.00	128.19	82.91
=====							
*****TOTAL FOR FUND-SCC 018 9133 (BOOK FAIR - FENN):							
250.00	0.00	250.00	0.00	0.00	0.00	250.00	0.00
=====							
*****TOTAL FOR FUND-SCC 018 9135 (MEDINA SKI TEAM - DISTRICTWIDE):							
9,500.00	0.00	9,500.00	7,808.70	4,917.29	0.00	1,691.30	82.20
=====							
*****TOTAL FOR FUND-SCC 018 9140 (PRINCIPAL'S FUND - HERITAGE):							
23,450.00	619.30	24,069.30	8,631.76	1,676.66	4,360.30	11,077.24	53.98
=====							
*****TOTAL FOR FUND-SCC 018 9143 (HERITAGE MEDIA CENTER):							
6,000.00	0.00	6,000.00	5,984.95	822.69	15.05	0.00	100.00
=====							
*****TOTAL FOR FUND-SCC 018 9160 (PRINCIPAL'S FUND - H G BLAKE):							
25,100.00	383.83	25,483.83	18,073.43	11,083.04	1,847.74	5,562.66	78.17
=====							

Date: 05/07/19
Time: 3:06 pm

MEDINA CITY SCHOOL DISTRICT
Appropriation Account Summary
SORTED BY FUND-SCC

Page: 5
(APPSUM)

FYTD Appropriated	Prior FY Carryover Encumbrances	FYTD Expendable	FYTD Actual Expenditures	MTD Actual Expenditures	Current Encumbrances	FYTD Unencumbered Balance	FYTD Percent Exp/Enc
*****TOTAL FOR FUND-SCC 018 9161 (LEADER IN ME - BLAKE):							
7,300.00	0.00	7,300.00	0.00	0.00	0.00	7,300.00	0.00
=====							
*****TOTAL FOR FUND-SCC 018 9162 (BLAKE RUNNING CLUB):							
200.00	0.00	200.00	0.00	0.00	0.00	200.00	0.00
=====							
*****TOTAL FOR FUND-SCC 018 9163 (BLAKE MEDIA CENTER):							
9,500.00	0.00	9,500.00	5,580.39	0.00	3,000.00	919.61	90.32
=====							
*****TOTAL FOR FUND-SCC 018 9170 (PRINCIPALS FUND - RALPH WAITE ELEMENTARY):							
19,800.00	1,033.32	20,833.32	4,702.74	290.24	142.08	15,988.50	23.26
=====							
*****TOTAL FOR FUND-SCC 018 9173 (MEDIA CENTER RALPH WAITE ELEMENTARY):							
10,000.00	2,377.13	12,377.13	9,727.99	901.42	0.00	2,649.14	78.60
=====							
*****TOTAL FOR FUND-SCC 018 9180 (PRINCIPALS FUND ELIZA NORTHROP ELEMENTARY):							
24,900.00	641.82	25,541.82	4,852.46	1,032.66	6,117.67	14,571.69	42.95
=====							
*****TOTAL FOR FUND-SCC 018 9181 (NORTHROP ELEMENTARY SCHOOL STORE):							
500.00	0.00	500.00	50.00	0.00	0.00	450.00	10.00
=====							
*****TOTAL FOR FUND-SCC 018 9183 (MEDIA CENTER ELIZA NORTHROP ELEMENTARY):							
5,000.00	3,000.00	8,000.00	7,780.85	0.00	0.00	219.15	97.26
=====							
*****TOTAL FOR FUND-SCC 018 9200 (PRINCIPAL'S FUND - CLAGGETT M.S.):							
30,500.00	1,491.33	31,991.33	14,706.04	2,067.13	6,215.97	11,069.32	65.40
=====							
*****TOTAL FOR FUND-SCC 018 9203 (CLAGGETT M.S. MEDIA CENTER):							
3,200.00	0.00	3,200.00	2,822.72	0.00	0.00	377.28	88.21
=====							

Date: 05/07/19
Time: 3:06 pm

MEDINA CITY SCHOOL DISTRICT
Appropriation Account Summary
SORTED BY FUND-SCC

Page: 6
(APPSUM)

FYTD Appropriated	Prior FY Carryover Encumbrances	FYTD Expendable	FYTD Actual Expenditures	MTD Actual Expenditures	Current Encumbrances	FYTD Unencumbered Balance	FYTD Percent Exp/Enc
*****TOTAL FOR FUND-SCC 018 9210 (PRINCIPAL'S FUND - ROOT M.S.):							
42,000.00	4,512.67	46,512.67	15,881.78	1,211.16	16,671.39	13,959.50	69.99
=====							
*****TOTAL FOR FUND-SCC 018 9211 (ROOT M.S. MEDIA CENTER):							
5,100.00	0.00	5,100.00	2,695.57	0.00	0.00	2,404.43	52.85
=====							
*****TOTAL FOR FUND-SCC 018 9300 (PRINCIPAL'S FUND - SENIOR HIGH):							
41,000.00	7,619.86	48,619.86	16,465.27	2,550.43	23,486.90	8,667.69	82.17
=====							
*****TOTAL FOR FUND-SCC 018 9303 (PERFORMING ARTS):							
65,575.00	24,503.78	90,078.78	35,913.65	6,689.88	45,463.63	8,701.50	90.34
=====							
*****TOTAL FOR FUND-SCC 018 9304 (BUZZ):							
13,850.00	4,899.23	18,749.23	10,052.75	1,815.61	8,527.14	169.34	99.10
=====							
*****TOTAL FOR FUND-SCC 018 9306 (FEED THE BEES):							
10,000.00	0.00	10,000.00	16.84	16.84	9,983.16	0.00	100.00
=====							
*****TOTAL FOR FUND-SCC 018 9901 (PUBLIC SCHOOL SUPPORT - INSTRUCTION DEPT.):							
13,374.86	2,580.94	15,955.80	15,000.72	1,633.16	0.00	955.08	94.01
=====							
*****TOTAL FOR FUND-SCC 018 9905 (PUBLIC SCHOOL SUPPORT/STUDENT SERVICES):							
9,580.00	0.00	9,580.00	7,305.24	1,810.90	0.00	2,274.76	76.26
=====							
*****TOTAL FOR FUND-SCC 018 9906 (COMMUNICATIONS - PUBLIC SCHOOL SUPPORT):							
2,862.00	29.79	2,891.79	2,362.00	0.00	200.00	329.79	88.60
=====							
*****TOTAL FOR FUND-SCC 018 9915 (BIKE TO SCHOOL):							
2,500.00	0.00	2,500.00	0.00	0.00	0.00	2,500.00	0.00
=====							

Date: 05/07/19
Time: 3:06 pm

MEDINA CITY SCHOOL DISTRICT
Appropriation Account Summary
SORTED BY FUND-SCC

Page: 7
(APPSUM)

FYTD Appropriated	Prior FY Carryover Encumbrances	FYTD Expendable	FYTD Actual Expenditures	MTD Actual Expenditures	Current Encumbrances	FYTD Unencumbered Balance	FYTD Percent Exp/Enc
*****TOTAL FOR FUND-SCC 018 9916 (SPIRIT NIGHT):							
3,500.00	0.00	3,500.00	2,297.52	0.00	0.00	1,202.48	65.64
=====							
*****TOTAL FOR FUND-SCC 018 9917 (BICENTENNIAL):							
677.00	0.00	677.00	124.00	0.00	0.00	553.00	18.32
=====							
*****TOTAL FOR FUND-SCC 018 9918 (FAMILY FIRST):							
1,000.00	0.00	1,000.00	842.20	0.00	0.00	157.80	84.22
=====							
*****TOTAL FOR FUND-SCC 018 9919 (STUDENT ART SHOW):							
250.00	0.00	250.00	28.47	28.47	221.53	0.00	100.00
=====							
*****TOTAL FOR FUND-SCC 019 9000 (ADAMH GRANT):							
6,900.00	0.00	6,900.00	5,441.00	690.00	1,459.00	0.00	100.00
=====							
*****TOTAL FOR FUND-SCC 019 9009 (MCDAC GRANT FY19):							
82,368.00	0.00	82,368.00	92,248.02	9,460.39	0.00	9,880.02	111.99
=====							
*****TOTAL FOR FUND-SCC 019 9181 (FIRST ENERGY GRANT):							
960.00	0.00	960.00	959.84	0.00	0.00	0.16	99.98
=====							
*****TOTAL FOR FUND-SCC 020 9001 (TRANSPORTATION ENTERPRISE):							
40,000.00	1,931.26	41,931.26	10,130.56	1,526.21	8,316.92	23,483.78	43.99
=====							
*****TOTAL FOR FUND-SCC 022 9000 (Unclaimed funds):							
10,000.00	0.00	10,000.00	1,307.70	0.00	3,692.30	5,000.00	50.00
=====							
*****TOTAL FOR FUND-SCC 022 9300 (OH HIGH SCHOOL ATH ASSOC FUND):							
60,000.00	0.00	60,000.00	34,012.85	358.33	0.00	25,987.15	56.69
=====							

Date: 05/07/19
Time: 3:06 pm

MEDINA CITY SCHOOL DISTRICT
Appropriation Account Summary
SORTED BY FUND-SCC

Page: 8
(APPSUM)

FYTD Appropriated	Prior FY Carryover Encumbrances	FYTD Expendable	FYTD Actual Expenditures	MTD Actual Expenditures	Current Encumbrances	FYTD Unencumbered Balance	FYTD Percent Exp/Enc
*****TOTAL FOR FUND-SCC 024 9001 (MEDICAL AND DRUG/SELF INSURANCE FUNDS):							
8,271,000.00	0.00	8,271,000.00	7,169,239.95	742,081.94	2,154,293.52	1,052,533.47	- 112.73
=====							
*****TOTAL FOR FUND-SCC 024 9002 (DENTAL SELF INSURANCE FUNDS):							
675,000.00	0.00	675,000.00	566,560.71	56,761.66	113,238.34	4,799.05	- 100.71
=====							
*****TOTAL FOR FUND-SCC 024 9094 (FLEX PRO):							
190,000.00	362.60	190,362.60	171,471.76	13,372.68	21,664.84	2,774.00	- 101.46
=====							
*****TOTAL FOR FUND-SCC 027 0000 (WORKMANS COMP.-SELF INS):							
206,000.00	0.00	206,000.00	219,915.81	12,200.81	29,121.46	43,037.27	- 120.89
=====							
*****TOTAL FOR FUND-SCC 071 9013 (LOCAL SALES TAX PERMANENT IMPROVEMENTS):							
3,735,687.50	154,962.28	3,890,649.78	2,933,737.55	3,888.84	193,761.48	763,150.75	80.39
=====							
*****TOTAL FOR FUND-SCC 200 9110 (GARFIELD STUDENT COUNCIL/K-KIDS CLUB):							
1,500.00	0.00	1,500.00	0.00	0.00	200.00	1,300.00	13.33
=====							
*****TOTAL FOR FUND-SCC 200 9111 (GARFIELD CHESS CLUB):							
200.00	0.00	200.00	0.00	0.00	0.00	200.00	0.00
=====							
*****TOTAL FOR FUND-SCC 200 9121 (ELLA CANAVAN STUDENT COUNCIL):							
390.00	0.00	390.00	163.43	0.00	26.57	200.00	48.72
=====							
*****TOTAL FOR FUND-SCC 200 9185 (K-KIDS KIWANIS ACTIVITY CLUB-NORTHROP):							
2,500.00	0.00	2,500.00	689.96	0.00	1,000.00	810.04	67.60
=====							
*****TOTAL FOR FUND-SCC 200 9202 (CLAGGETT MIDDLE SCH. STUDENT COUNCIL):							
4,814.00	0.00	4,814.00	2,129.21	1,267.85	1,082.15	1,602.64	66.71
=====							

Date: 05/07/19
Time: 3:06 pm

MEDINA CITY SCHOOL DISTRICT
Appropriation Account Summary
SORTED BY FUND-SCC

Page: 9
(APPSUM)

FYTD Appropriated	Prior FY Carryover Encumbrances	FYTD Expendable	FYTD Actual Expenditures	MTD Actual Expenditures	Current Encumbrances	FYTD Unencumbered Balance	FYTD Percent Exp/Enc
*****TOTAL FOR FUND-SCC 200 9205 (CLAGGETT MIDDLE SCH. BUILDERS CLUB):							
300.00	0.00	300.00	162.00	0.00	0.00	138.00	54.00
=====							
*****TOTAL FOR FUND-SCC 200 9209 (CLAGGETT MIDDLE SCHOOL DRAMA CLUB):							
6,000.00	0.00	6,000.00	3,763.66	1,782.22	1,148.02	1,088.32	81.86
=====							
*****TOTAL FOR FUND-SCC 200 9253 (BUILDERS' CLUB - ROOT M.S.):							
950.00	0.00	950.00	66.44	66.44	883.56	0.00	100.00
=====							
*****TOTAL FOR FUND-SCC 200 9254 (HONORS ACADEMY - ROOT):							
4,150.00	37.33	4,187.33	1,549.25	1,137.27	1,835.75	802.33	80.84
=====							
*****TOTAL FOR FUND-SCC 200 9256 (DRAMA CLUB - ROOT M.S.):							
3,826.00	0.00	3,826.00	1,831.50	0.00	0.00	1,994.50	47.87
=====							
*****TOTAL FOR FUND-SCC 200 9258 (STUDENT COUNCIL - ROOT M.S.):							
2,660.00	103.88	2,763.88	1,834.70	36.98	866.87	62.31	97.75
=====							
*****TOTAL FOR FUND-SCC 200 9301 (YOUNG AMERICANS FOR FREEDOM):							
3,200.00	0.00	3,200.00	3,095.00	0.00	0.00	105.00	96.72
=====							
*****TOTAL FOR FUND-SCC 200 9302 (ART CLUB):							
525.00	0.00	525.00	467.75	0.00	0.00	57.25	89.10
=====							
*****TOTAL FOR FUND-SCC 200 9303 (CULTURAL EXPLORATION):							
200.00	0.00	200.00	23.49	0.00	0.00	176.51	11.75
=====							
*****TOTAL FOR FUND-SCC 200 9305 (CHEMCLUB):							
900.00	0.00	900.00	245.52	245.52	0.00	654.48	27.28
=====							

Date: 05/07/19
Time: 3:06 pm

MEDINA CITY SCHOOL DISTRICT
Appropriation Account Summary
SORTED BY FUND-SCC

Page: 10
(APPSUM)

FYTD Appropriated	Prior FY Carryover Encumbrances	FYTD Expendable	FYTD Actual Expenditures	MTD Actual Expenditures	Current Encumbrances	FYTD Unencumbered Balance	FYTD Percent Exp/Enc
*****TOTAL FOR FUND-SCC 200 9306 (OPERATION SMILE):							
170.00	0.00	170.00	0.00	0.00	170.00	0.00	100.00
=====							
*****TOTAL FOR FUND-SCC 200 9307 (CHOIR):							
38,700.00	23,306.57	62,006.57	26,085.01	1,761.07	15,884.66	20,036.90	67.69
=====							
*****TOTAL FOR FUND-SCC 200 9309 (IMPROV CLUB):							
4,300.00	0.00	4,300.00	0.00	0.00	0.00	4,300.00	0.00
=====							
*****TOTAL FOR FUND-SCC 200 9312 (DRAMA CLUB):							
23,000.00	898.89	23,898.89	4,996.17	918.00	4,252.00	14,650.72	38.70
=====							
*****TOTAL FOR FUND-SCC 200 9314 (MEDINA OUTDOORS CLUB):							
500.00	0.00	500.00	0.00	0.00	0.00	500.00	0.00
=====							
*****TOTAL FOR FUND-SCC 200 9315 (FELLOWSHIP OF CHRISTIAN ATHLETES):							
750.00	0.00	750.00	251.94	144.00	498.06	0.00	100.00
=====							
*****TOTAL FOR FUND-SCC 200 9318 (GIRLS LEADERSHIP CLUB):							
2,050.00	0.00	2,050.00	817.23	0.00	1,232.77	0.00	100.00
=====							
*****TOTAL FOR FUND-SCC 200 9321 (KEY CLUB):							
10,000.00	5,496.19	15,496.19	3,551.75	1,218.00	6,857.46	5,086.98	67.17
=====							
*****TOTAL FOR FUND-SCC 200 9323 (MEDINAMITE):							
3,000.00	0.00	3,000.00	0.00	0.00	3,000.00	0.00	100.00
=====							
*****TOTAL FOR FUND-SCC 200 9324 (MEDINIAN):							
20,400.00	2,108.28	22,508.28	9,512.93	1,675.00	0.00	12,995.35	42.26
=====							

Date: 05/07/19
Time: 3:06 pm

MEDINA CITY SCHOOL DISTRICT
Appropriation Account Summary
SORTED BY FUND-SCC

Page: 11
(APPSUM)

FYTD Appropriated	Prior FY Carryover Encumbrances	FYTD Expendable	FYTD Actual Expenditures	MTD Actual Expenditures	Current Encumbrances	FYTD Unencumbered Balance	FYTD Percent Exp/Enc
*****TOTAL FOR FUND-SCC 200 9325 (MHS BAND):							
25,675.00	0.00	25,675.00	3,063.50	940.46	17,607.85	5,003.65	80.51
=====							
*****TOTAL FOR FUND-SCC 200 9326 (NATIONAL HONOR SOCIETY):							
3,500.00	0.00	3,500.00	385.00	385.00	3,115.00	0.00	100.00
=====							
*****TOTAL FOR FUND-SCC 200 9327 (ORCHESTRA):							
3,000.00	0.00	3,000.00	0.00	0.00	0.00	3,000.00	0.00
=====							
*****TOTAL FOR FUND-SCC 200 9330 (SCIENCE OLYMPIAD CLUB):							
2,720.00	0.00	2,720.00	1,094.44	402.06	1,625.56	0.00	100.00
=====							
*****TOTAL FOR FUND-SCC 200 9332 (SPANISH CLUB):							
5,280.00	0.00	5,280.00	2,900.11	1,180.50	0.00	2,379.89	54.93
=====							
*****TOTAL FOR FUND-SCC 200 9333 (STUDENT COUNCIL):							
43,200.00	3,121.27	46,321.27	42,033.56	2,216.25	2,929.53	1,358.18	97.07
=====							
*****TOTAL FOR FUND-SCC 200 9335 (LATIN CLUB):							
7,316.94	0.00	7,316.94	7,316.71	14.93	0.00	0.23	100.00
=====							
*****TOTAL FOR FUND-SCC 200 9337 (AMERICAN SIGN LANGUAGE CLUB):							
350.00	0.00	350.00	124.30	0.00	214.86	10.84	96.90
=====							
*****TOTAL FOR FUND-SCC 200 9339 (SPEECH/DEBATE CLUB):							
32,500.00	2,422.88	34,922.88	14,950.18	966.72	17,644.28	2,328.42	93.33
=====							
*****TOTAL FOR FUND-SCC 200 9340 (S. A. D. D.):							
1,000.00	0.00	1,000.00	487.16	324.26	512.84	0.00	100.00
=====							

Date: 05/07/19
Time: 3:06 pm

MEDINA CITY SCHOOL DISTRICT
Appropriation Account Summary
SORTED BY FUND-SCC

Page: 12
(APPSUM)

FYTD Appropriated	Prior FY Carryover Encumbrances	FYTD Expendable	FYTD Actual Expenditures	MTD Actual Expenditures	Current Encumbrances	FYTD Unencumbered Balance	FYTD Percent Exp/Enc
*****TOTAL FOR FUND-SCC 200 9346 (PENGUIN BOWL/NOSB):							
600.00	0.00	600.00	250.00	0.00	0.00	350.00	41.67
=====							
*****TOTAL FOR FUND-SCC 200 9350 (TECHNOLOGY CLUB):							
3,600.00	145.73	3,745.73	1,378.40	0.00	1,281.74	1,085.59	71.02
=====							
*****TOTAL FOR FUND-SCC 200 9352 (VIDEO CLUB - SR HI):							
6,000.00	0.00	6,000.00	274.55	54.19	5,725.45	0.00	100.00
=====							
*****TOTAL FOR FUND-SCC 200 9353 (CHINESE CLUB):							
100.00	0.00	100.00	0.00	0.00	100.00	0.00	100.00
=====							
*****TOTAL FOR FUND-SCC 200 9355 (GENDER AND SEXUALITY ALLIANCE):							
800.00	0.00	800.00	493.15	96.82	303.18	3.67	99.54
=====							
*****TOTAL FOR FUND-SCC 200 9380 (V O F T):							
25,000.00	15,639.11	40,639.11	11,849.23	9,685.14	13,150.77	15,639.11	61.52
=====							
*****TOTAL FOR FUND-SCC 200 9418 (CLASS OF 2018):							
650.69	5,817.11	6,467.80	6,101.24	446.00	206.19	160.37	97.52
=====							
*****TOTAL FOR FUND-SCC 200 9419 (CLASS OF 2019):							
5,700.00	4,919.39	10,619.39	1,800.47	166.21	0.00	8,818.92	16.95
=====							
*****TOTAL FOR FUND-SCC 200 9420 (CLASS OF 2020):							
47,970.00	0.00	47,970.00	1,616.03	1,169.29	46,217.44	136.53	99.72
=====							
*****TOTAL FOR FUND-SCC 200 9421 (CLASS OF 2021):							
4,900.00	0.00	4,900.00	1,897.61	0.00	1,202.00	1,800.39	63.26
=====							

Date: 05/07/19
Time: 3:06 pm

MEDINA CITY SCHOOL DISTRICT
Appropriation Account Summary
SORTED BY FUND-SCC

Page: 13
(APPSUM)

FYTD Appropriated	Prior FY Carryover Encumbrances	FYTD Expendable	FYTD Actual Expenditures	MTD Actual Expenditures	Current Encumbrances	FYTD Unencumbered Balance	FYTD Percent Exp/Enc
*****TOTAL FOR FUND-SCC 200 9422 (CLASS OF 2022):							
1,850.00	0.00	1,850.00	1,822.59	0.00	27.41	0.00	100.00
=====							
*****TOTAL FOR FUND-SCC 300 0000 (ATHLETIC FUND):							
410,500.00	23,132.01	433,632.01	308,970.93	12,254.79	76,645.59	48,015.49	88.93
=====							
*****TOTAL FOR FUND-SCC 300 9110 (GARFIELD FIELD TRIPS):							
10,000.00	0.00	10,000.00	5,117.43	3,200.00	3,550.00	1,332.57	86.67
=====							
*****TOTAL FOR FUND-SCC 300 9120 (CANAVAN FIELD TRIP):							
10,695.00	225.00	10,920.00	8,156.64	546.00	1,966.06	797.30	92.70
=====							
*****TOTAL FOR FUND-SCC 300 9130 (FENN FIELD TRIPS):							
10,000.00	0.00	10,000.00	6,539.32	0.00	3,460.00	0.68	99.99
=====							
*****TOTAL FOR FUND-SCC 300 9140 (HERITAGE FIELD TRIPS):							
6,947.00	0.00	6,947.00	5,664.00	0.00	1,020.00	263.00	96.21
=====							
*****TOTAL FOR FUND-SCC 300 9160 (BLAKE FIELD TRIPS):							
11,000.00	0.00	11,000.00	1,148.42	382.50	9,536.00	315.58	97.13
=====							
*****TOTAL FOR FUND-SCC 300 9170 (WAITE FIELD TRIPS):							
42,000.00	0.00	42,000.00	12,246.70	672.00	10,633.82	19,119.48	54.48
=====							
*****TOTAL FOR FUND-SCC 300 9180 (NORTHROP FIELD TRIPS):							
10,000.00	3,660.00	13,660.00	5,358.95	0.00	7,300.00	1,001.05	92.67
=====							
*****TOTAL FOR FUND-SCC 300 9201 (CLAGGETT MIDDLE SCH. BAND FUND):							
44,000.00	0.00	44,000.00	13,792.41	575.08	25,700.78	4,506.81	89.76
=====							

Date: 05/07/19
Time: 3:06 pm

MEDINA CITY SCHOOL DISTRICT
Appropriation Account Summary
SORTED BY FUND-SCC

Page: 14
(APPSUM)

FYTD Appropriated	Prior FY Carryover Encumbrances	FYTD Expendable	FYTD Actual Expenditures	MTD Actual Expenditures	Current Encumbrances	FYTD Unencumbered Balance	FYTD Percent Exp/Enc
*****TOTAL FOR FUND-SCC 300 9208 (CLAGGETT - 6TH GRADE TRIPS):							
111,500.00	0.00	111,500.00	105,568.54	0.00	0.00	5,931.46	94.68
=====							
*****TOTAL FOR FUND-SCC 300 9250 (ROOT M.S. BAND FUND):							
32,940.00	0.00	32,940.00	15,165.05	784.88	16,887.13	887.82	97.30
=====							
*****TOTAL FOR FUND-SCC 300 9253 (ROOT M.S. BEEHIVE):							
850.00	134.97	984.97	462.71	93.16	327.80	194.46	80.26
=====							
*****TOTAL FOR FUND-SCC 300 9258 (ROOT - DISTRICT SUPERVISED ACTIVITIES):							
140,730.00	0.00	140,730.00	111,269.10	0.00	11,517.00	17,943.90	87.25
=====							
*****TOTAL FOR FUND-SCC 300 9301 (BOWLING CLUB):							
4,000.00	0.00	4,000.00	2,800.00	2,800.00	0.00	1,200.00	70.00
=====							
*****TOTAL FOR FUND-SCC 300 9302 (MENS VOLLEYBALL):							
10,100.00	0.00	10,100.00	6,531.23	4,229.56	2,605.62	963.15	90.46
=====							
*****TOTAL FOR FUND-SCC 300 9303 (HUDDLE/SHUDDLE):							
2,775.00	0.00	2,775.00	574.89	300.00	2,200.00	0.11	100.00
=====							
*****TOTAL FOR FUND-SCC 300 9304 (LINK CREW):							
4,500.00	0.00	4,500.00	1,828.69	338.17	2,614.14	57.17	98.73
=====							
*****TOTAL FOR FUND-SCC 300 9313 (DRAMA/MUSICAL):							
21,990.00	0.00	21,990.00	9,628.20	9,628.20	1,366.80	10,995.00	50.00
=====							
*****TOTAL FOR FUND-SCC 300 9334 (BEEHIVE CAFE):							
27,047.16	2,938.15	29,985.31	15,929.80	2,698.75	13,796.84	258.67	99.14
=====							

Date: 05/07/19
Time: 3:06 pm

MEDINA CITY SCHOOL DISTRICT
Appropriation Account Summary
SORTED BY FUND-SCC

Page: 15
(APPSUM)

FYTD Appropriated	Prior FY Carryover Encumbrances	FYTD Expendable	FYTD Actual Expenditures	MTD Actual Expenditures	Current Encumbrances	FYTD Unencumbered Balance	FYTD Percent Exp/Enc
*****TOTAL FOR FUND-SCC 300 9410 (SPARKLE CHEERLEADING):							
3,568.10	0.00	3,568.10	3,130.67	0.00	269.33	168.10	95.29
=====							
*****TOTAL FOR FUND-SCC 401 9018 (AUXILIARY FUNDS/ST FRANCIS):							
72,030.45	296.20	72,326.65	72,326.65	0.00	0.00	0.00	100.00
=====							
*****TOTAL FOR FUND-SCC 401 9019 (AUXILIARY FUNDS/ST FRANCIS):							
423,805.06	0.00	423,805.06	260,018.56	16,632.12	21,992.68	141,793.82	66.54
=====							
*****TOTAL FOR FUND-SCC 401 9038 (AUX FUNDS MCA):							
1,803.03	22,211.32	24,014.35	24,014.35	0.00	0.00	0.00	100.00
=====							
*****TOTAL FOR FUND-SCC 401 9039 (AUX FUNDS MCA):							
185,757.08	0.00	185,757.08	147,641.51	10,632.26	10,221.36	27,894.21	84.98
=====							
*****TOTAL FOR FUND-SCC 401 9048 (AUX FUNDS KIDS COUNTRY):							
713.86	9,060.09	9,773.95	9,773.95	0.00	0.00	0.00	100.00
=====							
*****TOTAL FOR FUND-SCC 401 9049 (AUX FUNDS KIDS COUNTRY):							
12,519.04	0.00	12,519.04	2,397.58	0.00	354.26	9,767.20	21.98
=====							
*****TOTAL FOR FUND-SCC 499 9018 (STRATEGIES SECONDARY TRANSITION):							
3,129.00	3,129.00	6,258.00	6,258.00	0.00	0.00	0.00	100.00
=====							
*****TOTAL FOR FUND-SCC 499 9019 (SCHOOL SAFETY):							
37,148.75	0.00	37,148.75	0.00	0.00	0.00	37,148.75	0.00
=====							
*****TOTAL FOR FUND-SCC 516 9011 (SIX B FY11):							
4,196.41	0.00	4,196.41	0.00	0.00	0.00	4,196.41	0.00
=====							

Date: 05/07/19
Time: 3:06 pm

MEDINA CITY SCHOOL DISTRICT
Appropriation Account Summary
SORTED BY FUND-SCC

Page: 16
(APPSUM)

FYTD Appropriated	Prior FY Carryover Encumbrances	FYTD Expendable	FYTD Actual Expenditures	MTD Actual Expenditures	Current Encumbrances	FYTD Unencumbered Balance	FYTD Percent Exp/Enc
*****TOTAL FOR FUND-SCC 516 9018 (TITLE VI-B):							
259,932.36	12,995.75	272,928.11	272,928.11	0.00	0.00	0.00	100.00
=====							
*****TOTAL FOR FUND-SCC 516 9019 (TITLE VI-B):							
1,490,668.76	0.00	1,490,668.76	971,819.36	107,727.15	23,821.18	495,028.22	66.79
=====							
*****TOTAL FOR FUND-SCC 551 9119 (TITLE III LEP):							
8,117.28	0.00	8,117.28	8,117.28	0.00	0.00	0.00	100.00
=====							
*****TOTAL FOR FUND-SCC 572 9018 (TITLE I):							
83,389.25	24,632.47	108,021.72	108,021.72	0.00	0.00	0.00	100.00
=====							
*****TOTAL FOR FUND-SCC 572 9019 (TITLE I):							
580,816.13	0.00	580,816.13	319,566.85	42,232.26	16,686.50	244,562.78	57.89
=====							
*****TOTAL FOR FUND-SCC 572 9118 (TITLE I-D):							
39,740.62	30,330.50	70,071.12	70,071.12	0.00	0.00	0.00	100.00
=====							
*****TOTAL FOR FUND-SCC 572 9119 (TITLE I-D):							
117,255.18	0.00	117,255.18	16,058.11	1,806.36	14,466.43	86,730.64	26.03
=====							
*****TOTAL FOR FUND-SCC 587 9018 (PRESCHOOL):							
13,554.49	10,962.06	24,516.55	24,516.55	0.00	0.00	0.00	100.00
=====							
*****TOTAL FOR FUND-SCC 587 9019 (PRESCHOOL):							
46,176.79	0.00	46,176.79	34,381.19	3,627.84	989.66	10,805.94	76.60
=====							
*****TOTAL FOR FUND-SCC 587 9119 (6B RESTORATION - PRESCHOOL RESTORATION):							
11,656.42	0.00	11,656.42	2,751.27	0.00	0.00	8,905.15	23.60
=====							

Date: 05/07/19
Time: 3:06 pm

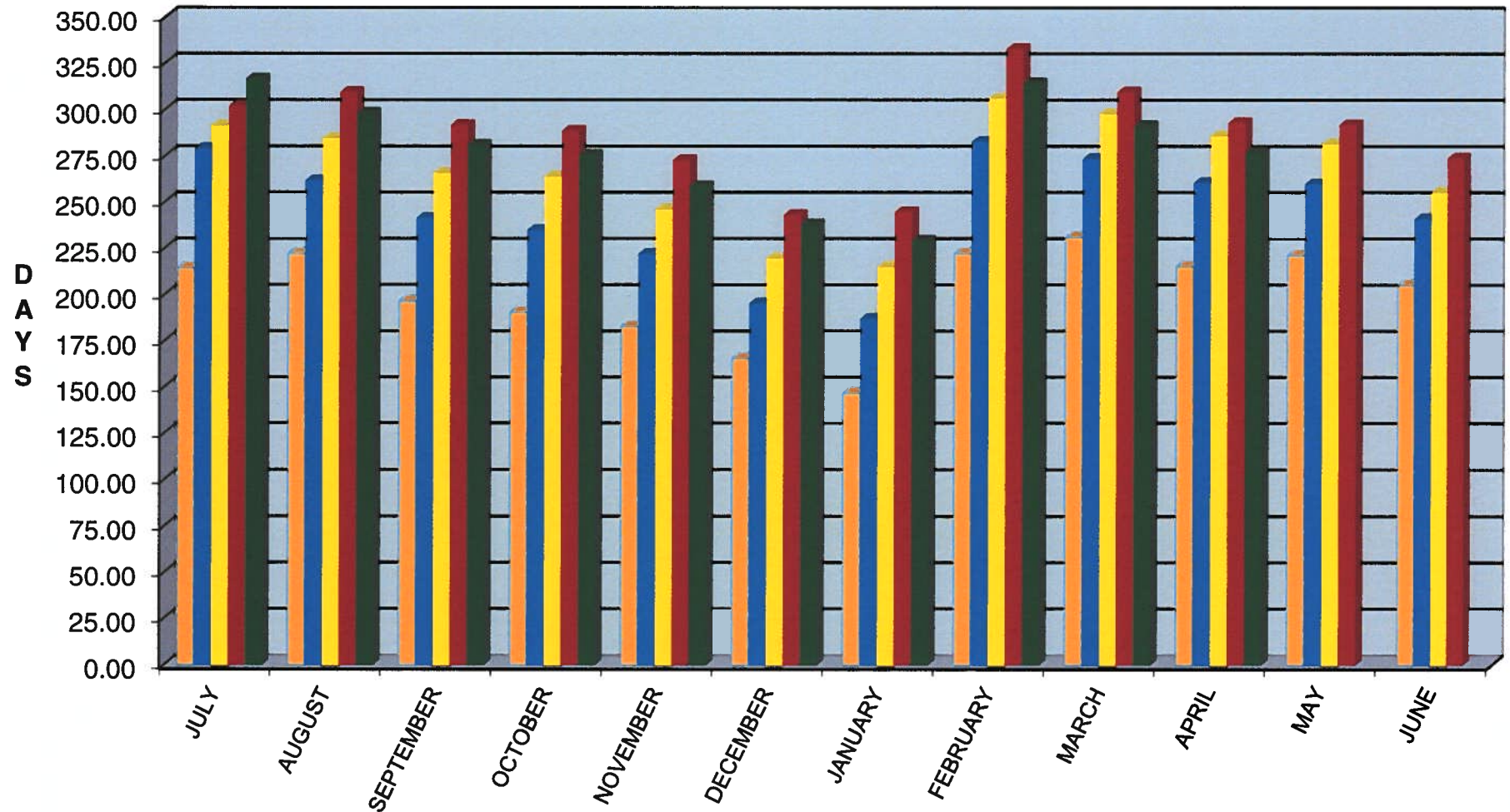
MEDINA CITY SCHOOL DISTRICT
Appropriation Account Summary
SORTED BY FUND-SCC

Page: 17
(APPSUM)

FYTD Appropriated	Prior FY Carryover Encumbrances	FYTD Expendable	FYTD Actual Expenditures	MTD Actual Expenditures	Current Encumbrances	FYTD Unencumbered Balance	FYTD Percent Exp/Enc
*****TOTAL FOR FUND-SCC 590 9018 (TITLE II-A):							
33,086.29	9,793.01	42,879.30	42,879.30	0.00	0.00	0.00	100.00
=====							
*****TOTAL FOR FUND-SCC 590 9019 (TITLE II-A):							
138,672.15	0.00	138,672.15	63,307.97	5,164.24	25,362.58	50,001.60	63.94
=====							
*****TOTAL FOR FUND-SCC 599 9018 (TITLE IV-A STUDENT SUPPORT AND ACADEMIC ENR):							
1,721.43	738.14	2,459.57	2,459.57	0.00	0.00	0.00	100.00
=====							
*****TOTAL FOR FUND-SCC 599 9019 (TITLE IV-A STUDENT SUPPORT AND ACADEMIC ENR):							
49,499.27	0.00	49,499.27	27,218.15	2,573.29	4,849.66	17,431.46	64.78
=====							
*****GRAND TOTALS:							
112,869,293.31	1,208,649.70	114,077,943.01	90,767,402.60	8,244,672.95	6,231,596.97	17,078,943.44	85.03
=====							

GENERAL FUND-TRUE DAYS CASH

Includes Emergency Levy



FY2015

FY2016

FY2017

FY2018

FY2019