

# Medina City Schools

## Forecast Fund Analysis

March 31, 2023

	2022-2023	Y-T-D Actual		
	Original Estimate	July 2021 - June 2022	Percent	Variance
	(1)	(2)		(3)
Beginning Balance - July 1, 2022		49,279,577.77		0.00
General Fund	31,219,516.68			
Other Funds - Substitute Levy	18,060,061.09			
Revenue	<u>80,935,772.00</u>	<u>78,138,955.40</u>	<u>96.5%</u>	<u>2,796,816.60</u>
	<b>80,935,772.00</b>	<b>78,138,955.40</b>		<b>2,796,816.60</b>
Expenditures	91,025,514.00	73,225,116.34	80.4%	17,800,397.66
Encumbrance	851,800.00	2,545,341.06		-1,693,541.06
	<u><b>91,877,314.00</b></u>	<u><b>75,770,457.40</b></u>		<u><b>16,106,856.60</b></u>
Ending Balance - June 30, 2023	38,338,035.77	51,648,075.77		-13,310,040.00

Original Estimate revenue, expenditure and encumbrance taken from May 2022 five-year forecast  
Includes May 2018 Substitute Levy

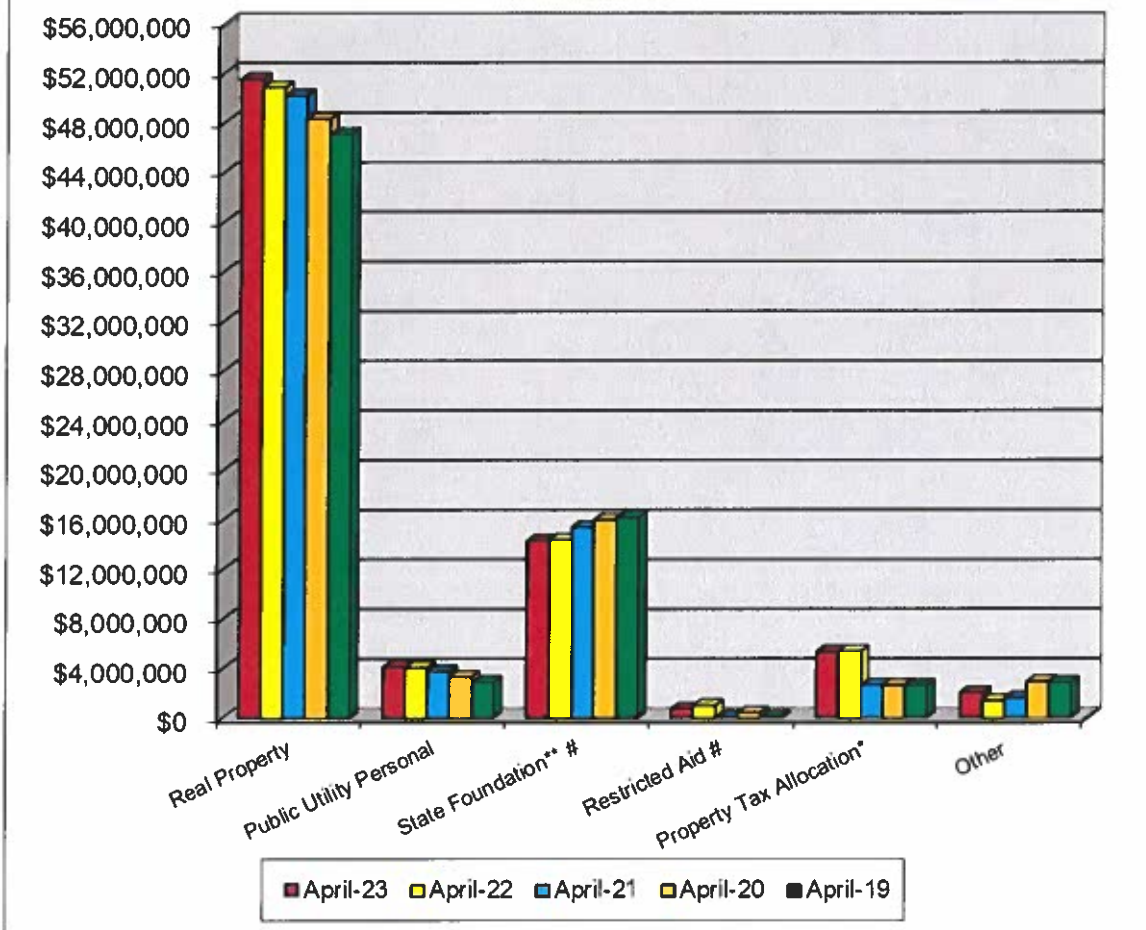
# **Forecast Funds Summary**

April 2023

## **Revenues**

1. Real Property Taxes – Total Real Property Taxes received from the beginning of the fiscal year until April 30, 2023 is \$51,501,614.04. This is an increase of 1.3% above last year's taxes received at this time. \$-0- was collected in April.
2. Public Utility Personal Property Taxes – Total Public Utility Personal Property Taxes received from the beginning of the fiscal year until April 30, 2023 is \$4,137,682.49. These monies are distributed upon settlement from the County Auditor. This amount is listed in a separate line for State and five-year forecasting purposes. \$-0- had been transferred in April.
3. State Foundation – State Foundation monies received from the State of Ohio from the beginning of the fiscal year until April 30, 2023 total \$14,306,826.20. This is a decrease of 0.5% below last year's foundation money received at this time. \$1,352,137.28 was collected in April.
4. Restricted Aid – Restricted Aid monies are for Career Tech funding and Economically Disadvantaged Students. We have added e-Rate funding as well because these funds are restrictive to technology. Monies received from the beginning of the fiscal year until April 30, 2023 total \$759,064.22. \$76,037.16 was collected in April.
5. Homestead and Rollback – Monies received from the State of Ohio from the beginning of the fiscal year until April 30, 2023 total \$5,357,010.03. Receipts are based upon the real property taxes collected and Homestead filings with the County Auditor. \$2,682,039.05 was collected in April.
6. Other – Other monies received from the beginning of the fiscal year until April 30, 2023 total \$2,076,758.42. This is an increase of 44.8% above last year at this time. \$229,214.49 was collected in April as revenue was moved to other accounts.

## Forecast Fund Revenue



	April-23	April-22	April-21	April-20	April-19	Current Forecast
Real Property	\$51,501,614	\$50,818,509	\$50,162,687	\$48,279,664	\$47,069,606	\$51,436,418
Public Utility Personal	\$4,137,682	\$4,054,762	\$3,774,750	\$3,317,403	\$2,903,216	\$3,974,265
State Foundation** #	\$14,306,826	\$14,384,322	\$15,397,305	\$15,991,813	\$16,154,724	\$16,842,659
Restricted Aid #	\$759,064	\$1,028,547	\$69,049	\$447,303	\$69,532	\$915,171
Property Tax Allocation*	\$5,357,010	\$5,400,442	\$2,695,062	\$2,680,748	\$2,652,827	\$5,529,437
Other	\$2,076,758	\$1,434,086	\$1,648,532	\$2,962,202	\$2,890,642	\$2,033,196
<b>Total</b>	<b>\$78,138,955</b>	<b>\$77,120,669</b>	<b>\$73,747,385</b>	<b>\$73,679,134</b>	<b>\$71,740,547</b>	<b>\$80,731,146</b>
State %	26.1%	27.0%	24.6%	26.0%	26.3%	

\* Includes Homestead/Rollback, Tangible Personal Property Tax Fixed Rate Loss Reimbursement and Electric Deregulation.

\*\* Includes Casino Revenue in State Foundation beginning January 2013 and Economic Disadvantaged Funding in November 2013.

# Encompasses the Fair School Funding Plan as of January 2022

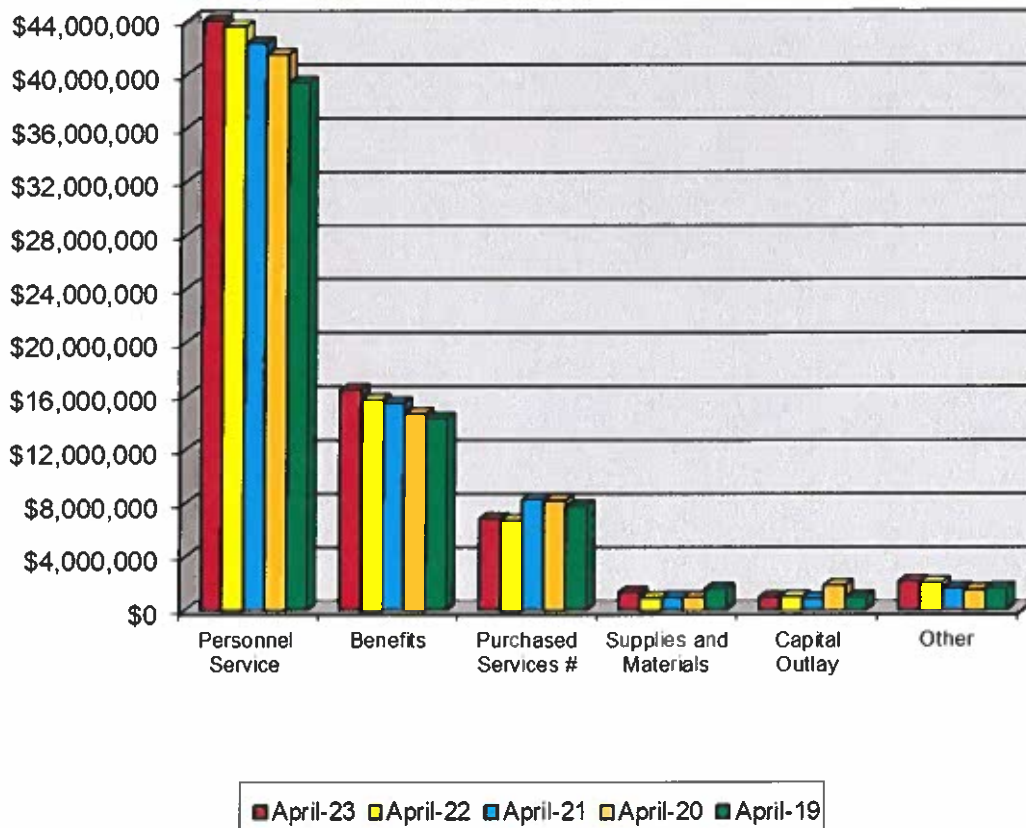
# Forecast Funds Summary

April 2023

## Expenditures

1. Personnel Services– The costs for personnel services for the School District from the beginning of the fiscal year until April 30, 2023 was \$44,899,339.93. This was an increase of 3.1% above last year at this time. \$4,128,911.01 was spent in April.
2. Benefits – The cost for benefits for the School District from the beginning of the fiscal year until April 30, 2023 was \$16,465,373.09. This was an increase of 4.8% above last year at this time. \$1,592,152.61 was spent in April.
3. Purchased Services – The cost for purchased services for the district from the beginning of the fiscal year until April 30, 2023 total \$6,843,176.42. This was a 1.8% increase above last year at this time. \$970,026.96 was spent in April.
4. Supplies and Materials – The cost for supplies and materials for the district from the beginning of the fiscal year until April 30, 2023 total \$1,349,585.52. This was a 41.6% increase above last year at this time. \$46,810.04 was spent in April.
5. Capital Outlay – The cost for capital outlay for the district from the beginning of the fiscal year until April 30, 2023 total \$1,002,269.98. This was a 5.2% decrease below last year at this time. \$298,383.44 was spent in April.
6. Other – The cost of other expenditures excluding transfers for the district was \$2,184,691.41 for the fiscal year until April 30, 2023. This was a 4.3% increase above last year at this time. \$153,461.75 spent in April.

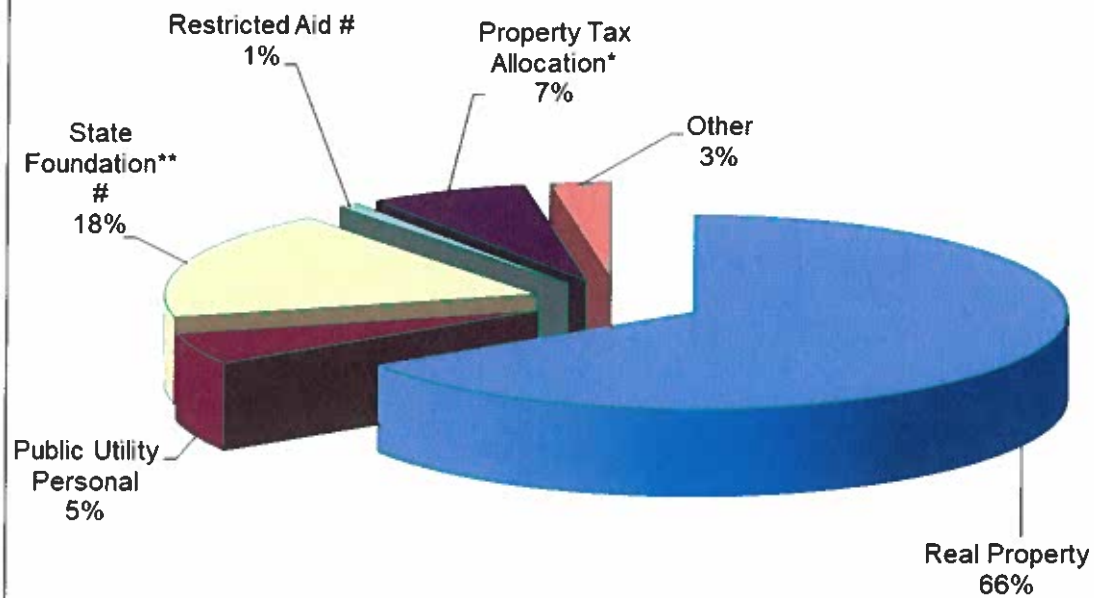
## Forecast Fund Expenditures



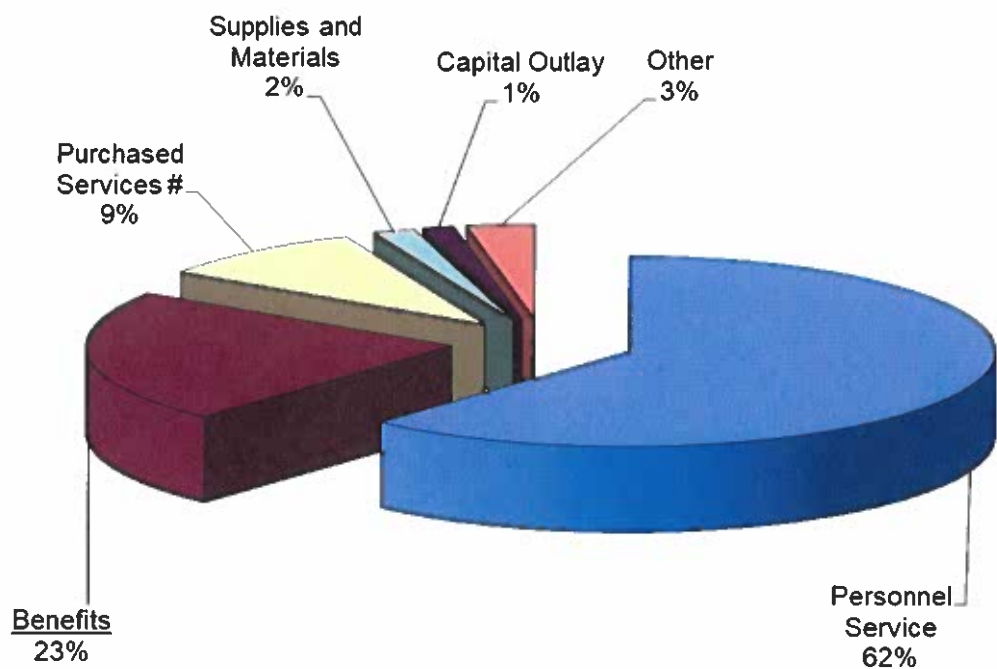
	April-23	April-22	April-21	April-20	April-19	Current Forecast
Personnel Service	\$44,899,340	\$43,562,013.28	\$42,306,677	\$41,455,638	\$39,387,488	\$54,407,687
Benefits	\$16,465,373	\$15,708,118.37	\$15,468,482	\$14,667,088	\$14,341,401	\$20,017,838
Purchased Services #	\$6,843,176	\$6,717,917.89	\$8,297,788	\$8,195,137	\$7,779,315	\$8,756,244
Supplies and Materials	\$1,349,586	\$952,824.41	\$971,420	\$987,261	\$1,629,915	\$1,925,419
Capital Outlay	\$1,002,270	\$1,057,388.91	\$900,372	\$1,867,977	\$1,004,737	\$1,838,141
Other	\$2,184,691	\$2,092,875.55	\$1,697,973	\$1,548,813	\$1,670,837	\$1,885,944
Transfers and Adv., Etc.	\$480,680	\$439,212.52	\$428,544	\$441,301	\$428,000	\$884,131
Other than Debt						
<b>Total</b>	<b>\$73,225,116</b>	<b>\$70,530,351</b>	<b>\$70,071,255</b>	<b>\$69,163,215</b>	<b>\$66,241,693</b>	<b>\$89,715,404</b>

# Reduced with Fair School Funding Plan in January 2022

## Current Forecast Fund Revenue



## Current Forecast Fund Expenditures



April 2023

		Balance
<b>Bank Balance - Regular Account</b>		988,079.72
Financial Checks Outstanding	137,644.56	
Workers Comp Outstanding	6,813.75	
Payroll Checks Outstanding	55,156.38	
	199,614.69	788,465.03
Huntington/Flex Spending	51,388.74	
Flex O/S Checks	1,675.59	49,713.15
JPMorgan/Metlife Claims	9,219.74	9,219.74
Westfield Bank	15,000.00	15,000.00
Westfield Bank Sweep	3,230,560.99	3,230,560.99
<b>Investments:</b>		
Redtree Investments	22,731,991.92	
T. Rowe - Collins	294,210.30	
Scudder -Collins	382,186.76	
Scudder - Bushman	6,300.10	
Kanehl Stocks	3,752.36	
Star Ohio (22923)	21,979,525.41	
Multi-Bank Securities	14,118,000.00	
Multi-Bank Money Market	18,136.28	
Fifth Third Securities	8,533,981.90	
Fifth Third Money Market	0.00	
<b>Total</b>	68,068,085.03	72,161,043.94
<b>Adjustments</b>		
Deposits in Transit	(27,623.41)	
Expenses not posted	(47.09)	
<b>Total</b>	(27,670.50)	72,133,373.44
<b>MCSD Balance</b>		72,133,373.44
<b>Difference Between Bank vs. Book</b>		0.00

**Medina City School District**  
**Sales Tax Update**

Date	Sales Tax Description	Receipts	Expenditures	Balance
July 1, 2021	Beginning Balance (071) Sales Tax and (002-9012) Bond			\$3,208,431.53
July	Sales Tax Distribution	\$932,876.04		\$4,141,307.57
	Roof Replacement Evaluation and Design		\$6,954.25	\$4,134,353.32
	Field Assessment and Preliminary Design - Parking		\$16,763.32	\$4,117,590.00
	Blake Carpet and Tile Replacement		\$8,655.37	\$4,108,934.63
	Roof Replacement - Central Office		\$72,033.30	\$4,036,901.33
	Roofing Project 2022		\$281,404.35	\$3,755,496.98
	Fleet Master Lease Agreement		\$16,481.88	\$3,739,015.10
August	Root Driveway and Culverts		\$5,264.00	\$3,733,751.10
	Heritage Concrete Sidewalk Replacement		\$3,000.00	\$3,730,751.10
	Roof Replacement Evaluation and Design		\$6,954.25	\$3,723,796.85
	Field Assessment and Preliminary Design - Parking		\$12,176.65	\$3,711,620.20
	Evolve Windows		\$2,882.00	\$3,708,738.20
	Paving Summer 2022		\$771,088.26	\$2,937,649.94
	MHS Fireproofing Patching		\$76,800.00	\$2,860,849.94
	Roofing Project 2022		\$234,103.50	\$2,626,746.44
	Fleet Master Lease Agreement		\$8,669.71	\$2,618,076.73
September	Heritage Concrete Sidewalk Replacement		\$15,750.00	\$2,602,326.73
	Canavan and Garfield Restroom Partitions		\$14,353.00	\$2,587,973.73
	Roofing Project 2022		\$82,126.30	\$2,505,847.43
	Fleet Master Lease Agreement		\$4,272.92	\$2,501,574.51
	Root and Canavan Camera Refund of Prior Year Exp	\$96,337.76		\$2,597,912.27
October	Sales Tax Distribution	\$1,116,969.77		\$3,714,882.04
	Desks/Chairs Fenn, Evolve, Claggett		\$58,466.50	\$3,656,415.54
	Arc Drive Air Handler Motor MHS		\$9,810.00	\$3,646,605.54
	Digital Message Center Fenn	\$8,621.51		\$3,655,227.05
	Roofing Project 2022		\$4,936.15	\$3,650,290.90
	Blade Wing Extension for Snow Plow		\$1,190.00	\$3,649,100.90
	Boiler Tubes Claggett		\$53,013.18	\$3,596,087.72
	Fleet Master Lease Agreement		\$4,431.88	\$3,591,655.84
November	Roof Replacement Evaluation and Design		\$10,849.65	\$3,580,806.19
	Field Assessment and Preliminary Design - Parking		\$3,614.20	\$3,577,191.99
	Tables and Benches-Operations Building		\$15,130.97	\$3,562,061.02
	Fleet Master Lease Agreement		\$6,310.75	\$3,555,750.27
	COP's Principal and Interest		\$1,349,568.75	\$2,206,181.52
December	Field Assessment and Preliminary Design - Parking		\$7,365.15	\$2,198,816.37
	Claggett Music Room		\$3,909.00	\$2,194,907.37
	Digital Message Center Fenn		\$12,932.27	\$2,181,975.10
	Roof Project 2022		\$13,503.70	\$2,168,471.40
	Paving Summer 2022		\$77,156.93	\$2,091,314.47
	Fleet Master Lease Agreement		\$8,432.75	\$2,082,881.72
January	Sales Tax Distribution	\$1,097,617.66		\$3,180,499.38
	Window Sash Replacement		\$1,776.46	\$3,178,722.92
	Roof Project 2022		\$43,861.40	\$3,134,861.52
	Fleet Master Lease Agreement		\$8,410.93	\$3,126,450.59
February	Fleet Master Lease Agreement		\$8,410.93	\$3,118,039.66
March	Elevator Repair MHS		\$62,083.00	\$3,055,956.66
	Elevator Power Unit Replacement		\$13,963.00	\$3,041,993.66
	Fleet Master Lease Agreement		\$8,410.93	\$3,033,582.73
April	Sales Tax Distribution	\$1,100,330.25		\$4,133,912.98
	Roof Project 2023		\$14,827.00	\$4,119,085.98
	Carpet Installation - Fenn Counseling Room		\$1,457.50	\$4,117,628.48
	Elevator Power Unit Replacement		\$13,963.00	\$4,103,665.48
	Fleet Master Lease Agreement		\$6,723.63	\$4,096,941.85
	Fiscal Year Totals	\$4,352,752.99	\$3,464,242.67	



**Medina City School District**  
Recreation Center Update

Date	Description	District Revenue	District Expenses	City Reimbursements	Total Balance
July 1, 2022	Beginning Balance (003-9001)				\$ 169,189.30
July	Field Assessment and Preliminary Design - Parking		\$700.00		\$ 168,489.30
	Removal of Window and Convert to Door		\$6,053.54		\$ 162,435.76
	Roberts Roofing			\$29,025.00	\$ 191,460.76
August	Field Assessment and Preliminary Design - Parking		\$3,943.95		\$ 187,516.81
	Paving Summer 2022 Project		\$79,172.29		\$ 108,344.52
September	Removal of Window and Convert to Door			\$6,053.54	\$ 114,398.06
	Pool Pump and Repair to Motor		\$4,784.60		\$ 109,613.46
	Field Assessment and Preliminary Design - Parking		\$425.74		\$ 109,187.72
	Roberts Roofing		\$2,232.00		\$ 106,955.72
October	Transfer from 001	\$10,000.00			\$ 116,955.72
	Pool Pump and Repair to Motor			\$2,392.30	\$ 119,348.02
	Paving Summer 2022 Project			\$39,586.14	\$ 158,934.16
November	Main Entrance - Flooring		\$15,678.48		\$ 143,255.68
	Roberts Roofing			\$1,116.00	\$ 144,371.68
December	Field Assessment and Preliminary Design - Parking			\$4,934.84	\$ 149,306.52
	Roof Replacement and Evaluation		\$1,385.00		\$ 147,921.52
	Paving Summer 2022 Project		\$8,796.92		\$ 139,124.60
	Main Entrance - Flooring			\$7,839.24	\$ 146,963.84
January	Paving Summer 2022 Project			\$4,398.46	\$ 151,362.30
	Rec Center Roofing		\$17,813.00		\$ 133,549.30
February	Transfer from 001	\$120,000.00			\$ 253,549.30
	Rec Center Roofing			\$8,906.50	\$ 262,455.80
March	Spa Repairs		\$5,988.03		\$ 256,467.77
April	Spa Repairs			\$2,994.01	\$ 259,461.78
	Competition Pool		\$9,361.41		\$ 250,100.37
Total Revenues, Expenditures and Reimbursements		\$ 130,000.00	\$ 156,334.96	\$ 107,246.03	

**Monthly Investment Summary**  
**Medina City School District**  
**US Bank Custodian Acct Ending x70982**  
 April 30, 2023

**Monthly Cash Flow Activity**

**From 03-31-23 through 04-30-23**

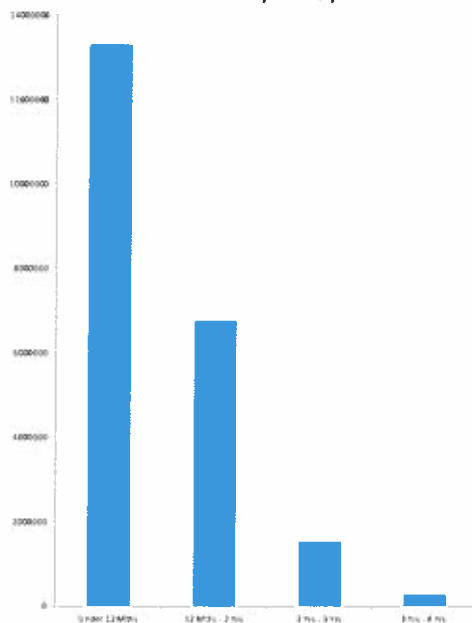
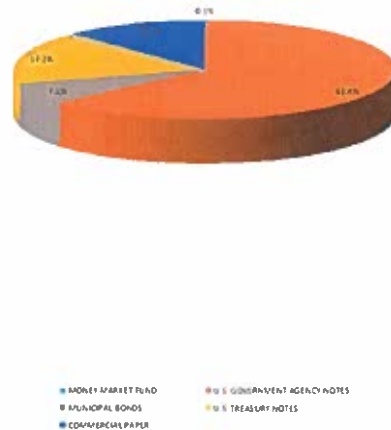
Beginning Book Value	22,729,817.43
Contributions	0.00
Withdrawals	0.00
Realized Gains/Losses	0.00
Gross Interest Earnings	2,174.49
Ending Book Value	22,731,991.92

**Market Value Summary**

Security Type	Market Value	Pct. Assets	Avg Yield at Cost	Wght Avg Mat
<b>Money Market Fund</b>				
MONEY MARKET FUND	16,524.64	0.1	4.71	0.00
<b>Fixed Income</b>				
MUNICIPAL BONDS	1,557,614.00	7.1	0.75	1.32
U.S. GOVERNMENT AGENCY NOTES	13,851,101.17	63.4	0.42	1.16
U.S. TREASURY NOTES	3,759,121.70	17.2	0.34	0.54
Accrued Interest	28,588.41	0.1		
<b>Commercial Paper</b>				
COMMERCIAL PAPER	2,651,144.88	12.1	5.24	0.34
<b>TOTAL PORTFOLIO</b>	<b>21,864,094.81</b>	<b>100.0</b>	<b>1.02</b>	<b>0.97</b>

**Maturity Distribution**

**Distribution by Maturity**


**Security Type Allocation**

**Disclosures:**

RedTree's internal accounting system is used as the source of the market value of this account. Although obtained from a source believed to be reliable, we cannot guarantee its accuracy. You should review all account statements provided by the custodian and compare with the statements provided by RedTree.

Questions? Call 888.596.2293 or email [info@redtreeinv.com](mailto:info@redtreeinv.com)

**Portfolio Holdings Report**  
**Medina City School District**  
**US Bank Custodian Acct Ending x70982**  
 April 30, 2023

Quantity	Cusip	Security Description	Moody's	S&P	Cost Basis	Market Value	Yield at Cost	Wtd Maturity	Purchase Date
<b>U.S. GOVERNMENT AGENCY NOTES</b>									
1,000,000	3137EAEV7	Federal Home Ln Mtg 0.250% Due 08-24-23	Aaa	AA+	999,630.00	984,610.70	0.26	0.31	10-08-20
500,000	3133EL6J8	Federal Farm Credit Bank 0.220% Due 09-08-23	Aaa	AA+	499,855.00	491,288.16	0.23	0.35	04-08-21
1,000,000	3133EMUF7	Federal Farm Credit Bank 0.220% Due 09-22-23	Aaa	AA+	999,198.00	980,968.12	0.25	0.39	03-22-21
1,000,000	3135G06H1	Federal Natl Mtg Assoc 0.250% Due 11-27-23	Aaa	AA+	998,860.00	973,469.87	0.29	0.56	11-25-20
460,000	3137EAF2	Federal Home Ln Mtg 0.250% Due 12-04-23	Aaa	AA+	459,434.20	447,216.51	0.30	0.58	04-14-21
625,000	3133EMRZ7	Federal Farm Credit Bank 0.250% Due 02-26-24	Aaa	AA+	623,324.16	601,577.18	0.34	0.80	03-09-21
385,000	3133EMRZ7	Federal Farm Credit Bank 0.250% Due 02-26-24	Aaa	AA+	384,110.65	370,571.54	0.33	0.80	03-31-21
1,000,000	3130ALSG0	Federal Home Ln Bank 0.250% Due 03-08-24	Aaa	AA+	998,332.00	960,457.51	0.31	0.83	05-24-21
240,000	3133EMTW2	Federal Farm Credit Bank 0.300% Due 03-18-24	Aaa	AA+	239,805.60	230,322.53	0.33	0.86	04-27-21
1,200,000	3133EMGF3	Federal Farm Credit Bank 0.350% Due 05-16-24	Aaa	AA+	1,197,900.00	1,142,088.73	0.40	1.02	11-19-20
115,000	3130ANMM9	Federal Home Ln Bank 0.540% Due 08-26-24	Aaa	AA+	115,000.00	108,606.44	0.54	1.29	08-26-21
750,000	3130ANX88	Federal Home Ln Bank 0.500% Due 09-27-24	Aaa	AA+	749,775.00	705,936.59	0.51	1.37	09-27-21
1,500,000	3130ALQV9	Federal Home Ln Bank 0.570% Due 09-30-24	Aaa	AA+	1,500,000.00	1,414,267.54	0.57	1.38	03-30-21
500,000	3130ALTH7	Federal Home Ln Bank 0.510% Due 09-30-24	Aaa	AA+	500,000.00	470,568.21	0.51	1.38	03-30-21
415,000	3130AKDS2	Federal Home Ln Bank 0.390% Due 10-28-24	Aaa	AA+	415,402.55	388,903.00	0.36	1.46	02-19-21
1,000,000	3135G06E8	Federal Natl Mtg Assoc 0.420% Due 11-18-24	Aaa	AA+	998,250.00	935,944.82	0.46	1.51	11-18-20
1,200,000	3133EMER9	Federal Farm Credit Bank 0.470% Due 01-27-25	Aaa	AA+	1,198,620.00	1,115,700.67	0.50	1.69	10-29-20
800,000	3134GXDM3	Federal Home Ln Mtg 0.620% Due 12-01-25	Aaa	AA+	799,400.00	729,366.84	0.64	2.51	12-02-20
380,000	3134GXHD9	Federal Home Ln Mtg 0.700% Due 12-23-25	Aaa	AA+	380,000.00	346,642.09	0.70	2.57	12-23-20
500,000	3130AKZ25	Federal Home Ln Bank 0.650% Due 02-26-26	Aaa	AA+	500,000.00	452,594.10	0.65	2.74	02-26-21
Accrued Interest						13,648.74			
					14,556,897.16	13,864,749.91	0.42	1.16	
<b>MUNICIPAL BONDS</b>									
345,000	244721FK7	Defiance CSD, OH GO 4.000% Due 12-01-23	Aa2		376,891.80	342,826.50	1.20	0.56	07-16-20
500,000	677581JA9	State of Ohio, OH REV 0.300% Due 12-15-23	Aa2	AA	500,000.00	485,670.00	0.30	0.61	06-08-21
500,000	677581JB7	State of Ohio, OH REV 0.520% Due 12-15-24	Aa2	AA	500,000.00	467,330.00	0.52	1.58	06-08-21
250,000	668180CW0	Northwestern LSD, OH GO 5.820% Due 12-01-26	Aa2		304,310.00	261,787.50	1.42	3.15	10-12-21
Accrued Interest						13,361.39			
					1,681,201.80	1,570,975.39	0.75	1.32	

**Disclosures:**

RedTree's internal accounting system is used as the source of the market value of this account. Although obtained from a source believed to be reliable, we cannot guarantee its accuracy. You should review all account statements provided by the custodian and compare with the statements provided by RedTree.

Questions? Call 888.596.2293 or email [info@redtreeinv.com](mailto:info@redtreeinv.com)

**Portfolio Holdings Report**  
**Medina City School District**  
**US Bank Custodian Acct Ending x70982**  
 April 30, 2023

Quantity	Cusip	Security Description	Moody's	S&P	Cost Basis	Market Value	Yield at Cost	Wtd Maturity	Purchase Date
<b>U.S. TREASURY NOTES</b>									
1,045,000	91282CCK5	US Treasury Note 0.125% Due 06-30-23	Aaa	AA+	1,041,938.47	1,036,746.32	0.27	0.17	06-30-21
810,000	91282CDA6	US Treasury Note 0.250% Due 09-30-23	Aaa	AA+	809,086.59	794,685.94	0.31	0.41	09-30-21
500,000	91282CAW1	US Treasury Note 0.250% Due 11-15-23	Aaa	AA+	497,148.44	487,519.53	0.54	0.53	11-15-21
950,000	91282CBR1	US Treasury Note 0.250% Due 03-15-24	Aaa	AA+	948,033.21	912,964.84	0.33	0.85	08-09-21
550,000	91282CBV2	US Treasury Note 0.375% Due 04-15-24	Aaa	AA+	549,978.52	527,205.08	0.38	0.94	09-20-21
	Accrued Interest					1,578.29			
					3,846,185.23	3,760,699.99	0.34	0.54	
<b>COMMERCIAL PAPER</b>									
770,000	89233HTU8	Toyota Motor Credit 0.000% Due 06-28-23	P-1	A-1+	756,767.55	763,422.66	5.00	0.16	02-22-23
710,000	78013WUA6	Royal Bank of Canada (RBC) 0.000% Due 07-10-23	P-1	A-1+	698,935.84	702,762.26	5.18	0.20	03-22-23
220,000	89233HW75	Toyota Motor Credit 0.000% Due 09-07-23	P-1	A-1+	215,079.70	215,856.96	5.08	0.35	03-29-23
1,000,000	89119BYT7	TD USA 0.000% Due 11-27-23	P-1	A-1+	960,400.00	969,103.00	5.50	0.57	03-02-23
					2,631,183.09	2,651,144.88	5.24	0.34	
<b>MONEY MARKET FUND</b>									
	USBMMF	First American Treasury Obligations Fund			16,524.64	16,524.64	4.71		
<b>TOTAL PORTFOLIO</b>					22,731,991.92	21,864,094.81	1.02	0.97	

**Disclosures:**

RedTree's internal accounting system is used as the source of the market value of this account. Although obtained from a source believed to be reliable, we cannot guarantee its accuracy. You should review all account statements provided by the custodian and compare with the statements provided by RedTree.

Questions? Call 888.596.2293 or email [info@redtreeinv.com](mailto:info@redtreeinv.com)



Monthly Activity Reports  
Medina City School District  
US Bank Custodian Acct Ending x70982  
From 04-01-23 Through 04-30-23

GROSS INTEREST INCOME

Ex-Date	Pay-Date	Security	Amount
<b>U.S. GOVERNMENT AGENCY NOTES</b>			
04-28-23	04-28-23	Federal Home Ln Bank 0.390% Due 10-28-24	809.25
<b>U.S. TREASURY NOTES</b>			
04-17-23	04-17-23	US Treasury Note 0.375% Due 04-15-24	1,031.25
<b>MONEY MARKET FUND</b>			
04-03-23	04-03-23	First American Treasury Obligations Fund	333.99
<b>GROSS INCOME</b>			<b>2,174.49</b>

Disclosures:

RedTree's internal accounting system is used as the source of the market value of this account. Although obtained from a source believed to be reliable, we cannot guarantee its accuracy. You should review all account statements provided by the custodian and compare with the statements provided by RedTree.

Questions? Call 888.596.2293 or email [info@redtreeinv.com](mailto:info@redtreeinv.com)



**Purchase and Sale**  
**Medina City School District**  
**US Bank Custodian Acct Ending x70982**  
From 04-01-23 Through 04-30-23

Trade Date	Settle Date	Quantity	Security	Unit Price	Amount
---------------	----------------	----------	----------	---------------	--------

No transactions were found!

**Disclosures:**

RedTree's internal accounting system is used as the source of the market value of this account. Although obtained from a source believed to be reliable, we cannot guarantee its accuracy. You should review all account statements provided by the custodian and compare with the statements provided by RedTree.

Questions? Call 888.596.2293 or email [info@redtreeinv.com](mailto:info@redtreeinv.com)



Realized Gains/Losses  
Medina City School District  
US Bank Custodian Acct Ending x70982  
From 04-01-23 Through 04-30-23

Open Date	Close Date	Quantity	Security	Cost Basis	Proceeds	Gain Or Loss	
						Short Term	Long Term
TOTAL GAINS						0.00	0.00
TOTAL LOSSES						0.00	0.00
						0.00	0.00
TOTAL REALIZED GAIN/LOSS		0.00				0.00	0.00

Disclosures:

RedTree's internal accounting system is used as the source of the market value of this account. Although obtained from a source believed to be reliable, we cannot guarantee its accuracy. You should review all account statements provided by the custodian and compare with the statements provided by RedTree.

Questions? Call 888.596.2293 or email [info@redtreeinv.com](mailto:info@redtreeinv.com)

ENV# CEBNTMPTBBLVGQL\_BBBBB  
FIFTH THIRD SECURITIES, INC.  
MD 1M0B2A  
3050 KINGSLEY DRIVE  
CINCINNATI, OH 45263

MEDINA CITY SCHOOLS  
DAVID CHAMBERS  
739 WEYMOUTH RD  
MEDINA OH 44256



---

**STATEMENT FOR THE PERIOD APRIL 1, 2023 TO APRIL 30, 2023**

MEDINA CITY SCHOOLS - Corporation  
Account Number: [REDACTED]

---

**For questions about your accounts:**  
In-State: 614 744 5496  
National: 888 889 1025

By the courtesy of:  
Carter & Savage

---

<b>TOTAL VALUE OF YOUR PORTFOLIO</b>	<b>\$7,963,362.61</b>
--------------------------------------	-----------------------

---

---

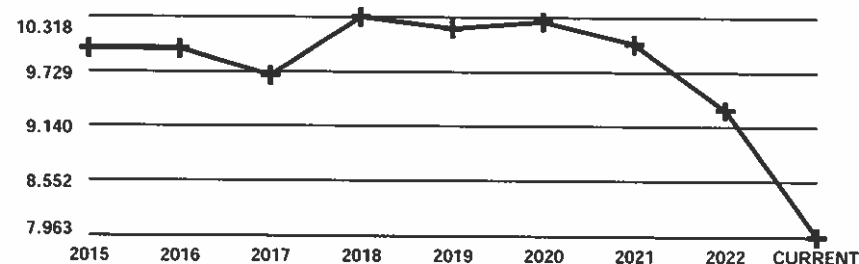
**FOR YOUR INFORMATION**

Fifth Third Securities, Inc. Investments offered through Fifth Third Securities, Inc., member FINRA/SIPC

---

**CHANGE IN VALUE OF YOUR PORTFOLIO**

\$ millions



*Change In Value Of Your Portfolio* information can be found in Miscellaneous Footnotes at the end of this statement.

**Fifth Third Securities, Inc.**

MN\_CEBNTMPTBBLVGQL\_BBBBB 20230428

Account carried with National Financial Services LLC, Member  
NYSE, SIPC



Statement for the Period April 1, 2023 to April 30, 2023

MEDINA CITY SCHOOLS - Corporation

Account Number: [REDACTED]



## Account Overview

CHANGE IN ACCOUNT VALUE	Current Period	Year-to-Date
BEGINNING VALUE	\$7,954,174.45	\$9,329,696.10
Additions and Withdrawals	(\$3,733.95)	(\$1,530,769.87)
Misc. & Corporate Actions	\$0.00	\$0.00
Income	\$3,733.95	\$29,276.42
Taxes, Fees and Expenses	\$0.00	\$0.00
Change in Value	\$9,188.16	\$135,159.96
ENDING VALUE (AS OF 04/30/23)	\$7,963,362.61	\$7,963,362.61

Refer to Miscellaneous Footnotes for more information on Change in Value.

INCOME	Current Period	Year-to-Date
TAXABLE		
Taxable Dividends	\$1.58	\$3,642.36
Taxable Interest	\$3,732.37	\$25,634.06
TOTAL TAXABLE	\$3,733.95	\$29,276.42
TOTAL INCOME	\$3,733.95	\$29,276.42

Taxable income is determined based on information available to NFS at the time the statement was prepared, and is subject to change. Final information on taxation of interest and dividends is available on Form 1099-Div, which is mailed in February of the subsequent year.

REALIZED GAIN (LOSS)	Current Period	Year-to-Date
Short Term Gain	\$0.00	\$0.00
Short Term Loss	\$0.00	\$0.00
Disallowed Short Term Loss	\$0.00	\$0.00
TOTAL SHORT TERM GAIN (LOSS)	\$0.00	\$0.00

## ACCOUNT ALLOCATION



	Percent	Prior Period	Current Period
CDs	17.9 %	\$1,415,384.75	\$1,421,684.06
Municipal Bonds	24.1	\$1,921,184.70	\$1,922,991.30
U.S. Treasury / Agency Sec.	58.0	\$4,617,605.00	\$4,618,687.25
TOTAL	100.0 %	\$7,954,174.45	\$7,963,362.61

*Account Allocation* shows the percentage that each asset class represents of your total account value. Account Allocation for equities, fixed income, and other categories may include mutual funds and may be net of short positions. NFS has made assumptions concerning how certain mutual funds are allocated. Closed-end mutual funds and Exchange Traded Products (ETPs) listed on an exchange may be included in the equity allocation. The chart may not reflect your actual portfolio allocation. Consult your broker/dealer prior to making investment decisions.

Fifth Third Securities, Inc.

MN\_CEBNTMPTBBLVGQL\_BBBBB 20230428

Account carried with National Financial Services LLC, Member  
NYSE, SIPC

Statement for the Period April 1, 2023 to April 30, 2023

MEDINA CITY SCHOOLS - Corporation

Account Number: [REDACTED]



## Account Overview *continued*

REALIZED GAIN (LOSS) <i>continued</i>	Current Period	Year-to-Date
Long Term Gain	\$0.00	\$0.00
Long Term Loss	\$0.00	\$8,786.25
Disallowed Long Term Loss	\$0.00	\$0.00
<b>TOTAL LONG TERM GAIN (LOSS)</b>	<b>\$0.00</b>	<b>(\$8,786.25)</b>

*NFS-provided cost basis, realized gain (loss) and holding period information may not reflect all adjustments necessary for your tax reporting purposes. Please refer to Footnotes and Cost Basis Information at the end of this statement for more information.*

### MESSAGES AND ALERTS

Customers wishing to learn more about their investment professional can contact the FINRA BrokerCheck Hotline Number at 1-800-289-9999 or visit the FINRA Regulation website [www.finra.org](http://www.finra.org). Customers can also obtain an investor brochure that includes information describing the FINRA BrokerCheck program by contacting Brokerage Operations 1-888-889-1025.

Customers wishing to learn more about how an order is routed or executed should notify their investment professional in writing. Pursuant to SEC rules, customers can request details on the identity of the venue to which their orders were routed for execution. A written report will be furnished upon request. To learn more about how your order is routed online, please visit <https://www.53.com/investments>.

Please note that the FDIC insured deposit at Fifth Third Bank under the Fifth Third BD Program is not covered by SIPC. The FDIC insured deposit is eligible for FDIC insurance subject to FDIC coverage limits at the time funds are deposited at Fifth Third Bank. As referenced in the Fifth Third BD Program disclosure document, clients are responsible for monitoring their total assets at Fifth Third Bank to determine the extent of available FDIC coverage.

Fifth Third Securities reminds you to please promptly report any inaccuracies or discrepancies in your account to Brokerage Operations by calling 1-888-889-1025. Please reconfirm any oral communications in writing to your investment professional to further protect your rights under the Securities Investor Protection Act SIPA. Visit [53.com/FTSdisclosure](http://53.com/FTSdisclosure) to find important disclosures for retail investors, which includes information on the services our firm offers, fees, costs, and conflicts of interest.

**Statement for the Period April 1, 2023 to April 30, 2023**

MEDINA CITY SCHOOLS - Corporation

Account Number: [REDACTED]



## Holdings

NFS-provided cost basis, realized gain (loss) and holding period information may not reflect all adjustments necessary for tax purposes. Please refer to Footnotes and Cost Basis Information at the end of this statement for more information.

For additional information regarding your holdings, please refer to the footnotes at the end of the statement.

**Client Investment** - Reflects the amount from share purchases, transfers and conversions that have customer or third party provided cost basis. The amount does not reflect all account activity, including, but not limited to shares acquired via certain corporate actions, gifted/inherited, date of death step-up, or dividend reinvestments. The amount may fluctuate over time based on activity within the account due to buying, transferring or converting additional shares or selling all or part of a security. Transfers or conversions that do not have cost basis will not be reflected in the Client Investment amount. The reflected Client Investment amount does not represent your cost basis reported on IRS Form 1099-B, as it is a separate calculation.

### FIXED INCOME - 100.00% of Total Account Value

For an explanation of fixed income pricing, please see the last page. Redemption schedule(s), bond rating(s), and other information are provided where available. If information does not appear regarding a particular investment, it is not available.

**Copyright 2022, S&P Global Market Intelligence.** Reproduction of any information, data or material, including ratings ("Content") in any form is prohibited except with the prior written permission of the relevant party. Such party, its affiliates and suppliers ("Content Providers") do not guarantee the accuracy, adequacy, completeness, timeliness or availability of any Content and are not responsible for any errors or omissions (negligent or otherwise), regardless of the cause, or for the results obtained from the use of such Content. In no event shall Content Providers be liable for any damages, costs, expenses, legal fees, or losses (including lost income or lost profit and opportunity costs) in connection with any use of the Content. A reference to a particular investment or security, a rating or any observation concerning an investment that is part of the Content is not a recommendation to buy, sell or hold such investment or security, does not address the suitability of an investment or security and should not be relied on as investment advice. Credit ratings are statements of opinions and are not statements of fact.

**Moody's® Copyright 2022, Moody's Investors Service, Inc. ("Moody's").** Moody's ratings ("Ratings") are proprietary to Moody's or its affiliates and are protected by copyright and other intellectual property laws. Ratings are licensed to Licensee by Moody's. RATINGS MAY NOT BE COPIED OR OTHERWISE REPRODUCED, REPACKAGED, FURTHER TRANSMITTED, TRANSFERRED, DISSEMINATED, REDISTRIBUTED OR RESOLD, OR STORED FOR SUBSEQUENT USE FOR ANY SUCH PURPOSE, IN WHOLE OR IN PART, IN ANY FORM OR MANNER OR BY ANY MEANS WHATSOEVER, BY ANY PERSON WITHOUT MOODY'S PRIOR WRITTEN CONSENT. Moody's® is a registered trademark.

Description	Symbol/Cusip Account Type	Quantity	Estimated Price on 04/30/23	Estimated Current Market Value	Estimated Annual Income	Original/Adjusted Cost Basis	Unrealized Gain (Loss)
-------------	------------------------------	----------	-----------------------------------	--------------------------------------	----------------------------	---------------------------------	---------------------------

### CDs

Certificates of Deposit (CDs), including Market Indexed CDs and Market Linked CDs (collectively, MCDs) are generally shown at estimated market prices based upon a matrix or model pricing method that may not represent the actual price if sold prior to maturity. However, CDs and MCDs may be shown at face value for up to seven calendar days from date of issue if estimated market prices have not been received from a third party pricing vendor. The actual value of CDs and MCDs may be different from their purchase price. CDs and MCDs are subject to interest rate risk. The estimated market price reflected for MCDs may not be based on the actual closing value of the linked market index on the final maturity date and the market value of MCDs may not correspond directly to increases or decreases in the underlying linked market index. You may sell CDs or MCDs in the secondary market subject to market conditions. The secondary market for CDs and MCDs is generally illiquid. If sold prior to maturity, the value of MCDs may be less than the purchase amount or face value. The sale or redemption of any fixed income security prior to maturity may result in a substantial gain or loss, and an early withdrawal penalty may apply. Certain MCDs may only be redeemed on pre-specified liquidation dates and may have call features that allow the issuer to call the MCD prior to maturity. Certain Step Rate CDs are also subject to reinvestment risk if call provisions are exercised by the issuer and if a CD with a comparable rate is not available.

See sales materials or contact your broker/dealer for additional information.

FLAGSTAR BK NATL ASSN HICKSVI CD	649447UHO	249,000	\$0.9722	\$242,077.80	\$747.00	\$249,000.00	
----------------------------------	-----------	---------	----------	--------------	----------	--------------	--

Fifth Third Securities, Inc.

Account carried with National Financial Services LLC, Member  
NYSE, SIPC

MN\_CEBNTMPTBBLVGQL\_BBBBB 20230428

Statement for the Period April 1, 2023 to April 30, 2023

MEDINA CITY SCHOOLS - Corporation  
Account Number: [REDACTED]



FIXED INCOME *continued*

Description	Symbol/Cusip Account Type	Quantity	Estimated Price on 04/30/23	Estimated Current Market Value	Estimated Annual Income	Original/Adjusted Cost Basis	Unrealized Gain (Loss)
<b>FLAGSTAR BK NATL ASSN HICKSVI CD</b> 0.30000% 12/11/2023 FDIC INSURED CPN PMT SEMI-ANNUAL ON JUN 11, DEC 11 Next Interest Payable: 06/11/23 Estimated Yield 0.30% Accrued Interest \$288.57 Average Unit Cost \$1.00 Client Investment \$249,000.00 Adjusted Cost Basis	649447UHO CASH	<i>continued</i>				\$249,000.00 D	(\$6,922.20)
<b>MORGAN STANLEY BK N A CD 0.35000%</b> 01/08/2024 FDIC INSURED CPN PMT QUARTERLY ON OCT 08, JAN 08, APR 08, JUL 08 Next Interest Payable: 07/08/23 STEP COUPON RESET FREQUENCY TERM MODE NEXT RESET 07/08/2023 @ 0.50000 Estimated Yield 0.36% Accrued Interest \$52.53 Average Unit Cost \$1.00 Client Investment \$249,000.00 Adjusted Cost Basis	61765QQ28 CASH	249,000	\$0.96979	\$241,477.71	\$871.50	\$249,000.00 D	(\$7,522.29)
<b>CFBANK FAIRLAWN OH CD 2.80000%</b> 03/15/2024 FDIC INSURED CPN PMT MONTHLY Next Interest Payable: 05/15/23 Estimated Yield 2.85% Accrued Interest \$288.44 Average Unit Cost \$1.00 Client Investment \$235,000.00 Adjusted Cost Basis	15721UCY3 CASH	235,000	\$0.98211	\$230,795.85	\$6,580.00	\$235,000.00 D	(\$4,204.15)
<b>FIRST ST BK BUXTON ND CD 2.40000%</b> 05/30/2024 FDIC INSURED CPN PMT MONTHLY Next Interest Payable: 05/30/23 Estimated Yield 2.46% Accrued Interest \$16.11	31860PAL2 CASH	245,000	\$0.97373	\$238,563.85	\$5,880.00	\$245,000.00	

Fifth Third Securities, Inc.

Account carried with National Financial Services LLC. Member  
NYSE, SIPC

MN\_CEBNTMPTBBLVGQL\_BBBBB 20230428

Statement for the Period April 1, 2023 to April 30, 2023

MEDINA CITY SCHOOLS - Corporation  
Account Number: [REDACTED]



FIXED INCOME *continued*

Description	Symbol/Cusip Account Type	Quantity	Estimated Price on 04/30/23	Estimated Current Market Value	Estimated Annual Income	Original/Adjusted Cost Basis	Unrealized Gain (Loss)
<b>FIRST ST BK BUXTON ND CD 2.40000%</b>	31860PAL2	<b>continued</b>					
Average Unit Cost \$1.00							
Client Investment \$245,000.00							
Adjusted Cost Basis						\$245,000.00 D	(\$6,436.15)
<b>STATE BK REESEVILLE WIS CD 2.25000%</b>	856487AX1	240,000	\$0.97009	\$232,821.60	\$5,400.00	\$240,000.00	
06/28/2024 FDIC INSURED	CASH						
CPN PMT MONTHLY							
Next Interest Payable: 05/28/23							
Estimated Yield 2.31%							
Accrued Interest \$44.38							
Average Unit Cost \$1.00							
Client Investment \$240,000.00							
Adjusted Cost Basis						\$240,000.00 D	(\$7,178.40)
<b>RAYMOND JAMES BK NATL ASSN CD 2.00000%</b>	75472RAE1	245,000	\$0.96305	\$235,947.25	\$4,900.00	\$245,000.00	
08/23/2024 FDIC INSURED	CASH						
CPN PMT SEMI-ANNUAL							
ON FEB 23, AUG 23							
Next Interest Payable: 08/23/23							
Estimated Yield 2.07%							
Accrued Interest \$899.45							
Average Unit Cost \$1.00							
Client Investment \$245,000.00							
Adjusted Cost Basis						\$245,000.00 D	(\$9,052.75)
<b>Total CDs</b>		<b>1,463,000</b>		<b>\$1,421,684.06</b>	<b>\$24,378.50</b>	<b>\$1,463,000.00</b>	<b>(\$41,315.94)</b>
<b>Municipal Bonds</b>							
<b>COLUMBUS OHIO ST CMNTY COLLEGE 00.56700%</b>	19954VAJ6	460,000	\$93.473	\$429,975.80	\$2,608.20	\$453,645.40	
12/01/2024 TAXABLE FACS CONSTR IMPT GO	CASH						
UNLTD TAX BDS SER. 2020 B							
UNLIMITED GEN OBLIG							
MOODY'S Aa1 /S&P AA							
CPN PMT SEMI-ANNUAL							
ON JUN 01, DEC 01							
Next Interest Payable: 06/01/23							
Accrued Interest \$1086.75							
Average Unit Cost \$98.62							
Client Investment \$453,645.40							
Adjusted Cost Basis						\$453,645.40 D	(\$23,669.60)

Fifth Third Securities, Inc.

Account carried with National Financial Services LLC, Member  
NYSE, SIPC

MN\_CEBNTMPTBBLVGQL\_BBBBB 20230428

Statement for the Period April 1, 2023 to April 30, 2023

MEDINA CITY SCHOOLS - Corporation  
Account Number: [REDACTED]



FIXED INCOME *continued*

Description	Symbol/Cusip Account Type	Quantity	Estimated Price on 04/30/23	Estimated Current Market Value	Estimated Annual Income	Original/Adjusted Cost Basis	Unrealized Gain (Loss)
<b>COLUMBUS OHIO ST CMNTY COLLEGE 00.56700%</b>	19954VAJ6	<i>continued</i>					
Unrealized Market Discount Income	\$753.90 Q						
<b>CENTERVILLE OHIO CITY SCH DIST 00.81900%</b>	152239JX8	250,000	\$91.375	\$228,437.50	\$2,047.50	\$250,772.50	
12/01/2025 TAXABLE UNLTD TAX GO IMPT REF	CASH						
BDS SER. 2020							
UNLIMITED GEN OBLIG							
MOODY'S Aa1							
CPN PMT SEMI-ANNUAL							
ON DEC 01, JUN 01							
Next Interest Payable: 06/01/23							
Accrued Interest \$853.13							
Average Unit Cost \$100.18							
Client Investment \$250,772.50							
Adjusted Cost Basis						\$250,441.14 D	(\$22,003.64)
<b>FRANKLIN CNTY OHIO TAXABLE GO LTD TAX</b>	3531727W3	1,400,000	\$90.327	\$1,264,578.00	\$11,900.00	\$1,400,000.00	
00.85000% 06/01/2026 VAR PURP REF BDS	CASH						
SER. 2021 B							
LIMITED GEN OBLIG							
MOODY'S Aaa /S&P AAA							
CPN PMT SEMI-ANNUAL							
ON DEC 01, JUN 01							
Next Interest Payable: 06/01/23							
Accrued Interest \$4958.33							
Average Unit Cost \$100.00							
Client Investment \$1,400,000.00							
Adjusted Cost Basis						\$1,400,000.00 D	(\$135,422.00)
<b>Total Municipal Bonds</b>		<b>2,110,000</b>		<b>\$1,922,991.30</b>	<b>\$16,555.70</b>	<b>\$2,104,086.54</b>	<b>(\$181,095.24)</b>
<b>U.S. Treasury / Agency Securities</b>							
<b>FEDERAL NATL MTG ASSN NOTE 0.42000%</b>	3135G06E8	275,000	\$93.647	\$257,529.25	\$1,155.00	\$274,835.00	
11/18/2024	CASH						
MOODY'S Aaa /S&P AA+							
CPN PMT SEMI-ANNUAL							
ON MAY 18, NOV 18							
Next Interest Payable: 05/18/23							
CALLABLE ON 05/18/2023 @ 100.0000							
Accrued Interest \$522.96							
Average Unit Cost \$99.94							

Fifth Third Securities, Inc.

Account carried with National Financial Services LLC, Member  
NYSE, SIPC

MN\_CEBNTMPTBBLVGQL\_BBBBB 20230428

Statement for the Period April 1, 2023 to April 30, 2023

MEDINA CITY SCHOOLS - Corporation  
Account Number: [REDACTED]



FIXED INCOME *continued*

Description	Symbol/Cusip Account Type	Quantity	Estimated Price on 04/30/23	Estimated Current Market Value	Estimated Annual Income	Original/Adjusted Cost Basis	Unrealized Gain (Loss)
<b>FEDERAL NATL MTG ASSN NOTE 0.42000%</b>	3135G06E8	<b>continued</b>					
Client Investment						\$274,835.00	
Adjusted Cost Basis							(\$17,305.75)
<b>FEDERAL HOME LOAN BA SER HR-9025</b>	3130AQRN5	1,000,000	\$95.425	\$954,250.00	\$11,500.00	\$994,230.00	
1.15000% 02/18/2025	CASH						
MOODY'S Aaa /S&P AA+							
CPN PMT SEMI-ANNUAL							
ON AUG 18, FEB 18							
Next Interest Payable: 08/18/23							
CALLABLE ON 05/18/2023 @ 100.0000							
STEP COUPON							
RESET FREQUENCY TERM MODE							
NEXT RESET 08/18/2023 @ 2.15000							
Accrued Interest \$2300.00							
Average Unit Cost \$99.42							
Client Investment \$994,230.00							
Adjusted Cost Basis						\$994,230.00	(\$39,980.00)
<b>FEDERAL FARM CR BKS BOND 0.53000%</b>	3133EMFC1	1,000,000	\$92.07	\$920,700.00	\$5,300.00	\$998,500.00	
07/29/2025	CASH						
MOODY'S Aaa /S&P AA+							
CPN PMT SEMI-ANNUAL							
ON JAN 29, JUL 29							
Next Interest Payable: 07/29/23							
CONTINUOUSLY CALLABLE FROM 10/29/2021							
CALLABLE ON 05/04/2023 @ 100.0000							
Accrued Interest \$1354.44							
Average Unit Cost \$99.85							
Client Investment \$998,500.00							
Adjusted Cost Basis						\$998,500.00	(\$77,800.00)
<b>FEDERAL FARM CR BKS BOND 0.61000%</b>	3133EL4W1	1,000,000	\$92.06	\$920,600.00	\$6,100.00	\$1,000,000.00	
08/25/2025	CASH						
MOODY'S Aaa /S&P AA+							
CPN PMT SEMI-ANNUAL							
ON FEB 25, AUG 25							
Next Interest Payable: 08/25/23							
CONTINUOUSLY CALLABLE FROM 02/25/2021							
CALLABLE ON 05/04/2023 @ 100.0000							
Accrued Interest \$1118.33							

Fifth Third Securities, Inc.

Account carried with National Financial Services LLC. Member  
NYSE, SIPC

MN\_CEBNTMPTBBLVGQL\_BBBBB 20230428

Statement for the Period April 1, 2023 to April 30, 2023

MEDINA CITY SCHOOLS - Corporation  
Account Number: [REDACTED]



FIXED INCOME *continued*

Description	Symbol/Cusip Account Type	Quantity	Estimated Price on 04/30/23	Estimated Current Market Value	Estimated Annual Income	Original/Adjusted Cost Basis	Unrealized Gain (Loss)
<b>FEDERAL FARM CR BKS BOND 0.61000%</b>	3133EL4W1	<i>continued</i>					
Average Unit Cost \$100.00							
Client Investment \$1,000,000.00							
Adjusted Cost Basis						\$1,000,000.00 D	(\$79,400.00)
<b>FEDERAL HOME LOAN BA SER L7-2026</b>	3130ALVT8	1,000,000	\$92.935	\$929,350.00	\$15,000.00	\$1,000,000.00	
1.50000% 04/14/2026	CASH						
MOODY'S Aaa /S&P AA+							
CPN PMT SEMI-ANNUAL							
ON OCT 14, APR 14							
Next Interest Payable: 10/14/23							
STEP COUPON							
RESET FREQUENCY TERM MODE							
Accrued Interest \$666.67							
Average Unit Cost \$100.00							
Client Investment \$1,000,000.00							
Adjusted Cost Basis						\$1,000,000.00 D	(\$70,650.00)
<b>FEDERAL HOME LOAN BA SER TX-9026</b>	3130ANZM5	700,000	\$90.894	\$636,258.00	\$5,250.00	\$698,999.00	
0.75000% 09/30/2026	CASH						
MOODY'S Aaa /S&P AA+							
CPN PMT SEMI-ANNUAL							
ON MAR 30, SEP 30							
Next Interest Payable: 09/30/23							
CALLABLE ON 06/30/2023 @ 100.0000							
STEP COUPON							
RESET FREQUENCY TERM MODE							
NEXT RESET 09/30/2023 @ 0.85000							
Accrued Interest \$437.50							
Average Unit Cost \$99.86							
Client Investment \$698,999.00							
Adjusted Cost Basis						\$698,999.00 D	(\$62,741.00)
<b>Total U.S. Treasury / Agency Securities</b>		<b>4,975,000</b>		<b>\$4,618,687.25</b>	<b>\$44,305.00</b>	<b>\$4,966,564.00</b>	<b>(\$347,876.75)</b>
<b>Total Fixed Income</b>		<b>8,548,000</b>		<b>\$7,963,362.61</b>	<b>\$85,239.20</b>	<b>\$8,533,650.54</b>	<b>(\$570,287.93)</b>
<b>Total Fixed Income Client Investment</b>	<b>\$8,533,981.90</b>						
<b>Total Securities</b>				<b>\$7,963,362.61</b>	<b>\$85,239.20</b>	<b>\$8,533,650.54</b>	<b>(\$570,287.93)</b>

Fifth Third Securities, Inc.

MN\_CEBNTMPTBBLVGQL\_BBBBB 20230428

Account carried with National Financial Services L.L.C. Member  
NYSE, SIPC



**Statement for the Period April 1, 2023 to April 30, 2023**MEDINA CITY SCHOOLS - Corporation  
Account Number: [REDACTED]**HOLDINGS > continued**

<b>TOTAL PORTFOLIO VALUE</b>		<b>\$7,963,362.61</b>	<b>\$85,239.20</b>	<b>\$8,533,650.54</b>	<b>(\$570,287.93)</b>
<b>TOTAL CLIENT INVESTMENT</b>	<b>\$8,533,981.90</b>				

## Activity

NFS-provided cost basis, realized gain (loss) and holding period information may not reflect all adjustments necessary for tax purposes. Please refer to Footnotes and Cost Basis Information at the end of this statement for more information.

**CORE FUND ACTIVITY**

For more information about the operation of your core account, please refer to your Customer Agreement.

Settlement Date	Account Type	Transaction	Description	Quantity	Amount
04/03/23	CASH	YOU BOUGHT	FEDERATED HERMES GOVT OBLIGATIONS IS @ 1	1.58	(\$1.58)
04/10/23	CASH	YOU BOUGHT	FEDERATED HERMES GOVT OBLIGATIONS IS @ 1	214.89	(\$214.89)
04/14/23	CASH	YOU BOUGHT	FEDERATED HERMES GOVT OBLIGATIONS IS @ 1	2,500	(\$2,500.00)
04/17/23	CASH	YOU BOUGHT	FEDERATED HERMES GOVT OBLIGATIONS IS @ 1	558.85	(\$558.85)
04/28/23	CASH	YOU SOLD	FEDERATED HERMES GOVT OBLIGATIONS IS @ 1	(3,275.32)	\$3,275.32
<b>TOTAL CORE FUND ACTIVITY</b>					<b>\$0.00</b>

**Fifth Third Securities, Inc.**

MN\_CEBNTMPTBBLVGQL\_BBBBB 20230428

Account carried with National Financial Services LLC, Member  
NYSE, SIPC

Statement for the Period April 1, 2023 to April 30, 2023

MEDINA CITY SCHOOLS - Corporation  
Account Number: [REDACTED]



ACTIVITY > ADDITIONS AND WITHDRAWALS > OTHER ADDITIONS AND WITHDRAWALS

Date	Account Type	Transaction	Description	Quantity	Amount
<b>Other Additions and Withdrawals</b>					
04/28/23	CASH	WIRE TRANS TO BANK	WD69207277 THE HUNTINGTON NATIONAL BANK [REDACTED]		(\$3,733.95)
<b>Total Other Additions and Withdrawals</b>					<b>(\$3,733.95)</b>
<b>TOTAL ADDITIONS AND WITHDRAWALS</b>					<b>(\$3,733.95)</b>

ACTIVITY > INCOME > TAXABLE INCOME

Settlement Date	Account Type	Transaction	Description	Quantity	Amount
<b>Taxable Dividends</b>					
03/31/23	CASH	DIVIDEND RECEIVED	FEDERATED HERMES GOVT OBLIGATIONS IS DIVIDEND RECEIVED		\$1.58
<b>Total Taxable Dividends</b>					<b>\$1.58</b>
<b>Taxable Interest</b>					
04/10/23	CASH	INTEREST	MORGAN STANLEY BK N A CD 0.35000% 01/08/2024		\$214.89
04/14/23	CASH	INTEREST	FEDERAL HOME LOAN BA SER L7-2026 0.50000% 04/14/2026		\$2,500.00
04/15/23	CASH	INTEREST	CFBANK FAIRLAWN OH CD 2.80000% 03/15/2024		\$558.85
04/28/23	CASH	INTEREST	STATE BK REESEVILLE WIS CD 2.25000% 06/28/2024		\$458.63
<b>Total Taxable Interest</b>					<b>\$3,732.37</b>
<b>Total Taxable Income</b>					<b>\$3,733.95</b>

Fifth Third Securities, Inc.

MN\_CEBNTMPTBBLVGQL\_BBBBB 20230428

Account carried with National Financial Services LLC, Member  
NYSE, SIPC

Statement for the Period April 1, 2023 to April 30, 2023

MEDINA CITY SCHOOLS - Corporation

Account Number: [REDACTED]



## ACTIVITY *continued*

	Amount
<b>TOTAL INCOME</b>	<b>\$3,733.95</b>

## Footnotes and Cost Basis Information

Amortization, accretion and similar adjustments to cost basis have been provided for many fixed income securities (and some bond-like equities), however, they are not provided for certain types, such as short-term instruments, Unit Investment Trusts, foreign fixed income securities, or those that are subject to early prepayment of principal (pay downs). Where current year premium or acquisition premium amortization is provided, the prior years' cumulative amortization is reflected in the adjusted cost basis, but we cannot provide a breakdown or the total of such prior amortization amounts.

NFS is required to report certain cost basis and related information to the IRS on the Form 1099-B. Your official 1099-B forms for certain transactions will reflect which lots have been sold for tax purposes. To apply a specific identification cost basis method to 1099-B reporting, appropriate instructions must be on file with NFS or be received by NFS before the trade has settled. Absent such instructions, NFS determines cost basis at the time of sale based on its default methods of average cost for open-end mutual funds and first-in, first-out (FIFO) for all other (including ETFs) unless your broker dealer has elected to use another default method. NFS applies FIFO (or other disposal method, if applicable) based on its records, which may be different from yours. For transactions that are not subject to 1099-B cost basis reporting, you should refer to your trade confirmations and other applicable records to determine which lots were considered sold for tax purposes.

While NFS must meet IRS requirements with respect to certain information required to be reported to the IRS, NFS-provided cost basis, realized gain and loss, and holding period information may not reflect all adjustments necessary for your tax reporting purposes. NFS makes no warranties with respect to and specifically disclaims any liability arising out of a customer's use of, or any tax position taken in reliance upon, such information.

For investments in partnerships, NFS does not make any adjustments to cost basis information as the calculation of basis in such investments requires supplemental information from the partnership on its income and distributions during the period you held your investment. Partnerships usually provide this additional information on a Form K-1 issued by April 15th of the following year.

Consult your tax advisor for further information.

Cost basis and gain/loss information is provided as a service to corporate accounts. The information listed in the year-to-date gain/loss summary section is based on a calendar year (January - December). If your business/entity has a fiscal year end other than December 31st for tax purposes, the year-to-date information will not apply. If you have questions about your tax situation, consult your tax advisor.

D - Adjusted cost basis reflects any cumulative original issue discount, premium, or acquisition premium, and it assumes such amounts were amortized by the taxpayer over the life of the security from acquisition date through disposition date. For securities still held, maturity date was used instead of disposition date. Premium amortization was calculated using the yield-to-maturity method. Acquisition premium was calculated using the ratable accrual method. If applicable, adjusted cost basis reflects market discount accretion which was calculated using the straight-line method and was recognized at disposition date. Gain/loss displayed for this transaction was based on cost basis as adjusted for premium and discount as stated above and does not reflect any losses disallowed because of wash sales (if applicable). The adjusted cost basis may not reflect all adjustments necessary for tax reporting purposes and may also not apply if you are using an alternative amortization calculation method. Refer to IRS Publication 550, Investment Income and Expenses, for additional information. Q - Unrealized Market discount income was calculated using the straight-line method from acquisition date through statement period ending date. Our calculation assumes the taxpayer has elected to defer recognizing the market discount until sale (disposition). Other elections available under tax laws may be more beneficial, depending on your individual tax situation. For Federal tax purposes, market discount income from both taxable and tax-exempt bonds is treated as taxable interest income.

If a sale, redemption or other disposition involved multiple tax lots, the transaction's totals may have been calculated using a combination of adjusted and unadjusted cost basis information. For lots where adjusted cost basis and its associated gain/loss are known, that was used, otherwise "regular" unadjusted cost basis and its associated gain/loss was used.

**Fifth Third Securities, Inc.**

Account carried with National Financial Services LLC, Member  
NYSE, SIPC

MN\_CEBNTMPTBBLVGQL\_BBBBB 20230428

# Brokerage

## Account Statement

April 1, 2023 - April 30, 2023  
Account Number: [REDACTED]MEDINA CITY SCHOOLS  
739 WEYMOUTH RD  
MEDINA OH 44256-2037**Your Account Executive:**  
ANDREW CARDINALI

### Portfolio at a Glance

	This Period
<b>BEGINNING ACCOUNT VALUE</b>	<b>\$13,509,080.34</b>
Deposits (Cash & Securities)	243,000.00
Withdrawals (Cash & Securities)	-19,202.76
Dividends, Interest and Other Income	22,955.93
<b>Net Change in Portfolio<sup>1</sup></b>	<b>37,169.15</b>
<b>ENDING ACCOUNT VALUE</b>	<b>\$13,793,002.66</b>
Estimated Annual Income	\$278,150.00

<sup>1</sup> Net Change in Portfolio is the difference between the ending account value and beginning account value after activity.

### Asset Summary

Percent	Asset Type	Last Period	This Period
1%	Cash, Money Funds, and Bank Deposits	14,383.11	18,136.28
99%	Fixed Income	13,494,697.23	13,774,866.38
100%	<b>Account Total</b>	<b>\$13,509,080.34</b>	<b>\$13,793,002.66</b>

Please review your allocation periodically with your Account Executive.

### Client Service Information

**Your Account Executive:** ATT  
ANDREW CARDINALI**Contact Information****E-Mail:** customerservice@mbssecurities.com**Client Service Information****Service Hours:** Weekdays 09:00 a.m. - 05:00 p.m. (EST)  
**Client Service Telephone Number:** (800) 967-9045  
**Web Site:** WWW.MBSSECURITIES.COM

## Your Account Information

### INVESTMENT OBJECTIVE

Investment Objective: NONE SPECIFIED

Please discuss your investment objective with your Account Executive.

### TAX LOT DEFAULT DISPOSITION METHOD

Default Method for Mutual Funds:

First In First Out

Default Method for Stocks in a Dividend Reinvestment Plan:

First In First Out

Default Method for all Other Securities:

First In First Out

### BOND AMORTIZATION ELECTIONS

Amortize premium on taxable bonds based on Constant Yield Method: Yes

Accrual market discount method for all other bond types:

Constant Yield Method

Include market discount in income annually:

No

### ELECTRONIC DELIVERY

You have not enrolled any documents for electronic delivery. The following documents are available for electronic delivery:

Statements and Reports

Notifications

Tax Documents

Trade Confirmations

Prospectus

Proxy/Shareholder Communications

Please log in to your account or contact your Account Executive to make any changes to your electronic delivery preferences.

## Income and Expense Summary

	Current Period		Year-to-Date	
	Taxable	Non Taxable	Taxable	Non Taxable
<b>Interest Income</b>				
Bond Interest	22,955.93	0.00	82,517.39	0.00
<b>Total Income</b>	<b>\$22,955.93</b>	<b>\$0.00</b>	<b>\$82,517.39</b>	<b>\$0.00</b>

## Accrued Interest Summary

	Current Period		Year-to-Date	
	Taxable	Non Taxable	Taxable	Non Taxable
<b>Accrued Interest Received</b>				
Certificates of Deposit	0.00	0.00	2,920.82	0.00
<b>Total Accrued Interest Received</b>	<b>\$0.00</b>	<b>\$0.00</b>	<b>\$2,920.82</b>	<b>\$0.00</b>

## Portfolio Holdings

Description	Quantity	Opening Balance	Closing Balance	Accrued Income	30-Day Yield
<b>CASH, MONEY FUNDS AND BANK DEPOSITS 1.00% of Portfolio</b>					
Cash Balance		14,383.11	18,136.28		


**MBS MULTI-BANK SECURITIES, INC.\***

1000 Town Center, Suite 2500  
Southfield, MI 48075  
(800) 967-9045

Member of FINRA & SIPC; MSRB Registered.

April 1, 2023 - April 30, 2023  
MEDINA CITY SCHOOLS

**Portfolio Holdings (continued)**

Description	Quantity	Opening Balance	Closing Balance	Accrued Income	30-Day Yield
<b>CASH, MONEY FUNDS AND BANK DEPOSITS (continued)</b>					
<b>TOTAL CASH, MONEY FUNDS AND BANK DEPOSITS</b>		<b>\$14,383.11</b>	<b>\$18,136.28</b>	<b>\$0.00</b>	

Description	Quantity	Market Price	Market Value	Accrued Interest	Estimated Annual Income	Estimated Yield
<b>FIXED INCOME 99.00% of Portfolio (In Maturity Date Sequence)</b>						
<b>Certificates of Deposit</b>						
*WEBBANK SALT LAKE CITY UTAH CTF DEP 0.200% 05/01/23 B/E DTD 04/30/21 ACT/365 CALLABLE Security Identifier: 947547MS1	246,000.0000	99.9610	245,904.06	0.00	492.00	0.20%
*M Y SAFRA BK FSB NEW YORK N Y CTF DEP 0.250% 05/26/23 B/E DTD 11/27/20 ACT/365 CALLABLE Security Identifier: 55406JBL5	248,000.0000	99.6370	247,099.76	261.59	620.00	0.25%
HINGHAM INSTN SVGS MASS CTF DEP 0.200% 06/28/23 B/E DTD 06/28/21 ACT/365 1ST CPN DTE 12/28/21 Security Identifier: 433323EA6	248,000.0000	99.2010	246,018.48	167.15	496.00	0.20%
WEX BK MIDVALE UTAH CTF DEP 0.250% 06/30/23 B/E DTD 06/30/21 ACT/365 1ST CPN DTE 12/30/21 Security Identifier: 92937CKM9	248,000.0000	99.1830	245,973.84	205.53	620.00	0.25%
INDUSTRIAL & COML BK CHINA USA NATL ASSN N Y 0.250% 07/21/23 B/E DTD 07/22/21 ACT/365 Security Identifier: 45581ECL3	246,000.0000	98.9060	243,308.76	165.12	615.00	0.25%
GOLDMAN SACHS BK USA NEW YORK CTF DEP 0.250% 08/07/23 DTD 05/05/21 ACT/365 CALLABLE 05/05/23 Security Identifier: 38149MWB5	246,000.0000	98.7090	242,824.14	42.12	615.00	0.25%
LIVE OAK BKG CO WILMINGTON N C CTF DEP 1.600% 09/06/23 DTD 03/06/20 ACT/365 Security Identifier: 538036KB9	147,000.0000	98.8220	145,268.34	186.87	2,352.00	1.61%
SYNCHRONY BK RETAIL CTF DEP FIDELITY INSTL CTF DEP 0.350% 09/11/23 DTD 09/10/21 ACT/365 Security Identifier: 87165FZV9	248,000.0000	98.3010	243,786.48	121.28	868.00	0.35%
BANK HAPOALIM B M NEW YORK BRH CTF DEP 0.300% 09/14/23 B/E DTD 09/14/20 ACT/365 1ST CPN DTE 03/14/21 Security Identifier: 06251A2E9	246,000.0000	98.2410	241,672.86	95.03	738.00	0.30%



## Portfolio Holdings (continued)

Description	Quantity	Market Price	Market Value	Accrued Interest	Estimated Annual Income	Estimated Yield
<b>FIXED INCOME (continued)</b>						
<b>Certificates of Deposit (continued)</b>						
JPMORGAN CHASE BK NA COLUMBUS OHIO CTF DEP 1.400% 09/29/23 B/E DTD 03/31/22 ACT/365 Security Identifier: 48128WWR3	248,000.0000	98.5220	244,334.56	285.37	3,472.00	1.42%
MORGAN STANLEY BK N A MKT LKD INSTL CTF DEP PROGRAM 1.400% 09/29/23 B/E DTD 03/31/22 ACT/365 Security Identifier: 61773TDC4	248,000.0000	98.5220	244,334.56	304.39	3,472.00	1.42%
BANKWEST INC PIERRE S D CTF DEP 1.250% 10/24/23 B/E DTD 04/24/20 ACT/365 1ST CPN DTE 05/15/20 Security Identifier: 06652CHH7	248,000.0000	98.2450	243,647.60	127.40	3,100.00	1.27%
NEW YORK CMNTY BK WESTBURY NEW YORK CTF DEP 0.300% 11/09/23 B/E DTD 11/09/20 ACT/365 Security Identifier: 649447UE7	248,000.0000	97.6250	242,110.00	350.60	744.00	0.30%
UBS BK USA SALT LAKE CITY UT CTF DEP 2.550% 12/18/23 B/E DTD 06/16/22 ACT/365 1ST CPN DTE 07/16/22 Security Identifier: 90348J3V0	248,000.0000	98.5310	244,356.88	242.56	6,324.00	2.58%
BMW BK NORTH AMER SALT LAKE CITY UTAH CTF DEP 0.350% 01/16/24 DTD 07/16/21 ACT/365 Security Identifier: 05580AA95	246,000.0000	96.8280	238,196.88	245.33	861.00	0.36%
DELTA NATL BK & TR CO NEW YORK NY CTF DEP 1.200% 03/04/24 B/E DTD 03/31/20 ACT/365 Security Identifier: 24773RBN4	141,000.0000	96.9220	136,660.02	139.07	1,692.00	1.23%
THIRD FED SVGS & LN ASSN OF CLEVELAND CTF DEP 0.400% 03/15/24 B/E DTD 09/15/21 ACT/365 Security Identifier: 88413QDC9	245,000.0000	96.1480	235,562.60	123.51	980.00	0.41%
MVB BK INC FAIRMONT WEST VA CTF DEP 5.300% 03/22/24 B/E DTD 03/24/23 ACT/365 1ST CPN DTE 04/24/23 Security Identifier: 62847NDL7	248,000.0000	100.3690	248,915.12	216.07	13,144.00	5.28%
PREFERRED BK LOS ANGELES CALIF CTF DEP 1.100% 03/27/24 DTD 03/27/20 ACT/365 Security Identifier: 740367KG1	227,000.0000	96.6300	219,350.10	20.52	2,497.00	1.13%
NICOLET NATL BK GREENBAY WIS CTF DEP 4.000% 03/28/24 B/E DTD 09/28/22 ACT/365 1ST CPN DTE 10/28/22 Security Identifier: 654062KZ0	248,000.0000	99.2150	246,053.20	54.36	9,920.00	4.03%
SECURITY ST BK FARWELL TEX CTF DEP 0.400% 03/28/24 B/E DTD 03/31/21 ACT/365 CALLABLE 04/30/23 Security Identifier: 81500JBG7	248,000.0000	96.0050	238,092.40	0.00	992.00	0.41%
PACIFIC WESTN BK BEVERLY HILLS CALIF CTF DEP 1.300% 04/16/24 B/E DTD 04/16/20 ACT/365 Security Identifier: 69506YRH4	248,000.0000	96.6370	239,659.76	123.66	3,224.00	1.34%



**MBS MULTI-BANK SECURITIES, INC.\***

1060 Town Center, Suite 2500  
Southfield, MI 48075  
(800) 967-9045

Member of FINRA & SIPC; MSRB Registered.

April 1, 2023 - April 30, 2023  
MEDINA CITY SCHOOLS

**Portfolio Holdings (continued)**

Description	Quantity	Market Price	Market Value	Accrued Interest	Estimated Annual Income	Estimated Yield
<b>FIXED INCOME (continued)</b>						
<b>Certificates of Deposit (continued)</b>						
DISCOVER BK GREENWOOD DEL CTF DEP 2.500% 04/29/24 B/E DTD 04/27/22 ACT/365 Security Identifier: 254673B62	248,000.0000	97.6880	242,266.24	50.96	6,200.00	2.55%
CENTERSTATE BK FLA NA WINTERHAVEN FL CTF DEP 1.050% 04/30/24 B/E DTD 04/30/20 ACT/365 Security Identifier: 15201QDH7	248,000.0000	96.2940	238,809.12	0.00	2,604.00	1.09%
BMO HARRIS BK NATL ASSN CHICAGO ILL CTF DEP 2.800% 06/10/24 B/E DTD 06/10/22 ACT/365 Security Identifier: 05600XFU9	248,000.0000	97.7510	242,422.48	2,682.48	6,944.00	2.86%
LINCOLN SVGS BK REINBECK IOWA CTF DEP CT/365 0.600% 06/24/24 B/E DTD 06/24/20 ACT/365 Security Identifier: 534732AV4	248,000.0000	95.1890	236,068.72	24.46	1,488.00	0.63%
FIRST KEYSTONE CMNTY BK BERWICK PA CTF DEP 0.600% 06/28/24 B/E DTD 06/30/20 ACT/365 Security Identifier: 32065RAK1	248,000.0000	95.1420	235,952.16	0.00	1,488.00	0.63%
FLAGSTAR BK FSB TROY MICH CTF DEP 0.500% 07/17/24 B/E DTD 07/17/20 ACT/365 1ST CPN DTE 01/17/21 Security Identifier: 33847E3V7	248,000.0000	94.8410	235,205.68	349.92	1,240.00	0.52%
TOYOTA FINL SVGS BK HEND NV CTF DEP 0.600% 08/12/24 B/E DTD 08/12/21 ACT/365 1ST CPN DTE 02/12/22 Security Identifier: 89235MLG4	248,000.0000	94.6590	234,754.32	313.91	1,488.00	0.63%
PACIFIC PREMIER BK IRVINE CALIF CTF DEP 3.450% 09/09/24 B/E DTD 09/09/22 ACT/365 1ST CPN DTE 03/09/23 Security Identifier: 69478QGQ7	248,000.0000	98.0700	243,213.60	1,218.94	8,556.00	3.51%
CHARLES SCHWAB BK SSB WESTLAKE TEX CTF DEP 5.200% 09/16/24 B/E DTD 03/10/23 ACT/365 Security Identifier: 15987UAT5	243,000.0000	100.3650	243,886.95	1,765.58	12,636.00	5.18%
WELLS FARGO BK N A SIOUX FALLS S D CTF DEP 4.500% 10/21/24 B/E DTD 10/21/22 ACT/365 Security Identifier: 9497632V7	248,000.0000	99.3830	246,469.84	275.18	11,160.00	4.52%
INSTITUTION FOR SVGS IN NEWBURYPORT & ITS VIC MA CTF DEP 0.700% 10/28/24 B/E DTD 10/28/21 ACT/365 Security Identifier: 45780PBB0	249,000.0000	93.8890	233,783.61	9.55	1,743.00	0.74%





## Portfolio Holdings (continued)

Description	Quantity	Market Price	Market Value	Accrued Interest	Estimated Annual Income	Estimated Yield
<b>FIXED INCOME (continued)</b>						
<b>Certificates of Deposit (continued)</b>						
WESTERN ALLIANCE BK PHOENIX AZ CTF DEP 5.000% 10/28/24 B/E DTD 04/27/23 ACT/365 1ST CPN DTE 10/27/23 Security Identifier: 95763PLV1	243,000.0000	100.0920	243,223.56	99.86	12,150.00	4.99%
CFG CMNTY BK LUTHERVILLE MD CTF DEP 3.400% 12/31/24 B/E DTD 07/22/22 ACT/365 Security Identifier: 12527CEX6	248,000.0000	97.5090	241,822.32	2,263.93	8,432.00	3.48%
BURKE & HERBERT BK & TR CO ALEXANDRIA VA CTF DEP 3.450% 02/05/25 B/E DTD 08/05/22 ACT/365 Security Identifier: 121331AN2	248,000.0000	97.4340	241,636.32	586.03	8,556.00	3.54%
NORTHWEST BK BOISE IDAHO CTF DEP 5.250% 03/24/25 B/E DTD 03/22/23 ACT/365 1ST CPN DTE 04/22/23 Security Identifier: 66736ACF4	248,000.0000	100.4760	249,180.48	285.37	13,020.00	5.22%
SAFRA NATL BK NEW YORK CTF DEP INSTL CTF DEP 2.000% 03/24/25 B/E DTD 03/23/22 ACT/365 Security Identifier: 78658RHM6	248,000.0000	94.6100	234,632.80	516.38	4,960.00	2.11%
PACIFIC ALLIANCE BK SAN GABRIEL CA CTF DEP 5.150% 03/27/25 B/E DTD 03/27/23 ACT/365 Security Identifier: 693963AEO	248,000.0000	100.2940	248,729.12	104.98	12,772.00	5.13%
BANKWELL BK NEW CANAAN CONN CTF DEP 5.150% 03/31/25 B/E DTD 03/31/23 ACT/365 1ST CPN DTE 05/01/23 Security Identifier: 06654BES6	248,000.0000	100.2930	248,726.64	1,049.75	12,772.00	5.13%
BEAL BK PLANO TEX CTF DEP 2.600% 04/16/25 B/E DTD 04/20/22 ACT/365 1ST CPN DTE 10/20/22 Security Identifier: 07371AN74	246,000.0000	95.5340	235,013.64	175.23	6,396.00	2.72%
ALLY BK SANDY UTAH CTF DEP 2.950% 04/28/25 B/E DTD 04/28/22 ACT/365 CALLABLE 04/28/23 Security Identifier: 02007GQG1	246,000.0000	96.1320	236,484.72	39.76	7,257.00	3.06%
BARCLAYS BK DEL RETAIL CTF DEP 3A2 INSTL CTF DEP 3.050% 06/02/25 B/E DTD 06/02/22 ACT/365 Security Identifier: 06740KQS9	248,000.0000	96.1690	238,499.12	3,087.77	7,564.00	3.17%
GENERATIONS BK ROGERS ARK CTF DEP 3.400% 08/04/25 B/E DTD 08/03/22 ACT/365 CALLABLE 05/03/23 Security Identifier: 37149CAZO	248,000.0000	96.6140	239,602.72	623.74	8,432.00	3.51%
CAPITAL ONE NATL ASSN MCLEAN VA CTF DEP 3.350% 08/11/25 B/E DTD 08/10/22 ACT/365 Security Identifier: 14042RTP6	248,000.0000	96.4940	239,305.12	1,798.17	8,308.00	3.47%
FIRST ST BK WINCHESTER OHIO CTF DEP 3.500% 09/16/25 B/E DTD 09/16/22 ACT/365 Security Identifier: 33650TAG5	248,000.0000	96.6860	239,781.28	332.93	8,680.00	3.61%

**MBS MULTI-BANK SECURITIES, INC.\***

1000 Town Center, Suite 2300  
Southfield, MI 48075  
(800) 967-9045

Member of FINRA & SIPC; MSRB Registered.

April 1, 2023 - April 30, 2023  
MEDINA CITY SCHOOLS

**Portfolio Holdings (continued)**

Description	Quantity	Market Price	Market Value	Accrued Interest	Estimated Annual Income	Estimated Yield
<b>FIXED INCOME (continued)</b>						
<b>Certificates of Deposit (continued)</b>						
FIRST INTERNET BK FISHERS IND CTF DEP 4.000% 09/29/25 B/E DTD 09/28/22 ACT/365 1ST CPN DTE 10/28/22 Security Identifier: 32056GDQ0	248,000.0000	97.7730	242,477.04	54.36	9,920.00	4.09%
MORGAN STANLEY PRIVATE BK NATL ASSN INSTL CTF DEP PROGRAM 3.200% 11/28/25 B/E DTD 05/31/22 Security Identifier: 61768U4L8	248,000.0000	95.7160	237,375.68	43.48	7,936.00	3.34%
ARMOR BK FORREST CITY ARK CTF DEP 5.300% 03/24/26 B/E DTD 03/24/23 ACT/365 CALLABLE 03/24/24 Security Identifier: 04225AAC2	248,000.0000	100.5100	249,264.80	216.07	13,144.00	5.27%
ROLLSTONE BK & TR FITCHBURG MASS CTF DEP 3.550% 08/23/27 B/E DTD 08/22/22 ACT/365 Security Identifier: 77579AFG6	245,000.0000	95.0020	232,754.90	1,596.53	8,697.50	3.73%
<b>Total Certificates of Deposit</b>	12,142,000.0000		\$11,854,473.38	\$23,042.85	\$272,381.50	
<b>U.S. Government Bonds</b>						
*FEDERAL FARM CR BKS CONS SYSTEMWIDE BDS 0.140% 05/18/23 B/E DTD 05/18/21 CALLABLE 05/03/23 @ 100.000 Moody Rating Aaa S & P Rating AA+ Security Identifier: 3133EMZP0	495,000.0000	99.7140	493,584.30	311.85	693.00	0.14%
FEDERAL AGRIC MTG CORP MEDIUM TERM NTS FED 0.260% 09/29/23 B/E DTD 09/29/20 CALLABLE 06/29/23 Security Identifier: 31422BW97	740,000.0000	97.9890	725,118.60	165.68	1,924.00	0.26%
FEDERAL HOME LN MTG CORP MEDIUM TERM NTS FED 0.300% 12/29/23 B/E DTD 09/29/20 CALLABLE 06/29/23 Moody Rating Aaa Security Identifier: 3134GWY2	248,000.0000	96.8120	240,093.76	250.07	744.00	0.30%
FEDERAL HOME LN BKS CONS BD 0.350% 04/23/24 B/E DTD 06/23/21 CALLABLE 06/23/23 @ 100.000 Moody Rating Aaa S & P Rating AA+ Security Identifier: 3130AMQQ8	245,000.0000	95.4340	233,813.30	302.51	857.50	0.36%
FEDERAL HOME LN MTG CORP MEDIUM TERM NTS FED 0.625% 09/15/25 B/E DTD 09/15/20 CALLABLE 09/15/23 Moody Rating Aaa Security Identifier: 3134GWB70	248,000.0000	91.8480	227,783.04	193.75	1,550.00	0.68%
<b>Total U.S. Government Bonds</b>	1,976,000.0000		\$1,920,393.00	\$1,223.86	\$5,768.50	
<b>TOTAL FIXED INCOME</b>	14,118,000.0000		\$13,774,866.38	\$24,266.71	\$278,150.00	



## Portfolio Holdings (continued)

	Market Value	Accrued Interest	Estimated Annual Income
<b>Total Portfolio Holdings</b>	<b>\$13,793,002.66</b>	<b>\$24,266.71</b>	<b>\$278,150.00</b>

<sup>1</sup> This bond is maturing.

## Portfolio Holdings Disclosures

### Pricing

This section includes the net market value of the securities in your account on a settlement date basis, including short positions, at the close of the statement period. The market prices, unless otherwise noted, have been obtained from independent vendor services, which we believe to be reliable. In some cases the pricing vendor may provide prices quoted by a single broker or market maker. Market prices do not constitute a bid or an offer, and may differ from the actual sale price. Securities for which a price is not available are marked "N/A" and are omitted from the Total.

THE AS OF PRICE DATE ONLY APPEARS WHEN THE PRICE DATE DOES NOT EQUAL THE STATEMENT DATE.

### Estimated Annual Figures

The estimated annual income (EAI) and estimated annual yield (EAY) figures are estimates and for informational purposes only. These figures are not considered to be a forecast or guarantee of future results. These figures are computed using information from providers believed to be reliable; however, no assurance can be made as to the accuracy. Since interest and dividend rates are subject to change at any time, and may be affected by current and future economic, political, and business conditions, they should not be relied on for making investment, trading, or tax decisions. These figures assume that the position quantities, interest and dividend rates, and prices remain constant. A capital gain or return of principal may be included in the figures for certain securities, thereby overstating them. Refer to [www.pershing.com/disclosures](http://www.pershing.com/disclosures) for specific details as to formulas used to calculate the figures. Accrued interest represents interest earned but not yet received.

### Reinvestment

The dollar amount of Mutual Fund distributions, Money Market Fund dividend income, Bank Deposit interest income, or dividends for other securities shown on your statement may have been reinvested. You will not receive confirmation of these reinvestments. Upon written request to your financial institution, information pertaining to these transactions, including the time of execution and the name of the person from whom your security was purchased, may be obtained. In dividend reinvestment transactions, Pershing acts as your agent and receives payment for order flow.

### Option Disclosure

Information with respect to commissions and other charges incurred in connection with the execution of option transactions has been included in confirmations previously furnished to you. A summary of this information is available to you promptly upon your written request directed to your introducing firm. In order to assist your introducing firm in maintaining current background and financial information concerning your option accounts, please promptly advise them in writing of any material change in your investment objectives or financial situation. Expiring options which are valuable are exercised automatically pursuant to the exercise by exception procedure of the Options Clearing Corporation. Additional information regarding this procedure is available upon written request to your introducing firm.

### Certificates of Deposit

Certificates of Deposit acquired through the Certificate of Deposit Account Registry Service ("CDARS") and held in your brokerage account are subject to Securities Investor Protection Corporation (SIPC) coverage. Please see additional information about SIPC under Important Information and Disclosures on this statement.

Please be advised that the secondary market for CDs is generally illiquid; the actual value of CDs may be different from their purchase price; and a significant loss of principal could result if your CDs are sold prior to maturity. In the event that the CDs listed above do not indicate a market valuation, an accurate market value could not be determined. In the event that a price is listed above for your CDs, Pershing has obtained a price from sources deemed to be reliable or has priced your CDs using a matrix formula. Prices are estimates and the actual value you may obtain for your CD may be different if you elect to sell your CD in the secondary market.

April 1, 2023 - April 30, 2023  
MEDINA CITY SCHOOLS

## Portfolio Holdings Disclosures (continued)

### Foreign Currency Transactions

Pershing will execute foreign currency transactions as principal for your account. Pershing may automatically convert foreign currency to or from U.S. dollars for dividends and similar corporate action transactions unless you instruct your financial organization otherwise. Pershing's currency conversion rate will not exceed the highest interbank conversion rate identified from customary banking sources on the conversion date or the prior business day, increased by up to 1%, unless a particular rate is required by applicable law. Your financial organization may also increase the currency conversion rate. This conversion rate may differ from rates in effect on the date you executed a transaction, incurred a charge, or received a credit. Transactions converted by agents (such as depositories) will be billed at the rates such agents use.

### Proxy Vote

Securities not fully paid for in your margin account may be lent by Pershing to itself or others in accordance with the terms outlined in the Margin Agreement. The right to vote your shares held on margin may be reduced by the amount of shares on loan. The Proxy Voting Instruction Form sent to you may reflect a smaller number of shares entitled to vote than the number of shares in your margin account.

### Ratings

This statement may contain credit rating information obtained from Standard & Poor's. Reproducing and distributing any information received from Standard & Poor's is not permitted without prior written authorization from Standard & Poor's. Standard & Poor's does not guarantee the accuracy, completeness, timeliness or availability of any information. Standard & Poor's is not responsible for any errors or omissions, regardless of the cause, or for the results of using such content. Standard & Poor's makes no express or implied warranties including warranties of merchantability or fitness for a particular purpose. Standard & Poor's shall not be legally responsible for any fees, costs, expenses or losses in connection with the use of their content. Credit ratings are opinions and not statements of facts; are not recommendations to purchase, hold or sell securities; and do not address suitability for investment purpose. Credit ratings should not be relied upon as investment advice.

## Activity Summary (All amounts shown are in base currency)

	Credits This Period	Debits This Period	Net This Period	Credits Year-to-Date	Debits Year-to-Date	Net Year-to-Date
<b>Securities</b>						
Securities Bought	0.00	-243,000.00	-243,000.00	0.00	-1,726,000.00	-1,726,000.00
Securities Sold	0.00	0.00	0.00	1,573,788.42	0.00	1,573,788.42
<b>Total Securities</b>	<b>\$0.00</b>	<b>-\$243,000.00</b>	<b>-\$243,000.00</b>	<b>\$1,573,788.42</b>	<b>-\$1,726,000.00</b>	<b>-\$152,211.58</b>
<b>Dividends and Interest</b>	<b>\$22,955.93</b>	<b>\$0.00</b>	<b>\$22,955.93</b>	<b>\$82,517.39</b>	<b>\$0.00</b>	<b>\$82,517.39</b>
<b>Distributions</b>	<b>\$0.00</b>	<b>\$0.00</b>	<b>\$0.00</b>	<b>\$1,834,000.00</b>	<b>\$0.00</b>	<b>\$1,834,000.00</b>
<b>Cash</b>						
Withdrawals	0.00	-19,202.76	-19,202.76	0.00	-3,472,704.23	-3,472,704.23
Deposits	243,000.00	0.00	243,000.00	1,726,000.00	0.00	1,726,000.00
<b>Total Cash</b>	<b>\$243,000.00</b>	<b>-\$19,202.76</b>	<b>\$223,797.24</b>	<b>\$1,726,000.00</b>	<b>-\$3,472,704.23</b>	<b>-\$1,746,704.23</b>
<b>Totals</b>	<b>\$265,955.93</b>	<b>-\$262,202.76</b>	<b>\$3,753.17</b>	<b>\$5,216,305.81</b>	<b>-\$5,198,704.23</b>	<b>\$17,601.58</b>

## Transactions by Type of Activity

Process/ Settlement Date	Trade/ Transaction Date	Activity Type	Description	Quantity	Price	Accrued Interest	Amount	Currency
<b>Securities Bought and Sold</b>								
04/27/23	04/24/23	PURCHASED 95763PLV1	WESTERN ALLIANCE BK PHOENIX AZ CTF DEP 5.000% 10/28/24 B/E DTD 04/27/23 YLD 5.000 TO MAT	243,000.0000	100.0000		-243,000.00	USD
<b>Total Securities Bought and Sold</b>						\$0.00	-\$243,000.00	USD
<b>Dividends and Interest</b>								
04/03/23		BOND INTEREST RECEIVED 37149CAZO	248000 GENERATIONS BK ROGERS ARK CTF DEP 3.400% 08/04/25 B/E DTD 08/03/22 CLB RD 03/31 PD 04/03/23				716.14	USD
04/03/23		BOND INTEREST RECEIVED 538036KB9	147000 LIVE OAK BKG CO WILMINGTON N C CTF DEP 1.600% 09/06/23 DTD 03/06/20 RD 03/17 PD 04/01/23				199.76	USD
04/05/23		BOND INTEREST RECEIVED 121331AN2	248000 BURKE & HERBERT BK & TR CO ALEXANDRIA VA CTF DEP 3.450% 02/05/25 B/E DTD 08/05/22 CLB RD 04/04 PD 04/05/23				726.67	USD
04/05/23		BOND INTEREST RECEIVED 38149MWBS	246000 GOLDMAN SACHS BK USA NEW YORK CTF DEP 0.250% 08/07/23 DTD 05/05/21 CLB RD 04/04 PD 04/05/23				52.23	USD
04/17/23		BOND INTEREST RECEIVED 06652CHH7	248000 BANKWEST INC PIERRE S D CTF DEP 1.250% 10/24/23 B/E DTD 04/24/20 RD 03/31 PD 04/15/23				263.29	USD
04/17/23		BOND INTEREST RECEIVED 33650TAG5	248000 FIRST ST BK WINCHESTER OHIO CTF DEP 3.500% 09/16/25 B/E DTD 09/16/22 CLB RD 04/14 PD 04/16/23				737.21	USD
04/17/23		BOND INTEREST RECEIVED 69506YRH4	248000 PACIFIC WESTN BK BEVERLY HILLS CALIF CTF DEP 1.300% 04/16/24 B/E DTD 04/16/20 RD 04/14 PD 04/16/23				1,607.58	USD
04/17/23		BOND INTEREST RECEIVED 90348J3V0	248000 UBS BK USA SALT LAKE CITY UT CTF DEP 2.550% 12/18/23 B/E DTD 06/16/22 RD 04/14 PD 04/16/23				537.11	USD
04/20/23		BOND INTEREST RECEIVED 07371AN74	246000 BEAL BK PLANO TEX CTF DEP 2.600% 04/16/25 B/E DTD 04/20/22 RD 04/19 PD 04/20/23				3,189.24	USD
04/21/23		BOND INTEREST RECEIVED 9497632V7	248000 WELLS FARGO BK N A SIOUX FALLS S D CTF DEP 4.500% 10/21/24 B/E DTD 10/21/22 RD 04/20 PD 04/21/23				947.84	USD
04/24/23		BOND INTEREST RECEIVED 04225AAC2	248000 ARMOR BK FORREST CITY ARK CTF DEP 5.300% 03/24/26 B/E DTD 03/24/23 CLB RD 04/21 PD 04/24/23				1,116.34	USD
04/24/23		BOND INTEREST RECEIVED 534732AV4	248000 LINCOLN SVGS BK REINBECK IOWA CTF DEP CT/365 0.600% 06/24/24 B/E DTD 06/24/20 CLB RD 04/09 PD 04/24/23				126.38	USD
04/24/23		BOND INTEREST RECEIVED 62847NDL7	248000 MVB BK INC FAIRMONT WEST VA CTF DEP 5.300% 03/22/24 B/E DTD 03/24/23 RD 04/21 PD 04/24/23				1,116.34	USD





April 1, 2023 - April 30, 2023  
MEDINA CITY SCHOOLS

**Transactions by Type of Activity (continued)**

Process/ Settlement Date	Trade/ Transaction Date	Activity Type	Description	Quantity	Price	Accrued Interest	Amount	Currency
<b>Dividends and Interest (continued)</b>								
04/24/23		BOND INTEREST RECEIVED 66736ACF4	248000 NORTHWEST BK BOISE IDAHO CTF DEP 5.250% 03/24/25 B/E DTD 03/22/23 RD 04/21 PD 04/22/23				1,105.81	USD
04/27/23		BOND INTEREST RECEIVED 254673B62	248000 DISCOVER BK GREENWOOD DEL CTF DEP 2.500% 04/29/24 B/E DTD 04/27/22 RD 04/26 PD 04/27/23				3,091.51	USD
04/27/23		BOND INTEREST RECEIVED 693963AE0	248000 PACIFIC ALLIANCE BK SAN GABRIEL CA CTF DEP 5.150% 03/27/25 B/E DTD 03/27/23 RD 04/26 PD 04/27/23				1,084.75	USD
04/27/23		BOND INTEREST RECEIVED 740367KG1	227000 PREFERRED BK LOS ANGELES CALIF CTF DEP 1.100% 03/27/24 DTD 03/27/20 RD 04/12 PD 04/27/23				212.07	USD
04/28/23		BOND INTEREST RECEIVED 02007GQG1	246000 ALLY BK SANDY UTAH CTF DEP 2.950% 04/28/25 B/E DTD 04/28/22 CLB RD 04/27 PD 04/28/23				3,618.56	USD
04/28/23		BOND INTEREST RECEIVED 32056GDQ0	248000 FIRST INTERNET BK FISHERS IND CTF DEP 4.000% 09/29/25 B/E DTD 09/28/22 RD 04/27 PD 04/28/23				842.52	USD
04/28/23		BOND INTEREST RECEIVED 45780PBBO	249000 INSTITUTION FOR SVGS IN NEWBURYPORT & ITS VIC MA CTF DEP 0.700% 10/28/24 B/E DTD 10/28/21 CLB RD 04/27 PD 04/28/23				148.04	USD
04/28/23		BOND INTEREST RECEIVED 61768U4L8	248000 MORGAN STANLEY PRIVATE BK NATL ASSN INSTL CTF DEP PROGRAM 3.200% 11/28/25 B/E DTD 05/31/22 CLB RD 04/27 PD 04/28/23				674.02	USD
04/28/23		BOND INTEREST RECEIVED 654062KZ0	248000 NICOLET NATL BK GREENBAY WIS CTF DEP 4.000% 03/28/24 B/E DTD 09/28/22 RD 04/27 PD 04/28/23				842.52	USD
<b>Total Dividends and Interest</b>						<b>\$0.00</b>	<b>\$22,955.93</b>	<b>USD</b>



## Transactions by Type of Activity (continued)

Process/ Settlement Date	Trade/ Transaction Date	Activity Type	Description	Quantity	Price	Accrued Interest	Amount	Currency
<b>Cash Withdrawals and Deposits</b>								
04/03/23		ELECTRONIC TRANSACTION USD999997	SEND TO BANK FOR ACH ACH HUNTINGTON NATIONAL BANK				-14,362.77	USD
04/17/23		ELECTRONIC TRANSACTION USD999997	SEND TO BANK FOR ACH ACH HUNTINGTON NATIONAL BANK				-4,839.99	USD
04/27/23		ELECTRONIC DEPOSIT USD999997	RECV FR BANK FOR ACH ACH HUNTINGTON NATIONAL BANK				243,000.00	USD
<b>Total Cash Withdrawals and Deposits</b>						<b>\$0.00</b>	<b>\$223,797.24</b>	<b>USD</b>
<b>Total Value of Transactions</b>						<b>\$0.00</b>	<b>\$3,753.17</b>	<b>USD</b>

The price and quantity displayed may have been rounded.

## Fixed Income Analysis

### Bond Quality

Bond Quality	Market Value	% of Bond Market Value	Percent of Fixed Income
AAA	1,195,274.40	9%	
Not Rated	12,579,591.98	91%	
<b>Total</b>	<b>13,774,866.38</b>	<b>100%</b>	

### Bond Maturity Schedule

Bond Maturity	Market Value	% of Bond Market Value
Within 1 month	986,588.12	7%
1 to 6 months	3,066,288.22	22%
7 to 12 months	2,762,864.02	20%
1 to 5 years	6,959,126.02	51%
<b>Total</b>	<b>13,774,866.38</b>	<b>100%</b>



Percentages of bond market values are rounded to the nearest whole percentage.

Bond quality ratings reflect Moody's or Standard and Poor's ratings. Bonds may be rated by other services. Bonds that are in default are not included. Please refer to your Portfolio Holdings section.

## Messages

Although a money market mutual fund (money fund) seeks to preserve the value of your investment at \$1 per share, it is possible to lose money by investing in a money fund. Shares of a money fund or the balance of a bank deposit product held in your brokerage account may be liquidated upon request with the proceeds credited to your brokerage account. Please see the money fund's prospectus or the bank deposit product's disclosure document or contact your advisor for additional information. Pursuant to SEC Rule 10b-10(b)(1) confirmations are not sent for purchases into money funds processed on the sweep platform. Pursuant to applicable regulation, account statements will be produced monthly or quarterly. Balances in Federal Deposit Insurance Corporation (FDIC)-insured bank deposit sweep products are not protected by Securities Investor Protection Corporation (SIPC).

eDelivery

April 1, 2023 - April 30, 2023  
MEDINA CITY SCHOOLS**Messages (continued)**

Eliminate paper and save natural resources with digital adoption. Electronic delivery (eDelivery) is faster, convenient and more secure. We offer eDelivery for account statements, prospectus documents, proxy or shareholder communications, tax documents, trade confirmations and more.

To enroll, log in to your brokerage account and look for the one-click eDelivery pop-up or simply select 'Go Paperless' at the top of any page and follow the on-screen prompts for set-up your preferences. Enrollment can be activated as quickly as the day you register, and you will be notified when documents are available in an online, password-protected portal.

Contact your financial professional if you have any questions about any of our digital tools.

Please be advised that, beginning April 7, 2023, Pershing will be implementing a change to client accounts governed by a margin agreement. Under the new process, eligible settled long positions will be maintained in a client's margin account type. Accounts that are not governed by a margin agreement will not be affected by this change. Please contact your financial organization if you wish to learn more about this change.

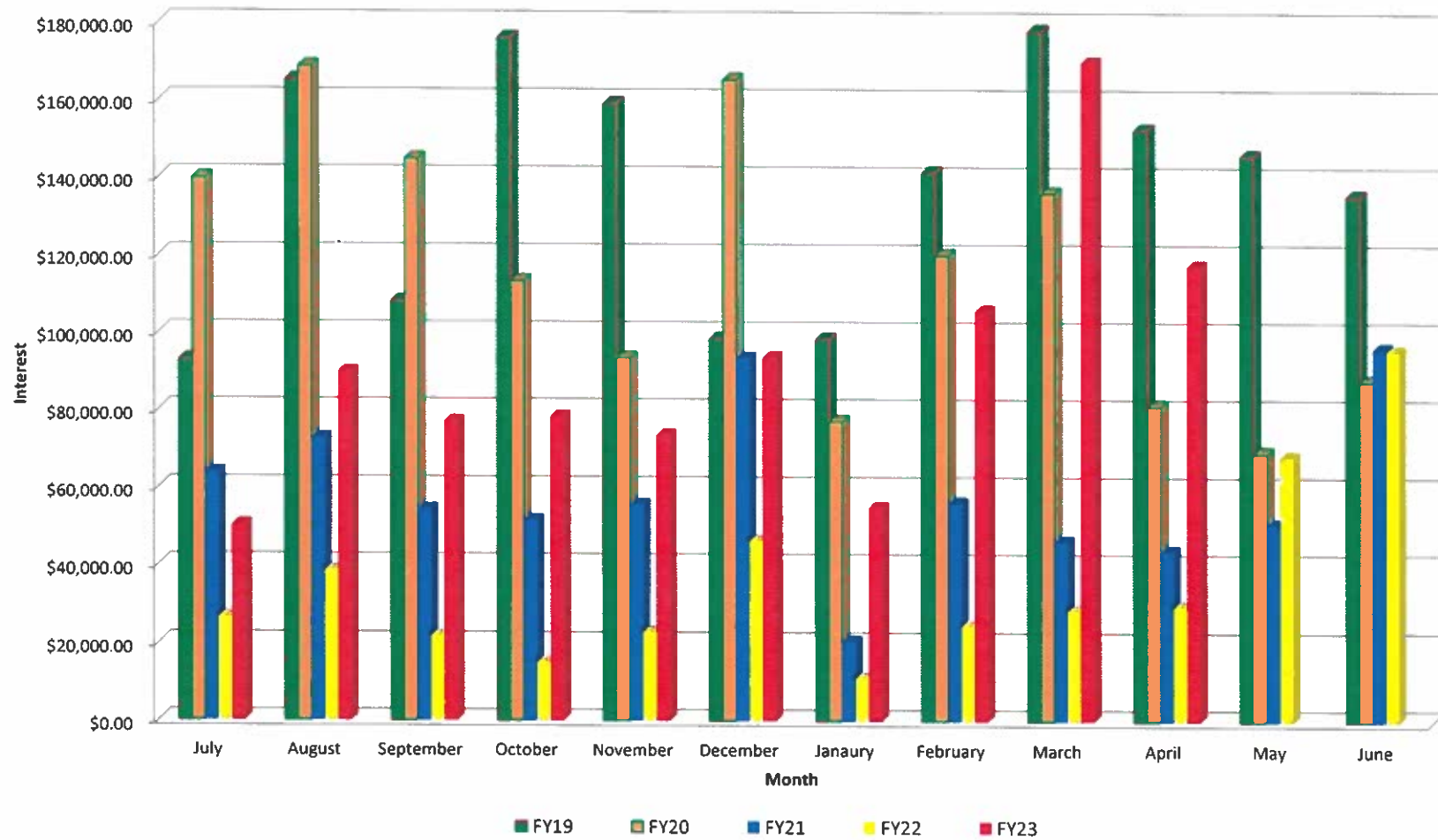
**Cash Not Yet Received**

Security	Record Date	Payable Date	Quantity Held	Rate	Dividend Option	Amount of Payment
<b>Interest</b>						
BANKWEST INC PIERRE S D CTF DEP 1.250% 10/24/23 B/E	04/30/23	05/15/23	248,000.0000	0.001027	Cash	254.79
BANKWELL BK NEW CANAAN CONN CTF DEP 5.150% 03/31/25 B/E	04/28/23	05/01/23	248,000.0000	4.373972	Cash	1,084.75
CENTERSTATE BK FLA NA WINTERHAVEN FL CTF DEP	04/29/23	05/01/23	248,000.0000	5.235616	Cash	1,298.43
FIRST KEYSTONE CMNTY BK BERWICK PA CTF DEP	04/28/23	04/30/23	248,000.0000	0.509589	Cash	126.38
LIVE OAK BKG CO WILMINGTON N C CTF DEP	04/16/23	05/01/23	147,000.0000	1.315068	Cash	193.31
SECURITY ST BK FARWELL TEX CTF DEP 0.400% 03/28/24 B/E	04/28/23	04/30/23	248,000.0000	0.328767	Cash	81.53
WEBBANK SALT LAKE CITY UTAH CTF DEP 0.200% 05/01/23 B/E	04/30/23	05/01/23	246,000.0000	1.002740	Cash	246.67
<b>Total Cash Not Yet Received</b>						<b>\$3,285.86</b>

Assets shown here are not reflected in your account. This information has been received from sources we believe to be reliable. Pershing does not guarantee the accuracy of the information.



## Total Monthly Interest Earnings



EFINANCEPLUS  
 DATE: 05/09/2023  
 TIME: 12:27:45  
 SELECTION CRITERIA : ALL

MEDINA CITY SCHOOLS  
 OH Cash Position Report

PAGE NUMBER: 1

ACCOUNTING PERIOD : 10/23

FUND	SCC	DESCRIPTION	MTD RECEIPTS	FYTD RECEIPTS	MTD EXPENDITURES	FYTD EXPENDITURES	CURRENT FUND BALANCE	CURRENT ENCUMBRANCE	UNENCUMBERED FUND BALANCE
001	0000	GENERAL FUND							
		30,586,850.90	4,295,564.90	70,505,086.76	6,466,224.44	64,601,494.82	36,490,442.84	2,474,643.74	34,015,799.10
001	0950	GENERAL FUND - CHROME							
		127,216.58	2,510.00	119,370.90	0.00	0.00	246,587.48	0.00	246,587.48
001	1000	GENERAL FUND							
		298,024.36	0.00	0.00	0.00	0.00	298,024.36	0.00	298,024.36
001	2000	GENERAL FUND							
		207,424.84	1,166.33	390,837.18	0.00	0.00	598,262.02	0.00	598,262.02
<hr/>									
Total For Fund	001:								
		31,219,516.68	4,299,241.23	71,015,294.84	6,466,224.44	64,601,494.82	37,633,316.70	2,474,643.74	35,158,672.96
<hr/>									
002	9000	BOND RETIRE - ELEM/HIGH							
		3,731,713.08	224,900.32	4,150,408.64	250.03	3,820,960.24	4,061,161.48	413,768.25	3,647,393.23
002	9012	SALES TAX - COPS							
		0.00	0.00	1,349,568.79	0.00	1,349,568.75	0.04	382,193.75	-382,193.71
002	9014	ENERGY & TRANSP NOTES							
		0.00	0.00	344,674.99	0.00	344,674.99	0.00	0.00	0.00
<hr/>									
Total For Fund	002:								
		3,731,713.08	224,900.32	5,844,652.42	250.03	5,515,203.98	4,061,161.52	795,962.00	3,265,199.52
<hr/>									
003	0000	PERMANENT IMPROVEMENT							
		290,994.61	0.00	0.00	0.00	0.00	290,994.61	0.00	290,994.61
003	9000	PERMANENT IMPROVEMENT							
		13,601.14	0.00	0.00	0.00	0.00	13,601.14	0.00	13,601.14
003	9001	REC CENTER-PERMANENT IMP							
		169,189.30	0.00	130,000.00	6,367.40	49,088.93	250,100.37	30,046.04	220,054.33
<hr/>									
Total For Fund	003:								
		473,785.05	0.00	130,000.00	6,367.40	49,088.93	554,696.12	30,046.04	524,650.08
<hr/>									
006	0000	LUNCHROOM FUND							
		-1,248,239.12	175,524.81	1,542,881.63	108,524.96	1,241,484.84	-946,842.33	18,184.05	-965,026.38

EFINANCEPLUS  
 DATE: 05/09/2023  
 TIME: 12:27:45  
 SELECTION CRITERIA : ALL

MEDINA CITY SCHOOLS  
 OH Cash Position Report

PAGE NUMBER: 2

ACCOUNTING PERIOD : 10/23

FUND	SCC	DESCRIPTION	BEGIN	MTD	FYTD	MTD	FYTD	CURRENT	CURRENT	UNENCUMBERED
			BALANCE	RECEIPTS	RECEIPTS	EXPENDITURES	EXPENDITURES	FUND BALANCE	ENCUMBRANCE	FUND BALANCE
006	9006	LUNCHROOM - FED FUNDS								
		2,387,027.63	95,463.35	702,572.08	115,145.82	951,043.21	2,138,556.50	272,947.25	1,865,609.25	
006	9022	P-EBT ADMINISTRATIVE FUND								
		3,063.00	147,990.47	148,618.47	0.00	0.00	151,681.47	0.00	151,681.47	
Total For Fund 006:			1,141,851.51	418,978.63	2,394,072.18	223,670.78	2,192,528.05	1,343,395.64	291,131.30	1,052,264.34
007	9004	COLLINS SCH/POST-GRADUATE								
		1,137.39	64.63	20,854.10	0.00	0.00	21,991.49	20,000.00	1,991.49	
007	9022	BREWER GARRETT SCH								
		12,147.03	36.60	305.13	0.00	0.00	12,452.16	0.00	12,452.16	
007	9110	ART TRUST - GARFIELD								
		11,449.89	34.50	287.61	0.00	0.00	11,737.50	0.00	11,737.50	
007	9333	RIOS STUDENT LEADER SCH								
		23,855.58	71.73	549.12	0.00	0.00	24,404.70	5,000.00	19,404.70	
007	9901	BIXLER SCHOLARSHIP FUND								
		126.53	0.38	3.17	0.00	0.00	129.70	0.00	129.70	
Total For Fund 007:			48,716.42	207.84	21,999.13	0.00	0.00	70,715.55	25,000.00	45,715.55
008	9002	KANEHL MUSIC TRUST								
		29,307.91	88.30	736.18	0.00	0.00	30,044.09	250.00	29,794.09	
008	9003	RICHARD HOFFMAN COLLINS								
		676,046.51	0.00	0.00	0.00	0.00	676,046.51	30,000.00	646,046.51	
008	9112	ELAINE BUSHMAN FUND								
		18,653.06	56.20	468.55	0.00	0.00	19,121.61	550.00	18,571.61	
Total For Fund 008:			724,007.48	144.50	1,204.73	0.00	0.00	725,212.21	30,800.00	694,412.21
009	9000	STAR								
		211.90	716.95	29,737.85	0.00	0.00	29,949.75	0.00	29,949.75	

EFINANCEPLUS  
DATE: 05/09/2023  
TIME: 12:27:45  
SELECTION CRITERIA : ALL

MEDINA CITY SCHOOLS  
OH Cash Position Report

PAGE NUMBER: 3

ACCOUNTING PERIOD : 10/23

FUND	SCC	DESCRIPTION	BEGIN BALANCE	MTD RECEIPTS	FYTD RECEIPTS	MTD EXPENDITURES	FYTD EXPENDITURES	CURRENT FUND BALANCE	CURRENT ENCUMBRANCE	UNENCUMBERED FUND BALANCE
009	9110	UNIFORM SUPPLIES GA	3,664.88	278.00	3,994.00	1,010.28	4,023.26	3,635.62	2,045.41	1,590.21
009	9120	UNIFORM SUPPLIES - CN	14,395.90	133.00	8,753.50	270.59	7,587.58	15,561.82	729.41	14,832.41
009	9130	UNIFORM SUPPLIES - FN	6,812.30	481.00	10,834.30	774.50	10,608.55	7,038.05	1,527.22	5,510.83
009	9140	UNIFORM SUPPLIES - HE	13,652.83	177.00	9,308.50	29.00	6,556.80	16,404.53	600.00	15,804.53
009	9160	UNIFORM SUPPLIES - BL	4,733.40	381.00	12,030.60	519.74	11,584.95	5,179.05	225.30	4,953.75
009	9170	UNIFORM SUPPLIES - WA	24,308.83	14.00	13,247.50	1,440.82	12,989.26	24,567.07	802.72	23,764.35
009	9180	UNIFORM SUPPLIES - NO	10,313.97	88.00	11,069.00	99.19	9,743.47	11,639.50	2,000.81	9,638.69
009	9200	UNIFORM SUPPLIES - CL	20,291.62	660.55	20,252.15	884.41	17,701.54	22,842.23	7,459.74	15,382.49
009	9210	UNIFORM SUPPLIES - RT	6,209.92	321.50	20,626.60	3,050.39	18,763.06	8,073.46	1,935.84	6,137.62
009	9300	UNIFORM SUPPLIES - HS	49,439.96	1,979.84	151,276.84	9,537.75	69,723.02	130,993.78	94,252.01	36,741.77
009	9301	MHS GRADUATION	0.00	198.00	5,071.00	112.01	4,369.90	701.10	6,130.10	-5,429.00
009	9304	AVIATION/PHOTOGRAPHY	3.87	0.00	0.00	0.00	0.00	3.87	0.00	3.87
<hr/>										
Total For Fund	009:		154,039.38	5,428.84	296,201.84	17,728.68	173,651.39	276,589.83	117,708.56	158,881.27
014	9016	MEDINA CNTY JUV DET CNTR	73,014.50	38,665.00	186,083.29	26,174.82	279,530.30	-20,432.51	0.00	-20,432.51
014	9116	EVOLVE	722,532.10	126,095.20	863,796.60	99,013.40	996,019.16	590,309.54	91,792.07	498,517.47
<hr/>										
Total For Fund	014:		795,546.60	164,760.20	1,049,879.89	125,188.22	1,275,549.46	569,877.03	91,792.07	478,084.96

EFINANCEPLUS  
DATE: 05/09/2023  
TIME: 12:27:45  
SELECTION CRITERIA : ALL

MEDINA CITY SCHOOLS  
OH Cash Position Report

PAGE NUMBER: 4

ACCOUNTING PERIOD : 10/23

FUND	SCC	DESCRIPTION BEGIN BALANCE	MTD RECEIPTS	FYTD RECEIPTS	MTD EXPENDITURES	FYTD EXPENDITURES	CURRENT FUND BALANCE	CURRENT ENCUMBRANCE	UNENCUMBERED FUND BALANCE
016	0000	EMERGENCY LEVY 18,812,390.65	40,186.75	7,123,660.56	660,224.32	7,951,143.09	17,984,908.12	70,697.32	17,914,210.80
016	0410	EMERGENCY LEVY -126,544.00	0.00	0.00	10,511.54	112,443.39	-238,987.39	0.00	-238,987.39
016	1000	EMERGENCY LEVY -625,785.56	0.00	0.00	52,512.51	560,035.04	-1,185,820.60	0.00	-1,185,820.60
<hr/>									
Total For Fund	016:	18,060,061.09	40,186.75	7,123,660.56	723,248.37	8,623,621.52	16,560,100.13	70,697.32	16,489,402.81
<hr/>									
018	0000	PRINT SHOP 6,683.33	0.00	0.00	0.00	0.00	6,683.33	0.00	6,683.33
018	9000	PUBLIC SCHOOL SUP - SUPER 16.70	0.00	0.00	0.00	0.00	16.70	0.00	16.70
018	9110	PRINCIPAL'S FUND - GA 21,255.99	0.00	1,611.47	1,826.09	8,466.15	14,401.31	5,638.73	8,762.58
018	9111	GARFIELD SCHOOL STORE 49.99	0.00	0.00	0.00	0.00	49.99	0.00	49.99
018	9113	GARFIELD MEDIA CENTER 996.62	12.97	67.57	0.00	66.98	997.21	2,609.00	-1,611.79
018	9120	PRINCIPAL - CN 40,048.73	3,940.25	5,746.56	1,170.36	7,654.26	38,141.03	3,155.00	34,986.03
018	9122	CANAVAN SCHOOL STORE 586.69	0.00	0.00	0.00	0.00	586.69	0.00	586.69
018	9123	BOOK FAIR - CANAVAN 156.35	13.00	6,141.37	0.00	4,248.66	2,049.06	0.00	2,049.06
018	9130	PRINCIPAL - FN 35,552.02	9,094.50	16,127.50	1,404.32	12,209.54	39,469.98	6,268.26	33,201.72
018	9133	BOOK FAIR - FENN 1,326.69	22.03	113.49	0.00	50.00	1,390.18	100.00	1,290.18
018	9135	MEDINA SKI TEAM 474.67	0.00	0.00	0.00	0.00	474.67	0.00	474.67
018	9140	PRINCIPAL'S FUND - HE 54,196.77	0.00	6,019.38	1,799.80	9,181.65	51,034.50	5,106.16	45,928.34
018	9143	HERITAGE MEDIA CENTER 2,203.35	0.00	0.00	0.00	0.00	2,203.35	0.00	2,203.35
018	9160	PRINCIPAL'S FUND - BL 51,384.70	8,317.71	13,964.32	755.09	21,420.12	43,928.90	2,560.07	41,368.83

EFINANCEPLUS  
 DATE: 05/09/2023  
 TIME: 12:27:45  
 SELECTION CRITERIA : ALL

MEDINA CITY SCHOOLS  
 OH Cash Position Report

PAGE NUMBER: 5

ACCOUNTING PERIOD : 10/23

FUND	SCC	DESCRIPTION BEGIN BALANCE	MTD RECEIPTS	FYTD RECEIPTS	MTD EXPENDITURES	FYTD EXPENDITURES	CURRENT FUND BALANCE	CURRENT ENCUMBRANCE	UNENCUMBERED FUND BALANCE
018	9161	PBIS - BLAKE 4,488.25	0.00	0.00	0.00	1,239.75	3,248.50	0.00	3,248.50
018	9163	BLAKE MEDIA CENTER 13,873.76	22.99	4,087.48	0.00	4,968.66	12,992.58	0.00	12,992.58
018	9170	PRINCIPALS FUND - WA 79,255.82	7,837.70	12,544.53	0.00	10,441.54	81,358.81	6,807.15	74,551.66
018	9171	WAITE SCHOOL STORE 2,230.29	0.00	150.00	0.00	2,230.29	150.00	0.00	150.00
018	9173	MEDIA CENTER WA 5,206.58	0.00	10.00	0.00	0.00	5,216.58	0.00	5,216.58
018	9180	PRINCIPALS FUND NO 47,809.89	7,714.70	10,255.17	304.09	9,325.67	48,739.39	2,747.45	45,991.94
018	9181	NO SCHOOL STORE 1,631.19	0.00	0.00	0.00	0.00	1,631.19	0.00	1,631.19
018	9183	MEDIA CENTER NO 13,850.92	0.00	-12.99	0.00	5,103.00	8,734.93	8,000.00	734.93
018	9184	FIELD TRIPS NO 146.00	0.00	0.00	0.00	0.00	146.00	0.00	146.00
018	9200	PRINCIPAL'S FUND - CL 70,353.94	674.85	10,016.65	768.39	28,791.33	51,579.26	10,650.62	40,928.64
018	9203	CL MEDIA CENTER 5,347.00	5.00	3,640.31	3,410.91	3,410.91	5,576.40	0.00	5,576.40
018	9210	PRINCIPAL'S FUND - RT 42,824.03	230.00	8,196.58	555.00	12,941.25	38,079.36	9,748.01	28,331.35
018	9211	ROOT M.S. MEDIA CENTER 10,836.08	48.96	48.96	0.00	528.18	10,356.86	0.00	10,356.86
018	9300	PRINCIPAL'S FUND - HS 41,025.94	331.00	14,463.40	581.69	27,301.63	28,187.71	19,614.55	8,573.16
018	9301	MEDIA CENTER FUND 1,541.50	0.00	0.00	0.00	0.00	1,541.50	0.00	1,541.50
018	9302	SPECIAL FUNDRAISER - HS 35,766.18	0.00	0.00	0.00	5,856.81	29,909.37	29,909.19	0.18
018	9303	PERFORMING ARTS 119,250.01	1,491.00	21,362.75	1,206.97	33,400.40	107,212.36	52,914.22	54,298.14
018	9304	BUZZ 18,706.91	1,700.50	16,131.90	409.35	11,614.19	23,224.62	11,358.17	11,866.45
018	9305	FLEXIBLE CREDIT FUND 8,434.56	0.00	0.00	0.00	0.00	8,434.56	0.00	8,434.56
018	9306	FEED THE BEES 8,383.74	0.00	1,894.00	203.10	2,430.08	7,847.66	5,469.92	2,377.74

EFINANCEPLUS  
 DATE: 05/09/2023  
 TIME: 12:27:45  
 SELECTION CRITERIA : ALL

MEDINA CITY SCHOOLS  
 OH Cash Position Report

PAGE NUMBER: 6

ACCOUNTING PERIOD : 10/23

FUND	SCC	DESCRIPTION BEGIN BALANCE	MTD RECEIPTS	FYTD RECEIPTS	MTD EXPENDITURES	FYTD EXPENDITURES	CURRENT FUND BALANCE	CURRENT ENCUMBRANCE	UNENCUMBERED FUND BALANCE
018	9307	MHS LOCAL GRANTS 0.00	0.00	2,895.00	0.00	3,095.05	-200.05	0.00	-200.05
018	9308	MHS HOPE SQUAD 0.00	0.00	3,796.00	211.00	2,101.28	1,694.72	1,121.70	573.02
018	9884	FACILITY RENTAL 82,567.82	262.00	2,827.00	0.00	0.00	85,394.82	0.00	85,394.82
018	9900	INSERVICE - CENTRAL 3,702.01	0.00	0.00	0.00	0.00	3,702.01	0.00	3,702.01
018	9901	PUBLIC SCH SUPPORT - INST 1,720.86	0.00	7,000.00	-18.32	6,976.97	1,743.89	23.03	1,720.86
018	9902	INSERVICE - SUPER 11,224.52	0.00	0.00	0.00	0.00	11,224.52	0.00	11,224.52
018	9903	BOARD/STUDENT DEVELOPMENT 2,800.00	0.00	0.00	0.00	0.00	2,800.00	0.00	2,800.00
018	9904	WELLNESS FUND 502.00	0.00	0.00	0.00	0.00	502.00	0.00	502.00
018	9905	PUBLIC SCH SUPT/STUD SERV 51,248.39	0.00	0.00	0.00	0.00	51,248.39	0.00	51,248.39
018	9906	COMMUNICA-PUBLIC SCH SUP 660.90	0.00	570.00	0.00	555.00	675.90	0.00	675.90
018	9907	STEAM - SUMMER ENRICHMENT 15,145.56	-490.00	-1,260.00	0.00	8,510.74	5,374.82	0.00	5,374.82
018	9908	GRANT US HOPE 0.00	0.00	0.00	194.00	11,619.65	-11,619.65	880.35	-12,500.00
018	9910	MAINTENANCE DEPARTMENT 3,902.36	0.00	0.00	0.00	0.00	3,902.36	0.00	3,902.36
018	9914	END OF YEAR 161.13	0.00	0.00	0.00	161.13	0.00	0.00	0.00
018	9915	BIKE TO SCHOOL 1,053.00	0.00	0.00	204.78	204.78	848.22	1,395.22	-547.00
018	9916	SPIRIT NIGHT 3,956.73	0.00	1,850.00	0.00	2,660.09	3,146.64	0.00	3,146.64
018	9917	HALL OF FAME 0.00	0.00	7,625.00	2,071.28	7,369.54	255.46	20.41	235.05
018	9918	SPOTLIGHT ON STUDENTS 0.00	560.00	3,890.00	0.00	2,724.45	1,165.55	560.00	605.55
018	9919	STUDENT ART SHOW 579.19	0.00	500.00	0.00	457.59	621.60	0.00	621.60
018	9920	TRSP FUND 1,514.98	0.00	0.00	0.00	0.00	1,514.98	0.00	1,514.98

EFINANCEPLUS  
 DATE: 05/09/2023  
 TIME: 12:27:45  
 SELECTION CRITERIA : ALL

MEDINA CITY SCHOOLS  
 OH Cash Position Report

PAGE NUMBER: 7

ACCOUNTING PERIOD : 10/23

FUND	SCC	DESCRIPTION	MTD RECEIPTS	FYTD RECEIPTS	MTD EXPENDITURES	FYTD EXPENDITURES	CURRENT FUND BALANCE	CURRENT ENCUMBRANCE	UNENCUMBERED FUND BALANCE
018	9922	AMERICAN HEART GRANT 1,000.00	0.00	0.00	0.00	0.00	1,000.00	0.00	1,000.00
018	9930	RESOURCE CONNECTION 1,500.00	0.00	0.00	0.00	0.00	1,500.00	0.00	1,500.00
<hr/>									
Total For Fund	018:	929,134.64	41,789.16	182,273.40	17,057.90	269,317.32	842,090.72	186,657.21	655,433.51
<hr/>									
019	9000	ADAMH GRANT 6,041.00	0.00	0.00	1,699.00	5,801.00	240.00	0.00	240.00
019	9018	LOWE'S LIGHT UP GA FY08 48.08	0.00	0.00	0.00	0.00	48.08	0.00	48.08
019	9020	RIF PROGRAM GRANT - NO 400.73	0.00	0.00	0.00	0.00	400.73	0.00	400.73
019	9021	JENNINGS - B - BRYNIARSKI 0.82	0.00	0.00	0.00	0.00	0.82	0.00	0.82
019	9023	PUB EDU LEADERSHIP COM GT 0.01	0.00	0.00	0.00	0.00	0.01	0.00	0.01
019	9029	M H J GRANT/ZAVESKY/FY09 6.82	0.00	0.00	0.00	0.00	6.82	0.00	6.82
019	9030	PERF BASD ASSMENT GT FY10 79.76	0.00	0.00	0.00	0.00	79.76	0.00	79.76
019	9031	PBA FY11 256.96	0.00	0.00	0.00	0.00	256.96	0.00	256.96
019	9113	ACS-HACH CHEM GT - HAMMAN 96.34	0.00	0.00	0.00	0.00	96.34	0.00	96.34
019	9121	ADAMH GRANT 40,888.00	0.00	0.00	0.00	0.00	40,888.00	0.00	40,888.00
019	9180	PPG INNOV CLASSRM GT-NO 15.31	0.00	0.00	0.00	0.00	15.31	0.00	15.31
019	9181	FIRST ENERGY GRANT 0.16	0.00	0.00	0.00	0.00	0.16	0.00	0.16
019	9213	VIDEO CLUB GRANT - MHS 2.82	0.00	0.00	0.00	0.00	2.82	0.00	2.82
019	9301	PPG GRANT - ROBOTICS 9.07	0.00	0.00	0.00	0.00	9.07	0.00	9.07
019	9313	JENNINGS - NOP - MILLER 13.86	0.00	0.00	0.00	0.00	13.86	0.00	13.86



EFINANCEPLUS  
DATE: 05/09/2023  
TIME: 12:27:45  
SELECTION CRITERIA : ALL

MEDINA CITY SCHOOLS  
OH Cash Position Report

PAGE NUMBER: 8

ACCOUNTING PERIOD : 10/23

FUND	SCC	DESCRIPTION	MTD RECEIPTS	FYTD RECEIPTS	MTD EXPENDITURES	FYTD EXPENDITURES	CURRENT FUND BALANCE	CURRENT ENCUMBRANCE	UNENCUMBERED FUND BALANCE
		BEGIN BALANCE							
019	9413	3M AND OTHER GRANT 152.03	0.00	0.00	0.00	0.00	152.03	0.00	152.03
019	9513	NEA STUDENT ACHIEVE GT 191.88	0.00	0.00	0.00	0.00	191.88	0.00	191.88
019	9715	FUEL UP - BLAKE 23.82	0.00	0.00	0.00	0.00	23.82	0.00	23.82
019	9920	M H J SUPPORT STUGGLING 1,000.00	0.00	0.00	0.00	0.00	1,000.00	0.00	1,000.00
<hr/>									
Total For Fund	019:	49,227.47	0.00	0.00	1,699.00	5,801.00	43,426.47	0.00	43,426.47
<hr/>									
020	9001	TRANSPORTATION ENTERPRISE 108,824.60	3,581.49	41,980.45	621.12	5,775.03	145,030.02	3,495.88	141,534.14
<hr/>									
Total For Fund	020:	108,824.60	3,581.49	41,980.45	621.12	5,775.03	145,030.02	3,495.88	141,534.14
<hr/>									
022	9000	UNCLAIMED FUNDS 61,140.72	0.00	66.11	0.00	66.11	61,140.72	4,933.89	56,206.83
022	9093	DIVERSION PROG ADAMHS BD 1,000.00	0.00	0.00	0.00	0.00	1,000.00	0.00	1,000.00
022	9094	DIVERSION PROG ADAMHS BD 1,000.00	0.00	0.00	0.00	0.00	1,000.00	0.00	1,000.00
022	9300	OH HS ATH ASSOC FUND 6,352.64	0.00	25,515.00	11,466.38	22,383.52	9,484.12	0.00	9,484.12
<hr/>									
Total For Fund	022:	69,493.36	0.00	25,581.11	11,466.38	22,449.63	72,624.84	4,933.89	67,690.95
<hr/>									
024	9001	MED AND DRUG/SELF INS 4,821,434.86	872,423.36	8,840,029.02	1,053,896.67	8,988,924.87	4,672,539.01	1,383,770.58	3,288,768.43
024	9002	DENT SELF INS 557,229.96	62,294.96	631,178.68	43,312.26	571,698.16	616,710.48	126,687.74	490,022.74

EFINANCEPLUS  
DATE: 05/09/2023  
TIME: 12:27:45  
SELECTION CRITERIA : ALL

MEDINA CITY SCHOOLS  
OH Cash Position Report

PAGE NUMBER: 9

ACCOUNTING PERIOD : 10/23

FUND	SCC	DESCRIPTION	MTD RECEIPTS	FYTD RECEIPTS	MTD EXPENDITURES	FYTD EXPENDITURES	CURRENT FUND BALANCE	CURRENT ENCUMBRANCE	UNENCUMBERED FUND BALANCE
024	9094	FLEX PRO 59,088.43	24,577.38	185,240.56	17,026.66	184,059.60	60,269.39	58,306.45	1,962.94
Total For Fund 024:			5,437,753.25	9,656,448.26	1,114,235.59	9,744,682.63	5,349,518.88	1,568,764.77	3,780,754.11
027	0000	WORK COMP-SELF INS 567,443.83	12,802.83	142,320.85	8,842.32	191,926.13	517,838.55	80,268.79	437,569.76
Total For Fund 027:			567,443.83	142,320.85	8,842.32	191,926.13	517,838.55	80,268.79	437,569.76
071	9013	SALES TAX P I 3,208,431.53	1,100,330.25	4,344,131.48	36,971.13	3,455,621.20	4,096,941.81	644,642.81	3,452,299.00
Total For Fund 071:			3,208,431.53	4,344,131.48	36,971.13	3,455,621.20	4,096,941.81	644,642.81	3,452,299.00
200	9110	GA STUD COUN/K-KIDS CLUB 643.63	1.67	15.10	0.00	90.00	568.73	260.00	308.73
200	9121	CN STUDENT COUNCIL 1,412.87	4.26	35.49	0.00	0.00	1,448.36	0.00	1,448.36
200	9134	FN STUDENT BUSINESS 9.68	0.03	0.23	0.00	0.00	9.91	0.00	9.91
200	9140	HE STUDENT COUNCIL 168.08	0.51	4.23	0.00	0.00	172.31	0.00	172.31
200	9184	NO STUDENT COUNCIL 53.79	0.16	1.36	0.00	0.00	55.15	0.00	55.15
200	9185	NO K-KIDS KIWANIS CLUB 11,029.73	36.75	1,734.62	0.00	259.03	12,505.32	450.00	12,055.32
200	9201	ROBOTICS CLUB CL 0.00	1.42	483.21	0.00	0.00	483.21	115.00	368.21
200	9202	CL STUDENT COUNCIL 5.03	9.93	3,374.26	0.00	0.00	3,379.29	500.00	2,879.29

EFINANCEPLUS  
DATE: 05/09/2023  
TIME: 12:27:45  
SELECTION CRITERIA : ALL

MEDINA CITY SCHOOLS  
OH Cash Position Report

PAGE NUMBER: 10

ACCOUNTING PERIOD : 10/23

FUND	SCC	DESCRIPTION BEGIN BALANCE	MTD RECEIPTS	FYTD RECEIPTS	MTD EXPENDITURES	FYTD EXPENDITURES	CURRENT FUND BALANCE	CURRENT ENCUMBRANCE	UNENCUMBERED FUND BALANCE
200	9204	CL CHEERLEADERS 540.10	1.63	13.58	0.00	0.00	553.68	0.00	553.68
200	9205	CL BUILDERS CLUB 3,713.88	11.19	93.28	0.00	0.00	3,807.16	0.00	3,807.16
200	9209	CL DRAMA CLUB 28,899.56	102.94	11,028.30	1,994.67	4,902.92	35,024.94	2,460.08	32,564.86
200	9251	ROBOTICS CLUB RT 0.00	0.40	379.58	0.00	243.91	135.67	131.09	4.58
200	9253	RT BUILDERS' CLUB 4,502.75	19.61	3,004.07	0.00	835.83	6,670.99	1,164.17	5,506.82
200	9254	RT HONORS ACADEMY 6,057.24	271.06	2,128.00	266.00	1,698.73	6,486.51	301.27	6,185.24
200	9256	RT DRAMA CLUB 7,026.34	17.90	162.38	0.00	1,096.93	6,091.79	903.07	5,188.72
200	9258	RT STUD COUNCIL 5,014.40	60.56	1,176.10	0.00	278.69	5,911.81	1,221.31	4,690.50
200	9301	YG AMERICANS FOR FREEDOM 0.21	0.00	0.00	0.00	0.00	0.21	0.00	0.21
200	9302	ART CLUB 1,059.95	3.49	172.07	0.00	42.89	1,189.13	457.11	732.02
200	9303	CULTURAL EXPLORATION 202.58	0.61	5.10	0.00	0.00	207.68	0.00	207.68
200	9304	CAREER ASSOCIATION 0.37	0.00	0.00	0.00	0.00	0.37	0.00	0.37
200	9305	CHEMCLUB 2.18	0.01	0.07	0.00	0.00	2.25	0.00	2.25
200	9307	VOCAL 41,784.52	97.17	19,071.08	5,507.84	32,965.43	27,890.17	5,002.86	22,887.31
200	9309	IMPROV CLUB 595.03	1.79	14.94	0.00	0.00	609.97	0.00	609.97
200	9310	D E P - NAT'L GERMAN HON 0.45	0.00	0.00	0.00	0.00	0.45	0.00	0.45
200	9312	DRAMA CLUB 20,825.24	70.81	16,018.71	0.00	12,751.45	24,092.50	4,834.82	19,257.68
200	9314	MEDINA OUTDOORS CLUB 490.95	1.38	88.21	39.24	109.69	469.47	340.31	129.16
200	9315	FELLOWSP OF CHRISTIAN ATH 347.42	1.05	8.73	0.00	0.00	356.15	340.00	16.15
200	9318	GIRLS LEADERSHIP CLUB 7,257.16	21.87	182.99	0.00	0.00	7,440.15	3,100.00	4,340.15

EFINANCEPLUS  
DATE: 05/09/2023  
TIME: 12:27:45  
SELECTION CRITERIA : ALL

MEDINA CITY SCHOOLS  
OH Cash Position Report

PAGE NUMBER: 11

ACCOUNTING PERIOD : 10/23

FUND	SCC	DESCRIPTION	MTD RECEIPTS	FYTD RECEIPTS	MTD EXPENDITURES	FYTD EXPENDITURES	CURRENT FUND BALANCE	CURRENT ENCUMBRANCE	UNENCUMBERED FUND BALANCE
200	9321	KEY CLUB 61,231.11	184.49	11,136.28	20.00	4,488.93	67,878.46	5,511.07	62,367.39
200	9323	MEDINAMITE 1,739.86	5.24	43.72	0.00	0.00	1,783.58	1,763.70	19.88
200	9324	MEDINIAN 67,292.37	2,447.78	3,999.45	0.00	592.75	70,699.07	10,643.55	60,055.52
200	9325	MHS BAND 14,589.44	70.08	11,523.86	1,111.35	2,279.22	23,834.08	20,695.01	3,139.07
200	9326	NATIONAL HONOR SOCIETY 15,640.89	2,419.15	3,386.48	385.00	2,303.89	16,723.48	1,196.11	15,527.37
200	9327	ORCHESTRA 34,907.27	371.37	7,182.39	221.09	452.09	41,637.57	2,547.91	39,089.66
200	9330	SCIENCE OLYMPIAD CLUB 2,161.67	417.77	1,312.38	26.65	829.69	2,644.36	1,320.31	1,324.05
200	9331	SKI CLUB 3.26	0.01	0.09	0.00	0.00	3.35	0.00	3.35
200	9332	SPANISH CLUB 15,310.79	50.44	3,212.90	0.00	1,360.84	17,162.85	5,139.16	12,023.69
200	9333	STUDENT COUNCIL 45,029.93	675.11	37,186.36	1,191.82	22,633.16	59,583.13	37,218.25	22,364.88
200	9335	LATIN CLUB 6,948.80	20.33	752.30	0.00	784.71	6,916.39	4,215.29	2,701.10
200	9336	FRENCH CLUB 255.53	1.27	1,159.06	358.50	983.60	430.99	257.76	173.23
200	9337	AMERICAN SIGN LANGUAGE 310.32	0.71	167.45	155.25	235.73	242.04	74.27	167.77
200	9339	SPEECH/DEBATE CLUB 19,594.79	40.91	11,581.45	640.00	17,257.71	13,918.53	11,268.94	2,649.59
200	9340	O.C.O.M. 511.38	82.24	1,020.40	0.00	769.71	762.07	157.31	604.76
200	9346	PENGUIN BOWL/NOSB 123.19	0.37	3.09	0.00	0.00	126.28	0.00	126.28
200	9350	TECHNOLOGY CLUB 105.34	0.94	2,228.02	0.00	2,011.99	321.37	0.00	321.37
200	9352	VIDEO CLUB - SR HI 6,529.22	19.23	188.45	88.59	174.42	6,543.25	4,825.41	1,717.84
200	9353	CHINESE CLUB 1,120.05	3.37	28.14	0.00	0.00	1,148.19	100.00	1,048.19
200	9355	GENDER AND SEXUALITY ALLI 1,234.21	2.26	75.93	72.24	541.26	768.88	258.74	510.14

EFINANCEPLUS  
 DATE: 05/09/2023  
 TIME: 12:27:45  
 SELECTION CRITERIA : ALL

MEDINA CITY SCHOOLS  
 OH Cash Position Report

PAGE NUMBER: 12

ACCOUNTING PERIOD : 10/23

FUND	SCC	DESCRIPTION BEGIN BALANCE	MTD RECEIPTS	FYTD RECEIPTS	MTD EXPENDITURES	FYTD EXPENDITURES	CURRENT FUND BALANCE	CURRENT ENCUMBRANCE	UNENCUMBERED FUND BALANCE
200	9380	V O F T 17,883.01	50.87	424.08	0.00	1,000.00	17,307.09	10,000.00	7,307.09
200	9420	CLASS OF 2020 216.10	0.00	0.00	0.00	216.10	0.00	0.00	0.00
200	9421	CLASS OF 2021 907.04	0.00	0.00	0.00	904.41	2.63	0.00	2.63
200	9422	CLASS OF 2022 1,057.40	0.00	0.93	0.00	924.49	133.84	130.00	3.84
200	9423	CLASS OF 2023 6,616.25	16.05	143.65	299.32	1,297.48	5,462.42	8,238.44	-2,776.02
200	9424	CLASS OF 2024 2,788.35	264.52	23,994.48	20,295.80	21,842.87	4,939.96	26,157.13	-21,217.17
200	9425	CLASS OF 2025 2,106.49	11.99	3,899.43	0.00	1,926.00	4,079.92	274.00	3,805.92
200	9426	CLASS OF 2026 0.00	5.54	3,847.13	0.00	1,963.08	1,884.05	236.92	1,647.13
200	9999	STUD ACTIV FD WAGES/BENE 0.01	0.00	0.00	0.00	0.00	0.01	0.00	0.01
<hr/>									
Total For Fund	200:	467,857.21	7,900.24	187,693.59	32,673.36	143,049.63	512,501.17	173,810.37	338,690.80
300	0000	ATHLETIC FUND 157,003.05	0.00	0.00	0.00	157,003.05	0.00	0.00	0.00
300	3000	ATHLETIC FUND -277,730.68	0.00	532,198.46	55,487.89	406,911.30	-152,443.52	77,510.63	-229,954.15
300	3001	ATHLETICS OTH 123,950.07	4,645.65	163,191.40	0.00	123,950.07	163,191.40	0.00	163,191.40
300	3003	ATH BOYS BB 30,863.89	0.00	26,852.28	0.00	30,863.89	26,852.28	0.00	26,852.28
300	3004	ATH GIRLS BB 13,055.97	0.00	14,076.98	0.00	13,055.97	14,076.98	0.00	14,076.98
300	3007	ATH BOYS CC 11,055.00	0.00	17,365.00	0.00	11,055.00	17,365.00	0.00	17,365.00
300	3008	ATH HS FOOTBALL 125,716.25	0.00	119,549.46	0.00	125,716.25	119,549.46	0.00	119,549.46
300	3010	ATH SOCCER 138.00	0.00	717.00	0.00	138.00	717.00	0.00	717.00

EFINANCEPLUS  
DATE: 05/09/2023  
TIME: 12:27:45  
SELECTION CRITERIA : ALL

MEDINA CITY SCHOOLS  
OH Cash Position Report

PAGE NUMBER: 13

ACCOUNTING PERIOD : 10/23

FUND	SCC	DESCRIPTION	BEGIN	MTD	FYTD	MTD	FYTD	CURRENT	CURRENT	UNENCUMBERED
		BALANCE	RECEIPTS	RECEIPTS	EXPENDITURES	EXPENDITURES	FUND	ENCUMBRANCE	FUND	BALANCE
							BALANCE			
300	3012	ATH BOYS SOCCER								
		13,861.00	0.00	9,865.29	0.00	13,861.00	9,865.29	0.00		9,865.29
300	3013	ATH GIRLS SOCCER								
		15,377.38	0.00	12,215.92	0.00	15,377.38	12,215.92	0.00		12,215.92
300	3015	ATH BOYS TRACK								
		8,160.96	300.00	1,475.00	0.00	8,160.96	1,475.00	0.00		1,475.00
300	3016	ATH GIRLS TRACK								
		1,525.00	6,141.00	7,141.00	0.00	1,525.00	7,141.00	0.00		7,141.00
300	3017	ATH GIRLS VBALL								
		12,874.16	0.00	12,433.94	0.00	12,874.16	12,433.94	0.00		12,433.94
300	3018	ATH WRESTLING								
		2,987.02	2,600.00	29,369.37	0.00	2,987.02	29,369.37	0.00		29,369.37
300	3019	ATH BOYS LACROSSE								
		6,417.99	3,631.94	5,190.92	0.00	6,417.99	5,190.92	0.00		5,190.92
300	3020	ATH GIRLS LACROSSE								
		6,565.99	2,980.88	2,980.88	0.00	6,565.99	2,980.88	0.00		2,980.88
300	3021	ATH BOYS SWIMMING								
		1,318.37	0.00	4,319.96	0.00	1,318.37	4,319.96	0.00		4,319.96
300	3022	ATH GIRLS SWIMMING								
		1,083.36	0.00	0.00	0.00	1,083.36	0.00	0.00		0.00
300	9110	GARFIELD FIELD TRIPS								
		5,572.62	520.00	1,555.00	311.12	2,191.55	4,936.07	3,514.00		1,422.07
300	9120	CANAVAN FIELD TRIP								
		387.37	585.00	3,995.00	1,678.00	3,552.66	54.97	1,500.00		-1,445.03
300	9121	WORLD WATCHER'S CLUB								
		7,362.04	0.00	0.00	0.00	0.00	7,362.04	0.00		7,362.04
300	9130	FENN FIELD TRIPS								
		0.00	1,489.00	5,621.00	2,238.00	5,443.00	178.00	3,350.00		-3,172.00
300	9140	HERITAGE FIELD TRIPS								
		117.71	981.00	4,611.00	1,623.00	3,519.40	1,209.31	1,200.00		9.31
300	9160	BLAKE FIELD TRIPS								
		448.58	1,588.50	5,717.50	282.00	4,198.00	1,968.08	4,620.00		-2,651.92
300	9170	WAITE FIELD TRIPS								
		0.00	2,239.00	8,733.00	0.00	3,185.00	5,548.00	5,161.00		387.00
300	9180	NORTHROP FIELD TRIPS								
		1,034.16	1,234.00	4,829.00	579.68	4,193.87	1,669.29	4,820.32		-3,151.03
300	9201	CL BAND FUND								
		20,500.64	0.00	7,484.00	883.84	14,873.73	13,110.91	25,768.82		-12,657.91
300	9202	CL ORCHESTRA FD.								
		258.00	0.00	0.00	0.00	0.00	258.00	0.00		258.00

EFINANCEPLUS  
 DATE: 05/09/2023  
 TIME: 12:27:45  
 SELECTION CRITERIA : ALL

MEDINA CITY SCHOOLS  
 OH Cash Position Report

PAGE NUMBER: 14

ACCOUNTING PERIOD : 10/23

FUND	SCC	DESCRIPTION BEGIN BALANCE	MTD RECEIPTS	FYTD RECEIPTS	MTD EXPENDITURES	FYTD EXPENDITURES	CURRENT FUND BALANCE	CURRENT ENCUMBRANCE	UNENCUMBERED FUND BALANCE
300	9203	CL LIBRARY 370.00	0.00	0.00	0.00	0.00	370.00	0.00	370.00
300	9204	CL CHOIR FUND 634.10	0.00	0.00	0.00	0.00	634.10	0.00	634.10
300	9208	DC AND OTHER TRIPS 0.00	593.50	96,684.50	0.00	0.00	96,684.50	96,509.50	175.00
300	9250	RT BAND FUND 10,526.73	0.00	7,330.30	210.00	6,721.15	11,135.88	14,966.21	-3,830.33
300	9251	RT ORCHESTRA FUND 1,246.65	0.00	0.00	0.00	0.00	1,246.65	0.00	1,246.65
300	9252	RT CHOIR FUND 3,270.15	0.00	0.00	0.00	0.00	3,270.15	0.00	3,270.15
300	9253	RT BEEHIVE 1,758.78	128.25	896.45	0.00	440.27	2,214.96	215.07	1,999.89
300	9254	ZEN DEN RT 0.00	123.50	1,099.25	0.00	150.00	949.25	2,100.00	-1,150.75
300	9258	RT DIST SUPER ACTIV -392.50	6,565.00	117,417.34	0.00	110,327.84	6,697.00	12,450.00	-5,753.00
300	9301	BOWLING CLUB 5,269.00	0.00	0.00	0.00	5,269.00	0.00	0.00	0.00
300	9302	MENS VOLLEYBALL 3,708.17	2,184.00	6,952.00	1,380.00	2,960.00	7,700.17	7,490.00	210.17
300	9303	HUDDLE/SHUDDLE 1,134.87	0.00	2,300.00	1,012.50	2,916.90	517.97	583.10	-65.13
300	9304	LINK CREW 3,302.64	177.00	1,162.00	0.00	3,389.99	1,074.65	1,450.01	-375.36
300	9313	MUSICAL 29,116.42	1,702.89	5,062.89	3,435.46	19,433.07	14,746.24	9,466.93	5,279.31
300	9325	MHS BAND TRIP 7,171.20	0.00	0.00	0.00	0.00	7,171.20	0.00	7,171.20
300	9334	BEEHIVE CAFE 18,567.45	0.00	0.00	0.00	251.61	18,315.84	16,948.39	1,367.45
300	9390	GLOBAL TRIPS 460.00	0.00	3,905.00	0.00	0.00	4,365.00	6,000.00	-1,635.00
300	9410	SPARKLE CHEERLEADING 1,873.21	0.00	812.00	0.00	815.31	1,869.90	1,509.63	360.27
<hr/>									
Total For Fund	300:	377,146.03	40,410.11	1,245,110.09	69,121.49	1,132,697.11	489,559.01	297,133.61	192,425.40

EFINANCEPLUS  
 DATE: 05/09/2023  
 TIME: 12:27:45  
 SELECTION CRITERIA : ALL

MEDINA CITY SCHOOLS  
 OH Cash Position Report

PAGE NUMBER: 15

ACCOUNTING PERIOD : 10/23

FUND	SCC	DESCRIPTION	MTD RECEIPTS	FYTD RECEIPTS	MTD EXPENDITURES	FYTD EXPENDITURES	CURRENT FUND BALANCE	CURRENT ENCUMBRANCE	UNENCUMBERED FUND BALANCE
401	9012	ST FRANCIS AUX SERVICES 57,580.59	0.00	157.13	0.00	57,737.72	0.00	0.00	0.00
401	9013	ST FRANCIS AUX SERVICES 0.00	553.13	369,207.32	27,531.84	181,025.83	188,181.49	53,795.43	134,386.06
401	9017	AUX ST FRANCIS 37.41	0.00	0.00	0.00	0.00	37.41	0.00	37.41
401	9022	NURTURY AUX SERVICES 10,356.31	0.00	32.05	0.00	10,388.36	0.00	0.00	0.00
401	9023	NURTURY AUX SERVICES 0.00	57.67	19,891.41	0.00	270.00	19,621.41	3,815.86	15,805.55
401	9027	AUX FUNDS NURTURY 72.90	0.00	0.00	0.00	0.00	72.90	0.00	72.90
401	9032	MCA AUX SERVICES 26,269.50	0.00	76.45	0.00	26,345.95	0.00	0.00	0.00
401	9033	MCA AUX SERVICES 0.00	265.73	455,176.78	73,503.57	364,762.74	90,414.04	43,164.64	47,249.40
401	9066	SM WONDERS 1,644.12	0.00	0.00	0.00	0.00	1,644.12	0.00	1,644.12
<hr/>									
Total For Fund	401:	95,960.83	876.53	844,541.14	101,035.41	640,530.60	299,971.37	100,775.93	199,195.44
432	9097	MANAGE INFO SYS 0.80	0.00	0.00	0.00	0.00	0.80	0.00	0.80
<hr/>									
Total For Fund	432:	0.80	0.00	0.00	0.00	0.00	0.80	0.00	0.80
450	9008	SCHOOLNET PLUS FY2008 1.00	0.00	0.00	0.00	0.00	1.00	0.00	1.00
<hr/>									
Total For Fund	450:	1.00	0.00	0.00	0.00	0.00	1.00	0.00	1.00



MEDINA CITY SCHOOLS  
OH Cash Position Report

ACCOUNTING PERIOD : 10/23

FUND	SCC	DESCRIPTION	BEGIN BALANCE	MTD RECEIPTS	FYTD RECEIPTS	MTD EXPENDITURES	FYTD EXPENDITURES	CURRENT FUND BALANCE	CURRENT ENCUMBRANCE	UNENCUMBERED FUND BALANCE
451	9012	CONNECTIVITY	6,582.50	0.00	19,800.00	0.00	0.00	26,382.50	0.00	26,382.50
<hr/>										
Total	For Fund	451:	6,582.50	0.00	19,800.00	0.00	0.00	26,382.50	0.00	26,382.50
452	9008	SCHOOLNET PD FY08	66.15	0.00	0.00	0.00	0.00	66.15	0.00	66.15
<hr/>										
Total	For Fund	452:	66.15	0.00	0.00	0.00	0.00	66.15	0.00	66.15
467	9021	STUD WELLNESS AND SUCCESS	71,712.61	0.00	0.00	0.00	99,133.71	-27,421.10	0.00	-27,421.10
<hr/>										
Total	For Fund	467:	71,712.61	0.00	0.00	0.00	99,133.71	-27,421.10	0.00	-27,421.10
499	9012	INTERN PSYCH FY12	45.81	0.00	0.00	0.00	0.00	45.81	0.00	45.81
499	9013	INTERN PSYCH FY13	39.97	0.00	0.00	0.00	0.00	39.97	0.00	39.97
499	9019	SCHOOL SAFETY	16,617.54	0.00	0.00	6,531.13	6,531.13	10,086.41	0.00	10,086.41
499	9024	LOCAL GOV INNOVATION FUND	7,750.00	0.00	0.00	0.00	0.00	7,750.00	0.00	7,750.00
499	9039	INTERN PSYCH GRANT FY09	2.20	0.00	0.00	0.00	0.00	2.20	0.00	2.20
499	9112	E-TECH BLENDED LEARNING	321.71	0.00	0.00	0.00	0.00	321.71	0.00	321.71

EFINANCEPLUS  
 DATE: 05/09/2023  
 TIME: 12:27:45  
 SELECTION CRITERIA : ALL

MEDINA CITY SCHOOLS  
 OH Cash Position Report

PAGE NUMBER: 17

ACCOUNTING PERIOD : 10/23

FUND	SCC	DESCRIPTION BEGIN BALANCE	MTD RECEIPTS	FYTD RECEIPTS	MTD EXPENDITURES	FYTD EXPENDITURES	CURRENT FUND BALANCE	CURRENT ENCUMBRANCE	UNENCUMBERED FUND BALANCE
Total For Fund 499:									
		24,777.23	0.00	0.00	6,531.13	6,531.13	18,246.10	0.00	18,246.10
506	9014	RES ED GRANT 950.00	0.00	0.00	0.00	0.00	950.00	0.00	950.00
Total For Fund 506:									
		950.00	0.00	0.00	0.00	0.00	950.00	0.00	950.00
507	9022	ARP ESSER 0.00	0.00	164,788.43	89,059.62	981,166.41	-816,377.98	1,045,561.10	-1,861,939.08
507	9121	ESSER II -279.43	0.00	42,870.30	19,367.93	190,023.62	-147,432.75	383,279.02	-530,711.77
507	9222	ARP ESSER HOMELESS 0.00	0.00	0.00	497.24	16,402.36	-16,402.36	0.00	-16,402.36
Total For Fund 507:									
		-279.43	0.00	207,658.73	108,924.79	1,187,592.39	-980,213.09	1,428,840.12	-2,409,053.21
516	9015	TITLE VI-B 2,690.82	0.00	0.00	0.00	0.00	2,690.82	0.00	2,690.82
516	9016	TITLE VI-B 229.90	0.00	0.00	0.00	0.00	229.90	0.00	229.90
516	9021	TITLE VI-B 4.85	0.00	0.00	0.00	0.00	4.85	0.00	4.85
516	9022	TITLE VI-B 0.00	0.00	242,398.37	0.00	251,820.56	-9,422.19	9,240.00	-18,662.19
516	9023	TITLE VI-B 0.00	0.00	386,107.07	135,019.83	1,254,027.30	-867,920.23	26,657.17	-894,577.40
516	9122	ARP IDEA 0.00	0.00	1,335.12	0.00	5,302.89	-3,967.77	0.00	-3,967.77
516	9123	APR IDEA 0.00	0.00	88,905.54	0.00	170,145.24	-81,239.70	0.00	-81,239.70

PAGE NUMBER: 18

FUND	SCC	DESCRIPTION	BEGIN BALANCE	MTD RECEIPTS	FYTD RECEIPTS	MTD EXPENDITURES	FYTD EXPENDITURES	CURRENT FUND BALANCE	CURRENT ENCUMBRANCE	UNENCUMBERED FUND BALANCE
<hr/>										
Total For Fund	516:									
			2,925.57	0.00	718,746.10	135,019.83	1,681,295.99	-959,624.32	35,897.17	-995,521.49
551	9120	TITLE III LEP	2,792.08	0.00	0.00	0.00	0.00	2,792.08	0.00	2,792.08
551	9122	TITLE III LEP	-220.00	0.00	7,842.15	0.00	921.51	6,700.64	0.00	6,700.64
<hr/>										
Total For Fund	551:									
			2,572.08	0.00	7,842.15	0.00	921.51	9,492.72	0.00	9,492.72
572	9022	TITLE I	0.00	0.00	97,204.52	0.00	82,532.70	14,671.82	0.00	14,671.82
572	9023	TITLE I	0.00	0.00	259,290.90	43,840.54	366,620.91	-107,330.01	1,426.58	-108,756.59
572	9116	TITLE I-D	2.83	0.00	0.00	0.00	0.00	2.83	0.00	2.83
572	9121	TITLE I-D	-417.64	0.00	0.00	0.00	0.00	-417.64	0.00	-417.64
572	9122	TITLE I-D	417.64	0.00	82,290.68	0.00	81,125.89	1,582.43	0.00	1,582.43
572	9123	TITLE I-D	0.00	0.00	18,275.68	1,840.10	23,280.77	-5,005.09	13,652.33	-18,657.42
572	9222	TITLE I EOEC	-15,690.39	0.00	15,690.39	0.00	0.00	0.00	0.00	0.00
<hr/>										
Total For Fund	572:									
			-15,687.56	0.00	472,752.17	45,680.64	553,560.27	-96,495.66	15,078.91	-111,574.57
584	9022	TITLE IV-A	-861.90	0.00	22,591.16	0.00	20,247.77	1,481.49	0.00	1,481.49
584	9023	TITLE IV-A	0.00	0.00	17,557.44	6,709.41	47,922.27	-30,364.83	3,715.79	-34,080.62
<hr/>										

EFINANCEPLUS  
 DATE: 05/09/2023  
 TIME: 12:27:45  
 SELECTION CRITERIA : ALL

MEDINA CITY SCHOOLS  
 OH Cash Position Report

PAGE NUMBER: 19

ACCOUNTING PERIOD : 10/23

FUND	SCC	DESCRIPTION	BEGIN BALANCE	MTD RECEIPTS	FYTD RECEIPTS	MTD EXPENDITURES	FYTD EXPENDITURES	CURRENT FUND BALANCE	CURRENT ENCUMBRANCE	UNENCUMBERED FUND BALANCE
Total For Fund 584:			-861.90	0.00	40,148.60	6,709.41	68,170.04	-28,883.34	3,715.79	-32,599.13
587	9021	EARLY CHILDHOOD 0.00	0.00	0.00	0.00	200.31	200.31	-200.31	0.00	-200.31
587	9022	EARLY CHILDHOOD 0.00	0.00	5,980.58	0.00	8,327.59	8,327.59	-2,347.01	0.00	-2,347.01
587	9023	EARLY CHILDHOOD 0.00	0.00	19,553.77	3,223.02	28,440.86	28,440.86	-8,887.09	485.36	-9,372.45
587	9123	ARP IDEA EARLY ED 0.00	0.00	1,779.23	0.00	2,867.20	2,867.20	-1,087.97	3,132.80	-4,220.77
Total For Fund 587:			0.00	0.00	27,313.58	3,423.33	39,835.96	-12,522.38	3,618.16	-16,140.54
590	9022	TITLE II-A 0.00	0.00	52,077.40	0.00	54,346.17	54,346.17	-2,268.77	0.00	-2,268.77
590	9023	TITLE II-A 0.00	0.00	77,163.94	12,119.65	95,549.61	95,549.61	-18,385.67	20,778.20	-39,163.87
Total For Fund 590:			0.00	0.00	129,241.34	12,119.65	149,895.78	-20,654.44	20,778.20	-41,432.64
599	9022	NSLP EQUIP ASSIST 0.00	0.00	0.00	0.00	127,040.55	127,040.55	-127,040.55	0.00	-127,040.55
599	9023	OFCC SAFETY/SECURITY 0.00	0.00	550,000.00	24,469.72	383,478.52	383,478.52	166,521.48	14,210.20	152,311.28
Total For Fund 599:			0.00	0.00	550,000.00	24,469.72	510,519.07	39,480.93	14,210.20	25,270.73
GRAND TOTALS:			67,753,269.09	7,320,834.62	106,720,548.63	9,299,280.12	102,340,444.28	72,133,373.44	8,510,402.84	63,622,970.60

EFINANCEPLUS  
 DATE: 05/09/2023  
 TIME: 12:27:45  
 SELECTION CRITERIA : ALL

MEDINA CITY SCHOOLS  
 OH Cash Position Report

PAGE NUMBER: 20

ACCOUNTING PERIOD : 10/23

FUND	SCC	DESCRIPTION BEGIN BALANCE	MTD RECEIPTS	FYTD RECEIPTS	MTD EXPENDITURES	FYTD EXPENDITURES	CURRENT FUND BALANCE	CURRENT ENCUMBRANCE	UNENCUMBERED FUND BALANCE
001		31,219,516.68	4,299,241.23	71,015,294.84	6,466,224.44	64,601,494.82	37,633,316.70	2,474,643.74	35,158,672.96
002		3,731,713.08	224,900.32	5,844,652.42	250.03	5,515,203.98	4,061,161.52	795,962.00	3,265,199.52
003		473,785.05	0.00	130,000.00	6,367.40	49,088.93	554,696.12	30,046.04	524,650.08
006		1,141,851.51	418,978.63	2,394,072.18	223,670.78	2,192,528.05	1,343,395.64	291,131.30	1,052,264.34
007		48,716.42	207.84	21,999.13	0.00	0.00	70,715.55	25,000.00	45,715.55
008		724,007.48	144.50	1,204.73	0.00	0.00	725,212.21	30,800.00	694,412.21
009		154,039.38	5,428.84	296,201.84	17,728.68	173,651.39	276,589.83	117,708.56	158,881.27
014		795,546.60	164,760.20	1,049,879.89	125,188.22	1,275,549.46	569,877.03	91,792.07	478,084.96
016		18,060,061.09	40,186.75	7,123,660.56	723,248.37	8,623,621.52	16,560,100.13	70,697.32	16,489,402.81
018		929,134.64	41,789.16	182,273.40	17,057.90	269,317.32	842,090.72	186,657.21	655,433.51
019		49,227.47	0.00	0.00	1,699.00	5,801.00	43,426.47	0.00	43,426.47
020		108,824.60	3,581.49	41,980.45	621.12	5,775.03	145,030.02	3,495.88	141,534.14
022		69,493.36	0.00	25,581.11	11,466.38	22,449.63	72,624.84	4,933.89	67,690.95
024		5,437,753.25	959,295.70	9,656,448.26	1,114,235.59	9,744,682.63	5,349,518.88	1,568,764.77	3,780,754.11

EFINANCEPLUS  
 DATE: 05/09/2023  
 TIME: 12:27:45  
 SELECTION CRITERIA : ALL

MEDINA CITY SCHOOLS  
 OH Cash Position Report

PAGE NUMBER: 21

ACCOUNTING PERIOD : 10/23

FUND	SCC	DESCRIPTION BEGIN BALANCE	MTD RECEIPTS	FYTD RECEIPTS	MTD EXPENDITURES	FYTD EXPENDITURES	CURRENT FUND BALANCE	CURRENT ENCUMBRANCE	UNENCUMBERED FUND BALANCE
027		567,443.83	12,802.83	142,320.85	8,842.32	191,926.13	517,838.55	80,268.79	437,569.76
071		3,208,431.53	1,100,330.25	4,344,131.48	36,971.13	3,455,621.20	4,096,941.81	644,642.81	3,452,299.00
200		467,857.21	7,900.24	187,693.59	32,673.36	143,049.63	512,501.17	173,810.37	338,690.80
300		377,146.03	40,410.11	1,245,110.09	69,121.49	1,132,697.11	489,559.01	297,133.61	192,425.40
401		95,960.83	876.53	844,541.14	101,035.41	640,530.60	299,971.37	100,775.93	199,195.44
432		0.80	0.00	0.00	0.00	0.00	0.80	0.00	0.80
450		1.00	0.00	0.00	0.00	0.00	1.00	0.00	1.00
451		6,582.50	0.00	19,800.00	0.00	0.00	26,382.50	0.00	26,382.50
452		66.15	0.00	0.00	0.00	0.00	66.15	0.00	66.15
467		71,712.61	0.00	0.00	0.00	99,133.71	-27,421.10	0.00	-27,421.10
499		24,777.23	0.00	0.00	6,531.13	6,531.13	18,246.10	0.00	18,246.10
506		950.00	0.00	0.00	0.00	0.00	950.00	0.00	950.00
507		-279.43	0.00	207,658.73	108,924.79	1,187,592.39	-980,213.09	1,428,840.12	-2,409,053.21
516		2,925.57	0.00	718,746.10	135,019.83	1,681,295.99	-959,624.32	35,897.17	-995,521.49

EFINANCEPLUS  
 DATE: 05/09/2023  
 TIME: 12:27:45  
 SELECTION CRITERIA : ALL

MEDINA CITY SCHOOLS  
 OH Cash Position Report

PAGE NUMBER: 22

ACCOUNTING PERIOD : 10/23

FUND	SCC	DESCRIPTION BEGIN BALANCE	MTD RECEIPTS	FYTD RECEIPTS	MTD EXPENDITURES	FYTD EXPENDITURES	CURRENT FUND BALANCE	CURRENT ENCUMBRANCE	UNENCUMBERED FUND BALANCE
551		2,572.08	0.00	7,842.15	0.00	921.51	9,492.72	0.00	9,492.72
572		-15,687.56	0.00	472,752.17	45,680.64	553,560.27	-96,495.66	15,078.91	-111,574.57
584		-861.90	0.00	40,148.60	6,709.41	68,170.04	-28,883.34	3,715.79	-32,599.13
587		0.00	0.00	27,313.58	3,423.33	39,835.96	-12,522.38	3,618.16	-16,140.54
590		0.00	0.00	129,241.34	12,119.65	149,895.78	-20,654.44	20,778.20	-41,432.64
599		0.00	0.00	550,000.00	24,469.72	510,519.07	39,480.93	14,210.20	25,270.73
GRAND TOTALS:		67,753,269.09	7,320,834.62	106,720,548.63	9,299,280.12	102,340,444.28	72,133,373.44	8,510,402.84	63,622,970.60

# Medina City Schools

## Check Register For

### April 2023

5/9/23

12:34 PM

Check Date	Check Number	Vendor Name	Transaction Amount
04/03/2023	V745311	MEMO - MEDICAL MUTUAL	\$461,170.42
04/03/2023	V745444	MEMO - A&M ENDEAVORS LLC	\$54.95
<b>04/03/2023 - Total</b>			<b>\$461,225.37</b>
04/06/2023	V745445	MEMO - WESTFIELD BANK	\$836.08
<b>04/06/2023 - Total</b>			<b>\$836.08</b>
04/07/2023	744017	F.C.P.E	\$143.00
04/07/2023	744018	KIDS FIRST	\$12.00
04/07/2023	744019	OAPSE	\$4,482.23
04/07/2023	744020	KEITH L RUCINSKI, CHAPTER 13 TRSTEE	\$1,638.00
04/07/2023	744021	OHIO EDUCATION ASSOCIATION	\$360.49
04/07/2023	744022	PEOPLE QUALIFIED COMMITTEE	\$23.12
04/07/2023	V744023	MEMO-FLEXSAVE	\$12,288.69
04/07/2023	V744024	MEDINA CITY SCHOOLS FOUNDATION	\$69.00
04/07/2023	V744025	MEMO - SERS - BOARD	\$62,220.43
04/07/2023	V744026	MEMO - STRS - BOARD	\$249,168.88
04/07/2023	V744027	MEMO -EFTPS - TAXES	\$249,291.15
04/07/2023	V744028	MEMO -MEDINA CITY SCHOOLS	\$468,567.42
04/07/2023	V744029	MEMO MET LIFE INSURANCE	\$5,014.01
04/07/2023	V744030	MEMO --S E R S - EMPLOYEE	\$44,940.56
04/07/2023	V744031	MEMO --S T R S - EMPLOYEE	\$260,549.74
04/07/2023	V744032	OHIO BUSINESS GATEWAY	\$50,591.34
04/07/2023	V744033	OHIO CHILD SUPPORT PAYMENT CENTRAL	\$449.93
04/07/2023	V744034	MEMO - OMNI	\$45,893.97
04/07/2023	V744035	TRUSTMARK VOLUNTARY BENEFITS	\$1,913.04
04/07/2023	V745309	OHIO DEPT OF ED - MEMO CK	\$70,102.35
<b>04/07/2023 - Total</b>			<b>\$1,527,719.35</b>
04/10/2023	V744218	MEMO-CAPITAL ONE	\$24,655.24
<b>04/10/2023 - Total</b>			<b>\$24,655.24</b>
04/11/2023	V745312	MEMO - MEDICAL MUTUAL	\$131,646.05
<b>04/11/2023 - Total</b>			<b>\$131,646.05</b>
04/12/2023	V744209	GORDON FOOD SERVICE	\$30,233.84
<b>04/12/2023 - Total</b>			<b>\$30,233.84</b>
04/13/2023	744111	ADLER TEAM SPORTS	\$2,827.50



# Medina City Schools

## Check Register For

### April 2023

5/9/23

12:34 PM

Check Date	Check Number	Vendor Name	Transaction Amount
04/13/2023	744112	AGM ENERGY SERVICES, LLC	\$82,400.33
04/13/2023	744113	AKRON BEARING COMPANY INC.	\$587.38
04/13/2023	744114	AKRON CHILDRENS HOSPITAL	\$40,239.64
04/13/2023	744115	ALLIED EQUIPMENT COMPANY	\$9,361.41
04/13/2023	744116	AMF BOWLING CENTERS, INC.	\$2,337.98
04/13/2023	744117	AMPLIFY EDUCATION INC.	\$6,400.00
04/13/2023	744118	ANDERSON'S	\$198.15
04/13/2023	744119	APPLE INC.	\$699.00
04/13/2023	744120	APPLE MOBILE LEASING INC	\$10,000.00
04/13/2023	744121	ARMSTRONG UTILITIES INC.	\$777.37
04/13/2023	744122	ASSET TECHNOLOGIES LLC	\$2,662.62
04/13/2023	744123	BASA	\$179.00
04/13/2023	744124	BRIGHAM YOUNG UNIVERSITY	\$2,915.00
04/13/2023	744125	CAFETERIA-PEPSI COLA ORDERS	\$1,487.21
04/13/2023	744126	CARMINA SUDDETH	\$90.00
04/13/2023	744127	CAROLINA BIOLOGICAL SUPPLY CO.	\$2,789.22
04/13/2023	744128	CHRIS STABILE	\$26.65
04/13/2023	744129	THE MEDINA GAZETTE	\$244.66
04/13/2023	744130	CITY OF MEDINA (WATER DEPT.)	\$13,743.82
04/13/2023	744131	CLAIRE MICHELLE BRILL	\$1,275.00
04/13/2023	744132	CLEVELAND COMMUNICATIONS INC	\$7,059.72
04/13/2023	744133	CLEVELAND PLAYHOUSE	\$270.00
04/13/2023	744134	CLEVELAND PLUMBING SUPPLY CO.	\$40.17
04/13/2023	744135	COCA COLA BOTTLING CO CSLDT	\$1,303.58
04/13/2023	744136	COLUMBUS CLAY CO.	\$894.00
04/13/2023	744137	CROWN TROPHY OF MEDINA	\$233.55
04/13/2023	744138	DAN FOUSER	\$90.00
04/13/2023	744139	DEMCO INC	\$217.65
04/13/2023	744140	DOUGH GO'S	\$1,532.30
04/13/2023	744141	EMS LINQ, LLC	\$1,854.00
04/13/2023	744142	ERIC ELAVSKY	\$140.00
04/13/2023	744143	ERIC L RICHARDSON	\$400.00
04/13/2023	744144	ESC OF LORAIN COUNTY	\$25.00

# Medina City Schools

## Check Register For

### April 2023

5/9/23

12:34 PM

Check Date	Check Number	Vendor Name	Transaction Amount
04/13/2023	744145	ETIENNE MASSICOTTE	\$70.00
04/13/2023	744146	FEDERAL EXPRESS CORP	\$141.28
04/13/2023	744147	BARBARA FOY	\$85.02
04/13/2023	744148	FRANK V CENTORBI	\$90.00
04/13/2023	744149	FRAZIER BEHAVIORAL HEALTH	\$1,616.25
04/13/2023	744150	GJORGI KONDEV	\$140.00
04/13/2023	744151	GRAINGER SUPPLY CO	\$480.94
04/13/2023	744152	GREAT LAKES BIOMEDICAL LLC	\$1,308.00
04/13/2023	744153	MEDINA AREA CHAMBER OF COMMERCE	\$42.00
04/13/2023	744154	HARRISON FORD INC	\$1,846.98
04/13/2023	744155	HERSHEY CREAMERY CO	\$1,193.99
04/13/2023	744156	IMMIX MARKETING	\$2,125.00
04/13/2023	744157	INNOVATIVE SOLUTIONS DISTRIBUTION	\$2,105.00
04/13/2023	744158	JOHN S GRIMM INC.	\$86.55
04/13/2023	744159	JOSEPH E POLACK	\$140.00
04/13/2023	744160	JW PEPPER & SON, INC.	\$794.02
04/13/2023	744161	KIDSLINK NEUROBEHAVIORAL	\$7,253.75
04/13/2023	744162	KINGS III EMERGENCY COMMUNICATIONS	\$274.19
04/13/2023	744163	LEARNWELL	\$897.75
04/13/2023	744164	LEPPO INC.	\$250.00
04/13/2023	744165	LISA FOUSER	\$90.00
04/13/2023	744166	LUKE BRILL	\$877.50
04/13/2023	744167	MARS ELECTRIC CO.	\$123.39
04/13/2023	744168	MCS FOOD SERVICE DEPT.	\$943.29
04/13/2023	744169	MEDINA CITY SCHOOLS	\$82,329.45
04/13/2023	744170	MEDINA CITY SCHOOLS - BUSINESS DEPT	\$807.12
04/13/2023	744171	MEDINA COUNTY BAR ASSOCIATION	\$100.00
04/13/2023	744172	MEDINA COUNTY BOARD OF DD.	\$6,298.50
04/13/2023	744173	MEDINA COUNTY LAW LIBRARY ASSOC.	\$100.00
04/13/2023	744174	MEDINA FARMERS EXCHANGE CO INC	\$135.69
04/13/2023	744175	MEDINA HARDWARE INC	\$521.97
04/13/2023	744176	MONARCH CARPET ONE	\$1,457.50
04/13/2023	744177	MONTVILLE POLICE DEPARTMENT	\$832.00

# Medina City Schools

## Check Register For

### April 2023

5/9/23

12:34 PM

Check Date	Check Number	Vendor Name	Transaction Amount
04/13/2023	744178	NAEIR	\$126.50
04/13/2023	744179	NASCO EDUCATION, LLC.	\$832.16
04/13/2023	744180	ALFRED NICKLES BAKERY INC	\$444.02
04/13/2023	744181	NUHOP CNTR FOR EXPERIENTIAL LEARN.	\$3,301.00
04/13/2023	744182	OHIO EDISON COMPANY	\$40,832.41
04/13/2023	744183	OHIO SCHOOLS COUNCIL	\$12,286.00
04/13/2023	744184	OHIO STATE EXTENSION OFFICE	\$200.00
04/13/2023	744185	PATRICIA A SALVATORE	\$140.00
04/13/2023	744186	PATRICIA ELAINE STONE	\$150.00
04/13/2023	744187	RIFTON EQUIPMENT	\$1,826.25
04/13/2023	744188	RUMPKE OF OHIO INC	\$1,523.28
04/13/2023	744189	SC STRATEGIC SOLUTIONS LLC	\$3,592.06
04/13/2023	744190	SCHOLASTIC BOOK FAIRS	\$3,410.91
04/13/2023	744191	SCHOOL NUTRITION ASSOCIATION	\$70.00
04/13/2023	744192	SCRUBBER CITY INC	\$344.73
04/13/2023	744193	SHERWIN WILLIAMS COMPANY	\$113.56
04/13/2023	744194	STEPHANIE M. BOWLIN	\$276.25
04/13/2023	744195	SMITH BROTHERS INC.	\$60.00
04/13/2023	744196	STANDARD WELDING & STEEL PRODUCTS	\$168.12
04/13/2023	744197	STAPLES INC	\$464.11
04/13/2023	744198	SUEVER ELECTRIC, LLC.	\$2,175.00
04/13/2023	744199	TAYLOR CONSULTING GROUP	\$14,827.00
04/13/2023	744200	THE OHIO DRILLING COMPANY	\$10,474.00
04/13/2023	744201	THE UPS STORE	\$14.88
04/13/2023	744202	TRECA DIGITAL ACADEMY	\$17,403.41
04/13/2023	744203	UNITED RENTALS (N AMERICA) INC	\$200.00
04/13/2023	744204	VERIZON WIRELESS	\$82.62
04/13/2023	744205	WOLFF BROS. SUPPLY INC.	\$253.89
04/13/2023	744206	WRAPAROUND EXPERTS, LLC	\$4,221.25
04/13/2023	V744036	AIR RITE SERVICES, INC (V-CARD)	\$2,769.00
04/13/2023	V744037	CINTAS CORPORATION (V-CARD)	\$795.77
04/13/2023	V744038	POINT SPRING & DRIVESHAFT (V-CARD)	\$783.30
04/13/2023	V744039	ACHIEVEMENT ADVANTAGE	\$2,625.00

# Medina City Schools

## Check Register For

### April 2023

5/9/23

12:34 PM

Check Date	Check Number	Vendor Name	Transaction Amount
04/13/2023	V744040	AIRGAS USA LLC	\$31.14
04/13/2023	V744041	ALAN T ROLAND	\$150.00
04/13/2023	V744045	AMAZON.COM	\$6,757.42
04/13/2023	V744046	ANTHONY BELSITO	\$850.00
04/13/2023	V744047	ARKAY FLORALS - FLOWER GALLERY	\$40.00
04/13/2023	V744048	BARNES & NOBLE BOOKSELLERS	\$130.21
04/13/2023	V744049	NEW DAIRY HOLDCO, LLC.	\$3,852.89
04/13/2023	V744050	ANDREW L BRENNER	\$24.76
04/13/2023	V744051	BULK BOOKSTORE	\$884.41
04/13/2023	V744052	CARDINAL BUS SALES & SERV INC	\$96.26
04/13/2023	V744053	CDWG	\$44,112.62
04/13/2023	V744054	DAVID M CHAMBERS	\$63.54
04/13/2023	V744055	CHRISTIAN CHILDREN'S HOME OF OHIO	\$7,600.00
04/13/2023	V744056	CLEVELAND CLINIC CENTER	\$31,184.16
04/13/2023	V744057	COUNS. CNTR OF WAYNE & HOLMES CTY.	\$39,624.65
04/13/2023	V744058	DAWN PROKOP	\$1,345.88
04/13/2023	V744059	DISCOUNT SCHOOL SUPPLY	\$23.45
04/13/2023	V744060	EASY GRAPHICS CORP	\$264,400.00
04/13/2023	V744061	TIFFANY IRENE EMERSON-KOSMAN	\$41.47
04/13/2023	V744062	ENTERPRISE FM TRUST	\$6,723.63
04/13/2023	V744063	ESC OF MEDINA COUNTY	\$62,935.24
04/13/2023	V744064	FBN SYSTEMS INC.	\$4,485.00
04/13/2023	V744065	GOODWILL INDUSTRIES AKRON INC	\$8,535.00
04/13/2023	V744066	BRITTANY D HARTORY	\$164.01
04/13/2023	V744067	HOUGHTON MIFFLIN HARCOURT	\$458.20
04/13/2023	V744068	IDENTIPHOTO CO LTD	\$165.19
04/13/2023	V744069	INTEGRITY SPORT TEAM SALES, LLC	\$10,493.75
04/13/2023	V744070	JAMES W. TIGHE	\$150.00
04/13/2023	V744071	SHELLY A JANSEN	\$100.22
04/13/2023	V744072	JESSICA WYATT	\$97.14
04/13/2023	V744073	JOHNSON CONTROLS FIRE PROT	\$777.62
04/13/2023	V744074	JOHNSON CONTROLS INC.	\$3,606.75
04/13/2023	V744075	LAKESHORE LEARNING MATERIALS, LLC	\$2,100.51

# Medina City Schools

## Check Register For

### April 2023

5/9/23

12:34 PM

Check Date	Check Number	Vendor Name	Transaction Amount
04/13/2023	V744076	LLA THERAPY, LLC.	\$39,586.75
04/13/2023	V744077	LEARNING A-Z, LLC .	\$512.00
04/13/2023	V744078	MICHAEL L WESNER	\$5,370.70
04/13/2023	V744079	JESSICA MARIE MITCHELL	\$146.72
04/13/2023	V744080	MNJ TECHNOLOGIES DIRECT INC	\$329.55
04/13/2023	V744081	MUSIC AND ARTS	\$325.00
04/13/2023	V744082	NASSP	\$385.00
04/13/2023	V744083	NAVIGATE360, LLC	\$7,944.13
04/13/2023	V744084	NEW STORY SCHOOLS OF OHIO	\$8,288.50
04/13/2023	V744085	NICHOLAS BRANDON MACLARREN	\$1,925.00
04/13/2023	V744086	RYAN KARL O'CULL	\$108.08
04/13/2023	V744087	ORLO AUTO PARTS INC	\$400.21
04/13/2023	V744088	POWER OF THE PEN	\$555.00
04/13/2023	V744089	BRADFORD S QUADE	\$100.00
04/13/2023	V744090	QUENCH USA, INC.	\$59.95
04/13/2023	V744091	QUILL CORPORATION	\$11.55
04/13/2023	V744092	REINHARDT SUPPLY COMPANY	\$1,199.85
04/13/2023	V744093	SHAYNA MICHELLE SAMOSKY	\$101.66
04/13/2023	V744094	SARGENT-WELCH LLC	\$392.66
04/13/2023	V744095	SCHOOL SPECIALTY, LLC.	\$785.28
04/13/2023	V744096	SENDERO THERAPIES INC.	\$68,438.18
04/13/2023	V744097	SHELLEY A. MACK	\$332.50
04/13/2023	V744098	DANIEL JOSEPH SMITH	\$22.14
04/13/2023	V744099	STANTON'S SHEET MUSIC INC	\$732.16
04/13/2023	V744100	TALBERT'S COMMERCIAL PRODUCTS	\$112.00
04/13/2023	V744101	HAYDEN CHANDLER TALLEY	\$13.62
04/13/2023	V744102	TARA LOCHER	\$300.00
04/13/2023	V744103	TECHNOLOGY ENGINEERING GROUP, LLC	\$6,685.00
04/13/2023	V744104	TOTAL EDUCATION SOLUTIONS, INC.	\$7,599.90
04/13/2023	V744105	TK ELEVATOR CORP. (V-CARD)	\$13,963.00
04/13/2023	V744106	USA CUSTOM APPAREL LLC	\$1,352.50
04/13/2023	V744107	VINSON GROUP LLC	\$8,575.00
04/13/2023	V744108	WAYSIDE PUBLISHING	\$544.50

# Medina City Schools

## Check Register For

### April 2023

5/9/23

12:34 PM

Check Date	Check Number	Vendor Name	Transaction Amount
04/13/2023	V744109	WEST MUSIC COMPANY INC	\$781.44
04/13/2023	V744110	ZINKAN ENTERPRISES INC.	\$2,670.75
<b>04/13/2023 - Total</b>			<b>\$1,120,300.92</b>
04/14/2023	V745313	MEMO - MEDICAL MUTUAL	\$68,603.19
<b>04/14/2023 - Total</b>			<b>\$68,603.19</b>
04/17/2023	V745314	MEMO - MEDICAL MUTUAL	\$278,813.73
<b>04/17/2023 - Total</b>			<b>\$278,813.73</b>
04/18/2023	744219	CHRISTIA MATTEY	\$1,909.98
<b>04/18/2023 - Total</b>			<b>\$1,909.98</b>
04/20/2023	745240	ADLER TEAM SPORTS	\$6,911.90
04/20/2023	745241	ADVANCE AUTO PARTS	\$56.86
04/20/2023	745242	AKRON CHILDRENS HOSPITAL	\$36,871.55
04/20/2023	745243	APPLIED INDUSTRIAL TECHNOLOGIES	\$16.26
04/20/2023	745244	ARMSTRONG UTILITIES INC.	\$157.94
04/20/2023	745245	AUDITOR OF STATE'S OFFICE	\$10,737.90
04/20/2023	745246	BELLEFAIRE JEWISH CHILDREN'S	\$4,905.60
04/20/2023	745247	CAFETERIA-PEPSI COLA ORDERS	\$1,899.36
04/20/2023	745248	THE MEDINA GAZETTE	\$620.04
04/20/2023	745249	CLEVELAND CLINIC ATWORK	\$150.00
04/20/2023	745250	CLEVELAND COMMUNICATIONS INC	\$210.00
04/20/2023	745251	COCA COLA BOTTLING CO CSLDT	\$610.46
04/20/2023	745252	COLUMBIA GAS OF OHIO INC	\$362.87
04/20/2023	745253	CROWN TROPHY OF MEDINA	\$2,506.78
04/20/2023	745254	DEAN ROBLE	\$90.00
04/20/2023	745255	DIAMOND FUNDRAISING	\$453.84
04/20/2023	745256	JENNIFER SLAIGHT	\$260.00
04/20/2023	745257	EAST CAROLINA UNIVERSITY	\$650.00
04/20/2023	745258	FISHER ATHLETIC EQUIPMENT INC.	\$2,500.00
04/20/2023	745259	GLENOAK HIGH SCHOOL	\$300.00
04/20/2023	745260	GORDON FOOD SERVICE	\$91.95
04/20/2023	745261	GREATER CLEVELAND ASSIGNORS	\$750.00
04/20/2023	745262	MEDINA AREA CHAMBER OF COMMERCE	\$30.00
04/20/2023	745263	GRIZZLY AUTO & TIRE	\$778.97

# Medina City Schools

## Check Register For

### April 2023

5/9/23

12:34 PM

Check Date	Check Number	Vendor Name	Transaction Amount
04/20/2023	745264	HARRISON FORD INC	\$247.31
04/20/2023	745265	LITERACY RESOURCES LLC	\$380.16
04/20/2023	745266	HERSHEY CREAMERY CO	\$1,957.55
04/20/2023	745267	HOME DEPOT CREDIT SERVICES	\$332.29
04/20/2023	745268	JUSTWRITE, INC.	\$125.00
04/20/2023	745269	LEARNWELL	\$59.85
04/20/2023	745270	MADELYN DEIGHTON	\$1,000.00
04/20/2023	745271	MADISON J LUCAS	\$180.00
04/20/2023	745272	MAGICAL THEATRE COMPANY	\$276.00
04/20/2023	745273	MATH LEARNING CENTER	\$16.00
04/20/2023	745274	MCS FOOD SERVICE DEPT.	\$5,723.46
04/20/2023	745275	MEDINA CITY SCHOOLS	\$3,137.91
04/20/2023	745276	MEDINA CO. ECONOMIC DEVEL. CORP.	\$85.00
04/20/2023	745277	MONTVILLE POLICE DEPARTMENT	\$48.00
04/20/2023	745278	NAEIR	\$10.00
04/20/2023	745279	NATIONAL SPEECH & DEBATE ASSOC	\$540.00
04/20/2023	745280	NEIL E. KEIM	\$90.00
04/20/2023	745281	ALFRED NICKLES BAKERY INC	\$372.92
04/20/2023	745282	OHIO EDISON COMPANY	\$594.84
04/20/2023	745283	OIAAA - OHIO INTERSCHOLASTIC	\$250.00
04/20/2023	745284	PREMIER SPEAKERS BUREAU	\$2,475.00
04/20/2023	745285	RICHARD BURSON	\$140.00
04/20/2023	745286	RIPCHO STUDIO INC	\$116.25
04/20/2023	745287	ROBERT J BARAN	\$140.00
04/20/2023	745288	ROWLEYS WHOLESALE	\$359.10
04/20/2023	745289	SMITH BROTHERS INC.	\$135.00
04/20/2023	745290	STAPLES INC	\$5.34
04/20/2023	745291	STRONGSVILLE CITY SCHOOLS	\$350.00
04/20/2023	745292	SUBURBAN SCHOOL TRANSPORTATION	\$92,416.46
04/20/2023	745293	SWANK MOVIE LICENSING USA	\$531.00
04/20/2023	745294	TODD SHAPIRO	\$190.00
04/20/2023	745295	TRACY BROWN	\$300.00
04/20/2023	745296	W W WILLIAMS COMPANY LLC	\$178.80

# Medina City Schools

## Check Register For

### April 2023

5/9/23

12:34 PM

Check Date	Check Number	Vendor Name	Transaction Amount
04/20/2023	745297	WOLFF BROS. SUPPLY INC.	\$14,800.00
04/20/2023	745298	WORLD TRUCK TOWING & RECOVERY, INC.	\$412.50
04/20/2023	745299	WRAPAROUND EXPERTS, LLC	\$3,150.00
04/20/2023	V745193	CINTAS CORPORATION (V-CARD)	\$1,073.44
04/20/2023	V745194	FOLLETT SCHOOL SOLUTIONS (V-CARD)	\$993.71
04/20/2023	V745195	POINT SPRING & DRIVESHAFT (V-CARD)	\$1,470.01
04/20/2023	V745196	ROBERT J. VERNAK (V-CARD)	\$1,175.50
04/20/2023	V745197	TK ELEVATOR CORP. (V-CARD)	\$11,824.70
04/20/2023	V745198	ABC THERAPY, LTD	\$21,161.50
04/20/2023	V745201	AMAZON.COM	\$7,647.65
04/20/2023	V745202	ANTHONY BELSITO	\$880.00
04/20/2023	V745203	BARNES & NOBLE BOOKSELLERS	\$880.26
04/20/2023	V745204	BLICK ART MATERIALS LLC	\$285.99
04/20/2023	V745205	BSN SPORTS LLC	\$33.92
04/20/2023	V745206	CARDINAL BUS SALES & SERV INC	\$4,833.30
04/20/2023	V745207	CENTERRA CO-OP	\$9,073.20
04/20/2023	V745208	CUMMINS SALES AND SERVICE	\$11,444.82
04/20/2023	V745209	DAWN PROKOP	\$846.38
04/20/2023	V745210	DE LAGE LANDEN FINANCIAL	\$1,656.08
04/20/2023	V745211	RONALD A DOUGLAS	\$31.97
04/20/2023	V745212	CHERYL L EARLS	\$19.00
04/20/2023	V745213	ELECTRICAL APPLIANCE REPAIR	\$183.00
04/20/2023	V745214	ENNIS BRITTON CO LPA	\$570.00
04/20/2023	V745215	ESC OF MEDINA COUNTY	\$73,856.71
04/20/2023	V745216	MARCIE R HENNING	\$47.95
04/20/2023	V745217	KELLY SUE KRINER	\$56.26
04/20/2023	V745218	LORI S KELLY	\$1,953.00
04/20/2023	V745219	MCMASTER-CARR SUPPLY COMPANY	\$91.51
04/20/2023	V745220	MICHAEL L WESNER	\$2,023.75
04/20/2023	V745221	MEGAN RENEE MONTGOMERY	\$54.89
04/20/2023	V745222	NEUHAUS EDUCATION CENTER	\$5,250.00
04/20/2023	V745223	ORLO AUTO PARTS INC	\$177.06
04/20/2023	V745224	P & A ADMINISTRATIVE SERVICES	\$643.30



# Medina City Schools Check Register For April 2023

5/9/23

12:34 PM

Check Date	Check Number	Vendor Name	Transaction Amount
04/20/2023	V745225	MINE PAZITKA	\$1,926.00
04/20/2023	V745226	PETERS KALAIL & MARKAKIS CO	\$2,321.42
04/20/2023	V745227	PIONEER MANUFACTURING COMPANY	\$183.24
04/20/2023	V745228	PSI AFFILIATES INC.	\$14,915.52
04/20/2023	V745229	QUILL CORPORATION	\$20.05
04/20/2023	V745230	REDTREE INVESTMENT GROUP	\$1,455.02
04/20/2023	V745231	SCHOOL SPECIALTY, LLC.	\$711.25
04/20/2023	V745232	SPORTSWORLD	\$401.95
04/20/2023	V745233	KAREN M SPRING	\$19.00
04/20/2023	V745234	NICHOLE JANINE SZYDLO	\$375.00
04/20/2023	V745235	TARA LOCHER	\$270.00
04/20/2023	V745236	TOTAL EDUCATION SOLUTIONS, INC.	\$9,179.10
04/20/2023	V745237	TRANSPORTATION ACCESSORIES CO, INC.	\$332.49
04/20/2023	V745238	USA MOBILE DRUG TESTING	\$318.00
04/20/2023	V745239	WHITE HOUSE ARTESIAN SPRINGS	\$32.25
04/20/2023	V745300	ARBITERPAY TRUST ACCOUNT	\$3,000.00
<b>04/20/2023 - Total</b>			<b>\$398,747.17</b>
04/21/2023	745167	CENTRAL COLLECTION AGENCY	\$55.76
04/21/2023	745168	CITY OF AKRON	\$145.52
04/21/2023	745169	CITY OF BRUNSWICK	\$113.01
04/21/2023	745170	F.C.P.E	\$143.00
04/21/2023	745171	KIDS FIRST	\$12.00
04/21/2023	745172	OAPSE	\$4,521.23
04/21/2023	745173	KEITH L RUCINSKI, CHAPTER 13 TRSTEE	\$1,638.00
04/21/2023	745174	OHIO EDUCATION ASSOCIATION	\$360.49
04/21/2023	745175	PEOPLE QUALIFIED COMMITTEE	\$23.12
04/21/2023	745176	R.I.T.A.	\$26,142.85
04/21/2023	745440	R.I.T.A.	\$26.98
04/21/2023	V745177	MEMO-FLEXSAVE	\$12,288.69
04/21/2023	V745178	MEDINA CITY SCHOOLS FOUNDATION	\$69.00
04/21/2023	V745179	MEDINA CITY TEACHERS ASSOC	\$38,638.00
04/21/2023	V745180	MEMO - SERS - BOARD	\$60,542.26
04/21/2023	V745181	MEMO - STRS - BOARD	\$239,721.50

# Medina City Schools

## Check Register For

### April 2023

5/9/23

12:34 PM

Check Date	Check Number	Vendor Name	Transaction Amount
04/21/2023	V745182	MEMO -EFTPS - TAXES	\$245,469.45
04/21/2023	V745183	MEMO -MEDINA CITY SCHOOLS	\$469,644.04
04/21/2023	V745184	MEMO --S E R S - EMPLOYEE	\$43,741.89
04/21/2023	V745185	MEMO --S T R S - EMPLOYEE	\$250,959.12
04/21/2023	V745186	OHIO BUSINESS GATEWAY	\$49,608.48
04/21/2023	V745187	OHIO CHILD SUPPORT PAYMENT CENTRAL	\$449.93
04/21/2023	V745188	MEMO - OMNI	\$45,693.97
04/21/2023	V745189	SCHOOL DISTRICT INCOME TAX	\$1,660.61
04/21/2023	V745190	TRUSTMARK VOLUNTARY BENEFITS	\$1,913.04
04/21/2023	V745191	WORKERS COMP MEMO	\$6,304.20
04/21/2023	V745307	SCHOOL DISTRICT INCOME TAX	\$1,684.21
04/21/2023	V745308	WORKERS COMP MEMO	\$6,492.15
04/21/2023	V745310	OHIO DEPT OF ED - MEMO CK	\$94,668.58
04/21/2023	V745435	MEMO - STRS - BOARD	\$302.14
04/21/2023	V745436	MEMO -EFTPS - TAXES	\$200.83
04/21/2023	V745437	MEMO --S T R S - EMPLOYEE	\$310.70
04/21/2023	V745438	OHIO BUSINESS GATEWAY	\$35.34
04/21/2023	V745439	WORKERS COMP MEMO	\$6.48
<b>04/21/2023 - Total</b>			<b>\$1,603,586.57</b>
04/24/2023	745303	CENTRAL COLLECTION AGENCY	\$56.69
04/24/2023	745304	CITY OF AKRON	\$145.52
04/24/2023	745305	CITY OF BRUNSWICK	\$113.30
04/24/2023	745306	R.I.T.A.	\$26,943.69
04/24/2023	V745315	MEMO - MEDICAL MUTUAL	\$113,663.28
<b>04/24/2023 - Total</b>			<b>\$140,922.48</b>
04/26/2023	V745434	SYSCO CLEVELAND INC	\$64,483.20
04/26/2023	V745446	ARBITERPAY TRUST ACCOUNT	\$4,000.00
<b>04/26/2023 - Total</b>			<b>\$68,483.20</b>
04/27/2023	745316	AMY & DANIEL SCHNEIDER	\$25.00
04/27/2023	745317	AMY DUDLEY	\$125.00
04/27/2023	745318	ANDREW RAULIE	\$44.00
04/27/2023	745319	ANN & JEFF PATTERSON	\$15.00
04/27/2023	745320	ASHLEY WAGNER	\$44.00

# Medina City Schools

## Check Register For

### April 2023

5/9/23

12:34 PM

Check Date	Check Number	Vendor Name	Transaction Amount
04/27/2023	745321	BARRY URBAN	\$15.00
04/27/2023	745322	BRADLEY KOCHMIT	\$94.00
04/27/2023	745323	BRANDI & RODNEY REES	\$20.00
04/27/2023	745324	CARRIE WALTERS	\$42.00
04/27/2023	745325	CASSANDRA WEAVER	\$20.00
04/27/2023	745326	CHRISTINE FOSTER	\$25.00
04/27/2023	745327	CHRISTINE KUNGLI	\$55.00
04/27/2023	745328	CHRISTOPHER UPTON	\$74.00
04/27/2023	745329	CINDY NORT	\$20.00
04/27/2023	745330	DAMIR LJUBANOVIC	\$159.00
04/27/2023	745331	DAVID & ERIN DIPERNA	\$20.00
04/27/2023	745332	DAVID & RACHEAL SCOTT	\$15.00
04/27/2023	745333	DEANNA & TIM RUPPELLI	\$18.00
04/27/2023	745334	DUSTIN & ANNIE BRYANT	\$15.00
04/27/2023	745335	DUSTIN & JESSICA HENNEN	\$97.00
04/27/2023	745336	EBONY EZELL	\$11.00
04/27/2023	745337	ELLEN & CHRIS HESS	\$30.00
04/27/2023	745338	EMILY PIGNATO	\$230.00
04/27/2023	745339	GARFIELD PTO	\$41.12
04/27/2023	745340	HEIDI & MARK PENAHERRERA	\$15.00
04/27/2023	745341	JEFFREY & GENEVIEVE LESHER	\$18.00
04/27/2023	745342	JEFFREY TALBERT	\$9.89
04/27/2023	745343	JENNA & TIM SWANSON	\$40.00
04/27/2023	745344	JENNIFER & CURTIS PETREY	\$12.00
04/27/2023	745345	JILL & MATTHEW SHAMIS	\$18.00
04/27/2023	745346	JODIE ADAMS	\$10.00
04/27/2023	745347	JOHN CHAREK	\$20.00
04/27/2023	745348	JORDAN GRUMBLING	\$13.00
04/27/2023	745349	KATHLEEN & JAMES FEEKS	\$12.00
04/27/2023	745350	KELLY & CHRISTOPHER PERRONE	\$30.00
04/27/2023	745351	KELLY BOEBEL	\$14.00
04/27/2023	745352	MICHELLE BEARD	\$25.00
04/27/2023	745353	PETRICE BELLE NORMAN	\$18.00

# Medina City Schools

## Check Register For

### April 2023

5/9/23

12:34 PM

Check Date	Check Number	Vendor Name	Transaction Amount
04/27/2023	745354	RACHEL CRANE	\$140.00
04/27/2023	745355	REBECCA & MICHAEL BUCK	\$15.00
04/27/2023	745356	RUSSELL & RENEE BIGGS	\$74.00
04/27/2023	745357	SCOTT & AMY LIBERTY	\$18.00
04/27/2023	745358	STEPHANIE & JOHN PETRO	\$6.00
04/27/2023	745359	THE SMYTH SCHOOL OF IRISH DANCE LLC	\$50.00
04/27/2023	745360	VELISAV & DOBRILA VASILJEVICH	\$330.00
04/27/2023	745381	ALTITUDE HEADQUARTERS	\$5,690.00
04/27/2023	745382	AMHERST STEELE HIGH SCHOOL	\$350.00
04/27/2023	745383	ARMSTRONG UTILITIES INC.	\$530.07
04/27/2023	745384	CAFETERIA-PEPSI COLA ORDERS	\$830.04
04/27/2023	745385	CAROLINA BIOLOGICAL SUPPLY CO.	\$151.76
04/27/2023	745386	COCA COLA BOTTLING CO CSLDT	\$451.14
04/27/2023	745387	COLUMBIA GAS OF OHIO INC	\$9,046.00
04/27/2023	745388	CROWN TROPHY OF MEDINA	\$290.00
04/27/2023	745389	DAREN STAHL PHOTOGRAPHY	\$275.00
04/27/2023	745390	EAST CAROLINA UNIVERSITY	\$650.00
04/27/2023	745391	FASTSIGNS #222901	\$1,989.00
04/27/2023	745392	FRONTIER NORTH INC	\$4,835.21
04/27/2023	745393	GREAT LAKES BIOMEDICAL LLC	\$391.00
04/27/2023	745394	GROVE CITY HIGH SCHOOL	\$71.00
04/27/2023	745395	HAUS OF LANOUE, LLC.	\$1,450.00
04/27/2023	745396	HERSHEY CREAMERY CO	\$165.00
04/27/2023	745397	HOUSE OF FLOWERS BOUTIQUE	\$277.95
04/27/2023	745398	ICANDI GRAPHICS, LLC	\$400.00
04/27/2023	745399	JAKE KRAHE	\$39.24
04/27/2023	745400	KIEFER EQUIPMENT CO	\$29.99
04/27/2023	745401	LAKESHORE EQUIPMENT COMPANY	\$114.43
04/27/2023	745402	LEARNWELL	\$179.55
04/27/2023	745403	LEPPO INC.	\$160.00
04/27/2023	745404	MACGILL DISCOUNT NURSE SUPPLY	\$159.35
04/27/2023	745405	MACKIN BOOK COMPANY	\$351.02
04/27/2023	745406	MACK'S INC.	\$302.40

# Medina City Schools

## Check Register For

### April 2023

5/9/23

12:34 PM

Check Date	Check Number	Vendor Name	Transaction Amount
04/27/2023	745407	MADISON J LUCAS	\$40.00
04/27/2023	745408	MAGICAL THEATRE COMPANY	\$828.00
04/27/2023	745409	MASTER TEACHER INC	\$132.95
04/27/2023	745410	MCS FOOD SERVICE DEPT.	\$394.10
04/27/2023	745411	MEDINA COUNTY BOARD OF DD.	\$6,298.50
04/27/2023	745412	MEDINA COUNTY SANITARY	\$1,866.55
04/27/2023	745413	MEDINA FARMERS EXCHANGE CO INC	\$506.25
04/27/2023	745414	MEDINA GYMNASTICS ACADEMY INC	\$3,500.00
04/27/2023	745415	MEDINA HARDWARE INC	\$90.77
04/27/2023	745416	MIDNIGHT MUSIC AND MEMORIES	\$700.00
04/27/2023	745417	ALFRED NICKLES BAKERY INC	\$666.58
04/27/2023	745418	OHIO DEPT OF JOB &	\$3,510.75
04/27/2023	745419	OTC BRANDS INC	\$58.35
04/27/2023	745420	PROTEGIS FIRE & SAFETY	\$390.00
04/27/2023	745421	RICHEY ATHLETICS	\$1,380.00
04/27/2023	745422	RIPCHO STUDIO INC	\$910.00
04/27/2023	745423	ROJEN COMPANY	\$267.62
04/27/2023	745424	SCHOLASTIC INC	\$157.50
04/27/2023	745425	SPORTS IMPORTS INC	\$89.00
04/27/2023	745426	STAPLES INC	\$72.78
04/27/2023	745427	STERLING FARM EQUIPMENT	\$13.00
04/27/2023	745428	TARA TOBER LLC	\$2,500.00
04/27/2023	745429	DOUGLAS ARGABRIGHT	\$2,795.00
04/27/2023	745430	THOMAS WORTHINGTON HIGH SCHOOL	\$300.00
04/27/2023	745431	XEROX FINANCIAL SERVICES LLC	\$11,517.00
04/27/2023	V745361	KRISTIN NOELLE MCRITCHIE	\$25.00
04/27/2023	V745362	CINTAS CORPORATION (V-CARD)	\$57.89
04/27/2023	V745363	ROBERT J. VERNAK (V-CARD)	\$315.00
04/27/2023	V745364	AIRGAS USA LLC	\$6.48
04/27/2023	V745366	AMAZON.COM	\$3,048.86
04/27/2023	V745367	BLICK ART MATERIALS LLC	\$246.22
04/27/2023	V745368	NEW DAIRY HOLDCO, LLC.	\$2,685.44
04/27/2023	V745369	DB ENTERTAINMENT GROUP LLC	\$1,999.00

# Medina City Schools

## Check Register For

### April 2023

5/9/23

12:34 PM

Check Date	Check Number	Vendor Name	Transaction Amount
04/27/2023	V745370	DE LAGE LANDEN FINANCIAL	\$310.67
04/27/2023	V745371	ESC OF MEDINA COUNTY	\$17,795.33
04/27/2023	V745372	ORLO AUTO PARTS INC	\$129.78
04/27/2023	V745373	QUADIENT FINANCE USA, INC	\$4,000.00
04/27/2023	V745374	REINHARDT SUPPLY COMPANY	\$5,665.99
04/27/2023	V745375	SCHOOL SPECIALTY, LLC.	\$412.52
04/27/2023	V745376	SENDERO THERAPIES INC.	\$65,101.36
04/27/2023	V745377	SPHERO INC	\$3,253.47
04/27/2023	V745378	SPORTSWORLD	\$15,001.50
04/27/2023	V745379	TECHNOLOGY ENGINEERING GROUP, LLC	\$94,696.00
04/27/2023	V745380	THE PRINCIPAL CENTER	\$499.50
<b>04/27/2023 - Total</b>			<b>\$285,555.87</b>
04/28/2023	V745441	MEMO - P & A ADMINISTRATIVE	\$16,383.36
04/28/2023	V745442	MEMO MET LIFE INSURANCE	\$43,312.26
04/28/2023	V745443	MEMO - BUREAU WORK COMP	\$8,842.32
<b>04/28/2023 - Total</b>			<b>\$68,537.94</b>
<b>Overall - Total</b>			<b>\$6,211,776.98</b>

Fiscal Year	Fund - Expledger	Function First Two Digits	Fiscal Year Budgeted Amount	% Expensed	Fiscal Year Expense Amount	Fiscal Year Encumbrance Amount	Balance
23	0010000	1100	\$474,442.79	0.01349189	\$6,401.13	\$0.00	\$468,041.66
23	0010000	1100	\$18,108,313.81	0.69610986	\$12,605,375.75	\$34,722.41	\$5,468,215.65
23	0010000	1100	\$8,680,467.98	1.0649984	\$9,244,684.53	\$29,736.17	(\$593,952.72)
23	0010000	1100	\$10,685,427.50	0.88034268	\$9,406,837.87	\$68,755.10	\$1,209,834.53
23	0010000	1100	\$50,358.76	0.27895524	\$14,047.84	\$24,645.54	\$11,665.38
23	0010000	1100	\$137,339.00	0.86871515	\$119,308.47	\$12,326.03	\$5,704.50
23	0010000	1100	\$60,884.00	0.29720189	\$18,094.84	\$20,248.26	\$22,540.90
23	0010000	1200	\$510,157.00	0.99596091	\$508,096.43	\$2,310.26	(\$249.69)
23	0010000	1200	\$60,000.00	0.50772317	\$30,463.39	\$8,387.89	\$21,148.72
23	0010000	1200	\$711,748.00	0.91876566	\$653,929.62	\$0.00	\$57,818.38
23	0010000	1200	\$463,439.00	0.93426242	\$432,973.64	\$0.00	\$30,465.36
23	0010000	1200	\$0.00		\$0.00	\$0.00	\$0.00
23	0010000	1200	\$2,302,445.61	0.95191447	\$2,191,731.29	\$0.00	\$110,714.32
23	0010000	1200	\$205,165.00	0	\$0.00	\$0.00	\$205,165.00
23	0010000	1200	\$2,548,981.63	0.16804989	\$428,356.07	\$0.00	\$2,120,625.56
23	0010000	1200	\$689,962.00	0.60991353	\$420,817.16	\$0.00	\$269,144.84
23	0010000	1200	\$1,000.00	0	\$0.00	\$0.00	\$1,000.00
23	0010000	1200	\$413,556.00	1.26567981	\$523,429.48	\$0.00	(\$109,873.48)
23	0010000	1200	\$0.00		\$0.00	\$0.00	\$0.00
23	0010000	1200	\$1,941,142.00	0.857697	\$1,664,911.67	\$0.00	\$276,230.33
23	0010000	1200	\$25,000.00	0	\$0.00	\$0.00	\$25,000.00
23	0010000	1200	\$212,633.00	1.06342487	\$226,119.22	\$720.00	(\$14,206.22)
23	0010000	1200	\$308,169.00	1.35304317	\$416,965.96	\$0.00	(\$108,796.96)
23	0010000	1200	\$527,357.00	0.83533987	\$440,522.33	\$2,036.17	\$84,798.50
23	0010000	1200	\$3,720,369.81	0.77402277	\$2,879,650.95	\$422,501.09	\$418,217.77
23	0010000	1300	\$289,731.00	0.78134273	\$226,379.21	\$50,000.00	\$13,351.79
23	0010000	1300	\$22,557.00	0	\$0.00	\$0.00	\$22,557.00
23	0010000	1900	\$264,170.00	0	\$0.00	\$0.00	\$264,170.00
23	0010000	1900	\$133,319.95	0.21701013	\$28,931.78	\$11,000.00	\$93,388.17
23	0010000	1900	\$5,511,865.68	0.14791172	\$815,269.56	\$153,899.92	\$4,542,696.20
23	0010000	2100	\$643,634.08	0.81230344	\$522,826.18	\$11,137.42	\$109,670.48
23	0010000	2100	\$1,440,700.00	0.967679	\$1,394,135.13	\$0.00	\$46,564.87
23	0010000	2100	\$31,325.00	7.76176249	\$243,137.21	\$0.00	(\$211,812.21)
23	0010000	2100	\$397,273.31	0.69258005	\$275,143.57	\$122,129.00	\$0.74
23	0010000	2100	\$897,828.00	0.95054289	\$853,424.02	\$0.00	\$44,403.98
23	0010000	2100	\$5,254.00	0.74562238	\$3,917.50	\$1,336.50	\$0.00
23	0010000	2100	\$1,043,218.00	0.82341701	\$859,003.45	\$73,050.25	\$111,164.30
23	0010000	2100	\$599,928.77	0.84549289	\$507,235.51	\$71,144.10	\$21,549.16
23	0010000	2100	\$394,093.24	0.79696909	\$314,080.13	\$66,085.58	\$13,927.53
23	0010000	2100	\$22,505.00	0.18535881	\$4,171.50	\$0.00	\$18,333.50
23	0010000	2100	\$6,596.00	0	\$0.00	\$0.00	\$6,596.00
23	0010000	2200	\$0.00		\$0.00	\$0.00	\$0.00
23	0010000	2200	\$668,951.63	0.74019699	\$495,155.98	\$20,416.19	\$153,379.46
23	0010000	2200	\$44,640.65	0.09349057	\$4,173.48	\$13,729.24	\$26,737.93
23	0010000	2200	\$4,137.00	0	\$0.00	\$0.00	\$4,137.00
23	0010000	2200	\$682,252.55	0.84486204	\$576,409.28	\$8,642.40	\$97,200.87
23	0010000	2300	\$216,856.00	0.82683366	\$179,303.84	\$10,672.83	\$26,879.33
23	0010000	2400	\$345,391.60	0.86191474	\$297,698.11	\$4,170.00	\$43,523.49
23	0010000	2400	\$722,780.00	0.55947075	\$404,374.27	\$0.00	\$318,405.73
23	0010000	2400	\$0.00		\$0.00	\$0.00	\$0.00
23	0010000	2400	\$866,911.95	0.71231194	\$631,757.97	\$109,772.35	\$145,381.63
23	0010000	2400	\$4,229,170.84	0.85891343	\$3,632,491.65	\$26,260.26	\$570,418.93
23	0010000	2400	\$1,000.00	0.09595	\$95.95	\$904.05	\$0.00
23	0010000	2400	\$3,000.00	0.71	\$2,130.00	\$300.00	\$570.00
23	0010000	2400	\$41,250.00	0.38887273	\$16,041.00	\$22,759.00	\$2,450.00
23	0010000	2500	\$1,625,834.83	0.79815845	\$1,297,673.80	\$19,593.14	\$308,567.89
23	0010000	2500	\$69,034.00	0.49251528	\$34,000.30	\$16,889.20	\$18,144.50
23	0010000	2600	\$377,372.20	0.96929872	\$365,786.39	\$73,636.70	(\$62,050.89)
23	0010000	2600	\$398.00	0	\$0.00	\$0.00	\$398.00
23	0010000	2600	\$25,847.65	0.63380153	\$16,382.28	\$6,264.09	\$3,201.28
23	0010000	2700	\$4,278,728.10	0.90776388	\$3,884,074.84	\$697,151.25	(\$302,497.99)
23	0010000	2700	\$2,961,787.00	0.85459939	\$2,531,141.37	\$0.00	\$430,645.63
23	0010000	2700	\$3,477.35	0.8047795	\$2,798.50	\$648.85	\$30.00
23	0010000	2800	\$0.00		\$0.00	\$0.00	\$0.00
23	0010000	2800	\$0.00		\$0.00	\$0.00	\$0.00
23	0010000	2800	\$4,536.00	0.02771384	\$125.71	\$0.00	\$4,410.29
23	0010000	2800	\$0.00		\$0.00	\$0.00	\$0.00
23	0010000	2800	\$0.00		\$0.00	\$0.00	\$0.00
23	0010000	2900	\$206,721.66	0.63494614	\$131,257.12	\$5,635.25	\$69,829.29
23	0010000	2900	\$400.00	0.125	\$50.00	\$200.00	\$150.00
23	0010000	2900	\$457,213.53	0.3752733	\$171,580.03	\$0.00	\$285,633.50
23	0010000	2900	\$12,513.00	0.6964389	\$8,714.54	\$2,000.00	\$1,798.46
23	0010000	3200	\$48,132.00	0.63341623	\$30,487.59	\$0.00	\$17,644.41
23	0010000	3200	\$6,687.25	1.19817563	\$8,012.50	\$9,560.68	(\$10,885.93)
23	0010000	3200	\$0.00		\$0.00	\$0.00	\$0.00
23	0010000	4100	\$1,551.00	0.11992908	\$186.01	\$0.00	\$1,364.99
23	0010000	4100	\$4,991.00	0	\$0.00	\$0.00	\$4,991.00
23	0010000	4100	\$5,486.00	1.03554867	\$5,681.02	\$0.00	(\$195.02)
23	0010000	4100	\$23,271.00	0.80925702	\$18,832.22	\$0.00	\$4,438.78
23	0010000	4100	\$83,233.00	0.90863191	\$75,628.16	\$0.00	\$7,604.84
23	0010000	4100	\$15,559.00	0.7467318	\$11,618.40	\$0.00	\$3,940.60
23	0010000	4100	\$4,815.00	0.88194393	\$4,246.56	\$0.00	\$568.44
23	0010000	4100	\$38,027.00	0.34377942	\$13,072.90	\$0.00	\$24,954.10
23	0010000	4100	\$31,933.00	0.36122475	\$11,534.99	\$0.00	\$20,398.01
23	0010000	4500	\$67,179.00	0.65545557	\$44,032.85	\$0.00	\$23,146.15
23	0010000	4500	\$11,327.00	0	\$0.00	\$0.00	\$11,327.00
23	0010000	4500	\$23,549.00	0.8565748	\$20,171.48	\$0.00	\$3,377.52
23	0010000	4500	\$18,499.00	0.58732364	\$10,864.90	\$0.00	\$7,634.10
23	0010000	4500	\$119,084.00	0.9644718	\$114,853.16	\$0.00	\$4,230.84
23	0010000	4500	\$29,723.00	1.01323016	\$30,116.24	\$0.00	(\$393.24)
23	0010000	4500	\$31,636.00	0.9960997	\$31,512.61	\$0.00	\$123.39
23	0010000	4500	\$27,086.00	1.10960312	\$30,054.71	\$0.00	(\$2,968.71)
23	0010000	4500	\$16,989.00	0.52433869	\$8,907.99	\$0.00	\$8,081.01
23	0010000	4500	\$10,258.00	0	\$0.00	\$0.00	\$10,258.00
23	0010000	4500	\$108,794.00	0	\$0.00	\$0.00	\$108,794.00
23	0010000	4500	\$41,147.00	1.06371497	\$43,768.68	\$0.00	(\$2,621.68)
23	0010000	4500	\$0.00		\$0.00	\$0.00	\$0.00
23	0010000	4500	\$50,140.00	0.9989627	\$50,087.99	\$0.00	\$52.01

Fiscal Year	Fund - Expended	Function First Two Digits	Fiscal Year Budgeted Amount	% Expensed	Fiscal Year Expense Amount	Fiscal Year Encumbrance Amount	Balance
23	0160000	2800	\$352,585.00	0.6316282	\$222,702.63	\$0.00	\$129,882.37
23	0160000	4100	\$5,853.00	0	\$0.00	\$0.00	\$5,853.00
23	0160410	2100	\$86,204.00	1.30438715	\$112,443.39	\$0.00	(\$26,239.39)
23	0161000	1100	\$302,635.00	0.96555048	\$292,209.37	\$0.00	\$10,425.63
23	0161000	1100	\$8,362.00	0	\$0.00	\$0.00	\$8,362.00
23	0161000	1200	\$293,651.00	0.91205434	\$267,825.67	\$0.00	\$25,825.33
23	0161000	2100	\$14,019.00	0	\$0.00	\$0.00	\$14,019.00
23	0180000	2600	\$0.00		\$0.00	\$0.00	\$0.00
23	0180000	2400	\$0.00		\$0.00	\$0.00	\$0.00
23	0189110	1100	\$500.00	0.23968	\$119.84	\$0.00	\$380.16
23	0189110	2400	\$15,175.12	0.5499996	\$8,346.31	\$5,638.73	\$1,190.08
23	0189110	7200	\$0.00		\$0.00	\$0.00	\$0.00
23	0189111	1200	\$0.00		\$0.00	\$0.00	\$0.00
23	0189111	7200	\$0.00		\$0.00	\$0.00	\$0.00
23	0189113	2200	\$3,500.00	0.01913714	\$66.98	\$2,609.00	\$824.02
23	0189120	2400	\$15,759.01	0.48570691	\$7,654.26	\$3,155.00	\$4,949.75
23	0189120	7200	\$0.00		\$0.00	\$0.00	\$0.00
23	0189123	2200	\$5,000.00	0.849732	\$4,248.66	\$0.00	\$751.34
23	0189130	1100	\$5,900.00	0.55989322	\$3,303.37	\$2,298.70	\$297.93
23	0189130	2400	\$23,376.10	0.38099469	\$8,906.17	\$3,969.56	\$10,500.37
23	0189130	7200	\$0.00		\$0.00	\$0.00	\$0.00
23	0189133	2200	\$150.00	0.33333333	\$50.00	\$100.00	\$0.00
23	0189135	4500	\$0.00		\$0.00	\$0.00	\$0.00
23	0189140	1100	\$8,000.00	0.45245875	\$3,619.67	\$700.00	\$3,680.33
23	0189140	2400	\$22,041.62	0.25233989	\$5,561.98	\$4,406.16	\$12,073.48
23	0189143	2200	\$6,000.00	0	\$0.00	\$0.00	\$6,000.00
23	0189160	1100	\$0.00		\$0.00	\$0.00	\$0.00
23	0189160	2400	\$24,542.42	0.87277946	\$21,420.12	\$2,560.07	\$562.23
23	0189160	7200	\$0.00		\$0.00	\$0.00	\$0.00
23	0189161	2200	\$4,000.00	0.3099375	\$1,239.75	\$0.00	\$2,760.25
23	0189163	2200	\$11,000.00	0.45169636	\$4,968.66	\$0.00	\$6,031.34
23	0189170	1100	\$20,000.00	0.045681	\$913.62	\$5,000.00	\$14,086.38
23	0189170	2400	\$24,500.00	0.38889469	\$9,527.92	\$1,807.15	\$13,164.93
23	0189170	7200	\$0.00		\$0.00	\$0.00	\$0.00
23	0189171	2400	\$0.00		\$0.00	\$0.00	\$0.00
23	0189171	7200	\$2,000.00	1.115145	\$2,230.29	\$0.00	(\$230.29)
23	0189173	2200	\$0.00		\$0.00	\$0.00	\$0.00
23	0189180	1100	\$0.00		\$1,239.75	\$0.00	(\$1,239.75)
23	0189180	2400	\$35,114.60	0.23027231	\$8,085.92	\$2,747.45	\$24,281.23
23	0189180	7200	\$0.00		\$0.00	\$0.00	\$0.00
23	0189181	1200	\$0.00		\$0.00	\$0.00	\$0.00
23	0189183	2200	\$15,103.00	0.33787989	\$5,103.00	\$8,000.00	\$2,000.00
23	0189200	2400	\$48,154.96	0.59788919	\$28,791.33	\$10,650.62	\$8,713.01
23	0189200	7200	\$0.00		\$0.00	\$0.00	\$0.00
23	0189203	2200	\$3,411.00	0.99997361	\$3,410.91	\$0.00	\$0.09
23	0189210	1100	\$0.00		\$0.00	\$0.00	\$0.00
23	0189210	2400	\$26,348.70	0.42237036	\$11,128.91	\$9,748.01	\$5,471.78
23	0189210	7200	\$1,812.34	1	\$1,812.34	\$0.00	\$0.00
23	0189211	2200	\$3,060.00	0.17260784	\$528.18	\$0.00	\$2,531.82
23	0189300	2400	\$44,943.36	0.51969034	\$23,356.63	\$19,614.55	\$1,972.18
23	0189300	7200	\$2,895.00	1.3626943	\$3,945.00	\$0.00	(\$1,050.00)
23	0189301	2200	\$0.00		\$0.00	\$0.00	\$0.00
23	0189302	1100	\$47,000.00	0.12461298	\$5,856.81	\$29,909.19	\$11,234.00
23	0189303	0000	\$0.00		\$1,928.24	\$0.00	(\$1,928.24)
23	0189303	3200	\$95,405.87	0.32987656	\$31,472.16	\$52,914.22	\$11,019.49
23	0189304	4300	\$33,102.96	0.3508505	\$11,614.19	\$11,358.17	\$10,130.60
23	0189305	1100	\$0.00		\$0.00	\$0.00	\$0.00
23	0189306	2400	\$13,900.00	0.1748259	\$2,430.08	\$5,469.92	\$6,000.00
23	0189307	1100	\$4,459.00	0.69411303	\$3,095.05	\$0.00	\$1,363.95
23	0189308	2100	\$3,350.00	0.62724776	\$2,101.28	\$1,121.70	\$127.02
23	0189900	2200	\$0.00		\$0.00	\$0.00	\$0.00
23	0189901	1100	\$0.00		\$0.00	\$0.00	\$0.00
23	0189901	1200	\$7,000.00	0.99671	\$6,976.97	\$23.03	\$0.00
23	0189901	1900	\$0.00		\$0.00	\$0.00	\$0.00
23	0189901	2200	\$0.00		\$0.00	\$0.00	\$0.00
23	0189901	2200	\$0.00		\$0.00	\$0.00	\$0.00
23	0189901	7200	\$0.00		\$0.00	\$0.00	\$0.00
23	0189902	2200	\$0.00		\$0.00	\$0.00	\$0.00
23	0189902	2300	\$0.00		\$0.00	\$0.00	\$0.00
23	0189902	2400	\$0.00		\$0.00	\$0.00	\$0.00
23	0189903	2300	\$0.00		\$0.00	\$0.00	\$0.00
23	0189904	2400	\$0.00		\$0.00	\$0.00	\$0.00
23	0189905	2100	\$0.00		\$0.00	\$0.00	\$0.00
23	0189905	2100	\$0.00		\$0.00	\$0.00	\$0.00
23	0189906	2900	\$2,000.00	0.2775	\$555.00	\$0.00	\$1,445.00
23	0189906	7200	\$0.00		\$0.00	\$0.00	\$0.00
23	0189907	1900	\$2,790.16	3.05026952	\$8,510.74	\$0.00	(\$5,720.58)
23	0189908	2100	\$30,000.00	0.38732167	\$11,619.65	\$880.35	\$17,500.00
23	0189910	2700	\$0.00		\$0.00	\$0.00	\$0.00
23	0189914	2900	\$1,000.00	0.16113	\$161.13	\$0.00	\$838.87
23	0189915	2900	\$5,000.00	0.040956	\$204.78	\$1,395.22	\$3,400.00
23	0189916	2900	\$8,300.00	0.32049277	\$2,660.09	\$0.00	\$5,639.91
23	0189917	2900	\$14,000.00	0.52639571	\$7,369.54	\$20.41	\$6,610.05
23	0189918	2900	\$10,111.00	0.26945406	\$2,724.45	\$560.00	\$6,826.55
23	0189918	3200	\$0.00		\$0.00	\$0.00	\$0.00
23	0189919	2900	\$789.00	0.57996198	\$457.59	\$0.00	\$331.41
23	0189920	2800	\$205.73	0	\$0.00	\$0.00	\$205.73
23	0189922	2100	\$0.00		\$0.00	\$0.00	\$0.00
23	0189930	2200	\$0.00		\$0.00	\$0.00	\$0.00
23	0190000	2100	\$6,041.00	0.96027148	\$5,801.00	\$0.00	\$240.00
23	0190009	2100	\$62.00	0	\$0.00	\$0.00	\$62.00
23	0190017	2100	\$12,595.00	0	\$0.00	\$0.00	\$12,595.00
23	0199121	2100	\$5,000.00	0	\$0.00	\$0.00	\$5,000.00
23	0199180	4100	\$0.00		\$0.00	\$0.00	\$0.00
23	0199181	1100	\$0.00		\$0.00	\$0.00	\$0.00
23	0199213	4100	\$0.00		\$0.00	\$0.00	\$0.00
23	0199301	4300	\$0.00		\$0.00	\$0.00	\$0.00
23	0199513	1100	\$0.00		\$0.00	\$0.00	\$0.00



Fiscal Year	Fund - Expended	Function First Two Digits	Fiscal Year Budgeted Amount	% Expensed	Fiscal Year Expense Amount	Fiscal Year Encumbrance Amount	Balance
23	3009250	4100	\$23,556.00	0.26532646	\$6,721.15	\$14,966.21	\$1,868.64
23	3009251	4100	\$0.00		\$0.00	\$0.00	\$0.00
23	3009253	4300	\$650.00	0.67733846	\$440.27	\$215.07	(\$5.34)
23	3009253	7200	\$0.00		\$0.00	\$0.00	\$0.00
23	3009254	4300	\$2,250.00	0.06666667	\$150.00	\$2,100.00	\$0.00
23	3009258	4100	\$126,517.00	0.85846884	\$110,327.84	\$12,450.00	\$5,739.16
23	3009301	4500	\$0.00		\$0.00	\$0.00	\$0.00
23	3009301	7200	\$5,269.00	1	\$5,269.00	\$0.00	\$0.00
23	3009302	4500	\$10,520.00	0.28136882	\$2,960.00	\$7,490.00	\$70.00
23	3009303	4600	\$3,500.00	0.8334	\$2,916.90	\$583.10	\$0.00
23	3009304	4600	\$4,265.00	0.79483939	\$3,389.99	\$1,450.01	(\$575.00)
23	3009313	4100	\$29,541.00	0.65783386	\$19,433.07	\$9,466.93	\$641.00
23	3009325	4100	\$338.00	0	\$0.00	\$0.00	\$338.00
23	3009334	4300	\$17,415.00	0.01444789	\$251.61	\$16,948.39	\$215.00
23	3009390	4600	\$6,000.00	0	\$0.00	\$6,000.00	\$0.00
23	3009410	4500	\$2,685.21	0.30362988	\$815.31	\$1,509.63	\$360.27
23	4019011	3200	\$0.00		\$0.00	\$0.00	\$0.00
23	4019011	7500	\$0.00		\$0.00	\$0.00	\$0.00
23	4019012	3200	\$7,573.06	1	\$7,573.06	\$0.00	\$0.00
23	4019012	7200	\$50,164.66	1	\$50,164.66	\$0.00	\$0.00
23	4019013	3200	\$317,013.93	0.57103431	\$181,025.83	\$53,795.43	\$82,192.67
23	4019013	7200	\$149,425.14	0	\$0.00	\$0.00	\$149,425.14
23	4019021	3200	\$0.00		\$0.00	\$0.00	\$0.00
23	4019021	7500	\$0.00		\$0.00	\$0.00	\$0.00
23	4019022	3200	\$0.00		\$0.00	\$0.00	\$0.00
23	4019022	7200	\$10,388.36	1	\$10,388.36	\$0.00	\$0.00
23	4019023	3200	\$9,317.61	0.02897739	\$270.00	\$3,815.86	\$5,231.75
23	4019023	7200	\$4,067.53	0	\$0.00	\$0.00	\$4,067.53
23	4019031	3200	\$0.00		\$0.00	\$0.00	\$0.00
23	4019031	7500	\$0.00		\$0.00	\$0.00	\$0.00
23	4019032	3200	\$1,759.92	1	\$1,759.92	\$0.00	\$0.00
23	4019032	7200	\$24,586.03	1	\$24,586.03	\$0.00	\$0.00
23	4019033	3200	\$429,198.12	0.84987031	\$364,762.74	\$43,164.64	\$21,270.74
23	4019033	7200	\$199,410.53	0	\$0.00	\$0.00	\$199,410.53
23	4019041	3200	\$0.00		\$0.00	\$0.00	\$0.00
23	4019041	7500	\$0.00		\$0.00	\$0.00	\$0.00
23	4519012	2900	\$24,511.20	0	\$0.00	\$0.00	\$24,511.20
23	4679020	2100	\$89,259.11	0	\$0.00	\$0.00	\$89,259.11
23	4679021	2100	\$208,322.32	0.43506481	\$90,633.71	\$0.00	\$117,688.61
23	4679021	2100	\$0.00		\$0.00	\$0.00	\$0.00
23	4679021	2200	\$8,500.00	1	\$8,500.00	\$0.00	\$0.00
23	4999019	2400	\$16,617.54	0.39302628	\$6,531.13	\$0.00	\$10,086.41
23	5079021	1100	\$0.00		\$0.00	\$0.00	\$0.00
23	5079021	2200	\$0.00		\$0.00	\$0.00	\$0.00
23	5079021	3200	\$0.00		\$0.00	\$0.00	\$0.00
23	5079022	1100	\$977,259.00	0.25273862	\$246,991.09	\$101,804.39	\$628,463.52
23	5079022	1900	\$0.00		\$153.84	\$0.00	(\$153.84)
23	5079022	2100	\$95,000.00	0.15648011	\$14,865.61	\$0.00	\$80,134.39
23	5079022	2700	\$1,784,832.02	0.40292636	\$719,155.87	\$943,756.71	\$121,919.44
23	5079023	2700	\$783,570.38	0	\$0.00	\$0.00	\$783,570.38
23	5079121	1100	\$0.00		\$0.00	\$0.00	\$0.00
23	5079121	1100	\$614,555.00	0	\$0.00	\$369,800.00	\$244,955.00
23	5079121	1900	\$0.00		\$0.00	\$0.00	\$0.00
23	5079121	1900	\$55,806.98	0.83954104	\$46,852.25	\$0.00	\$8,954.73
23	5079121	2200	\$0.00		\$13,207.42	\$0.00	(\$13,207.42)
23	5079121	2700	\$146,315.63	0.88824379	\$129,963.95	\$13,679.02	\$2,672.66
23	5079222	2100	\$0.00		\$0.00	\$0.00	\$0.00
23	5079222	2800	\$16,402.36	1	\$16,402.36	\$0.00	\$0.00
23	5169021	1200	\$0.00		\$0.00	\$0.00	\$0.00
23	5169021	1200	\$0.00		\$0.00	\$0.00	\$0.00
23	5169021	1200	\$0.00		\$0.00	\$0.00	\$0.00
23	5169021	1200	\$0.00		\$0.00	\$0.00	\$0.00
23	5169021	2100	\$0.00		\$0.00	\$0.00	\$0.00
23	5169021	2100	\$0.00		\$0.00	\$0.00	\$0.00
23	5169021	2100	\$0.00		\$0.00	\$0.00	\$0.00
23	5169021	2100	\$0.00		\$0.00	\$0.00	\$0.00
23	5169021	2100	\$0.00		\$0.00	\$0.00	\$0.00
23	5169021	2400	\$0.00		\$0.00	\$0.00	\$0.00
23	5169021	2400	\$0.00		\$0.00	\$0.00	\$0.00
23	5169021	3200	\$0.00		\$0.00	\$0.00	\$0.00
23	5169022	1200	\$81,824.61	1.42638003	\$116,712.99	\$0.00	(\$34,888.38)
23	5169022	1200	\$32,375.15	1.34779113	\$43,634.94	\$0.00	(\$11,259.79)
23	5169022	1200	\$17,567.95	1.2722526	\$22,350.87	\$0.00	(\$4,782.92)
23	5169022	1200	\$9,207.49	0	\$0.00	\$0.00	\$9,207.49
23	5169022	2100	\$194,620.90	0.12416262	\$24,164.64	\$0.00	\$170,456.26
23	5169022	2100	\$4,558.40	3.02702703	\$13,798.40	\$9,240.00	(\$18,480.00)
23	5169022	2200	\$25,689.00	0	\$0.00	\$0.00	\$25,689.00
23	5169022	2400	(\$5,541.64)	-3.51550804	\$19,481.68	\$0.00	(\$25,023.32)
23	5169022	2400	\$9,938.73	1.17490263	\$11,677.04	\$0.00	(\$1,738.31)
23	5169022	3200	(\$35.61)	0	\$0.00	\$0.00	(\$35.61)
23	5169023	1200	\$498,383.41	0.9696286	\$483,246.81	\$0.00	\$15,136.60
23	5169023	1200	\$348,483.47	0.51514684	\$179,520.16	\$0.00	\$168,963.31
23	5169023	1200	\$121,632.09	0.75973035	\$92,407.59	\$0.00	\$29,224.50
23	5169023	1200	\$60,000.00	0.245614	\$14,736.84	\$11,188.00	\$34,075.16
23	5169023	1900	\$209,944.46	1	\$209,944.46	\$0.00	\$0.00
23	5169023	2100	\$105,903.40	0	\$0.00	\$0.00	\$105,903.40
23	5169023	2100	\$41,298.00	0.59808732	\$24,699.81	\$0.00	\$16,598.19
23	5169023	2100	\$93,042.00	0.97251435	\$90,484.68	\$0.00	\$2,557.32
23	5169023	2100	\$18,480.00	0	\$0.00	\$0.00	\$18,480.00
23	5169023	2100	\$23,776.16	0.22080942	\$5,250.00	\$0.00	\$18,526.16
23	5169023	2100	\$0.00		\$0.00	\$0.00	\$0.00
23	5169023	2200	\$33,000.00	0.20093424	\$6,630.83	\$15,469.17	\$10,900.00
23	5169023	2400	\$48,333.32	1.83746554	\$88,810.81	\$0.00	(\$40,477.49)
23	5169023	2400	\$49,860.51	0.68193687	\$34,001.72	\$0.00	\$15,858.79
23	5169023	2400	\$0.00		\$0.00	\$0.00	\$0.00
23	5169023	2400	\$0.00		\$0.00	\$0.00	\$0.00
23	5169023	3200	\$24,293.59	1	\$24,293.59	\$0.00	\$0.00
23	5169122	1200	\$198,633.41	0	\$0.00	\$0.00	\$198,633.41
23	5169122	1200	\$24,719.67	0.13301674	\$3,288.13	\$0.00	\$21,431.54

Fiscal Year	Fund - Expender	Function First Two Digits	Fiscal Year Budgeted Amount	% Expended	Fiscal Year Expense Amount	Fiscal Year Encumbrance Amount	Balance
23	0010000	1100	\$474,442.79	0.01349189	\$6,401.13	\$0.00	\$468,041.66
23	0010000	1100	\$18,108,313.81	0.69610986	\$12,605,375.75	\$34,722.41	\$5,468,215.65
23	0010000	1100	\$8,680,467.98	1.0649984	\$9,244,684.53	\$29,736.17	(\$593,952.72)
23	0010000	1100	\$10,685,427.50	0.88034268	\$9,406,837.87	\$68,755.10	\$1,209,834.53
23	0010000	1100	\$50,358.76	0.27895524	\$14,047.84	\$24,645.54	\$11,665.38
23	0010000	1100	\$137,339.00	0.86871515	\$119,308.47	\$12,326.03	\$5,704.50
23	0010000	1100	\$60,884.00	0.29720189	\$18,094.84	\$20,248.26	\$22,540.90
23	0010000	1200	\$510,157.00	0.99596091	\$508,096.43	\$2,310.26	(\$249.69)
23	0010000	1200	\$60,000.00	0.50772317	\$30,463.39	\$8,387.89	\$21,148.72
23	0010000	1200	\$711,748.00	0.91876566	\$653,929.62	\$0.00	\$57,818.38
23	0010000	1200	\$463,439.00	0.93426242	\$432,973.64	\$0.00	\$30,465.36
23	0010000	1200	\$0.00		\$0.00	\$0.00	\$0.00
23	0010000	1200	\$2,302,445.61	0.95191447	\$2,191,731.29	\$0.00	\$110,714.32
23	0010000	1200	\$205,165.00	0	\$0.00	\$0.00	\$205,165.00
23	0010000	1200	\$2,548,981.63	0.16804989	\$428,356.07	\$0.00	\$2,120,625.56
23	0010000	1200	\$689,962.00	0.60991353	\$420,817.16	\$0.00	\$269,144.84
23	0010000	1200	\$1,000.00	0	\$0.00	\$0.00	\$1,000.00
23	0010000	1200	\$413,556.00	1.26567981	\$523,429.48	\$0.00	(\$109,873.48)
23	0010000	1200	\$0.00		\$0.00	\$0.00	\$0.00
23	0010000	1200	\$1,941,142.00	0.857697	\$1,664,911.67	\$0.00	\$276,230.33
23	0010000	1200	\$25,000.00	0	\$0.00	\$0.00	\$25,000.00
23	0010000	1200	\$212,633.00	1.06342487	\$225,119.22	\$720.00	(\$14,206.22)
23	0010000	1200	\$308,169.00	1.35304317	\$416,965.96	\$0.00	(\$108,796.96)
23	0010000	1200	\$527,357.00	0.83533987	\$440,522.33	\$2,036.17	\$84,798.50
23	0010000	1200	\$3,720,369.81	0.77402277	\$2,879,650.95	\$422,501.09	\$418,217.77
23	0010000	1300	\$289,731.00	0.78134273	\$226,379.21	\$50,000.00	\$13,351.79
23	0010000	1300	\$22,557.00	0	\$0.00	\$0.00	\$22,557.00
23	0010000	1900	\$264,170.00	0	\$0.00	\$0.00	\$264,170.00
23	0010000	1900	\$133,319.95	0.21701013	\$28,931.78	\$11,000.00	\$93,388.17
23	0010000	1900	\$5,511,865.68	0.14791172	\$815,269.56	\$153,899.92	\$4,542,696.20
23	0010000	2100	\$643,634.08	0.81230344	\$522,826.18	\$11,137.42	\$109,670.48
23	0010000	2100	\$1,440,700.00	0.967679	\$1,394,135.13	\$0.00	\$46,564.87
23	0010000	2100	\$31,325.00	7.76176249	\$743,137.21	\$0.00	(\$211,812.21)
23	0010000	2100	\$397,273.31	0.69258005	\$275,143.57	\$122,129.00	\$0.74
23	0010000	2100	\$897,828.00	0.95054289	\$853,424.02	\$0.00	\$44,403.98
23	0010000	2100	\$5,254.00	0.74562238	\$3,917.50	\$1,336.50	\$0.00
23	0010000	2100	\$1,043,218.00	0.82341701	\$859,003.45	\$73,050.25	\$111,164.30
23	0010000	2100	\$599,928.77	0.84549289	\$507,235.51	\$71,144.10	\$21,549.16
23	0010000	2100	\$394,093.24	0.79696909	\$314,080.13	\$66,085.58	\$13,927.53
23	0010000	2100	\$22,505.00	0.18535881	\$4,171.50	\$0.00	\$18,333.50
23	0010000	2100	\$6,596.00	0	\$0.00	\$0.00	\$6,596.00
23	0010000	2200	\$0.00		\$0.00	\$0.00	\$0.00
23	0010000	2200	\$668,951.63	0.74019699	\$495,155.98	\$20,416.19	\$153,379.46
23	0010000	2200	\$44,640.65	0.09349057	\$4,173.48	\$13,729.24	\$26,737.93
23	0010000	2200	\$4,137.00	0	\$0.00	\$0.00	\$4,137.00
23	0010000	2200	\$682,252.55	0.84486204	\$576,409.28	\$8,642.40	\$97,200.87
23	0010000	2300	\$216,856.00	0.82683366	\$179,303.84	\$10,672.83	\$26,879.33
23	0010000	2400	\$345,391.60	0.86191474	\$297,698.11	\$4,170.00	\$43,523.49
23	0010000	2400	\$722,780.00	0.55947075	\$404,374.27	\$0.00	\$318,405.73
23	0010000	2400	\$0.00		\$0.00	\$0.00	\$0.00
23	0010000	2400	\$886,911.95	0.71231194	\$631,757.97	\$109,772.35	\$145,381.63
23	0010000	2400	\$4,229,170.84	0.85891343	\$3,632,491.65	\$26,260.26	\$570,418.93
23	0010000	2400	\$1,000.00	0.09595	\$95.95	\$904.05	\$0.00
23	0010000	2400	\$3,000.00	0.71	\$2,130.00	\$300.00	\$570.00
23	0010000	2400	\$41,250.00	0.38887273	\$16,041.00	\$22,759.00	\$2,450.00
23	0010000	2500	\$1,625,834.83	0.79815845	\$1,297,673.80	\$19,593.14	\$308,567.89
23	0010000	2500	\$69,034.00	0.49251528	\$34,000.30	\$16,889.20	\$18,144.50
23	0010000	2600	\$377,372.20	0.96929872	\$365,786.39	\$73,636.70	(\$62,050.89)
23	0010000	2600	\$398.00	0	\$0.00	\$0.00	\$398.00
23	0010000	2600	\$25,847.65	0.63380153	\$16,382.28	\$6,264.09	\$3,201.28
23	0010000	2700	\$4,278,728.10	0.90776388	\$3,884,074.84	\$697,151.25	(\$302,497.99)
23	0010000	2700	\$2,961,787.00	0.85459939	\$2,531,141.37	\$0.00	\$430,645.63
23	0010000	2700	\$3,477.35	0.8047795	\$2,798.50	\$648.85	\$30.00
23	0010000	2800	\$0.00		\$0.00	\$0.00	\$0.00
23	0010000	2800	\$0.00		\$0.00	\$0.00	\$0.00
23	0010000	2800	\$4,536.00	0.02771384	\$125.71	\$0.00	\$4,410.29
23	0010000	2800	\$0.00		\$0.00	\$0.00	\$0.00
23	0010000	2800	\$0.00		\$0.00	\$0.00	\$0.00
23	0010000	2900	\$206,721.66	0.63494614	\$131,257.12	\$5,635.25	\$69,829.29
23	0010000	2900	\$400.00	0.125	\$50.00	\$200.00	\$150.00
23	0010000	2900	\$457,213.53	0.3752733	\$171,580.03	\$0.00	\$285,633.50
23	0010000	2900	\$12,513.00	0.6964389	\$8,714.54	\$2,000.00	\$1,798.46
23	0010000	3200	\$48,132.00	0.63341623	\$30,487.59	\$0.00	\$17,644.41
23	0010000	3200	\$6,687.25	1.19817563	\$8,012.50	\$9,560.68	(\$10,885.93)
23	0010000	3200	\$0.00		\$0.00	\$0.00	\$0.00
23	0010000	4100	\$1,551.00	0.11992908	\$186.01	\$0.00	\$1,364.99
23	0010000	4100	\$4,991.00	0	\$0.00	\$0.00	\$4,991.00
23	0010000	4100	\$5,486.00	1.03554867	\$5,681.02	\$0.00	(\$195.02)
23	0010000	4100	\$23,271.00	0.80925702	\$18,832.22	\$0.00	\$4,438.78
23	0010000	4100	\$83,233.00	0.90863191	\$75,628.16	\$0.00	\$7,604.84
23	0010000	4100	\$15,559.00	0.7467318	\$11,618.40	\$0.00	\$3,940.60
23	0010000	4100	\$4,815.00	0.88194393	\$4,246.56	\$0.00	\$568.44
23	0010000	4100	\$38,027.00	0.34377942	\$13,072.90	\$0.00	\$24,954.10
23	0010000	4100	\$31,933.00	0.36122475	\$11,534.99	\$0.00	\$20,398.01
23	0010000	4500	\$67,179.00	0.65545557	\$44,032.85	\$0.00	\$23,146.15
23	0010000	4500	\$11,327.00	0	\$0.00	\$0.00	\$11,327.00
23	0010000	4500	\$23,549.00	0.8585748	\$20,171.48	\$0.00	\$3,377.52
23	0010000	4500	\$18,499.00	0.58732364	\$10,864.90	\$0.00	\$7,634.10
23	0010000	4500	\$119,084.00	0.9644718	\$114,853.16	\$0.00	\$4,230.84
23	0010000	4500	\$29,723.00	1.01323016	\$30,116.24	\$0.00	(\$393.24)
23	0010000	4500	\$31,636.00	0.9960997	\$31,512.61	\$0.00	\$123.39
23	0010000	4500	\$27,086.00	1.10960312	\$30,054.71	\$0.00	(\$2,968.71)
23	0010000	4500	\$16,989.00	0.52433869	\$8,907.99	\$0.00	\$8,081.01
23	0010000	4500	\$10,258.00	0	\$0.00	\$0.00	\$10,258.00
23	0010000	4500	\$108,794.00	0	\$0.00	\$0.00	\$108,794.00
23	0010000	4500	\$41,147.00	1.06371497	\$43,768.68	\$0.00	(\$2,621.68)
23	0010000	4500	\$0.00		\$0.00	\$0.00	\$0.00
23	0010000	4500	\$50,140.00	0.9989627	\$50,087.99	\$0.00	\$52.01

Fiscal Year	Fund - Expended	Function First Two Digits	Fiscal Year Budgeted Amount	% Expended	Fiscal Year Expense Amount	Fiscal Year Encumbrance Amount	Balance
23	0010000	4500	\$34,296.00	1.34373834	\$46,084.85	\$0.00	(\$11,788.85)
23	0010000	4500	\$32,273.00	0	\$0.00	\$0.00	\$32,273.00
23	0010000	4500	\$34,775.00	1.12295183	\$39,050.65	\$0.00	(\$4,275.65)
23	0010000	4500	\$21,077.00	0	\$0.00	\$0.00	\$21,077.00
23	0010000	4500	\$11,921.00	1.0339594	\$12,325.83	\$0.00	(\$404.83)
23	0010000	4500	\$27,939.00	1.02194459	\$28,552.11	\$0.00	(\$613.11)
23	0010000	4500	\$14,870.00	1.30935911	\$19,470.17	\$0.00	(\$4,600.17)
23	0010000	4500	\$15,127.00	1.06272427	\$16,075.83	\$0.00	(\$948.83)
23	0010000	4500	\$28,737.00	0.71086369	\$20,428.09	\$0.00	\$8,308.91
23	0010000	4500	\$11,431.00	0	\$0.00	\$0.00	\$11,431.00
23	0010000	4500	\$347,859.00	0.9141033	\$317,979.06	\$339.00	\$29,540.94
23	0010000	4500	\$29,271.00	1.33742646	\$39,147.81	\$0.00	(\$9,876.81)
23	0010000	4500	\$17,033.00	0.97465156	\$16,601.24	\$0.00	\$431.76
23	0010000	4600	\$13,761.00	0.63936851	\$8,798.35	\$0.00	\$4,962.65
23	0010000	4600	\$4,356.00	0	\$0.00	\$0.00	\$4,356.00
23	0010000	4600	\$11,774.00	0	\$0.00	\$0.00	\$11,774.00
23	0010000	4600	\$31,722.00	0.17936921	\$5,689.95	\$0.00	\$26,032.05
23	0010000	4600	\$11,216.00	0.13969954	\$1,566.87	\$0.00	\$9,649.13
23	0010000	4600	\$1,511.00	0	\$0.00	\$0.00	\$1,511.00
23	0010000	4600	\$10,184.00	0.27217498	\$2,771.83	\$0.00	\$7,412.17
23	0010000	5600	\$261,422.00	0.07272697	\$19,012.43	\$238,927.57	\$3,482.00
23	0010000	7200	\$460,888.00	1.02991397	\$474,674.99	\$0.00	(\$13,786.99)
23	0010000	7400	\$400,000.00	0	\$0.00	\$0.00	\$400,000.00
23	0010000	7500	\$0.00		\$6,005.00	\$0.00	(\$6,005.00)
23	0029000	2500	\$70,000.00	0.79202843	\$55,441.99	\$0.00	\$14,558.01
23	0029000	6100	\$4,385,768.76	0.85857656	\$3,765,518.25	\$413,768.25	\$206,482.26
23	0029012	2500	\$1,500.00	0	\$0.00	\$1,250.00	\$250.00
23	0029012	6100	\$1,730,512.50	0.77986651	\$1,349,568.75	\$380,943.75	\$0.00
23	0029014	6100	\$344,675.00	0.99999997	\$344,674.99	\$0.00	\$0.01
23	0030000	2700	\$0.00		\$0.00	\$0.00	\$0.00
23	0039000	2700	\$0.00		\$0.00	\$0.00	\$0.00
23	0039001	2700	\$810,000.00	0.06060362	\$49,088.93	\$30,046.04	\$730,865.03
23	0060000	3100	\$171,352.09	0.88739402	\$152,056.82	\$800.00	\$18,495.27
23	0060000	3100	\$1,375,568.30	0.79198395	\$1,089,428.02	\$17,384.05	\$268,756.23
23	0060000	7400	\$0.00		\$0.00	\$0.00	\$0.00
23	0069006	3100	\$2,135,183.70	0.44541517	\$951,043.21	\$272,947.25	\$911,193.24
23	0069022	3100	\$3,063.00	0	\$0.00	\$0.00	\$3,063.00
23	0069023	3100	\$3,135.00	0	\$0.00	\$0.00	\$3,135.00
23	0079004	3200	\$20,000.00	0	\$0.00	\$20,000.00	\$0.00
23	0079111	3200	\$500.00	0	\$0.00	\$0.00	\$500.00
23	0079333	3200	\$5,000.00	0	\$0.00	\$5,000.00	\$0.00
23	0089002	3200	\$250.00	0	\$0.00	\$250.00	\$0.00
23	0089003	3200	\$50,000.00	0	\$0.00	\$30,000.00	\$20,000.00
23	0089112	3200	\$500.00	0	\$0.00	\$550.00	(\$50.00)
23	0099000	1100	\$28,974.00	0	\$0.00	\$0.00	\$28,974.00
23	0099000	1100	\$6,345.00	0	\$0.00	\$0.00	\$6,345.00
23	0099110	1100	\$6,017.00	0.66864883	\$4,023.26	\$2,045.41	(\$51.67)
23	0099120	1100	\$10,533.00	0.72096267	\$7,587.58	\$729.41	\$2,216.01
23	0099130	1100	\$11,706.00	0.90624893	\$10,608.55	\$1,527.22	(\$429.77)
23	0099140	1100	\$10,082.00	0.65034715	\$6,556.80	\$600.00	\$2,925.20
23	0099160	1100	\$12,319.00	0.94041318	\$11,584.95	\$225.30	\$508.75
23	0099170	1100	\$13,871.00	0.93643285	\$12,989.26	\$802.72	\$79.02
23	0099180	1100	\$12,458.00	0.78210547	\$9,743.47	\$2,000.81	\$713.72
23	0099200	1100	\$23,620.50	0.74941428	\$17,701.54	\$7,459.74	(\$1,540.78)
23	0099210	1100	\$22,255.50	0.84307519	\$18,763.06	\$1,935.84	\$1,556.60
23	0099300	1100	\$99,821.12	0.69657624	\$69,533.02	\$22,114.01	\$8,174.09
23	0099300	2400	\$72,000.00	0.00283889	\$190.00	\$72,138.00	(\$328.00)
23	0099301	2400	\$10,500.00	0.41618095	\$4,369.90	\$6,130.10	\$0.00
23	0149016	1100	\$258,699.00	0.93958121	\$243,068.72	\$0.00	\$15,630.28
23	0149016	2100	\$0.00		\$0.00	\$0.00	\$0.00
23	0149016	2400	\$90,966.00	0.40082646	\$36,461.58	\$0.00	\$54,504.42
23	0149016	2400	\$719.00	0	\$0.00	\$0.00	\$719.00
23	0149016	7200	\$0.00		\$0.00	\$0.00	\$0.00
23	0149016	7400	\$0.00		\$0.00	\$0.00	\$0.00
23	0149116	1200	\$253,004.00	0.88629298	\$224,235.67	\$0.00	\$28,768.33
23	0149116	1200	\$216,080.00	0.88063606	\$190,287.84	\$0.00	\$25,792.16
23	0149116	1200	\$54,000.00	0.03920093	\$2,116.85	\$7,750.00	\$44,133.15
23	0149116	2100	\$17,069.00	0.86113891	\$14,698.78	\$0.00	\$2,370.22
23	0149116	2100	\$100,000.00	0.4692183	\$46,921.83	\$13,808.65	\$39,269.52
23	0149116	2100	\$300,000.00	1.03852197	\$311,556.59	\$66,566.70	(\$78,123.29)
23	0149116	2200	\$4,000.00	0.53872	\$2,154.88	\$1,000.00	\$845.12
23	0149116	2400	\$85,991.00	0.80403635	\$69,139.89	\$0.00	\$16,851.11
23	0149116	2400	\$158,224.86	0.8510437	\$134,656.27	\$1,600.00	\$21,968.59
23	0149116	2700	\$137.81	0.45577244	\$62.81	\$68.72	\$8.28
23	0149116	4100	\$6,000.00	0.03129167	\$187.75	\$1,000.00	\$4,812.25
23	0149116	7400	\$0.00		\$0.00	\$0.00	\$0.00
23	0160000	1100	\$3,868,174.00	0.76095756	\$2,943,516.26	\$0.00	\$924,657.74
23	0160000	1100	\$171,335.00	0.90059562	\$154,303.55	\$0.00	\$17,031.45
23	0160000	1100	\$139,699.00	3.10096558	\$433,201.79	\$0.00	(\$293,502.79)
23	0160000	1200	\$282,763.00	0	\$0.00	\$0.00	\$282,763.00
23	0160000	1200	\$177,140.00	1.49988659	\$265,689.91	\$0.00	(\$88,549.91)
23	0160000	1200	\$47,319.00	0.34461865	\$16,307.01	\$0.00	\$31,011.99
23	0160000	1200	\$134,977.00	1.27286797	\$171,807.90	\$0.00	(\$36,830.90)
23	0160000	1200	\$0.00		\$3,391.44	\$0.00	(\$3,391.44)
23	0160000	1200	\$42.00	0	\$0.00	\$0.00	\$42.00
23	0160000	1900	\$35,540.00	0	\$0.00	\$0.00	\$35,540.00
23	0160000	2100	\$2,473.00	2.14778002	\$5,311.46	\$0.00	(\$2,838.46)
23	0160000	2400	\$0.00		\$2,852.59	\$0.00	(\$2,852.59)
23	0160000	2400	\$0.00		\$1,298.29	\$0.00	(\$1,298.29)
23	0160000	2400	\$44,000.00	1.14179614	\$50,239.03	\$10,496.25	(\$16,735.28)
23	0160000	2400	\$7,495.00	0	\$0.00	\$0.00	\$7,495.00
23	0160000	2400	\$2,215.00	0	\$0.00	\$0.00	\$2,215.00
23	0160000	2500	\$110,100.00	0.85982352	\$94,666.57	\$0.00	\$15,433.43
23	0160000	2700	\$1,500.00	1	\$1,500.00	\$0.00	\$0.00
23	0160000	2800	\$383,620.00	0.55978215	\$214,743.63	\$0.00	\$168,876.37
23	0160000	2800	\$756,209.23	0.91294917	\$690,380.59	\$24,748.64	\$41,080.00
23	0160000	2800	\$1,790,815.00	0.89705388	\$1,606,457.55	\$0.00	\$184,357.45
23	0160000	2800	\$1,158,877.63	0.92569989	\$1,072,772.89	\$35,452.43	\$50,652.31

Fiscal Year	Fund - Expended	Function First Two Digits	Fiscal Year Budgeted Amount	% Expensed	Fiscal Year Expense Amount	Fiscal Year Encumbrance Amount	Balance
23	0160000	2800	\$352,585.00	0.6316282	\$222,702.63	\$0.00	\$129,882.37
23	0160000	4100	\$5,853.00	0	\$0.00	\$0.00	\$5,853.00
23	0160410	2100	\$86,204.00	1.30438715	\$112,443.39	\$0.00	(\$26,239.39)
23	0161000	1100	\$302,635.00	0.96555048	\$292,209.37	\$0.00	\$10,425.63
23	0161000	1100	\$8,362.00	0	\$0.00	\$0.00	\$8,362.00
23	0161000	1200	\$293,651.00	0.91205434	\$267,825.67	\$0.00	\$25,825.33
23	0161000	2100	\$14,019.00	0	\$0.00	\$0.00	\$14,019.00
23	0180000	2600	\$0.00		\$0.00	\$0.00	\$0.00
23	0189000	2400	\$0.00		\$0.00	\$0.00	\$0.00
23	0189110	1100	\$500.00	0.23968	\$119.84	\$0.00	\$380.16
23	0189110	2400	\$15,175.12	0.5499996	\$8,346.31	\$5,638.73	\$1,190.08
23	0189110	7200	\$0.00		\$0.00	\$0.00	\$0.00
23	0189111	1200	\$0.00		\$0.00	\$0.00	\$0.00
23	0189111	7200	\$0.00		\$0.00	\$0.00	\$0.00
23	0189113	2200	\$3,500.00	0.01913714	\$66.98	\$2,609.00	\$824.02
23	0189120	2400	\$15,759.01	0.48570691	\$7,654.26	\$3,155.00	\$4,949.75
23	0189120	7200	\$0.00		\$0.00	\$0.00	\$0.00
23	0189123	2200	\$5,000.00	0.849732	\$4,248.66	\$0.00	\$751.34
23	0189130	1100	\$5,900.00	0.55989322	\$3,303.37	\$2,298.70	\$297.93
23	0189130	2400	\$23,376.10	0.38099469	\$8,906.17	\$3,969.56	\$10,500.37
23	0189130	7200	\$0.00		\$0.00	\$0.00	\$0.00
23	0189133	2200	\$150.00	0.33333333	\$50.00	\$100.00	\$0.00
23	0189135	4500	\$0.00		\$0.00	\$0.00	\$0.00
23	0189140	1100	\$8,000.00	0.45245875	\$3,619.67	\$700.00	\$3,680.33
23	0189140	2400	\$22,041.62	0.25233989	\$5,561.98	\$4,406.16	\$12,073.48
23	0189143	2200	\$6,000.00	0	\$0.00	\$0.00	\$6,000.00
23	0189160	1100	\$0.00		\$0.00	\$0.00	\$0.00
23	0189160	2400	\$24,542.42	0.87277946	\$21,420.12	\$2,560.07	\$562.23
23	0189160	7200	\$0.00		\$0.00	\$0.00	\$0.00
23	0189161	2200	\$4,000.00	0.3099375	\$1,239.75	\$0.00	\$2,760.25
23	0189163	2200	\$11,000.00	0.45169636	\$4,968.66	\$0.00	\$8,031.34
23	0189170	1100	\$20,000.00	0.045681	\$913.62	\$5,000.00	\$14,086.38
23	0189170	2400	\$24,500.00	0.38889469	\$9,527.92	\$1,807.15	\$13,164.93
23	0189170	7200	\$0.00		\$0.00	\$0.00	\$0.00
23	0189171	2400	\$0.00		\$0.00	\$0.00	\$0.00
23	0189171	7200	\$2,000.00	1.115145	\$2,230.29	\$0.00	(\$230.29)
23	0189173	2200	\$0.00		\$0.00	\$0.00	\$0.00
23	0189180	1100	\$0.00		\$1,239.75	\$0.00	(\$1,239.75)
23	0189180	2400	\$35,114.60	0.23027231	\$8,065.92	\$2,747.45	\$24,281.23
23	0189180	7200	\$0.00		\$0.00	\$0.00	\$0.00
23	0189181	1200	\$0.00		\$0.00	\$0.00	\$0.00
23	0189183	2200	\$15,103.00	0.33787989	\$5,103.00	\$8,000.00	\$2,000.00
23	0189200	2400	\$48,154.96	0.59788919	\$28,791.33	\$10,650.62	\$8,713.01
23	0189200	7200	\$0.00		\$0.00	\$0.00	\$0.00
23	0189203	2200	\$3,411.00	0.99997361	\$3,410.91	\$0.00	\$0.09
23	0189210	1100	\$0.00		\$0.00	\$0.00	\$0.00
23	0189210	2400	\$26,348.70	0.42237036	\$11,128.91	\$9,748.01	\$5,471.78
23	0189210	7200	\$1,812.34	1	\$1,812.34	\$0.00	\$0.00
23	0189211	2200	\$3,060.00	0.17260784	\$528.18	\$0.00	\$2,531.82
23	0189300	2400	\$44,943.36	0.51969034	\$23,356.63	\$19,614.55	\$1,972.18
23	0189300	7200	\$2,895.00	1.3626943	\$3,945.00	\$0.00	(\$1,050.00)
23	0189301	2200	\$0.00		\$0.00	\$0.00	\$0.00
23	0189302	1100	\$47,000.00	0.12461298	\$5,856.81	\$29,909.19	\$11,234.00
23	0189303	0000	\$0.00		\$1,928.24	\$0.00	(\$1,928.24)
23	0189303	3200	\$95,405.87	0.32987656	\$31,472.16	\$52,914.22	\$11,019.49
23	0189304	4300	\$33,102.96	0.3508505	\$11,614.19	\$11,358.17	\$10,130.60
23	0189305	1100	\$0.00		\$0.00	\$0.00	\$0.00
23	0189306	2400	\$13,900.00	0.1748259	\$2,430.08	\$5,469.92	\$6,000.00
23	0189307	1100	\$4,459.00	0.69411303	\$3,085.05	\$0.00	\$1,363.95
23	0189308	2100	\$3,350.00	0.62724776	\$2,101.28	\$1,121.70	\$127.02
23	0189900	2200	\$0.00		\$0.00	\$0.00	\$0.00
23	0189901	1100	\$0.00		\$0.00	\$0.00	\$0.00
23	0189901	1200	\$7,000.00	0.99671	\$6,976.97	\$23.03	\$0.00
23	0189901	1900	\$0.00		\$0.00	\$0.00	\$0.00
23	0189901	2200	\$0.00		\$0.00	\$0.00	\$0.00
23	0189901	2200	\$0.00		\$0.00	\$0.00	\$0.00
23	0189901	7200	\$0.00		\$0.00	\$0.00	\$0.00
23	0189902	2200	\$0.00		\$0.00	\$0.00	\$0.00
23	0189902	2300	\$0.00		\$0.00	\$0.00	\$0.00
23	0189902	2400	\$0.00		\$0.00	\$0.00	\$0.00
23	0189903	2300	\$0.00		\$0.00	\$0.00	\$0.00
23	0189904	2400	\$0.00		\$0.00	\$0.00	\$0.00
23	0189905	2100	\$0.00		\$0.00	\$0.00	\$0.00
23	0189905	2100	\$0.00		\$0.00	\$0.00	\$0.00
23	0189906	2900	\$2,000.00	0.2775	\$555.00	\$0.00	\$1,445.00
23	0189906	7200	\$0.00		\$0.00	\$0.00	\$0.00
23	0189907	1900	\$2,790.16	3.05026952	\$8,510.74	\$0.00	(\$5,720.58)
23	0189908	2100	\$30,000.00	0.38732167	\$11,619.65	\$880.35	\$17,500.00
23	0189910	2700	\$0.00		\$0.00	\$0.00	\$0.00
23	0189914	2900	\$1,000.00	0.16113	\$161.13	\$0.00	\$838.87
23	0189915	2900	\$5,000.00	0.040956	\$204.78	\$1,395.22	\$3,400.00
23	0189916	2900	\$8,300.00	0.32049277	\$2,660.09	\$0.00	\$5,639.91
23	0189917	2900	\$14,000.00	0.52639571	\$7,369.54	\$20.41	\$6,610.05
23	0189918	2900	\$10,111.00	0.26945406	\$2,724.45	\$560.00	\$6,826.55
23	0189918	3200	\$0.00		\$0.00	\$0.00	\$0.00
23	0189919	2800	\$789.00	0.57996198	\$457.59	\$0.00	\$331.41
23	0189920	2800	\$205.73	0	\$0.00	\$0.00	\$205.73
23	0189922	2100	\$0.00		\$0.00	\$0.00	\$0.00
23	0189930	2200	\$0.00		\$0.00	\$0.00	\$0.00
23	0199000	2100	\$6,041.00	0.96027148	\$5,801.00	\$0.00	\$240.00
23	0199009	2100	\$62.00	0	\$0.00	\$0.00	\$62.00
23	0199017	2100	\$12,595.00	0	\$0.00	\$0.00	\$12,595.00
23	0199121	2100	\$5,000.00	0	\$0.00	\$0.00	\$5,000.00
23	0199180	4100	\$0.00		\$0.00	\$0.00	\$0.00
23	0199181	1100	\$0.00		\$0.00	\$0.00	\$0.00
23	0199213	4100	\$0.00		\$0.00	\$0.00	\$0.00
23	0199301	4300	\$0.00		\$0.00	\$0.00	\$0.00
23	0199513	1100	\$0.00		\$0.00	\$0.00	\$0.00

Fiscal Year	Fund - Expledger	Function First Two Digits	Fiscal Year Budgeted Amount	% Expended	Fiscal Year Expense Amount	Fiscal Year Encumbrance Amount	Balance
23	0199715	1100	\$0.00		\$0.00	\$0.00	\$0.00
23	0199920	2200	\$0.00		\$0.00	\$0.00	\$0.00
23	0209001	2800	\$22,973.94	0.25137308	\$5,775.03	\$3,495.88	\$13,703.03
23	0209001	7200	\$0.00		\$0.00	\$0.00	\$0.00
23	0229000	7900	\$10,000.00	0.006611	\$66.11	\$4,933.89	\$5,000.00
23	0229300	4500	\$28,478.00	0.7859934	\$22,383.52	\$0.00	\$6,094.48
23	0249001	2900	\$11,693,661.00	0.76870065	\$8,988,924.87	\$1,383,770.58	\$1,320,965.55
23	0249002	0000	\$626.00	0	\$0.00	\$0.00	\$626.00
23	0249002	2900	\$675,000.00	0.84696024	\$571,698.16	\$126,687.74	(\$23,385.90)
23	0249094	2900	\$173,967.62	1.05801068	\$184,059.60	\$58,306.45	(\$68,398.43)
23	0270000	2900	\$191,626.86	1.00156173	\$191,926.13	\$80,268.79	(\$80,568.06)
23	0719013	2700	\$3,248,178.47	0.62357907	\$2,025,496.10	\$626,366.44	\$596,315.93
23	0719013	2800	\$120,000.00	0.67130258	\$80,556.31	\$18,276.37	\$21,167.32
23	0719013	5100	\$0.00		\$0.00	\$0.00	\$0.00
23	0719013	7200	\$1,782,012.50	0.75732846	\$1,349,568.79	\$0.00	\$432,443.71
23	2009110	4600	\$350.00	0.25714286	\$90.00	\$260.00	\$0.00
23	2009121	4600	\$234.00	0	\$0.00	\$0.00	\$234.00
23	2009185	4600	\$1,000.00	0.25903	\$259.03	\$450.00	\$290.97
23	2009201	4300	\$375.00	0	\$0.00	\$115.00	\$260.00
23	2009202	4600	\$5,000.00	0	\$0.00	\$500.00	\$4,500.00
23	2009205	4600	\$250.00	0	\$0.00	\$0.00	\$250.00
23	2009209	4100	\$7,098.11	0.69073598	\$4,902.92	\$2,460.08	(\$264.89)
23	2009251	4300	\$375.00	0.65042667	\$243.91	\$131.09	\$0.00
23	2009253	4300	\$2,000.00	0.417915	\$835.83	\$1,164.17	\$0.00
23	2009254	4100	\$3,000.00	0.56824333	\$1,698.73	\$301.27	\$1,000.00
23	2009256	4100	\$4,500.00	0.24376222	\$1,096.93	\$903.07	\$2,500.00
23	2009258	4600	\$2,050.00	0.13594634	\$278.69	\$1,221.31	\$550.00
23	2009301	4600	\$0.00		\$0.00	\$0.00	\$0.00
23	2009302	4100	\$500.00	0.08578	\$42.89	\$457.11	\$0.00
23	2009303	4100	\$0.00		\$0.00	\$0.00	\$0.00
23	2009304	7200	\$0.00		\$0.00	\$0.00	\$0.00
23	2009305	4100	\$0.00		\$0.00	\$0.00	\$0.00
23	2009307	4100	\$38,023.00	0.86698656	\$32,965.43	\$5,002.86	\$54.71
23	2009309	4600	\$600.00	0	\$0.00	\$0.00	\$600.00
23	2009312	4100	\$21,131.00	0.60344754	\$12,751.45	\$4,834.82	\$3,544.73
23	2009314	4600	\$450.00	0.24375556	\$109.69	\$340.31	\$0.00
23	2009315	4600	\$340.00	0	\$0.00	\$340.00	\$0.00
23	2009318	4100	\$3,100.00	0	\$0.00	\$3,100.00	\$0.00
23	2009321	4600	\$16,000.00	0.28055813	\$4,488.93	\$5,511.07	\$6,000.00
23	2009323	4600	\$3,980.00	0	\$0.00	\$1,763.70	\$2,216.30
23	2009324	4600	\$11,000.00	0.05388636	\$592.75	\$10,643.55	(\$236.30)
23	2009325	4100	\$25,418.00	0.08966953	\$2,279.22	\$20,695.01	\$2,443.77
23	2009326	4100	\$3,500.00	0.65825429	\$2,303.89	\$1,196.11	\$0.00
23	2009327	4100	\$5,471.17	0.08263132	\$452.09	\$2,547.91	\$2,471.17
23	2009330	4100	\$2,150.00	0.38590233	\$829.69	\$1,320.31	\$0.00
23	2009330	7200	\$0.00		\$0.00	\$0.00	\$0.00
23	2009331	4600	\$0.00		\$0.00	\$0.00	\$0.00
23	2009332	4100	\$6,500.00	0.20936	\$1,360.84	\$5,139.16	\$0.00
23	2009333	4600	\$60,000.00	0.37721933	\$22,633.16	\$37,218.25	\$148.59
23	2009335	4100	\$5,000.00	0.156942	\$784.71	\$4,215.29	\$0.00
23	2009336	4100	\$1,250.00	0.78688	\$983.60	\$257.76	\$8.64
23	2009337	4100	\$310.00	0.76041935	\$235.73	\$74.27	\$0.00
23	2009339	4100	\$28,500.00	0.60553368	\$17,257.71	\$11,288.94	(\$26.65)
23	2009340	4100	\$1,000.00	0.76971	\$769.71	\$157.31	\$72.98
23	2009346	4100	\$600.00	0	\$0.00	\$0.00	\$600.00
23	2009350	4300	\$2,300.00	0.87477826	\$2,011.99	\$0.00	\$288.01
23	2009352	4100	\$10,794.05	0.0161589	\$174.42	\$4,825.41	\$5,794.22
23	2009353	4600	\$100.00	0	\$0.00	\$100.00	\$0.00
23	2009355	4600	\$800.00	0.676575	\$541.26	\$258.74	\$0.00
23	2009380	4600	\$11,000.00	0.09090909	\$1,000.00	\$10,000.00	\$0.00
23	2009420	4600	\$215.89	1.00190088	\$216.10	\$0.00	(\$0.41)
23	2009421	4600	\$896.05	1.00932984	\$904.41	\$0.00	(\$8.36)
23	2009422	4600	\$1,054.49	0.87671765	\$924.49	\$130.00	\$0.00
23	2009423	4600	\$9,600.00	0.13515417	\$1,297.48	\$8,238.44	\$64.08
23	2009424	4600	\$48,000.00	0.45505979	\$21,842.87	\$26,157.13	\$0.00
23	2009425	4600	\$2,200.00	0.87545455	\$1,926.00	\$274.00	\$0.00
23	2009426	4600	\$2,200.00	0.89230909	\$1,963.08	\$236.92	\$0.00
23	3000000	7200	\$157,003.05	1	\$157,003.05	\$0.00	\$0.00
23	3003000	4500	\$68,950.00	0.94126178	\$64,900.00	\$4,050.00	\$0.00
23	3003000	4500	\$16,200.00	0.98434568	\$15,946.40	\$253.60	\$0.00
23	3003000	4500	\$417,405.96	0.78116973	\$326,064.90	\$73,207.03	\$18,134.03
23	3003001	7200	\$123,950.07	1	\$123,950.07	\$0.00	\$0.00
23	3003003	7200	\$30,863.89	1	\$30,863.89	\$0.00	\$0.00
23	3003004	7200	\$13,055.97	1	\$13,055.97	\$0.00	\$0.00
23	3003007	7200	\$11,055.00	1	\$11,055.00	\$0.00	\$0.00
23	3003008	7200	\$125,716.25	1	\$125,716.25	\$0.00	\$0.00
23	3003010	7200	\$138.00	1	\$138.00	\$0.00	\$0.00
23	3003012	7200	\$13,861.00	1	\$13,861.00	\$0.00	\$0.00
23	3003013	7200	\$15,377.38	1	\$15,377.38	\$0.00	\$0.00
23	3003015	7200	\$8,160.96	1	\$8,160.96	\$0.00	\$0.00
23	3003016	7200	\$1,525.00	1	\$1,525.00	\$0.00	\$0.00
23	3003017	7200	\$12,874.16	1	\$12,874.16	\$0.00	\$0.00
23	3003018	7200	\$2,987.02	1	\$2,987.02	\$0.00	\$0.00
23	3003019	7200	\$6,417.99	1	\$6,417.99	\$0.00	\$0.00
23	3003020	7200	\$6,565.99	1	\$6,565.99	\$0.00	\$0.00
23	3003021	7200	\$1,318.37	1	\$1,318.37	\$0.00	\$0.00
23	3003022	7200	\$1,083.36	1	\$1,083.36	\$0.00	\$0.00
23	3009110	4100	\$11,500.00	0.19056957	\$2,191.55	\$3,514.00	\$5,794.45
23	3009120	4100	\$7,008.95	0.50687478	\$3,552.66	\$1,500.00	\$1,956.29
23	3009130	4100	\$14,000.00	0.38878571	\$5,443.00	\$3,350.00	\$5,207.00
23	3009140	4100	\$8,194.84	0.42946537	\$3,519.40	\$1,200.00	\$3,475.44
23	3009160	4100	\$9,000.00	0.46644444	\$4,198.00	\$4,620.00	\$182.00
23	3009170	4100	\$20,000.00	0.15925	\$3,185.00	\$5,161.00	\$11,654.00
23	3009180	4100	\$8,000.00	0.52423375	\$4,183.87	\$4,820.32	(\$1,014.19)
23	3009201	4100	\$40,032.76	0.37153896	\$14,873.73	\$25,768.82	(\$609.79)
23	3009202	4100	\$0.00		\$0.00	\$0.00	\$0.00
23	3009204	4100	\$0.00		\$0.00	\$0.00	\$0.00
23	3009208	4100	\$0.00		\$0.00	\$96,509.50	(\$96,509.50)

Fiscal Year	Fund - Expended	Function First Two Digits	Fiscal Year Budgeted Amount	% Expended	Fiscal Year Expense Amount	Fiscal Year Encumbrance Amount	Balance
23	3009250	4100	\$23,556.00	0.28532646	\$6,721.15	\$14,966.21	\$1,868.64
23	3009251	4100	\$0.00		\$0.00	\$0.00	\$0.00
23	3009253	4300	\$650.00	0.67733846	\$440.27	\$215.07	(\$5.34)
23	3009253	7200	\$0.00		\$0.00	\$0.00	\$0.00
23	3009254	4300	\$2,250.00	0.06666667	\$150.00	\$2,100.00	\$0.00
23	3009258	4100	\$128,517.00	0.85846884	\$110,327.84	\$12,450.00	\$5,739.16
23	3009301	4500	\$0.00		\$0.00	\$0.00	\$0.00
23	3009301	7200	\$5,269.00	1	\$5,269.00	\$0.00	\$0.00
23	3009302	4500	\$10,520.00	0.28136882	\$2,960.00	\$7,490.00	\$70.00
23	3009303	4600	\$3,500.00	0.8334	\$2,916.90	\$583.10	\$0.00
23	3009304	4600	\$4,265.00	0.79483939	\$3,389.99	\$1,450.01	(\$575.00)
23	3009313	4100	\$29,541.00	0.65783386	\$19,433.07	\$9,466.93	\$641.00
23	3009325	4100	\$338.00	0	\$0.00	\$0.00	\$338.00
23	3009334	4300	\$17,415.00	0.01444789	\$251.61	\$16,948.39	\$215.00
23	3009390	4600	\$6,000.00	0	\$0.00	\$6,000.00	\$0.00
23	3009410	4500	\$2,685.21	0.30362988	\$815.31	\$1,509.63	\$360.27
23	4019011	3200	\$0.00		\$0.00	\$0.00	\$0.00
23	4019011	7500	\$0.00		\$0.00	\$0.00	\$0.00
23	4019012	3200	\$7,573.06	1	\$7,573.06	\$0.00	\$0.00
23	4019012	7200	\$50,164.66	1	\$50,164.66	\$0.00	\$0.00
23	4019013	3200	\$317,013.93	0.57103431	\$181,025.83	\$53,795.43	\$82,192.67
23	4019013	7200	\$149,425.14	0	\$0.00	\$0.00	\$149,425.14
23	4019021	3200	\$0.00		\$0.00	\$0.00	\$0.00
23	4019021	7500	\$0.00		\$0.00	\$0.00	\$0.00
23	4019022	3200	\$0.00		\$0.00	\$0.00	\$0.00
23	4019022	7200	\$10,388.36	1	\$10,388.36	\$0.00	\$0.00
23	4019023	3200	\$9,317.61	0.02897739	\$270.00	\$3,815.86	\$5,231.75
23	4019023	7200	\$4,067.53	0	\$0.00	\$0.00	\$4,067.53
23	4019031	3200	\$0.00		\$0.00	\$0.00	\$0.00
23	4019031	7500	\$0.00		\$0.00	\$0.00	\$0.00
23	4019032	3200	\$1,759.92	1	\$1,759.92	\$0.00	\$0.00
23	4019032	7200	\$24,586.03	1	\$24,586.03	\$0.00	\$0.00
23	4019033	3200	\$429,198.12	0.84987031	\$364,762.74	\$43,164.64	\$21,270.74
23	4019033	7200	\$199,410.53	0	\$0.00	\$0.00	\$199,410.53
23	4019041	3200	\$0.00		\$0.00	\$0.00	\$0.00
23	4019041	7500	\$0.00		\$0.00	\$0.00	\$0.00
23	4519012	2900	\$24,511.20	0	\$0.00	\$0.00	\$24,511.20
23	4679020	2100	\$89,259.11	0	\$0.00	\$0.00	\$89,259.11
23	4679021	2100	\$208,322.32	0.43506481	\$90,633.71	\$0.00	\$117,688.61
23	4679021	2100	\$0.00		\$0.00	\$0.00	\$0.00
23	4679021	2200	\$8,500.00	1	\$8,500.00	\$0.00	\$0.00
23	4999019	2400	\$16,617.54	0.39302628	\$6,531.13	\$0.00	\$10,086.41
23	5079021	1100	\$0.00		\$0.00	\$0.00	\$0.00
23	5079021	2200	\$0.00		\$0.00	\$0.00	\$0.00
23	5079021	3200	\$0.00		\$0.00	\$0.00	\$0.00
23	5079022	1100	\$977,259.00	0.25273862	\$246,991.09	\$101,804.39	\$628,463.52
23	5079022	1900	\$0.00		\$153.84	\$0.00	(\$153.84)
23	5079022	2100	\$95,000.00	0.15648011	\$14,865.61	\$0.00	\$80,134.39
23	5079022	2700	\$1,784,832.02	0.40292636	\$719,155.87	\$943,756.71	\$121,919.44
23	5079023	2700	\$783,570.38	0	\$0.00	\$0.00	\$783,570.38
23	5079121	1100	\$0.00		\$0.00	\$0.00	\$0.00
23	5079121	1100	\$614,555.00	0	\$0.00	\$369,600.00	\$244,955.00
23	5079121	1900	\$0.00		\$0.00	\$0.00	\$0.00
23	5079121	1900	\$55,806.98	0.83954104	\$46,852.25	\$0.00	\$8,954.73
23	5079121	2200	\$0.00		\$13,207.42	\$0.00	(\$13,207.42)
23	5079121	2700	\$146,315.63	0.88824379	\$129,963.95	\$13,679.02	\$2,672.66
23	5079222	2100	\$0.00		\$0.00	\$0.00	\$0.00
23	5079222	2800	\$16,402.36	1	\$16,402.36	\$0.00	\$0.00
23	5169021	1200	\$0.00		\$0.00	\$0.00	\$0.00
23	5169021	1200	\$0.00		\$0.00	\$0.00	\$0.00
23	5169021	1200	\$0.00		\$0.00	\$0.00	\$0.00
23	5169021	1200	\$0.00		\$0.00	\$0.00	\$0.00
23	5169021	2100	\$0.00		\$0.00	\$0.00	\$0.00
23	5169021	2100	\$0.00		\$0.00	\$0.00	\$0.00
23	5169021	2100	\$0.00		\$0.00	\$0.00	\$0.00
23	5169021	2100	\$0.00		\$0.00	\$0.00	\$0.00
23	5169021	2400	\$0.00		\$0.00	\$0.00	\$0.00
23	5169021	2400	\$0.00		\$0.00	\$0.00	\$0.00
23	5169021	3200	\$0.00		\$0.00	\$0.00	\$0.00
23	5169022	1200	\$81,824.61	1.42638003	\$116,712.99	\$0.00	(\$34,888.38)
23	5169022	1200	\$32,375.15	1.34779113	\$43,634.94	\$0.00	(\$11,259.79)
23	5169022	1200	\$17,567.95	1.2722526	\$22,350.87	\$0.00	(\$4,782.92)
23	5169022	1200	\$9,207.49	0	\$0.00	\$0.00	\$9,207.49
23	5169022	2100	\$194,620.90	0.12416262	\$24,164.64	\$0.00	\$170,456.26
23	5169022	2100	\$4,558.40	3.02702703	\$13,798.40	\$9,240.00	(\$18,480.00)
23	5169022	2200	\$25,689.00	0	\$0.00	\$0.00	\$25,689.00
23	5169022	2400	(\$5,541.64)	-3.51550804	\$19,481.68	\$0.00	(\$25,023.32)
23	5169022	2400	\$9,938.73	1.17490263	\$11,677.04	\$0.00	(\$1,738.31)
23	5169022	3200	(\$35.61)	0	\$0.00	\$0.00	(\$35.61)
23	5169023	1200	\$498,383.41	0.9696286	\$483,246.81	\$0.00	\$15,136.60
23	5169023	1200	\$348,483.47	0.51514684	\$178,520.16	\$0.00	\$168,963.31
23	5169023	1200	\$121,632.09	0.75973035	\$92,407.59	\$0.00	\$29,224.50
23	5169023	1200	\$60,000.00	0.245614	\$14,736.84	\$11,188.00	\$34,075.16
23	5169023	1900	\$209,944.46	1	\$209,944.46	\$0.00	\$0.00
23	5169023	2100	\$105,903.40	0	\$0.00	\$0.00	\$105,903.40
23	5169023	2100	\$41,298.00	0.59808732	\$24,699.81	\$0.00	\$16,598.19
23	5169023	2100	\$93,042.00	0.97251435	\$90,484.68	\$0.00	\$2,557.32
23	5169023	2100	\$18,480.00	0	\$0.00	\$0.00	\$18,480.00
23	5169023	2100	\$23,776.16	0.22080942	\$5,250.00	\$0.00	\$18,526.16
23	5169023	2100	\$0.00		\$0.00	\$0.00	\$0.00
23	5169023	2200	\$33,000.00	0.20093424	\$6,630.83	\$15,469.17	\$10,900.00
23	5169023	2400	\$48,333.32	1.83746554	\$88,810.81	\$0.00	(\$40,477.49)
23	5169023	2400	\$49,860.51	0.68193687	\$34,001.72	\$0.00	\$15,858.79
23	5169023	2400	\$0.00		\$0.00	\$0.00	\$0.00
23	5169023	2400	\$0.00		\$0.00	\$0.00	\$0.00
23	5169023	3200	\$24,293.59	1	\$24,293.59	\$0.00	\$0.00
23	5169122	1200	\$198,633.41	0	\$0.00	\$0.00	\$198,633.41
23	5169122	1200	\$24,719.67	0.13301674	\$3,288.13	\$0.00	\$21,431.54

Fiscal Year	Fund - Expended	Function First Two Digits	Fiscal Year Budgeted Amount	% Expended	Fiscal Year Expense Amount	Fiscal Year Encumbrance Amount	Balance
23	5169122	2100	\$0.00		\$0.00	\$0.00	\$0.00
23	5169122	2200	\$45,000.00	0	\$0.00	\$0.00	\$45,000.00
23	5169122	2400	\$48,340.00	0	\$0.00	\$0.00	\$48,340.00
23	5169122	3200	\$2,257.56	0.89245026	\$2,014.76	\$0.00	\$242.80
23	5169123	1200	\$93,473.49	0.95113106	\$88,905.54	\$0.00	\$4,567.95
23	5169123	2100	\$93,762.00	0	\$0.00	\$0.00	\$93,762.00
23	5169123	2100	\$82,300.00	0.98711665	\$81,239.70	\$0.00	\$1,060.30
23	5169123	2400	\$48,340.00	0	\$0.00	\$0.00	\$48,340.00
23	5169123	3200	\$1,075.15	0	\$0.00	\$0.00	\$1,075.15
23	5519121	1200	\$0.00		\$0.00	\$0.00	\$0.00
23	5519121	2200	\$0.00		\$0.00	\$0.00	\$0.00
23	5519122	1200	\$761.55	1.2100453	\$921.51	\$0.00	(\$159.96)
23	5519123	1200	\$6,746.37	0	\$0.00	\$0.00	\$6,746.37
23	5729021	1200	\$0.00		\$0.00	\$0.00	\$0.00
23	5729021	2200	\$0.00		\$0.00	\$0.00	\$0.00
23	5729021	3200	\$0.00		\$0.00	\$0.00	\$0.00
23	5729021	3200	\$0.00		\$0.00	\$0.00	\$0.00
23	5729022	1200	\$57,260.44	1.44042204	\$82,479.20	\$0.00	(\$25,218.76)
23	5729022	2200	\$15,816.77	0	\$0.00	\$0.00	\$15,816.77
23	5729022	3200	\$0.00		\$0.00	\$0.00	\$0.00
23	5729022	3200	\$175.52	0.30480857	\$53.50	\$0.00	\$122.02
23	5729023	1200	\$530,004.96	0.68442282	\$362,747.49	\$0.00	\$167,257.47
23	5729023	3200	\$5,300.00	0.73083396	\$3,873.42	\$1,426.58	\$0.00
23	5729121	1100	\$0.00		\$0.00	\$0.00	\$0.00
23	5729122	1100	\$183,652.42	0.44173603	\$81,125.89	\$0.00	\$102,526.53
23	5729123	1100	\$170,481.39	0.13655901	\$23,280.77	\$13,652.33	\$133,548.29
23	5729221	1100	\$0.00		\$0.00	\$0.00	\$0.00
23	5729221	2200	\$0.00		\$0.00	\$0.00	\$0.00
23	5849022	1100	\$30,773.37	0.63250954	\$19,464.45	\$0.00	\$11,308.92
23	5849022	2200	\$10,631.07	0.06636498	\$599.22	\$0.00	\$10,031.85
23	5849022	3200	\$412.30	0.44651952	\$184.10	\$0.00	\$228.20
23	5849023	1100	\$13,108.80	0.34613847	\$4,537.46	\$3,529.40	\$5,041.94
23	5849023	2200	\$41,211.67	0.96103555	\$39,605.88	\$0.00	\$1,605.79
23	5849023	3200	\$3,965.33	0.95299256	\$3,778.93	\$186.39	\$0.01
23	5879021	1200	\$0.00		\$200.31	\$0.00	(\$200.31)
23	5879022	1200	\$4,549.04	1.8306258	\$8,327.59	\$0.00	(\$3,778.55)
23	5879023	1100	\$0.00		\$0.00	\$0.00	\$0.00
23	5879023	1200	\$43,049.66	0.66065237	\$28,440.86	\$485.36	\$14,123.44
23	5879121	1200	\$0.00		\$0.00	\$0.00	\$0.00
23	5879121	2200	\$0.00		\$0.00	\$0.00	\$0.00
23	5879122	1200	\$16,204.57	0	\$0.00	\$0.00	\$16,204.57
23	5879122	1200	\$2,500.00	0	\$0.00	\$0.00	\$2,500.00
23	5879122	2200	\$5,326.44	0	\$0.00	\$0.00	\$5,326.44
23	5879123	1200	\$18,704.57	0.15328874	\$2,867.20	\$3,132.80	\$12,704.57
23	5879123	2200	\$5,326.44	0	\$0.00	\$0.00	\$5,326.44
23	5909021	2200	\$0.00		\$0.00	\$0.00	\$0.00
23	5909021	3200	\$0.00		\$0.00	\$0.00	\$0.00
23	5909021	7400	\$0.00		\$0.00	\$0.00	\$0.00
23	5909022	1200	\$14,864.71	1.49291174	\$22,191.70	\$0.00	(\$7,326.99)
23	5909022	2200	\$34,597.75	0.92938038	\$32,154.47	\$0.00	\$2,443.28
23	5909022	3200	\$2,928.92	0	\$0.00	\$0.00	\$2,928.92
23	5909023	2200	\$134,334.87	0.6702233	\$90,034.36	\$9,663.40	\$34,637.11
23	5909023	3200	\$16,630.05	0.33164362	\$5,515.25	\$11,114.80	\$0.00
23	5999021	1100	\$0.00		\$0.00	\$0.00	\$0.00
23	5999021	2200	\$0.00		\$0.00	\$0.00	\$0.00
23	5999021	3200	\$0.00		\$0.00	\$0.00	\$0.00
23	5999022	3100	\$128,700.00	0.98710606	\$127,040.55	\$0.00	\$1,659.45
23	5999023	2700	\$550,000.00	0.69723367	\$383,478.52	\$14,210.20	\$152,311.28
TOTALS			\$139,349,409.87				

# GENERAL FUND-TRUE DAYS CASH

Includes Substitute Levy

