

# Medina City Schools

## General Fund Analysis

April 30, 2021

	2020-2021 Original Estimate (1)	Y-T-D Actual July 2020 - June 2021 (2)	Percent	Variance (3)
Beginning Balance - July 1, 2020		54,676,370.23		0.00
General Fund	32,189,888.32			
Other Funds - Substitute Levy	22,486,481.91			
Revenue	<u>74,937,361.00</u> <b>74,937,361.00</b>	<u>73,747,385.01</u> <b>73,747,385.01</b>	<u>98.4%</u>	<u>1,189,975.99</u> <b>1,189,975.99</b>
Expenditures	85,875,970.00	70,071,255.49	81.6%	15,804,714.51
Encumbrance	851,800.00	2,274,091.77		-1,422,291.77
	<u><b>86,727,770.00</b></u>	<u><b>72,345,347.26</b></u>		<u><b>14,382,422.74</b></u>
Ending Balance - June 30, 2020	<u>42,885,961.23</u>	<u>56,078,407.98</u>		<u>-13,192,446.75</u>

Original Estimate revenue, expenditure and encumbrance taken from May 2020 five-year forecast  
Includes May 2018 Substitute Levy

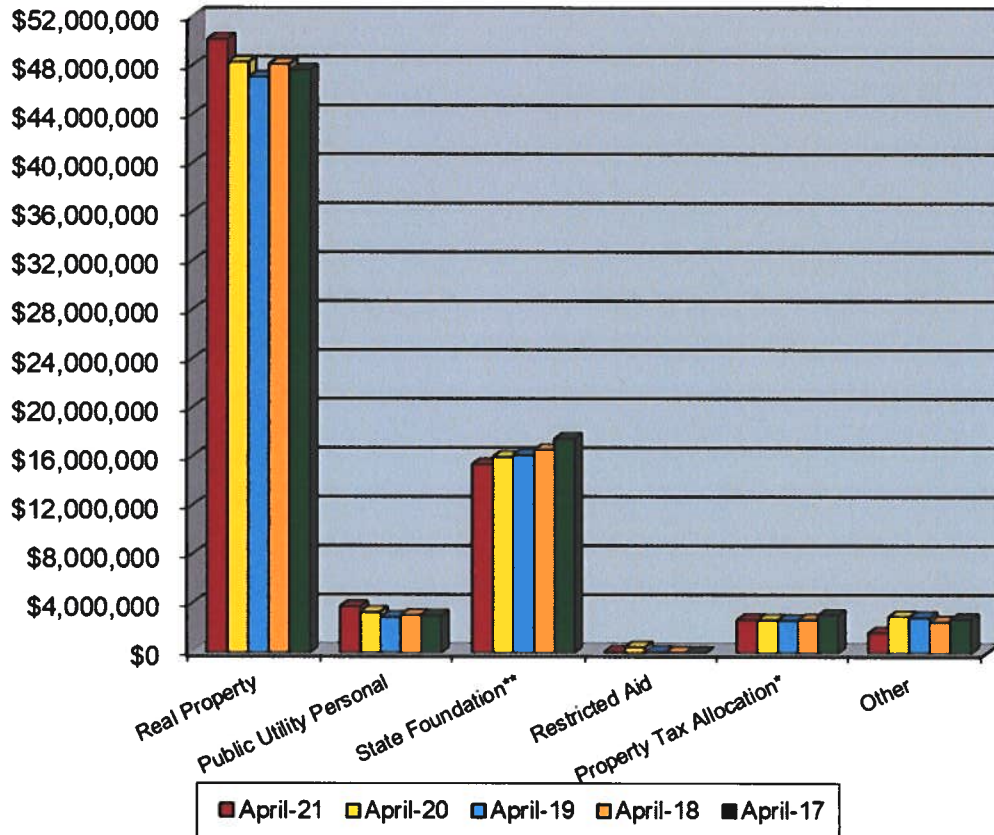
# **General Fund Summary**

April 2021

## **Revenues**

1. Real Property Taxes – Total Real Property Taxes received from the beginning of the fiscal year until April 30, 2021 is \$50,162,687.04. This is an increase of 3.9% above last year's taxes received at this time. (\$882,145.09) was collected in April as funds were shifted to Public Utility Personal Property via the Settlement of the second half Real Property Taxes with the County Auditor.
2. Public Utility Personal Property Taxes – Total Public Utility Personal Property Taxes received from the beginning of the fiscal year until April 30, 2021 is \$3,74,749.83. These monies are distributed upon settlement from the County Auditor. This amount is listed in a separate line for State and five-year forecasting purposes. \$1,937,176.68 had been transferred in April.
3. State Foundation – State Foundation monies received from the State of Ohio from the beginning of the fiscal year until April 30, 2021 total \$15,397,305.18. This is a decrease of 3.7% below last year's foundation money received at this time. \$1,508,120.78 was collected in April.
4. Restricted Aid – Restricted Aid monies are for Career Tech funding and Economically Disadvantaged Students. We have added e-Rate funding as well because these funds are restrictive to technology. Monies received from the beginning of the fiscal year until April 30, 2021 total \$69,049.01. \$6,904.88 was collected in April.
5. Homestead and Rollback – Monies received from the State of Ohio from the beginning of the fiscal year until April 30, 2021 total \$2,695,062.09. Receipts are based upon the real property taxes collected and Homestead filings with the County Auditor. \$-0- was collected in April.
6. Other – Other monies received from the beginning of the fiscal year until April 30, 2021 total \$1,648,531.86. This is a decrease of 44.3% below last year at this time and is due to Tuition, Open Enrollment-In, Interest Earnings, Pay to Participate, Rent, Parking Fees, Miscellaneous Revenues, Field Trips, Medicare Funding, Refund of Prior Year Expenditures, and Medicare Settlement funds. \$184,300.99 was collected in April.

## General Fund Revenue



	April-21	April-20	April-19	April-18	April-17	Current Forecast
Real Property	\$50,162,687	\$48,279,664	\$47,069,606	\$48,117,914	\$47,651,143	\$49,030,939
Public Utility Personal	\$3,774,750	\$3,317,403	\$2,903,216	\$3,061,495	\$3,021,813	\$3,585,736
State Foundation**	\$15,397,305	\$15,991,813	\$16,154,724	\$16,562,482	\$17,477,955	\$17,424,569
Restricted Aid	\$69,049	\$447,303	\$69,532	\$28,514	\$27,306	\$150,881
Property Tax Allocation*	\$2,695,062	\$2,680,748	\$2,652,827	\$2,696,725	\$3,074,694	\$5,340,935
Other	\$1,648,532	\$2,962,202	\$2,890,642	\$2,544,033	\$2,744,801	\$3,322,363
<b>Total</b>	<b>\$73,747,385</b>	<b>\$73,679,134</b>	<b>\$71,740,547</b>	<b>\$73,011,165</b>	<b>\$73,997,713</b>	<b>\$78,855,423</b>
State %	24.6%	26.0%	26.3%	26.4%	27.8%	

\* Includes Homestead/Rollback, Tangible Personal Property Tax Fixed Rate Loss Reimbursement and Electric Deregulation.

\*\* Includes Casino Revenue in State Foundation beginning January 2013 and Economic Disadvantaged Funding in November 2013.

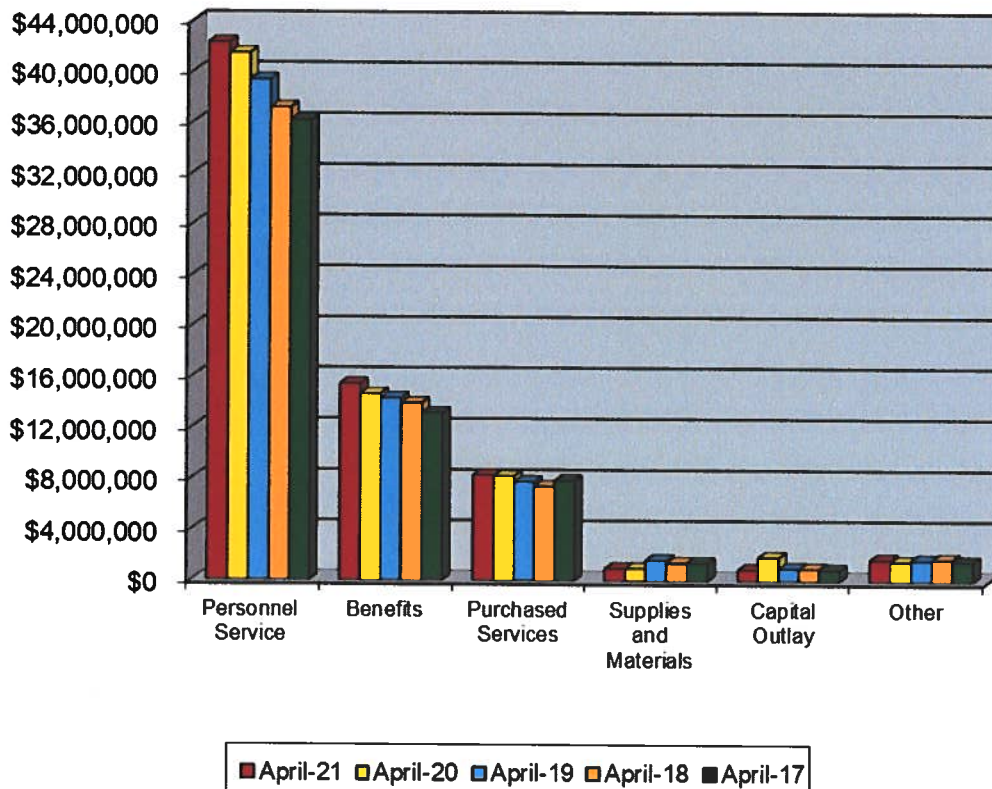
# **General Fund Summary**

April 2021

## **Expenditures**

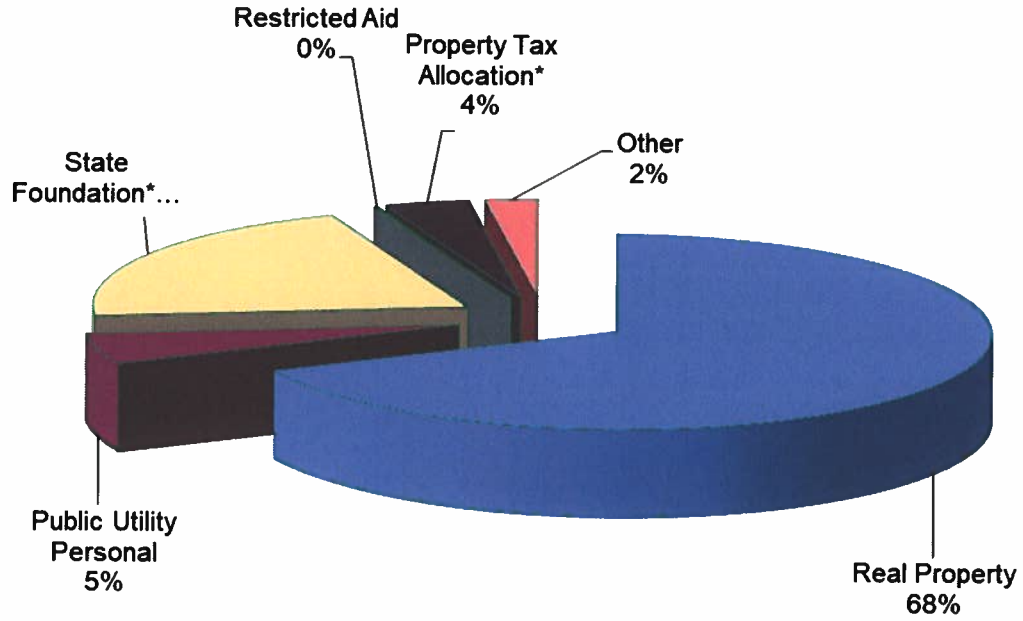
1. **Personnel Services**– The costs for personnel services for the School District from the beginning of the fiscal year until April 30, 2021 was \$42,306,676.86. This was an increase of 2.1% above last year at this time. \$3,847,804.40 was spent in April.
2. **Benefits** – The cost for benefits for the School District from the beginning of the fiscal year until April 30, 2021 was \$15,468,482.34. This was an increase of 5.5% above last year at this time. \$1,498,495.24 was spent in April.
3. **Purchased Services** – The cost for purchased services for the district from the beginning of the fiscal year until April 30, 2021 total \$8,297,788.23. This was a 1.3% increase above last year at this time and is due to Professional Services, Nursing Services, GAAP Conversion, Property/Fleet Insurance, Building Lease Purchase Agreement, Community Schools, and Other Tuition. \$1,106,827.22 was spent in April.
4. **Supplies and Materials** – The cost for supplies and materials for the district from the beginning of the fiscal year until April 30, 2021 total \$971,420.14. This was a 1.6% decrease below last year at this time. General Supplies, Preschool Supplies, Office Supplies, Media Supplies, Newspapers and Periodicals, Meeting Supplies, Custodial/Maintenance Supplies, Transportation Parts, Fuel, and Tires account for this decrease. \$50,706.98 was spent in April.
5. **Capital Outlay** – The cost for capital outlay for the district from the beginning of the fiscal year until April 30, 2021 total \$900,371.56. This was a 51.8% decrease below last year at this time and was mainly due to reductions in Middle School Equipment, Special Education Equipment, Districtwide Equipment, Maintenance Equipment, Technology Equipment, Capital Equipment and Capital Lease. \$61,956.93 was spent in April.
6. **Other** – The cost of other expenditures excluding transfers for the district was \$1,697,972.62 for the fiscal year until April 30, 2021. This was a 9.6% increase above last year at this time. \$524,013.45 was spent in April. Dues/Fees, County Board Services, Election Expense, Liability Insurance, and Awards and Prizes make up the majority of this increase.

## General Fund Expenditures

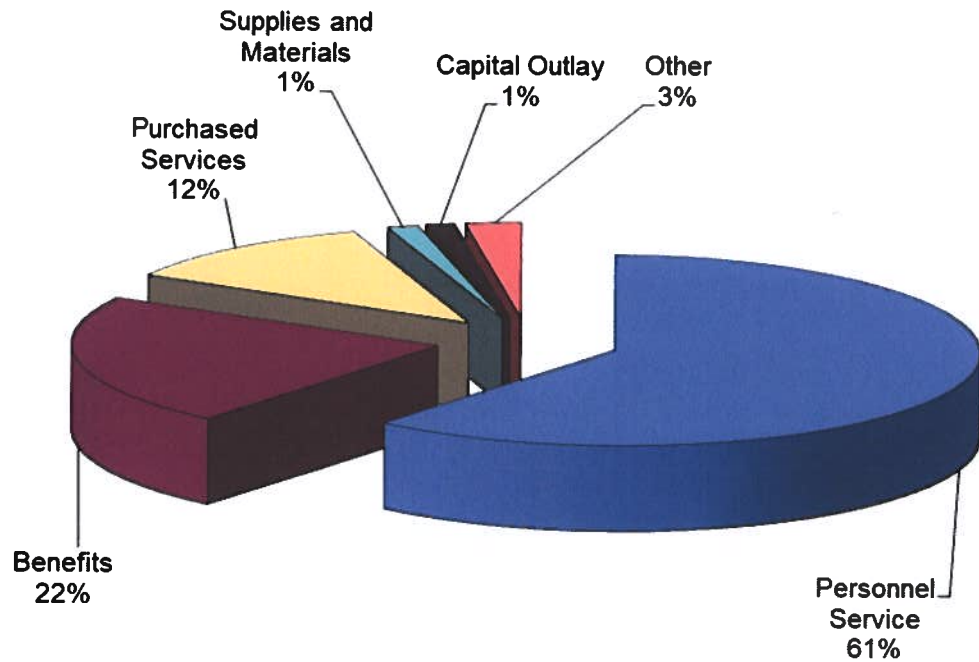


	April-21	April-20	April-19	April-18	April-17	Current Forecast
Personnel Service	\$42,306,677	\$41,455,638	\$39,387,488	\$37,181,912	\$36,199,956	\$50,175,501
Benefits	\$15,468,482	\$14,667,088	\$14,341,401	\$13,957,511	\$13,157,810	\$18,271,771
Purchased Services	\$8,297,788	\$8,195,137	\$7,779,315	\$7,419,353	\$7,852,981	\$10,143,610
Supplies and Materials	\$971,420	\$987,261	\$1,629,915	\$1,431,383	\$1,398,468	\$1,290,042
Capital Outlay	\$900,372	\$1,867,977	\$1,004,737	\$968,058	\$879,239	\$2,063,141
Other	\$1,697,973	\$1,548,813	\$1,670,837	\$1,725,651	\$1,555,052	\$1,717,813
Transfers and Adv., Etc.	\$428,544	\$441,301	\$428,000	\$453,988	\$452,956	\$1,109,907
Other than Debt						
<b>Total</b>	<b>\$70,071,255</b>	<b>\$69,163,215</b>	<b>\$66,241,693</b>	<b>\$63,137,856</b>	<b>\$61,496,462</b>	<b>\$84,771,785</b>

## Current General Fund Revenue



## Current General Fund Expenditures



**APRIL 2021****Balance****Bank Balance - Regular Account**

1,857,852.55

Financial Checks Outstanding	551,081.83
Worker Comp Outstanding	2,616.69
Payroll Checks Outstanding	57,738.17

611,436.69

(611,436.69)

Huntington/Flex Spending	45,376.87
Flex O/S Checks	114.26
JPMorgan/Metlife Claims	25,660.20
Westfield Bank	14,098.42
Westfield Bank Sweep	3,073,156.14

45,262.61

25,660.20

14,098.42

3,073,156.14

**Investments:**

Redtree Investments	23,929,338.76
T. Rowe - Collins	265,074.37
Scudder - Collins	311,896.31
Scudder - Bushman	5,212.00
Kanehl Stocks	2,335.42
Star Ohio (22923)	26,053,518.73
Multi-Bank Securities	12,087,000.00
Multi-Bank Money Market	252,282.43
Fifth Third Securities	9,709,468.63
Fifth Third Money Market	385,916.47

**Total**

73,002,043.12

77,406,636.35

**Adjustments**

Deposits in Transit	74,426.66
Expenses not posted	(217.34)

**Total**

74,209.32

77,480,845.67

**MCSD Balance**

77,480,845.67

**Difference Between Bank vs. Book**

0.00



# Medina City School District

## Sales Tax Update

Date	Sales Tax Description	Receipts	Expenditures	Balance
July 1, 2020	Beginning Balance (071) Sales Tax and (002-9012) Bond			\$3,491,568.70
July	6-Month Asbestos Surveillance Inspection and Reports		\$525.00	\$3,491,043.70
	A I Root Classroom Expansion Doors		\$768.75	\$3,490,274.95
	Design and Construction for Root Locker Bay Conversion		\$640.42	\$3,489,634.53
	Architectural and Engineering Services for Summer Paving		\$2,500.00	\$3,487,134.53
	Consulting Services for MHS Roof Replacement		\$6,175.00	\$3,480,959.53
	Replacement of MHS Roof		\$304,119.00	\$3,176,840.53
	Sales Tax Distribution	\$770,376.50		\$3,947,217.03
	MHS Bleacher Replacement		\$222,000.00	\$3,725,217.03
	Ella Canavan Security Entrance Door Parts		\$1,820.71	\$3,723,396.32
	Fleet Master Lease Agreement		\$11,826.28	\$3,711,570.04
	A I Root Locker Bay Conversion		\$19,655.06	\$3,691,914.98
August	A I Root Classroom Expansion Doors		\$4,721.25	\$3,687,193.73
	Blake POD C Carpet and Tile Replacement		\$15,264.00	\$3,671,929.73
	Installation of Electric Remote Release at Canavan		\$1,340.00	\$3,670,589.73
	Removal and Replacement of Six Windows at Evolve		\$4,390.00	\$3,666,199.73
	Labor and Materials to Complete Spray On Fireproofing - MHS		\$63,400.00	\$3,602,799.73
	A I Root Locker Bay Conversion		\$79,548.54	\$3,523,251.19
	Consulting Services for MHS Roof Replacement		\$4,116.00	\$3,519,135.19
	Replacement of MHS Roof		\$76,626.00	\$3,442,509.19
	Fleet Master Lease Agreement		\$11,830.95	\$3,430,678.24
	Architectural and Engineering Services for Summer Paving		\$19,880.00	\$3,410,798.24
September	Replacement Stage Curtains at PAC		\$20,937.31	\$3,389,860.93
	Design and Construction for Root Locker Bay Conversion		\$3,325.27	\$3,386,535.66
	Construction of Northrop Trail		\$29,748.20	\$3,356,787.46
	Change Order - Installation of Retractable Bollards, Fence Post and Handrail		\$1,650.00	\$3,355,137.46
	Fleet Master Lease Agreement		\$11,830.95	\$3,343,306.51
	Furniture for A I Root for Locker Bay Conversion		\$17,002.85	\$3,326,303.66
	Claggett - Desks/Chairs for Two Classrooms		\$14,179.53	\$3,312,124.13
	Consulting Services for MHS Roof Replacement		\$2,059.25	\$3,310,064.88
	Replacement of MHS Roof		\$55,242.00	\$3,254,822.88
	Construction of a Secure Vestibule at Blake		\$27,834.00	\$3,226,988.88
	Architectural and Engineering Services for Summer Paving		\$2,680.00	\$3,224,308.88
October	Design and Construction for Root Locker Bay Conversion		\$748.23	\$3,223,560.65
	Furniture for Root - Locker Bay Conversion		\$19,845.00	\$3,203,715.65
	Fleet Master Lease Agreement		\$11,830.95	\$3,191,884.70
	Architectural and Engineering Services for Summer 2020 Paving		\$3,680.00	\$3,188,204.70
	Sales Tax Distribution	\$920,709.20		\$4,108,913.90
	District Summer 2020 Paving		\$202,946.53	\$3,905,967.37
	Root Locker Bay Conversion		\$37,394.62	\$3,868,572.75
November	COP's Principal and Interest		\$1,309,243.75	\$2,559,329.00
	Fleet Master Lease Agreement		\$11,830.95	\$2,547,498.05
	Architectural and Engineering Services for Summer 2020 Paving		\$257.50	\$2,547,240.55
	A I Root Locker Bay Conversion		\$71,692.38	\$2,475,548.17
December	District Summer Paving		\$21,961.80	\$2,453,586.37
	MCRC Summer Paving Correction		-\$61,736.80	\$2,515,323.17
	Fleet Master Lease Agreement		\$11,830.95	\$2,503,492.22
January	Installation of Carpet at EVOLVE		\$8,072.50	\$2,495,419.72
	Architectural and Engineering Services for Summer 2020 Paving		\$1,652.50	\$2,493,767.22
	Roof Replacement Evaluation, Design and Quality Observation Services		\$24,118.00	\$2,469,649.22
	A I Root Locker Bay Conversion		\$23,143.40	\$2,446,505.82
	Sales Tax Distribution	\$930,379.89		\$3,376,885.71
	Fleet Master Lease Agreement		\$11,830.95	\$3,365,054.76
February	Roof Replacement Evaluation		\$24,118.00	\$3,340,936.76
	Fleet Master Lease Agreement		\$11,830.95	\$3,329,105.81
	XG-25M VOX Replacement and XG-15P Portable Package - Mobile Radios		\$142,143.89	\$3,186,961.92



# Medina City School District

## Sales Tax Update

Date	Sales Tax Description	Receipts	Expenditures	Balance
March	Fleet Master Lease Agreement		\$11,830.95	\$3,175,130.97
April	Mobile Heated Cabinet and Utility Transport		\$10,744.36	\$3,164,386.61
	Sales Tax Distribution	\$972,063.17		\$4,136,449.78
	Fleet Master Lease Agreement		\$11,830.95	\$4,124,618.83
	Radios		\$53,132.80	\$4,071,486.03
	Dukes Stadium Scoreboard		\$58,827.90	\$4,012,658.13
	District Roof Replacement Evaluation/Design Services		\$4,484.00	\$4,008,174.13
	Fiscal Year Totals	\$3,593,528.76	\$3,076,923.33	

**Medina City School District**  
Recreation Center Update

Date	Description	District Revenue	District Expenses	City Reimbursements	Total Balance
July 1, 2020	Beginning Balance (003-9001)				\$ 202,370.92
July	Tile Repairs			\$1,000.00	\$ 203,370.92
	Mens Sauna Floor Cement		\$1,236.25		\$ 202,134.67
	Insulation for Sauna - Credit		-\$62.50		\$ 202,197.17
	Installation of Carpet			\$1,250.00	\$ 203,447.17
August	Donation - Partner Mktg	\$1,044.98			\$ 204,492.15
	Mens Sauna Floor Cement			\$618.13	\$ 205,110.28
September	No Revenues, No Expenditures				\$ 205,110.28
October	Labor/Material to Dismantle/Rebuild Burners/Heads Boilers		\$13,346.55		\$ 191,763.73
	Repair Parts for Motor Control Centers		\$2,180.00		\$ 189,583.73
	Dismantle/Rebuild Burners/Heads and Repair Parts for Motor			\$14,436.55	\$ 204,020.28
	Refund City for Labor/Material to Dismantle/Rebuild Burners			-\$6,673.28	\$ 197,347.00
November	No Revenues, No Expenditures				\$ 197,347.00
December	MCRC Summer Paving - Correction from 071		\$54,316.35		\$ 143,030.65
	MCRC Summer Paving - Correction from 071		\$7,420.45		\$ 135,610.20
Janaury	MCRC Summer Paving			\$27,158.18	\$ 162,768.38
	Chemical PC 2100 Controller			\$3,277.50	\$ 166,045.88
	Transfer from 001	\$100,000.00			\$ 266,045.88
February	Chemical PC 2100 Controller		\$6,555.00		\$ 259,490.88
	MCRC Summer Paving - Correction from 071			\$3,710.23	\$ 263,201.11
March	Heater and Controls for Women's Sauna		\$3,339.59		\$ 259,861.52
	Heater and Controls for Women's Sauna			\$1,669.80	\$ 261,531.32
	10 Used Touchpads for Pool		\$5,000.00		\$ 256,531.32
	Diving Board		\$5,438.25		\$ 251,093.07
	Heat Exchanger for Leisure Pool		\$11,204.11		\$ 239,888.96
	Women's Sauna Flooring		\$1,236.00		\$ 238,652.96
	Labor to Install Cedar Lumber in Women's Sauna		\$2,000.00		\$ 236,652.96
April	Women's Sauna Flooring			\$618.00	\$ 237,270.96
	Labor to Install Cedar Lumber in Women's Sauna			\$1,000.00	\$ 238,270.96
	10 Used Touchpads for Pool			\$2,500.00	\$ 240,770.96
	Diving Board			\$2,719.12	\$ 243,490.08
	Heat Exchanger for Leisure Pool			\$5,602.05	\$ 249,092.13
	Cedar Lumber for Women's Sauna		\$3,289.31		\$ 245,802.82
Total Revenues, Expenditures and Reimbursements		\$ 101,044.98	\$ 116,499.36	\$ 58,886.28	

**Monthly Investment Summary**  
**Medina City School District**  
**US Bank Custodian Acct Ending x70982**  
 April 30, 2021

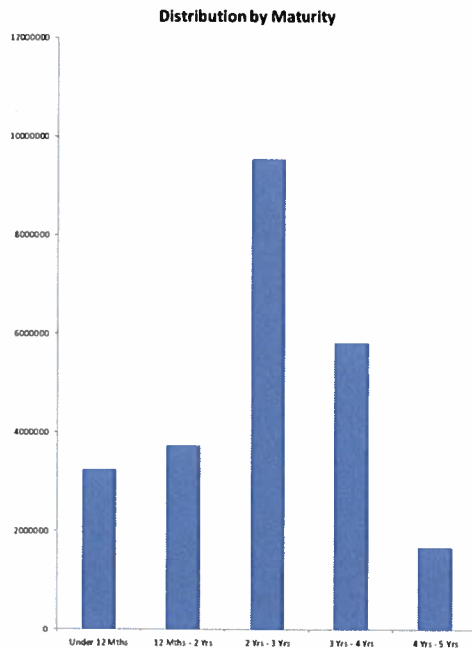
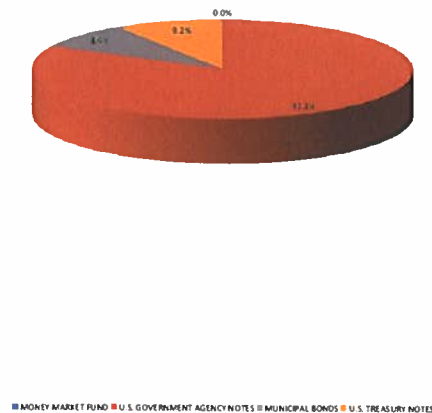
**Monthly Cash Flow Activity**

**From 03-31-21 through 04-30-21**

Beginning Book Value	23,926,782.51
Contributions	0.00
Withdrawals	0.00
Realized Gains/Losses	0.00
Gross Interest Earnings	2,556.25
Ending Book Value	23,929,338.76

**Market Value Summary**

Security Type	Market Value	Pct. Assets	Avg Yield at Cost	Wght Avg Mat
<b>Money Market Fund</b>				
MONEY MARKET FUND	7,504.14	0.0	0.02	0.00
<b>Fixed Income</b>				
MUNICIPAL BONDS	2,010,604.40	8.4	0.99	1.03
U.S. GOVERNMENT AGENCY NOTES	19,702,194.35	82.1	0.41	2.73
U.S. TREASURY NOTES	2,205,928.00	9.2	1.76	0.26
Accrued Interest	58,322.29	0.2		
<b>TOTAL PORTFOLIO</b>	<b>23,984,553.18</b>	<b>100.0</b>	<b>0.58</b>	<b>2.36</b>

**Maturity Distribution**

**Security Type Allocation**

**Disclosures:**

RedTree's internal accounting system is used as the source of the market value of this account. Although obtained from a source believed to be reliable, we cannot guarantee its accuracy. You should review all account statements provided by the custodian and compare with the statements provided by RedTree.

Questions? Call 888.596.2293 or email [info@redtreeinv.com](mailto:info@redtreeinv.com)

**Portfolio Holdings Report**  
**Medina City School District**  
**US Bank Custodian Acct Ending x70982**  
 April 30, 2021

Quantity	Cusip	Security Description	Moody's	S&P	Cost Basis	Market Value	Yield at Cost	Wtd Maturity	Purchase Date
<b>U.S. GOVERNMENT AGENCY NOTES</b>									
1,200,000	3133ELZN7	Federal Farm Credit Bank 0.160% Due 05-18-22	Aaa	AA+	1,197,804.00	1,201,204.08	0.25	1.05	05-26-20
1,000,000	3133ELN26	Federal Farm Credit Bank 0.260% Due 06-22-22	Aaa	AA+	999,460.00	1,001,771.29	0.29	1.14	06-22-20
1,000,000	3134GVN87	Federal Home Ln Mtg 0.400% Due 12-15-22	Aaa	AA+	1,000,000.00	1,000,241.12	0.40	1.62	06-15-20
700,000	3135G04Q3	Federal Natl Mtg Assoc 0.250% Due 05-22-23	Aaa	AA+	698,064.50	700,923.98	0.34	2.05	05-28-20
1,230,000	3134GVN20	Federal Home Ln Mtg 0.500% Due 06-23-23	Aaa	AA+	1,230,000.00	1,230,531.18	0.50	2.13	06-23-20
1,000,000	3137EAEV7	Federal Home Ln Mtg 0.250% Due 08-24-23	Aaa	AA+	999,630.00	1,000,204.76	0.26	2.31	10-08-20
500,000	3133EL6J8	Federal Farm Credit Bank 0.220% Due 09-08-23	Aaa	AA+	499,855.00	499,027.17	0.23	2.35	04-08-21
1,000,000	3133EMUF7	Federal Farm Credit Bank 0.220% Due 09-22-23	Aaa	AA+	999,198.00	999,297.70	0.25	2.39	03-22-21
1,000,000	3135G06H1	Federal Natl Mtg Assoc 0.250% Due 11-27-23	Aaa	AA+	998,860.00	999,634.12	0.29	2.56	11-25-20
700,000	3134GVYH5	Federal Home Ln Mtg 0.500% Due 11-28-23	Aaa	AA+	700,000.00	700,127.58	0.50	2.55	05-28-20
460,000	3137EAF2	Federal Home Ln Mtg 0.250% Due 12-04-23	Aaa	AA+	459,434.20	459,757.06	0.30	2.58	04-14-21
625,000	3133EMRZ7	Federal Farm Credit Bank 0.250% Due 02-26-24	Aaa	AA+	623,324.16	623,457.19	0.34	2.81	03-09-21
385,000	3133EMRZ7	Federal Farm Credit Bank 0.250% Due 02-26-24	Aaa	AA+	384,110.65	384,049.63	0.33	2.81	03-31-21
240,000	3133EMTW2	Federal Farm Credit Bank 0.300% Due 03-18-24	Aaa	AA+	239,805.60	239,690.76	0.33	2.87	04-27-21
1,200,000	3134GWU79	Federal Home Ln Mtg 0.375% Due 03-25-24	Aaa	AA+	1,200,312.00	1,198,983.07	0.37	2.88	02-02-21
1,200,000	3133EMGF3	Federal Farm Credit Bank 0.350% Due 05-16-24	Aaa	AA+	1,197,900.00	1,196,464.75	0.40	3.02	11-19-20
1,500,000	3130ALQV9	Federal Home Ln Bank 0.570% Due 09-30-24	Aaa	AA+	1,500,000.00	1,499,072.43	0.57	3.38	03-30-21
500,000	3130ALTH7	Federal Home Ln Bank 0.510% Due 09-30-24	Aaa	AA+	500,000.00	499,318.24	0.51	3.38	03-30-21
415,000	3130AKDS2	Federal Home Ln Bank 0.390% Due 10-28-24	Aaa	AA+	415,402.55	412,494.06	0.36	3.46	02-19-21
1,000,000	3135G06E8	Federal Natl Mtg Assoc 0.420% Due 11-18-24	Aaa	AA+	998,250.00	994,467.93	0.46	3.51	11-18-20
1,200,000	3133EMER9	Federal Farm Credit Bank 0.470% Due 01-27-25	Aaa	AA+	1,198,620.00	1,197,552.92	0.50	3.70	10-29-20
800,000	3134GXDM3	Federal Home Ln Mtg 0.620% Due 12-01-25	Aaa	AA+	799,400.00	790,834.30	0.64	4.50	12-02-20
380,000	3134GXHD9	Federal Home Ln Mtg 0.700% Due 12-23-25	Aaa	AA+	380,000.00	378,074.02	0.70	4.55	12-23-20
500,000	3130AKZ25	Federal Home Ln Bank 0.650% Due 02-26-26	Aaa	AA+	500,000.00	495,015.00	0.65	4.73	02-26-21
Accrued Interest						21,037.47			
					19,719,430.66	19,723,231.82	0.41	2.73	
<b>MUNICIPAL BONDS</b>									
1,000,000	971090XA8	City of Willoughby, OH GO 2.000% Due 05-21-21	Aa2	AA	1,008,400.00	1,000,760.00	1.15	0.06	05-21-20
500,000	0100332D9	City of Akron, OH GO 2.000% Due 12-01-22		A+	515,505.00	512,865.00	0.48	1.55	11-12-20
460,000	244721FK7	Defiance CSD, OH GO 4.000% Due 12-01-23	Aa2		502,522.40	496,979.40	1.20	2.44	07-16-20

**Disclosures:**

RedTree's internal accounting system is used as the source of the market value of this account. Although obtained from a source believed to be reliable, we cannot guarantee its accuracy. You should review all account statements provided by the custodian and compare with the statements provided by RedTree.

Questions? Call 888.596.2293 or email [info@redtreeinv.com](mailto:info@redtreeinv.com)

**Portfolio Holdings Report**  
**Medina City School District**  
**US Bank Custodian Acct Ending x70982**  
 April 30, 2021

Quantity	Cusip	Security Description	Moody's	S&P	Cost Basis	Market Value	Yield at Cost	Wtd Maturity	Purchase Date
Accrued Interest						31,250.00			
					2,026,427.40	2,041,854.40	0.99	1.03	
<b>U.S. TREASURY NOTES</b>									
1,000,000	912828S27	US Treasury Note 1.125% Due 06-30-21	Aaa	AA+	987,226.56	1,001,722.00	1.86	0.17	09-17-19
1,200,000	9128282F6	US Treasury Note 1.125% Due 08-31-21	Aaa	AA+	1,188,750.00	1,204,206.00	1.68	0.33	12-10-19
Accrued Interest						6,034.82			
					2,175,976.56	2,211,962.82	1.76	0.26	
<b>MONEY MARKET FUND</b>									
	USBMMF	First American Treasury Obligations Fund			7,504.14	7,504.14	0.02		
<b>TOTAL PORTFOLIO</b>					23,929,338.76	23,984,553.18	0.58	2.36	

**Disclosures:**

RedTree's internal accounting system is used as the source of the market value of this account. Although obtained from a source believed to be reliable, we cannot guarantee its accuracy. You should review all account statements provided by the custodian and compare with the statements provided by RedTree.

Questions? Call 888.596.2293 or email [info@redtreeinv.com](mailto:info@redtreeinv.com)

**Monthly Activity Reports**  
**Medina City School District**  
**US Bank Custodian Acct Ending x70982**  
 From 04-01-21 Through 04-30-21

**GROSS INTEREST INCOME**

Ex-Date	Pay-Date	Security	Amount
<b>U.S. GOVERNMENT AGENCY NOTES</b>			
04-08-21	04-08-21	Federal Farm Credit Bank 0.220% Due 09-08-23	-91.67
04-13-21	04-14-21	Federal Home Ln Mtg 0.250% Due 12-04-23	-415.28
04-27-21	04-27-21	Federal Farm Credit Bank 0.300% Due 03-18-24	-78.00
04-28-21	04-28-21	Federal Home Ln Bank 0.390% Due 10-28-24	809.25
			<hr/> 224.30
<b>U.S. GOVERNMENT AGENCY DISCOUNT NOTES</b>			
04-07-21	04-07-21	Federal Home Ln Bank Discount Note 0.000% Due 04-07-21	2,300.00
<b>MONEY MARKET FUND</b>			
04-01-21	04-01-21	First American Treasury Obligations Fund	31.95
<b>GROSS INCOME</b>			<b>2,556.25</b>

**Disclosures:**

RedTree's internal accounting system is used as the source of the market value of this account. Although obtained from a source believed to be reliable, we cannot guarantee its accuracy. You should review all account statements provided by the custodian and compare with the statements provided by RedTree.

Questions? Call 888.596.2293 or email [info@redtreeinv.com](mailto:info@redtreeinv.com)



**Purchase and Sale**  
**Medina City School District**  
**US Bank Custodian Acct Ending x70982**  
 From 04-01-21 Through 04-30-21

Trade Date	Settle Date	Quantity	Security	Unit Price	Amount
<b>PURCHASES</b>					
04-08-2021	04-08-2021	500,000	Federal Farm Credit Bank 0.220% Due 09-08-23	99.97	499,855.00
04-27-2021	04-27-2021	240,000	Federal Farm Credit Bank 0.300% Due 03-18-24	99.92	239,805.60
04-13-2021	04-14-2021	460,000	Federal Home Ln Mtg 0.250% Due 12-04-23	99.88	459,434.20
					1,199,094.80
<b>SALES</b>					
04-07-2021	04-07-2021	1,200,000	Federal Home Ln Bank Discount Note 0.000% Due 04-07-21	100.00	1,200,000.00
					1,200,000.00

**Disclosures:**

RedTree's internal accounting system is used as the source of the market value of this account. Although obtained from a source believed to be reliable, we cannot guarantee its accuracy. You should review all account statements provided by the custodian and compare with the statements provided by RedTree.

Questions? Call 888.596.2293 or email [info@redtreeinv.com](mailto:info@redtreeinv.com)

**Realized Gains/Losses**  
**Medina City School District**  
**US Bank Custodian Acct Ending x70982**  
 From 04-01-21 Through 04-30-21

Open Date	Close Date	Quantity	Security	Cost Basis	Proceeds	Gain Or Loss	
						Short Term	Long Term
TOTAL GAINS						0.00	0.00
TOTAL LOSSES						0.00	0.00
TOTAL REALIZED GAIN/LOSS						0.00	0.00

**Disclosures:**

RedTree's internal accounting system is used as the source of the market value of this account. Although obtained from a source believed to be reliable, we cannot guarantee its accuracy. You should review all account statements provided by the custodian and compare with the statements provided by RedTree.

Questions? Call 888.596.2293 or email [info@redtreeinv.com](mailto:info@redtreeinv.com)

ENV# CEBKVHKMBBJZKSZ\_BBBBB  
FIFTH THIRD SECURITIES, INC.  
MD 1M0B2A  
5050 KINGSLEY DRIVE  
CINCINNATI, OH 45263



MEDINA CITY SCHOOLS  
DAVID CHAMBERS  
739 WEYMOUTH RD  
MEDINA OH 44256

---

**STATEMENT FOR THE PERIOD APRIL 1, 2021 TO APRIL 30, 2021**

MEDINA CITY SCHOOLS - Corporation  
Account Number: [REDACTED]

---

By the courtesy of:  
CARTER/SAVAGE

For questions about your accounts:  
Local: 614 744 5496  
In-State: 614 744 7074  
National: 888 889 1025

---

**TOTAL VALUE OF YOUR PORTFOLIO** **\$10,201,343.23**

---

**FOR YOUR INFORMATION**

Fifth Third Securities, Inc. Investments offered through Fifth Third Securities, Inc., member FINRA/SIPC

Due to current events, mail may be delayed by circumstances beyond NFSs control. You can always view your statements and other documents online. To learn more about paperless options please contact your Broker-Dealer.

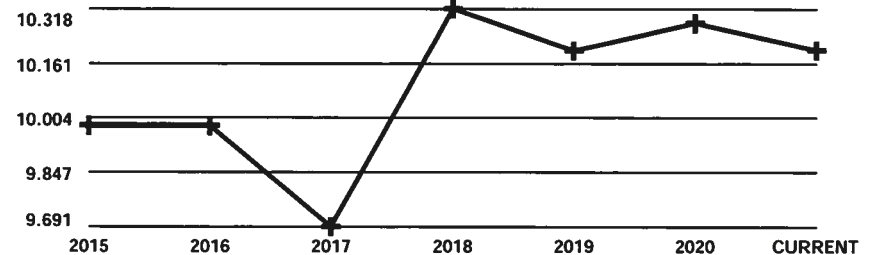
**Fifth Third Securities, Inc.**

MN\_CEBKVHKMBBJZKSZ\_BBBBB 20210430

---

**CHANGE IN VALUE OF YOUR PORTFOLIO**

\$ millions



*Change In Value Of Your Portfolio* information can be found in Miscellaneous Footnotes at the end of this statement.

Account carried with National Financial Services LLC, Member  
NYSE, SIPC

Statement for the Period April 1, 2021 to April 30, 2021

MEDINA CITY SCHOOLS - Corporation

Account Number: [REDACTED]



## Account Overview

CHANGE IN ACCOUNT VALUE	Current Period	Year-to-Date
BEGINNING VALUE	\$10,201,251.64	\$10,277,238.45
Additions and Withdrawals	(\$10,755.47)	(\$40,983.34)
Income	\$10,755.47	\$40,983.34
Taxes, Fees and Expenses	\$0.00	\$0.00
Change in Value	\$91.59	(\$75,895.22)
ENDING VALUE (AS OF 04/30/21)	\$10,201,343.23	\$10,201,343.23

Refer to Miscellaneous Footnotes for more information on Change in Value.

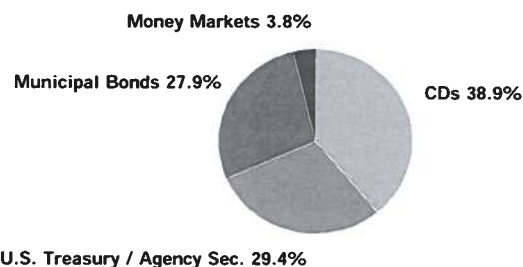
### INCOME

TAXABLE	Current Period	Year-to-Date
Taxable Dividends	\$26.34	\$45.64
Taxable Interest	\$10,729.13	\$40,937.70
TOTAL TAXABLE	\$10,755.47	\$40,983.34
TOTAL INCOME	\$10,755.47	\$40,983.34

Taxable income is determined based on information available to NFS at the time the statement was prepared, and is subject to change. Final information on taxation of interest and dividends is available on Form 1099-Div, which is mailed in February of the subsequent year.

REALIZED GAIN (LOSS)	Current Period	Year-to-Date
Short Term Gain	\$0.00	\$0.00
Short Term Loss	\$0.00	\$0.00
Disallowed Short Term Loss	\$0.00	\$0.00
TOTAL SHORT TERM GAIN (LOSS)	\$0.00	\$0.00

### ACCOUNT ALLOCATION



	Percent	Prior Period	Current Period
Money Markets	3.8 %	\$1,140,916.47	\$385,916.47
CDs	38.9	\$4,214,037.87	\$3,967,275.31
Municipal Bonds	27.9	\$2,850,221.30	\$2,844,604.70
U.S. Treasury / Agency Sec.	29.4	\$1,996,076.00	\$3,003,546.75
TOTAL	100.0 %	\$10,201,251.64	\$10,201,343.23

Account Allocation shows the percentage that each asset class represents of your total account value. Account Allocation for equities, fixed income, and other categories may include mutual funds and may be net of short positions. NFS has made assumptions concerning how certain mutual funds are allocated. Closed-end mutual funds and Exchange Traded Products (ETPs) listed on an exchange may be included in the equity allocation. The chart may not reflect your actual portfolio allocation. Consult your broker/dealer prior to making investment decisions.

Statement for the Period April 1, 2021 to April 30, 2021

MEDINA CITY SCHOOLS - Corporation  
Account Number: [REDACTED]



## Account Overview *continued*

<b>REALIZED GAIN (LOSS)</b> <i>continued</i>	<i>Current Period</i>	<i>Year-to-Date</i>
Long Term Gain	\$1,141.70	\$1,141.70
Long Term Loss	\$0.00	\$0.00
Disallowed Long Term Loss	\$0.00	\$0.00
<b>TOTAL LONG TERM GAIN (LOSS)</b>	<b>\$1,141.70</b>	<b>\$1,141.70</b>

*NFS-provided cost basis, realized gain (loss) and holding period information may not reflect all adjustments necessary for your tax reporting purposes. Please refer to Footnotes and Cost Basis Information at the end of this statement for more information.*

### MESSAGES AND ALERTS

Customers wishing to learn more about their investment professional can contact the FINRA BrokerCheck Hotline Number at 1-800-289-9999 or visit the FINRA Regulation website [www.finra.org](http://www.finra.org). Customers can also obtain an investor brochure that includes information describing the FINRA BrokerCheck program by contacting Brokerage Operations 1-888-889-1025.

Please note that the FDIC insured deposit at Fifth Third Bank under the Fifth Third BD Program is not covered by SIPC. The FDIC insured deposit is eligible for FDIC insurance subject to FDIC coverage limits at the time funds are deposited at Fifth Third Bank. As referenced in the Fifth Third BD Program disclosure document, clients are responsible for monitoring their total assets at Fifth Third Bank to determine the extent of available FDIC coverage.

Fifth Third Securities has recently implemented technology that allows texting between clients and Financial Professionals. Not all FTS Financial Professionals are currently using this service. Please contact your Financial Professional to see if they are utilizing this service and to obtain the phone number for texting. As a reminder, due to regulatory restrictions and as a measure to protect you and your account, Fifth Third Securities does not accept trade or financial instructions by text or email- therefore, FTS will not be responsible for carrying out such orders and/or instructions received in this manner.

Customers wishing to learn more about how an order is routed or executed should notify their Investment Professional in writing. Pursuant to SEC rules, customers can request details on the identity of the venue to which their orders were routed for execution. A written report will be furnished upon request. To learn more about how your order is routed online, please visit <https://www.53.com/investments>.

Statement for the Period April 1, 2021 to April 30, 2021

MEDINA CITY SCHOOLS - Corporation  
Account Number: [REDACTED]



## Holdings

NFS-provided cost basis, realized gain (loss) and holding period information may not reflect all adjustments necessary for tax purposes. Please refer to Footnotes and Cost Basis Information at the end of this statement for more information.

For additional information regarding your holdings, please refer to the footnotes at the end of the statement.

**Client Investment** - Reflects the amount from share purchases, transfers and conversions that have customer or third party provided cost basis. The amount does not reflect all account activity, including, but not limited to shares acquired via certain corporate actions, gifted/inherited, date of death step-up, or dividend reinvestments. The amount may fluctuate over time based on activity within the account due to buying, transferring or converting additional shares or selling all or part of a security. Transfers or conversions that do not have cost basis will not be reflected in the Client Investment amount. The reflected Client Investment amount does not represent your cost basis reported on IRS Form 1099-B, as it is a separate calculation.

### CASH AND CASH EQUIVALENTS - 3.78% of Total Account Value

Description	Symbol/Cusip Account Type	Quantity	Price on 04/30/21	Current Market Value	Estimated Annual Income
<b>Money Markets</b>					
FEDERATED HERMES GOVT OBLIGATIONS IS 7 DAY YIELD .02%	GOIXX CASH	385,916.47	\$1.00	\$385,916.47	
Dividend Option Cash					
Capital Gain Option Cash					
<b>Total Cash and Cash Equivalents</b>				<b>\$385,916.47</b>	



**Statement for the Period April 1, 2021 to April 30, 2021**

MEDINA CITY SCHOOLS - Corporation  
Account Number: [REDACTED]



**HOLDINGS > FIXED INCOME - 96.22% of Total Account Value**

**ALERT:** You have a fixed income position due to mature within the next 90 days.

For an explanation of fixed income pricing, please see the last page. Redemption schedule(s), bond rating(s), and other information are provided where available. If information does not appear regarding a particular investment, it is not available. The ratings on this statement are provided by Standard & Poor's and/or Moody's to rate the quality based on the respective rating agency's assessment. Ratings information from Standard & Poor's ("S&P") may not be reproduced. S&P credit ratings are statements of opinion and are not statements of fact or recommendations to purchase, hold, or sell securities, nor do they address the suitability of securities for investment purposes, and should not be relied on as investment advice. S&P does not guarantee the accuracy, completeness, timeliness or availability of any information, including ratings, and is not responsible for errors or omissions (negligent or otherwise). S&P gives no express or implied warranties, including but not limited to any warranties of merchantability or fitness for a particular purpose or use. S&P shall not be liable for any direct, indirect, incidental, exemplary, compensatory, punitive, special or consequential damages, costs, expenses, legal fees, or losses (including lost income or profits and opportunity costs) in connection with any use of ratings.

Description	Symbol/Cusip Account Type	Quantity	Estimated Price on 04/30/21	Estimated Current Market Value	Estimated Annual Income	Original/Adjusted Cost Basis	Unrealized Gain (Loss)
<b>CDs</b>							
Certificates of Deposit (CDs), including Market Indexed CDs and Market Linked CDs (collectively, MCDs) are generally shown at estimated market prices based upon a matrix or model pricing method that may not represent the actual price if sold prior to maturity. However, CDs and MCDs may be shown at face value for up to seven calendar days from date of issue if estimated market prices have not been received from a third party pricing vendor. The actual value of CDs and MCDs may be different from their purchase price. CDs and MCDs are subject to interest rate risk. The estimated market price reflected for MCDs may not be based on the actual closing value of the linked market index on the final maturity date and the market value of MCDs may not correspond directly to increases or decreases in the underlying linked market index. You may sell CDs or MCDs in the secondary market subject to market conditions. The secondary market for CDs and MCDs is generally illiquid. If sold prior to maturity, the value of MCDs may be less than the purchase amount or face value. The sale or redemption of any fixed income security prior to maturity may result in a substantial gain or loss, and an early withdrawal penalty may apply. Certain MCDs may only be redeemed on pre-specified liquidation dates and may have call features that allow the issuer to call the MCD prior to maturity. Certain Step Rate CDs are also subject to reinvestment risk if call provisions are exercised by the issuer and if a CD with a comparable rate is not available.							
See sales materials or contact your broker/dealer for additional information.							
<b>THIRD FED SVGS &amp; LN ASSN OF CD 2.50000%</b> 05/28/2021 FDIC INSURED CPN PMT SEMI-ANNUAL ON AUG 28, FEB 28 Estimated Yield 2.49% Accrued Interest \$1040.41 Average Unit Cost \$1.00 Client Investment \$245,000.00 Adjusted Cost Basis	88413QBZ0 CASH	245,000	\$1.00193	\$245,472.85	\$6,125.00	\$245,000.00	
						\$245,000.00	D \$472.85
<b>KS STATEBANK MANHATTAN KS CD 2.50000%</b> 06/21/2021 FDIC INSURED CPN PMT MONTHLY Next Interest Payable: 05/21/21 Estimated Yield 2.49% Accrued Interest \$167.81 Average Unit Cost \$1.00 Client Investment \$245,000.00 Adjusted Cost Basis	50116CBX6 CASH	245,000	\$1.00351	\$245,859.95	\$6,125.00	\$245,000.00	
						\$245,000.00	D \$859.95
<b>NORTHPOINTE BK GRAND RAPIDS MI CD 2.55000%</b> 07/19/2021 FDIC INSURED	666613GN8 CASH	245,000	\$1.00555	\$246,359.75	\$6,247.50	\$245,000.00	

Fifth Third Securities, Inc.

Account carried with National Financial Services LLC, Member  
NYSE, SIPC

MN\_CEBKVHKMBBJZKSZ\_BBBBB 20210430

Statement for the Period April 1, 2021 to April 30, 2021

MEDINA CITY SCHOOLS - Corporation  
Account Number: [REDACTED]



**HOLDINGS > FIXED INCOME** *continued*

Description	Symbol/Cusip Account Type	Quantity	Estimated Price on 04/30/21	Estimated Current Market Value	Estimated Annual Income	Original/Adjusted Cost Basis	Unrealized Gain (Loss)
<b>NORTHPOINTE BK GRAND RAPIDS MI CD</b> CPN PMT MONTHLY Next Interest Payable: 05/19/21 Estimated Yield 2.53% Accrued Interest \$205.40 Average Unit Cost \$1.00 Client Investment \$245,000.00 Adjusted Cost Basis	666613GN8	<i>continued</i>				\$245,000.00 D	\$1,359.75
<b>CELTIC BK SALT LAKE CITY UTAH CD</b> 2.85000% 08/24/2021 FDIC INSURED CPN PMT MONTHLY Next Interest Payable: 05/24/21 Estimated Yield 2.82% Accrued Interest \$133.91 Average Unit Cost \$1.00 Client Investment \$245,000.00 Adjusted Cost Basis	15118RPT8 CASH	245,000	\$1.00893	\$247,187.85	\$6,982.50	\$245,000.00 D	\$2,187.85
<b>FIRSTTRUST SVGS BK PA CD 2.55000%</b> 09/13/2021 FDIC INSURED CPN PMT MONTHLY Next Interest Payable: 05/12/21 Estimated Yield 2.52% Accrued Interest \$325.21 Average Unit Cost \$1.00 Client Investment \$245,000.00 Adjusted Cost Basis	337630BJ5 CASH	245,000	\$1.00929	\$247,276.05	\$6,247.50	\$245,000.00 D	\$2,276.05
<b>MEDALLION BK UTAH CD 2.45000% 02/16/2022</b> FDIC INSURED CPN PMT MONTHLY Next Interest Payable: 05/16/21 Estimated Yield 2.40% Accrued Interest \$246.68 Average Unit Cost \$1.00 Client Investment \$245,000.00 Adjusted Cost Basis	58404DBD2 CASH	245,000	\$1.01916	\$249,694.20	\$6,002.50	\$245,000.00 D	\$4,694.20
<b>NORTHFIELD BK STATEN ISLAND NY CD</b> 2.45000% 02/22/2022 FDIC INSURED CPN PMT SEMI-ANNUAL	66612ACG1 CASH	245,000	\$1.01966	\$249,816.70	\$6,002.50	\$245,000.00	

Fifth Third Securities, Inc.

Account carried with National Financial Services LLC, Member  
NYSE, SIPC

MN\_CEBKVHKMBBJZKSZ\_BBBB 20210430

Statement for the Period April 1, 2021 to April 30, 2021

MEDINA CITY SCHOOLS - Corporation  
Account Number: [REDACTED]



**HOLDINGS > FIXED INCOME** *continued*

Description	Symbol/Cusip Account Type	Quantity	Estimated Price on 04/30/21	Estimated Current Market Value	Estimated Annual Income	Original/Adjusted Cost Basis	Unrealized Gain (Loss)
<b>NORTHFIELD BK STATEN ISLAND NY CD</b> ON AUG 21, FEB 21 Next Interest Payable: 08/21/21 Estimated Yield 2.40% Accrued Interest \$1134.72 Average Unit Cost \$1.00 Client Investment \$245,000.00 Adjusted Cost Basis	66612ACG1	<i>continued</i>				\$245,000.00 D	\$4,816.70
<b>WELLS FARGO NATL BK WEST LAS V CD</b> 1.85000% 12/30/2022 FDIC INSURED CPN PMT MONTHLY Next Interest Payable: 05/30/21 Estimated Yield 1.79% Accrued Interest \$12.42 Average Unit Cost \$1.00 Client Investment \$245,000.00 Adjusted Cost Basis	949495AF2 CASH	245,000	\$1.02867	\$252,024.15	\$4,532.50	\$245,000.00 D	\$7,024.15
<b>EVERGREEN BK GROUP ILL CD 1.05000%</b> 04/17/2023 FDIC INSURED CPN PMT MONTHLY Next Interest Payable: 05/15/21 Estimated Yield 1.03% Accrued Interest \$105.86 Average Unit Cost \$1.00 Client Investment \$230,000.00 Adjusted Cost Basis	300185JK2 CASH	230,000	\$1.01769	\$234,068.70	\$2,415.00	\$230,000.00 D	\$4,068.70
<b>FIRST SOURCE BK SOUTH BEND IND CD</b> 1.35000% 08/03/2023 FDIC INSURED CPN PMT MONTHLY Next Interest Payable: 05/03/21 Estimated Yield 1.31% Accrued Interest \$224.73 Average Unit Cost \$1.00 Client Investment \$217,000.00 Adjusted Cost Basis	33646CMB7 CASH	217,000	\$1.02655	\$222,761.35	\$2,929.50	\$217,000.00 D	\$5,761.35
<b>NEW YORK COMMUNITY BANK CD 0.30000%</b> 12/11/2023 FDIC INSURED CPN PMT SEMI-ANNUAL	649447UH0 CASH	249,000	\$1.00255	\$249,634.95	\$747.00	\$249,000.00	

Fifth Third Securities, Inc.

Account carried with National Financial Services LLC, Member  
NYSE, SIPC

MN\_CEBKVHKMBBJZKSZ\_BBBBB 20210430

Statement for the Period April 1, 2021 to April 30, 2021

MEDINA CITY SCHOOLS - Corporation

Account Number: [REDACTED]



**HOLDINGS > FIXED INCOME** *continued*

Description	Symbol/Cusip Account Type	Quantity	Estimated Price on 04/30/21	Estimated Current Market Value	Estimated Annual Income	Original/Adjusted Cost Basis	Unrealized Gain (Loss)
<b>NEW YORK COMMUNITY BANK CD 0.30000%</b>							
649447UH0	<i>continued</i>						
ON JUN 11, DEC 11							
1ST CPN DTE 06/11/2021							
Next Interest Payable: 06/11/21							
Estimated Yield 0.29%							
Accrued Interest \$288.57							
Average Unit Cost \$1.00							
Client Investment \$249,000.00							
Adjusted Cost Basis						\$249,000.00 D	\$634.95
<b>MORGAN STANLEY BK N A CD 0.25000%</b>							
61765QQ28	249,000	\$1.00334	\$249,831.66	\$622.50	\$249,000.00		
01/08/2024 FDIC INSURED	CASH						
CPN PMT QUARTERLY							
ON OCT 08, JAN 08, APR 08, JUL 08							
Next Interest Payable: 07/08/21							
STEP COUPON							
RESET FREQUENCY TERM MODE							
NEXT RESET 07/08/2022 @ 0.35000							
Estimated Yield 0.24%							
Accrued Interest \$37.52							
Average Unit Cost \$1.00							
Client Investment \$249,000.00							
Adjusted Cost Basis						\$249,000.00 D	\$831.66
<b>CFBANK FAIRLAWN OH CD 2.80000%</b>							
15721UCY3	235,000	\$1.07381	\$252,345.35	\$6,580.00	\$235,000.00		
03/15/2024 FDIC INSURED	CASH						
CPN PMT MONTHLY							
Next Interest Payable: 05/15/21							
Estimated Yield 2.60%							
Accrued Interest \$288.44							
Average Unit Cost \$1.00							
Client Investment \$235,000.00							
Adjusted Cost Basis						\$235,000.00 D	\$17,345.35
<b>FIRST &amp; FMRS BK PORTLAND ND CD 2.40000%</b>							
31860PAL2	245,000	\$1.06606	\$261,184.70	\$5,880.00	\$245,000.00		
05/30/2024 FDIC INSURED	CASH						
CPN PMT MONTHLY							
Next Interest Payable: 05/30/21							
Estimated Yield 2.25%							
Accrued Interest \$16.11							
Average Unit Cost \$1.00							

Fifth Third Securities, Inc.

Account carried with National Financial Services LLC, Member  
NYSE, SIPC

MN\_CEBKVHKMBBJZKSZ\_BBBBB 20210430

Statement for the Period April 1, 2021 to April 30, 2021

MEDINA CITY SCHOOLS - Corporation  
Account Number: [REDACTED]



**HOLDINGS > FIXED INCOME** *continued*

Description	Symbol/Cusip Account Type	Quantity	Estimated Price on 04/30/21	Estimated Current Market Value	Estimated Annual Income	Original/Adjusted Cost Basis	Unrealized Gain (Loss)
<b>FIRST &amp; FMRS BK PORTLAND ND CD 2.40000%</b>	31860PAL2	<i>continued</i>					
Client Investment							
Adjusted Cost Basis						\$245,000.00 D	\$16,184.70
<b>STATE BK REESEVILLE WIS CD 2.25000%</b>	856487AX1	240,000	\$1.06243	\$254,983.20	\$5,400.00	\$240,000.00	
06/28/2024 FDIC INSURED	CASH						
CPN PMT MONTHLY							
Next Interest Payable: 05/28/21							
Estimated Yield 2.11%							
Accrued Interest \$44.38							
Average Unit Cost \$1.00							
Client Investment \$240,000.00							
Adjusted Cost Basis						\$240,000.00 D	\$14,983.20
<b>RAYMOND JAMES BK NATL ASSN CD 2.00000%</b>	75472RAE1	245,000	\$1.05622	\$258,773.90	\$4,900.00	\$245,000.00	
08/23/2024 FDIC INSURED	CASH						
CPN PMT SEMI-ANNUAL							
ON FEB 23, AUG 23							
Next Interest Payable: 08/23/21							
Estimated Yield 1.89%							
Accrued Interest \$899.45							
Average Unit Cost \$1.00							
Client Investment \$245,000.00							
Adjusted Cost Basis						\$245,000.00 D	\$13,773.90
<b>Total CDs</b>		<b>3,870,000</b>		<b>\$3,967,275.31</b>	<b>\$77,739.00</b>	<b>\$3,870,000.00</b>	<b>\$97,275.31</b>
<b>Municipal Bonds</b>							
<b>WAYNE CNTY OHIO GO LTD TAX BANS</b>	945880ET5	1,000,000	\$100.102	\$1,001,020.00		\$1,009,440.00	
01.50000% 06/03/2021	CASH						
LIMITED GEN OBLIG							
BANK QUALIFIED							
CPN PMT @ MATURITY							
ON JUN 03							
1ST CPN DTE 06/03/2021							
Accrued Interest \$13666.67							
Average Unit Cost \$100.08							
Client Investment \$1,009,440.00							
Adjusted Cost Basis						\$1,000,839.11 D	\$180.89
<b>WASHINGTON OHIO LOC SCH DIST LUCAS CNTY</b>	939483FL2	740,000	\$102.733	\$760,224.20	\$37,000.00	\$776,186.00	

Fifth Third Securities, Inc.

Account carried with National Financial Services LLC, Member  
NYSE, SIPC

MN\_CEBKVHKMBBJZKSZ\_BBBB 20210430

Statement for the Period April 1, 2021 to April 30, 2021

MEDINA CITY SCHOOLS - Corporation  
Account Number: [REDACTED]



**HOLDINGS > FIXED INCOME** *continued*

Description	Symbol/Cusip Account Type	Quantity	Estimated Price on 04/30/21	Estimated Current Market Value	Estimated Annual Income	Original/Adjusted Cost Basis	Unrealized Gain (Loss)
<b>WASHINGTON OHIO LOC SCH DIST LUCAS CNTY</b> 939483FL2 <i>continued</i>							
05.00000% 12/01/2021 FACS CONSTR IMPT GO	CASH						
UNLTD TAX BDS SER. 2020 A							
OH SCH DST CR ENH PG							
UNLIMITED GEN OBLIG							
MOODY'S Aa2							
CPN PMT SEMI-ANNUAL							
ON DEC 01, JUN 01							
Next Interest Payable: 06/01/21							
Accrued Interest	\$15416.67						
Average Unit Cost	\$101.73						
Client Investment	\$776,186.00						
Adjusted Cost Basis						\$752,782.18 D	\$7,442.02
<b>WASHINGTON OHIO LOC SCH DIST LUCAS CNTY</b> 939483FMO							
05.00000% 12/01/2022 FACS CONSTR IMPT GO	CASH	775,000	\$107.462	\$832,830.50	\$38,750.00	\$835,054.75	
UNLTD TAX BDS SER. 2020 A							
OH SCH DST CR ENH PG							
UNLIMITED GEN OBLIG							
MOODY'S Aa2							
CPN PMT SEMI-ANNUAL							
ON DEC 01, JUN 01							
Next Interest Payable: 06/01/21							
Accrued Interest	\$16145.83						
Average Unit Cost	\$104.65						
Client Investment	\$835,054.75						
Adjusted Cost Basis						\$811,012.34 D	\$21,818.16
<b>COLUMBUS OHIO ST CMNTY COLLEGE 00.56700%</b> 19954VAJ6							
12/01/2024 TAXABLE FACS CONSTR IMPT GO	CASH	250,000	\$100.212	\$250,530.00	\$1,417.50	\$250,000.00	
UNLTD TAX BDS SER. 2020 B							
UNLIMITED GEN OBLIG							
MOODY'S Aa1 /S&P AA							
CPN PMT SEMI-ANNUAL							
ON JUN 01, DEC 01							
1ST CPN DTE 06/01/2021							
Next Interest Payable: 06/01/21							
Accrued Interest	\$799.31						
Average Unit Cost	\$100.00						
Client Investment	\$250,000.00						

Fifth Third Securities, Inc.

Account carried with National Financial Services LLC, Member  
NYSE, SIPC

MN \_CEBKVHKMBBJZKSZ\_BBBBB 20210430



Statement for the Period April 1, 2021 to April 30, 2021

MEDINA CITY SCHOOLS - Corporation

Account Number: [REDACTED]



**HOLDINGS > FIXED INCOME** *continued*

Description	Symbol/Cusip Account Type	Quantity	Estimated Price on 04/30/21	Estimated Current Market Value	Estimated Annual Income	Original/Adjusted Cost Basis	Unrealized Gain (Loss)
<b>COLUMBUS OHIO ST CMNTY COLLEGE 00.56700%</b>	19954VAJ6	<i>continued</i>					
Adjusted Cost Basis						\$250,000.00 D	\$530.00
<b>Total Municipal Bonds</b>		<b>2,765,000</b>		<b>\$2,844,604.70</b>	<b>\$77,167.50</b>	<b>\$2,814,633.63</b>	<b>\$29,971.07</b>
<b>U.S. Treasury / Agency Securities</b>							
<b>FEDERAL FARM CR BKS BOND 0.42000%</b>	3133ELV68	750,000	\$100.001	\$750,007.50	\$3,150.00	\$750,000.00	
10/16/2023	CASH						
MOODY'S Aaa /S&P AA+							
CPN PMT SEMI-ANNUAL							
ON OCT 16, APR 16							
Next Interest Payable: 10/16/21							
CONTINUOUSLY CALLABLE FROM 10/16/2020							
CALLABLE ON 05/06/2021 @ 100.0000							
Accrued Interest \$131.25							
Average Unit Cost \$100.00							
Client Investment \$750,000.00							
Adjusted Cost Basis						\$750,000.00 D	\$7.50
<b>FEDERAL NATL MTG ASSN NOTE 0.42000%</b>	3135G06E8	275,000	\$99.447	\$273,479.25	\$1,155.00	\$274,835.00	
11/18/2024	CASH						
MOODY'S Aaa /S&P AA+							
CPN PMT SEMI-ANNUAL							
ON MAY 18, NOV 18							
1ST CPN DTE 05/18/2021							
Next Interest Payable: 05/18/21							
CALLABLE ON 11/18/2022 @ 100.0000							
Accrued Interest \$519.75							
Average Unit Cost \$99.94							
Client Investment \$274,835.00							
Adjusted Cost Basis						\$274,835.00 D	(\$1,355.75)
<b>FEDERAL FARM CR BKS BOND 0.61000%</b>	3133EL4W1	1,000,000	\$98.166	\$981,660.00	\$6,100.00	\$1,000,000.00	
08/25/2025	CASH						
MOODY'S Aaa /S&P AA+							
CPN PMT SEMI-ANNUAL							
ON FEB 25, AUG 25							
Next Interest Payable: 08/25/21							
CONTINUOUSLY CALLABLE FROM 02/25/2021							
CALLABLE ON 05/06/2021 @ 100.0000							
Accrued Interest \$1118.33							

Fifth Third Securities, Inc.

Account carried with National Financial Services LLC, Member  
NYSE, SIPC

MN \_CEBKVHKMBBJZKSZ\_BBBBB 20210430

Statement for the Period April 1, 2021 to April 30, 2021

MEDINA CITY SCHOOLS - Corporation  
Account Number: [REDACTED]



**HOLDINGS > FIXED INCOME** *continued*

Description	Symbol/Cusip Account Type	Quantity	Estimated Price on 04/30/21	Estimated Current Market Value	Estimated Annual Income	Original/Adjusted Cost Basis	Unrealized Gain (Loss)
<b>FEDERAL FARM CR BKS BOND 0.61000%</b>	3133EL4W1	<i>continued</i>					
Average Unit Cost	\$100.00						
Client Investment	\$1,000,000.00						
Adjusted Cost Basis						\$1,000,000.00 D	(\$18,340.00)
<b>FEDERAL HOME LOAN BA SER L7-2026</b>	3130ALVT8	1,000,000	\$99.84	\$998,400.00	\$5,000.00	\$1,000,000.00	
0.50000% 04/14/2026	CASH						
MOODY'S Aaa /S&P AA+							
CPN PMT SEMI-ANNUAL							
ON OCT 14, APR 14							
1ST CPN DTE 10/14/2021							
Next Interest Payable: 10/14/21							
CALLABLE ON 07/14/2021 @ 100.0000							
STEP COUPON							
RESET FREQUENCY TERM MODE							
NEXT RESET 04/14/2023							
Accrued Interest	\$222.22						
Average Unit Cost	\$100.00						
Client Investment	\$1,000,000.00						
Adjusted Cost Basis						\$1,000,000.00 D	(\$1,600.00)
<b>Total U.S. Treasury / Agency Securities</b>		<b>3,025,000</b>		<b>\$3,003,546.75</b>	<b>\$15,405.00</b>	<b>\$3,024,835.00</b>	<b>(\$21,288.25)</b>
<b>Total Fixed Income</b>		<b>9,660,000</b>		<b>\$9,815,426.76</b>	<b>\$170,311.50</b>	<b>\$9,709,468.63</b>	<b>\$105,958.13</b>
<b>Total Fixed Income Client Investment</b>	<b>\$9,765,515.75</b>						
<b>Total Securities</b>				<b>\$9,815,426.76</b>	<b>\$170,311.50</b>	<b>\$9,709,468.63</b>	<b>\$105,958.13</b>
<b>TOTAL PORTFOLIO VALUE</b>				<b>\$10,201,343.23</b>	<b>\$170,311.50</b>	<b>\$9,709,468.63</b>	<b>\$105,958.13</b>
<b>TOTAL CLIENT INVESTMENT</b>	<b>\$9,765,515.75</b>						

Fifth Third Securities, Inc.

MN\_CEBKVHKMBBJZKSZ\_BBBB 20210430

Account carried with National Financial Services LLC, Member  
NYSE, SIPC

Statement for the Period April 1, 2021 to April 30, 2021

MEDINA CITY SCHOOLS - Corporation

Account Number: [REDACTED]



## Activity

NFS-provided cost basis, realized gain (loss) and holding period information may not reflect all adjustments necessary for tax purposes. Please refer to Footnotes and Cost Basis Information at the end of this statement for more information.

### PURCHASES, SALES, AND REDEMPTIONS

Settlement Date	Account Type	Transaction	Description	Quantity	Amount	Total Cost Basis	Realized Gain (Loss)
<b>Securities Purchased</b>							
04/14/21	CASH	YOU BOUGHT	FEDERAL HOME LOAN BANKS BOND 0.50000% 04/14/2026 PROSPECTUS UNDER SEPARATE COVER SOLICITED ORDER @ 100	1,000,000	(\$1,000,000.00)	\$1,000,000.00	
<b>Total Securities Purchased</b>					<b>(\$1,000,000.00)</b>		
<b>Redemptions</b>							
04/19/21	CASH	REDEEMED	CAPITAL ONE BANK (USA) NAT CD 2.25000% 04/19/2021 REDEMPTION PAYOUT #REOR R0063805310000 LT Gain \$1,141.70 Adjusted Cost Basis	(245,000)	\$245,000.00	\$243,858.30	
<b>Total Redemptions</b>					<b>\$245,000.00</b>	\$243,858.30	D \$1,141.70

### ACTIVITY > CORE FUND ACTIVITY

For more information about the operation of your core account, please refer to your Customer Agreement.

Settlement Date	Account Type	Transaction	Description	Quantity	Amount
04/01/21	CASH	YOU BOUGHT	FEDERATED HERMES GOVT OBLIGATIONS IS @ 1	26.34	(\$26.34)
04/05/21	CASH	YOU BOUGHT	FEDERATED HERMES GOVT OBLIGATIONS IS @ 1	1,460.74	(\$1,460.74)
04/08/21	CASH	YOU BOUGHT	FEDERATED HERMES GOVT OBLIGATIONS IS @ 1	153.49	(\$153.49)

Fifth Third Securities, Inc.

Account carried with National Financial Services LLC, Member  
NYSE, SIPC

MN\_CEBKVHKMBBJZKSZ\_BBBB 20210430

Statement for the Period April 1, 2021 to April 30, 2021

MEDINA CITY SCHOOLS - Corporation  
Account Number: [REDACTED]



ACTIVITY > CORE FUND ACTIVITY *continued*

Settlement Date	Account Type	Transaction	Description	Quantity	Amount
04/12/21	CASH	YOU BOUGHT	FEDERATED HERMES GOVT OBLIGATIONS IS @ 1	530.61	(\$530.61)
04/14/21	CASH	YOU SOLD	FEDERATED HERMES GOVT OBLIGATIONS IS @ 1	(1,000,000)	\$1,000,000.00
04/15/21	CASH	YOU BOUGHT	FEDERATED HERMES GOVT OBLIGATIONS IS @ 1	763.96	(\$763.96)
04/16/21	CASH	YOU BOUGHT	FEDERATED HERMES GOVT OBLIGATIONS IS @ 1	2,084.8	(\$2,084.80)
04/19/21	CASH	YOU BOUGHT	FEDERATED HERMES GOVT OBLIGATIONS IS @ 1	248,279.31	(\$248,279.31)
04/21/21	CASH	YOU BOUGHT	FEDERATED HERMES GOVT OBLIGATIONS IS @ 1	520.21	(\$520.21)
04/26/21	CASH	YOU BOUGHT	FEDERATED HERMES GOVT OBLIGATIONS IS @ 1	593.03	(\$593.03)
04/28/21	CASH	YOU BOUGHT	FEDERATED HERMES GOVT OBLIGATIONS IS @ 1	458.63	(\$458.63)
04/30/21	CASH	YOU SOLD	FEDERATED HERMES GOVT OBLIGATIONS IS @ 1	(9,871.12)	\$9,871.12
<b>TOTAL CORE FUND ACTIVITY</b>					<b>\$755,000.00</b>

ACTIVITY > ADDITIONS AND WITHDRAWALS > OTHER ADDITIONS AND WITHDRAWALS

Date	Account Type	Transaction	Description	Quantity	Amount
<b>Other Additions and Withdrawals</b>					
04/30/21	CASH	WIRE TRANS TO BANK	WD63356391 THE HUNTINGTON NATIONAL BANK [REDACTED]		(\$10,755.47)

Fifth Third Securities, Inc.

MN \_CEBKVHKMBBJZKSZ\_BBBBB 20210430

Account carried with National Financial Services LLC, Member  
NYSE, SIPC

Statement for the Period April 1, 2021 to April 30, 2021

MEDINA CITY SCHOOLS - Corporation  
Account Number: [REDACTED]



ACTIVITY > ADDITIONS AND WITHDRAWALS > OTHER ADDITIONS AND WITHDRAWALS *continued*

Date	Account Type	Transaction	Description	Quantity	Amount
<b>Total Other Additions and Withdrawals</b>					<b>(\$10,755.47)</b>
<b>TOTAL ADDITIONS AND WITHDRAWALS</b>					<b>(\$10,755.47)</b>

ACTIVITY > INCOME > TAXABLE INCOME

Settlement Date	Account Type	Transaction	Description	Quantity	Amount
<b>Taxable Dividends</b>					
03/31/21	CASH	DIVIDEND RECEIVED	FEDERATED HERMES GOVT OBLIGATIONS IS DIVIDEND RECEIVED		\$26.34
<b>Total Taxable Dividends</b>					<b>\$26.34</b>
<b>Taxable Interest</b>					
04/03/21	CASH	INTEREST	FIRST SOURCE BK SOUTH BEND IND CD 1.35000% 08/03/2023		\$1,460.74
04/08/21	CASH	INTEREST	MORGAN STANLEY BK N A CD 0.25000% 01/08/2024		\$153.49
04/12/21	CASH	INTEREST	FIRSTTRUST SVGS BK PA CD 2.55000% 09/13/2021		\$530.61
04/15/21	CASH	INTEREST	CFBANK FAIRLAWN OH CD 2.80000% 03/15/2024		\$558.85
04/15/21	CASH	INTEREST	EVERGREEN BK GROUP ILL CD 1.05000% 04/17/2023		\$205.11
04/16/21	CASH	INTEREST	FEDERAL FARM CR BKS BOND 0.42000% 10/16/2023		\$1,575.00
04/16/21	CASH	INTEREST	MEDALLION BK UTAH CD 2.45000% 02/16/2022		\$509.80
04/19/21	CASH	INTEREST	CAPITAL ONE BANK (USA) NAT CD 2.25000% 04/19/2021		\$2,748.70
04/19/21	CASH	INTEREST	NORTHPOINTE BK GRAND RAPIDS MI CD 2.55000% 07/19/2021		\$530.61

Fifth Third Securities, Inc.

Account carried with National Financial Services LLC, Member  
NYSE, SIPC

MN\_CEBKVHKMBBJZKSZ\_BBBBB 20210430

Statement for the Period April 1, 2021 to April 30, 2021

MEDINA CITY SCHOOLS - Corporation

Account Number: [REDACTED]



**ACTIVITY > INCOME > TAXABLE INCOME** *continued*

Settlement Date	Account Type	Transaction	Description	Quantity	Amount
04/21/21	CASH	INTEREST	KS STATEBANK MANHATTAN KS CD 2.50000% 06/21/2021		\$520.21
04/24/21	CASH	INTEREST	CELTIC BK SALT LAKE CITY UTAH CD 2.85000% 08/24/2021		\$593.03
04/28/21	CASH	INTEREST	STATE BK REESEVILLE WIS CD 2.25000% 06/28/2024		\$458.63
04/30/21	CASH	INTEREST	FIRST & FMRS BK PORTLAND ND CD 2.40000% 05/30/2024		\$499.40
04/30/21	CASH	INTEREST	WELLS FARGO NATL BK WEST LAS V CD 1.85000% 12/30/2022		\$384.95
<b>Total Taxable Interest</b>					<b>\$10,729.13</b>
<b>Total Taxable Income</b>					<b>\$10,755.47</b>
<b>TOTAL INCOME</b>					<b>\$10,755.47</b>

## Footnotes and Cost Basis Information

Amortization, accretion and similar adjustments to cost basis have been provided for many fixed income securities (and some bond-like equities), however, they are not provided for certain types, such as short-term instruments, Unit Investment Trusts, foreign fixed income securities, or those that are subject to early prepayment of principal (pay downs). Where current year premium or acquisition premium amortization is provided, the prior years' cumulative amortization is reflected in the adjusted cost basis, but we cannot provide a breakdown or the total of such prior amortization amounts.

NFS is required to report certain cost basis and related information to the IRS on the Form 1099-B. Your official 1099-B forms for certain transactions will reflect which lots have been sold for tax purposes. To apply a specific identification cost basis method to 1099-B reporting, appropriate instructions must be on file with NFS or be received by NFS before the trade has settled. Absent such instructions, NFS determines cost basis at the time of sale based on its default methods of average cost for open-end mutual funds and first-in, first-out (FIFO) for all other (including ETFs) unless your broker dealer has elected to use another default method. NFS applies FIFO (or other disposal method, if applicable) based on its records, which may be different from yours. For transactions that are not subject to 1099-B cost basis reporting, you should refer to your trade confirmations and other applicable records to determine which lots were considered sold for tax purposes.

While NFS must meet IRS requirements with respect to certain information required to be reported to the IRS, NFS-provided cost basis, realized gain and loss, and holding period information may not reflect all adjustments necessary for your tax reporting purposes. NFS makes no warranties with respect to and specifically disclaims any liability arising out of a customer's use of, or any tax position taken in reliance upon, such information.

For investments in partnerships, NFS does not make any adjustments to cost basis information as the calculation of basis in such investments requires supplemental information from the partnership on its income and distributions during the period you held your investment. Partnerships usually provide this additional information on a Form K-1 issued by April 15th of the following year.

**Fifth Third Securities, Inc.**

MN \_CEBKVHKMBBJZKSZ\_BBBBB 20210430

Account carried with National Financial Services LLC, Member  
NYSE, SIPC



# Brokerage

## Account Statement

April 1, 2021 - April 30, 2021

Account Number: [REDACTED]

MEDINA CITY SCHOOLS  
739 WEYMOUTH RD  
MEDINA OH 44256-2037

### Portfolio at a Glance

	This Period
<b>BEGINNING ACCOUNT VALUE</b>	<b>\$12,950,844.84</b>
Withdrawals (Cash & Securities)	-520,082.56
Dividends, Interest and Other Income	16,611.59
<b>Net Change in Portfolio<sup>1</sup></b>	<b>-816.10</b>
<b>ENDING ACCOUNT VALUE</b>	<b>\$12,446,557.77</b>
Estimated Annual Income	\$134,304.75

<sup>1</sup> Net Change in Portfolio is the difference between the ending account value and beginning account value after activity.

### Asset Summary

Percent	Asset Type	Last Period	This Period
2%	Cash, Money Funds, and Bank Deposits	16,753.40	252,282.43
98%	Fixed Income	12,934,091.44	12,194,275.34
<b>100%</b>	<b>Account Total</b>	<b>\$12,950,844.84</b>	<b>\$12,446,557.77</b>

Please review your allocation periodically with your Account Executive.

### Client Service Information

**Your Account Executive:** ATT  
ANDREW CARDINALI

**Contact Information**  
**E-Mail Address:**  
customerservice@mbssecurities.com

**Client Service Information**  
**Service Hours:** Weekdays 09:00 a.m. - 05:00 p.m. (EST)  
**Client Service Telephone Number:** (800) 967-9045  
**Web Site:** WWW.MBSSECURITIES.COM



## Your Account Information

### INVESTMENT OBJECTIVE

Investment Objective: NONE SPECIFIED

Please discuss your investment objective with your Account Executive.

### TAX LOT DEFAULT DISPOSITION METHOD

Default Method for Mutual Funds: First In First Out

Default Method for Stocks in a Dividend Reinvestment Plan: First In First Out

Default Method for all Other Securities: First In First Out

### BOND AMORTIZATION ELECTIONS

Amortize premium on taxable bonds based on Constant Yield Method: Yes

Accrual market discount method for all other bond types: Constant Yield Method

Include market discount in income annually: No

### ELECTRONIC DELIVERY

Your electronic delivery selections for account communications are listed below:

#### Electronic Delivery

##### Enrollment Communication

- ☒ Statements and Reports
- ☒ Trade Confirmations
- ☒ Tax Documents
- ☒ Notifications
- ☒ Prospectus
- ☒ Proxy/Shareholder Communications

You have not enrolled any of the above documents for electronic delivery. Please log in to your account or contact your Account Executive to make any changes to your electronic delivery preferences.

## Income and Expense Summary

	Current Period		Year-to-Date	
	Taxable	Non Taxable	Taxable	Non Taxable
<b>Interest Income</b>				
Bond Interest	0.00	0.00	2,665.13	0.00
Other Interest	16,611.59	0.00	64,287.70	0.00
<b>Total Income</b>	<b>\$16,611.59</b>	<b>\$0.00</b>	<b>\$66,952.83</b>	<b>\$0.00</b>

## Portfolio Holdings

Description	Quantity	Opening Balance	Closing Balance	Accrued Income	30-Day Yield
<b>CASH, MONEY FUNDS AND BANK DEPOSITS 2.00% of Portfolio</b>					
Cash Balance		16,753.40	252,282.43		
<b>TOTAL CASH, MONEY FUNDS AND BANK DEPOSITS</b>		<b>\$16,753.40</b>	<b>\$252,282.43</b>	<b>\$0.00</b>	



**MBS MULTI-BANK SECURITIES, INC.\***

1000 Town Center, Suite 2500  
 Southfield, MI 48075  
 (800) 967-9045

Member of FINRA & SIPC; MSRB Registered.

April 1, 2021 - April 30, 2021  
 MEDINA CITY SCHOOLS

**Portfolio Holdings (continued)**

Description	Quantity	Market Price	Market Value	Accrued Interest	Estimated Annual Income	Estimated Yield
<b>FIXED INCOME 98.00% of Portfolio (In Maturity Date Sequence)</b>						
<b>Certificates of Deposit</b>						
<sup>1</sup> FEDERAL SVGS BK CHICAGO IL CTF DEP 2.500% 05/28/21 DTD 05/30/19 ACT/365 1ST CPN DTE 06/30/19 Security Identifier: 313812DA4	248,000.000	100.1930	248,478.64	0.00	6,200.00	2.49%
CTBC BK CORP USA LOS ANGELES CALIF CTF DEP 3.000% 06/15/21 DTD 06/15/18 ACT/365 Security Identifier: 12651HAB5	246,000.000	100.3810	246,937.26	2,749.81	7,380.00	2.98%
HERITAGE BK HOPKINSVILLE KY CTF DEP 3.000% 06/21/21 DTD 06/19/18 ACT/365 Security Identifier: 42724JEG6	248,000.000	100.4220	249,046.56	224.22	7,440.00	2.98%
CHIPPEWA VY BK WINTER WIS CTF DEP 3.000% 07/06/21 DTD 07/06/18 ACT/365 1ST CPN DTE 08/06/18 Security Identifier: 169894AP7	248,000.000	100.5460	249,354.08	489.21	7,440.00	2.98%
BMW BK NORTH AMER SALT LAKE CITY UTAH CTF DEP 3.000% 07/13/21 DTD 07/13/18 ACT/365 Security Identifier: 05580ANK6	246,000.000	100.6130	247,507.98	2,163.45	7,380.00	2.98%
MORGAN STANLEY PRIVATE BK NATL ASSN PUR N Y CTF DEP 2.100% 08/09/21 DTD 08/08/19 ACT/365 Security Identifier: 61760AS83	248,000.000	100.5830	249,445.84	1,155.75	5,208.00	2.08%
MAIN STR BK CORP WHEELING WV CTF DEP 2.950% 02/01/22 DTD 02/01/19 ACT/365 1ST CPN DTE 05/01/19 Security Identifier: 56034WAS0	248,000.000	102.1990	253,453.52	1,763.86	7,316.00	2.88%
UBS BK USA SALT LAKE CITY UT CTF DEP 1.000% 03/11/22 B/E DTD 03/11/20 ACT/365 1ST CPN DTE 04/11/20 Security Identifier: 90348JSW1	248,000.000	100.8180	250,028.64	129.10	2,480.00	0.99%
PINNACLE BK NASHVILLE TENN CTF DEP ACT/365 1.000% 05/06/22 B/E DTD 05/06/20 ACT/365 Security Identifier: 72345SKR1	248,000.000	100.9300	250,306.40	1,189.04	2,480.00	0.99%
DELTA NATL BK & TR CO NEW YORK NY CTF DEP 1.100% 08/03/22 B/E DTD 03/30/20 ACT/365 Security Identifier: 24773RBM6	91,000.000	101.2700	92,155.70	82.27	1,001.00	1.08%
CAPITAL ONE NATL ASSN MCLEAN VA CTF DEP 2.050% 08/15/22 DTD 08/14/19 ACT/365 Security Identifier: 14042RMX6	248,000.000	102.5230	254,257.04	1,044.66	5,084.00	1.99%



## Portfolio Holdings (continued)

Description	Quantity	Market Price	Market Value	Accrued Interest	Estimated Annual Income	Estimated Yield
<b>FIXED INCOME (continued)</b>						
<b>Certificates of Deposit (continued)</b>						
LAKELAND BK NFLD N J CTF DEP 1.100% 09/30/22 B/E DTD 03/30/20 ACT/365 1ST CPN DTE 09/30/20 Security Identifier: 511640AX2	248,000.000	101.4070	251,489.36	224.22	2,728.00	1.08%
SYNOVUS BK COLUMBUS GA CTF DEP 1.400% 10/17/22 B/E DTD 04/17/20 ACT/365 1ST CPN DTE 10/17/20 Security Identifier: 87164DRV4	248,000.000	101.8900	252,687.20	123.66	3,472.00	1.37%
SALLIE MAE BK SALT LAKE CITY UT CTF DEP 2.650% 01/31/23 DTD 01/31/18 ACT/365 1ST CPN DTE 07/31/18 Security Identifier: 795450J71	246,000.000	104.4100	256,848.60	1,589.56	6,519.00	2.53%
EAGLEBANK BETHESDA MD CTF DEP 1.650% 03/06/23 DTD 03/06/20 ACT/365 1ST CPN DTE 04/06/20 Security Identifier: 27002YEV4	248,000.000	102.7900	254,919.20	269.06	4,092.00	1.60%
LIVE OAK BKG CO WILMINGTON N C CTF DEP 1.550% 03/06/23 DTD 03/06/20 ACT/365 Security Identifier: 538036JZ8	100,000.000	102.6050	102,605.00	123.15	1,550.00	1.51%
BANKUNITED NATL ASSN MIAMI LAKES FL CTF DEP 0.250% 03/20/23 B/E DTD 03/19/21 ACT/365 Security Identifier: 066519QQ5	248,000.000	100.0320	248,079.36	18.68	620.00	0.24%
MAINSTREET BK FAIRFAX VA CTF DEP ACT/365 0.200% 03/29/23 B/E DTD 03/29/21 ACT/365 Security Identifier: 56065GAL2	248,000.000	100.1070	248,265.36	1.36	496.00	0.19%
AMERICAN EXPRESS NATL BK BROKERED INTL CTF DEP PROGRAM INSTL CTF DEP 1.450% 03/31/23 B/E DTD 03/31/20 Security Identifier: 02589AB50	248,000.000	102.5090	254,222.32	295.56	3,596.00	1.41%
BANK LEUMI USA NEW YORK N Y CTF DEP 1.450% 03/31/23 B/E DTD 03/31/20 ACT/365 1ST CPN DTE 09/30/20 Security Identifier: 063248KR8	248,000.000	102.5090	254,222.32	295.56	3,596.00	1.41%
NORTHSTAR BK BAD AXE MICH CTF DEP 1.150% 03/31/23 B/E DTD 03/31/20 ACT/365 1ST CPN DTE 04/30/20 Security Identifier: 66704MEQQ	248,000.000	101.9270	252,778.96	0.00	2,852.00	1.12%
M Y SAFRA BK FSB NEW YORK N Y CTF DEP 0.250% 05/26/23 B/E DTD 11/27/20 ACT/365 CALLABLE 05/27/21 Security Identifier: 55406JBL5	248,000.000	100.0160	248,039.68	261.59	620.00	0.24%
BMO HARRIS BK NATL ASSN CHICAGO ILL CTF DEP 0.600% 06/26/23 B/E DTD 06/26/20 ACT/365 Security Identifier: 05600XAA8	246,000.000	100.0860	246,211.56	141.53	1,476.00	0.59%
INVESTORS CMNTY BK MANITOWOC WIS CTF DEP 0.400% 06/26/23 B/E DTD 06/24/20 ACT/365 Security Identifier: 46147UUC2	246,000.000	100.0240	246,059.04	16.18	984.00	0.39%



**MBS MULTI-BANK SECURITIES, INC.\***

1000 Town Center, Suite 2300  
Southfield, MI 48075  
(800) 967-9045

Member of FINRA & SIPC; MSRB Registered.

April 1, 2021 - April 30, 2021  
MEDINA CITY SCHOOLS

**Portfolio Holdings (continued)**

Description	Quantity	Market Price	Market Value	Accrued Interest	Estimated Annual Income	Estimated Yield
<b>FIXED INCOME (continued)</b>						
<b>Certificates of Deposit (continued)</b>						
LIVE OAK BKG CO WILMINGTON N C CTF DEP 1.600% 09/06/23 DTD 03/06/20 ACT/365 Security Identifier: 538036KB9	147,000.000	103.3300	151,895.10	186.87	2,352.00	1.54%
BANK HAPOALIM B M NEW YORK BRH CTF DEP 0.300% 09/14/23 B/E DTD 09/14/20 ACT/365 1ST CPN DTE 03/14/21 Security Identifier: 06251A2E9	246,000.000	100.2800	246,688.80	95.03	738.00	0.29%
BANKWEST INC PIERRE S D CTF DEP 1.250% 10/24/23 B/E DTD 04/24/20 ACT/365 1ST CPN DTE 05/15/20 Security Identifier: 06652CHH7	248,000.000	102.6230	254,505.04	127.40	3,100.00	1.21%
NEW YORK CMNTY BK WESTBURY NEW YORK CTF DEP 0.300% 11/09/23 B/E DTD 11/09/20 ACT/365 Security Identifier: 649447UE7	248,000.000	100.2650	248,657.20	350.60	744.00	0.29%
DELTA NATL BK & TR CO NEW YORK NY CTF DEP 1.200% 03/04/24 B/E DTD 03/31/20 ACT/365 Security Identifier: 24773RBN4	141,000.000	102.7860	144,928.26	139.07	1,692.00	1.16%
PREFERRED BK LOS ANGELES CALIF CTF DEP 1.100% 03/27/24 DTD 03/27/20 ACT/365 Security Identifier: 740367KG1	227,000.000	102.5300	232,743.10	20.52	2,497.00	1.07%
SECURITY ST BK FARWELL TEX CTF DEP 0.400% 03/28/24 B/E DTD 03/31/21 ACT/365 CALLABLE 09/30/21 Security Identifier: 81500JBG7	248,000.000	100.1530	248,379.44	0.00	992.00	0.39%
PACIFIC WESTN BK BEVERLY HILLS CALIF CTF DEP 1.300% 04/16/24 B/E DTD 04/16/20 ACT/365 Security Identifier: 69506YRH4	248,000.000	103.1590	255,834.32	123.66	3,224.00	1.26%
CENTERSTATE BK FLA NA WINTERHAVEN FL CTF DEP 1.050% 04/30/24 B/E DTD 04/30/20 ACT/365 Security Identifier: 15201QDH7	248,000.000	102.4420	254,056.16	0.00	2,604.00	1.02%
TEXAS EXCHANGE BK SSB CROWLEY CTF DEP 0.850% 05/20/24 B/E DTD 05/20/20 ACT/365 CALLABLE 05/20/21 Security Identifier: 88241THFO	248,000.000	100.0460	248,114.08	57.75	2,108.00	0.84%
LINCOLN SVGS BK REINBECK IOWA CTF DEP CT/365 0.600% 06/24/24 B/E DTD 06/24/20 ACT/365 Security Identifier: 534732AV4	248,000.000	100.0380	248,094.24	24.46	1,488.00	0.59%





**Portfolio Holdings (continued)**

Description	Quantity	Market Price	Market Value	Accrued Interest	Estimated Annual Income	Estimated Yield
<b>FIXED INCOME (continued)</b>						
<b>Certificates of Deposit (continued)</b>						
FIRST KEYSTONE CMNTY BK BERWICK PA CTF DEP 0.600% 06/28/24 B/E DTD 06/30/20 ACT/365 Security Identifier: 32065RAK1	248,000.000	100.0480	248,119.04	0.00	1,488.00	0.59%
FLAGSTAR BK FSB TROY MICH CTF DEP 0.500% 07/17/24 B/E DTD 07/17/20 ACT/365 1ST CPN DTE 01/17/21 Security Identifier: 33847E3V7	248,000.000	100.7140	249,770.72	349.92	1,240.00	0.49%
MAGNOLIA BK INC KY CTF DEP 0.400% 10/30/24 B/E DTD 10/30/20 ACT/365 CALLABLE 04/30/21 Security Identifier: 559582AK7	247,000.000	100.0320	247,079.04	0.00	988.00	0.39%
COMMERCIAL BK WEST LIBERTY KY CTF DEP 1.100% 03/17/25 DTD 03/17/20 ACT/365 CALLABLE 05/17/21 Security Identifier: 201525AC6	248,000.000	100.0510	248,126.48	97.16	2,728.00	1.09%
FIRST OKLA BK JENKS CTF DEP 0.950% 05/15/25 B/E DTD 05/15/20 ACT/365 CALLABLE 05/15/21 Security Identifier: 335857BX5	245,000.000	100.0390	245,095.55	95.65	2,327.50	0.94%
STATE BK INDIA CHICAGO ILL CTF DEP 0.950% 07/10/25 B/E DTD 07/10/20 ACT/365 1ST CPN DTE 01/10/21 Security Identifier: 856283P26	246,000.000	101.7170	250,223.82	704.30	2,337.00	0.93%
BANK BARODA NEW YORK BRH CTF DEP 0.650% 07/22/25 B/E DTD 07/22/20 ACT/365 1ST CPN DTE 01/22/21 Security Identifier: 06063HMT7	246,000.000	100.4040	246,993.84	429.32	1,599.00	0.64%
JPMORGAN CHASE BK NA COLUMBUS OHIO CTF DEP 0.300% 10/16/25 B/E DTD 10/16/20 ACT/365 Security Identifier: 48128UNJ4	248,000.000	99.8890	247,724.72	28.54	744.00	0.30%
TIAA FSB JACKSONVILLE FLA CTF DEP 0.500% 02/12/26 B/E DTD 02/12/21 ACT/365 Security Identifier: 87270LDL4	246,000.000	98.3360	241,906.56	259.48	1,230.00	0.50%
<b>Total Certificates of Deposit</b>	10,356,000.000		\$10,466,335.13	\$17,441.21	\$128,230.50	
<b>U.S. Government Bonds</b>						
FEDERAL AGRIC MTG CORP MEDIUM TERM NTS FED 0.260% 09/29/23 B/E DTD 09/29/20 CALLABLE 06/29/21 Security Identifier: 31422BW97	740,000.000	99.9460	739,600.40	165.68	1,924.00	0.26%
FEDERAL HOME LN MTG CORP MEDIUM TERM NTS FED 0.300% 12/29/23 B/E DTD 09/29/20 CALLABLE 12/29/21 Moody Rating Aaa Security Identifier: 3134GWY2	248,000.000	99.9020	247,756.96	250.07	744.00	0.30%
FEDERAL HOME LN MTG CORP MEDIUM TERM NTS FED 0.375% 03/25/24 B/E DTD 09/25/20 CALLABLE 06/25/21 Moody Rating Aaa Security Identifier: 3134GWU79	495,000.000	99.9150	494,579.25	180.47	1,856.25	0.37%

April 1, 2021 - April 30, 2021  
MEDINA CITY SCHOOLS

### Portfolio Holdings (continued)

Description	Quantity	Market Price	Market Value	Accrued Interest	Estimated Annual Income	Estimated Yield
<b>FIXED INCOME (continued)</b>						
<b>U.S. Government Bonds (continued)</b>						
FEDERAL HOME LN MTG CORP MEDIUM TERM NTS FED 0.625% 09/15/25 B/E DTD 09/15/20 CALLABLE 09/15/21 Moody Rating Aaa Security Identifier: 3134GWB70	248,000.000	99.1950	246,003.60	193.75	1,550.00	0.63%
<b>Total U.S. Government Bonds</b>	1,731,000.000		\$1,727,940.21	\$789.97	\$6,074.25	
<b>TOTAL FIXED INCOME</b>	12,087,000.000		\$12,194,275.34	\$18,231.18	\$134,304.75	
<b>Total Portfolio Holdings</b>						
			Market Value	Accrued Interest	Estimated Annual Income	
			\$12,446,557.77	\$18,231.18	\$134,304.75	

<sup>1</sup> This bond is maturing.

### Portfolio Holdings Disclosures

#### Pricing

This section includes the net market value of the securities in your account on a settlement date basis, including short positions, at the close of the statement period. The market prices, unless otherwise noted, have been obtained from independent vendor services, which we believe to be reliable. Market prices do not constitute a bid or an offer, and may differ from the actual sale price. Securities for which a price is not available are marked "N/A" and are omitted from the Total. THE AS OF PRICE DATE ONLY APPEARS WHEN THE PRICE DATE DOES NOT EQUAL THE STATEMENT DATE.

#### Estimated Annual Figures

The estimated annual income (EAI) and estimated annual yield (EAY) figures are estimates and for informational purposes only. These figures are not considered to be a forecast or guarantee of future results. These figures are computed using information from providers believed to be reliable; however, no assurance can be made as to the accuracy. Since interest and dividend rates are subject to change at any time, and may be affected by current and future economic, political, and business conditions, they should not be relied on for making investment, trading, or tax decisions. These figures assume that the position quantities, interest and dividend rates, and prices remain constant. A capital gain or return of principal may be included in the figures for certain securities, thereby overstating them. Refer to [www.pershing.com/disclosures](http://www.pershing.com/disclosures) for specific details as to formulas used to calculate the figures. Accrued interest represents interest earned but not yet received.

#### Reinvestment

The dollar amount of Mutual Fund distributions, Money Market Fund dividend income, Bank Deposit interest income, or dividends for other securities shown on your statement may have been reinvested. You will not receive confirmation of these reinvestments. Upon written request to your financial institution, information pertaining to these transactions, including the time of execution and the name of the person from whom your security was purchased, may be obtained. In dividend reinvestment transactions, Pershing acts as your agent and receives payment for order flow.

## Portfolio Holdings Disclosures (continued)

### Option Disclosure

Information with respect to commissions and other charges incurred in connection with the execution of option transactions has been included in confirmations previously furnished to you. A summary of this information is available to you promptly upon your written request directed to your introducing firm. In order to assist your introducing firm in maintaining current background and financial information concerning your option accounts, please promptly advise them in writing of any material change in your investment objectives or financial situation. Expiring options which are valuable are exercised automatically pursuant to the exercise by exception procedure of the Options Clearing Corporation. Additional information regarding this procedure is available upon written request to your introducing firm.

### Certificates of Deposit

Certificates of Deposit acquired through the Certificate of Deposit Account Registry Service ("CDARS") and held in your brokerage account are subject to Securities Investor Protection Corporation (SIPC) coverage. Please see additional information about SIPC under Important Information and Disclosures on this statement.

Please be advised that the secondary market for CDs is generally illiquid; the actual value of CDs may be different from their purchase price; and a significant loss of principal could result if your CDs are sold prior to maturity. In the event that the CDs listed above do not indicate a market valuation, an accurate market value could not be determined. In the event that a price is listed above for your CDs, Pershing has obtained a price from sources deemed to be reliable or has priced your CDs using a matrix formula. Prices are estimates and the actual value you may obtain for your CD may be different if you elect to sell your CD in the secondary market.

### Foreign Currency Transactions

Pershing will execute foreign currency transactions as principal for your account. Pershing may automatically convert foreign currency to or from U.S. dollars for dividends and similar corporate action transactions unless you instruct your financial organization otherwise. Pershing's currency conversion rate will not exceed the highest interbank conversion rate identified from customary banking sources on the conversion date or the prior business day, increased by up to 1%, unless a particular rate is required by applicable law. Your financial organization may also increase the currency conversion rate. This conversion rate may differ from rates in effect on the date you executed a transaction, incurred a charge, or received a credit. Transactions converted by agents (such as depositories) will be billed at the rates such agents use.

### Proxy Vote

Securities not fully paid for in your margin account may be lent by Pershing to itself or others in accordance with the terms outlined in the Margin Agreement. The right to vote your shares held on margin may be reduced by the amount of shares on loan. The Proxy Voting Instruction Form sent to you may reflect a smaller number of shares entitled to vote than the number of shares in your margin account.

## Activity Summary *(All amounts shown are in base currency)*

	Credits This Period	Debits This Period	Net This Period	Credits Year-to-Date	Debits Year-to-Date	Net Year-to-Date
<b>Securities</b>						
Securities Bought	0.00	0.00	0.00	0.00	-990,000.00	-990,000.00
<b>Total Securities</b>	<b>\$0.00</b>	<b>\$0.00</b>	<b>\$0.00</b>	<b>\$0.00</b>	<b>-\$990,000.00</b>	<b>-\$990,000.00</b>
<b>Dividends and Interest</b>	<b>\$16,611.59</b>	<b>\$0.00</b>	<b>\$16,611.59</b>	<b>\$66,952.83</b>	<b>\$0.00</b>	<b>\$66,952.83</b>
<b>Distributions</b>	<b>\$739,000.00</b>	<b>\$0.00</b>	<b>\$739,000.00</b>	<b>\$2,220,000.00</b>	<b>\$0.00</b>	<b>\$2,220,000.00</b>
<b>Cash</b>						
Withdrawals	0.00	-520,082.56	-520,082.56	0.00	-2,039,629.26	-2,039,629.26
Deposits	0.00	0.00	0.00	990,000.00	0.00	990,000.00
<b>Total Cash</b>	<b>\$0.00</b>	<b>-\$520,082.56</b>	<b>-\$520,082.56</b>	<b>\$990,000.00</b>	<b>-\$2,039,629.26</b>	<b>-\$1,049,629.26</b>
<b>Totals</b>	<b>\$755,611.59</b>	<b>-\$520,082.56</b>	<b>\$235,529.03</b>	<b>\$3,276,952.83</b>	<b>-\$3,029,629.26</b>	<b>\$247,323.57</b>



April 1, 2021 - April 30, 2021  
MEDINA CITY SCHOOLS

## Transactions by Type of Activity

Process/ Settlement Date	Activity Type	Description	Quantity	Price	Accrued Interest	Amount	Currency
<b>Dividends and Interest</b>							
04/01/21	BOND INTEREST RECEIVED 538036JZ8	100000 LIVE OAK BKG CO WILMINGTON N C CTF DEP 1.550% 03/06/23 DTD 03/06/20 RD 03/17 PD 04/01/21				131.64	USD
04/01/21	BOND INTEREST RECEIVED 538036KB9	147000 LIVE OAK BKG CO WILMINGTON N C CTF DEP 1.600% 09/06/23 DTD 03/06/20 RD 03/17 PD 04/01/21				199.76	USD
04/06/21	BOND INTEREST RECEIVED 169894AP7	248000 CHIPPEWA VY BK WINTER WIS CTF DEP 3.000% 07/06/21 DTD 07/06/18 RD 03/22 PD 04/06/21				631.89	USD
04/06/21	BOND INTEREST RECEIVED 27002YEV4	248000 EAGLEBANK BETHESDA MD CTF DEP 1.650% 03/06/23 DTD 03/06/20 RD 03/22 PD 04/06/21				347.54	USD
04/09/21	BOND INTEREST RECEIVED 32114VBZ9	247000 FIRST NATL BK OF MICH KALAMAZOO CTF DEP 1.250% 04/10/23 B/E DTD 04/09/20 RD 03/25 PD 04/09/21				262.23	USD
04/12/21	BOND INTEREST RECEIVED 90348JSW1	248000 UBS BK USA SALT LAKE CITY UT CTF DEP 1.000% 03/11/22 B/E DTD 03/11/20 RD 03/27 PD 04/11/21				210.63	USD
04/13/21	BOND INTEREST RECEIVED 87165FUN2	246000 SYNCHRONY BK RETAIL CTF DEP FIDELITY INSTL CTF DEP 2.700% 04/13/21 B/E DTD 04/13/18 RD 04/12 PD 04/13/21				3,311.90	USD
04/15/21	BOND INTEREST RECEIVED 06652CHH7	248000 BANKWEST INC PIERRE S D CTF DEP 1.250% 10/24/23 B/E DTD 04/24/20 RD 03/31 PD 04/15/21				263.29	USD
04/15/21	BOND INTEREST RECEIVED 335857BX5	245000 FIRST OKLA BK JENKS CTF DEP 0.950% 05/15/25 B/E DTD 05/15/20 CLB RD 03/31 PD 04/15/21				197.68	USD
04/16/21	BOND INTEREST RECEIVED 48128UNJ4	248000 JPMORGAN CHASE BK NA COLUMBUS OHIO CTF DEP 0.300% 10/16/25 B/E DTD 10/16/20 CLB RD 04/15 PD 04/16/21				370.98	USD
04/16/21	BOND INTEREST RECEIVED 69506YRH4	248000 PACIFIC WESTN BK BEVERLY HILLS CALIF CTF DEP 1.300% 04/16/24 B/E DTD 04/16/20 RD 04/01 PD 04/16/21				1,607.58	USD
04/19/21	BOND INTEREST RECEIVED 066519QQ5	248000 BANKUNITED NATL ASSN MIAMI LAKES FL CTF DEP 0.250% 03/20/23 B/E DTD 03/19/21 CLB RD 04/04 PD 04/19/21				52.66	USD
04/19/21	BOND INTEREST RECEIVED 201525AC6	248000 COMMERCIAL BK WEST LIBERTY KY CTF DEP 1.100% 03/17/25 DTD 03/17/20 CLB RD 04/02 PD 04/17/21				231.69	USD
04/19/21	BOND INTEREST RECEIVED 42724JEG6	248000 HERITAGE BK HOPKINSVILLE KY CTF DEP 3.000% 06/21/21 DTD 06/19/18 RD 04/04 PD 04/19/21				631.89	USD

## Transactions by Type of Activity (continued)

Process/ Settlement Date	Activity Type	Description	Quantity	Price	Accrued Interest	Amount	Currency
<b>Dividends and Interest (continued)</b>							
04/19/21	BOND INTEREST RECEIVED 87164DRV4	248000 SYNOVUS BK COLUMBUS GA CTF DEP 1.400% 10/17/22 B/E DTD 04/17/20 RD 04/02 PD 04/17/21				1,731.24	USD
04/20/21	BOND INTEREST RECEIVED 88241THFO	248000 TEXAS EXCHANGE BK SSB CROWLEY CTF DEP 0.850% 05/20/24 B/E DTD 05/20/20 CLB RD 04/05 PD 04/20/21				179.04	USD
04/26/21	BOND INTEREST RECEIVED 46147UUC2	246000 INVESTORS CMNTY BK MANITOWOC WIS CTF DEP 0.400% 06/26/23 B/E DTD 06/24/20 CLB RD 04/09 PD 04/24/21				83.57	USD
04/26/21	BOND INTEREST RECEIVED 534732AV4	248000 LINCOLN SVGS BK REINBECK IOWA CTF DEP CT/365 0.600% 06/24/24 B/E DTD 06/24/20 CLB RD 04/09 PD 04/24/21				126.38	USD
04/27/21	BOND INTEREST RECEIVED 740367KG1	227000 PREFERRED BK LOS ANGELES CALIF CTF DEP 1.100% 03/27/24 DTD 03/27/20 RD 04/12 PD 04/27/21				212.07	USD
04/29/21	BOND INTEREST RECEIVED 56065GAL2	248000 MAINSTREET BK FAIRFAX VA CTF DEP ACT/365 0.200% 03/29/23 B/E DTD 03/29/21 RD 04/14 PD 04/29/21				42.13	USD
04/30/21	BOND INTEREST RECEIVED 15201QDH7	248000 CENTERSTATE BK FLA NA WINTERHAVEN FL CTF DEP 1.050% 04/30/24 B/E DTD 04/30/20 RD 04/29 PD 04/30/21				1,298.43	USD
04/30/21	BOND INTEREST RECEIVED 313812DA4	248000 FEDERAL SVGS BK CHICAGO IL CTF DEP 2.500% 05/28/21 DTD 05/30/19 RD 04/15 PD 04/30/21				526.58	USD
04/30/21	BOND INTEREST RECEIVED 32065RAK1	248000 FIRST KEYSTONE CMNTY BK BERWICK PA CTF DEP 0.600% 06/28/24 B/E DTD 06/30/20 CLB RD 04/15 PD 04/30/21				126.38	USD
04/30/21	BOND INTEREST RECEIVED 559582AK7	247000 MAGNOLIA BK INC KY CTF DEP 0.400% 10/30/24 B/E DTD 10/30/20 CLB RD 04/15 PD 04/30/21				83.91	USD
04/30/21	BOND INTEREST RECEIVED 66704MEQ0	248000 NORTHSTAR BK BAD AXE MICH CTF DEP 1.150% 03/31/23 B/E DTD 03/31/20 RD 04/15 PD 04/30/21				234.41	USD
04/30/21	BOND INTEREST RECEIVED 81500JBG7	248000 SECURITY ST BK FARWELL TEX CTF DEP 0.400% 03/28/24 B/E DTD 03/31/21 CLB RD 04/15 PD 04/30/21				81.53	USD
04/30/21	BOND INTEREST RECEIVED 89214PBL2	246000 TOWNEBANK PORTSMOUTH VA CTF DEP 2.800% 04/30/21 B/E DTD 04/30/18 RD 04/15 PD 04/30/21				3,434.56	USD
<b>Total Dividends and Interest</b>					<b>\$0.00</b>	<b>\$16,611.59</b>	<b>USD</b>



**MBS MULTI-BANK SECURITIES, INC.\***

1000 Town Center, Suite 2500  
Southfield, MI 48075  
(800) 967-9045

Member of FINRA & SIPC; MSRB Registered.

April 1, 2021 - April 30, 2021  
MEDINA CITY SCHOOLS

### Transactions by Type of Activity (continued)

Process/ Settlement Date	Activity Type	Description	Quantity	Price	Accrued Interest	Amount	Currency
<b>Distributions</b>							
04/09/21	SECURITY REDEEMED 32114VBZ9	FIRST NATL BK OF MICH KALAMAZOO CTF DEP 1.250% 04/10/23 B/E DTD 04/09/20	-247,000.000			247,000.00	USD
04/13/21	SECURITY REDEEMED 87165FUN2	SYNCHRONY BK RETAIL CTF DEP FIDELITY INSTL CTF DEP 2.700% 04/13/21 B/E DTD 04/13/18 ACCOUNT REDEMPTION	-246,000.000			246,000.00	USD
04/30/21	SECURITY REDEEMED 89214PBL2	TOWNEBANK PORTSMOUTH VA CTF DEP 2.800% 04/30/21 B/E DTD 04/30/18 ACCOUNT REDEMPTION	-246,000.000			246,000.00	USD
<b>Total Distributions</b>					<b>\$0.00</b>	<b>\$739,000.00</b>	<b>USD</b>
<b>Cash Withdrawals and Deposits</b>							
04/05/21	ELECTRONIC TRANSACTION USD999997	SEND TO BANK FOR ACH ACH HUNTINGTON NATIONAL BANK				-16,899.96	USD
04/12/21	ELECTRONIC TRANSACTION USD999997	SEND TO BANK FOR ACH ACH HUNTINGTON NATIONAL BANK				-247,000.00	USD
04/13/21	ELECTRONIC TRANSACTION USD999997	SEND TO BANK FOR ACH ACH HUNTINGTON NATIONAL BANK				-1,783.69	USD
04/16/21	ELECTRONIC TRANSACTION USD999997	SEND TO BANK FOR ACH ACH HUNTINGTON NATIONAL BANK				-246,000.00	USD
04/23/21	ELECTRONIC TRANSACTION USD999997	SEND TO BANK FOR ACH ACH HUNTINGTON NATIONAL BANK				-8,398.91	USD
<b>Total Cash Withdrawals and Deposits</b>					<b>\$0.00</b>	<b>-\$520,082.56</b>	<b>USD</b>
<b>Total Value of Transactions</b>					<b>\$0.00</b>	<b>\$235,529.03</b>	<b>USD</b>

The price and quantity displayed may have been rounded.

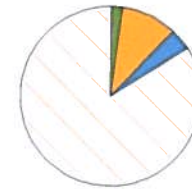


## Fixed Income Analysis

### Bond Quality

Bond Quality	Market Value	% of Bond Market Value	Percent of Fixed Income
AAA	988,339.81	8%	
Not Rated	11,205,935.53	92%	
<b>Total</b>	<b>12,194,275.34</b>	<b>100%</b>	

### Bond Maturity Schedule



Bond Maturity	Market Value	% of Bond Market Value
Within 1 month	248,478.64	2%
1 to 6 months	1,242,291.72	10%
7 to 12 months	503,482.16	4%
1 to 5 years	10,200,022.82	84%
<b>Total</b>	<b>12,194,275.34</b>	<b>100%</b>

Percentages of bond market values are rounded to the nearest whole percentage.

Bond quality ratings reflect Moody's or Standard and Poor's ratings. Bonds may be rated by other services. Bonds that are in default are not included. Please refer to your Portfolio Holdings section.

## Trades Not Settled

Settlement Date	Trade Date	Activity Type	Description	Quantity	Price	Accrued Interest	Settlement Amount
05/03/21	04/15/21	Buy	WEBBANK SALT LAKE CITY UTAH CTF DEP 0.200% 05/01/23 B/E DTD 04/30/21 CLB YLD .200 TO PAR	246,000.000	100.0000	4.04	-246,004.04
<b>Total Amount of Trades Not Settled</b>							<b>-\$246,004.04</b>

## Messages

Although a money market mutual fund seeks to preserve the value of your investment at \$1 per share, it is possible to lose money by investing in a money market mutual fund. Shares of a money market mutual fund or the balance of a bank deposit product held in your brokerage account may be liquidated upon request with the proceeds credited to your brokerage account. Please see the money market mutual fund's prospectus or the bank deposit product's disclosure document or contact your Investment Professional for additional information. Pursuant to SEC Rule 10b-10(b)(1) confirmations are not sent for purchases into money market mutual funds processed on the sweep platform. Pursuant to applicable regulation, account statements will be produced monthly or quarterly.

### eDelivery

Going digital is more important than ever before, and the benefits of electronic delivery--speed, convenience and safety--are clear. We offer eDelivery for account statements, prospectus documents, proxy or shareholder communications, tax documents, trade confirmations and more. Historical account data is available from the day of initial sign-up.

To enroll, log in to your brokerage account, select "Go Paperless" at the top of any page and follow the on-screen prompts for setup. Enrollment can be activated as quickly as the day you register, and you will be notified when documents are available in an online, password-protected portal.

Contact your financial professional if you have any questions about any of our efficient digital tools.

April 1, 2021 - April 30, 2021  
MEDINA CITY SCHOOLS**Cash Not Yet Received**

Security	Record Date	Payable Date	Quantity Held	Rate	Dividend Option	Amount of Payment
<b>Interest</b>						
BANKWEST INC PIERRE S D CTF DEP 1.250% 10/24/23 B/E	04/30/21	05/15/21	248,000.000	0.001027	Cash	254.79
CHIPPEWA VY BK WINTER WIS CTF DEP 3.000% 07/06/21	04/21/21	05/06/21	248,000.000	0.002466	Cash	611.51
COMMERCIAL BK WEST LIBERTY KY CTF DEP 1.100% 03/17/25	05/02/21	05/17/21	248,000.000	0.000904	Cash	224.22
EAGLEBANK BETHESDA MD CTF DEP 1.650% 03/06/23	04/21/21	05/06/21	248,000.000	0.001356	Cash	336.33
FIRST OKLA BK JENKS CTF DEP 0.950% 05/15/25 B/E	04/30/21	05/15/21	245,000.000	0.000781	Cash	191.30
NEW YORK CMNTY BK WESTBURY NEW YORK CTF DEP	04/24/21	05/09/21	248,000.000	0.001488	Cash	368.94
PINNACLE BK NASHVILLE TENN CTF DEP ACT/365	04/21/21	05/06/21	248,000.000	0.004959	Cash	1,229.81
UBS BK USA SALT LAKE CITY UT CTF DEP 1.000% 03/11/22 B/E	04/26/21	05/11/21	248,000.000	0.000822	Cash	203.84
<b>Total Cash Not Yet Received</b>						<b>\$3,420.74</b>

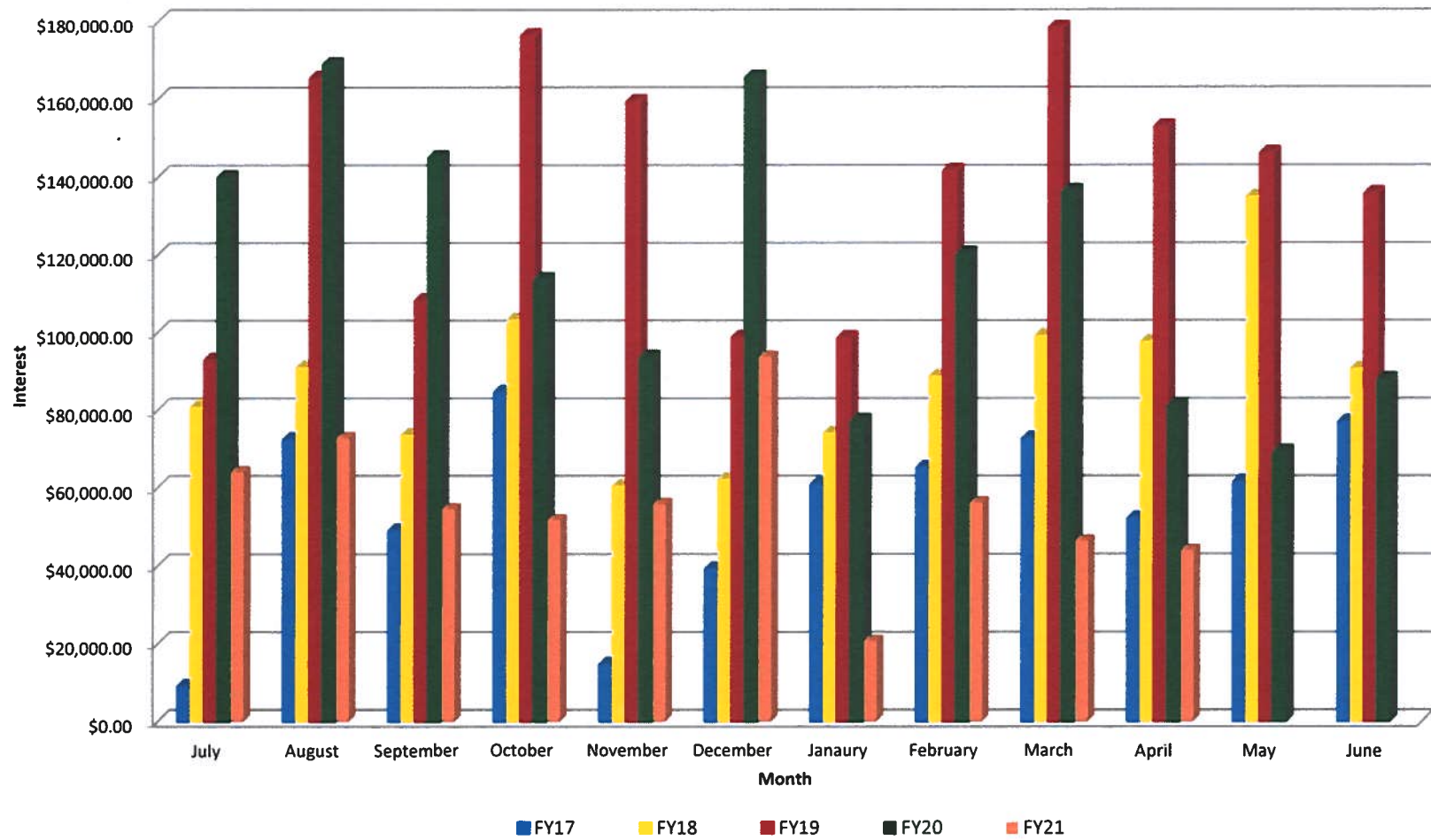
Assets shown here are not reflected in your account. This information has been received from sources we believe to be reliable. Pershing does not guarantee the accuracy of the information.

**Important Information and Disclosures****The Role of Pershing**

- Pershing carries your account as clearing broker pursuant to a clearing agreement with your financial institution. Pershing may accept from your financial institution without inquiry or investigation (i) orders for the purchase and sale of securities and other property and (ii) any other instructions concerning your account. Pershing is not responsible or liable for any acts or omissions of your financial institution or its employees and it does not supervise them. Pershing provides no investment advice nor does it assess the suitability of any transaction or order. Pershing acts as the agent of your financial institution and you agree that you will not hold Pershing or any person controlling or under common control with it liable for any investment losses incurred by you.
- Pershing performs several key functions at the direction of your financial institution. It acts as custodian for funds and securities you may deposit with it directly or through your financial institution or that it receives as the result of securities transactions it processes.
- Your financial institution is responsible for adherence to the securities laws, regulations and rules which apply to it regarding its own operations and the supervision of your account, its sales representatives and other personnel. Your financial institution is also responsible for approving the opening of accounts and obtaining account documents; the acceptance and, in certain instances, execution of securities orders; the assessment of the suitability of those transactions, where applicable; the rendering of investment advice, if any, to you and in general, for the ongoing relationship that it has with you.
- Inquiries concerning the positions and balances in your account may be directed to the Pershing Customer Service Department at (201) 413-3333. All other inquiries regarding



## Total Monthly Interest Earnings



Date: 5/07/21

F I N A N C I A L   S U M M A R Y   R E P O R T  
Processing Month: April 2021  
MEDINA CITY SCHOOL DISTRICT

Page: 1  
(FINSUM)

Fnd	Sc	Description	Beginning Balance	MTD Revenues	FYTD Revenues	MTD Expenditures	FYTD Expenditures	Current Available Balance
001	0000	GENERAL FUND	32,189,888.32	2,635,354.69	66,799,205.09	6,326,375.99	62,836,515.15	36,152,578.26
002	9000	BOND RETIREMENT - NEW ELE	3,433,942.89	75,008.44	4,172,579.50	32,877.67	3,711,829.46	3,894,692.93
002	9012	LOCAL SALES TAX RETIREMEN	.00	.00	1,309,243.75	.00	1,309,243.75	.00
002	9014	CONSOLIDATION - ENERGY &	.00	.00	328,543.74	9,212.50	337,756.24	9,212.50-
003	0000	PERMANENT IMPROVEMENT FUN	175,994.61	5,000.00	10,000.00	.00	.00	185,994.61
003	9000	PERMANENT IMPROVEMENT FUN	13,601.14	.00	.00	.00	.00	13,601.14
003	9001	MEDINA CITY REC CENTER-PE	202,370.92	.00	115,481.53	9,149.86-	72,049.63	245,802.82
006	0000	LUNCHROOM FUND	76,225.73	328,621.50	1,416,450.78	183,365.58	1,597,943.30	105,266.79-
007	9004	COLLINS SCHOLARSHIP/POST-	878.85	22.24	18,095.40	.00	.00	18,974.25
007	9110	ART TRUST - GARFIELD	11,082.73	13.19	170.53	.00	.00	11,253.26
007	9111	CHARLES STANGEL SCHOLARSH	12.50	.01	.19	.00	.00	12.69
007	9333	RIOS STUDENT LEADER SCHOL	28,953.21	34.47	445.51	.00	.00	29,398.72
007	9901	BIXLER SCHOLARSHIP FUND	125.00	.00	.00	.00	.00	125.00
008	9002	KANEHL MUSIC TRUST	27,469.06	32.70	422.68	.00	.00	27,891.74
008	9003	RICHARD HOFFMAN COLLINS M	551,190.06	.00	25,430.07	.00	.00	576,620.13
008	9112	ELAINE BUSHMAN FUND	17,454.90	20.69	195.13	.00	.00	17,650.03
009	9000	STAR	64.00	910.90	18,264.45	.00	28,068.00	9,739.55-
009	9110	UNIFORM SUPPLIES GARFIELD	8,652.84	73.00	1,733.20	413.51	5,058.02	5,328.02
009	9120	UNIFORM SUPPLIES - CANAVA	12,085.39	374.50	7,490.10	101.66	7,948.07	11,627.42
009	9130	UNIFORM SUPPLIES - FENN	11,405.63	645.10	8,061.40	6.30	13,140.05	6,326.98
009	9140	UNIFORM SUPPLIES - HERITA	9,608.98	129.00	7,291.20	28.98	6,303.19	10,596.99
009	9160	UNIFORM SUPPLIES - BLAKE	5,293.22	537.00	8,457.80	2,433.30	10,587.06	3,163.96
009	9170	UNIFORM SUPPLIES - RALPH	21,624.63	286.00	14,746.50	1,150.21	12,153.97	24,217.16
009	9180	UNIFORM SUPPLIES - ELIZA	9,406.25	104.60	7,455.60	.00	10,921.33	5,940.52
009	9200	UNIFORM SUPPLIES - CLAGGE	35,124.02	1,042.00	9,105.00	3,226.36	24,015.23	20,213.79
009	9210	UNIFORM SUPPLIES - A.I. R	7,281.75	1,109.50	15,313.30	1,577.67	18,323.42	4,271.63
009	9300	UNIFORM SUPPLIES - SENIOR	17,918.76	22,391.60	105,996.56	8,161.01	64,384.75	59,530.57
009	9304	AVIATION/PHOTOGRAPHY	3.87	.00	.00	.00	.00	3.87
014	9016	MEDINA CNTY JUV DET CNTR	43,471.35	17,775.00	162,772.20	24,046.75	260,655.35	54,411.80-
014	9116	EVOLVE	564,729.71	118,900.00	824,920.00	75,318.18	828,891.15	560,758.56
016	0000	EMERGENCY LEVY	22,486,481.91	119,003.55	6,948,179.92	763,428.23	7,234,740.34	22,199,921.49
018	0000	PRINT SHOP	6,683.33	.00	.00	.00	.00	6,683.33
018	9000	PUBLIC SCHOOL SUPPORT - S	16.70	.00	.00	.00	.00	16.70
018	9110	PRINCIPAL'S FUND - GARFIE	33,814.07	.00	1,812.78	2,417.58	7,383.52	28,243.33
018	9111	GARFIELD SCHOOL STORE	49.99	.00	.00	.00	.00	49.99
018	9113	GARFIELD MEDIA CENTER	847.40	.00	.00	.00	.00	847.40
018	9120	PRINCIPAL - CANAVAN	42,599.14	3,247.40	4,402.50	192.60	4,803.28	42,198.36
018	9122	CANAVAN SCHOOL STORE	586.69	.00	.00	.00	.00	586.69
018	9123	BOOK FAIR - CANAVAN	78.40	.00	.00	.00	.00	78.40
018	9130	PRINCIPAL - FENN	27,580.84	2,826.22	7,220.30	580.40	7,264.97	27,536.17
018	9132	FENN SCHOOL STORE	1,460.83	.00	.00	.00	1,460.83	.00
018	9133	BOOK FAIR - FENN	941.36	5.99	64.54	.00	34.30	971.60
018	9135	MEDINA SKI TEAM - DISTRIC	474.67	.00	.00	.00	.00	474.67
018	9140	PRINCIPAL'S FUND - HERITA	45,006.48	7,387.44	13,912.69	176.20	9,000.75	49,918.42
018	9143	HERITAGE MEDIA CENTER	3,047.55	.00	.00	.00	.00	3,047.55
018	9160	PRINCIPAL'S FUND - H G BL	50,288.49	9,907.39	12,466.14	633.00	12,650.58	50,104.05

Date: 5/07/21

F I N A N C I A L   S U M M A R Y   R E P O R T  
Processing Month: April 2021  
MEDINA CITY SCHOOL DISTRICT

Page: 2  
(FINSUM)

Fnd	Sc	Description	Beginning Balance	MTD Revenues	FYTD Revenues	MTD Expenditures	FYTD Expenditures	Current Available Balance
018	9161	PBIS - BLAKE	5,728.00	.00	.00	.00	.00	5,728.00
018	9163	BLAKE MEDIA CENTER	13,369.42	8.49	132.69	.00	50.00	13,452.11
018	9170	PRINCIPALS FUND - RALPH W	79,487.14	.00	411.37	138.79	944.29	78,954.22
018	9171	WAITE SCHOOL STORE	50.00	.00	20.00	.00	.00	70.00
018	9173	MEDIA CENTER RALPH WAITE	5,064.63	.00	.00	.00	.00	5,064.63
018	9174	FIELD TRIPS RALPH WAITE E	15,209.72	.00	.00	.00	.00	15,209.72
018	9180	PRINCIPALS FUND ELIZA NOR	53,208.74	3,752.97	4,054.15	298.02	7,279.20	49,983.69
018	9181	NORTHROP ELEMENTARY SCHOO	1,631.19	.00	.00	.00	.00	1,631.19
018	9183	MEDIA CENTER ELIZA NORTHR	8,663.81	.00	.00	.00	.00	8,663.81
018	9184	FIELD TRIPS ELIZA NORTHR	146.00	.00	.00	.00	.00	146.00
018	9200	PRINCIPAL'S FUND - CLAGGE	75,941.39	4,885.68	10,753.86	1,474.60	10,154.09	76,541.16
018	9203	CLAGGETT M.S. MEDIA CENTE	5,547.28	.00	13.50	.00	78.11-	5,638.89
018	9210	PRINCIPAL'S FUND - ROOT M	37,380.45	.00	1,092.18	50.00	1,905.15	36,567.48
018	9211	ROOT M.S. MEDIA CENTER	10,019.19	.00	26.99	.00	50.00	9,996.18
018	9212	ROOT M.S. - WASHINGTON TR	355.00	.00	.00	.00	.00	355.00
018	9213	SPECIAL FUNDRAISER - ROOT	.02	.00	.00	.00	.00	.02
018	9300	PRINCIPAL'S FUND - SENIOR	36,793.91	398.42	2,540.11	484.00	2,738.01	36,596.01
018	9301	MEDIA CENTER FUND	1,381.50	.00	.00	.00	50.00-	1,431.50
018	9302	SPECIAL FUNDRAISER - SENI	37,086.18	.00	.00	.00	.00	37,086.18
018	9303	PERFORMING ARTS CENTER	89,493.37	.00	620.00	.00	5,739.34	84,374.03
018	9304	BUZZ	16,558.56	208.50	1,457.76	104.73	1,304.69	16,711.63
018	9305	FLEXIBLE CREDIT FUND	8,034.56	50.00	100.00	.00	.00	8,134.56
018	9306	FEED THE BEES	4,847.78	.00	6,741.03	334.10	3,018.60	8,570.21
018	9884	FACILITY RENTAL	78,570.82	100.00	2,978.00-	.00	.00	75,592.82
018	9900	INSERVICE - CENTRAL	3,702.01	.00	.00	.00	.00	3,702.01
018	9901	PUBLIC SCHOOL SUPPORT - I	1,720.86	.00	.00	.00	.00	1,720.86
018	9902	INSERVICE - SUPERINTENDEN	11,224.52	.00	.00	.00	.00	11,224.52
018	9903	BOARD/STUDENT DEVELOPMENT	2,800.00	.00	.00	.00	.00	2,800.00
018	9904	WELLNESS FUND	502.00	.00	.00	.00	.00	502.00
018	9905	PUBLIC SCHOOL SUPPORT/STU	51,248.39	.00	.00	.00	.00	51,248.39
018	9906	COMMUNICATIONS - PUBLIC S	272.90	.00	4,100.00	.00	3,255.00	1,117.90
018	9907	STEAM - SUMMER ENRICHMENT	2,475.40	.00	.00	.00	.00	2,475.40
018	9910	MAINTENANCE DEPARTMENT	3,902.36	.00	.00	.00	.00	3,902.36
018	9914	END OF YEAR	7.13	.00	.00	.00	.00	7.13
018	9915	BIKE TO SCHOOL	803.00	.00	.00	.00	.00	803.00
018	9916	SPIRIT NIGHT	2,682.98	.00	1,750.00	.00	.00	4,432.98
018	9919	STUDENT ART SHOW	.19	.00	250.00	.00	61.10	189.09
018	9920	TRSP FUND	2,586.25	.00	.00	.00	.00	2,586.25
018	9930	Resource Connection	1,500.00	.00	.00	.00	.00	1,500.00
019	9000	ADAMH GRANT	1,352.00	.00	6,000.00	.00	.00	7,352.00
019	9018	LOWE'S LIGHT UP GARFIELD	48.08	.00	.00	.00	.00	48.08
019	9020	RIF PROGRAM GRANT - NORTH	400.73	.00	.00	.00	.00	400.73
019	9021	JENNINGS - BLAKE - BRYNIA	.82	.00	.00	.00	.00	.82
019	9023	PUBLIC EDUCATION LEADERSH	.01	.00	.00	.00	.00	.01
019	9029	MARTHA HOLDEN JENNINGS GR	6.82	.00	.00	.00	.00	6.82
019	9030	PERFORMANCE BASED ASSESSM	79.76	.00	.00	.00	.00	79.76



Date: 5/07/21

F I N A N C I A L   S U M M A R Y   R E P O R T  
Processing Month: April 2021  
MEDINA CITY SCHOOL DISTRICT

Page: 3  
(FINSUM)

Fnd	Scc	Description	Beginning Balance	MTD Revenues	FYTD Revenues	MTD Expenditures	FYTD Expenditures	Current Available Balance
019	9031	PBA FY11	256.96	.00	.00	.00	.00	256.96
019	9113	ACS-HACH CHEMISTRY GRANT	96.34	.00	.00	.00	.00	96.34
019	9121	ADAMH GRANT	.00	.00	40,888.00	.00	.00	40,888.00
019	9180	PPG INNOVATIVE CLASSROOM	15.31	.00	.00	.00	.00	15.31
019	9181	FIRST ENERGY GRANT	.16	.00	.00	.00	.00	.16
019	9213	VIDEO CLUB GRANT - MHS	2.82	.00	.00	.00	.00	2.82
019	9221	TRANSITION MINI-GRANT	.00	.00	.00	1,756.75	1,896.65	1,896.65-
019	9301	PPG GRANT - ROBOTICS	.00	.00	1,000.00	543.53	543.53	456.47
019	9313	JENNINGS - NORTHROP - MIL	13.86	.00	.00	.00	.00	13.86
019	9413	3M AND OTHER GRANT	152.03	.00	.00	.00	.00	152.03
019	9513	NEA STUDENT ACHIEVEMENT G	191.88	.00	.00	.00	.00	191.88
019	9715	FUEL UP - BLAKE	23.82	.00	.00	.00	.00	23.82
019	9920	MARTHA HOLDEN JENNINGS SU	1,000.00	.00	.00	.00	.00	1,000.00
020	9001	TRANSPORTATION ENTERPRISE	84,896.61	692.15	12,865.39	1,250.85	21,131.27	76,630.73
022	9000	Unclaimed funds	42,883.91	.00	5,829.86	.00	1,723.11	46,990.66
022	9093	DIVERSION PROGRAM FED MON	1,000.00	.00	.00	.00	.00	1,000.00
022	9094	DIVERSION PROGRAM - FED.	1,000.00	.00	.00	.00	.00	1,000.00
022	9300	OH HIGH SCHOOL ATH ASSOC	1,271.56	.00	12,844.00	5,572.92	12,737.93	1,377.63
024	9001	MEDICAL AND DRUG/SELF INS	7,017,658.96	765,523.78	7,679,119.99	823,875.91	8,259,940.01	6,436,838.94
024	9002	DENTAL SELF INSURANCE FUN	497,085.90	56,387.59	561,183.91	53,027.50	524,581.97	533,687.84
024	9094	FLEX PRO	67,630.32	19,619.34	146,922.87	14,996.52	162,172.11	52,381.08
027	0000	WORKMANS COMP.-SELF INS	304,411.27	20,599.40	233,733.34	7,831.45	146,093.41	392,051.20
071	9013	LOCAL SALES TAX PERMANENT	3,491,568.70	972,063.17	3,593,528.76	139,020.01	3,076,923.33	4,008,174.13
200	9110	GARFIELD STUDENT COUNCIL/	622.97	.74	9.59	.00	.00	632.56
200	9121	ELLA CANAVAN STUDENT COUN	1,329.68	1.58	20.47	.00	.00	1,350.15
200	9134	FENN STUDENT BUSINESS	9.36	.01	.14	.00	.00	9.50
200	9140	STUDENT COUNCIL - HERITAG	162.69	.19	2.50	.00	.00	165.19
200	9184	NORTHROP ELEMENTARY STUDE	52.06	.06	.80	.00	.00	52.86
200	9185	K-KIDS KIWANIS ACTIVITY C	10,297.63	12.47	337.90	.00	.00	10,635.53
200	9202	CLAGGETT MIDDLE SCH. STUD	537.70	.39	6.77	.00	207.73	336.74
200	9204	CLAGGETT MIDDLE SCHOOL CH	522.77	.62	8.05	.00	.00	530.82
200	9205	CLAGGETT MIDDLE SCH. BUIL	3,443.96	4.10	53.00	.00	.00	3,496.96
200	9209	CLAGGETT MIDDLE SCHOOL DR	26,610.89	31.68	409.47	.00	.00	27,020.36
200	9252	CHEERLEADERS - ROOT M.S.	44.63	.05	.67	.00	.00	45.30
200	9253	BUILDERS' CLUB - ROOT M.S	4,637.36	5.52	71.34	.00	.00	4,708.70
200	9254	HONORS ACADEMY - ROOT	3,978.61	1,170.65	1,223.35	.00	385.00	4,816.96
200	9256	DRAMA CLUB - ROOT M.S.	7,253.12	8.64	118.43	.00	.00	7,371.55
200	9258	STUDENT COUNCIL - ROOT M.	4,533.23	5.42	153.59	60.00	60.00	4,626.82
200	9301	YOUNG AMERICANS FOR FREED	53.05	.00	.21	.00	53.05	.21
200	9302	ART CLUB	609.68	.73	9.38	.00	.00	619.06
200	9303	CULTURAL EXPLORATION	196.07	.23	3.02	.00	.00	199.09
200	9304	CAREER ASSOCIATION	.37	.00	.00	.00	.00	.37
200	9305	CHEMCLUB	1,566.46	.00	2.15	.00	1,566.46	2.15
200	9307	VOCAL	35,561.35	3,501.16	5,904.89	1,238.11	10,619.93	30,846.31
200	9309	IMPROV CLUB	575.96	.69	8.85	.00	.00	584.81
200	9310	DELTA EPSILON PHI - NAT'L	.45	.00	.00	.00	.00	.45

Date: 5/07/21

F I N A N C I A L   S U M M A R Y   R E P O R T  
Processing Month: April 2021  
MEDINA CITY SCHOOL DISTRICT

Page: 4  
(FINSUM)

Fnd	Scc	Description	Beginning Balance	MTD Revenues	FYTD Revenues	MTD Expenditures	FYTD Expenditures	Current Available Balance
200	9312	DRAMA CLUB	30,094.48	32.63	455.26	.00	2,717.79	27,831.95
200	9314	MEDINA OUTDOORS CLUB	171.25	.20	2.63	.00	.00	173.88
200	9315	FELLOWSHIP OF CHRISTIAN A	336.26	.40	5.18	.00	.00	341.44
200	9318	GIRLS LEADERSHIP CLUB	7,024.46	8.36	108.08	.00	.00	7,132.54
200	9321	KEY CLUB	60,791.56	68.33	683.63	.00	3,187.79	58,287.40
200	9323	MEDINAMITE	1,703.56	2.03	26.20	.00	.00	1,729.76
200	9324	MEDINIAN	52,103.20	210.24	8,381.07	.00	555.44	59,928.83
200	9325	MHS BAND	12,888.22	.42	386.86	.00	2,416.72	10,858.36
200	9326	NATIONAL HONOR SOCIETY	10,312.36	2,867.12	4,796.99	505.00	505.00	14,604.35
200	9327	ORCHESTRA	30,625.95	36.13	490.49	.00	295.00	30,821.44
200	9330	SCIENCE OLYMPIAD CLUB	2,175.10	417.10	352.12	.00	732.94	1,794.28
200	9331	SKI CLUB	3.20	.00	.03	.00	.00	3.23
200	9332	SPANISH CLUB	12,453.42	14.82	191.64	.00	.00	12,645.06
200	9333	STUDENT COUNCIL	26,362.34	344.74	5,909.92	1,279.54	2,636.77	29,635.49
200	9335	LATIN CLUB	8,588.13	195.95-	697.22-	.00	168.00	7,722.91
200	9337	AMERICAN SIGN LANGUAGE CL	300.37	.36	4.62	.00	.00	304.99
200	9339	SPEECH/DEBATE CLUB	19,527.29	23.62	3,213.62	.00	2,595.99	20,144.92
200	9340	STUDENT'S H.O.P.E.	1,366.94	2.40	761.55	.00	82.90	2,045.59
200	9346	PENGUIN BOWL/NOSB	119.26	.14	1.83	.00	.00	121.09
200	9350	TECHNOLOGY CLUB	556.42	.66	8.55	.00	.00	564.97
200	9352	VIDEO CLUB - SR HI	6,222.64	7.15	114.05	.00	234.49	6,102.20
200	9353	CHINESE CLUB	996.06	1.19	15.34	.00	.00	1,011.40
200	9355	GENDER AND SEXUALITY ALLI	1,457.43	41.53	62.23	.00	.00	1,519.66
200	9380	V O F T	17,788.89	21.18	273.72	.00	.00	18,062.61
200	9419	CLASS OF 2019	2,320.01	.00	.00	.00	2,320.01	.00
200	9420	CLASS OF 2020	11,143.05	31.09	188.17	.00	1,871.99	9,459.23
200	9421	CLASS OF 2021	11,543.71	3.89	2,977.75	84.10	11,201.83	3,319.63
200	9422	CLASS OF 2022	3,689.42	130.16	6,488.74	1,474.81	1,511.10	8,667.06
200	9423	CLASS OF 2023	1,720.31	2.01	26.39	.00	29.89	1,716.81
200	9999	GENERIC STUDENT ACTIV. FD	.01	.00	.00	.00	.00	.01
300	0000	ATHLETIC FUND	150,645.13	1,998.80-	194,667.30	50,403.81	234,659.64	110,652.79
300	9110	GARFIELD FIELD TRIPS	5,775.49	.00	.00	.00	515.92-	6,291.41
300	9120	CANAVAN FIELD TRIP	.00	.00	.00	600.00	600.00	600.00-
300	9121	WORLD WATCHER'S CLUB	7,362.04	.00	.00	.00	.00	7,362.04
300	9140	HERITAGE FIELD TRIPS	88.71	.00	.00	.00	.00	88.71
300	9160	BLAKE FIELD TRIPS	488.58	.00	.00	.00	.00	488.58
300	9170	WAITE FIELD TRIPS	687.67	.00	.00	.00	.00	687.67
300	9180	NORTHROP FIELD TRIPS	1,367.85	.00	.00	.00	.00	1,367.85
300	9201	CLAGGETT MIDDLE SCH. BAND	26,594.07	.00	.00	452.21	1,658.10	24,935.97
300	9202	CLAGGETT MIDDLE SCH. ORCH	258.00	.00	.00	.00	.00	258.00
300	9203	CLAGGETT MIDDLE SCHOOL LI	370.00	.00	.00	.00	.00	370.00
300	9204	CLAGGETT M.S. CHOIR FUND	634.10	.00	.00	.00	.00	634.10
300	9208	CLAGGETT - 6TH GRADE TRIP	1,818.89	.00	1,818.89-	.00	.00	.00
300	9250	ROOT M.S. BAND FUND	12,565.31	.00	.00	.00	313.86	12,251.45
300	9251	ROOT M.S. ORCHESTRA FUND	1,246.65	.00	.00	.00	.00	1,246.65
300	9252	ROOT M.S. CHOIR FUND	3,270.15	.00	.00	.00	.00	3,270.15

Date: 5/07/21

F I N A N C I A L   S U M M A R Y   R E P O R T  
Processing Month: April 2021  
MEDINA CITY SCHOOL DISTRICT

Page: 5  
(FINSUM)

Fnd	Sec	Description	Beginning Balance	MTD Revenues	FYTD Revenues	MTD Expenditures	FYTD Expenditures	Current Available Balance
300	9253	ROOT M.S. BEEHIVE	1,535.40	.00	.00	.00	.00	1,535.40
300	9258	ROOT - DISTRICT SUPERVISE	249.08	.00	95.08-	.00	.00	154.00
300	9301	BOWLING CLUB	2,187.15	250.00	4,250.00	.00	1,910.99	4,526.16
300	9302	MENS VOLLEYBALL	6,566.06	4,679.00	5,579.00	1,580.00	1,580.00	10,565.06
300	9303	HUDDLE/SHUDDLE	2,584.01	.00	.00	107.72	873.17	1,710.84
300	9304	LINK CREW	2,729.45	432.00	442.50	.00	1,501.00	1,670.95
300	9313	MUSICAL	13,930.73	.00	.00	940.75	990.75	12,939.98
300	9325	MHS BAND TRIP	7,171.20	.00	.00	.00	.00	7,171.20
300	9334	BEEHIVE CAFE	20,283.09	.00	.00	.00	838.87	19,444.22
300	9390	GLOBAL TRIPS	3,166.00	.00	380.00-	.00	.00	2,786.00
300	9410	SPARKLE CHEERLEADING	2,013.29	.00	.00	.00	.00	2,013.29
401	9010	AUXILIARY FUNDS/ST FRANCI	109,164.41	.00	379.96	.00	109,544.37	.00
401	9011	AUXILIARY FUNDS/ST FRANCI	.00	223.16	404,363.02	28,054.17	214,003.30	190,359.72
401	9017	AUXILIARY FUNDS/ST FRANCI	37.41	.00	.00	.00	.00	37.41
401	9020	AUX FUNDS NURTURY	13,815.34	.00	29.18	.00	13,844.52	.00
401	9021	AUX FUNDS NURTURY	.00	20.41	21,516.69	.00	4,105.90	17,410.79
401	9027	AUX FUNDS NURTURY	72.90	.00	.00	.00	.00	72.90
401	9030	AUX FUNDS MCA	44,480.08	.00	62.73	.00	44,542.81	.00
401	9031	AUX FUNDS MCA	.00	138.79	300,419.14	25,184.49	182,033.12	118,386.02
401	9041	AUX FUNDS KIDS COUNTRY	.00	6.45	8,374.48	.00	2,875.06	5,499.42
401	9066	SM WONDERS	1,644.12	.00	.00	.00	.00	1,644.12
432	9097	MANAGE. INFO. SYS. FUND	.80	.00	.00	.00	.00	.80
450	9008	SCHOOLNET PLUS FY2008: GR	1.00	.00	.00	.00	.00	1.00
451	9010	CONNECTIVITY	19,800.00	.00	.00	.00	.00	19,800.00
451	9011	CONNECTIVITY	.00	.00	19,800.00	.00	.00	19,800.00
451	9013	CONNECTIVITY 2013	800.00	.00	.00	.00	.00	800.00
451	9018	CONNECTIVITY FY18	564.00	.00	.00	.00	.00	564.00
451	9019	CONNECTIVITY	120.00	.00	.00	.00	.00	120.00
452	9008	SCHOOLNET PROFESSIONAL DE	66.15	.00	.00	.00	.00	66.15
467	9020	FOUNDATION - STUDENT WELL	200,259.08	.00	.00	20,555.19	197,883.79	2,375.29
467	9021	FOUNDATION - STUDENT WELL	.00	.00	505,042.08	.00	2,950.35	502,091.73
499	9012	INTERN PSYCH FY12	45.81	.00	.00	.00	.00	45.81
499	9013	INTERN PSYCH FY13	39.97	.00	.00	.00	.00	39.97
499	9019	SCHOOL SAFETY	29,679.80	.00	.00	.00	6,531.13	23,148.67
499	9024	LOCAL GOVERNMENT INNOVATI	7,750.00	.00	.00	.00	.00	7,750.00
499	9039	INTERN PSYCHOLOGIST GRANT	2.20	.00	.00	.00	.00	2.20
499	9112	E-TECH BLENDED LEARNING G	321.71	.00	.00	.00	.00	321.71
506	9014	RESIDENT EDUCATOR GRANT	950.00	.00	.00	.00	.00	950.00
507	9021	ESSER	.00	.00	.00	.00	397,450.45	397,450.45-
510	9021	COVID RELIEF FUND	.00	.00	316,896.57	.00	317,467.89	571.32-
516	9015	TITLE VI-B	2,690.82	.00	.00	.00	.00	2,690.82
516	9016	TITLE VI-B	229.90	.00	.00	.00	.00	229.90
516	9020	TITLE VI-B	36,321.49	.00	257,046.60	.00	293,368.09	.00
516	9021	TITLE VI-B	.00	442,229.68	960,090.26	109,984.19	1,019,024.54	58,934.28-
551	9120	TITLE III LEP	13,577.45	.00	.00	.00	10,785.37	2,792.08
551	9121	TITLE III LEP	.00	.00	.00	.00	212.20-	212.20

Date: 5/07/21

F I N A N C I A L   S U M M A R Y   R E P O R T  
Processing Month: April 2021  
MEDINA CITY SCHOOL DISTRICT

Page: 6  
(FINSUM)

Fnd	Scc	Description	Beginning Balance	MTD Revenues	FYTD Revenues	MTD Expenditures	FYTD Expenditures	Current Available Balance
572	9020	TITLE I	69.62	.00	104,655.70	.00	104,725.32	.00
572	9021	TITLE I	.00	166,754.36	342,168.95	37,016.05	362,573.94	20,404.99-
572	9116	TITLE I-D	2.83	.00	.00	.00	.00	2.83
572	9120	TITLE I-D	6,242.82	.00	20,402.67	.00	26,645.49	.00
572	9121	TITLE I-D	.00	29,370.26	37,155.22	2,066.29	38,000.42	845.20-
587	9020	PRESCHOOL	685.03	.00	2,014.97	.00	2,700.00	.00
587	9021	PRESCHOOL	.00	17,753.15	31,151.40	3,816.32	33,002.73	1,851.33-
587	9121	6B RESTORATION	.00	.00	.00	241.94	2,220.08	2,220.08-
590	9020	TITLE II-A	37,260.68	.00	24,775.17	.00	62,035.85	.00
590	9021	TITLE II-A	.00	7,844.29	38,342.76	4,790.58	43,133.34	4,790.58-
599	9020	TITLE IV-A STUDENT SUPPOR	8,839.72	.00	3,374.54	.00	12,214.26	.00
599	9021	TITLE IV-A STUDENT SUPPOR	.00	7,295.46	12,681.65	1,192.54	12,964.22	282.57-
		Grand Total All Funds	73,606,972.04	5,878,868.70	98357,894.42	8,768,961.31	94484,020.79	77480,845.67
		Total Invested Funds	.00					



Date: 5/07/2021

C H E C K   R E G I S T E R  
Processing Month: April 2021  
MEDINA CITY SCHOOL DISTRICT

Page: 1  
(CHKREG)

Check#	Check Date	Org Sta	Vendor Paid	Check Amount	Status Date
009473	04/02/2021	M/M	MEMO - MEDICAL MUTUAL	72,611.17	
009474	04/06/2021	M/M	MEMO - MEDICAL MUTUAL	241,143.63	
009475	04/12/2021	M/M	MEMO - MEDICAL MUTUAL	156,290.66	
009476	04/01/2021	M/M	MEMO - HUNTINGTON NAT'L BANK	9,212.50	
009477	04/09/2021	M/M	MEMO --S T R S	84,121.13	
009478	04/09/2021	M/M	MEMO --S E R S	4,322.52	
009479	04/09/2021	M/M	MEMO -MEDINA CITY SCHOOLS	332,176.30	
009480	04/09/2021	M/M	MEMO - HUNTINGTON NAT'L BANK	30,984.89	
009481	04/09/2021	M/M	MEMO - BUREAU WORK COMP	10,469.93	
009482	04/09/2021	M/M	MEMO MET LIFE INSURANCE	4,890.34	
009483	04/09/2021	M/M	OHIO DEPT OF ED - MEMO CK	171,510.93	
009484	04/15/2021	M/M	ARBITERSPORTS, LLC	20,000.00	
009485	04/14/2021	M/M	GORDON FOOD SERVICE	9,921.66	
009486	04/21/2021	M/M	MEMO-CAPITAL ONE	12,644.61	
009487	04/20/2021	M/M	MEMO - MEDICAL MUTUAL	197,357.05	
009488	04/23/2021	M/M	MEMO --S T R S	83,033.42	
009489	04/23/2021	M/M	MEMO --S E R S	4,265.32	
009490	04/23/2021	M/M	MEMO -MEDINA CITY SCHOOLS	332,746.44	
009491	04/23/2021	M/M	MEMO - HUNTINGTON NAT'L BANK	30,067.97	
009492	04/23/2021	M/M	MEMO - BUREAU WORK COMP	10,129.47	
009493	04/19/2021	M/M	MEMO MET LIFE INSURANCE	3,552.15	
009494	04/23/2021	M/M	SYSCO CLEVELAND INC	47,127.23	
009495	04/21/2021	M/M	GORDON FOOD SERVICE	5,253.31	
009496	04/28/2021	M/M	MEMO - BUREAU WORK COMP	7,831.45	
009497	04/27/2021	M/M	MEMO - MEDICAL MUTUAL	156,473.40	
009498	04/28/2021	M/M	GORDON FOOD SERVICE	6,519.20	
009499	04/30/2021	M/M	STRS	542,336.00	
009500	04/30/2021	M/M	SERS - MEMO	128,916.00	
009501	04/30/2021	M/M	MEMO - P & A ADMINISTRATIVE	13,926.02	
009502	04/23/2021	M/M	OHIO DEPT OF ED - MEMO CK	197,496.53	
009503	04/02/2021	M/M	SYSCO CLEVELAND INC	3,876.78	
009504	04/30/2021	M/M	MEMO MET LIFE INSURANCE	49,475.35	
637135	04/08/2021	W/R	ACHIEVEMENT ADVANTAGE	3,262.50	04/13/2021
637136	04/08/2021	W/R	AIS COMMERCIAL PARTS & SERVICE	197.00	04/13/2021
637137	04/08/2021	W/W	AKRON CHILDRENS HOSPITAL	294.71	
637138	04/08/2021	W/R	AMAZON.COM	2,527.09	04/09/2021
637139	04/08/2021	W/R	APOLLO PEST CONTROL COMPANY	748.00	04/16/2021
637140	04/08/2021	W/R	ARMSTRONG UTILITIES, INC.	763.19	04/12/2021
637141	04/08/2021	W/R	BELLEFAIRE JEWISH CHILDREN'S	3,155.49	04/12/2021
637142	04/08/2021	W/R	BSN SPORTS LLC	8,183.25	04/16/2021
637143	04/08/2021	W/R	BUEHLER'S MARKETS	17.50	04/14/2021
637144	04/08/2021	W/R	CENTERRA CO-OP	6,815.10	04/14/2021
637145	04/08/2021	W/R	CITY OF MEDINA	13,358.83	04/12/2021
637146	04/08/2021	W/R	CLEVELAND CLINIC CENTER	29,396.36	04/12/2021
637147	04/08/2021	W/R	CRISIS PREVENTON INST, INC.	39.99	04/14/2021
637148	04/08/2021	W/R	EASY GRAPHICS CORP	558.00	04/14/2021
637149	04/08/2021	W/W	EDUCATION ALTERNATIVES	4,876.00	
637150	04/08/2021	W/R	ELECTRICAL APPLIANCE REPAIR	157.70	04/15/2021
637151	04/08/2021	W/R	FBN SYSTEMS, INC.	5,002.00	04/26/2021
637152	04/08/2021	W/R	GORDON FOOD SERVICE	22.98	04/15/2021
637153	04/08/2021	W/R	HEALTHCARE BILLING SERVICES	2,007.14	04/13/2021
637154	04/08/2021	W/W	HOUGHTON MIFFLIN	560.00	

Date: 5/07/2021

C H E C K   R E G I S T E R  
Processing Month: April 2021  
MEDINA CITY SCHOOL DISTRICT

Page: 2  
(CHKREG)

Check#	Check Date	Org Sta	Vendor Paid	Check Amount	Status Date
637155	04/08/2021	W/R	IMPACT GROUP PUBLIC RELATIONS	6,000.00	04/23/2021
637156	04/08/2021	W/R	INTEGRITY SPORT SERVICES LLC	8,186.63	04/12/2021
637157	04/08/2021	W/R	JOHNSON CONTROLS, INC.	3,851.20	04/14/2021
637158	04/08/2021	W/R	JOSHEN PAPER & PACKAGING CO.	1,056.40	04/13/2021
637159	04/08/2021	W/R	LANGUAGE LEARNING ASSOCIATES	38,596.50	04/09/2021
637160	04/08/2021	W/R	LEARNING A-Z	560.50	04/13/2021
637161	04/08/2021	W/R	MCMASTER-CARR	18.12	04/13/2021
637162	04/08/2021	W/R	MEDINA CITY SCHOOLS	65,600.00	04/09/2021
637163	04/08/2021	W/R	MEDINA COUNTY BOARD OF	2,896.17	04/15/2021
637164	04/08/2021	W/R	MEDINA COUNTY SANITARY	11,128.62	04/13/2021
637165	04/08/2021	W/R	MNJ TECHNOLOGIES DIRECT INC	714.60	04/15/2021
637166	04/08/2021	W/R	MUSIC THERAPY ENRICHMENT	1,138.00	04/15/2021
637167	04/08/2021	W/R	NICKLES BAKERY	228.18	04/13/2021
637168	04/08/2021	W/R	OHIO EDISON COMPANY	21,246.48	04/13/2021
637169	04/08/2021	W/R	OHIO HIGH SCHOOL ATHLETIC ASSN	125.00	04/22/2021
637170	04/08/2021	W/R	P & A ADMINISTRATIVE SERVICES	381.10	04/13/2021
637171	04/08/2021	W/R	PEARSON ASSESSMENTS	90.00	04/13/2021
637172	04/08/2021	W/R	PITNEY BOWES GLOBAL FINANCIAL	1,122.77	04/14/2021
637173	04/08/2021	W/W	POINT SPRING & DRIVESHAFT CO	96.68	
637174	04/08/2021	W/R	PRAXAIR	27.65	04/13/2021
637175	04/08/2021	W/R	PRO-ED, INC.	117.70	04/14/2021
637176	04/08/2021	W/R	PSAT NMSQT	578.00	04/13/2021
637177	04/08/2021	W/R	QUILL CORPORATION	242.09	04/13/2021
637178	04/08/2021	W/R	REALLY GOOD STUFF LLC	99.32	04/13/2021
637179	04/08/2021	W/R	SARGENT-WELCH LLC	104.37	04/12/2021
637180	04/08/2021	W/R	SC STRATEGIC SOLUTIONS LLC	945.00	04/19/2021
637181	04/08/2021	W/R	SCHOOL SPECIALTY, LLC.	567.25	04/09/2021
637182	04/08/2021	W/W	PHONAK LLC	29.28	
637183	04/08/2021	W/R	STAPLES INC	93.19	04/22/2021
637184	04/08/2021	W/R	STEARNS VIOLINS, INC.	581.17	04/13/2021
637185	04/08/2021	W/R	STEPS ACADEMY	8,062.50	04/13/2021
637186	04/08/2021	W/R	MOVIE LICENSING USA	531.00	04/15/2021
637187	04/08/2021	W/R	TODD HODKEY	782.43	04/09/2021
637188	04/08/2021	W/R	AUDITOR OF STATE'S OFFICE	4,747.80	04/19/2021
637189	04/08/2021	W/R	USA CUSTOM APPAREL LLC	351.00	04/13/2021
637190	04/08/2021	W/R	WEST MUSIC COMPANY INC	219.80	04/14/2021
637191	04/08/2021	W/R	WHITE HOUSE ARTESIAN SPRINGS	52.00	04/13/2021
637192	04/08/2021	W/R	WOLFF BROS. SUPPLY, INC.	4,237.06	04/14/2021
637193	04/08/2021	W/R	ZINKAN ENTERPRISES, INC.	2,496.00	04/13/2021
637194	04/09/2021	B/B	BECKY HUBER	25.90	
637195	04/09/2021	B/R	FLORALYN MORATA	570.00	04/20/2021
637196	04/09/2021	B/R	TYSHAWN GAMBLE	20.00	04/23/2021
637197	04/09/2021	B/R	MEDINA ATHLETIC BOOSTER CLUB	20,931.00	04/16/2021
637198	04/09/2021	B/B	YAQING HOU	95.00	
637199	04/15/2021	W/R	ABC THERAPY, LTD	16,839.53	04/16/2021
637200	04/15/2021	W/R	ADVANCE AUTO PARTS	28.22	04/21/2021
637201	04/15/2021	W/R	AIRGAS USA, LLC	5.39	04/19/2021
637202	04/15/2021	W/W	AKRON CHILDRENS HOSPITAL	35,309.97	
637203	04/15/2021	W/R	AMAZON.COM	3,287.62	04/16/2021
637204	04/15/2021	W/W	AMPLIFY EDUCATION, INC.	254.00	
637205	04/15/2021	W/R	ANTHONY BELSITO	342.00	04/16/2021
637206	04/15/2021	W/R	ARMSTRONG UTILITIES, INC.	129.95	04/19/2021

Date: 5/07/2021

C H E C K   R E G I S T E R  
Processing Month: April 2021  
MEDINA CITY SCHOOL DISTRICT

Page: 3  
(CHKREG)

Check#	Check Date	Org Sta	Vendor Paid	Check Amount	Status Date
637207	04/15/2021	W/W	AUTO-JET MUFFLER CORP.	1,206.51	
637208	04/15/2021	W/R	BAUMSPAGE.COM, LLC	80.32	04/30/2021
637209	04/15/2021	W/R	BORDEN DAIRY	4,145.46	04/20/2021
637210	04/15/2021	W/R	BUEHLER'S MARKETS	92.28	04/21/2021
637211	04/15/2021	W/R	BUILDERS HARDWARE SPECCLTY	86.95	04/19/2021
637212	04/15/2021	W/R	BULK BOOKSTORE	1,420.40	04/20/2021
637213	04/15/2021	W/R	CARDINAL BUS SALES & SERV INC	108.34	04/19/2021
637214	04/15/2021	W/R	CDWG	17,147.50	04/22/2021
637215	04/15/2021	W/R	CHRISTIA MATTEY	1,925.10	04/15/2021
637216	04/15/2021	W/W	CINTAS CORPORATION	837.42	
637217	04/15/2021	W/R	CLEVELAND PLUMBING	274.02	04/20/2021
637218	04/15/2021	W/R	CLEVELAND TOOL & CUTTER	17.25	04/26/2021
637219	04/15/2021	W/R	COCA COLA BOTTLING CO CSLDT	417.20	04/20/2021
637220	04/15/2021	W/R	CROWN TROPHY OF MEDINA	853.25	04/23/2021
637221	04/15/2021	W/R	CUMMINS INTERSTATE POWER INC	69.18	04/21/2021
637222	04/15/2021	W/R	DATA RECOGNITION CORP.	9,315.00	04/21/2021
637223	04/15/2021	W/R	DE LAGE LANDEN FINANCIAL	1,248.69	04/23/2021
637224	04/15/2021	W/R	DEMCO INC	482.93	04/26/2021
637225	04/15/2021	W/R	DYSLEXIA COACH OF NJ LLC	715.00	04/19/2021
637226	04/15/2021	W/R	ELECTRICAL APPLIANCE REPAIR	97.30	04/26/2021
637227	04/15/2021	W/R	FLINN SCIENTIFIC, INC.	76.55	04/20/2021
637228	04/15/2021	W/R	FRONTIER NORTH INC	760.30	04/26/2021
637229	04/15/2021	W/R	GCL EDUCATION SERVICES, LLC.	3,565.00	04/22/2021
637230	04/15/2021	W/R	GLENOAK HIGH SCHOOL	220.00	04/20/2021
637231	04/15/2021	W/R	GOODWILL INDUSTRIES AKRON INC	2,646.00	04/16/2021
637232	04/15/2021	W/R	GRAINGER SUPPLY CO	457.94	04/20/2021
637233	04/15/2021	W/R	HOME DEPOT CREDIT SERVICES	1,566.83	04/21/2021
637234	04/15/2021	W/R	JENNIFER COLLINS	37.80	04/16/2021
637235	04/15/2021	W/R	JOSHEN PAPER & PACKAGING CO.	529.05	04/16/2021
637236	04/15/2021	W/R	JOSTENS INC	1,472.64	04/20/2021
637237	04/15/2021	W/R	KAREN PLATZ	20.00	04/16/2021
637238	04/15/2021	W/R	KIEFER EQUIPMENT CO	15.59	04/19/2021
637239	04/15/2021	W/R	LAWSON PRODUCTS, INC	479.36	04/19/2021
637240	04/15/2021	W/R	SHUTTERFLY LIFETOUGH, LLC	229.50	04/22/2021
637241	04/15/2021	W/R	LISA WEHRLEY	45.00	04/21/2021
637242	04/15/2021	W/R	LODI LUMBER CO	3,289.31	04/19/2021
637243	04/15/2021	W/R	MARS ELECTRIC CO.	26.73	04/26/2021
637244	04/15/2021	W/R	MCMASTER-CARR	2,522.28	04/19/2021
637245	04/15/2021	W/R	MCS FOOD SERVICE DEPT.	1,024.23	04/16/2021
637246	04/15/2021	W/R	MEDINA CITY SCHOOLS	15.64	04/16/2021
637247	04/15/2021	W/R	MEDINA CITY SCHOOLS	9,450.00	04/16/2021
637248	04/15/2021	W/R	MEDINA GLASS COMPANY	40.00	04/21/2021
637249	04/15/2021	W/R	MEDINA HARDWARE, INC	241.43	04/22/2021
637250	04/15/2021	W/R	MELISSA ALICE COTTAGE	306.00	04/16/2021
637251	04/15/2021	W/R	MICHAEL WESNER	586.25	04/16/2021
637252	04/15/2021	W/R	MNJ TECHNOLOGIES DIRECT INC	447.00	04/21/2021
637253	04/15/2021	W/R	MONTVILLE POLICE DEPARTMENT	620.00	04/23/2021
637254	04/15/2021	W/R	NASCO	170.90	04/19/2021
637255	04/15/2021	W/R	NASSP	480.00	04/21/2021
637256	04/15/2021	W/R	NEWARK CORPORATION	21.60	04/16/2021
637257	04/15/2021	W/R	NICHOLAS BRANDON MACLARREN	892.50	04/16/2021
637258	04/15/2021	W/R	NICKLES BAKERY	293.90	04/26/2021



Date: 5/07/2021

C H E C K   R E G I S T E R  
Processing Month: April 2021  
MEDINA CITY SCHOOL DISTRICT

Page: 4  
(CHKREG)

Check#	Check Date	Org Sta	Vendor Paid	Check Amount	Status Date
637259	04/15/2021	W/R	NORTH GATEWAY TIRE CO INC	78.50	04/19/2021
637260	04/15/2021	W/R	OHIO SCHOOLS COUNCIL- NAT GAS	12,550.00	04/22/2021
637261	04/15/2021	W/R	P & A ADMINISTRATIVE SERVICES	312.00	04/20/2021
637262	04/15/2021	W/W	POINT SPRING & DRIVESHAFT CO	162.90	
637263	04/15/2021	W/R	POWER OF THE PEN	50.00	04/22/2021
637264	04/15/2021	W/R	QUALITY CASTER SUPPLY	81.66	04/19/2021
637265	04/15/2021	W/R	QUILL CORPORATION	232.08	04/23/2021
637266	04/15/2021	W/R	REBECCA MARPLE	83.34	04/21/2021
637267	04/15/2021	W/R	REINHARDT SUPPLY COMPANY	7,328.94	04/22/2021
637268	04/15/2021	W/R	ROJEN COMPANY	89.19	04/20/2021
637269	04/15/2021	W/R	SANDRA DEBNAR	31.02	04/16/2021
637270	04/15/2021	W/R	SCHOOL SPECIALTY, LLC.	1,964.13	04/16/2021
637271	04/15/2021	W/R	SENDERO THERAPIES, INC.	57,237.70	04/16/2021
637272	04/15/2021	W/R	SHERWIN WILLIAMS COMPANY	231.76	04/21/2021
637273	04/15/2021	W/R	SHERYL SCHRADER	92.71	04/16/2021
637274	04/15/2021	W/R	SPORTSWORLD	435.50	04/23/2021
637275	04/15/2021	W/R	STANTON'S SHEET MUSIC INC	340.31	04/19/2021
637276	04/15/2021	W/R	STAPLES INC	4.32	04/23/2021
637277	04/15/2021	W/R	SUBURBAN SCHOOL	39,494.00	04/21/2021
637278	04/15/2021	W/R	TECHNOLOGY ENGINEERING	7,377.50	04/16/2021
637279	04/15/2021	W/W	TK ELEVATOR CORPORATION	11,697.20	
637280	04/15/2021	W/R	TRANSPORTATION ACCESSORIES	187.59	04/21/2021
637281	04/15/2021	W/R	ULINE, INC.	358.07	04/21/2021
637282	04/15/2021	W/W	USA MOBILE DRUG TESTING	660.00	
637283	04/15/2021	W/R	VERIZON WIRELESS	84.23	04/28/2021
637284	04/15/2021	W/W	VINSON GROUP, LLC	2,500.00	
637285	04/15/2021	W/R	VISTA HIGHER LEARNING, INC.	797.05	04/16/2021
637286	04/15/2021	W/W	W.B. MASON CO., INC.	53.94	
637287	04/15/2021	W/R	WARD'S SCIENCE	172.60	04/20/2021
637288	04/15/2021	W/R	WEST MUSIC COMPANY INC	231.14	04/21/2021
637289	04/16/2021	B/R	MARK HORNER	205.00	04/26/2021
637290	04/16/2021	B/B	JULIE OR SAM TOTH	50.00	
637291	04/16/2021	B/R	TONY NICOL	90.00	04/23/2021
637292	04/16/2021	B/B	BARBARA OR RYAN NAGY	18.00	
637293	04/16/2021	B/R	STACY OR JAMES NEUMEYER	30.00	04/26/2021
637294	04/16/2021	B/R	BARBARA OR DAVID STEITZ	25.00	04/26/2021
637295	04/16/2021	B/R	JACK DEMPSEY	18.00	04/22/2021
637296	04/16/2021	B/B	KIRK OR ALISSA MARTELL	10.00	
637297	04/16/2021	B/B	GEORGE MORRISON	6.00	
637298	04/16/2021	B/B	JODY OR PAUL HICKS	10.00	
637299	04/16/2021	B/R	RICHARD OR JENNIFER AMBROSETTI	5.00	04/23/2021
637300	04/22/2021	W/W	ASSOCIATION OF CHRISTIAN	1,116.00	
637301	04/22/2021	W/R	ADVANCE AUTO PARTS	554.96	04/28/2021
637302	04/22/2021	W/W	AIRGAS USA, LLC	24.23	
637303	04/22/2021	W/R	AMAZON.COM	2,570.62	04/23/2021
637304	04/22/2021	W/R	ANDERSON'S	1,474.81	04/30/2021
637305	04/22/2021	W/R	ANTHONY BELSITO	477.00	04/23/2021
637306	04/22/2021	W/R	AQUACLEAR	74.85	04/26/2021
637307	04/22/2021	W/R	BAUDVILLE INC	25.93	04/27/2021
637308	04/22/2021	W/W	BLICK ART MATERIALS LLC	149.39	
637309	04/22/2021	W/R	BORDEN DAIRY	3,925.40	04/28/2021
637310	04/22/2021	W/R	BRENDA ARTHUR	19.00	04/23/2021



Date: 5/07/2021

C H E C K   R E G I S T E R  
Processing Month: April 2021  
MEDINA CITY SCHOOL DISTRICT

Page: 5  
(CHKREG)

Check#	Check Date	Org Sta	Vendor Paid	Check Amount	Status Date
637311	04/22/2021	W/R	BRENT MYERS	40.00	04/23/2021
637312	04/22/2021	W/R	BUILDERS HARDWARE SPECCLTY	227.65	04/26/2021
637313	04/22/2021	W/W	BUZZARD TOOLS LLC	24.99	
637314	04/22/2021	W/R	CENTRAL INSTRUMENT CO.	30.00	04/26/2021
637315	04/22/2021	W/R	CHARLES ROBERTSON	712.50	04/30/2021
637316	04/22/2021	W/R	CHARLOTTE KOLKE	84.10	04/23/2021
637317	04/22/2021	W/W	CINTAS CORPORATION	820.47	
637318	04/22/2021	W/W	COLUMBIA GAS OF OHIO, INC	297.46	
637319	04/22/2021	W/R	CRANDALL COMPANY, INC	88.95	04/30/2021
637320	04/22/2021	W/W	DAN FOUSER	90.00	
637321	04/22/2021	W/R	DANIEL E BARABAS	120.00	04/27/2021
637322	04/22/2021	W/R	DEMCO INC	162.05	04/28/2021
637323	04/22/2021	W/W	DR. MEGHAN BARLOW, LLC	2,750.00	
637324	04/22/2021	W/R	ENTERPRISE FLEET MGMT INC.	11,830.95	04/28/2021
637325	04/22/2021	W/R	ESC OF MEDINA COUNTY	1,350.00	04/27/2021
637326	04/22/2021	W/R	FASTENAL COMPANY	190.09	04/28/2021
637327	04/22/2021	W/R	BC TECHNOLOGIES CO	1,810.00	04/30/2021
637328	04/22/2021	W/R	FRONTIER NORTH INC	45.67	04/28/2021
637329	04/22/2021	W/R	GAMETIME	11,290.00	04/26/2021
637330	04/22/2021	W/R	GJORGI KONDEV	120.00	04/27/2021
637331	04/22/2021	W/W	GREATER CLEVELAND BASKETBALL	40.00	
637332	04/22/2021	W/R	GRIZZLY AUTO & TIRE	553.95	04/27/2021
637333	04/22/2021	W/R	GROTH MUSIC	521.79	04/28/2021
637334	04/22/2021	W/R	HUMAN RELATIONS MEDIA CTR INC	164.95	04/27/2021
637335	04/22/2021	W/R	INNOVATIVE SOLUTIONS	1,995.00	04/28/2021
637336	04/22/2021	W/W	ITINERA DOCENTIA, LLC.	1,075.00	
637337	04/22/2021	W/R	JAMES JESKEY	5.10	04/23/2021
637338	04/22/2021	W/R	JAMES V MASCARDINE	30.00	04/28/2021
637339	04/22/2021	W/R	JOHN S GRIMM, INC.	75.30	04/27/2021
637340	04/22/2021	W/R	JOHN WESTFALL JR	10.92	04/23/2021
637341	04/22/2021	W/R	JOSHEN PAPER & PACKAGING CO.	1,488.22	04/23/2021
637342	04/22/2021	W/W	KENT STATE UNIVERSITY	75.00	
637343	04/22/2021	W/R	KIM DIEZMAN	16.24	04/23/2021
637344	04/22/2021	W/R	KRIS McCONAHY	140.00	04/30/2021
637345	04/22/2021	W/R	LAKESHORE EQUIPMENT COMPANY	97.89	04/27/2021
637346	04/22/2021	W/R	LEARNING ALLY	1,980.00	04/26/2021
637347	04/22/2021	W/R	LISA BOWERS	270.00	04/28/2021
637348	04/22/2021	W/R	LODI LUMBER CO	180.18	04/26/2021
637349	04/22/2021	W/R	LORI S KELLY	3,111.00	04/23/2021
637350	04/22/2021	W/R	MACK'S, INC.	157.16	04/27/2021
637351	04/22/2021	W/R	MATH-U-SEE	345.00	04/30/2021
637352	04/22/2021	W/W	MATT MOSSBRUGER	50.00	
637353	04/22/2021	W/R	MCMASTER-CARR	183.29	04/26/2021
637354	04/22/2021	W/R	MEDINA GLASS COMPANY	517.46	04/28/2021
637355	04/22/2021	W/W	MEGAN MCVICKER	30.00	
637356	04/22/2021	W/R	MELISSA ALICE COTTAGE	382.50	04/23/2021
637357	04/22/2021	W/R	MICHAEL WESNER	2,269.46	04/23/2021
637358	04/22/2021	W/R	MIDLAND HARDWARE COMPANY	74.00	04/27/2021
637359	04/22/2021	W/R	MNJ TECHNOLOGIES DIRECT INC	916.00	04/27/2021
637360	04/22/2021	W/R	NAEIR	106.00	04/26/2021
637361	04/22/2021	W/R	NASCO	274.67	04/26/2021
637362	04/22/2021	W/R	NICKLES BAKERY	185.62	04/26/2021

Date: 5/07/2021

C H E C K   R E G I S T E R  
Processing Month: April 2021  
MEDINA CITY SCHOOL DISTRICT

Page: 6  
(CHKREG)

Check#	Check Date	Org Sta	Vendor Paid	Check Amount	Status Date
637363	04/22/2021	W/W	OHIO DEPT OF JOB &	1,092.28	
637364	04/22/2021	W/R	OHIO EDISON COMPANY	61,330.52	04/27/2021
637365	04/22/2021	W/R	ORLO AUTO PARTS INC	293.09	04/26/2021
637366	04/22/2021	W/R	OTICON INC	539.99	04/26/2021
637367	04/22/2021	W/R	P & A ADMINISTRATIVE SERVICES	377.40	04/27/2021
637368	04/22/2021	W/R	CAFETERIA-PEPSI COLA ORDERS	1,172.54	04/30/2021
637369	04/22/2021	W/R	PESI, INC.	249.99	04/28/2021
637370	04/22/2021	W/R	PETERS KALAIL & MARKAKIS CO	2,022.42	04/23/2021
637371	04/22/2021	W/R	PIONEER ATHLETICS	440.00	04/27/2021
637372	04/22/2021	W/W	POINT SPRING & DRIVESHAFT CO	520.20	
637373	04/22/2021	W/R	PSI AFFILIATES, INC.	21,656.91	04/23/2021
637374	04/22/2021	W/R	TOWER ADVERTISING PRODUCTS	304.37	04/30/2021
637375	04/22/2021	W/R	REDTREE INVESTMENT GROUP	1,596.06	04/23/2021
637376	04/22/2021	W/W	RJ VERNAK REFRIGERATION	650.00	
637377	04/22/2021	W/R	SARGENT-WELCH LLC	211.27	04/26/2021
637378	04/22/2021	W/R	SCHOLASTIC BOOK CLUBS, INC	97.00	04/28/2021
637379	04/22/2021	W/R	SCHOOL SPECIALTY, LLC.	1,075.35	04/23/2021
637380	04/22/2021	W/R	SCOTT SCRIVEN LLP	5,876.00	04/27/2021
637381	04/22/2021	W/R	SHAYNA SAMOSKY	44.30	04/23/2021
637382	04/22/2021	W/R	SHERWIN WILLIAMS COMPANY	125.13	04/28/2021
637383	04/22/2021	W/R	SHERYL SCHRADER	41.59	04/23/2021
637384	04/22/2021	W/R	STANTON'S SHEET MUSIC INC	170.76	04/26/2021
637385	04/22/2021	W/W	STATS MEDIC, LLC.	599.00	
637386	04/22/2021	W/R	STERLING PAPER CO	726.35	04/28/2021
637387	04/22/2021	W/W	SUPERIOR PETROLEUM EQUIPMENT	58.17	
637388	04/22/2021	W/W	THE CENTER FOR GIFTED STUDIES	550.00	
637389	04/22/2021	W/R	THINK SOCIAL PUBLISHING INC	2,399.94	04/27/2021
637390	04/22/2021	W/W	TES THERAPY	8,636.48	
637391	04/22/2021	W/R	WATERLOGIC AMERICAS LLC	59.95	04/27/2021
637392	04/22/2021	W/R	WELLINGTON IMPLEMENT CO., INC.	39.51	04/27/2021
637393	04/22/2021	W/R	WOLFF BROS. SUPPLY, INC.	147.89	04/26/2021
637394	04/29/2021	W/W	ZEP SALES & SERVICE	161.95	
637395	04/29/2021	W/W	ADVANCE AUTO PARTS	56.60	
637396	04/29/2021	W/W	AG-PRO OHIO, LLC	252.08	
637397	04/29/2021	W/W	AIRGAS USA, LLC	249.09	
637398	04/29/2021	W/W	ALYSSA ZOLLOS	70.00	
637399	04/29/2021	W/R	AMAZON.COM	4,421.61	04/30/2021
637400	04/29/2021	W/W	AMHERST STEELE HIGH SCHOOL	300.00	
637401	04/29/2021	W/R	ANTHONY BELSITO	297.00	04/30/2021
637402	04/29/2021	W/W	ARMSTRONG UTILITIES, INC.	500.68	
637403	04/29/2021	W/W	BARBARA A GIULIVO	20.00	
637404	04/29/2021	W/W	BAUMSPACE.COM, LLC	29.07	
637405	04/29/2021	W/W	BELLEFAIRE JEWISH CHILDREN'S	22,199.44	
637406	04/29/2021	W/W	BEREA-MIDPARK HIGH SCHOOL	300.00	
637407	04/29/2021	W/W	BLICK ART MATERIALS LLC	1,231.01	
637408	04/29/2021	W/W	BORDEN DAIRY	3,768.93	
637409	04/29/2021	W/W	BSN SPORTS LLC	1,272.00	
637410	04/29/2021	W/W	CARDINAL BUS SALES & SERV INC	50,208.30	
637411	04/29/2021	W/W	CAROLINA BIOLOGICAL SUPPLY CO.	2,419.48	
637412	04/29/2021	W/W	CDWG	57.90	
637413	04/29/2021	W/W	CENTRAL INSTRUMENT CO.	170.00	
637414	04/29/2021	W/W	CFL VENDING MACHINE REPAIR LLC	90.00	

Date: 5/07/2021

C H E C K   R E G I S T E R  
Processing Month: April 2021  
MEDINA CITY SCHOOL DISTRICT

Page: 7  
(CHKREG)

Check#	Check Date	Org Sta	Vendor Paid	Check Amount	Status Date
637415	04/29/2021	W/W	VARENTA CORP, LLC.	600.00	
637416	04/29/2021	W/W	CINTAS CORPORATION	685.84	
637417	04/29/2021	W/W	CLEVELAND COMMUNICATIONS INC	53,132.80	
637418	04/29/2021	W/W	CLEVELAND PLUMBING	172.90	
637419	04/29/2021	W/W	COCA COLA BOTTLING CO CSLDT	357.71	
637420	04/29/2021	W/W	COLORAMICS, LLC DBA OHIO CERAM	718.00	
637421	04/29/2021	W/W	COLUMBIA GAS OF OHIO, INC	7,887.10	
637422	04/29/2021	W/W	MT BUSINESS TECHNOLOGIES, INC.	471.83	
637423	04/29/2021	W/W	CQ PRINTING	350.85	
637424	04/29/2021	W/W	CRAIG LANE	70.00	
637425	04/29/2021	W/W	CRANDALL COMPANY, INC	349.80	
637426	04/29/2021	W/W	CROSS THREAD SOLUTIONS LLC	72.00	
637427	04/29/2021	W/W	CROWN TROPHY OF MEDINA	247.39	
637428	04/29/2021	W/W	CUMMINS INTERSTATE POWER INC	217.33	
637429	04/29/2021	W/W	CUYAHOGA COMMUNITY COLLEGE	3,140.89	
637430	04/29/2021	W/R	DAKTRONICS, INC.	58,827.90	04/30/2021
637431	04/29/2021	W/W	DEAN ROBLE	70.00	
637432	04/29/2021	W/W	DEMCO INC	2,680.00	
637433	04/29/2021	W/W	EDUCATIONAL SERVICE CENTER	39,490.00	
637434	04/29/2021	W/W	ELECTRICAL APPLIANCE REPAIR	207.40	
637435	04/29/2021	W/W	ESC OF MEDINA COUNTY	65,367.24	
637436	04/29/2021	W/W	FARMERS EXCHANGE CO INC	399.96	
637437	04/29/2021	W/W	FBN SYSTEMS, INC.	485.00	
637438	04/29/2021	W/W	FOLLETT SCHOOL SOLUTIONS INC	1,179.22	
637439	04/29/2021	W/W	FOWLER COMPANY	3,725.00	
637440	04/29/2021	W/W	FRONTIER NORTH INC	18,211.75	
637441	04/29/2021	W/W	GORDON FOOD SERVICE	20.99	
637442	04/29/2021	W/W	GRAINGER SUPPLY CO	297.80	
637443	04/29/2021	W/W	GUIDO W BUCCI JR	120.00	
637444	04/29/2021	W/R	HARPLEY CS LLC	990.00	04/30/2021
637445	04/29/2021	W/W	HARRIS BATTERY COMPANY INC	86.91	
637446	04/29/2021	W/W	HAUS OF LANOUE, LLC.	1,000.00	
637447	04/29/2021	W/W	IRC TEAM SPORTS	1,536.60	
637448	04/29/2021	W/R	JILL MILLER	8.37	04/30/2021
637449	04/29/2021	W/W	JOHNSON CONTROLS, INC.	3,830.08	
637450	04/29/2021	W/R	JOSHEN PAPER & PACKAGING CO.	1,170.35	04/30/2021
637451	04/29/2021	W/W	JOSTENS INC	422.19	
637452	04/29/2021	W/W	KATIE WAGNER	120.00	
637453	04/29/2021	W/W	KELE INC	84.00	
637454	04/29/2021	W/W	KEYSTONE HIGH SCHOOL	295.00	
637455	04/29/2021	W/W	LAWSON PRODUCTS, INC	249.60	
637456	04/29/2021	W/W	MURRAY RIDGE CENTER	10,789.83	
637457	04/29/2021	W/W	LORAIN COUNTY COMM. COLLEGE	200.00	
637458	04/29/2021	W/W	MARK W BOWERS	110.00	
637459	04/29/2021	W/W	MATH-U-SEE	314.00	
637460	04/29/2021	W/W	MCMASTER-CARR	85.79	
637461	04/29/2021	W/W	MEDINA ATHLETIC BOOSTER CLUB	2,137.50	
637462	04/29/2021	W/R	MEDINA CITY SCHOOLS FOUNDATION	1,000.00	04/30/2021
637463	04/29/2021	W/W	MEDINA COUNTY BOARD OF	2,896.17	
637464	04/29/2021	W/W	MEDINA GLASS COMPANY	59.95	
637465	04/29/2021	W/R	MELISSA ALICE COTTAGE	382.50	04/30/2021
637466	04/29/2021	W/W	MICHIGAN COMPANY INC	2,024.09	

Date: 5/07/2021

C H E C K   R E G I S T E R  
Processing Month: April 2021  
MEDINA CITY SCHOOL DISTRICT

Page: 8  
(CHKREG)

Check#	Check Date	Org Sta	Vendor Paid	Check Amount	Status Date
637467	04/29/2021	W/W	MIDLAND HARDWARE COMPANY	56.00	
637468	04/29/2021	W/W	MONICA HENDERSON	50.00	
637469	04/29/2021	W/W	NEONET	96,755.97	
637470	04/29/2021	W/R	NICHOLAS BRANDON MACLARREN	720.00	04/30/2021
637471	04/29/2021	W/W	NICKLES BAKERY	96.43	
637472	04/29/2021	W/W	OHIO EDISON COMPANY	20,294.83	
637473	04/29/2021	W/W	OHIO ELEVATOR AND LIFT	300.00	
637474	04/29/2021	W/W	OPERATOR TRAINING	480.00	
637475	04/29/2021	W/W	ORLO AUTO PARTS INC	61.64	
637476	04/29/2021	W/W	OTC BRANDS INC	30.66	
637477	04/29/2021	W/W	PSYCHOLOGICAL ASSESSMENT	120.00	
637478	04/29/2021	W/W	CAFETERIA-PEPSI COLA ORDERS	448.41	
637479	04/29/2021	W/W	PITNEY BOWES GLOBAL FINANCIAL	1,046.16	
637480	04/29/2021	W/W	POINT SPRING & DRIVESHAFT CO	140.64	
637481	04/29/2021	W/W	POSITIVE PROMOTIONS, INC	30.74	
637482	04/29/2021	W/W	RICHARD C JACKSON	120.00	
637483	04/29/2021	W/W	ROJEN COMPANY	152.24	
637484	04/29/2021	W/W	SC STRATEGIC SOLUTIONS LLC	240.00	
637485	04/29/2021	W/R	SCHOOL SPECIALTY, LLC.	1,602.63	04/30/2021
637486	04/29/2021	W/R	SHERYL SCHRADER	15.52	04/30/2021
637487	04/29/2021	W/W	STANTON'S SHEET MUSIC INC	93.85	
637488	04/29/2021	W/W	STAPLES INC	179.06	
637489	04/29/2021	W/W	SUMMIT COUNTY ESC	260.00	
637490	04/29/2021	W/W	TALBERT'S COMMERCIAL PRODUCTS	50.88	
637491	04/29/2021	W/W	TAYLOR CONSULTING GROUP	4,484.00	
637492	04/29/2021	W/W	TRANSPORT SERVICES INC	3,200.00	
637493	04/29/2021	W/W	TRECA DIGITAL ACADEMY	5,046.24	
637494	04/29/2021	W/W	US BANK EQUIPMENT FINANCE	11,415.00	
637495	04/29/2021	W/W	VERIZON BUSINESS	834.92	
637496	04/29/2021	W/W	VOYAGER SOPRIS LEARNING, INC	59.00	
637497	04/29/2021	W/W	WHITE HOUSE ARTESIAN SPRINGS	15.00	
637498	04/29/2021	W/W	MacGILL DISCOUNT NURSE SUPPLY	280.80	
637499	04/29/2021	W/W	WOLFF BROS. SUPPLY, INC.	1,835.32	
637500	04/29/2021	W/W	WOODRIDGE LOCAL SCHOOLS	220.00	
637501	04/29/2021	W/W	AMERICAN ARBITRATION ASSN, INC	325.00	
637502	04/29/2021	B/B	TOULA BARLOW	52.95	
637503	04/29/2021	B/B	DEENA DORAN	125.00	
637504	04/29/2021	B/B	CARL ALLEGAR	95.00	
637505	04/29/2021	B/B	DAWN BALLACHINO	125.00	
637506	04/29/2021	B/B	VICTORIA AKERS-NOVAK	95.00	
637507	04/29/2021	B/B	TINA SHAFFER	75.00	
637508	04/29/2021	B/B	NANCY VANHECKE	30.00	
942545	04/09/2021	C/C	MEMO -MEDINA CITY SCHOOLS	2,085,225.39	
942546	04/23/2021	C/C	MEMO -MEDINA CITY SCHOOLS	2,022,909.62	

Total Checks Issued

\$ 8,356,984.04



Date: 05/07/21  
Time: 10:11 am

MEDINA CITY SCHOOL DISTRICT  
Appropriation Account Summary  
SORTED BY FUND-SCC

Page: 1  
(APPSUM)

FYTD Appropriated	Prior FY Carryover Encumbrances	FYTD Expendable	FYTD Actual Expenditures	MTD Actual Expenditures	Current Encumbrances	FYTD Unencumbered Balance	FYTD Percent Exp/Enc
*****TOTAL FOR FUND-SCC 001 0000 (GENERAL FUND):							
78,955,213.00	977,435.17	79,932,648.17	62,836,515.15	6,326,375.99	2,214,879.14	14,881,253.88	81.38
=====							
*****TOTAL FOR FUND-SCC 002 9000 (BOND RETIREMENT - NEW ELEM/SR HIGH):							
4,296,036.50	0.00	4,296,036.50	3,711,829.46	32,877.67	573,143.25	11,063.79	99.74
=====							
*****TOTAL FOR FUND-SCC 002 9012 (LOCAL SALES TAX RETIREMENT OF COPS):							
1,741,187.50	0.00	1,741,187.50	1,309,243.75	0.00	428,193.75	3,750.00	99.78
=====							
*****TOTAL FOR FUND-SCC 002 9014 (CONSOLIDATION - ENERGY & TRANSP NOTES):							
337,756.25	0.00	337,756.25	337,756.24	9,212.50	0.00	0.01	100.00
=====							
*****TOTAL FOR FUND-SCC 003 9000 (PERMANENT IMPROVEMENT FUND):							
13,601.14	0.00	13,601.14	0.00	0.00	0.00	13,601.14	0.00
=====							
*****TOTAL FOR FUND-SCC 003 9001 (MEDINA CITY REC CENTER-PERMANENT IMPROV.):							
200,000.00	3,236.25	203,236.25	72,049.63	9,149.86-	155,448.90	24,262.28-	111.94
=====							
*****TOTAL FOR FUND-SCC 006 0000 (LUNCHROOM FUND):							
2,604,583.56	57,425.93	2,662,009.49	1,597,943.30	183,365.58	131,830.89	932,235.30	64.98
=====							
*****TOTAL FOR FUND-SCC 007 9004 (COLLINS SCHOLARSHIP/POST-GRADUATE):							
18,000.00	0.00	18,000.00	0.00	0.00	18,000.00	0.00	100.00
=====							
*****TOTAL FOR FUND-SCC 007 9111 (CHARLES STANGEL SCHOLARSHIP FUND):							
500.00	0.00	500.00	0.00	0.00	0.00	500.00	0.00
=====							
*****TOTAL FOR FUND-SCC 007 9333 (RIOS STUDENT LEADER SCHOLAR.):							
4,000.00	0.00	4,000.00	0.00	0.00	4,000.00	0.00	100.00
=====							

Date: 05/07/21  
Time: 10:11 am

MEDINA CITY SCHOOL DISTRICT  
Appropriation Account Summary  
SORTED BY FUND-SCC

Page: 2  
(APPSUM)

FYTD Appropriated	Prior FY Carryover Encumbrances	FYTD Expendable	FYTD Actual Expenditures	MTD Actual Expenditures	Current Encumbrances	FYTD Unencumbered Balance	FYTD Percent Exp/Enc
*****TOTAL FOR FUND-SCC 008 9002 (KANEHL MUSIC TRUST):							
250.00	0.00	250.00	0.00	0.00	250.00	0.00	100.00
=====							
*****TOTAL FOR FUND-SCC 008 9003 (RICHARD HOFFMAN COLLINS MEMORIAL SCHOLARSHIP ):							
30,000.00	0.00	30,000.00	0.00	0.00	0.00	30,000.00	0.00
=====							
*****TOTAL FOR FUND-SCC 008 9112 (ELAINE BUSHMAN FUND):							
400.00	0.00	400.00	0.00	0.00	400.00	0.00	100.00
=====							
*****TOTAL FOR FUND-SCC 009 9000 (STAR):							
35,912.71	0.00	35,912.71	28,068.00	0.00	0.00	7,844.71	78.16
=====							
*****TOTAL FOR FUND-SCC 009 9110 (UNIFORM SUPPLIES GARFIELD):							
6,206.00	0.00	6,206.00	5,058.02	413.51	1,006.92	141.06	97.73
=====							
*****TOTAL FOR FUND-SCC 009 9120 (UNIFORM SUPPLIES - CANAVAN):							
11,096.00	0.00	11,096.00	7,948.07	101.66	2,853.73	294.20	97.35
=====							
*****TOTAL FOR FUND-SCC 009 9130 (UNIFORM SUPPLIES - FENN):							
14,059.29	0.00	14,059.29	13,140.05	6.30	890.21	29.03	99.79
=====							
*****TOTAL FOR FUND-SCC 009 9140 (UNIFORM SUPPLIES - HERITAGE):							
10,236.00	0.00	10,236.00	6,303.19	28.98	912.68	3,020.13	70.50
=====							
*****TOTAL FOR FUND-SCC 009 9160 (UNIFORM SUPPLIES - BLAKE):							
11,422.00	0.00	11,422.00	10,587.06	2,433.30	717.04	117.90	98.97
=====							
*****TOTAL FOR FUND-SCC 009 9170 (UNIFORM SUPPLIES - RALPH WAITE ELEMENTARY):							
14,448.00	0.00	14,448.00	12,153.97	1,150.21	2,013.13	280.90	98.06
=====							

Date: 05/07/21  
Time: 10:11 am

MEDINA CITY SCHOOL DISTRICT  
Appropriation Account Summary  
SORTED BY FUND-SCC

Page: 3  
(APPSUM)

FYTD Appropriated	Prior FY Carryover Encumbrances	FYTD Expendable	FYTD Actual Expenditures	MTD Actual Expenditures	Current Encumbrances	FYTD Unencumbered Balance	FYTD Percent Exp/Enc
*****TOTAL FOR FUND-SCC 009 9180 (UNIFORM SUPPLIES - ELIZA NORTHROP ELEMENTARY ):							
12,418.00	0.00	12,418.00	10,921.33	0.00	65.85	1,430.82	88.48
=====							
*****TOTAL FOR FUND-SCC 009 9200 (UNIFORM SUPPLIES - CLAGGETT MIDDLE SCHOOL):							
28,210.00	0.00	28,210.00	24,015.23	3,226.36	1,454.33	2,740.44	90.29
=====							
*****TOTAL FOR FUND-SCC 009 9210 (UNIFORM SUPPLIES - A.I. ROOT MIDDLE SCHOOL):							
23,253.00	0.00	23,253.00	18,323.42	1,577.67	2,814.59	2,114.99	90.90
=====							
*****TOTAL FOR FUND-SCC 009 9300 (UNIFORM SUPPLIES - SENIOR HIGH SCHOOL):							
180,156.00	15,778.55	195,934.55	64,384.75	8,161.01	21,370.80	110,179.00	43.77
=====							
*****TOTAL FOR FUND-SCC 014 9016 (MEDINA CNTY JUV DET CNTR):							
313,822.00	0.00	313,822.00	260,655.35	24,046.75	0.00	53,166.65	83.06
=====							
*****TOTAL FOR FUND-SCC 014 9116 (EVOLVE):							
1,136,475.00	782.79	1,137,257.79	828,891.15	75,318.18	59,212.63	249,154.01	78.09
=====							
*****TOTAL FOR FUND-SCC 016 0000 (EMERGENCY LEVY):							
6,268,587.41	357,885.89	6,626,473.30	7,234,740.34	763,428.23	267,785.81	876,052.85	113.22
=====							
*****TOTAL FOR FUND-SCC 018 9000 (PUBLIC SCHOOL SUPPORT - SUPERINTENDENT):							
10.00	0.00	10.00	0.00	0.00	0.00	10.00	0.00
=====							
*****TOTAL FOR FUND-SCC 018 9110 (PRINCIPAL'S FUND - GARFIELD):							
15,600.00	0.00	15,600.00	7,383.52	2,417.58	2,809.42	5,407.06	65.34
=====							
*****TOTAL FOR FUND-SCC 018 9113 (GARFIELD MEDIA CENTER):							
2,100.00	0.00	2,100.00	0.00	0.00	0.00	2,100.00	0.00
=====							

Date: 05/07/21  
Time: 10:11 am

MEDINA CITY SCHOOL DISTRICT  
Appropriation Account Summary  
SORTED BY FUND-SCC

Page: 4  
(APPSUM)

FYTD Appropriated	Prior FY Carryover Encumbrances	FYTD Expendable	FYTD Actual Expenditures	MTD Actual Expenditures	Current Encumbrances	FYTD Unencumbered Balance	FYTD Percent Exp/Enc
*****TOTAL FOR FUND-SCC 018 9120 (PRINCIPAL - CANAVAN):							
10,426.00	621.00	11,047.00	4,803.28	192.60	2,711.43	3,532.29	68.02
=====							
*****TOTAL FOR FUND-SCC 018 9123 (BOOK FAIR - CANAVAN):							
5,060.00	0.00	5,060.00	0.00	0.00	0.00	5,060.00	0.00
=====							
*****TOTAL FOR FUND-SCC 018 9130 (PRINCIPAL - FENN):							
19,000.00	0.00	19,000.00	7,264.97	580.40	3,150.60	8,584.43	54.82
=====							
*****TOTAL FOR FUND-SCC 018 9132 (FENN SCHOOL STORE):							
1,460.83	0.00	1,460.83	1,460.83	0.00	0.00	0.00	100.00
=====							
*****TOTAL FOR FUND-SCC 018 9133 (BOOK FAIR - FENN):							
150.00	0.00	150.00	34.30	0.00	0.00	115.70	22.87
=====							
*****TOTAL FOR FUND-SCC 018 9140 (PRINCIPAL'S FUND - HERITAGE):							
26,750.00	0.00	26,750.00	9,000.75	176.20	3,880.80	13,868.45	48.16
=====							
*****TOTAL FOR FUND-SCC 018 9143 (HERITAGE MEDIA CENTER):							
6,000.00	0.00	6,000.00	0.00	0.00	0.00	6,000.00	0.00
=====							
*****TOTAL FOR FUND-SCC 018 9160 (PRINCIPAL'S FUND - H G BLAKE):							
19,400.00	3,733.99	23,133.99	12,650.58	633.00	7,202.20	3,281.21	85.82
=====							
*****TOTAL FOR FUND-SCC 018 9161 (PBIS - BLAKE):							
5,000.00	0.00	5,000.00	0.00	0.00	1,377.50	3,622.50	27.55
=====							
*****TOTAL FOR FUND-SCC 018 9163 (BLAKE MEDIA CENTER):							
10,000.00	0.00	10,000.00	50.00	0.00	0.00	9,950.00	0.50
=====							



Date: 05/07/21  
Time: 10:11 am

MEDINA CITY SCHOOL DISTRICT  
Appropriation Account Summary  
SORTED BY FUND-SCC

Page: 5  
(APPSUM)

FYTD Appropriated	Prior FY Carryover Encumbrances	FYTD Expendable	FYTD Actual Expenditures	MTD Actual Expenditures	Current Encumbrances	FYTD Unencumbered Balance	FYTD Percent Exp/Enc
*****TOTAL FOR FUND-SCC 018 9170 (PRINCIPALS FUND - RALPH WAITE ELEMENTARY):							
20,300.00	0.00	20,300.00	944.29	138.79	611.21	18,744.50	7.66
=====							
*****TOTAL FOR FUND-SCC 018 9171 (WAITE SCHOOL STORE):							
30.00	0.00	30.00	0.00	0.00	0.00	30.00	0.00
=====							
*****TOTAL FOR FUND-SCC 018 9173 (MEDIA CENTER RALPH WAITE ELEMENTARY):							
10,000.00	0.00	10,000.00	0.00	0.00	0.00	10,000.00	0.00
=====							
*****TOTAL FOR FUND-SCC 018 9180 (PRINCIPALS FUND ELIZA NORTHROP ELEMENTARY):							
27,100.00	0.00	27,100.00	7,279.20	298.02	2,105.20	17,715.60	34.63
=====							
*****TOTAL FOR FUND-SCC 018 9183 (MEDIA CENTER ELIZA NORTHROP ELEMENTARY):							
5,000.00	0.00	5,000.00	0.00	0.00	0.00	5,000.00	0.00
=====							
*****TOTAL FOR FUND-SCC 018 9200 (PRINCIPAL'S FUND - CLAGGETT M.S.):							
29,200.00	0.00	29,200.00	10,154.09	1,474.60	2,183.25	16,862.66	42.25
=====							
*****TOTAL FOR FUND-SCC 018 9203 (CLAGGETT M.S. MEDIA CENTER):							
3,200.00	0.00	3,200.00	78.11-	0.00	1,000.00	2,278.11	28.81
=====							
*****TOTAL FOR FUND-SCC 018 9210 (PRINCIPAL'S FUND - ROOT M.S.):							
26,552.00	42.00	26,594.00	1,905.15	50.00	15,348.79	9,340.06	64.88
=====							
*****TOTAL FOR FUND-SCC 018 9211 (ROOT M.S. MEDIA CENTER):							
3,060.00	0.00	3,060.00	50.00	0.00	0.00	3,010.00	1.63
=====							
*****TOTAL FOR FUND-SCC 018 9300 (PRINCIPAL'S FUND - SENIOR HIGH):							
28,981.00	400.00	29,381.00	2,738.01	484.00	25,945.76	697.23	97.63
=====							

Date: 05/07/21  
Time: 10:11 am

MEDINA CITY SCHOOL DISTRICT  
Appropriation Account Summary  
SORTED BY FUND-SCC

Page: 6  
(APPSUM)

FYTD Appropriated	Prior FY Carryover Encumbrances	FYTD Expendable	FYTD Actual Expenditures	MTD Actual Expenditures	Current Encumbrances	FYTD Unencumbered Balance	FYTD Percent Exp/Enc
*****TOTAL FOR FUND-SCC 018 9301 (MEDIA CENTER FUND):							
0.00	0.00	0.00	50.00-	0.00	0.00	50.00	0.00
=====							
*****TOTAL FOR FUND-SCC 018 9303 (PERFORMING ARTS CENTER):							
44,650.00	0.00	44,650.00	5,739.34	0.00	34,878.08	4,032.58	90.97
=====							
*****TOTAL FOR FUND-SCC 018 9304 (BUZZ):							
14,400.00	0.00	14,400.00	1,304.69	104.73	12,976.55	118.76	99.18
=====							
*****TOTAL FOR FUND-SCC 018 9306 (FEED THE BEES):							
6,000.00	1,900.17	7,900.17	3,018.60	334.10	3,122.00	1,759.57	77.73
=====							
*****TOTAL FOR FUND-SCC 018 9900 (INSERVICE - CENTRAL):							
2,221.00	0.00	2,221.00	0.00	0.00	0.00	2,221.00	0.00
=====							
*****TOTAL FOR FUND-SCC 018 9901 (PUBLIC SCHOOL SUPPORT - INSTRUCTION DEPT.):							
552.00	0.00	552.00	0.00	0.00	0.00	552.00	0.00
=====							
*****TOTAL FOR FUND-SCC 018 9902 (INSERVICE - SUPERINTENDENT):							
14,833.00	0.00	14,833.00	0.00	0.00	0.00	14,833.00	0.00
=====							
*****TOTAL FOR FUND-SCC 018 9903 (BOARD/STUDENT DEVELOPMENT):							
1,680.00	0.00	1,680.00	0.00	0.00	0.00	1,680.00	0.00
=====							
*****TOTAL FOR FUND-SCC 018 9904 (WELLNESS FUND):							
301.00	0.00	301.00	0.00	0.00	0.00	301.00	0.00
=====							
*****TOTAL FOR FUND-SCC 018 9906 (COMMUNICATIONS - PUBLIC SCHOOL SUPPORT):							
3,800.00	0.00	3,800.00	3,255.00	0.00	0.00	545.00	85.66
=====							

Date: 05/07/21  
Time: 10:11 am

MEDINA CITY SCHOOL DISTRICT  
Appropriation Account Summary  
SORTED BY FUND-SCC

Page: 7  
(APPSUM)

FYTD Appropriated	Prior FY Carryover Encumbrances	FYTD Expendable	FYTD Actual Expenditures	MTD Actual Expenditures	Current Encumbrances	FYTD Unencumbered Balance	FYTD Percent Exp/Enc
*****TOTAL FOR FUND-SCC 018 9907 (STEAM - SUMMER ENRICHMENT):							
4,316.00	0.00	4,316.00	0.00	0.00	0.00	4,316.00	0.00
=====							
*****TOTAL FOR FUND-SCC 018 9914 (END OF YEAR):							
1,500.00	0.00	1,500.00	0.00	0.00	0.00	1,500.00	0.00
=====							
*****TOTAL FOR FUND-SCC 018 9915 (BIKE TO SCHOOL):							
1,500.00	0.00	1,500.00	0.00	0.00	0.00	1,500.00	0.00
=====							
*****TOTAL FOR FUND-SCC 018 9916 (SPIRIT NIGHT):							
2,100.00	0.00	2,100.00	0.00	0.00	0.00	2,100.00	0.00
=====							
*****TOTAL FOR FUND-SCC 018 9918 (FAMILY FIRST):							
900.00	0.00	900.00	0.00	0.00	0.00	900.00	0.00
=====							
*****TOTAL FOR FUND-SCC 018 9919 (STUDENT ART SHOW):							
300.00	0.00	300.00	61.10	0.00	238.90	0.00	100.00
=====							
*****TOTAL FOR FUND-SCC 018 9920 (TRSP FUND):							
300.00	0.00	300.00	0.00	0.00	300.00	0.00	100.00
=====							
*****TOTAL FOR FUND-SCC 018 9930 (Resource Connection):							
900.00	0.00	900.00	0.00	0.00	0.00	900.00	0.00
=====							
*****TOTAL FOR FUND-SCC 019 9000 (ADAMH GRANT):							
6,000.00	0.00	6,000.00	0.00	0.00	1,159.00	4,841.00	19.32
=====							
*****TOTAL FOR FUND-SCC 019 9121 (ADAMH GRANT):							
40,888.00	0.00	40,888.00	0.00	0.00	40,000.00	888.00	97.83
=====							

Date: 05/07/21  
Time: 10:11 am

MEDINA CITY SCHOOL DISTRICT  
Appropriation Account Summary  
SORTED BY FUND-SCC

Page: 8  
(APPSUM)

FYTD Appropriated	Prior FY Carryover Encumbrances	FYTD Expendable	FYTD Actual Expenditures	MTD Actual Expenditures	Current Encumbrances	FYTD Unencumbered Balance	FYTD Percent Exp/Enc
*****TOTAL FOR FUND-SCC 019 9221 (TRANSITION MINI-GRANT):							
1,899.90	0.00	1,899.90	1,896.65	1,756.75	0.00	3.25	99.83
=====							
*****TOTAL FOR FUND-SCC 019 9301 (PPG GRANT - ROBOTICS):							
1,000.00	0.00	1,000.00	543.53	543.53	456.47	0.00	100.00
=====							
*****TOTAL FOR FUND-SCC 020 9001 (TRANSPORTATION ENTERPRISE):							
15,000.00	6,328.37	21,328.37	21,131.27	1,250.85	0.00	197.10	99.08
=====							
*****TOTAL FOR FUND-SCC 022 9000 (Unclaimed funds):							
10,000.00	0.00	10,000.00	1,723.11	0.00	8,276.89	0.00	100.00
=====							
*****TOTAL FOR FUND-SCC 022 9300 (OH HIGH SCHOOL ATH ASSOC FUND):							
37,500.00	0.00	37,500.00	12,737.93	5,572.92	0.00	24,762.07	33.97
=====							
*****TOTAL FOR FUND-SCC 024 9001 (MEDICAL AND DRUG/SELF INSURANCE FUNDS):							
9,102,203.00	0.00	9,102,203.00	8,259,940.01	823,875.91	2,692,229.38	1,849,966.39-	120.32
=====							
*****TOTAL FOR FUND-SCC 024 9002 (DENTAL SELF INSURANCE FUNDS):							
680,000.00	0.00	680,000.00	524,581.97	53,027.50	116,972.50	38,445.53	94.35
=====							
*****TOTAL FOR FUND-SCC 024 9094 (FLEX PRO):							
215,363.00	410.70	215,773.70	162,172.11	14,996.52	54,095.29	493.70-	100.23
=====							
*****TOTAL FOR FUND-SCC 027 0000 (WORKMANS COMP.-SELF INS):							
185,991.00	0.00	185,991.00	146,093.41	7,831.45	49,962.92	10,065.33-	105.41
=====							
*****TOTAL FOR FUND-SCC 071 9013 (LOCAL SALES TAX PERMANENT IMPROVEMENTS):							
3,490,972.50	1,050,083.63	4,541,056.13	3,076,923.33	139,020.01	328,116.15	1,136,016.65	74.98
=====							

Date: 05/07/21  
Time: 10:11 am

MEDINA CITY SCHOOL DISTRICT  
Appropriation Account Summary  
SORTED BY FUND-SCC

Page: 9  
(APPSUM)

FYTD Appropriated	Prior FY Carryover Encumbrances	FYTD Expendable	FYTD Actual Expenditures	MTD Actual Expenditures	Current Encumbrances	FYTD Unencumbered Balance	FYTD Percent Exp/Enc
*****TOTAL FOR FUND-SCC 200 9110 (GARFIELD STUDENT COUNCIL/K-KIDS CLUB):							
300.00	0.00	300.00	0.00	0.00	150.00	150.00	50.00
=====							
*****TOTAL FOR FUND-SCC 200 9111 (GARFIELD CHESS CLUB):							
200.00	0.00	200.00	0.00	0.00	0.00	200.00	0.00
=====							
*****TOTAL FOR FUND-SCC 200 9121 (ELLA CANAVAN STUDENT COUNCIL):							
234.00	0.00	234.00	0.00	0.00	200.00	34.00	85.47
=====							
*****TOTAL FOR FUND-SCC 200 9185 (K-KIDS KIWANIS ACTIVITY CLUB-NORTHROP):							
1,500.00	0.00	1,500.00	0.00	0.00	0.00	1,500.00	0.00
=====							
*****TOTAL FOR FUND-SCC 200 9202 (CLAGGETT MIDDLE SCH. STUDENT COUNCIL):							
2,186.00	0.00	2,186.00	207.73	0.00	892.00	1,086.27	50.31
=====							
*****TOTAL FOR FUND-SCC 200 9205 (CLAGGETT MIDDLE SCH. BUILDERS CLUB):							
311.00	0.00	311.00	0.00	0.00	0.00	311.00	0.00
=====							
*****TOTAL FOR FUND-SCC 200 9209 (CLAGGETT MIDDLE SCHOOL DRAMA CLUB):							
4,953.50	0.00	4,953.50	0.00	0.00	0.00	4,953.50	0.00
=====							
*****TOTAL FOR FUND-SCC 200 9253 (BUILDERS' CLUB - ROOT M.S.):							
2,000.00	0.00	2,000.00	0.00	0.00	1,700.00	300.00	85.00
=====							
*****TOTAL FOR FUND-SCC 200 9254 (HONORS ACADEMY - ROOT):							
4,000.00	0.00	4,000.00	385.00	0.00	2,000.00	1,615.00	59.63
=====							
*****TOTAL FOR FUND-SCC 200 9256 (DRAMA CLUB - ROOT M.S.):							
4,250.00	0.00	4,250.00	0.00	0.00	0.00	4,250.00	0.00
=====							

Date: 05/07/21  
Time: 10:11 am

MEDINA CITY SCHOOL DISTRICT  
Appropriation Account Summary  
SORTED BY FUND-SCC

Page: 10  
(APPSUM)

FYTD Appropriated	Prior FY Carryover Encumbrances	FYTD Expendable	FYTD Actual Expenditures	MTD Actual Expenditures	Current Encumbrances	FYTD Unencumbered Balance	FYTD Percent Exp/Enc
*****TOTAL FOR FUND-SCC 200 9258 (STUDENT COUNCIL - ROOT M.S.):							
2,050.00	0.00	2,050.00	60.00	60.00	1,700.48	289.52	85.88
=====							
*****TOTAL FOR FUND-SCC 200 9301 (YOUNG AMERICANS FOR FREEDOM):							
55.00	0.00	55.00	53.05	0.00	0.00	1.95	96.45
=====							
*****TOTAL FOR FUND-SCC 200 9302 (ART CLUB):							
800.00	0.00	800.00	0.00	0.00	0.00	800.00	0.00
=====							
*****TOTAL FOR FUND-SCC 200 9303 (CULTURAL EXPLORATION):							
60.00	0.00	60.00	0.00	0.00	60.00	0.00	100.00
=====							
*****TOTAL FOR FUND-SCC 200 9305 (CHEMCLUB):							
1,575.00	0.00	1,575.00	1,566.46	0.00	0.00	8.54	99.46
=====							
*****TOTAL FOR FUND-SCC 200 9307 (VOCAL):							
38,000.00	0.00	38,000.00	10,619.93	1,238.11	25,767.19	1,612.88	95.76
=====							
*****TOTAL FOR FUND-SCC 200 9309 (IMPROV CLUB):							
2,700.00	0.00	2,700.00	0.00	0.00	2,700.00	0.00	100.00
=====							
*****TOTAL FOR FUND-SCC 200 9312 (DRAMA CLUB):							
17,000.00	0.00	17,000.00	2,717.79	0.00	300.00	13,982.21	17.75
=====							
*****TOTAL FOR FUND-SCC 200 9314 (MEDINA OUTDOORS CLUB):							
450.00	0.00	450.00	0.00	0.00	450.00	0.00	100.00
=====							
*****TOTAL FOR FUND-SCC 200 9315 (FELLOWSHIP OF CHRISTIAN ATHLETES):							
700.00	0.00	700.00	0.00	0.00	700.00	0.00	100.00
=====							



Date: 05/07/21  
Time: 10:11 am

MEDINA CITY SCHOOL DISTRICT  
Appropriation Account Summary  
SORTED BY FUND-SCC

Page: 11  
(APPSUM)

FYTD Appropriated	Prior FY Carryover Encumbrances	FYTD Expendable	FYTD Actual Expenditures	MTD Actual Expenditures	Current Encumbrances	FYTD Unencumbered Balance	FYTD Percent Exp/Enc
*****TOTAL FOR FUND-SCC 200 9318 (GIRLS LEADERSHIP CLUB):							
3,100.00	0.00	3,100.00	0.00	0.00	3,100.00	0.00	100.00
=====							
*****TOTAL FOR FUND-SCC 200 9321 (KEY CLUB):							
10,000.00	0.00	10,000.00	3,187.79	0.00	6,812.21	0.00	100.00
=====							
*****TOTAL FOR FUND-SCC 200 9323 (MEDINAMITE):							
2,000.00	279.00	2,279.00	0.00	0.00	2,000.00	279.00	87.76
=====							
*****TOTAL FOR FUND-SCC 200 9324 (MEDINIAN):							
11,000.00	0.00	11,000.00	555.44	0.00	10,444.56	0.00	100.00
=====							
*****TOTAL FOR FUND-SCC 200 9325 (MHS BAND):							
23,000.00	6,721.26	29,721.26	2,416.72	0.00	14,360.29	12,944.25	56.45
=====							
*****TOTAL FOR FUND-SCC 200 9326 (NATIONAL HONOR SOCIETY):							
3,500.00	0.00	3,500.00	505.00	505.00	2,995.00	0.00	100.00
=====							
*****TOTAL FOR FUND-SCC 200 9327 (ORCHESTRA):							
3,000.00	2,305.99	5,305.99	295.00	0.00	2,705.00	2,305.99	56.54
=====							
*****TOTAL FOR FUND-SCC 200 9330 (SCIENCE OLYMPIAD CLUB):							
2,120.00	0.00	2,120.00	732.94	0.00	1,387.06	0.00	100.00
=====							
*****TOTAL FOR FUND-SCC 200 9332 (SPANISH CLUB):							
5,280.00	0.00	5,280.00	0.00	0.00	5,280.00	0.00	100.00
=====							
*****TOTAL FOR FUND-SCC 200 9333 (STUDENT COUNCIL):							
60,000.00	0.00	60,000.00	2,636.77	1,279.54	55,958.23	1,405.00	97.66
=====							

Date: 05/07/21  
Time: 10:11 am

MEDINA CITY SCHOOL DISTRICT  
Appropriation Account Summary  
SORTED BY FUND-SCC

Page: 12  
(APPSUM)

FYTD Appropriated	Prior FY Carryover Encumbrances	FYTD Expendable	FYTD Actual Expenditures	MTD Actual Expenditures	Current Encumbrances	FYTD Unencumbered Balance	FYTD Percent Exp/Enc
*****TOTAL FOR FUND-SCC 200 9335 (LATIN CLUB):							
5,500.00	0.00	5,500.00	168.00	0.00	5,332.00	0.00	100.00
=====							
*****TOTAL FOR FUND-SCC 200 9337 (AMERICAN SIGN LANGUAGE CLUB):							
150.00	0.00	150.00	0.00	0.00	150.00	0.00	100.00
=====							
*****TOTAL FOR FUND-SCC 200 9339 (SPEECH/DEBATE CLUB):							
28,500.00	0.00	28,500.00	2,595.99	0.00	25,904.00	0.01	100.00
=====							
*****TOTAL FOR FUND-SCC 200 9340 (STUDENT'S H.O.P.E.):							
1,000.00	0.00	1,000.00	82.90	0.00	974.60	57.50-	105.75
=====							
*****TOTAL FOR FUND-SCC 200 9346 (PENGUIN BOWL/NOSB):							
500.00	0.00	500.00	0.00	0.00	500.00	0.00	100.00
=====							
*****TOTAL FOR FUND-SCC 200 9350 (TECHNOLOGY CLUB):							
1,800.00	0.00	1,800.00	0.00	0.00	1,800.00	0.00	100.00
=====							
*****TOTAL FOR FUND-SCC 200 9352 (VIDEO CLUB - SR HI):							
6,000.00	0.00	6,000.00	234.49	0.00	5,765.51	0.00	100.00
=====							
*****TOTAL FOR FUND-SCC 200 9353 (CHINESE CLUB):							
500.00	0.00	500.00	0.00	0.00	500.00	0.00	100.00
=====							
*****TOTAL FOR FUND-SCC 200 9355 (GENDER AND SEXUALITY ALLIANCE):							
800.00	0.00	800.00	0.00	0.00	800.00	0.00	100.00
=====							
*****TOTAL FOR FUND-SCC 200 9380 (V O F T):							
10,000.00	0.00	10,000.00	0.00	0.00	10,000.00	0.00	100.00
=====							

Date: 05/07/21  
Time: 10:11 am

MEDINA CITY SCHOOL DISTRICT  
Appropriation Account Summary  
SORTED BY FUND-SCC

Page: 13  
(APPSUM)

FYTD Appropriated	Prior FY Carryover Encumbrances	FYTD Expendable	FYTD Actual Expenditures	MTD Actual Expenditures	Current Encumbrances	FYTD Unencumbered Balance	FYTD Percent Exp/Enc
*****TOTAL FOR FUND-SCC 200 9419 (CLASS OF 2019):							
2,247.55	2,247.55	4,495.10	2,320.01	0.00	0.00	2,175.09	51.61
=====							
*****TOTAL FOR FUND-SCC 200 9420 (CLASS OF 2020):							
11,113.24	0.00	11,113.24	1,871.99	0.00	9,241.25	0.00	100.00
=====							
*****TOTAL FOR FUND-SCC 200 9421 (CLASS OF 2021):							
20,000.00	0.00	20,000.00	11,201.83	84.10	3,295.13	5,503.04	72.48
=====							
*****TOTAL FOR FUND-SCC 200 9422 (CLASS OF 2022):							
48,000.00	0.00	48,000.00	1,511.10	1,474.81	46,488.90	0.00	100.00
=====							
*****TOTAL FOR FUND-SCC 200 9423 (CLASS OF 2023):							
4,800.00	0.00	4,800.00	29.89	0.00	4,770.11	0.00	100.00
=====							
*****TOTAL FOR FUND-SCC 200 9424 (CLASS OF 2024):							
1,800.00	0.00	1,800.00	0.00	0.00	0.00	1,800.00	0.00
=====							
*****TOTAL FOR FUND-SCC 300 0000 (ATHLETIC FUND):							
386,101.00	10,519.89	396,620.89	234,659.64	50,403.81	45,257.22	116,704.03	70.58
=====							
*****TOTAL FOR FUND-SCC 300 9110 (GARFIELD FIELD TRIPS):							
8,600.00	0.00	8,600.00	515.92-	0.00	0.00	9,115.92	6.00-
=====							
*****TOTAL FOR FUND-SCC 300 9120 (CANAVAN FIELD TRIP):							
6,966.00	0.00	6,966.00	600.00	600.00	1,800.00	4,566.00	34.45
=====							
*****TOTAL FOR FUND-SCC 300 9140 (HERITAGE FIELD TRIPS):							
4,537.00	0.00	4,537.00	0.00	0.00	0.00	4,537.00	0.00
=====							

Date: 05/07/21  
Time: 10:11 am

MEDINA CITY SCHOOL DISTRICT  
Appropriation Account Summary  
SORTED BY FUND-SCC

Page: 14  
(APPSUM)

FYTD Appropriated	Prior FY Carryover Encumbrances	FYTD Expendable	FYTD Actual Expenditures	MTD Actual Expenditures	Current Encumbrances	FYTD Unencumbered Balance	FYTD Percent Exp/Enc
*****TOTAL FOR FUND-SCC 300 9160 (BLAKE FIELD TRIPS):							
5,000.00	0.00	5,000.00	0.00	0.00	0.00	5,000.00	0.00
=====							
*****TOTAL FOR FUND-SCC 300 9180 (NORTHROP FIELD TRIPS):							
6,900.00	0.00	6,900.00	0.00	0.00	0.00	6,900.00	0.00
=====							
*****TOTAL FOR FUND-SCC 300 9201 (CLAGGETT MIDDLE SCH. BAND FUND):							
40,000.00	0.00	40,000.00	1,658.10	452.21	36,000.00	2,341.90	94.15
=====							
*****TOTAL FOR FUND-SCC 300 9250 (ROOT M.S. BAND FUND):							
21,500.00	0.00	21,500.00	313.86	0.00	17,500.00	3,686.14	82.86
=====							
*****TOTAL FOR FUND-SCC 300 9253 (ROOT M.S. BEEHIVE):							
300.00	0.00	300.00	0.00	0.00	0.00	300.00	0.00
=====							
*****TOTAL FOR FUND-SCC 300 9258 (ROOT - DISTRICT SUPERVISED ACTIVITIES):							
123,438.00	0.00	123,438.00	0.00	0.00	0.00	123,438.00	0.00
=====							
*****TOTAL FOR FUND-SCC 300 9301 (BOWLING CLUB):							
4,000.00	2,187.15	6,187.15	1,910.99	0.00	0.00	4,276.16	30.89
=====							
*****TOTAL FOR FUND-SCC 300 9302 (MENS VOLLEYBALL):							
9,360.00	0.00	9,360.00	1,580.00	1,580.00	7,380.00	400.00	95.73
=====							
*****TOTAL FOR FUND-SCC 300 9303 (HUDDLE/SHUDDLE):							
2,700.00	0.00	2,700.00	873.17	107.72	1,826.83	0.00	100.00
=====							
*****TOTAL FOR FUND-SCC 300 9304 (LINK CREW):							
5,250.00	0.00	5,250.00	1,501.00	0.00	3,749.00	0.00	100.00
=====							

Date: 05/07/21  
Time: 10:11 am

MEDINA CITY SCHOOL DISTRICT  
Appropriation Account Summary  
SORTED BY FUND-SCC

Page: 15  
(APPSUM)

FYTD Appropriated	Prior FY Carryover Encumbrances	FYTD Expendable	FYTD Actual Expenditures	MTD Actual Expenditures	Current Encumbrances	FYTD Unencumbered Balance	FYTD Percent Exp/Enc
*****TOTAL FOR FUND-SCC 300 9313 (MUSICAL):							
11,300.00	0.00	11,300.00	990.75	940.75	10,209.25	100.00	99.12
=====							
*****TOTAL FOR FUND-SCC 300 9334 (BEEHIVE CAFE):							
26,500.00	6,736.54	33,236.54	838.87	0.00	3,861.13	28,536.54	14.14
=====							
*****TOTAL FOR FUND-SCC 300 9390 (GLOBAL TRIPS):							
7,500.00	0.00	7,500.00	0.00	0.00	7,500.00	0.00	100.00
=====							
*****TOTAL FOR FUND-SCC 300 9410 (SPARKLE CHEERLEADING):							
5,310.00	0.00	5,310.00	0.00	0.00	0.00	5,310.00	0.00
=====							
*****TOTAL FOR FUND-SCC 401 9010 (AUXILIARY FUNDS/ST FRANCIS):							
71,368.21	38,176.16	109,544.37	109,544.37	0.00	0.00	0.00	100.00
=====							
*****TOTAL FOR FUND-SCC 401 9011 (AUXILIARY FUNDS/ST FRANCIS):							
403,543.14	0.00	403,543.14	214,003.30	28,054.17	45,322.72	144,217.12	64.26
=====							
*****TOTAL FOR FUND-SCC 401 9020 (AUX FUNDS NURTURY):							
12,359.77	1,484.75	13,844.52	13,844.52	0.00	0.00	0.00	100.00
=====							
*****TOTAL FOR FUND-SCC 401 9021 (AUX FUNDS NURTURY):							
21,450.55	0.00	21,450.55	4,105.90	0.00	3,394.80	13,949.85	34.97
=====							
*****TOTAL FOR FUND-SCC 401 9030 (AUX FUNDS MCA):							
23,641.71	20,901.10	44,542.81	44,542.81	0.00	0.00	0.00	100.00
=====							
*****TOTAL FOR FUND-SCC 401 9031 (AUX FUNDS MCA):							
299,901.96	0.00	299,901.96	182,033.12	25,184.49	6,287.11	111,581.73	62.79
=====							

Date: 05/07/21  
Time: 10:11 am

MEDINA CITY SCHOOL DISTRICT  
Appropriation Account Summary  
SORTED BY FUND-SCC

Page: 16  
(APPSUM)

FYTD Appropriated	Prior FY Carryover Encumbrances	FYTD Expendable	FYTD Actual Expenditures	MTD Actual Expenditures	Current Encumbrances	FYTD Unencumbered Balance	FYTD Percent Exp/Enc
*****TOTAL FOR FUND-SCC 401 9041 (AUX FUNDS KIDS COUNTRY):							
8,352.22	0.00	8,352.22	2,875.06	0.00	0.00	5,477.16	34.42
=====							
*****TOTAL FOR FUND-SCC 467 9020 (FOUNDATION - STUDENT WELLNESS AND SUCCESS):							
200,259.08	0.00	200,259.08	197,883.79	20,555.19	0.00	2,375.29	98.81
=====							
*****TOTAL FOR FUND-SCC 467 9021 (FOUNDATION - STUDENT WELLNESS AND SUCCESS):							
438,502.90	0.00	438,502.90	2,950.35	0.00	6,049.65	429,502.90	2.05
=====							
*****TOTAL FOR FUND-SCC 499 9019 (SCHOOL SAFETY):							
29,679.80	0.00	29,679.80	6,531.13	0.00	0.00	23,148.67	22.01
=====							
*****TOTAL FOR FUND-SCC 507 9021 (ESSER):							
407,347.65	0.00	407,347.65	397,450.45	0.00	0.00	9,897.20	97.57
=====							
*****TOTAL FOR FUND-SCC 510 9021 (COVID RELIEF FUND):							
317,467.89	0.00	317,467.89	317,467.89	0.00	0.00	0.00	100.00
=====							
*****TOTAL FOR FUND-SCC 510 9121 (CORONAVIRUS RELIEF FUND - COUNTY):							
4,950.00	0.00	4,950.00	0.00	0.00	0.00	4,950.00	0.00
=====							
*****TOTAL FOR FUND-SCC 516 9020 (TITLE VI-B):							
266,938.98	26,429.11	293,368.09	293,368.09	0.00	0.00	0.00	100.00
=====							
*****TOTAL FOR FUND-SCC 516 9021 (TITLE VI-B):							
1,500,702.71	0.00	1,500,702.71	1,019,024.54	109,984.19	47,976.25	433,701.92	71.10
=====							
*****TOTAL FOR FUND-SCC 551 9120 (TITLE III LEP):							
8,658.32	2,127.05	10,785.37	10,785.37	0.00	0.00	0.00	100.00
=====							



Date: 05/07/21  
Time: 10:11 am

MEDINA CITY SCHOOL DISTRICT  
Appropriation Account Summary  
SORTED BY FUND-SCC

Page: 17  
(APPSUM)

FYTD Appropriated	Prior FY Carryover Encumbrances	FYTD Expendable	FYTD Actual Expenditures	MTD Actual Expenditures	Current Encumbrances	FYTD Unencumbered Balance	FYTD Percent Exp/Enc
*****TOTAL FOR FUND-SCC 551 9121 (TITLE III LEP):							
10,038.58	0.00	10,038.58	212.20-	0.00	2,000.00	8,250.78	17.81
=====							
*****TOTAL FOR FUND-SCC 572 9020 (TITLE I):							
110,543.82	0.00	110,543.82	104,725.32	0.00	0.00	5,818.50	94.74
=====							
*****TOTAL FOR FUND-SCC 572 9021 (TITLE I):							
514,052.92	0.00	514,052.92	362,573.94	37,016.05	1,605.52	149,873.46	70.84
=====							
*****TOTAL FOR FUND-SCC 572 9120 (TITLE I-D):							
24,053.58	3,255.00	27,308.58	26,645.49	0.00	0.00	663.09	97.57
=====							
*****TOTAL FOR FUND-SCC 572 9121 (TITLE I-D):							
207,329.62	0.00	207,329.62	38,000.42	2,066.29	5,951.89	163,377.31	21.20
=====							
*****TOTAL FOR FUND-SCC 572 9221 (TITLE I - EOEC):							
10,107.88	0.00	10,107.88	0.00	0.00	0.00	10,107.88	0.00
=====							
*****TOTAL FOR FUND-SCC 587 9020 (PRESCHOOL):							
2,700.00	0.00	2,700.00	2,700.00	0.00	0.00	0.00	100.00
=====							
*****TOTAL FOR FUND-SCC 587 9021 (PRESCHOOL):							
41,166.33	0.00	41,166.33	33,002.73	3,816.32	53.67	8,109.93	80.30
=====							
*****TOTAL FOR FUND-SCC 587 9121 (6B RESTORATION):							
7,574.13	0.00	7,574.13	2,220.08	241.94	0.00	5,354.05	29.31
=====							
*****TOTAL FOR FUND-SCC 590 9020 (TITLE II-A):							
30,890.15	31,145.70	62,035.85	62,035.85	0.00	0.00	0.00	100.00
=====							

Date: 05/07/21  
Time: 10:11 am

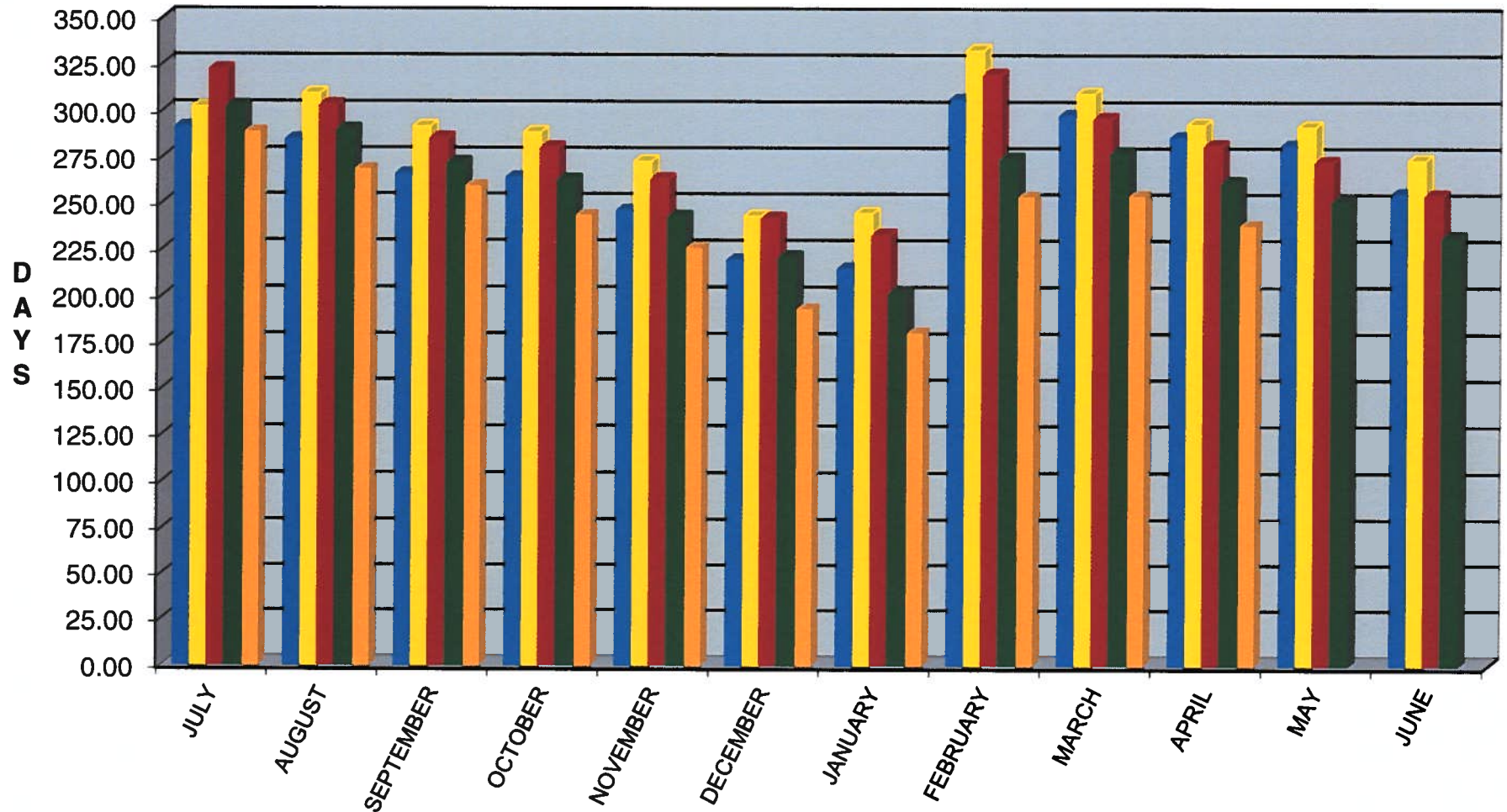
MEDINA CITY SCHOOL DISTRICT  
Appropriation Account Summary  
SORTED BY FUND-SCC

Page: 18  
(APPSUM)

FYTD Appropriated	Prior FY Carryover Encumbrances	FYTD Expendable	FYTD Actual Expenditures	MTD Actual Expenditures	Current Encumbrances	FYTD Unencumbered Balance	FYTD Percent Exp/Enc
*****TOTAL FOR FUND-SCC 590 9021 (TITLE II-A):							
200,786.80	0.00	200,786.80	43,133.34	4,790.58	11,036.55	146,616.91	26.98
=====							
*****TOTAL FOR FUND-SCC 599 9020 (TITLE IV-A STUDENT SUPPORT AND ACADEMIC ENR):							
5,461.56	6,752.70	12,214.26	12,214.26	0.00	0.00	0.00	100.00
=====							
*****TOTAL FOR FUND-SCC 599 9021 (TITLE IV-A STUDENT SUPPORT AND ACADEMIC ENR):							
62,690.73	0.00	62,690.73	12,964.22	1,192.54	1,347.69	48,378.82	22.83
=====							
*****GRAND TOTALS:							
116,696,097.87	2,637,333.39	119,333,431.26	94,484,020.79	8,768,961.31	7,821,646.74	17,027,763.73	85.73
=====							

# GENERAL FUND-TRUE DAYS CASH

Includes Emergency Levy



FY2017 FY2018 FY2019 FY2020 FY2021