

# Medina City Schools

## General Fund Analysis

April 30, 2022

	2021-2022	Y-T-D Actual		
	Original Estimate	July 2021 - June 2022	Percent	Variance
	(1)	(2)		(3)
Beginning Balance - July 1, 2021		50,955,289.82		0.00
General Fund	30,154,351.08			
Other Funds - Substitute Levy	20,800,938.74			
Revenue	<u>80,952,463.00</u>	<u>77,120,669.28</u>	<u>95.3%</u>	<u>3,831,793.72</u>
	<b>80,952,463.00</b>	<b>77,120,669.28</b>		<b>3,831,793.72</b>
Expenditures	87,682,937.00	70,530,350.93	80.4%	17,152,586.07
Encumbrance	851,800.00	2,104,300.08		-1,252,500.08
	<u><b>88,534,737.00</b></u>	<u><b>72,634,651.01</b></u>		<u><b>15,900,085.99</b></u>
Ending Balance - June 30, 2022	43,373,015.82	55,441,308.09		-12,068,292.27

Original Estimate revenue, expenditure and encumbrance taken from May 2021 five-year forecast  
Includes May 2018 Substitute Levy

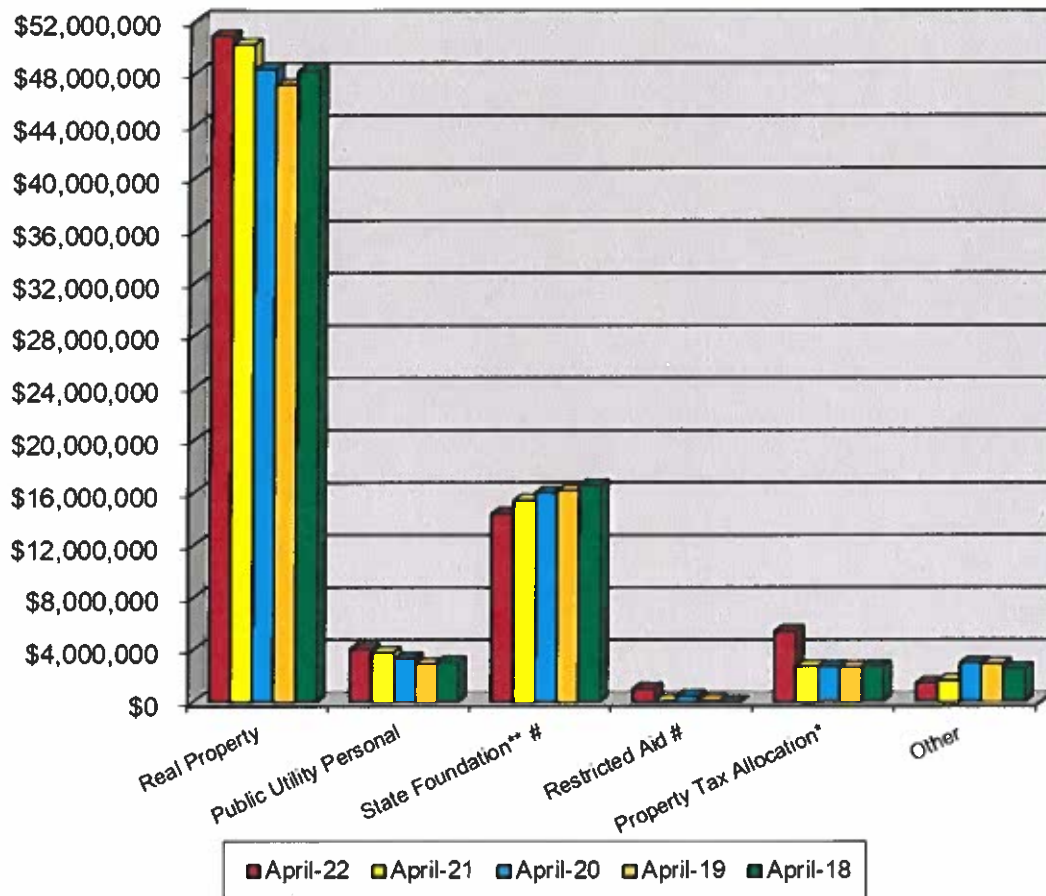
# General Fund Summary

April 2022

## Revenues

1. Real Property Taxes – Total Real Property Taxes received from the beginning of the fiscal year until April 30, 2022 is \$50,818,509.09. This is an increase of 1.3% above last year's taxes received at this time. (\$1,312,050.33) was transferred to Public Utility Personal Property as part of monies collected in April.
2. Public Utility Personal Property Taxes – Total Public Utility Personal Property Taxes received from the beginning of the fiscal year until April 30, 2022 is \$4,054,762.13. These monies are distributed upon settlement from the County Auditor. This amount is listed in a separate line for State and five-year forecasting purposes. \$2,123,659.27 had been transferred in April.
3. State Foundation – State Foundation monies received from the State of Ohio from the beginning of the fiscal year until April 30, 2022 total \$14,384,322.46. This is a decrease of 6.5% below last year's foundation money received at this time. This is based upon the new funding formula which does not provide money for students attending alternative schools, nor does it charge the District for these students as in the past. \$818,693.80 was collected in April. This balance will be changing as the State catches up to the funding plan.
4. Restricted Aid – Restricted Aid monies are for Career Tech funding and Economically Disadvantaged Students. We have added e-Rate funding as well because these funds are restrictive to technology. Monies received from the beginning of the fiscal year until April 30, 2022 total \$1,028,546.77. \$639,960.70 moved from State Foundation and was also collected in April. As is the State Foundation, so too will changes be forthcoming.
5. Homestead and Rollback – Monies received from the State of Ohio from the beginning of the fiscal year until April 30, 2022 total \$5,400,442.44. Receipts are based upon the real property taxes collected and Homestead filings with the County Auditor. \$2,696,006.47 was collected in April.
6. Other – Other monies received from the beginning of the fiscal year until April 30, 2022 total \$1,434,086.00. This is a decrease of 13.0% below last year at this time. (\$246,134.00) was reallocated to correct funds in April.

## General Fund Revenue



	April-22	April-21	April-20	April-19	April-18	Current Forecast
Real Property	\$50,818,509	\$50,162,687	\$48,279,664	\$47,069,606	\$48,117,914	\$49,975,212
Public Utility Personal	\$4,054,762	\$3,774,750	\$3,317,403	\$2,903,216	\$3,061,495	\$3,904,366
State Foundation** #	\$14,384,322	\$15,397,305	\$15,991,813	\$16,154,724	\$16,562,482	\$18,679,995
Restricted Aid #	\$1,028,547	\$69,049	\$447,303	\$69,532	\$28,514	\$82,859
Property Tax Allocation*	\$5,400,442	\$2,695,062	\$2,680,748	\$2,652,827	\$2,696,725	\$5,445,195
Other	\$1,434,086	\$1,648,532	\$2,962,202	\$2,890,642	\$2,544,033	\$2,864,835
<b>Total</b>	<b>\$77,120,669</b>	<b>\$73,747,385</b>	<b>\$73,679,134</b>	<b>\$71,740,547</b>	<b>\$73,011,165</b>	<b>\$80,952,462</b>
State %	27.0%	24.6%	26.0%	26.3%	26.4%	

Includes Homestead/Rollback, Tangible Personal Property Tax Fixed Rate Loss Reimbursement and Electric Deregulation.  
 \* Includes Casino Revenue in State Foundation beginning January 2013 and Economic Disadvantaged Funding in November 2013.

Encompasses the Fair School Funding Plan as of January 2022

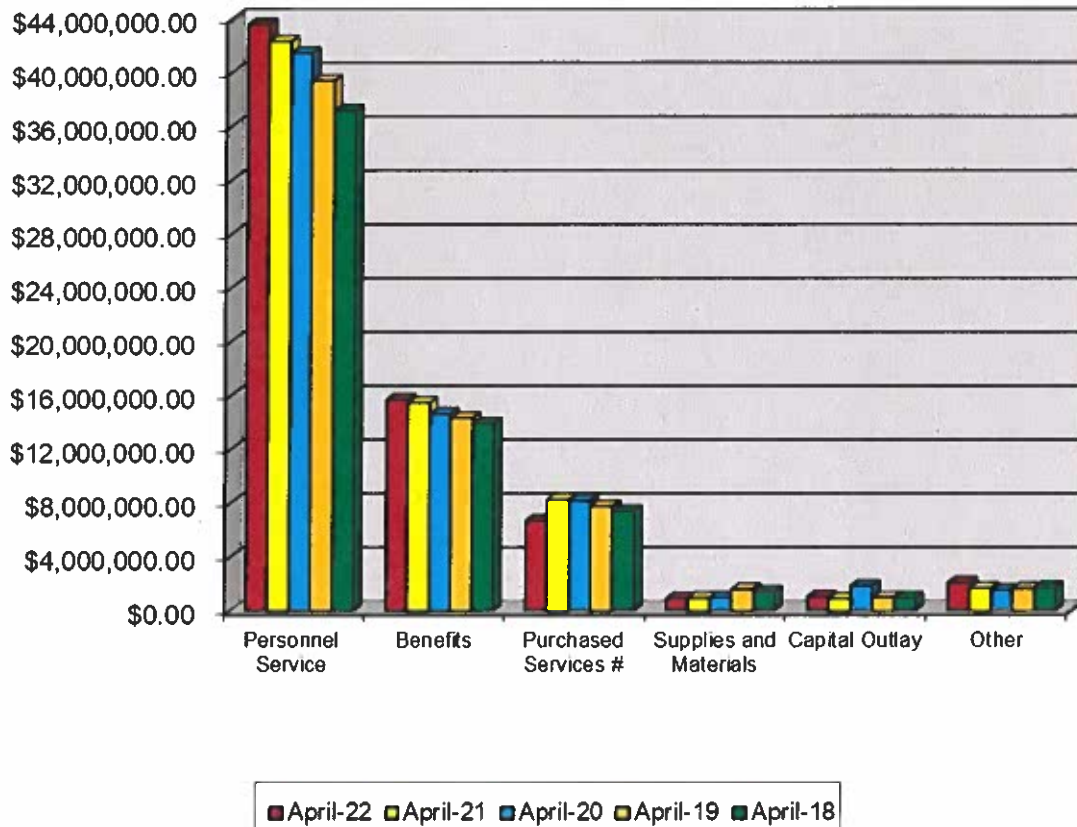
# **General Fund Summary**

April 2022

## **Expenditures**

1. Personnel Services– The costs for personnel services for the School District from the beginning of the fiscal year until April 30, 2022 was \$43,562,013.28. This was an increase of 2.9% above last year at this time. \$3,962,683.62 was spent in April.
2. Benefits – The cost for benefits for the School District from the beginning of the fiscal year until April 30, 2022 was \$15,708,118.37. This was an increase of 1.5% above last year at this time. \$1,574,419.44 was spent in April.
3. Purchased Services – The cost for purchased services for the district from the beginning of the fiscal year until April 30, 2022 total \$6,717,917.89. This was a 19.0% decrease below last year at this time. \$741,045.15 was spent in April.
4. Supplies and Materials – The cost for supplies and materials for the district from the beginning of the fiscal year until April 30, 2022 total \$952,824.41. This was a 1.9% decrease below last year at this time. \$82,129.70 was spent in April.
5. Capital Outlay – The cost for capital outlay for the district from the beginning of the fiscal year until April 30, 2022 total \$1,057,388.91. This was a 17.4% increase above last year at this time. \$3,673.88 was spent in April.
6. Other – The cost of other expenditures excluding transfers for the district was \$2,092,875.55 for the fiscal year until April 30, 2022. This was a 123.2% increase above last year at this time. This is due to \$557,632.95 spent in April including the first half real property settlement expenses.

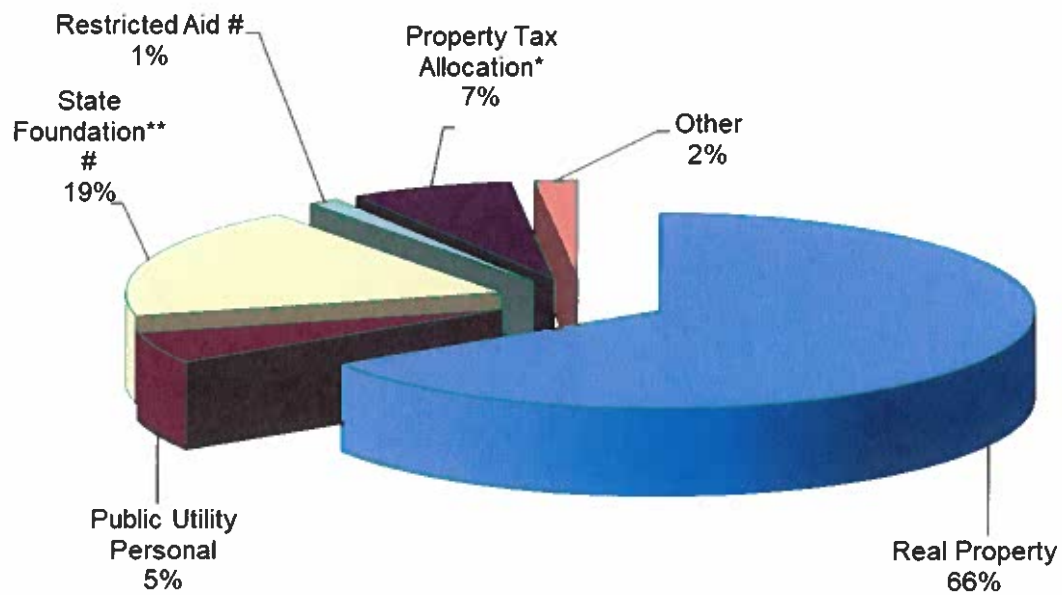
## General Fund Expenditures



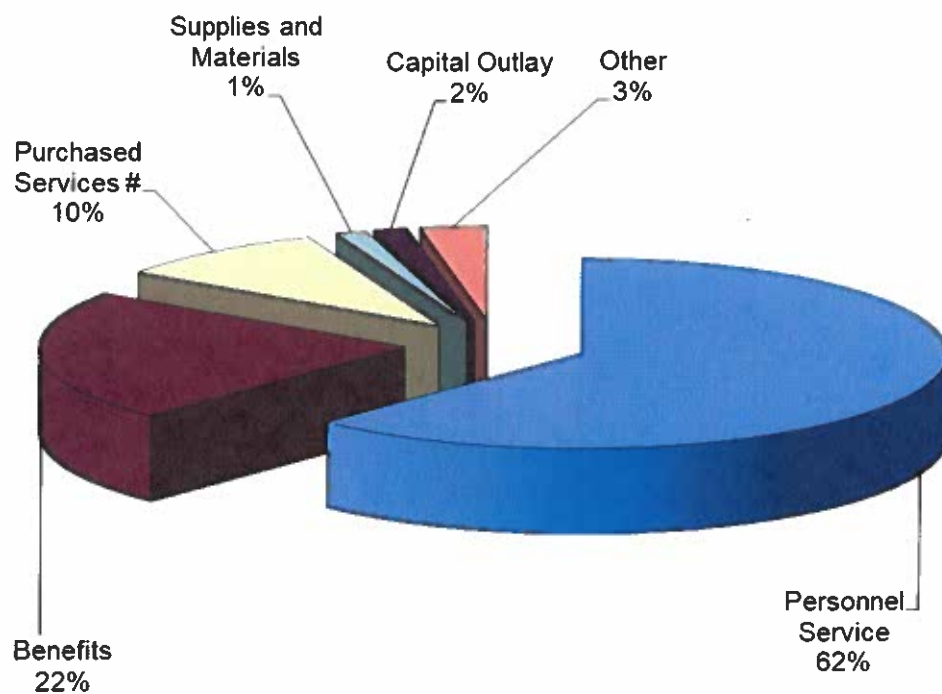
	April-22	April-21	April-20	April-19	April-18	Current Forecast
Personnel Service	\$43,562,013.28	\$42,306,677	\$41,455,638	\$39,387,488	\$37,181,912	\$52,161,263
Benefits	\$15,708,118.37	\$15,468,482	\$14,667,088	\$14,341,401	\$13,957,511	\$19,062,402
Purchased Services #	\$6,717,917.89	\$8,297,788	\$8,195,137	\$7,779,315	\$7,419,353	\$10,169,663
Supplies and Materials	\$952,824.41	\$971,420	\$987,261	\$1,629,915	\$1,431,383	\$1,398,749
Capital Outlay	\$1,057,388.91	\$900,372	\$1,867,977	\$1,004,737	\$968,058	\$2,063,141
Other	\$2,092,875.55	\$1,697,973	\$1,548,813	\$1,670,837	\$1,725,651	\$1,717,813
Transfers and Adv., Etc.	\$439,212.52	\$428,544	\$441,301	\$428,000	\$453,988	\$1,109,907
Other than Debt						
<b>Total</b>	<b>\$70,530,351</b>	<b>\$70,071,255</b>	<b>\$69,163,215</b>	<b>\$66,241,693</b>	<b>\$63,137,856</b>	<b>\$87,682,938</b>

# Reduced with Fair School Funding Plan in January 2022

## Current General Fund Revenue



## Current General Fund Expenditures



APRIL 2021

		Balance
<b>Bank Balance - Regular Account</b>		1,190,616.24
Financial Checks Outstanding	292,721.76	
Workers Comp Outstanding	2,008.40	
Payroll Checks Outstanding	59,140.63	
	353,870.79	836,745.45
Huntington/Flex Spending	41,474.53	
Flex O/S Checks	2,088.80	39,385.73
JPMorgan/Metlife Claims	24,770.69	24,770.69
Westfield Bank	14,994.39	14,994.39
Westfield Bank Sweep	3,112,779.39	3,112,779.39
<b>Investments:</b>		
Redtree Investments	24,085,849.87	
T. Rowe - Collins	299,699.57	
Scudder - Collins	428,042.83	
Scudder - Bushman	7,042.02	
Kanehl Stocks	3,598.42	
Star Ohio (22923)	23,763,838.55	
Multi-Bank Securities	13,567,000.00	
Multi-Bank Money Market	547.51	
Fifth Third Securities	10,061,036.65	
Fifth Third Money Market	43,279.70	
	<hr/>	
<b>Total</b>	72,259,935.12	76,288,610.77
<b>Adjustments</b>		
Deposits in Transit	(12,106.57)	
Expenses not posted	(166.70)	
	<hr/>	
<b>Total</b>	(12,273.27)	76,276,337.50
MCSD Balance		76,276,337.50
Difference Between Bank vs. Book		0.00

**Medina City School District**  
**Sales Tax Update**

Date	Sales Tax Description	Receipts	Expenditures	Balance
July 1, 2021	Beginning Balance (071) Sales Tax and (002-9012) Bond			\$3,529,350.83
July	Sales Tax Distribution	\$912,109.50		\$4,441,460.33
	Replacement of Board Office Roof Door		\$2,465.00	\$4,438,995.33
	Blake Elementary Pod A Carpet and Tile Replacement		\$15,611.00	\$4,423,384.33
	Cafeteria Tables		\$38,880.24	\$4,384,504.09
	Fleet Master Lease Agreement		\$11,830.95	\$4,372,673.14
	Field Assessment and Design Services for Summer Paving Program		\$23,081.33	\$4,349,591.81
	Refinishing 1016 Lockers at Claggett		\$19,913.60	\$4,329,678.21
	Summer Roofing Project		\$239,240.88	\$4,090,437.33
	Summer Roofing Project		\$185,694.12	\$3,904,743.21
	Roof Replacement Evaluation, Design for Root, Blake, Canavan, BOE, MHS		\$5,372.25	\$3,899,370.96
	2021 District Paving Including Transportation Bus Lot		\$183,221.31	\$3,716,149.65
	Wiring and Breakers for Scoreboard at Dukes Stadium		\$4,596.39	\$3,711,553.26
August	Fleet Master Lease Agreement		\$8,628.79	\$3,702,924.47
	Field Assessment		\$8,625.34	\$3,694,299.13
	Capp Stock 3 CS3		\$5,190.00	\$3,689,109.13
	Roof Replacement Evaluation, Design for Root, Blake, Canavan, BOE, MHS		\$5,372.25	\$3,683,736.88
	Roof Replacement MHS		\$24,900.00	\$3,658,836.88
	Summer Roofing Projects		\$305,874.00	\$3,352,962.88
	Athletic Booster Scoreboard Reimbursement	\$30,000.00		\$3,382,962.88
September	Fleet Master Lease Agreement		\$8,468.72	\$3,374,494.16
	Memorial Stadium Scoreboard		\$31,665.00	\$3,342,829.16
	MHS Roof Fireproof Patching		\$5,500.00	\$3,337,329.16
	Dukes Stadium Scoreboard		\$137,265.10	\$3,200,064.06
	Summer Roof Projects		\$35,302.50	\$3,164,761.56
	Fenn Serving Counters/Cash Register Stand		\$16,249.11	\$3,148,512.45
	Fenn Student Desk, Chairs, and Bench		\$30,372.00	\$3,118,140.45
	Capp Stock 3 CS3		(\$5,190.00)	\$3,123,330.45
	Evolve Remove and Replace Windows		\$14,522.00	\$3,108,808.45
	Remove Two Sidewalk Panels		\$4,500.00	\$3,104,308.45
	Evolve Intallation of Vinyl Floor		\$1,372.50	\$3,102,935.95
	Admin, Fenn, MHS Misc Construction		\$6,450.00	\$3,096,485.95
	Heritage Excavation Concrete		\$6,800.00	\$3,089,685.95
	MHS Antenna Installation		\$51,073.93	\$3,038,612.02
	Installation of Sound System at Dukes and Memorial Stadiums		\$30,110.00	\$3,008,502.02
	District Tree Replacemant		\$3,900.00	\$3,004,602.02
October	District Summer Paving		\$6,908.16	\$2,997,693.86
	Sales Tax Distribution	\$1,072,960.38		\$4,070,654.24
	MHS Paving		\$6,400.00	\$4,064,254.24
	Heritage Excavation Concrete		\$5,214.00	\$4,059,040.24
	Fleet Master Lease Agreement		\$8,468.72	\$4,050,571.52
November	Heritage Additional Brick and Tuckpointing		\$2,100.00	\$4,048,471.52
	Ken Dukes Lighting Repair		\$4,540.21	\$4,043,931.31
	Student Combination Desks		\$23,880.00	\$4,020,051.31
	Summer Roofing Projects		\$22,918.50	\$3,997,132.81
	District Paving		\$151,275.80	\$3,845,857.01
	Fleet Master Lease Agreement		\$8,468.72	\$3,837,388.29
	COP's Principal and Interest		\$1,321,943.75	\$2,515,444.54
December	Summer Roof Projects		\$100,041.60	\$2,415,402.94
	Fleet Master Lease Agreement		\$8,468.72	\$2,406,934.22
January	Sales Tax Distribution	\$1,022,337.37		\$3,429,271.59
	Roof Replacement Consulting		\$62,262.00	\$3,367,009.59
	Fleet Master Lease Agreement		\$8,468.72	\$3,358,540.87
February	Roof Replacement-Canavan, Fenn		\$16,381.00	\$3,342,159.87
	Combination Ovens - MHS, Claggett, Fenn		\$102,861.45	\$3,239,298.42
	Summer Roof Projects		\$43,806.40	\$3,195,492.02
	Roof Replacement Consulting		\$5,372.25	\$3,190,119.77
	Fleet Master Lease Agreement		\$8,468.72	\$3,181,651.05
	District Paving		\$700.00	\$3,180,951.05



# Medina City School District

## Sales Tax Update

Date	Sales Tax Description	Receipts	Expenditures	Balance
March	Infrared Survey of Roof Sections A & B		\$1,185.00	\$3,179,766.05
	Blake Carpet POD B		\$11,227.66	\$3,168,538.39
	Claggett Camera System		\$53,204.91	\$3,115,333.48
	Root Camera System		\$46,337.76	\$3,068,995.72
	Fleet Master Lease Agreement		\$8,468.72	\$3,060,527.00
	Transfer to PI		\$50,000.00	\$3,010,527.00
April	Sales Tax Distribution	\$1,067,121.34		\$4,077,648.34
	Field Assessment and Preliminary Design - Parking		\$18,500.00	\$4,059,148.34
	Kiln at Blake and Heritage		\$7,400.00	\$4,051,748.34
	Fleet Master Lease Agreement		\$8,468.72	\$4,043,279.62
	Fiscal Year Totals	\$4,104,528.59	\$3,556,231.08	

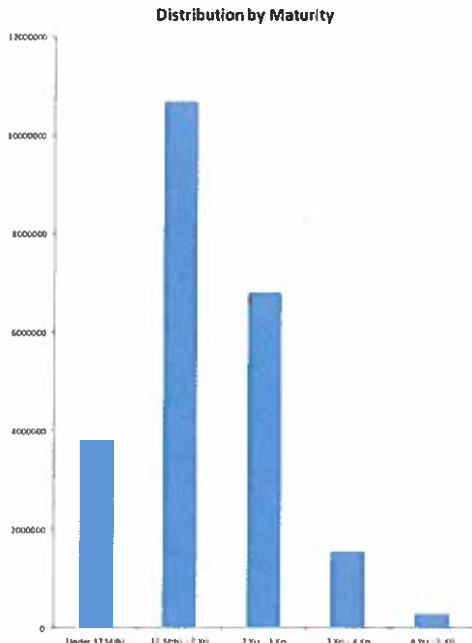
**Medina City School District**  
Recreation Center Update

Date	Description	District Revenue	District Expenses	City Reimbursements	Total Balance
July 1, 2021	Beginning Balance (003-9001)				\$ 237,578.90
July	No Expenditures				\$ 237,578.90
August	Bleacher Seat Replacement in Fieldhouse			\$4,245.00	\$ 241,823.90
September	Partner Marketing	\$72.60			\$ 241,896.50
	Playground, Poured in Place Sort Surface and Concrete		\$18,848.00		\$ 223,048.50
	Rain Drop Products		\$8,762.10		\$ 214,286.40
October	Leisure Pool Electricity		\$14,323.00		\$ 199,963.40
	Playground, Poured in Place Sort Surface and Concrete			\$11,336.50	\$ 211,299.90
November	Leisure Pool Electricity			\$7,161.50	\$ 218,461.40
	Rain Drop Products		\$115,462.60		\$ 102,998.80
December	No Expenditures				\$ 102,998.80
January	Rain Drop Products			\$62,112.35	\$ 165,111.15
	Roof Replacement - Consulting		\$8,187.00		\$ 156,924.15
February	Pool Filter Sand		\$1,375.70		\$ 155,548.45
	Pool Filter Sand			\$687.85	\$ 156,236.30
	Roof Replacement - Consulting			\$4,093.50	\$ 160,329.80
March	Transfer from 001	\$100,000.00			\$ 260,329.80
April	Filed Assessment and Preliminary Design - Parking		\$1,600.00		\$ 258,729.80
	<b>Total Revenues, Expenditures and Reimbursements</b>	\$ 100,072.60	\$ 168,558.40	\$ 89,636.70	

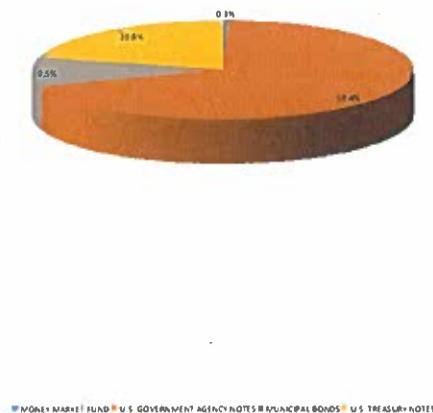
**Monthly Investment Summary**  
**Medina City School District**  
**US Bank Custodian Acct Ending x70982**  
 April 30, 2022

Monthly Cash Flow Activity		Market Value Summary				
<b>From 03-31-22 through 04-30-22</b>		<b>Security Type</b>	<b>Market Value</b>	<b>Pct. Assets</b>	<b>Avg Yield at Cost</b>	<b>Wght Avg Mat</b>
Beginning Book Value	24,084,005.56	<b>Money Market Fund</b>				
Contributions	0.00	MONEY MARKET FUND	60,311.39	0.3	0.24	0.00
Withdrawals	0.00	<b>Fixed Income</b>				
Realized Gains/Losses	0.00	MUNICIPAL BONDS	2,188,351.10	9.5	0.72	1.85
Gross Interest Earnings	1,844.31	U.S. GOVERNMENT AGENCY NOTES	16,035,954.25	69.3	0.40	1.87
Ending Book Value	24,085,849.87	U.S. TREASURY NOTES	4,807,446.17	20.8	0.32	1.39
		Accrued Interest	36,599.11	0.2		
		<b>TOTAL PORTFOLIO</b>	<b>23,128,662.03</b>	<b>100.0</b>	<b>0.41</b>	<b>1.77</b>

### Maturity Distribution



### Security Type Allocation



#### Disclosures:

RedTree's internal accounting system is used as the source of the market value of this account. Although obtained from a source believed to be reliable, we cannot guarantee its accuracy. You should review all account statements provided by the custodian and compare with the statements provided by RedTree.

Questions? Call 888.596.2293 or email [info@redtreeinv.com](mailto:info@redtreeinv.com)

**Portfolio Holdings Report**  
**Medina City School District**  
**US Bank Custodian Acct Ending x70982**  
 April 30, 2022

Quantity	Cusip	Security Description	Moody's	S&P	Cost Basis	Market Value	Yield at Cost	Wtd Maturity	Purchase Date
<b>U.S. GOVERNMENT AGENCY NOTES</b>									
1,200,000	3133ELZN7	Federal Farm Credit Bank 0.160% Due 05-18-22	Aaa	AA+	1,197,804.00	1,199,652.07	0.25	0.05	05-26-20
1,000,000	3133ELN26	Federal Farm Credit Bank 0.260% Due 06-22-22	Aaa	AA+	999,460.00	999,347.94	0.29	0.14	06-22-20
1,000,000	3137EAEV7	Federal Home Ln Mtg 0.250% Due 08-24-23	Aaa	AA+	999,630.00	972,255.92	0.26	1.30	10-08-20
500,000	3133EL6J8	Federal Farm Credit Bank 0.220% Due 09-08-23	Aaa	AA+	499,855.00	484,992.17	0.23	1.34	04-08-21
1,000,000	3133EMUF7	Federal Farm Credit Bank 0.220% Due 09-22-23	Aaa	AA+	999,198.00	970,820.97	0.25	1.38	03-22-21
1,000,000	3135G06H1	Federal Natl Mtg Assoc 0.250% Due 11-27-23	Aaa	AA+	998,860.00	964,918.89	0.29	1.55	11-25-20
460,000	3137EAF2	Federal Home Ln Mtg 0.250% Due 12-04-23	Aaa	AA+	459,434.20	443,261.81	0.30	1.57	04-14-21
625,000	3133EMRZ7	Federal Farm Credit Bank 0.250% Due 02-26-24	Aaa	AA+	623,324.16	598,443.97	0.34	1.79	03-09-21
385,000	3133EMRZ7	Federal Farm Credit Bank 0.250% Due 02-26-24	Aaa	AA+	384,110.65	368,641.48	0.33	1.79	03-31-21
1,000,000	3130ALSG0	Federal Home Ln Bank 0.250% Due 03-08-24	Aaa	AAA	998,332.00	956,774.14	0.31	1.83	05-24-21
240,000	3133EMTW2	Federal Farm Credit Bank 0.300% Due 03-18-24	Aaa	AA+	239,805.60	230,353.73	0.33	1.86	04-27-21
1,200,000	3133EMGF3	Federal Farm Credit Bank 0.350% Due 05-16-24	Aaa	AA+	1,197,900.00	1,144,028.64	0.40	2.01	11-19-20
115,000	3130ANMM9	Federal Home Ln Bank 0.540% Due 08-26-24	Aaa	AAA	115,000.00	109,666.61	0.54	2.28	08-26-21
750,000	3130ANX88	Federal Home Ln Bank 0.500% Due 09-27-24	Aaa	AA+	749,775.00	710,623.33	0.51	2.36	09-27-21
1,500,000	3130ALQV9	Federal Home Ln Bank 0.570% Due 09-30-24	Aaa	AA+	1,500,000.00	1,423,548.82	0.57	2.37	03-30-21
500,000	3130ALTH7	Federal Home Ln Bank 0.510% Due 09-30-24	Aaa	AA+	500,000.00	471,625.27	0.51	2.37	03-30-21
415,000	3130AKDS2	Federal Home Ln Bank 0.390% Due 10-28-24	Aaa	AA+	415,402.55	391,327.86	0.36	2.45	02-19-21
1,000,000	3135G06E8	Federal Natl Mtg Assoc 0.420% Due 11-18-24	Aaa	AA+	998,250.00	940,042.30	0.46	2.50	11-18-20
1,200,000	3133EMER9	Federal Farm Credit Bank 0.470% Due 01-27-25	Aaa	AA+	1,198,620.00	1,119,223.88	0.50	2.68	10-29-20
800,000	3134GXDM3	Federal Home Ln Mtg 0.620% Due 12-01-25	Aaa	AA+	799,400.00	729,119.17	0.64	3.48	12-02-20
380,000	3134GXHD9	Federal Home Ln Mtg 0.700% Due 12-23-25	Aaa	AA+	380,000.00	348,918.11	0.70	3.54	12-23-20
500,000	3130AKZ25	Federal Home Ln Bank 0.650% Due 02-26-26	Aaa	AA+	500,000.00	458,367.15	0.65	3.72	02-26-21
Accrued Interest						15,449.74			
						16,754,161.16	16,051,403.99	0.40	1.87
<b>MUNICIPAL BONDS</b>									
500,000	0100332D9	City of Akron, OH GO 2.000% Due 12-01-22		A+	515,505.00	500,630.00	0.48	0.58	11-12-20
460,000	244721FK7	Defiance CSD, OH GO 4.000% Due 12-01-23	Aa2		502,522.40	466,743.60	1.20	1.51	07-16-20
500,000	677581JA9	State of Ohio, OH REV 0.300% Due 12-15-23	Aa2	AA	500,000.00	479,410.00	0.30	1.60	06-08-21
500,000	677581JB7	State of Ohio, OH REV 0.520% Due 12-15-24	Aa2	AA	500,000.00	466,200.00	0.52	2.56	06-08-21
250,000	668180CW0	Northwestern LSD, OH GO 5.820% Due 12-01-26	Aa2		304,310.00	275,367.50	1.42	3.96	10-12-21

**Disclosures:**

RedTree's internal accounting system is used as the source of the market value of this account. Although obtained from a source believed to be reliable, we cannot guarantee its accuracy. You should review all account statements provided by the custodian and compare with the statements provided by RedTree.

Questions? Call 888.596.2293 or email [info@redtreeinv.com](mailto:info@redtreeinv.com)



**Portfolio Holdings Report**  
**Medina City School District**  
**US Bank Custodian Acct Ending x70982**  
 April 30, 2022

Quantity	Cusip	Security Description	Moody's	S&P	Cost Basis	Market Value	Yield at Cost	Wtd Maturity	Purchase Date
Accrued Interest						19,444.72			
					2,322,337.40	2,207,795.82	0.72	1.85	
<b>U.S. TREASURY NOTES</b>									
295,000	91282CBN0	US Treasury Note 0.125% Due 02-28-23	Aaa	AA+	294,631.25	290,551.99	0.20	0.83	06-22-21
600,000	91282CBU4	US Treasury Note 0.125% Due 03-31-23	Aaa	AA+	599,109.38	589,617.00	0.21	0.91	06-22-21
210,000	91282CBX8	US Treasury Note 0.125% Due 04-30-23	Aaa	AA+	209,114.06	205,840.95	0.42	0.99	11-24-21
1,045,000	91282CCK5	US Treasury Note 0.125% Due 06-30-23	Aaa	AA+	1,041,938.47	1,019,160.28	0.27	1.15	06-30-21
810,000	91282CDA6	US Treasury Note 0.250% Due 09-30-23	Aaa	AA+	809,086.59	785,193.75	0.31	1.40	09-30-21
500,000	91282CAW1	US Treasury Note 0.250% Due 11-15-23	Aaa	AA+	497,148.44	482,910.00	0.54	1.52	11-15-21
950,000	91282CBR1	US Treasury Note 0.250% Due 03-15-24	Aaa	AA+	948,033.21	908,363.40	0.33	1.85	08-09-21
550,000	91282CBV2	US Treasury Note 0.375% Due 04-15-24	Aaa	AA+	549,978.52	525,808.80	0.38	1.93	09-20-21
Accrued Interest						1,704.65			
					4,949,039.92	4,809,150.83	0.32	1.39	
<b>MONEY MARKET FUND</b>									
	USBMMF	First American Treasury Obligations Fund			60,311.39	60,311.39	0.24		
<b>TOTAL PORTFOLIO</b>					24,085,849.87	23,128,662.03	0.41	1.77	

**Disclosures:**

RedTree's internal accounting system is used as the source of the market value of this account. Although obtained from a source believed to be reliable, we cannot guarantee its accuracy. You should review all account statements provided by the custodian and compare with the statements provided by RedTree.

Questions? Call 888.596.2293 or email [info@redtreeinv.com](mailto:info@redtreeinv.com)



Monthly Activity Reports  
Medina City School District  
US Bank Custodian Acct Ending x70982  
From 04-01-22 Through 04-30-22

GROSS INTEREST INCOME

Ex-Date	Pay-Date	Security	Amount
<b>U.S. GOVERNMENT AGENCY NOTES</b>			
04-28-22	04-28-22	Federal Home Ln Bank 0.390% Due 10-28-24	809.25
<b>U.S. TREASURY NOTES</b>			
04-15-22	04-15-22	US Treasury Note 0.375% Due 04-15-24	1,031.25
<b>MONEY MARKET FUND</b>			
04-01-22	04-01-22	First American Treasury Obligations Fund	3.81
<b>GROSS INCOME</b>			<b>1,844.31</b>

**Disclosures:**

RedTree's internal accounting system is used as the source of the market value of this account. Although obtained from a source believed to be reliable, we cannot guarantee its accuracy. You should review all account statements provided by the custodian and compare with the statements provided by RedTree.

Questions? Call 888.596.2293 or email [info@redtreeinv.com](mailto:info@redtreeinv.com)



Purchase and Sale  
Medina City School District  
US Bank Custodian Acct Ending x70982  
From 04-01-22 Through 04-30-22

Trade Date	Settle Date	Quantity	Security	Unit Price	Amount
---------------	----------------	----------	----------	---------------	--------

No transactions were found!

**Disclosures:**

RedTree's internal accounting system is used as the source of the market value of this account. Although obtained from a source believed to be reliable, we cannot guarantee its accuracy. You should review all account statements provided by the custodian and compare with the statements provided by RedTree.

Questions? Call 888.596.2293 or email [info@redtreeinv.com](mailto:info@redtreeinv.com)



Realized Gains/Losses  
Medina City School District  
US Bank Custodian Acct Ending x70982  
From 04-01-22 Through 04-30-22

Open Date	Close Date	Quantity	Security	Cost Basis	Proceeds	Gain Or Loss	
						Short Term	Long Term
TOTAL GAINS						0.00	0.00
TOTAL LOSSES						0.00	0.00
TOTAL REALIZED GAIN/LOSS		0.00		0.00	0.00	0.00	0.00

**Disclosures:**

RedTree's internal accounting system is used as the source of the market value of this account. Although obtained from a source believed to be reliable, we cannot guarantee its accuracy. You should review all account statements provided by the custodian and compare with the statements provided by RedTree.

Questions? Call 888.596.2293 or email [info@redtreeinv.com](mailto:info@redtreeinv.com)



ENV# CEBMJHMRBBKXCPS\_BBBBB  
FIFTH THIRD SECURITIES, INC.  
MD 1M0B2A  
5050 KINGSLEY DRIVE  
CINCINNATI, OH 45263

MEDINA CITY SCHOOLS  
DAVID CHAMBERS  
739 WEYMOUTH RD  
MEDINA OH 44256



---

**STATEMENT FOR THE PERIOD APRIL 1, 2022 TO APRIL 30, 2022**

MEDINA CITY SCHOOLS - Corporation  
Account Number: [REDACTED]

---

By the courtesy of:  
CARTER/SAVAGE

For questions about your accounts:  
Local: 614 744 5496  
In-State: 614 744 7074  
National: 888 889 1025

---

**TOTAL VALUE OF YOUR PORTFOLIO** **\$9,582,694.42**

---

**FOR YOUR INFORMATION**

Fifth Third Securities, Inc. Investments offered through Fifth Third Securities, Inc., member  
FINRA/SIPC

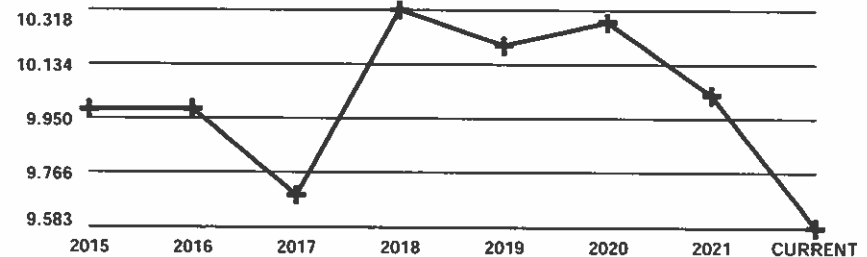
**Fifth Third Securities, Inc.**

MN\_CEBMJHMRBBKXCPS\_BBBBB 20220429

---

**CHANGE IN VALUE OF YOUR PORTFOLIO**

\$ millions



*Change In Value Of Your Portfolio* information can be found in Miscellaneous Footnotes at the end of this statement.

Account carried with National Financial Services LLC. Member  
NYSE, SIPC

Statement for the Period April 1, 2022 to April 30, 2022

MEDINA CITY SCHOOLS - Corporation  
Account Number: [REDACTED]



## Account Overview

CHANGE IN ACCOUNT VALUE	Current Period	Year-to-Date
BEGINNING VALUE	\$9,680,900.72	\$10,031,983.03
Additions and Withdrawals	(\$5,339.92)	(\$25,991.00)
Misc. & Corporate Actions	\$0.00	\$0.00
Income	\$5,339.92	\$25,991.00
Taxes, Fees and Expenses	\$0.00	\$0.00
Change in Value	(\$98,206.30)	(\$449,288.61)
ENDING VALUE (AS OF 04/30/22)	\$9,582,694.42	\$9,582,694.42

Refer to Miscellaneous Footnotes for more information on Change in Value

INCOME	Current Period	Year-to-Date
TAXABLE		
Taxable Dividends	\$3.10	\$48.25
Taxable Interest	\$5,336.82	\$25,942.75
TOTAL TAXABLE	\$5,339.92	\$25,991.00
TOTAL INCOME	\$5,339.92	\$25,991.00

Taxable income is determined based on information available to NFS at the time the statement was prepared, and is subject to change. Final information on taxation of interest and dividends is available on Form 1099-Div, which is mailed in February of the subsequent year.

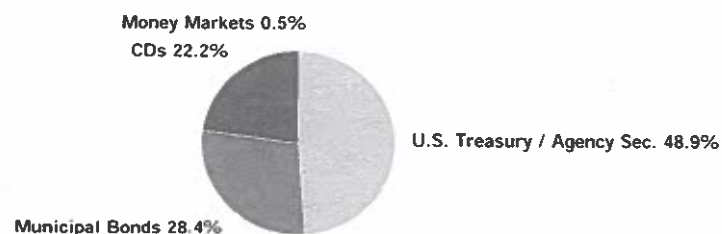
## MESSAGES AND ALERTS

Customers wishing to learn more about their investment professional can contact the FINRA BrokerCheck Hotline Number at 1-800-289-9999 or visit the FINRA Regulation website [www.finra.org](http://www.finra.org). Customers can also obtain an investor brochure that includes information describing the FINRA BrokerCheck program by contacting Brokerage Operations 1-888-889-1025.

Fifth Third Securities, Inc.

MN\_CEBMJHMRBBKXCPS\_BBBBB 20220429

## ACCOUNT ALLOCATION



	Percent	Prior Period	Current Period
Money Markets	0.5 %	\$43,279.70	\$43,279.70
CDs	22.2	\$2,144,662.82	\$2,128,735.62
Municipal Bonds	28.4	\$2,755,122.45	\$2,724,944.10
U.S. Treasury / Agency Sec.	48.9	\$4,737,835.75	\$4,685,735.00
TOTAL	100.0 %	\$9,680,900.72	\$9,582,694.42

Account Allocation shows the percentage that each asset class represents of your total account value. Account Allocation for equities, fixed income, and other categories may include mutual funds and may be net of short positions. NFS has made assumptions concerning how certain mutual funds are allocated. Closed-end mutual funds and Exchange Traded Products (ETPs) listed on an exchange may be included in the equity allocation. The chart may not reflect your actual portfolio allocation. Consult your broker/dealer prior to making investment decisions.

Please note that the FDIC insured deposit at Fifth Third Bank under the Fifth Third BD Program is not covered by SIPC. The FDIC insured deposit is eligible for FDIC insurance subject to FDIC coverage limits at the time funds are deposited at Fifth Third Bank. As referenced in the Fifth Third BD Program disclosure document, clients are responsible for monitoring their total assets at Fifth Third Bank to determine the extent of available FDIC coverage.

Account carried with National Financial Services LLC. Member  
NYSE, SIPC

Statement for the Period April 1, 2022 to April 30, 2022

MEDINA CITY SCHOOLS - Corporation  
Account Number: [REDACTED]



## Account Overview *continued*

### MESSAGES AND ALERTS *continued*

Customers wishing to learn more about how an order is routed or executed should notify their investment professional in writing. Pursuant to SEC rules, customers can request details on the identity of the venue to which their orders were routed for execution. A written report will be furnished upon request. To learn more about how your order is routed online, please visit <https://www.53.com/investments>.

Fifth Third Securities reminds you to please promptly report any inaccuracies or discrepancies in your account to Brokerage Operations by calling 1-888-889-1025. Please reconfirm any oral communications in writing to your investment professional to further protect your rights under the Securities Investor Protection Act (SIPA). Visit [53.com/FTSdisclosure](https://www.53.com/FTSdisclosure) to find important disclosures for retail investors, which includes information on the services our firm offers, fees, costs, and conflicts of interest.

Fifth Third Securities, Inc.

MN\_CEBMJHMRBBKXCPS\_BBBBBB 20220429

Account carried with National Financial Services LLC. Member  
NYSE, SIPC

Statement for the Period April 1, 2022 to April 30, 2022

MEDINA CITY SCHOOLS - Corporation

Account Number: [REDACTED]



## Holdings

NFS-provided cost basis, realized gain (loss) and holding period information may not reflect all adjustments necessary for tax purposes. Please refer to Footnotes and Cost Basis Information at the end of this statement for more information.

For additional information regarding your holdings, please refer to the footnotes at the end of the statement.

**Client Investment** - Reflects the amount from share purchases, transfers and conversions that have customer or third party provided cost basis. The amount does not reflect all account activity, including, but not limited to shares acquired via certain corporate actions, gifted/inherited, date of death step-up, or dividend reinvestments. The amount may fluctuate over time based on activity within the account due to buying, transferring or converting additional shares or selling all or part of a security. Transfers or conversions that do not have cost basis will not be reflected in the Client Investment amount. The reflected Client Investment amount does not represent your cost basis reported on IRS Form 1099-B, as it is a separate calculation.

### CASH AND CASH EQUIVALENTS - 0.45% of Total Account Value

Description	Symbol/Cusip Account Type	Quantity	Price on 04/30/22	Current Market Value	Estimated Annual Income
<b>Money Markets</b>					
FEDERATED HERMES GOVT OBLIGATIONS IS 7 DAY YIELD .20%	GOIXX CASH	43,279.7	\$1.00	\$43,279.70	
Dividend Option Cash					
Capital Gain Option Cash					
<b>Total Cash and Cash Equivalents</b>				<b>\$43,279.70</b>	

Fifth Third Securities, Inc.

MN\_CEBMJHMRBBKXCPS\_BBBBBB 20220429

Account carried with National Financial Services LLC, Member  
NYSE, SIPC

Statement for the Period April 1, 2022 to April 30, 2022

MEDINA CITY SCHOOLS - Corporation  
Account Number: [REDACTED]



**HOLDINGS > FIXED INCOME - 99.55% of Total Account Value**

For an explanation of fixed income pricing, please see the last page. Redemption schedule(s), bond rating(s), and other information are provided where available. If information does not appear regarding a particular investment, it is not available. The ratings on this statement are provided by Standard & Poor's and/or Moody's to rate the quality based on the respective rating agency's assessment. Ratings information from Standard & Poor's ("S&P") may not be reproduced. S&P credit ratings are statements of opinion and are not statements of fact or recommendations to purchase, hold, or sell securities, nor do they address the suitability of securities for investment purposes, and should not be relied on as investment advice. S&P does not guarantee the accuracy, completeness, timeliness or availability of any information, including ratings, and is not responsible for errors or omissions (negligent or otherwise). S&P gives no express or implied warranties, including but not limited to any warranties of merchantability or fitness for a particular purpose or use. S&P shall not be liable for any direct, indirect, incidental, exemplary, compensatory, punitive, special or consequential damages, costs, expenses, legal fees, or losses (including lost income or profits and opportunity costs) in connection with any use of ratings.

Description	Symbol/Cusip Account Type	Quantity	Estimated Price on 04/30/22	Estimated Current Market Value	Estimated Annual Income	Original/Adjusted Cost Basis	Unrealized Gain (Loss)
<b>CDs</b>							
Certificates of Deposit (CDs), including Market Indexed CDs and Market Linked CDs (collectively, MCDs) are generally shown at estimated market prices based upon a matrix or model pricing method that may not represent the actual price if sold prior to maturity. However, CDs and MCDs may be shown at face value for up to seven calendar days from date of issue if estimated market prices have not been received from a third party pricing vendor. The actual value of CDs and MCDs may be different from their purchase price. CDs and MCDs are subject to interest rate risk. The estimated market price reflected for MCDs may not be based on the actual closing value of the linked market index on the final maturity date and the market value of MCDs may not correspond directly to increases or decreases in the underlying linked market index. You may sell CDs or MCDs in the secondary market subject to market conditions. The secondary market for CDs and MCDs is generally illiquid. If sold prior to maturity, the value of MCDs may be less than the purchase amount or face value. The sale or redemption of any fixed income security prior to maturity may result in a substantial gain or loss, and an early withdrawal penalty may apply. Certain MCDs may only be redeemed on pre-specified liquidation dates and may have call features that allow the issuer to call the MCD prior to maturity. Certain Step Rate CDs are also subject to reinvestment risk if call provisions are exercised by the issuer and if a CD with a comparable rate is not available.							
See sales materials or contact your broker/dealer for additional information.							
WELLS FARGO NATL BK WEST LAS V CD 1.85000% 12/30/2022 FDIC INSURED CPN PMT MONTHLY Next Interest Payable: 05/30/22 Estimated Yield 1.84% Accrued Interest \$12.42 Average Unit Cost \$1.00 Client Investment \$245,000.00 Adjusted Cost Basis	949495AF2 CASH	245,000	\$1.00421	\$246,031.45	\$4,532.50	\$245,000.00	
						\$245,000.00	D \$1,031.45
EVERGREEN BK GROUP ILL CD 1.05000% 04/17/2023 FDIC INSURED CPN PMT MONTHLY Next Interest Payable: 05/15/22 Estimated Yield 1.05% Accrued Interest \$105.86 Average Unit Cost \$1.00 Client Investment \$230,000.00 Adjusted Cost Basis	300185JK2 CASH	230,000	\$0.99353	\$228,511.90	\$2,415.00	\$230,000.00	
						\$230,000.00	D (\$1,488.10)
FIRST SOURCE BK SOUTH BEND IND CD 1.35000% 08/03/2023 FDIC INSURED CPN PMT MONTHLY Next Interest Payable: 05/03/22	33646CMB7 CASH	217,000	\$0.99161	\$215,179.37	\$2,929.50	\$217,000.00	

Fifth Third Securities, Inc.

Account carried with National Financial Services LLC. Member  
NYSE, SIPC

MN\_CEBMJHMRBBKXCPS\_BBBBB 20220429

Statement for the Period April 1, 2022 to April 30, 2022

MEDINA CITY SCHOOLS - Corporation  
Account Number: [REDACTED]



HOLDINGS > FIXED INCOME *continued*

Description	Symbol/Cusip Account Type	Quantity	Estimated Price on 04/30/22	Estimated Current Market Value	Estimated Annual Income	Original/Adjusted Cost Basis	Unrealized Gain (Loss)
<b>FIRST SOURCE BK SOUTH BEND IND CD</b>	33646CMB7	<i>continued</i>					
Estimated Yield 1.36%							
Accrued Interest \$224.73							
Average Unit Cost \$1.00							
Client Investment \$217,000.00							
Adjusted Cost Basis						\$217,000.00 D	(\$1,820.63)
<b>NEW YORK COMMUNITY BANK CD 0.30000%</b>	649447UH0	249,000	\$0.9676	\$240,932.40	\$747.00	\$249,000.00	
12/11/2023 FDIC INSURED	CASH						
CPN PMT SEMI-ANNUAL							
ON JUN 11, DEC 11							
Next Interest Payable: 06/11/22							
Estimated Yield 0.31%							
Accrued Interest \$288.57							
Average Unit Cost \$1.00							
Client Investment \$249,000.00							
Adjusted Cost Basis						\$249,000.00 D	(\$8,067.60)
<b>MORGAN STANLEY BK N A CD 0.25000%</b>	61765QQ28	249,000	\$0.96625	\$240,596.25	\$622.50	\$249,000.00	
01/08/2024 FDIC INSURED	CASH						
CPN PMT QUARTERLY							
ON OCT 08, JAN 08, APR 08, JUL 08							
Next Interest Payable: 07/08/22							
STEP COUPON							
RESET FREQUENCY TERM MODE							
NEXT RESET 07/08/2022 @ 0.35000							
Estimated Yield 0.25%							
Accrued Interest \$37.52							
Average Unit Cost \$1.00							
Client Investment \$249,000.00							
Adjusted Cost Basis						\$249,000.00 D	(\$8,403.75)
<b>CFBANK FAIRLAWN OH CD 2.80000%</b>	15721UCY3	235,000	\$1.0039	\$235,916.50	\$6,580.00	\$235,000.00	
03/15/2024 FDIC INSURED	CASH						
CPN PMT MONTHLY							
Next Interest Payable: 05/15/22							
Estimated Yield 2.78%							
Accrued Interest \$288.44							
Average Unit Cost \$1.00							
Client Investment \$235,000.00							
Adjusted Cost Basis						\$235,000.00 D	\$916.50

Fifth Third Securities, Inc.

Account carried with National Financial Services LLC, Member  
NYSE, SIPC

MN\_CEBMJHMRBBKXCPS\_BBBBB 20220429

Statement for the Period April 1, 2022 to April 30, 2022

MEDINA CITY SCHOOLS - Corporation  
Account Number: [REDACTED]



**HOLDINGS > FIXED INCOME** *continued*

Description	Symbol/Cusip Account Type	Quantity	Estimated Price on 04/30/22	Estimated Current Market Value	Estimated Annual Income	Original/Adjusted Cost Basis	Unrealized Gain (Loss)
<b>FIRST ST BK BUXTON ND CD 2.40000%</b>	31860PAL2	245,000	\$0.99344	\$243,392.80	\$5,880.00	\$245,000.00	
05/30/2024 FDIC INSURED	CASH						
CPN PMT MONTHLY							
Next Interest Payable: 05/30/22							
Estimated Yield 2.41%							
Accrued Interest \$16.11							
Average Unit Cost \$1.00							
Client Investment \$245,000.00							
Adjusted Cost Basis						\$245,000.00	
						D	(\$1,607.20)
<b>STATE BK REESEVILLE WIS CD 2.25000%</b>	856487AX1	240,000	\$0.98958	\$237,499.20	\$5,400.00	\$240,000.00	
06/28/2024 FDIC INSURED	CASH						
CPN PMT MONTHLY							
Next Interest Payable: 05/28/22							
Estimated Yield 2.27%							
Accrued Interest \$44.38							
Average Unit Cost \$1.00							
Client Investment \$240,000.00							
Adjusted Cost Basis						\$240,000.00	
						D	(\$2,500.80)
<b>RAYMOND JAMES BK NATL ASSN CD 2.00000%</b>	75472RAE1	245,000	\$0.98235	\$240,675.75	\$4,900.00	\$245,000.00	
08/23/2024 FDIC INSURED	CASH						
CPN PMT SEMI-ANNUAL							
ON FEB 23, AUG 23							
Next Interest Payable: 08/23/22							
Estimated Yield 2.03%							
Accrued Interest \$899.45							
Average Unit Cost \$1.00							
Client Investment \$245,000.00							
Adjusted Cost Basis						\$245,000.00	
						D	(\$4,324.25)
<b>Total CDs</b>		<b>2,155,000</b>		<b>\$2,128,735.62</b>	<b>\$34,006.50</b>	<b>\$2,155,000.00</b>	<b>(\$26,264.38)</b>
<b>Municipal Bonds</b>							
<b>WASHINGTON OHIO LOC SCH DIST LUCAS CNTY</b>	939483FM0	775,000	\$101.90	\$789,725.00	\$38,750.00	\$835,054.75	
05.00000% 12/01/2022 FACS CONSTR IMPT GO	CASH						
UNLTD TAX BDS SER. 2020 A							
OH SCH DST CR ENH PG							
UNLIMITED GEN OBLIG							
MOODY'S Aa2							
CPN PMT SEMI-ANNUAL							

Fifth Third Securities, Inc.

Account carried with National Financial Services LLC, Member  
NYSE, SIPC

MN\_CEBMJHMRBBKXCPS\_BBBBB 20220429

Statement for the Period April 1, 2022 to April 30, 2022

MEDINA CITY SCHOOLS - Corporation  
Account Number: [REDACTED]



HOLDINGS > FIXED INCOME *continued*

Description	Symbol/Cusip Account Type	Quantity	Estimated Price on 04/30/22	Estimated Current Market Value	Estimated Annual Income	Original/Adjusted Cost Basis	Unrealized Gain (Loss)
<b>WASHINGTON OHIO LOC SCH DIST LUCAS CNTY</b> 939483FM0 <i>continued</i>							
ON DEC 01, JUN 01							
Next Interest Payable: 06/01/22							
Accrued Interest \$16145.83							
Average Unit Cost \$101.74							
Client Investment \$835,054.75							
Adjusted Cost Basis							
						\$788,458.34	D \$1,266.66
<b>COLUMBUS OHIO ST CMNTY COLLEGE 00.56700%</b> 19954VAJ6							
12/01/2024 TAXABLE FACS CONSTR IMPT GO CASH							
UNLTD TAX BDS SER. 2020 B							
UNLIMITED GEN OBLIG							
MOODY'S Aa1 /S&P AA							
CPN PMT SEMI-ANNUAL							
ON JUN 01, DEC 01							
Next Interest Payable: 06/01/22							
Accrued Interest \$1086.75							
Average Unit Cost \$98.62							
Client Investment \$453,645.40							
Adjusted Cost Basis							
						\$453,645.40	D (\$22,091.80)
Unrealized Market Discount Income \$359.61 Q							
<b>CENTERVILLE OHIO CITY SCH DIST 00.81900%</b> 152239JX8							
12/01/2025 TAXABLE UNLTD TAX GO IMPT REF CASH							
BDS SER. 2020							
UNLIMITED GEN OBLIG							
MOODY'S Aa1							
CPN PMT SEMI-ANNUAL							
ON DEC 01, JUN 01							
Next Interest Payable: 06/01/22							
Accrued Interest \$853.13							
Average Unit Cost \$100.24							
Client Investment \$250,772.50							
Adjusted Cost Basis							
						\$250,608.81	D (\$20,271.31)
<b>FRANKLIN CNTY OHIO TAXABLE GO LTD TAX</b> 3531727W3							
00.85000% 06/01/2026 VAR PURP REF BDS CASH							
SER. 2021 B							
LIMITED GEN OBLIG							
MOODY'S Aaa /S&P AAA							
CPN PMT SEMI-ANNUAL							
ON DEC 01, JUN 01							

Fifth Third Securities, Inc.

Account carried with National Financial Services LLC, Member  
NYSE, SIPC

MN\_CEBMJHMRBBKXCPS\_BBBBB 20220429



Statement for the Period April 1, 2022 to April 30, 2022

MEDINA CITY SCHOOLS - Corporation

Account Number: [REDACTED]



**Fifth Third  
Securities**

**HOLDINGS > FIXED INCOME** *continued*

Description	Symbol/Cusip Account Type	Quantity	Estimated Price on 04/30/22	Estimated Current Market Value	Estimated Annual Income	Original/Adjusted Cost Basis	Unrealized Gain (Loss)
<b>FRANKLIN CNTY OHIO TAXABLE GO LTD TAX</b>	3531727W3	<i>continued</i>					
Next Interest Payable: 06/01/22							
Accrued Interest \$4958.33							
Average Unit Cost \$100.00							
Client Investment \$1,400,000.00							
Adjusted Cost Basis						\$1,400,000.00 D	(\$126,672.00)
<b>Total Municipal Bonds</b>		<b>2,885,000</b>		<b>\$2,724,944.10</b>	<b>\$55,305.70</b>	<b>\$2,892,712.55</b>	<b>(\$167,768.45)</b>
<b>U.S. Treasury / Agency Securities</b>							
<b>FEDERAL NATL MTG ASSN NOTE 0.42000%</b>	3135G06E8	275,000	\$94.004	\$258,511.00	\$1,155.00	\$274,835.00	
11/18/2024	CASH						
MOODY'S Aaa /S&P AA+							
CPN PMT SEMI-ANNUAL							
ON MAY 18, NOV 18							
Next Interest Payable: 05/18/22							
CALLABLE ON 11/18/2022 @ 100.0000							
Accrued Interest \$522.96							
Average Unit Cost \$99.94							
Client Investment \$274,835.00							
Adjusted Cost Basis						\$274,835.00 D	(\$16,324.00)
<b>FEDERAL HOME LOAN BA SER HR-9025</b>	3130AQRN5	1,000,000	\$97.227	\$972,270.00	\$11,500.00	\$994,230.00	
1.15000% 02/18/2025	CASH						
MOODY'S Aaa /S&P AA+							
CPN PMT SEMI-ANNUAL							
ON AUG 18, FEB 18							
1ST CPN DTE 08/18/2022							
Next Interest Payable: 08/18/22							
CALLABLE ON 05/18/2022 @ 100.0000							
STEP COUPON							
RESET FREQUENCY TERM MODE							
NEXT RESET 08/18/2023 @ 2.15000							
Accrued Interest \$2300.00							
Average Unit Cost \$99.42							
Client Investment \$994,230.00							
Adjusted Cost Basis						\$994,230.00 D	(\$21,960.00)
<b>FEDERAL FARM CR BKS BOND 0.53000%</b>	3133EMFC1	1,000,000	\$93.591	\$935,910.00	\$5,300.00	\$998,500.00	
07/29/2025	CASH						
MOODY'S Aaa /S&P AA+							

Fifth Third Securities, Inc.

Account carried with National Financial Services LLC, Member  
NYSE, SIPC

MN\_CEBMJHMRBBKXCPS\_BBBBB 20220429

Statement for the Period April 1, 2022 to April 30, 2022

MEDINA CITY SCHOOLS - Corporation  
Account Number: [REDACTED]



HOLDINGS > FIXED INCOME *continued*

Description	Symbol/Cusip Account Type	Quantity	Estimated Price on 04/30/22	Estimated Current Market Value	Estimated Annual Income	Original/Adjusted Cost Basis	Unrealized Gain (Loss)
<b>FEDERAL FARM CR BKS BOND 0.53000%</b> CPN PMT SEMI-ANNUAL ON JAN 29, JUL 29 Next Interest Payable: 07/29/22 CONTINUOUSLY CALLABLE FROM 10/29/2021 CALLABLE ON 05/05/2022 @ 100.0000 Accrued Interest \$1354.44 Average Unit Cost \$99.85 Client Investment \$998,500.00 Adjusted Cost Basis	3133EMFC1	<i>continued</i>				\$998,500.00	D (\$62,590.00)
<b>FEDERAL FARM CR BKS BOND 0.61000%</b> 08/25/2025 MOODY'S Aaa /S&P AA+ CPN PMT SEMI-ANNUAL ON FEB 25, AUG 25 Next Interest Payable: 08/25/22 CONTINUOUSLY CALLABLE FROM 02/25/2021 CALLABLE ON 05/05/2022 @ 100.0000 Accrued Interest \$1118.33 Average Unit Cost \$100.00 Client Investment \$1,000,000.00 Adjusted Cost Basis	3133EL4W1 CASH	1,000,000	\$92.439	\$924,390.00	\$6,100.00	\$1,000,000.00	D (\$75,610.00)
<b>FEDERAL HOME LOAN BA SER L7-2026</b> 0.50000% 04/14/2026 MOODY'S Aaa /S&P AA+ CPN PMT SEMI-ANNUAL ON OCT 14, APR 14 Next Interest Payable: 10/14/22 CALLABLE ON 07/14/2022 @ 100.0000 STEP COUPON RESET FREQUENCY TERM MODE NEXT RESET 04/14/2023 Accrued Interest \$222.22 Average Unit Cost \$100.00 Client Investment \$1,000,000.00 Adjusted Cost Basis	3130ALVT8 CASH	1,000,000	\$94.329	\$943,290.00	\$5,000.00	\$1,000,000.00	D (\$56,710.00)
<b>FEDERAL HOME LOAN BA SER TX-9026</b> 0.65000% 09/30/2026 MOODY'S Aaa /S&P AA+	3130ANZM5 CASH	700,000	\$93.052	\$651,364.00	\$4,550.00	\$698,999.00	

Fifth Third Securities, Inc.

Account carried with National Financial Services LLC, Member  
NYSE, SIPC

MN\_CEBMJHMRBBKXCPS\_BBBBB 20220429

Statement for the Period April 1, 2022 to April 30, 2022

MEDINA CITY SCHOOLS - Corporation  
Account Number: [REDACTED]



HOLDINGS > FIXED INCOME *continued*

Description	Symbol/Cusip Account Type	Quantity	Estimated Price on 04/30/22	Estimated Current Market Value	Estimated Annual Income	Original/Adjusted Cost Basis	Unrealized Gain (Loss)
<b>FEDERAL HOME LOAN BA SER TX-9026</b> 3130ANZM5 <i>continued</i>							
CPN PMT SEMI-ANNUAL ON MAR 30, SEP 30 Next Interest Payable: 09/30/22 CALLABLE ON 06/30/2022 @ 100.0000 STEP COUPON RESET FREQUENCY TERM MODE NEXT RESET 09/30/2022 @ 0.70000 Accrued Interest \$379.17 Average Unit Cost \$99.86 Client Investment \$698,999.00 Adjusted Cost Basis							
<b>Total U.S. Treasury / Agency Securities</b>						\$698,999.00 D	(\$47,635.00)
<b>Total Fixed Income</b>						\$4,966,564.00	(\$280,829.00)
<b>Total Fixed Income Client Investment</b>						\$10,014,276.55	(\$474,861.83)
<b>Total Securities</b>						\$9,539,414.72	(\$474,861.83)
<b>TOTAL PORTFOLIO VALUE</b>						\$10,014,276.55	(\$474,861.83)
<b>TOTAL CLIENT INVESTMENT</b>						\$10,061,036.65	

## Activity

NFS-provided cost basis, realized gain (loss) and holding period information may not reflect all adjustments necessary for tax purposes. Please refer to Footnotes and Cost Basis Information at the end of this statement for more information.

### CORE FUND ACTIVITY

For more information about the operation of your core account, please refer to your Customer Agreement.

Settlement Date	Account Type	Transaction	Description	Quantity	Amount
04/01/22	CASH	YOU BOUGHT	FEDERATED HERMES GOVT OBLIGATIONS IS @ 1	3.1	(\$3.10)

Fifth Third Securities, Inc.

MN\_CEBMJHMRBBKXCPS\_BBBBB 20220429

Account carried with National Financial Services LLC, Member  
NYSE, SIPC

Statement for the Period April 1, 2022 to April 30, 2022

MEDINA CITY SCHOOLS - Corporation  
Account Number: [REDACTED]



CORE FUND ACTIVITY *continued*

Settlement Date	Account Type	Transaction	Description	Quantity	Amount
04/04/22	CASH	YOU BOUGHT	FEDERATED HERMES GOVT OBLIGATIONS IS @ 1	1,460.74	(\$1,460.74)
04/08/22	CASH	YOU BOUGHT	FEDERATED HERMES GOVT OBLIGATIONS IS @ 1	153.49	(\$153.49)
04/14/22	CASH	YOU BOUGHT	FEDERATED HERMES GOVT OBLIGATIONS IS @ 1	2,500	(\$2,500.00)
04/18/22	CASH	YOU BOUGHT	FEDERATED HERMES GOVT OBLIGATIONS IS @ 1	763.96	(\$763.96)
04/28/22	CASH	YOU BOUGHT	FEDERATED HERMES GOVT OBLIGATIONS IS @ 1	458.63	(\$458.63)
04/29/22	CASH	YOU SOLD	FEDERATED HERMES GOVT OBLIGATIONS IS @ 1	(5,339.92)	\$5,339.92
<b>TOTAL CORE FUND ACTIVITY</b>					<b>\$0.00</b>

ACTIVITY > ADDITIONS AND WITHDRAWALS > OTHER ADDITIONS AND WITHDRAWALS

Date	Account Type	Transaction	Description	Quantity	Amount
<b>Other Additions and Withdrawals</b>					
04/29/22	CASH	WIRE TRANS TO BANK	WD66273672 THE HUNTINGTON NATIONAL BANK [REDACTED]		(\$5,339.92)
<b>Total Other Additions and Withdrawals</b>					<b>(\$5,339.92)</b>
<b>TOTAL ADDITIONS AND WITHDRAWALS</b>					<b>(\$5,339.92)</b>

Fifth Third Securities, Inc.

MN\_CEBMJHMRBBKXCPS\_BBBB 20220429

Account carried with National Financial Services LLC, Member  
NYSE, SIPC

Statement for the Period April 1, 2022 to April 30, 2022

MEDINA CITY SCHOOLS - Corporation  
Account Number: [REDACTED]



ACTIVITY > INCOME > TAXABLE INCOME

Settlement Date	Account Type	Transaction	Description	Quantity	Amount
<b>Taxable Dividends</b>					
03/31/22	CASH	DIVIDEND RECEIVED	FEDERATED HERMES GOVT OBLIGATIONS IS DIVIDEND RECEIVED		\$3.10
<b>Total Taxable Dividends</b>					<b>\$3.10</b>
<b>Taxable Interest</b>					
04/03/22	CASH	INTEREST	FIRST SOURCE BK SOUTH BEND IND CD 1.35000% 08/03/2023		\$1,460.74
04/08/22	CASH	INTEREST	MORGAN STANLEY BK N A CD 0.25000% 01/08/2024		\$153.49
04/14/22	CASH	INTEREST	FEDERAL HOME LOAN BA SER L7-2026 0.50000% 04/14/2026		\$2,500.00
04/15/22	CASH	INTEREST	CFBANK FAIRLAWN OH CD 2.80000% 03/15/2024		\$558.85
04/15/22	CASH	INTEREST	EVERGREEN BK GROUP ILL CD 1.05000% 04/17/2023		\$205.11
04/28/22	CASH	INTEREST	STATE BK REESEVILLE WIS CD 2.25000% 06/28/2024		\$458.63
<b>Total Taxable Interest</b>					<b>\$5,336.82</b>
<b>Total Taxable Income</b>					<b>\$5,339.92</b>
<b>TOTAL INCOME</b>					<b>\$5,339.92</b>

Fifth Third Securities, Inc.

MN\_CEBMJHMRBBKXCPS\_BBBBB 20220429

Account carried with National Financial Services LLC, Member NYSE, SIPC



**MULTI-BANK SECURITIES, INC.\***

1000 Town Center, Suite 2500  
Southfield, MI 48075  
(800) 967-9045

Member of FINRA & SIPC; MSRB Registered.

## Brokerage Account Statement

April 1, 2022 - April 30, 2022

Account Number: [REDACTED]

MEDINA CITY SCHOOLS  
739 WEYMOUTH RD  
MEDINA OH 44256-2037

### Portfolio at a Glance

	This Period
<b>BEGINNING ACCOUNT VALUE</b>	<b>\$12,548,941.29</b>
Deposits (Cash & Securities)	740,000.00
Withdrawals (Cash & Securities)	-13,036.62
Dividends, Interest and Other Income	5,325.29
<b>Net Change in Portfolio<sup>1</sup></b>	<b>-78,611.96</b>
<b>ENDING ACCOUNT VALUE</b>	<b>\$13,202,618.00</b>
Estimated Annual Income	\$119,880.50

<sup>1</sup> Net Change in Portfolio is the difference between the ending account value and beginning account value after activity.

### Asset Summary

Percent	Asset Type	Last Period	This Period
1%	Cash, Money Funds, and Bank Deposits	8,258.84	547.51
99%	Fixed Income	12,540,682.45	13,202,070.49
<b>100%</b>	<b>Account Total</b>	<b>\$12,548,941.29</b>	<b>\$13,202,618.00</b>

Please review your allocation periodically with your Account Executive.

### Client Service Information

Your Account Executive: **ATT**  
ANDREW CARDINALI

#### Contact Information

**E-Mail:** customerservice@mbssecurities.com

#### Client Service Information

**Service Hours:** Weekdays 09:00 a.m. - 05:00 p.m. (EST)  
**Client Service Telephone Number:** (800) 967-9045  
**Web Site:** WWW.MBSSECURITIES.COM



## Your Account Information

### INVESTMENT OBJECTIVE

Investment Objective: NONE SPECIFIED

Please discuss your investment objective with your Account Executive.

### TAX LOT DEFAULT DISPOSITION METHOD

Default Method for Mutual Funds: First In First Out

Default Method for Stocks in a Dividend Reinvestment Plan: First In First Out

Default Method for all Other Securities: First In First Out

### BOND AMORTIZATION ELECTIONS

Amortize premium on taxable bonds based on Constant Yield Method: Yes

Accrual market discount method for all other bond types: Constant Yield Method

Include market discount in income annually: No

### ELECTRONIC DELIVERY

Your electronic delivery selections for account communications are listed below:

#### Electronic Delivery

Enrollment	Communication
<input checked="" type="checkbox"/>	Statements and Reports
<input checked="" type="checkbox"/>	Trade Confirmations
<input checked="" type="checkbox"/>	Tax Documents
<input checked="" type="checkbox"/>	Notifications
<input checked="" type="checkbox"/>	Prospectus
<input checked="" type="checkbox"/>	Proxy/Shareholder Communications

You have not enrolled any of the above documents for electronic delivery. Please log in to your account or contact your Account Executive to make any changes to your electronic delivery preferences.

## Income and Expense Summary

	Current Period		Year-to-Date	
	Taxable	Non Taxable	Taxable	Non Taxable
<b>Interest Income</b>				
Bond Interest	0.00	0.00	1,737.00	0.00
Other Interest	5,325.29	0.00	33,230.54	0.00
<b>Total Income</b>	<b>\$5,325.29</b>	<b>\$0.00</b>	<b>\$34,967.54</b>	<b>\$0.00</b>

## Portfolio Holdings

Description	Quantity	Opening Balance	Closing Balance	Accrued Income	30-Day Yield
<b>CASH, MONEY FUNDS AND BANK DEPOSITS 1.00% of Portfolio</b>					
Cash Balance		8,258.84	547.51		
<b>TOTAL CASH, MONEY FUNDS AND BANK DEPOSITS</b>		<b>\$8,258.84</b>	<b>\$547.51</b>	<b>\$0.00</b>	



April 1, 2022 - April 30, 2022  
MEDINA CITY SCHOOLS

**Portfolio Holdings (continued)**

Description	Quantity	Market Price	Market Value	Accrued Interest	Estimated Annual Income	Estimated Yield
<b>FIXED INCOME 99.00% of Portfolio</b> (In Maturity Date Sequence)						
<b>Certificates of Deposit</b>						
*PINNACLE BK NASHVILLE TENN CTF DEP ACT/365 1.000% 05/06/22 B/E DTD 05/06/20 ACT/365 Security Identifier: 72345SKR1	248,000.0000	100.0080	248,019.84	1,189.04	2,480.00	0.99%
DELTA NATL BK & TR CO NEW YORK NY CTF DEP 1.100% 08/03/22 B/E DTD 03/30/20 ACT/365 Security Identifier: 24773RBM6	91,000.0000	100.1190	91,108.29	82.27	1,001.00	1.09%
CAPITAL ONE NATL ASSN MCLEAN VA CTF DEP 2.050% 08/15/22 DTD 08/14/19 ACT/365 Security Identifier: 14042RMX6	248,000.0000	100.4050	249,004.40	1,044.66	5,084.00	2.04%
LAKELAND BK NFLD N J CTF DEP 1.100% 09/30/22 B/E DTD 03/30/20 ACT/365 1ST CPN DTE 09/30/20 Security Identifier: 511640AX2	248,000.0000	100.1050	248,260.40	224.22	2,728.00	1.09%
SYNOVUS BK COLUMBUS GA CTF DEP 1.400% 10/17/22 B/E DTD 04/17/20 ACT/365 1ST CPN DTE 10/17/20 Security Identifier: 87164DRV4	248,000.0000	100.2310	248,572.88	123.66	3,472.00	1.39%
SALLIE MAE BK SALT LAKE CITY UT CTF DEP 2.650% 01/31/23 DTD 01/31/18 ACT/365 1ST CPN DTE 07/31/18 Security Identifier: 795450J71	246,000.0000	100.9700	248,386.20	1,589.56	6,519.00	2.62%
EAGLEBANK BETHESDA MD CTF DEP 1.650% 03/06/23 DTD 03/06/20 ACT/365 1ST CPN DTE 04/06/20 Security Identifier: 27002YEV4	248,000.0000	100.1080	248,267.84	269.06	4,092.00	1.64%
LIVE OAK BKG CO WILMINGTON N C CTF DEP 1.550% 03/06/23 DTD 03/06/20 ACT/365 Security Identifier: 538036JZ8	100,000.0000	100.0230	100,023.00	123.15	1,550.00	1.54%
BANKUNITED NATL ASSN MIAMI LAKES FL CTF DEP 0.250% 03/20/23 B/E DTD 03/19/21 ACT/365 Security Identifier: 066519QQ5	248,000.0000	98.8140	245,058.72	18.68	620.00	0.25%
MAINSTREET BK FAIRFAX VA CTF DEP ACT/365 0.200% 03/29/23 B/E DTD 03/29/21 ACT/365 Security Identifier: 56065GAL2	248,000.0000	98.6970	244,768.56	1.36	496.00	0.20%
AMERICAN EXPRESS NATL BK BROKERED INTL CTF DEP PROGRAM INSTL CTF DEP 1.450% 03/31/23 B/E DTD 03/31/20 Security Identifier: 02589AB50	248,000.0000	99.8220	247,558.56	295.56	3,596.00	1.45%



## Portfolio Holdings (continued)

Description	Quantity	Market Price	Market Value	Accrued Interest	Estimated Annual Income	Estimated Yield
<b>FIXED INCOME (continued)</b>						
<b>Certificates of Deposit (continued)</b>						
BANK LEUMI USA NEW YORK N Y CTF DEP 1.450% 03/31/23 B/E DTD 03/31/20 ACT/365 1ST CPN DTE 09/30/20 Security Identifier: 063248KR8	248,000.0000	99.8220	247,558.56	295.56	3,596.00	1.45%
NORTHSTAR BK BAD AXE MICH CTF DEP 1.150% 03/31/23 B/E DTD 03/31/20 ACT/365 1ST CPN DTE 04/30/20 Security Identifier: 66704MEQ0	248,000.0000	99.5500	246,884.00	0.00	2,852.00	1.15%
WEBBANK SALT LAKE CITY UTAH CTF DEP 0.200% 05/01/23 B/E DTD 04/30/21 ACT/365 CALLABLE 04/30/22 Security Identifier: 947547MS1	246,000.0000	98.4240	242,123.04	0.00	492.00	0.20%
M Y SAFRA BK FSB NEW YORK N Y CTF DEP 0.250% 05/26/23 B/E DTD 11/27/20 ACT/365 CALLABLE 05/27/22 Security Identifier: 55406JBL5	248,000.0000	98.3000	243,784.00	261.59	620.00	0.25%
HINGHAM INSTN SVGS MASS CTF DEP 0.200% 06/28/23 B/E DTD 06/28/21 ACT/365 1ST CPN DTE 12/28/21 Security Identifier: 433323EA6	248,000.0000	98.0090	243,062.32	167.15	496.00	0.20%
WEX BK MIDVALE UTAH CTF DEP 0.250% 06/30/23 B/E DTD 06/30/21 ACT/365 1ST CPN DTE 12/30/21 Security Identifier: 92937CKM9	248,000.0000	98.0520	243,168.96	205.53	620.00	0.25%
INDUSTRIAL & COML BK CHINA USA NATL ASSN N Y 0.250% 07/21/23 B/E DTD 07/22/21 ACT/365 Security Identifier: 45581ECL3	246,000.0000	97.8890	240,806.94	165.12	615.00	0.25%
GOLDMAN SACHS BK USA NEW YORK CTF DEP 0.250% 08/07/23 DTD 05/05/21 ACT/365 CALLABLE 05/05/22 Security Identifier: 38149MWB5	246,000.0000	97.7610	240,492.06	42.12	615.00	0.25%
LIVE OAK BKG CO WILMINGTON N C CTF DEP 1.600% 09/06/23 DTD 03/06/20 ACT/365 Security Identifier: 538036KB9	147,000.0000	99.3210	146,001.87	186.87	2,352.00	1.61%
SYNCHRONY BK RETAIL CTF DEP FIDELITY INSTL CTF DEP 0.350% 09/11/23 DTD 09/10/21 ACT/365 Security Identifier: 87165FZV9	248,000.0000	97.6110	242,075.28	121.28	868.00	0.35%
BANK HAPOLIM B M NEW YORK BRH CTF DEP 0.300% 09/14/23 B/E DTD 09/14/20 ACT/365 1ST CPN DTE 03/14/21 Security Identifier: 06251A2E9	246,000.0000	97.5190	239,896.74	95.03	738.00	0.30%
JPMORGAN CHASE BK NA COLUMBUS OHIO CTF DEP 1.400% 09/29/23 B/E DTD 03/31/22 ACT/365 Security Identifier: 48128WWMR3	248,000.0000	98.9230	245,329.04	285.37	3,472.00	1.41%
MORGAN STANLEY BK N A MKT LKD INSTL CTF DEP PROGRAM 1.400% 09/29/23 B/E DTD 03/31/22 ACT/365 Security Identifier: 61773TDC4	248,000.0000	98.9290	245,343.92	285.37	3,472.00	1.41%



April 1, 2022 - April 30, 2022  
MEDINA CITY SCHOOLS

### Portfolio Holdings (continued)

Description	Quantity	Market Price	Market Value	Accrued Interest	Estimated Annual Income	Estimated Yield
<b>FIXED INCOME (continued)</b>						
<b>Certificates of Deposit (continued)</b>						
BANKWEST INC PIERRE S D CTF DEP 1.250% 10/24/23 B/E DTD 04/24/20 ACT/365 1ST CPN DTE 05/15/20 Security Identifier: 06652CHH7	248,000.0000	98.5690	244,451.12	127.40	3,100.00	1.26%
NEW YORK CMNTY BK WESTBURY NEW YORK CTF DEP 0.300% 11/09/23 B/E DTD 11/09/20 ACT/365 Security Identifier: 649447UE7	248,000.0000	97.0580	240,703.84	350.60	744.00	0.30%
BMW BK NORTH AMER SALT LAKE CITY UTAH CTF DEP 0.350% 01/16/24 DTD 07/16/21 ACT/365 Security Identifier: 05580AA95	246,000.0000	96.5050	237,402.30	245.33	861.00	0.36%
DELTA NATL BK & TR CO NEW YORK NY CTF DEP 1.200% 03/04/24 B/E DTD 03/31/20 ACT/365 Security Identifier: 24773RBN4	141,000.0000	97.5440	137,537.04	139.07	1,692.00	1.23%
THIRD FED SVGS & LN ASSN OF CLEVELAND CTF DEP 0.400% 03/15/24 B/E DTD 09/15/21 ACT/365 Security Identifier: 88413QDC9	245,000.0000	95.9990	235,197.55	123.51	980.00	0.41%
PREFERRED BK LOS ANGELES CALIF CTF DEP 1.100% 03/27/24 DTD 03/27/20 ACT/365 Security Identifier: 740367KG1	227,000.0000	97.1750	220,587.25	20.52	2,497.00	1.13%
SECURITY ST BK FARWELL TEX CTF DEP 0.400% 03/28/24 B/E DTD 03/31/21 ACT/365 CALLABLE 04/30/22 Security Identifier: 81500JBG7	248,000.0000	95.8550	237,720.40	0.00	992.00	0.41%
PACIFIC WESTN BK BEVERLY HILLS CALIF CTF DEP 1.300% 04/16/24 B/E DTD 04/16/20 ACT/365 Security Identifier: 69506YRH4	248,000.0000	97.3890	241,524.72	123.66	3,224.00	1.33%
DISCOVER BK GREENWOOD DEL CTF DEP 2.500% 04/29/24 B/E DTD 04/27/22 ACT/365 Security Identifier: 254673B62	248,000.0000	99.6110	247,035.28	50.96	6,200.00	2.50%
CENTERSTATE BK FLA NA WINTERHAVEN FL CTF DEP 1.050% 04/30/24 B/E DTD 04/30/20 ACT/365 Security Identifier: 15201QDH7	248,000.0000	96.8030	240,071.44	0.00	2,604.00	1.08%
LINCOLN SVGS BK REINBECK IOWA CTF DEP CT/365 0.600% 06/24/24 B/E DTD 06/24/20 ACT/365 Security Identifier: 534732AV4	248,000.0000	95.5250	236,902.00	24.46	1,488.00	0.62%

# Portfolio Holdings (continued)

Description	Quantity	Market Price	Market Value	Accrued Interest	Estimated Annual Income	Estimated Yield
<b>FIXED INCOME (continued)</b>						
<b>Certificates of Deposit (continued)</b>						
FIRST KEYSTONE CMNTY BK BERWICK PA CTF DEP 0.600% 06/28/24 B/E DTD 06/30/20 ACT/365 Security Identifier: 32065RAK1	248,000.0000	95.4880	236,810.24	0.00	1,488.00	0.62%
FLAGSTAR BK FSB TROY MICH CTF DEP 0.500% 07/17/24 B/E DTD 07/17/20 ACT/365 1ST CPN DTE 01/17/21 Security Identifier: 33847E3V7	248,000.0000	95.1640	236,006.72	349.92	1,240.00	0.52%
TOYOTA FINL SVGS BK HEND NV CTF DEP 0.600% 08/12/24 B/E DTD 08/12/21 ACT/365 1ST CPN DTE 02/12/22 Security Identifier: 89235MLG4	248,000.0000	95.1890	236,068.72	313.91	1,488.00	0.63%
INSTITUTION FOR SVGS IN NEWBURYPORT & ITS VIC MA CTF DEP 0.700% 10/28/24 B/E DTD 10/28/21 ACT/365 Security Identifier: 45780PBBO	249,000.0000	94.8420	236,156.58	9.55	1,743.00	0.73%
MAGNOLIA BK INC KY CTF DEP 0.400% 10/30/24 B/E DTD 10/30/20 ACT/365 CALLABLE 04/30/22 Security Identifier: 559582AK7	247,000.0000	94.1040	232,436.88	0.00	988.00	0.42%
CAPITAL ONE BK USA NATL ASSN GLEN ALLEN VA CTF DEP 0.700% 11/18/24 B/E DTD 11/17/21 ACT/365 Security Identifier: 14042TDV6	246,000.0000	94.7260	233,025.96	773.72	1,722.00	0.73%
COMMERCIAL BK WEST LIBERTY KY CTF DEP 1.100% 03/17/25 DTD 03/17/20 ACT/365 CALLABLE 05/17/22 Security Identifier: 201525AC6	248,000.0000	94.8960	235,342.08	97.16	2,728.00	1.15%
SAFRA NATL BK NEW YORK CTF DEP INSTL CTF DEP 2.000% 03/24/25 B/E DTD 03/23/22 ACT/365 Security Identifier: 78658RHM6	248,000.0000	97.3570	241,445.36	516.38	4,960.00	2.05%
BEAL BK PLANO TEX CTF DEP 2.600% 04/16/25 B/E DTD 04/20/22 ACT/365 1ST CPN DTE 10/20/22 Security Identifier: 07371AN74	246,000.0000	98.9440	243,402.24	175.23	6,396.00	2.62%
ALLY BK SANDY UTAH CTF DEP 2.950% 04/28/25 B/E DTD 04/28/22 ACT/365 CALLABLE 10/28/22 Security Identifier: 02007GQG1	246,000.0000	99.9140	245,788.44	39.76	7,257.00	2.95%
STATE BK INDIA CHICAGO ILL CTF DEP 0.950% 07/10/25 B/E DTD 07/10/20 ACT/365 1ST CPN DTE 01/10/21 Security Identifier: 856283P26	246,000.0000	93.8470	230,863.62	704.30	2,337.00	1.01%
BANK BARODA NEW YORK BRH CTF DEP 0.650% 07/22/25 B/E DTD 07/22/20 ACT/365 1ST CPN DTE 01/22/21 Security Identifier: 06063HMT7	246,000.0000	92.8700	228,460.20	429.32	1,599.00	0.69%
TEXAS EXCHANGE BK SSB CROWLEY CTF DEP 0.850% 11/14/25 B/E DTD 10/08/21 ACT/365 CALLABLE 05/08/22 Security Identifier: 88241TLZ1	248,000.0000	92.8700	230,317.60	127.06	2,108.00	0.91%



April 1, 2022 - April 30, 2022  
MEDINA CITY SCHOOLS

**Portfolio Holdings (continued)**

Description	Quantity	Market Price	Market Value	Accrued Interest	Estimated Annual Income	Estimated Yield
<b>FIXED INCOME (continued)</b>						
<b>Certificates of Deposit (continued)</b>						
TIAA FSB JACKSONVILLE FLA CTF DEP 0.500% 02/12/26 B/E DTD 02/12/21 ACT/365 Security Identifier: 8727OLDL4	246,000.0000	91.2040	224,361.84	259.48	1,230.00	0.54%
<b>Total Certificates of Deposit</b>	11,591,000.0000		\$11,295,174.84	\$12,073.51	\$114,112.00	
<b>U.S. Government Bonds</b>						
FEDERAL FARM CR BKS CONS SYSTEMWIDE BDS 0.140% 05/18/23 B/E DTD 05/18/21 CALLABLE 05/04/22 @ 100.000 Moody Rating Aaa S & P Rating AA+ Security Identifier: 3133EMZPO	495,000.0000	97.8790	484,501.05	311.85	693.00	0.14%
FEDERAL AGRIC MTG CORP MEDIUM TERM NTS FED 0.260% 09/29/23 B/E DTD 09/29/20 CALLABLE 06/29/22 Security Identifier: 31422BW97	740,000.0000	97.1010	718,547.40	165.68	1,924.00	0.26%
FEDERAL HOME LN MTG CORP MEDIUM TERM NTS FED 0.300% 12/29/23 B/E DTD 09/29/20 CALLABLE 06/29/22 Moody Rating Aaa Security Identifier: 3134GWTY2	248,000.0000	96.3010	238,826.48	250.07	744.00	0.31%
FEDERAL HOME LN BKS CONS BD 0.350% 04/23/24 B/E DTD 06/23/21 CALLABLE 06/23/22 @ 100.000 Moody Rating Aaa S & P Rating AA+ Security Identifier: 3130AMQQ8	245,000.0000	95.8640	234,866.80	302.51	857.50	0.36%
FEDERAL HOME LN MTG CORP MEDIUM TERM NTS FED 0.625% 09/15/25 B/E DTD 09/15/20 CALLABLE 09/15/22 Moody Rating Aaa Security Identifier: 3134GWB70	248,000.0000	92.8040	230,153.92	193.75	1,550.00	0.67%
<b>Total U.S. Government Bonds</b>	1,976,000.0000		\$1,906,895.65	\$1,223.86	\$5,768.50	
<b>TOTAL FIXED INCOME</b>	13,567,000.0000		\$13,202,070.49	\$13,297.37	\$119,880.50	
			<b>Market Value</b>	<b>Accrued Interest</b>	<b>Estimated Annual Income</b>	
<b>Total Portfolio Holdings</b>			\$13,202,618.00	\$13,297.37	\$119,880.50	

<sup>1</sup> This bond is maturing.

## Portfolio Holdings Disclosures

### Pricing

This section includes the net market value of the securities in your account on a settlement date basis, including short positions, at the close of the statement period. The market prices, unless otherwise noted, have been obtained from independent vendor services, which we believe to be reliable. In some cases the pricing vendor may provide prices quoted by a single broker or market maker. Market prices do not constitute a bid or an offer, and may differ from the actual sale price. Securities for which a price is not available are marked "N/A" and are omitted from the Total.

THE AS OF PRICE DATE ONLY APPEARS WHEN THE PRICE DATE DOES NOT EQUAL THE STATEMENT DATE.

### Estimated Annual Figures

The estimated annual income (EAI) and estimated annual yield (EAY) figures are estimates and for informational purposes only. These figures are not considered to be a forecast or guarantee of future results. These figures are computed using information from providers believed to be reliable; however, no assurance can be made as to the accuracy. Since interest and dividend rates are subject to change at any time, and may be affected by current and future economic, political, and business conditions, they should not be relied on for making investment, trading, or tax decisions. These figures assume that the position quantities, interest and dividend rates, and prices remain constant. A capital gain or return of principal may be included in the figures for certain securities, thereby overstating them. Refer to [www.pershing.com/disclosures](http://www.pershing.com/disclosures) for specific details as to formulas used to calculate the figures. Accrued interest represents interest earned but not yet received.

### Reinvestment

The dollar amount of Mutual Fund distributions, Money Market Fund dividend income, Bank Deposit interest income, or dividends for other securities shown on your statement may have been reinvested. You will not receive confirmation of these reinvestments. Upon written request to your financial institution, information pertaining to these transactions, including the time of execution and the name of the person from whom your security was purchased, may be obtained. In dividend reinvestment transactions, Pershing acts as your agent and receives payment for order flow.

### Option Disclosure

Information with respect to commissions and other charges incurred in connection with the execution of option transactions has been included in confirmations previously furnished to you. A summary of this information is available to you promptly upon your written request directed to your introducing firm. In order to assist your introducing firm in maintaining current background and financial information concerning your option accounts, please promptly advise them in writing of any material change in your investment objectives or financial situation. Expiring options which are valuable are exercised automatically pursuant to the exercise by exception procedure of the Options Clearing Corporation. Additional information regarding this procedure is available upon written request to your introducing firm.

### Certificates of Deposit

Certificates of Deposit acquired through the Certificate of Deposit Account Registry Service ("CDARS") and held in your brokerage account are subject to Securities Investor Protection Corporation (SIPC) coverage. Please see additional information about SIPC under Important Information and Disclosures on this statement.

Please be advised that the secondary market for CDs is generally illiquid; the actual value of CDs may be different from their purchase price; and a significant loss of principal could result if your CDs are sold prior to maturity. In the event that the CDs listed above do not indicate a market valuation, an accurate market value could not be determined. In the event that a price is listed above for your CDs, Pershing has obtained a price from sources deemed to be reliable or has priced your CDs using a matrix formula. Prices are estimates and the actual value you may obtain for your CD may be different if you elect to sell your CD in the secondary market.

### Foreign Currency Transactions

Pershing will execute foreign currency transactions as principal for your account. Pershing may automatically convert foreign currency to or from U.S. dollars for dividends and similar corporate action transactions unless you instruct your financial organization otherwise. Pershing's currency conversion rate will not exceed the highest interbank conversion rate identified from customary banking sources on the conversion date or the prior business day, increased by up to 1%, unless a particular rate is required by applicable law. Your financial organization may also increase the currency conversion rate. This conversion rate may differ from rates in effect on the date you executed a transaction, incurred a charge, or received a credit. Transactions converted by agents (such as depositories) will be billed at the rates such agents use.

### Proxy Vote

Securities not fully paid for in your margin account may be lent by Pershing to itself or others in accordance with the terms outlined in the Margin Agreement. The right to vote your





April 1, 2022 - April 30, 2022  
MEDINA CITY SCHOOLS

**Portfolio Holdings Disclosures (continued)**
**Proxy Vote (continued)**

shares held on margin may be reduced by the amount of shares on loan. The Proxy Voting Instruction Form sent to you may reflect a smaller number of shares entitled to vote than the number of shares in your margin account.

**Ratings**

This statement may contain credit rating information obtained from Standard & Poor's. Reproducing and distributing any information received from Standard & Poor's is not permitted without prior written authorization from Standard & Poor's. Standard & Poor's does not guarantee the accuracy, completeness, timeliness or availability of any information. Standard & Poor's is not responsible for any errors or omissions, regardless of the cause, or for the results of using such content. Standard & Poor's makes no express or implied warranties including warranties of merchantability or fitness for a particular purpose. Standard & Poor's shall not be legally responsible for any fees, costs, expenses or losses in connection with the use of their content. Credit ratings are opinions and not statements of facts; are not recommendations to purchase, hold or sell securities; and do not address suitability for investment purpose. Credit ratings should not be relied upon as investment advice.

**Activity Summary (All amounts shown are in base currency)**

	Credits This Period	Debits This Period	Net This Period	Credits Year-to-Date	Debits Year-to-Date	Net Year-to-Date
<b>Securities</b>						
Securities Bought	0.00	-740,000.00	-740,000.00	0.00	-1,484,000.00	-1,484,000.00
<b>Total Securities</b>	<b>\$0.00</b>	<b>-\$740,000.00</b>	<b>-\$740,000.00</b>	<b>\$0.00</b>	<b>-\$1,484,000.00</b>	<b>-\$1,484,000.00</b>
<b>Dividends and Interest</b>	<b>\$5,325.29</b>	<b>\$0.00</b>	<b>\$5,325.29</b>	<b>\$34,967.54</b>	<b>\$0.00</b>	<b>\$34,967.54</b>
<b>Distributions</b>	<b>\$0.00</b>	<b>\$0.00</b>	<b>\$0.00</b>	<b>\$496,000.00</b>	<b>\$0.00</b>	<b>\$496,000.00</b>
<b>Cash</b>						
Withdrawals	0.00	-13,036.62	-13,036.62	0.00	-531,077.94	-531,077.94
Deposits	740,000.00	0.00	740,000.00	1,484,000.00	0.00	1,484,000.00
<b>Total Cash</b>	<b>\$740,000.00</b>	<b>-\$13,036.62</b>	<b>\$726,963.38</b>	<b>\$1,484,000.00</b>	<b>-\$531,077.94</b>	<b>\$952,922.06</b>
<b>Totals</b>	<b>\$745,325.29</b>	<b>-\$753,036.62</b>	<b>-\$7,711.33</b>	<b>\$2,014,967.54</b>	<b>-\$2,015,077.94</b>	<b>-\$110.40</b>



## Transactions by Type of Activity

Process/ Settlement Date	Trade/ Transaction Date	Activity Type	Description	Quantity	Price	Accrued Interest	Amount	Currency
<b>Securities Bought and Sold</b>								
04/20/22	04/07/22	PURCHASED 07371AN74	BEAL BK PLANO TEX CTF DEP 2.600% 04/16/25 DTD 04/20/22 YLD 2.600 TO MAT	246,000.0000	100.0000		-246,000.00	USD
04/27/22	04/19/22	PURCHASED 254673B62	DISCOVER BK GREENWOOD DEL CTF DEP 2.500% 04/29/24 B/E DTD 04/27/22 YLD 2.500 TO MAT	248,000.0000	100.0000		-248,000.00	USD
04/28/22	04/20/22	PURCHASED 02007GQG1	ALLY BK SANDY UTAH CTF DEP 2.950% 04/28/25 B/E DTD 04/28/22 YLD 2.950 TO PAR	246,000.0000	100.0000		-246,000.00	USD
<b>Total Securities Bought and Sold</b>						<b>\$0.00</b>	<b>-\$740,000.00</b>	<b>USD</b>
<b>Dividends and Interest</b>								
04/01/22		BOND INTEREST RECEIVED 538036JZ8	100000 LIVE OAK BKG CO WILMINGTON N C CTF DEP 1.550% 03/06/23 DTD 03/06/20 RD 03/17 PD 04/01/22				131.64	USD
04/01/22		BOND INTEREST RECEIVED 538036KB9	147000 LIVE OAK BKG CO WILMINGTON N C CTF DEP 1.600% 09/06/23 DTD 03/06/20 RD 03/17 PD 04/01/22				199.76	USD
04/05/22		BOND INTEREST RECEIVED 38149MWB5	246000 GOLDMAN SACHS BK USA NEW YORK CTF DEP 0.250% 08/07/23 DTD 05/05/21 CLB RD 03/21 PD 04/05/22				52.23	USD
04/06/22		BOND INTEREST RECEIVED 27002YEV4	248000 EAGLEBANK BETHESDA MD CTF DEP 1.650% 03/06/23 DTD 03/06/20 RD 03/22 PD 04/06/22				347.54	USD
04/08/22		BOND INTEREST RECEIVED 88241TLZ1	248000 TEXAS EXCHANGE BK SSB CROWLEY CTF DEP 0.850% 11/14/25 B/E DTD 10/08/21 CLB RD 03/24 PD 04/08/22				179.04	USD
04/18/22		BOND INTEREST RECEIVED 06652CHH7	248000 BANKWEST INC PIERRE S D CTF DEP 1.250% 10/24/23 B/E DTD 04/24/20 RD 03/31 PD 04/15/22				263.29	USD
04/18/22		BOND INTEREST RECEIVED 201525AC6	248000 COMMERCIAL BK WEST LIBERTY KY CTF DEP 1.100% 03/17/25 DTD 03/17/20 CLB RD 04/16 PD 04/17/22				231.69	USD
04/18/22		BOND INTEREST RECEIVED 69506YRH4	248000 PACIFIC WESTN BK BEVERLY HILLS CALIF CTF DEP 1.300% 04/16/24 B/E DTD 04/16/20 RD 04/01 PD 04/16/22				1,607.58	USD
04/18/22		BOND INTEREST RECEIVED 87164DRV4	248000 SYNOVUS BK COLUMBUS GA CTF DEP 1.400% 10/17/22 B/E DTD 04/17/20 RD 04/16 PD 04/17/22				1,731.24	USD
04/19/22		BOND INTEREST RECEIVED 066519QQ5	248000 BANKUNITED NATL ASSN MIAMI LAKES FL CTF DEP 0.250% 03/20/23 B/E DTD 03/19/21 CLB RD 04/04 PD 04/19/22				52.66	USD
04/25/22		BOND INTEREST RECEIVED 534732AV4	248000 LINCOLN SVGS BK REINBECK IOWA CTF DEP CT/365 0.600% 06/24/24 B/E DTD 06/24/20 CLB RD 04/23 PD 04/24/22				126.38	USD

April 1, 2022 - April 30, 2022  
MEDINA CITY SCHOOLS

### Transactions by Type of Activity (continued)


Process/ Settlement Date	Trade/ Transaction Date	Activity Type	Description	Quantity	Price	Accrued Interest	Amount	Currency
<b>Dividends and Interest (continued)</b>								
04/27/22		BOND INTEREST RECEIVED 740367KGI	227000 PREFERRED BK LOS ANGELES CALIF CTF DEP 1.100% 03/27/24 DTD 03/27/20 RD 04/26 PD 04/27/22				212.07	USD
04/28/22		BOND INTEREST RECEIVED 45780PBBO	249000 INSTITUTION FOR SVGS IN NEWBURYPORT & ITS VIC MA CTF DEP 0.700% 10/28/24 B/E DTD 10/28/21 CLB RD 04/27 PD 04/28/22				148.04	USD
04/29/22		BOND INTEREST RECEIVED 56065GAL2	248000 MAINSTREET BK FAIRFAX VA CTF DEP ACT/365 0.200% 03/29/23 B/E DTD 03/29/21 RD 04/28 PD 04/29/22				42.13	USD
<b>Total Dividends and Interest</b>						<b>\$0.00</b>	<b>\$5,325.29</b>	<b>USD</b>
<b>Cash Withdrawals and Deposits</b>								
04/06/22		ELECTRONIC TRANSACTION USD999997	SEND TO BANK FOR ACH ACH HUNTINGTON NATIONAL BANK				-8,971.12	USD
04/20/22		ELECTRONIC DEPOSIT USD999997	RECV FR BANK FOR ACH ACH HUNTINGTON NATIONAL BANK				246,000.00	USD
04/22/22		ELECTRONIC TRANSACTION USD999997	SEND TO BANK FOR ACH ACH HUNTINGTON NATIONAL BANK				-4,065.50	USD
04/27/22		ELECTRONIC DEPOSIT USD999997	RECV FR BANK FOR ACH ACH HUNTINGTON NATIONAL BANK				248,000.00	USD
04/28/22		ELECTRONIC DEPOSIT USD999997	RECV FR BANK FOR ACH ACH HUNTINGTON NATIONAL BANK				246,000.00	USD
<b>Total Cash Withdrawals and Deposits</b>						<b>\$0.00</b>	<b>\$726,963.38</b>	<b>USD</b>
<b>Total Value of Transactions</b>						<b>\$0.00</b>	<b>-\$7,711.33</b>	<b>USD</b>

The price and quantity displayed may have been rounded.



## Fixed Income Analysis

### Bond Quality

Bond Quality	Market Value	% of Bond Market Value	Percent of Fixed Income
AAA	1,188,348.25	9%	
Not Rated	12,013,722.24	91%	
<b>Total</b>	<b>13,202,070.49</b>	<b>100%</b>	

### Bond Maturity Schedule



Percentages of bond market values are rounded to the nearest whole percentage.

Bond quality ratings reflect Moody's or Standard and Poor's ratings. Bonds may be rated by other services. Bonds that are in default are not included. Please refer to your Portfolio Holdings section.

## Messages

Although a money market mutual fund (money fund) seeks to preserve the value of your investment at \$1 per share, it is possible to lose money by investing in a money fund. Shares of a money fund or the balance of a bank deposit product held in your brokerage account may be liquidated upon request with the proceeds credited to your brokerage account. Please see the money fund's prospectus or the bank deposit product's disclosure document or contact your advisor for additional information. Pursuant to SEC Rule 10b-10(b)(1) confirmations are not sent for purchases into money funds processed on the sweep platform. Pursuant to applicable regulation, account statements will be produced monthly or quarterly. Please note, DWS money funds will no longer be available as sweep options to new clients effective May 9, 2022.

### eDelivery

Going digital is more important than ever before, and the benefits of electronic delivery--speed, convenience and safety--are clear. We offer eDelivery for account statements, prospectus documents, proxy or shareholder communications, tax documents, trade confirmations and more.

To enroll, log in to your brokerage account and look for the one-click eDelivery pop-up or simply select 'Go Paperless' at the top of any page and follow the on-screen prompts for set-up. Enrollment can be activated as quickly as the day you register, and you will be notified when documents are available in an online, password-protected portal.

Contact your financial professional if you have any questions about any of our efficient digital tools.

*Please be advised that beginning March 1, 2022, Pershing will be implementing a change to client accounts governed by a margin agreement. Under the new process, eligible settled long positions will be maintained in a client's margin account type. Accounts that are not governed by a margin agreement will not be affected by this change.*

*Please contact your financial organization if you wish to learn more about this change.*

April 1, 2022 - April 30, 2022  
MEDINA CITY SCHOOLS

### Cash Not Yet Received

Security	Record Date	Payable Date	Quantity Held	Rate	Dividend Option	Amount of Payment
<b>Interest</b>						
CENTERSTATE BK FLA NA WINTERHAVEN FL CTF DEP	04/29/22	04/30/22	248,000.000	5.235616	Cash	1,298.43
FIRST KEYSTONE CMNTY BK BERWICK PA CTF DEP	04/29/22	04/30/22	248,000.000	0.509590	Cash	126.38
LIVE OAK BKG CO WILMINGTON N C CTF DEP	04/30/22	05/01/22	100,000.000	1.273970	Cash	127.40
LIVE OAK BKG CO WILMINGTON N C CTF DEP	04/30/22	05/01/22	147,000.000	1.315070	Cash	193.32
MAGNOLIA BK INC KY CTF DEP	04/29/22	04/30/22	247,000.000	0.339730	Cash	83.91
0.400% 10/30/24 B/E						
NORTHSTAR BK BAD AXE MICH CTF DEP	04/29/22	04/30/22	248,000.000	0.945210	Cash	234.41
1.150% 03/31/23 B/E						
SECURITY ST BK FARWELL TEX CTF DEP	04/29/22	04/30/22	248,000.000	0.339730	Cash	84.25
0.400% 03/28/24 B/E						
WEBBANK SALT LAKE CITY UTAH CTF DEP	04/29/22	04/30/22	246,000.000	0.997260	Cash	245.33
0.200% 05/01/23 B/E						

### Total Cash Not Yet Received

**\$2,393.43**

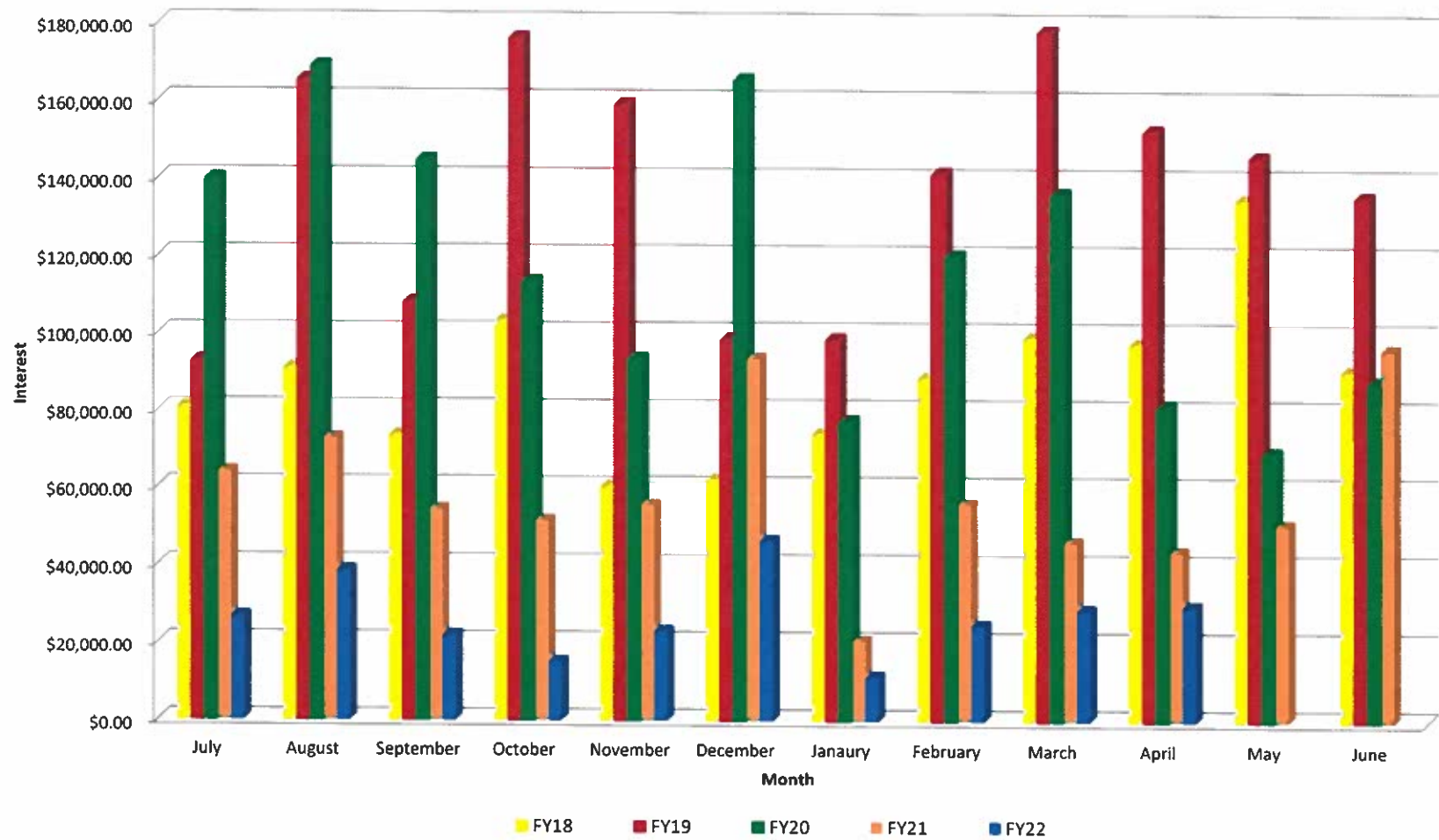
Assets shown here are not reflected in your account. This information has been received from sources we believe to be reliable. Pershing does not guarantee the accuracy of the information.

### Important Information and Disclosures

#### The Role of Pershing

- Pershing carries your account as clearing broker pursuant to a clearing agreement with your financial institution. Pershing may accept from your financial institution without inquiry or investigation (i) orders for the purchase and sale of securities and other property and (ii) any other instructions concerning your account. Pershing is not responsible or liable for any acts or omissions of your financial institution or its employees and it does not supervise them. Pershing provides no investment advice nor does it assess the suitability of any transaction or order. Pershing acts as the agent of your financial institution and you agree that you will not hold Pershing or any person controlling or under common control with it liable for any investment losses incurred by you.
- Pershing performs several key functions at the direction of your financial institution. It acts as custodian for funds and securities you may deposit with it directly or through your financial institution or that it receives as the result of securities transactions it processes.
- Your financial institution is responsible for adherence to the securities laws, regulations and rules which apply to it regarding its own operations and the supervision of your account, its sales representatives and other personnel. Your financial institution is also responsible for approving the opening of accounts and obtaining account documents; the acceptance and, in certain instances, execution of securities orders; the assessment of the suitability of those transactions, where applicable; the rendering of investment advice, if any, to you and in general, for the ongoing relationship that it has with you.
- Inquiries concerning the positions and balances in your account may be directed to the Pershing Customer Service Department at (201) 413-3333. All other inquiries regarding

## Total Monthly Interest Earnings



EFINANCEPLUS  
 DATE: 05/09/2022  
 TIME: 11:21:51  
 SELECTION CRITERIA : ALL

MEDINA CITY SCHOOLS  
 OH Cash Position Report

PAGE NUMBER: 1

ACCOUNTING PERIOD : 10/22

FUND	SCC	DESCRIPTION	BEGIN	MTD	FYTD	MTD	FYTD	CURRENT	CURRENT	UNENCUMBERED
			BALANCE	RECEIPTS	RECEIPTS	EXPENDITURES	EXPENDITURES	FUND	ENCUMBRANCE	FUND
								BALANCE		BALANCE
001	0000	GENERAL FUND								
		30,154,351.08	4,547,187.87	69,727,955.25	6,025,972.86	62,105,974.78	37,776,331.55	1,990,239.19	35,786,092.36	
001	0950	GENERAL FUND - CHROME								
		0.00	7,627.60	120,111.58	0.00	0.00	120,111.58	0.00	120,111.58	
001	2000									
		0.00	20,714.31	154,527.30	0.00	0.00	154,527.30	0.00	154,527.30	
<hr/>										
Total For Fund 001:			30,154,351.08	4,575,529.78	70,002,594.13	6,025,972.86	62,105,974.78	38,050,970.43	1,990,239.19	36,060,731.24
<hr/>										
002	9000	BOND RETIRE - ELEM/HIGH								
		3,561,305.29	281,000.62	4,333,753.73	31,233.80	3,735,459.62	4,159,599.40	495,518.25	3,664,081.15	
002	9012	SALES TAX - COPS								
		0.00	0.00	1,321,943.75	0.00	1,321,943.75	0.00	405,818.75	-405,818.75	
002	9014	ENERGY & TRANSP NOTES								
		0.00	0.00	339,212.52	4,674.98	343,887.50	-4,674.98	0.00	-4,674.98	
<hr/>										
Total For Fund 002:			3,561,305.29	281,000.62	5,994,910.00	35,908.78	5,401,290.87	4,154,924.42	901,337.00	3,253,587.42
<hr/>										
003	0000	PERMANENT IMPROVEMENT								
		185,994.61	0.00	50,000.00	0.00	0.00	235,994.61	0.00	235,994.61	
003	9000	PERMANENT IMPROVEMENT								
		13,601.14	0.00	0.00	0.00	0.00	13,601.14	0.00	13,601.14	
003	9001	REC CENTER-PERMANENT IMP								
		237,578.90	0.00	100,072.60	1,600.00	78,921.70	258,729.80	154,473.74	104,256.06	
<hr/>										
Total For Fund 003:			437,174.65	0.00	150,072.60	1,600.00	78,921.70	508,325.55	154,473.74	353,851.81
<hr/>										
006	0000	LUNCHROOM FUND								
		54,793.54	-321,098.52	346,990.44	111,089.41	1,291,207.41	-889,423.43	15,813.06	-905,236.49	
006	9006	FEDERAL FUNDS								
		0.00	776,420.91	2,811,853.85	161,414.66	1,067,507.99	1,744,345.86	222,363.26	1,521,982.60	

EFINANCEPLUS  
 DATE: 05/09/2022  
 TIME: 11:21:51  
 SELECTION CRITERIA : ALL

MEDINA CITY SCHOOLS  
 OH Cash Position Report

PAGE NUMBER: 2

ACCOUNTING PERIOD : 10/22

FUND	SCC	DESCRIPTION	BEGIN BALANCE	MTD RECEIPTS	FYTD RECEIPTS	MTD EXPENDITURES	FYTD EXPENDITURES	CURRENT FUND BALANCE	CURRENT ENCUMBRANCE	UNENCUMBERED FUND BALANCE
006	9022	P-EBT ADMINISTRATIVE FUND	0.00	0.00	3,063.00	0.00	0.00	3,063.00	0.00	3,063.00
<hr/>										
Total For Fund	006:		54,793.54	455,322.39	3,161,907.29	272,504.07	2,358,715.40	857,985.43	238,176.32	619,809.11
007	9004	COLLINS SCH/POST-GRADUATE	1,004.45	14.20	18,084.93	0.00	0.00	19,089.38	20,000.00	-910.62
007	9022		0.00	8.99	12,083.48	0.00	0.00	12,083.48	0.00	12,083.48
007	9110	ART TRUST - GARFIELD	11,304.69	8.48	85.31	0.00	0.00	11,390.00	0.00	11,390.00
007	9111	CHARLES STANGEL SCH	12.75	500.38	500.48	0.00	0.00	513.23	500.00	13.23
007	9333	RIOS STUDENT LEADER SCH	26,523.67	19.89	200.12	0.00	0.00	26,723.79	6,000.00	20,723.79
007	9901	BIXLER SCHOLARSHIP FUND	125.00	0.09	0.86	0.00	0.00	125.86	0.00	125.86
<hr/>										
Total For Fund	007:		38,970.56	552.03	30,955.18	0.00	0.00	69,925.74	26,500.00	43,425.74
008	9002	KANEHL MUSIC TRUST	29,031.43	21.77	219.02	0.00	0.00	29,250.45	250.00	29,000.45
008	9003	RICHARD HOFFMAN COLLINS	772,391.85	0.00	0.00	0.00	0.00	772,391.85	50,000.00	722,391.85
008	9112	ELAINE BUSHMAN FUND	19,547.27	14.66	147.47	0.00	0.00	19,694.74	500.00	19,194.74
<hr/>										
Total For Fund	008:		820,970.55	36.43	366.49	0.00	0.00	821,337.04	50,750.00	770,587.04
009	9000	STAR	601.20	527.45	24,141.50	0.00	0.00	24,742.70	0.00	24,742.70

EFINANCEPLUS  
 DATE: 05/09/2022  
 TIME: 11:21:51  
 SELECTION CRITERIA : ALL

MEDINA CITY SCHOOLS  
 OH Cash Position Report

PAGE NUMBER: 3

ACCOUNTING PERIOD : 10/22

FUND	SCC	DESCRIPTION	BEGIN BALANCE	MTD RECEIPTS	FYTD RECEIPTS	MTD EXPENDITURES	FYTD EXPENDITURES	CURRENT FUND BALANCE	CURRENT ENCUMBRANCE	UNENCUMBERED FUND BALANCE
009	9110	UNIFORM SUPPLIES GA	5,580.80	422.00	3,746.35	362.31	6,020.05	3,307.10	515.33	2,791.77
009	9120	UNIFORM SUPPLIES - CN	11,585.62	471.00	9,461.10	148.64	7,403.49	13,643.23	2,000.00	11,643.23
009	9130	UNIFORM SUPPLIES - FN	6,676.73	96.00	9,799.15	338.29	10,427.51	6,048.37	1,227.29	4,821.08
009	9140	UNIFORM SUPPLIES - HE	11,078.66	864.00	9,750.00	761.93	7,529.63	13,299.03	955.24	12,343.79
009	9160	UNIFORM SUPPLIES - BL	3,512.47	80.00	12,187.60	1,406.11	10,623.21	5,076.86	1,548.47	3,528.39
009	9170	UNIFORM SUPPLIES - WA	23,755.64	239.50	13,745.00	1,505.90	13,524.70	23,975.94	300.41	23,675.53
009	9180	UNIFORM SUPPLIES - NO	6,843.94	1,420.00	12,211.40	288.54	9,511.73	9,543.61	405.36	9,138.25
009	9200	UNIFORM SUPPLIES - CL	20,471.40	3,105.75	23,492.40	1,476.47	22,505.25	21,458.55	3,171.35	18,287.20
009	9210	UNIFORM SUPPLIES - RT	2,910.42	1,248.30	21,386.35	1,405.95	17,915.29	6,381.48	3,256.25	3,125.23
009	9300	UNIFORM SUPPLIES - HS	16,369.65	5,622.66	146,683.79	7,274.94	61,364.37	101,689.07	68,485.66	33,203.41
009	9304	AVIATION/PHOTOGRAPHY	3.87	0.00	0.00	0.00	0.00	3.87	0.00	3.87
<hr/>										
Total For Fund	009:		109,390.40	14,096.66	286,604.64	14,969.08	166,825.23	229,169.81	81,865.36	147,304.45
<hr/>										
014	9016	MEDINA CNTY JUV DET CNTR	88,161.99	23,325.00	131,365.48	25,120.56	251,136.43	-31,608.96	0.00	-31,608.96
014	9116	EVOLVE	653,227.29	58,350.20	810,896.40	77,631.72	779,997.50	684,126.19	57,951.90	626,174.29
<hr/>										
Total For Fund	014:		741,389.28	81,675.20	942,261.88	102,752.28	1,031,133.93	652,517.23	57,951.90	594,565.33
<hr/>										
016	0000	EMERGENCY LEVY	20,800,938.74	144,606.22	7,118,075.15	749,074.48	7,788,798.58	20,130,215.31	114,060.89	20,016,154.42

EFINANCEPLUS  
 DATE: 05/09/2022  
 TIME: 11:21:51  
 SELECTION CRITERIA : ALL

MEDINA CITY SCHOOLS  
 OH Cash Position Report

PAGE NUMBER: 4

ACCOUNTING PERIOD : 10/22

FUND	SCC	DESCRIPTION	BEGIN BALANCE	MTD RECEIPTS	FYTD RECEIPTS	MTD EXPENDITURES	FYTD EXPENDITURES	CURRENT FUND BALANCE	CURRENT ENCUMBRANCE	UNENCUMBERED FUND BALANCE
016	0410	EMERGENCY LVY 0.00		0.00	0.00	9,875.52	106,644.59	-106,644.59	0.00	-106,644.59
016	1000	EMERGENCY LVY 0.00		0.00	0.00	48,356.42	528,932.98	-528,932.98	0.00	-528,932.98
<hr/>										
Total For Fund 016:			20,800,938.74	144,606.22	7,118,075.15	807,306.42	8,424,376.15	19,494,637.74	114,060.89	19,380,576.85
<hr/>										
018	0000	PRINT SHOP 6,683.33		0.00	0.00	0.00	0.00	6,683.33	0.00	6,683.33
018	9000	PUBLIC SCHOOL SUP - SUPER 16.70		0.00	0.00	0.00	0.00	16.70	0.00	16.70
018	9110	PRINCIPAL'S FUND - GA 29,493.15		-906.25	2,937.50	-112.04	9,164.66	23,265.99	4,031.84	19,234.15
018	9111	GARFIELD SCHOOL STORE 49.99		0.00	0.00	0.00	0.00	49.99	0.00	49.99
018	9113	GARFIELD MEDIA CENTER 911.35		0.00	29.99	0.00	0.00	941.34	0.00	941.34
018	9120	PRINCIPAL - CN 43,266.18		0.00	2,363.07	489.04	5,414.74	40,214.51	4,490.79	35,723.72
018	9122	CANAVAN SCHOOL STORE 586.69		0.00	0.00	0.00	0.00	586.69	0.00	586.69
018	9123	BOOK FAIR - CANAVAN 91.40		0.00	3,828.29	0.00	3,828.29	91.40	0.00	91.40
018	9130	PRINCIPAL - FN 28,036.39	11,068.74		15,352.55	616.00	7,443.60	35,945.34	5,808.81	30,136.53
018	9133	BOOK FAIR - FENN 981.60	-1,087.00		251.58	0.00	0.00	1,233.18	100.00	1,133.18
018	9135	MEDINA SKI TEAM 474.67		0.00	0.00	0.00	0.00	474.67	0.00	474.67
018	9140	PRINCIPAL'S FUND - HE 51,456.76	26.00		8,399.22	723.74	7,949.68	51,906.30	3,243.45	48,662.85
018	9143	HERITAGE MEDIA CENTER 3,047.55		0.00	122.33	0.00	997.40	2,172.48	5,000.00	-2,827.52
018	9160	PRINCIPAL'S FUND - BL 51,986.05	10,618.90		16,409.50	1,895.79	16,276.38	52,119.17	2,451.48	49,667.69
018	9161	PBIS - BLAKE 4,488.25		0.00	0.00	0.00	0.00	4,488.25	0.00	4,488.25

EFINANCEPLUS  
 DATE:05/09/2022  
 TIME:11:21:51  
 SELECTION CRITERIA : ALL

MEDINA CITY SCHOOLS  
 OH Cash Position Report

PAGE NUMBER: 5

ACCOUNTING PERIOD : 10/22

FUND	SCC	DESCRIPTION BEGIN BALANCE	MTD RECEIPTS	FYTD RECEIPTS	MTD EXPENDITURES	FYTD EXPENDITURES	CURRENT FUND BALANCE	CURRENT ENCUMBRANCE	UNENCUMBERED FUND BALANCE
018	9163	BLAKE MEDIA CENTER 13,561.82	88.66	296.55	0.00	50.00	13,808.37	9,500.00	4,308.37
018	9170	PRINCIPALS FUND - WA 82,678.64	34.00	4,451.11	2,136.92	6,758.61	80,371.14	3,263.02	77,108.12
018	9171	WAITE SCHOOL STORE 1,191.68	340.04	1,426.32	381.47	874.16	1,743.84	118.53	1,625.31
018	9173	MEDIA CENTER WA 5,064.63	24.00	128.95	0.00	0.00	5,193.58	0.00	5,193.58
018	9174	FIELD TRIPS WA 15,209.72	0.00	0.00	0.00	0.00	15,209.72	0.00	15,209.72
018	9180	PRINCIPALS FUND NO 48,286.07	0.00	4,544.76	227.44	5,152.00	47,678.83	1,753.63	45,925.20
018	9181	NO SCHOOL STORE 1,631.19	0.00	0.00	0.00	0.00	1,631.19	0.00	1,631.19
018	9183	MEDIA CENTER NO 8,702.32	0.00	0.00	0.00	0.00	8,702.32	5,000.00	3,702.32
018	9184	FIELD TRIPS NO 146.00	0.00	0.00	0.00	0.00	146.00	0.00	146.00
018	9200	PRINCIPAL'S FUND - CL 74,955.05	2,554.00	15,807.83	338.06	16,637.98	74,124.90	6,819.81	67,305.09
018	9203	CL MEDIA CENTER 5,744.47	97.49	452.25	0.00	918.68	5,278.04	0.00	5,278.04
018	9210	PRINCIPAL'S FUND - RT 37,166.91	79.50	9,353.68	824.65	5,204.00	41,316.59	14,323.17	26,993.42
018	9211	ROOT M.S. MEDIA CENTER 10,296.91	91.83	168.23	0.00	50.00	10,415.14	0.00	10,415.14
018	9300	PRINCIPAL'S FUND - HS 39,456.44	2,013.00	19,524.99	2,927.31	14,012.71	44,968.72	26,602.91	18,365.81
018	9301	MEDIA CENTER FUND 1,431.50	0.00	0.00	0.00	0.00	1,431.50	0.00	1,431.50
018	9302	SPECIAL FUNDRAISER - HS 37,086.18	0.00	0.00	0.00	1,320.00	35,766.18	37,000.00	-1,233.82
018	9303	PERFORMING ARTS 75,486.00	2,608.00	16,951.00	468.37	13,607.89	78,829.11	44,596.74	34,232.37
018	9304	BUZZ 16,880.60	1,741.79	8,237.28	1,853.87	6,624.85	18,493.03	6,883.40	11,609.63
018	9305	FLEXIBLE CREDIT FUND 8,284.56	0.00	100.00	0.00	0.00	8,384.56	0.00	8,384.56
018	9306	FEED THE BEES 8,538.90	100.00	2,880.00	267.45	2,961.21	8,457.69	2,895.25	5,562.44



EFINANCEPLUS  
 DATE: 05/09/2022  
 TIME: 11:21:51  
 SELECTION CRITERIA : ALL

MEDINA CITY SCHOOLS  
 OH Cash Position Report

PAGE NUMBER: 6

ACCOUNTING PERIOD : 10/22

FUND	SCC	DESCRIPTION	BEGIN BALANCE	MTD RECEIPTS	FYTD RECEIPTS	MTD EXPENDITURES	FYTD EXPENDITURES	CURRENT FUND BALANCE	CURRENT ENCUMBRANCE	UNENCUMBERED FUND BALANCE
018	9884	FACILITY RENTAL								
		75,655.82	1,048.00	5,643.00	0.00	0.00	81,298.82	0.00		81,298.82
018	9900	INSERVICE - CENTRAL								
		3,702.01	0.00	0.00	0.00	0.00	3,702.01	0.00		3,702.01
018	9901	PUBLIC SCH SUPPORT - INST								
		1,720.86	0.00	0.00	0.00	3,767.67	-2,046.81	0.00		-2,046.81
018	9902	INSERVICE - SUPER								
		11,224.52	0.00	0.00	0.00	0.00	11,224.52	0.00		11,224.52
018	9903	BOARD/STUDENT DEVELOPMENT								
		2,800.00	0.00	0.00	0.00	0.00	2,800.00	0.00		2,800.00
018	9904	WELLNESS FUND								
		502.00	0.00	0.00	0.00	0.00	502.00	0.00		502.00
018	9905	PUBLIC SCH SUPT/STUD SERV								
		51,248.39	0.00	0.00	0.00	0.00	51,248.39	0.00		51,248.39
018	9906	COMMUNICA-PUBLIC SCH SUP								
		1,117.90	0.00	20.00	0.00	477.00	660.90	0.00		660.90
018	9907	STEAM - SUMMER ENRICHMENT								
		2,475.40	840.00	840.00	0.00	0.00	3,315.40	0.00		3,315.40
018	9910	MAINTENANCE DEPARTMENT								
		3,902.36	0.00	0.00	0.00	0.00	3,902.36	0.00		3,902.36
018	9914	END OF YEAR								
		7.13	50.00	50.00	0.00	0.00	57.13	0.00		57.13
018	9915	BIKE TO SCHOOL								
		803.00	0.00	0.00	0.00	0.00	803.00	250.00		553.00
018	9916	SPIRIT NIGHT								
		4,432.98	0.00	1,000.00	0.00	1,976.25	3,456.73	28.00		3,428.73
018	9919	STUDENT ART SHOW								
		189.09	0.00	500.00	0.00	109.90	579.19	0.00		579.19
018	9920	TRSP FUND								
		2,518.00	0.00	23.00	384.22	748.92	1,792.08	482.83		1,309.25
018	9922	AMERICAN HEART GRANT								
		0.00	0.00	1,000.00	0.00	0.00	1,000.00	0.00		1,000.00
018	9930	RESOURCE CONNECTION								
		1,500.00	0.00	0.00	0.00	0.00	1,500.00	0.00		1,500.00
<hr/>										
Total For Fund	018:	877,169.11	31,430.70	143,092.98	13,422.29	132,326.58	887,935.51	184,643.66		703,291.85

EFINANCEPLUS  
 DATE:05/09/2022  
 TIME:11:21:51  
 SELECTION CRITERIA : ALL

MEDINA CITY SCHOOLS  
 OH Cash Position Report

PAGE NUMBER: 7

ACCOUNTING PERIOD : 10/22

FUND	SCC	DESCRIPTION	BEGIN BALANCE	MTD RECEIPTS	FYTD RECEIPTS	MTD EXPENDITURES	FYTD EXPENDITURES	CURRENT FUND BALANCE	CURRENT ENCUMBRANCE	UNENCUMBERED FUND BALANCE
019	9000	ADAMH GRANT								
		7,352.00		0.00	0.00	0.00	0.00	7,352.00	1,500.00	5,852.00
019	9018	LOWE'S LIGHT UP GA FY08								
		48.08		0.00	0.00	0.00	0.00	48.08	0.00	48.08
019	9020	RIF PROGRAM GRANT - NO								
		400.73		0.00	0.00	0.00	0.00	400.73	0.00	400.73
019	9021	JENNINGS - B - BRYNIARSKI								
		0.82		0.00	0.00	0.00	0.00	0.82	0.00	0.82
019	9023	PUB EDU LEADERSHIP COM GT								
		0.01		0.00	0.00	0.00	0.00	0.01	0.00	0.01
019	9029	M H J GRANT/ZAVESKY/FY09								
		6.82		0.00	0.00	0.00	0.00	6.82	0.00	6.82
019	9030	PERF BASD ASSMENT GT FY10								
		79.76		0.00	0.00	0.00	0.00	79.76	0.00	79.76
019	9031	PBA FY11								
		256.96		0.00	0.00	0.00	0.00	256.96	0.00	256.96
019	9113	ACS-HACH CHEM GT - HAMMAN								
		96.34		0.00	0.00	0.00	0.00	96.34	0.00	96.34
019	9121	ADAMH GRANT								
		40,888.00		0.00	0.00	0.00	0.00	40,888.00	0.00	40,888.00
019	9180	PPG INNOV CLASSRM GT-NO								
		15.31		0.00	0.00	0.00	0.00	15.31	0.00	15.31
019	9181	FIRST ENERGY GRANT								
		0.16		0.00	0.00	0.00	0.00	0.16	0.00	0.16
019	9213	VIDEO CLUB GRANT - MHS								
		2.82		0.00	0.00	0.00	0.00	2.82	0.00	2.82
019	9301	PPG GRANT - ROBOTICS								
		9.07		0.00	0.00	0.00	0.00	9.07	0.00	9.07
019	9313	JENNINGS - NOP - MILLER								
		13.86		0.00	0.00	0.00	0.00	13.86	0.00	13.86
019	9413	3M AND OTHER GRANT								
		152.03		0.00	0.00	0.00	0.00	152.03	0.00	152.03
019	9513	NEA STUDENT ACHIEVE GT								
		191.88		0.00	0.00	0.00	0.00	191.88	0.00	191.88
019	9715	FUEL UP - BLAKE								
		23.82		0.00	0.00	0.00	0.00	23.82	0.00	23.82
019	9920	M H J SUPPORT STUGGLING								
		1,000.00		0.00	0.00	0.00	0.00	1,000.00	0.00	1,000.00

EFINANCEPLUS  
 DATE: 05/09/2022  
 TIME: 11:21:51  
 SELECTION CRITERIA : ALL

MEDINA CITY SCHOOLS  
 OH Cash Position Report

PAGE NUMBER: 8

ACCOUNTING PERIOD : 10/22

FUND	SCC	DESCRIPTION BEGIN BALANCE	MTD RECEIPTS	FYTD RECEIPTS	MTD EXPENDITURES	FYTD EXPENDITURES	CURRENT FUND BALANCE	CURRENT ENCUMBRANCE	UNENCUMBERED FUND BALANCE
-----									
Total For Fund	019:	50,538.47	0.00	0.00	0.00	0.00	50,538.47	1,500.00	49,038.47
020	9001	TRANSPORTATION ENTERPRISE 79,317.95	2,031.47	19,348.96	244.33	5,822.75	92,844.16	14,997.82	77,846.34
-----									
Total For Fund	020:	79,317.95	2,031.47	19,348.96	244.33	5,822.75	92,844.16	14,997.82	77,846.34
022	9000	UNCLAIMED FUNDS 49,699.09	1,160.23	16,550.63	0.00	5,109.00	61,140.72	5,000.00	56,140.72
022	9093	DIVERSION PROG ADAMHS BD 1,000.00	0.00	0.00	0.00	0.00	1,000.00	0.00	1,000.00
022	9094	DIVERSION PROG ADAMHS BD 1,000.00	0.00	0.00	0.00	0.00	1,000.00	0.00	1,000.00
022	9300	OH HS ATH ASSOC FUND 1,078.09	0.00	22,240.00	0.00	12,253.61	11,064.48	8,755.00	2,309.48
-----									
Total For Fund	022:	52,777.18	1,160.23	38,790.63	0.00	17,362.61	74,205.20	13,755.00	60,450.20
024	9001	MED AND DRUG/SELF INS 6,285,917.08	784,110.84	7,827,305.28	775,293.49	9,130,440.17	4,982,782.19	1,214,785.83	3,767,996.36
024	9002	DENT SELF INS 545,659.28	56,088.43	560,177.61	50,274.76	551,482.57	554,354.32	146,510.04	407,844.28
024	9094	FLEX PRO 57,604.22	19,039.28	141,882.68	15,908.80	144,838.28	54,648.62	71,753.76	-17,105.14
-----									
Total For Fund	024:	6,889,180.58	859,238.55	8,529,365.57	841,477.05	9,826,761.02	5,591,785.13	1,433,049.63	4,158,735.50
027	0000	WORK COMP-SELF INS 417,055.60	20,832.08	250,659.71	6,348.80	136,387.23	531,328.08	60,246.59	471,081.49

EFINANCEPLUS  
 DATE:05/09/2022  
 TIME:11:21:51  
 SELECTION CRITERIA : ALL

MEDINA CITY SCHOOLS  
 OH Cash Position Report

PAGE NUMBER: 9

ACCOUNTING PERIOD : 10/22

FUND	SCC	DESCRIPTION	BEGIN BALANCE	MTD RECEIPTS	FYTD RECEIPTS	MTD EXPENDITURES	FYTD EXPENDITURES	CURRENT FUND BALANCE	CURRENT ENCUMBRANCE	UNENCUMBERED FUND BALANCE
<hr/>										
Total For Fund	027:									
	417,055.60		20,832.08	250,659.71	6,348.80	136,387.23	531,328.08	60,246.59	471,081.49	
071	9013	SALES TAX P I								
	3,529,350.83		1,067,121.34	4,074,528.59	34,368.72	3,560,599.80	4,043,279.62	799,709.68	3,243,569.94	
<hr/>										
Total For Fund	071:									
	3,529,350.83		1,067,121.34	4,074,528.59	34,368.72	3,560,599.80	4,043,279.62	799,709.68	3,243,569.94	
200	9110	GA STUD COUN/K-KIDS CLUB								
	635.45		0.48	4.81	0.00	0.00	640.26	350.00	290.26	
200	9121	CN STUDENT COUNCIL								
	1,394.94		1.05	10.54	0.00	0.00	1,405.48	0.00	1,405.48	
200	9134	FN STUDENT BUSINESS								
	9.54		0.01	0.09	0.00	0.00	9.63	0.00	9.63	
200	9140	STUDENT COUNCIL - HE								
	165.95		0.12	1.25	0.00	0.00	167.20	0.00	167.20	
200	9184	NO STUDENT COUNCIL								
	53.11		0.04	0.39	0.00	0.00	53.50	0.00	53.50	
200	9185	K-KIDS KIWANIS CLUB-NO								
	10,684.14		8.16	287.90	0.00	0.00	10,972.04	0.00	10,972.04	
200	9202	CL STUDENT COUNCIL								
	102.97		0.00	37.04	0.00	135.00	5.01	0.00	5.01	
200	9204	CL CHEERLEADERS								
	533.25		0.40	4.02	0.00	0.00	537.27	0.00	537.27	
200	9205	CL BUILDERS CLUB								
	3,493.00		2.75	201.71	0.00	0.00	3,694.71	0.00	3,694.71	
200	9209	CL DRAMA CLUB								
	27,143.86		18.45	201.42	1,390.85	2,553.60	24,791.68	3,596.40	21,195.28	
200	9253	BUILDERS' CLUB - RT								
	4,521.94		309.23	336.67	94.82	379.52	4,479.09	1,620.48	2,858.61	
200	9254	HONORS ACADEMY - ROOT								
	4,862.98		603.83	1,489.55	0.00	1,201.29	5,151.24	1,702.73	3,448.51	
200	9256	DRAMA CLUB - ROOT M.S.								
	7,405.24		5.20	53.85	0.00	469.50	6,989.59	4,030.50	2,959.09	

EFINANCEPLUS  
DATE: 05/09/2022  
TIME: 11:21:51

SELECTION CRITERIA : ALL

MEDINA CITY SCHOOLS  
OH Cash Position Report

PAGE NUMBER: 10

ACCOUNTING PERIOD : 10/22

FUND	SCC	DESCRIPTION	BEGIN	BALANCE	MTD RECEIPTS	FYTD RECEIPTS	MTD EXPENDITURES	FYTD EXPENDITURES	CURRENT FUND BALANCE	CURRENT ENCUMBRANCE	UNENCUMBERED FUND BALANCE
200	9258	STUD COUNCIL - ROOT M.S.	4,647.97	3.64	1,229.82	0.00	989.27	4,888.52	1,060.73	3,827.79	
200	9301	YG AMERICANS FOR FREEDOM	0.21	0.00	0.00	0.00	0.00	0.21	0.00	0.21	
200	9302	2009302	621.89	0.78	481.67	0.00	48.93	1,054.63	451.07	603.56	
200	9303	CULTURAL EXPLORATION	200.00	0.15	1.52	0.00	0.00	201.52	0.00	201.52	
200	9304	CAREER ASSOCIATION	0.37	0.00	0.00	0.00	0.00	0.37	0.00	0.37	
200	9305	CHEMCLUB	2.16	0.00	0.01	0.00	0.00	2.17	0.00	2.17	
200	9307	VOCAL	32,837.59	79.89	22,466.11	3,387.25	16,481.63	38,822.07	25,794.27	13,027.80	
200	9309	IMPROV CLUB	587.48	0.44	4.44	0.00	0.00	591.92	600.00	-8.08	
200	9310	D E P - NAT'L GERMAN HON	0.45	0.00	0.00	0.00	0.00	0.45	0.00	0.45	
200	9312	DRAMA CLUB	21,106.90	1,624.17	7,681.20	4,738.44	8,400.64	20,387.46	14,465.15	5,922.31	
200	9314	MEDINA OUTDOORS CLUB	174.68	0.40	363.39	0.00	0.00	538.07	450.00	88.07	
200	9315	FELLOWSHIP OF CHRISTIAN STU	343.00	0.26	2.60	0.00	0.00	345.60	340.00	5.60	
200	9318	GIRLS LEADERSHIP CLUB	7,165.14	5.37	54.06	0.00	0.00	7,219.20	0.00	7,219.20	
200	9321	KEY CLUB	57,755.34	6,670.16	8,708.81	280.84	4,437.02	62,027.13	6,550.28	55,476.85	
200	9323	MEDINAMITE	1,737.67	1.29	13.06	0.00	20.00	1,730.73	1,980.00	-249.27	
200	9324	MEDINIAN	60,353.20	119.96	6,791.12	0.00	0.00	67,144.32	11,000.00	56,144.32	
200	9325	MHS BAND	8,803.92	3,710.17	10,295.87	360.91	5,432.00	13,667.79	19,973.20	-6,305.41	
200	9326	NATIONAL HONOR SOCIETY	14,701.19	2,644.11	2,840.41	0.00	1,265.14	16,276.46	2,234.86	14,041.60	
200	9327	ORCHESTRA	30,962.31	859.59	3,951.76	391.17	528.83	34,385.24	2,471.17	31,914.07	
200	9330	SCIENCE OLYMPIAD CLUB	1,773.39	1.03	325.42	0.00	747.15	1,351.66	1,372.85	-21.19	

EFINANCEPLUS  
 DATE: 05/09/2022  
 TIME: 11:21:51  
 SELECTION CRITERIA : ALL

MEDINA CITY SCHOOLS  
 OH Cash Position Report

PAGE NUMBER: 11

ACCOUNTING PERIOD : 10/22

FUND	SCC	DESCRIPTION BEGIN BALANCE	MTD RECEIPTS	FYTD RECEIPTS	MTD EXPENDITURES	FYTD EXPENDITURES	CURRENT FUND BALANCE	CURRENT ENCUMBRANCE	UNENCUMBERED FUND BALANCE
200	9331	SKI CLUB 3.24	0.00	0.01	0.00	0.00	3.25	0.00	3.25
200	9332	SPANISH CLUB 14,709.14	71.33	3,061.14	144.53	2,542.10	15,228.18	3,207.90	12,020.28
200	9333	STUDENT COUNCIL 32,215.08	539.12	25,807.13	707.25	13,948.42	44,073.79	17,968.22	26,105.57
200	9335	LATIN CLUB 7,758.20	5.75	627.93	182.82	658.30	7,727.83	4,841.70	2,886.13
200	9336	FRENCH CLUB 0.00	0.25	853.95	307.11	515.54	338.41	734.32	-395.91
200	9337	AMERICAN SIGN LANGUAGE 306.38	0.23	2.32	0.00	0.00	308.70	0.00	308.70
200	9339	SPEECH/DEBATE CLUB 19,629.15	14.66	2,556.26	90.00	2,480.99	19,704.42	25,997.50	-6,293.08
200	9340	STUDENT'S H.O.P.E. 1,167.61	0.64	323.44	0.00	633.10	857.95	350.78	507.17
200	9346	PENGUIN BOWL/NOSB 121.64	0.09	0.91	0.00	0.00	122.55	500.00	-377.45
200	9350	TECHNOLOGY CLUB 567.56	0.22	761.46	58.09	1,032.72	296.30	767.28	-470.98
200	9352	VIDEO CLUB - SR HI 5,724.53	4.18	93.26	105.93	205.95	5,611.84	5,794.05	-182.21
200	9353	CHINESE CLUB 1,016.02	0.83	98.17	0.00	0.00	1,114.19	500.00	614.19
200	9355	GENDER AND SEXUALITY ALLI 1,441.79	46.41	105.55	-188.50	319.79	1,227.55	201.30	1,026.25
200	9380	V O F T 18,145.16	14.35	1,141.28	0.00	0.00	19,286.44	10,000.00	9,286.44
200	9420	CLASS OF 2020 7,493.32	0.00	4.78	0.00	7,282.00	216.10	215.69	0.41
200	9421	CLASS OF 2021 895.53	0.67	6.76	0.00	0.00	902.29	896.05	6.24
200	9422	CLASS OF 2022 3,266.12	2.59	2,669.24	0.00	2,453.53	3,481.83	3,474.84	6.99
200	9423	CLASS OF 2023 2,729.22	953.45	23,704.77	19,839.65	21,794.35	4,639.64	26,205.65	-21,566.01
200	9424	CLASS OF 2024 1,004.57	2.06	3,687.18	0.00	1,918.00	2,773.75	2,882.00	-108.25
200	9425	CLASS OF 2025 0.00	1.56	4,113.42	0.00	2,017.98	2,095.44	1,482.02	613.42

EFINANCEPLUS  
 DATE:05/09/2022  
 TIME:11:21:51  
 SELECTION CRITERIA : ALL

MEDINA CITY SCHOOLS  
 OH Cash Position Report

PAGE NUMBER: 12

ACCOUNTING PERIOD : 10/22

FUND	SCC	DESCRIPTION	BEGIN BALANCE	MTD RECEIPTS	FYTD RECEIPTS	MTD EXPENDITURES	FYTD EXPENDITURES	CURRENT FUND BALANCE	CURRENT ENCUMBRANCE	UNENCUMBERED FUND BALANCE
200	9999	STUD ACTIV FD WAGES/BENE 0.01		0.00	0.00	0.00	0.00	0.01	0.00	0.01
<hr/>										
Total For Fund 200:			422,975.50	18,329.52	137,459.47	31,891.16	100,892.29	459,542.68	206,062.99	253,479.69
300	0000	ATHLETIC FUND 157,003.05		0.00	0.00	0.00	0.00	157,003.05	0.00	157,003.05
300	3000	ATHLETICS 0.00		0.00	1,100.00	27,449.46	240,689.77	-239,589.77	79,803.36	-319,393.13
300	3001	ATHLETICS OTH 0.00		5,133.00	88,968.90	0.00	0.00	88,968.90	0.00	88,968.90
300	3003	ATHLETICS BOYS BB 0.00		0.00	30,863.89	0.00	0.00	30,863.89	0.00	30,863.89
300	3004	ATHLETICS GIRLS BB 0.00		0.00	13,055.97	0.00	0.00	13,055.97	0.00	13,055.97
300	3007	ATHLETICS BOYS CC 0.00		0.00	11,055.00	0.00	0.00	11,055.00	0.00	11,055.00
300	3008	ATHLETICS HS FOOTBALL 0.00		0.00	125,716.25	0.00	0.00	125,716.25	0.00	125,716.25
300	3010	ATHLETICS SOCCER 0.00		0.00	138.00	0.00	0.00	138.00	0.00	138.00
300	3012	ATHLETICS BOYS SOCCER 0.00		0.00	13,861.00	0.00	0.00	13,861.00	0.00	13,861.00
300	3013	ATHLETICS GIRLS SOCCER 0.00		0.00	15,377.38	0.00	0.00	15,377.38	0.00	15,377.38
300	3015	ATH BOYS TRACK 0.00		5,960.96	6,785.96	0.00	0.00	6,785.96	0.00	6,785.96
300	3016	ATH GIRLS TRACK 0.00		0.00	825.00	0.00	0.00	825.00	0.00	825.00
300	3017	ATH GIRLS VBALL 0.00		592.00	11,272.16	0.00	0.00	11,272.16	0.00	11,272.16
300	3018	ATH WRESTLING 0.00		0.00	2,978.99	0.00	0.00	2,978.99	0.00	2,978.99
300	3019	ATHLETICS BOYS LACROS 0.00		3,785.99	3,785.99	0.00	0.00	3,785.99	0.00	3,785.99
300	3020	ATH GIRLS LACROSSE 0.00		3,042.00	3,042.00	0.00	0.00	3,042.00	0.00	3,042.00

EFINANCEPLUS  
 DATE: 05/09/2022  
 TIME: 11:21:51  
 SELECTION CRITERIA : ALL

MEDINA CITY SCHOOLS  
 OH Cash Position Report

PAGE NUMBER: 13

ACCOUNTING PERIOD : 10/22

FUND	SCC	DESCRIPTION BEGIN BALANCE	MTD RECEIPTS	FYTD RECEIPTS	MTD EXPENDITURES	FYTD EXPENDITURES	CURRENT FUND BALANCE	CURRENT ENCUMBRANCE	UNENCUMBERED FUND BALANCE
300	3021	ATH BOYS SWIMMING 0.00	0.00	1,318.37	0.00	0.00	1,318.37	0.00	1,318.37
300	3022	ATH GIRLS SWIMMING 0.00	0.00	1,083.36	0.00	0.00	1,083.36	0.00	1,083.36
300	9110	GARFIELD FIELD TRIPS 6,291.41	26.00	26.00	0.00	-150.00	6,467.41	4,000.00	2,467.41
300	9120	CANAVAN FIELD TRIP 22.68	0.00	0.00	0.00	0.00	22.68	1,250.00	-1,227.32
300	9121	WORLD WATCHER'S CLUB 7,362.04	0.00	0.00	0.00	0.00	7,362.04	0.00	7,362.04
300	9130	FENN FIELD TRIPS 0.00	81.00	1,080.00	0.00	600.00	480.00	600.00	-120.00
300	9140	HERITAGE FIELD TRIPS 88.71	0.00	0.00	0.00	0.00	88.71	800.00	-711.29
300	9160	BLAKE FIELD TRIPS 488.58	0.00	0.00	0.00	0.00	488.58	625.00	-136.42
300	9170	WAITE FIELD TRIPS 687.67	0.00	0.00	109.18	249.18	438.49	2,890.82	-2,452.33
300	9180	NORTHROP FIELD TRIPS 1,367.85	900.00	900.00	0.00	0.00	2,267.85	1,500.00	767.85
300	9201	CL BAND FUND 23,775.41	2,711.00	2,711.00	458.89	8,211.13	18,275.28	10,636.56	7,638.72
300	9202	CL ORCHESTRA FD. 258.00	0.00	0.00	0.00	0.00	258.00	0.00	258.00
300	9203	CL LIBRARY 370.00	0.00	0.00	0.00	0.00	370.00	0.00	370.00
300	9204	CLAGGETT M.S. CHOIR FUND 634.10	0.00	0.00	0.00	0.00	634.10	0.00	634.10
300	9250	ROOT M.S. BAND FUND 10,784.71	364.00	689.00	570.20	4,362.31	7,111.40	5,000.00	2,111.40
300	9251	ROOT M.S. ORCHESTRA FUND 1,246.65	0.00	0.00	0.00	0.00	1,246.65	0.00	1,246.65
300	9252	ROOT M.S. CHOIR FUND 3,270.15	0.00	0.00	0.00	0.00	3,270.15	0.00	3,270.15
300	9253	ROOT M.S. BEEHIVE 1,535.40	103.94	472.00	53.18	261.47	1,745.93	36.44	1,709.49
300	9258	ROOT - DIST SUPER ACTIV 484.00	6,641.00	7,046.00	0.00	0.00	7,530.00	11,912.00	-4,382.00
300	9301	BOWLING CLUB 2,480.08	0.00	4,250.00	0.00	1,461.08	5,269.00	2,500.00	2,769.00



EFINANCEPLUS  
 DATE: 05/09/2022  
 TIME: 11:21:51  
 SELECTION CRITERIA : ALL

MEDINA CITY SCHOOLS  
 OH Cash Position Report

PAGE NUMBER: 14

ACCOUNTING PERIOD : 10/22

FUND	SCC	DESCRIPTION	BEGIN BALANCE	MTD RECEIPTS	FYTD RECEIPTS	MTD EXPENDITURES	FYTD EXPENDITURES	CURRENT FUND BALANCE	CURRENT ENCUMBRANCE	UNENCUMBERED FUND BALANCE
300	9302	MENS VOLLEYBALL 8,738.06		1,500.00	1,500.00	1,740.00	4,209.89	6,028.17	5,860.00	168.17
300	9303	HUDDLE/SHUDDLE 1,651.10		0.00	2,630.00	0.00	1,424.38	2,856.72	1,090.88	1,765.84
300	9304	LINK CREW 4,120.08		0.00	20.00	0.00	3,153.44	986.64	2,076.17	-1,089.53
300	9313	MUSICAL 15,037.09		0.00	30,149.83	0.00	16,190.50	28,996.42	0.00	28,996.42
300	9325	MHS BAND TRIP 7,171.20		0.00	0.00	0.00	0.00	7,171.20	0.00	7,171.20
300	9334	BEEHIVE CAFE 19,377.33		0.00	0.00	46.76	300.91	19,076.42	25,880.06	-6,803.64
300	9390	GLOBAL TRIPS 2,691.00		2,459.00	8,993.00	0.00	0.00	11,684.00	7,500.00	4,184.00
300	9410	SPARKLE CHEERLEADING 2,013.29		0.00	0.00	0.00	1,210.08	803.21	0.00	803.21
Total For Fund 300:			278,949.64	33,299.89	391,695.05	30,427.67	282,174.14	388,470.55	163,961.29	224,509.26
401	9011	AUX FUNDS/ST FRANCIS 48,228.92		0.00	0.00	0.00	48,228.92	0.00	0.00	0.00
401	9012	ST FRANCIS AUX SERVICES 0.00		120.18	328,792.03	30,072.84	167,308.95	161,483.08	63,163.40	98,319.68
401	9017	AUX ST FRANCIS 37.41		0.00	0.00	0.00	0.00	37.41	0.00	37.41
401	9021	AUX FUNDS NURTURY 14,283.90		0.00	0.00	0.00	14,283.90	0.00	0.00	0.00
401	9022	NURTURY 0.00		8.00	11,185.48	0.00	429.94	10,755.54	0.00	10,755.54
401	9027	AUX FUNDS NURTURY 72.90		0.00	0.00	0.00	0.00	72.90	0.00	72.90
401	9031	AUX FUNDS MCA 56,325.29		0.00	0.00	0.00	56,325.29	0.00	0.00	0.00
401	9032	MCA 0.00		65.73	404,340.95	47,816.38	316,006.12	88,334.83	41,252.58	47,082.25
401	9041	AUX FUNDS KIDS COUNTRY 5,015.38		0.00	0.00	0.00	5,015.38	0.00	0.00	0.00

EFINANCEPLUS  
 DATE:05/09/2022  
 TIME:11:21:51  
 SELECTION CRITERIA : ALL

MEDINA CITY SCHOOLS  
 OH Cash Position Report

PAGE NUMBER: 15

ACCOUNTING PERIOD : 10/22

FUND	SCC	DESCRIPTION BEGIN BALANCE	MTD RECEIPTS	FYTD RECEIPTS	MTD EXPENDITURES	FYTD EXPENDITURES	CURRENT FUND BALANCE	CURRENT ENCUMBRANCE	UNENCUMBERED FUND BALANCE
401	9066	SM WONDERS 1,644.12	0.00	0.00	0.00	0.00	1,644.12	0.00	1,644.12
<hr/>									
Total For Fund	401:	125,607.92	193.91	744,318.46	77,889.22	607,598.50	262,327.88	104,415.98	157,911.90
432	9097	MANAGE INFO SYS 0.80	0.00	0.00	0.00	0.00	0.80	0.00	0.80
<hr/>									
Total For Fund	432:	0.80	0.00	0.00	0.00	0.00	0.80	0.00	0.80
450	9008	SCHOOLNET PLUS FY2008 1.00	0.00	0.00	0.00	0.00	1.00	0.00	1.00
<hr/>									
Total For Fund	450:	1.00	0.00	0.00	0.00	0.00	1.00	0.00	1.00
451	9012	CONNECTIVITY 0.00	0.00	19,800.00	0.00	0.00	19,800.00	19,412.70	387.30
451	9013	CONNECTIVITY 2013 800.00	0.00	0.00	0.00	0.00	800.00	0.00	800.00
451	9018	CONNECTIVITY FY18 564.00	0.00	0.00	0.00	0.00	564.00	0.00	564.00
451	9019	CONNECTIVITY 120.00	0.00	0.00	0.00	0.00	120.00	0.00	120.00
<hr/>									
Total For Fund	451:	1,484.00	0.00	19,800.00	0.00	0.00	21,284.00	19,412.70	1,871.30
452	9008	SCHOOLNET PD FY08 66.15	0.00	0.00	0.00	0.00	66.15	0.00	66.15

EFINANCEPLUS  
 DATE: 05/09/2022  
 TIME: 11:21:51  
 SELECTION CRITERIA : ALL

MEDINA CITY SCHOOLS  
 OH Cash Position Report

PAGE NUMBER: 16

ACCOUNTING PERIOD : 10/22

FUND	SCC	DESCRIPTION	BEGIN BALANCE	MTD RECEIPTS	FYTD RECEIPTS	MTD EXPENDITURES	FYTD EXPENDITURES	CURRENT FUND BALANCE	CURRENT ENCUMBRANCE	UNENCUMBERED FUND BALANCE
<hr/>										
Total For Fund	452:		66.15	0.00	0.00	0.00	0.00	66.15	0.00	66.15
467	9020	STUD WELLNESS AND SUCCESS	0.00	0.00	0.00	1.00	41.98	-41.98	0.00	-41.98
467	9021	STUD WELLNESS AND SUCCESS	445,936.84	0.00	0.00	27,700.20	303,525.75	142,411.09	16,927.86	125,483.23
<hr/>										
Total For Fund	467:		445,936.84	0.00	0.00	27,701.20	303,567.73	142,369.11	16,927.86	125,441.25
499	9012	INTERN PSYCH FY12	45.81	0.00	0.00	0.00	0.00	45.81	0.00	45.81
499	9013	INTERN PSYCH FY13	39.97	0.00	0.00	0.00	0.00	39.97	0.00	39.97
499	9019	SCHOOL SAFETY	23,148.67	0.00	0.00	6,531.13	6,531.13	16,617.54	0.00	16,617.54
499	9024	LOCAL GOV INNOVATION FUND	7,750.00	0.00	0.00	0.00	0.00	7,750.00	0.00	7,750.00
499	9039	INTERN PSYCH GRANT FY09	2.20	0.00	0.00	0.00	0.00	2.20	0.00	2.20
499	9112	E-TECH BLENDED LEARNING	321.71	0.00	0.00	0.00	0.00	321.71	0.00	321.71
<hr/>										
Total For Fund	499:		31,308.36	0.00	0.00	6,531.13	6,531.13	24,777.23	0.00	24,777.23
506	9014	RES ED GRANT	950.00	0.00	0.00	0.00	0.00	950.00	0.00	950.00
<hr/>										
Total For Fund	506:		950.00	0.00	0.00	0.00	0.00	950.00	0.00	950.00

ACCOUNTING PERIOD : 10/22

FUND	SCC	DESCRIPTION	BEGIN BALANCE	MTD RECEIPTS	FYTD RECEIPTS	MTD EXPENDITURES	FYTD EXPENDITURES	CURRENT FUND BALANCE	CURRENT ENCUMBRANCE	UNENCUMBERED FUND BALANCE
507	9021	ESSER	0.00	42.86	9,627.89	269.17	9,897.06	-269.17	0.14	-269.31
507	9022	ARP ESSER	0.00	0.00	0.00	310,400.65	420,168.48	-420,168.48	202,243.58	-622,412.06
507	9121	ESSER II	690,227.00	0.00	3,929.75	4,771.80	721,982.28	-27,825.53	61,466.45	-89,291.98
507	9222	ARP ESSER HOMELESS	0.00	109,766.43	109,766.43	0.00	0.00	109,766.43	0.00	109,766.43
Total For Fund 507:			690,227.00	109,809.29	123,324.07	315,441.62	1,152,047.82	-338,496.75	263,710.17	-602,206.92
516	9015	TITLE VI-B	2,690.82	0.00	0.00	0.00	0.00	2,690.82	0.00	2,690.82
516	9016	TITLE VI-B	229.90	0.00	0.00	0.00	0.00	229.90	0.00	229.90
516	9021	TITLE VI-B	214.00	0.00	274,126.81	0.00	202,563.33	71,777.48	0.00	71,777.48
516	9022	TITLE VI-B	0.00	0.00	0.00	99,324.07	898,087.07	-898,087.07	49,581.98	-947,669.05
516	9122	ARP IDEA	0.00	0.00	0.00	0.00	0.00	0.00	6,861.95	-6,861.95
Total For Fund 516:			3,134.72	0.00	274,126.81	99,324.07	1,100,650.40	-823,388.87	56,443.93	-879,832.80
551	9120	TITLE III LEP	2,792.08	0.00	0.00	0.00	0.00	2,792.08	0.00	2,792.08
551	9121	TITLE III LEP	9,262.64	0.00	9,349.40	0.00	9,068.40	9,543.64	0.00	9,543.64
551	9122	TITLE III LEP	0.00	0.00	0.00	49.00	1,145.80	-1,145.80	5,754.30	-6,900.10

EFINANCEPLUS  
 DATE:05/09/2022  
 TIME:11:21:51  
 SELECTION CRITERIA : ALL

MEDINA CITY SCHOOLS  
 OH Cash Position Report

PAGE NUMBER: 18

ACCOUNTING PERIOD : 10/22

FUND	SCC	DESCRIPTION	BEGIN BALANCE	MTD RECEIPTS	FYTD RECEIPTS	MTD EXPENDITURES	FYTD EXPENDITURES	CURRENT FUND BALANCE	CURRENT ENCUMBRANCE	UNENCUMBERED FUND BALANCE
-----										
Total For Fund	551:		12,054.72	0.00	9,349.40	49.00	10,214.20	11,189.92	5,754.30	5,435.62
572	9021	TITLE I	0.00	0.00	77,040.73	0.00	55,784.14	21,256.59	0.00	21,256.59
572	9022	TITLE I	0.00	116,989.85	308,662.99	39,112.57	349,523.18	-40,860.19	3,018.53	-43,878.72
572	9116	TITLE I-D	2.83	0.00	0.00	0.00	0.00	2.83	0.00	2.83
572	9121	TITLE I-D	7,878.00	0.00	29,934.55	0.00	29,518.54	8,294.01	0.00	8,294.01
572	9122	TITLE I-D	0.00	4,889.94	16,268.65	1,489.94	17,779.55	-1,510.90	2,092.90	-3,603.80
572	9221	TITLE I - EOE	0.00	0.00	10,107.88	0.00	10,107.88	0.00	0.00	0.00
-----										
Total For Fund	572:		7,880.83	121,879.79	442,014.80	40,602.51	462,713.29	-12,817.66	5,111.43	-17,929.09
584	9022	TITLE IV-A	0.00	13,022.74	21,640.74	2,117.30	23,815.06	-2,174.32	9,425.32	-11,599.64
-----										
Total For Fund	584:		0.00	13,022.74	21,640.74	2,117.30	23,815.06	-2,174.32	9,425.32	-11,599.64
587	9021	PRESCHOOL	0.00	0.00	3,456.42	0.00	1,677.33	1,779.09	0.00	1,779.09
587	9022	EARLY CHILDHOOD	0.00	10,482.87	26,550.66	3,878.82	30,470.19	-3,919.53	8.38	-3,927.91
587	9121	68 RESTORATION	0.00	0.00	4,499.00	0.00	4,499.00	0.00	0.00	0.00
-----										
Total For Fund	587:		0.00	10,482.87	34,506.08	3,878.82	36,646.52	-2,140.44	8.38	-2,148.82

EFINANCEPLUS  
 DATE: 05/09/2022  
 TIME: 11:21:51  
 SELECTION CRITERIA : ALL

MEDINA CITY SCHOOLS  
 OH Cash Position Report

PAGE NUMBER: 19

ACCOUNTING PERIOD : 10/22

FUND	SCC	DESCRIPTION BEGIN BALANCE	MTD RECEIPTS	FYTD RECEIPTS	MTD EXPENDITURES	FYTD EXPENDITURES	CURRENT FUND BALANCE	CURRENT ENCUMBRANCE	UNENCUMBERED FUND BALANCE
590	9021	TITLE II-A 14,320.82	0.00	28,556.20	0.00	17,289.94	25,587.08	0.00	25,587.08
590	9022	TITLE II-A 0.00	36,833.25	91,430.13	13,295.42	104,848.70	-13,418.57	14,855.81	-28,274.38
<hr/>									
Total For Fund 590:		14,320.82	36,833.25	119,986.33	13,295.42	122,138.64	12,168.51	14,855.81	-2,687.30
<hr/>									
599	9021	TITLE IV-A ST SUP & ACAD 20,000.00	0.00	7,448.92	0.00	6,950.77	20,498.15	0.00	20,498.15
599	9022	NSLP EQUIPMENT ASSISTANCE 0.00	0.00	0.00	0.00	0.00	0.00	117,897.87	-117,897.87
<hr/>									
Total For Fund 599:		20,000.00	0.00	7,448.92	0.00	6,950.77	20,498.15	117,897.87	-97,399.72
<hr/>									
GRAND TOTALS:		70,669,572.11	7,878,484.96	103,069,203.93	8,806,023.80	97,462,438.54	76,276,337.50	7,107,244.81	69,169,092.69

EFINANCEPLUS  
 DATE: 05/09/2022  
 TIME: 11:21:51  
 SELECTION CRITERIA : ALL

MEDINA CITY SCHOOLS  
 OH Cash Position Report

PAGE NUMBER: 20

ACCOUNTING PERIOD : 10/22

FUND	SCC	DESCRIPTION BEGIN BALANCE	MTD RECEIPTS	FYTD RECEIPTS	MTD EXPENDITURES	FYTD EXPENDITURES	CURRENT FUND BALANCE	CURRENT ENCUMBRANCE	UNENCUMBERED FUND BALANCE
001		30,154,351.08	4,575,529.78	70,002,594.13	6,025,972.86	62,105,974.78	38,050,970.43	1,990,239.19	36,060,731.24
002		3,561,305.29	281,000.62	5,994,910.00	35,908.78	5,401,290.87	4,154,924.42	901,337.00	3,253,587.42
003		437,174.65	0.00	150,072.60	1,600.00	78,921.70	508,325.55	154,473.74	353,851.81
006		54,793.54	455,322.39	3,161,907.29	272,504.07	2,358,715.40	857,985.43	238,176.32	619,809.11
007		38,970.56	552.03	30,955.18	0.00	0.00	69,925.74	26,500.00	43,425.74
008		820,970.55	36.43	366.49	0.00	0.00	821,337.04	50,750.00	770,587.04
009		109,390.40	14,096.66	286,604.64	14,969.08	166,825.23	229,169.81	81,865.36	147,304.45
014		741,389.28	81,675.20	942,261.88	102,752.28	1,031,133.93	652,517.23	57,951.90	594,565.33
016		20,800,938.74	144,606.22	7,118,075.15	807,306.42	8,424,376.15	19,494,637.74	114,060.89	19,380,576.85
018		877,169.11	31,430.70	143,092.98	13,422.29	132,326.58	887,935.51	184,643.66	703,291.85
019		50,538.47	0.00	0.00	0.00	0.00	50,538.47	1,500.00	49,038.47
020		79,317.95	2,031.47	19,348.96	244.33	5,822.75	92,844.16	14,997.82	77,846.34
022		52,777.18	1,160.23	38,790.63	0.00	17,362.61	74,205.20	13,755.00	60,450.20
024		6,889,180.58	859,238.55	8,529,365.57	841,477.05	9,826,761.02	5,591,785.13	1,433,049.63	4,158,735.50

EFINANCEPLUS  
 DATE: 05/09/2022  
 TIME: 11:21:51  
 SELECTION CRITERIA : ALL

MEDINA CITY SCHOOLS  
 OH Cash Position Report

PAGE NUMBER: 21

ACCOUNTING PERIOD : 10/22

FUND	SCC	DESCRIPTION BEGIN BALANCE	MTD RECEIPTS	FYTD RECEIPTS	MTD EXPENDITURES	FYTD EXPENDITURES	CURRENT FUND BALANCE	CURRENT ENCUMBRANCE	UNENCUMBERED FUND BALANCE
027		417,055.60	20,832.08	250,659.71	6,348.80	136,387.23	531,328.08	60,246.59	471,081.49
071		3,529,350.83	1,067,121.34	4,074,528.59	34,368.72	3,560,599.80	4,043,279.62	799,709.68	3,243,569.94
200		422,975.50	18,329.52	137,459.47	31,891.16	100,892.29	459,542.68	206,062.99	253,479.69
300		278,949.64	33,299.89	391,695.05	30,427.67	282,174.14	388,470.55	163,961.29	224,509.26
401		125,607.92	193.91	744,318.46	77,889.22	607,598.50	262,327.88	104,415.98	157,911.90
432		0.80	0.00	0.00	0.00	0.00	0.80	0.00	0.80
450		1.00	0.00	0.00	0.00	0.00	1.00	0.00	1.00
451		1,484.00	0.00	19,800.00	0.00	0.00	21,284.00	19,412.70	1,871.30
452		66.15	0.00	0.00	0.00	0.00	66.15	0.00	66.15
467		445,936.84	0.00	0.00	27,701.20	303,567.73	142,369.11	16,927.86	125,441.25
499		31,308.36	0.00	0.00	6,531.13	6,531.13	24,777.23	0.00	24,777.23
506		950.00	0.00	0.00	0.00	0.00	950.00	0.00	950.00
507		690,227.00	109,809.29	123,324.07	315,441.62	1,152,047.82	-338,496.75	263,710.17	-602,206.92
516		3,134.72	0.00	274,126.81	99,324.07	1,100,650.40	-823,388.87	56,443.93	-879,832.80



EFINANCEPLUS  
 DATE:05/09/2022  
 TIME:11:21:51  
 SELECTION CRITERIA : ALL

MEDINA CITY SCHOOLS  
 OH Cash Position Report

PAGE NUMBER: 22

ACCOUNTING PERIOD : 10/22

FUND	SCC	DESCRIPTION BEGIN BALANCE	MTD RECEIPTS	FYTD RECEIPTS	MTD EXPENDITURES	FYTD EXPENDITURES	CURRENT FUND BALANCE	CURRENT ENCUMBRANCE	UNENCUMBERED FUND BALANCE
551		12,054.72	0.00	9,349.40	49.00	10,214.20	11,189.92	5,754.30	5,435.62
572		7,880.83	121,879.79	442,014.80	40,602.51	462,713.29	-12,817.66	5,111.43	-17,929.09
584		0.00	13,022.74	21,640.74	2,117.30	23,815.06	-2,174.32	9,425.32	-11,599.64
587		0.00	10,482.87	34,506.08	3,878.82	36,646.52	-2,140.44	8.38	-2,148.82
590		14,320.82	36,833.25	119,986.33	13,295.42	122,138.64	12,168.51	14,855.81	-2,687.30
599		20,000.00	0.00	7,448.92	0.00	6,950.77	20,498.15	117,897.87	-97,399.72
GRAND TOTALS:		70,669,572.11	7,878,484.96	103,069,203.93	8,806,023.80	97,462,438.54	76,276,337.50	7,107,244.81	69,169,092.69

# Medina City Schools

## Check Register For

### April 2022

5/9/22

11:42 AM

Check Date	Check Number	Vendor Name	Transaction Amount
04/01/2022	V694753	GORDON FOOD SERVICE	\$9,769.65
<b>04/01/2022 - Total</b>			<b>\$9,769.65</b>
04/04/2022	V696025	MEMO - MEDICAL MUTUAL	\$111,488.92
04/04/2022	V696135	MEMO - A&M ENDEAVORS LLC	\$54.95
<b>04/04/2022 - Total</b>			<b>\$111,543.87</b>
04/06/2022	V694754	GORDON FOOD SERVICE	\$171.64
<b>04/06/2022 - Total</b>			<b>\$171.64</b>
04/08/2022	694755	F.C.P.E	\$135.00
04/08/2022	694756	KIDS FIRST	\$22.00
04/08/2022	694757	OAPSE	\$4,802.58
04/08/2022	694758	KEITH L RUCINSKI, CHAPTER 13 TRSTEE	\$1,268.77
04/08/2022	694759	OHIO EDUCATION ASSOCIATION	\$372.20
04/08/2022	694760	PEOPLE QUALIFIED COMMITTEE	\$25.05
04/08/2022	V694761	MEMO-FLEXSAVE	\$9,519.64
04/08/2022	V694762	MEDINA CITY SCHOOLS FOUNDATION	\$69.00
04/08/2022	V694763	MEMO - SERS - BOARD	\$60,153.65
04/08/2022	V694764	MEMO - STRS - BOARD	\$236,714.48
04/08/2022	V694765	MEMO -EFTPS - TAXES	\$241,993.48
04/08/2022	V694766	MEMO -MEDINA CITY SCHOOLS	\$420,757.76
04/08/2022	V694767	MEMO --S E R S - EMPLOYEE	\$43,435.99
04/08/2022	V694768	MEMO --S T R S - EMPLOYEE	\$247,434.11
04/08/2022	V694769	OHIO BUSINESS GATEWAY	\$47,390.63
04/08/2022	V694770	OHIO CHILD SUPPORT PAYMENT CENTRAL	\$1,803.02
04/08/2022	V694771	MEMO - OMNI	\$47,554.71
04/08/2022	V694772	TRUSTMARK VOLUNTARY BENEFITS	\$1,933.86
04/08/2022	V694773	UNITED WAY MEDINA & SUMMIT CO	\$88.76
04/08/2022	V694962	OHIO DEPT OF ED - MEMO CK	\$52,438.23
04/08/2022	V694963	MEMO - MEDICAL MUTUAL	\$68,839.03
04/08/2022	V696010	MEMO MET LIFE INSURANCE	\$3,558.10
04/08/2022	V696136	MEMO - WESTFIELD BANK	\$820.07
04/08/2022	V697100	MEMO-CAPITAL ONE	\$19,352.33
<b>04/08/2022 - Total</b>			<b>\$1,510,482.45</b>
04/11/2022	V696026	MEMO - MEDICAL MUTUAL	\$177,515.23

# Medina City Schools Check Register For April 2022

5/9/22

11:42 AM

Check Date	Check Number	Vendor Name	Transaction Amount
<b>04/11/2022 - Total</b>			<b>\$177,515.23</b>
04/13/2022	V694775	GORDON FOOD SERVICE	\$13,009.00
<b>04/13/2022 - Total</b>			<b>\$13,009.00</b>
04/14/2022	694776	ST. FRANCIS XAVIER	\$100.00
04/14/2022	694777	TRACEY NEWELL	\$20.00
04/14/2022	694778	ADORAMA INC.	\$248.00
04/14/2022	694779	ADVANCE AUTO PARTS	\$473.84
04/14/2022	694780	AIS COMMERCIAL PARTS & SERVICE	\$949.44
04/14/2022	694781	AKRON BEARING COMPANY INC.	\$75.63
04/14/2022	694782	AKRON CHILDRENS HOSPITAL	\$65,402.38
04/14/2022	694783	ALBRIGHT SECURITY CENTER INC.	\$130.00
04/14/2022	694784	ARMSTRONG UTILITIES INC.	\$770.02
04/14/2022	694785	ACSI	\$2,595.00
04/14/2022	694786	AUDITOR OF STATE'S OFFICE	\$1,669.50
04/14/2022	694787	AUSTINTOWN-FITCH HIGH SCHOOL	\$400.00
04/14/2022	694788	BANNER SUPPLY COMPANY INC	\$108.00
04/14/2022	694789	BARNES & NOBLE BOOKSELLERS	\$152.85
04/14/2022	694790	BARNES & NOBLE COLLEGE BOOKSELLERS	\$240.99
04/14/2022	694791	BELLEFAIRE JEWISH CHILDREN'S	\$21,888.71
04/14/2022	694792	BELMONT HARRISON JUVENILE DISTRICT	\$658.00
04/14/2022	694793	BEREA-MIDPARK HIGH SCHOOL	\$350.00
04/14/2022	694794	NEW DAIRY HOLDCO, LLC.	\$5,270.48
04/14/2022	694795	BUEHLER'S MARKETS	\$80.55
04/14/2022	694796	BUZZARD TOOLS LLC	\$204.99
04/14/2022	694797	CAFETERIA-PEPSI COLA ORDERS	\$1,111.52
04/14/2022	694798	CARMINA SUDDETH	\$70.00
04/14/2022	694799	CAROLINA BIOLOGICAL SUPPLY CO.	\$3,169.16
04/14/2022	694800	CENTERRA CO-OP	\$30.03
04/14/2022	694801	CHILDREN'S CENTER OF MEDINA COUNTY	\$300.00
04/14/2022	694802	CITY OF MEDINA	\$13,578.14
04/14/2022	694803	CLEVELAND CLINIC ATWORK	\$75.00
04/14/2022	694804	COCA COLA BOTTLING CO CSLDT	\$1,172.00
04/14/2022	694805	COLORAMICS LLC DBA:BUCKEYE CERAMICS	\$7,400.00

# Medina City Schools Check Register For April 2022

5/9/22

11:42 AM

Check Date	Check Number	Vendor Name	Transaction Amount
04/14/2022	694806	COMDOC INC	\$581.49
04/14/2022	694807	CROWN TROPHY OF MEDINA	\$1,082.38
04/14/2022	694808	CUMMINS SALES AND SERVICE	\$144.79
04/14/2022	694809	DALE J GAYDOS	\$120.00
04/14/2022	694810	DANIEL E BARABAS	\$120.00
04/14/2022	694811	DE LAGE LANDEN FINANCIAL	\$1,300.07
04/14/2022	694812	EDUCATIONAL SERVICE CENTER	\$44,419.00
04/14/2022	694813	MEDINA COUNTY BOARD OF EDUCATION	\$149.68
04/14/2022	694814	ESC OF MEDINA COUNTY	\$91,192.09
04/14/2022	694815	ETIENNE MASSICOTTE	\$56.00
04/14/2022	694816	FBN SYSTEMS INC.	\$4,742.00
04/14/2022	694817	FEDERAL EXPRESS CORP	\$17.40
04/14/2022	694818	FLINN SCIENTIFIC INC.	\$125.35
04/14/2022	694819	FRANK V CENTORBI	\$70.00
04/14/2022	694820	GCL EDUCATION SERVICES LLC.	\$3,565.00
04/14/2022	694821	GJORGI KONDEV	\$120.00
04/14/2022	694822	GLENOAK HIGH SCHOOL	\$220.00
04/14/2022	694823	GORDON FOOD SERVICE	\$508.48
04/14/2022	694824	GRAINGER SUPPLY CO	\$386.55
04/14/2022	694825	GRIZZLY AUTO & TIRE	\$1,291.28
04/14/2022	694826	HARCOURT OUTLINES INC.	\$228.21
04/14/2022	694827	HARRIS BATTERY COMPANY INC	\$25.00
04/14/2022	694828	LITERACY RESOURCES LLC	\$67.99
04/14/2022	694829	HERSHEY CREAMERY CO	\$451.20
04/14/2022	694830	HOME DEPOT CREDIT SERVICES	\$123.86
04/14/2022	694831	HOUSE OF FLOWERS BOUTIQUE	\$311.25
04/14/2022	694832	ICANDI GRAPHICS, LLC	\$400.00
04/14/2022	694833	INNOVATIVE SOLUTIONS DISTRIBUTION	\$4,000.00
04/14/2022	694834	JOHNSTONE SUPPLY INC.	\$506.30
04/14/2022	694835	JOSTENS INC	\$15.96
04/14/2022	694836	JW PEPPER & SON, INC.	\$485.22
04/14/2022	694837	KRISTIN MCCONAHY	\$120.00
04/14/2022	694838	LAKESHORE EQUIPMENT COMPANY	\$508.17

# Medina City Schools Check Register For April 2022

5/9/22

11:42 AM

Check Date	Check Number	Vendor Name	Transaction Amount
04/14/2022	694839	LODI LUMBER CO	\$42.00
04/14/2022	694840	MACGILL DISCOUNT NURSE SUPPLY	\$224.64
04/14/2022	694841	MACKIN BOOK COMPANY	\$356.29
04/14/2022	694842	MARZANO RESOURCES LLC	\$700.00
04/14/2022	694843	MCMASTER-CARR SUPPLY COMPANY	\$52.35
04/14/2022	694844	MCS FOOD SERVICE DEPT.	\$156.87
04/14/2022	694845	MEDINA CITY SCHOOLS - BUSINESS DEPT	\$814.01
04/14/2022	694846	MEDINA COUNTY BOARD OF DD.	\$4,056.50
04/14/2022	694847	MEDINA GYMNASTICS ACADEMY INC	\$3,400.00
04/14/2022	694848	MEDINA HARDWARE INC	\$178.48
04/14/2022	694849	MELVIN JONES	\$70.00
04/14/2022	694850	MERITECH INC	\$5,000.00
04/14/2022	694851	MICHIGAN COMPANY INC	\$90.96
04/14/2022	694852	MNJ TECHNOLOGIES DIRECT INC	\$286.44
04/14/2022	694853	MONTVILLE POLICE DEPARTMENT	\$1,028.00
04/14/2022	694854	MORGAN AMEND	\$1,887.00
04/14/2022	694855	MUSIC THERAPY ENRICHMENT CENTER	\$552.00
04/14/2022	694856	NASCO EDUCATION, LLC.	\$925.21
04/14/2022	694857	NEIL KEIM	\$70.00
04/14/2022	694858	NEOIAAA	\$475.00
04/14/2022	694859	NICKLES BAKERY	\$1,869.94
04/14/2022	694860	OHIO EDISON COMPANY	\$74,433.07
04/14/2022	694861	OHIO HIGH SCHOOL GOLF COACHES	\$50.00
04/14/2022	694862	THE OHIO HISTORICAL SOCIETY, INC.	\$525.00
04/14/2022	694863	OHIO SCHOOLS COUNCIL	\$11,526.00
04/14/2022	694864	ORLO AUTO PARTS INC	\$561.61
04/14/2022	694865	OTC BRANDS INC	\$139.93
04/14/2022	694866	P & A ADMINISTRATIVE SERVICES	\$436.40
04/14/2022	694867	PERRY LOCAL SCHOOLS	\$75.00
04/14/2022	694868	POSITIVE PROMOTIONS INC	\$198.45
04/14/2022	694869	PRO-ED INC.	\$105.60
04/14/2022	694870	RUMPKE OF OHIO INC	\$1,413.46
04/14/2022	694871	SC STRATEGIC SOLUTIONS LLC	\$498.30

# Medina City Schools

## Check Register For

### April 2022

5/9/22

11:42 AM

Check Date	Check Number	Vendor Name	Transaction Amount
04/14/2022	694872	SCHOLASTIC INC	\$102.00
04/14/2022	694873	SCHOOL HEALTH CORP. / PALOS SPORTS	\$110.37
04/14/2022	694874	SCHOOL NUTRITION ASSOCIATION	\$70.00
04/14/2022	694875	SCRUBBER CITY INC	\$279.98
04/14/2022	694876	SHERWIN WILLIAMS COMPANY	\$210.70
04/14/2022	694877	STEPHANIE M. BOWLIN	\$320.96
04/14/2022	694878	SPORTSWORLD	\$1,131.95
04/14/2022	694879	STANTON'S SHEET MUSIC INC	\$95.55
04/14/2022	694880	STAPLES INC	\$42.32
04/14/2022	694881	STEPS EDUCATIONAL GROUP, LLC.	\$6,937.50
04/14/2022	694882	SUPECK SEPTIC SERVICES LLC.	\$460.00
04/14/2022	694883	TALBERT'S COMMERCIAL PRODUCTS	\$178.30
04/14/2022	694884	TOTAL EDUCATION SOLUTIONS, INC.	\$17,689.44
04/14/2022	694885	TIMOTHY THOMAS MALONE II	\$120.00
04/14/2022	694886	UNITED RENTALS (N AMERICA) INC	\$160.00
04/14/2022	694887	USA MOBILE DRUG TESTING	\$71.00
04/14/2022	694888	VERIZON WIRELESS	\$81.81
04/14/2022	694889	WARD'S SCIENCE	\$26.69
04/14/2022	694890	WATERLOGIC AMERICAS LLC	\$59.95
04/14/2022	694891	RODNEY S WEHRLEY	\$24.80
04/14/2022	694892	WOLFF BROS. SUPPLY INC.	\$643.40
04/14/2022	694893	WOODRIDGE LOCAL SCHOOLS	\$200.00
04/14/2022	694894	ZINKAN ENTERPRISES INC.	\$2,496.00
04/14/2022	V694895	A SIGN ABOVE INC.	\$629.00
04/14/2022	V694896	ABC THERAPY, LTD	\$18,868.66
04/14/2022	V694897	ACHIEVEMENT ADVANTAGE	\$4,312.50
04/14/2022	V694898	AIRGAS USA LLC	\$27.54
04/14/2022	V694904	AMAZON.COM	\$11,168.61
04/14/2022	V694905	ANTHONY BELSITO	\$550.00
04/14/2022	V694906	BAUMSPAGE.COM, LLC	\$15.30
04/14/2022	V694907	BLICK ART MATERIALS LLC	\$634.42
04/14/2022	V694908	KATIE LYNN BOBER	\$63.01
04/14/2022	V694909	ELIZABETH A BONDI	\$19.19

# Medina City Schools

## Check Register For

### April 2022

5/9/22

11:42 AM

Check Date	Check Number	Vendor Name	Transaction Amount
04/14/2022	V694910	BSN SPORTS LLC	\$6,457.68
04/14/2022	V694911	DAVID M CHAMBERS	\$189.54
04/14/2022	V694912	CHRISTIA MATTEY	\$1,516.32
04/14/2022	V694913	CLEVELAND CLINIC CENTER	\$30,275.16
04/14/2022	V694914	CROSS THREAD SOLUTIONS LLC	\$168.00
04/14/2022	V694915	DAWN PROKOP	\$1,430.00
04/14/2022	V694916	EASY GRAPHICS CORP	\$5,708.56
04/14/2022	V694917	ENNIS BRITTON CO LPA	\$210.00
04/14/2022	V694918	ENTERPRISE FM TRUST	\$8,468.72
04/14/2022	V694919	RONALD L FULLER	\$58.09
04/14/2022	V694920	GABRIELE KNAFLICH	\$924.00
04/14/2022	V694921	GOODWILL INDUSTRIES AKRON INC	\$2,576.00
04/14/2022	V694922	HARPLEY CS LLC	\$1,650.00
04/14/2022	V694923	TODD E HODKEY	\$732.25
04/14/2022	V694924	JOHNSON CONTROLS INC.	\$3,468.00
04/14/2022	V694925	JOSHEN PAPER & PACKAGING CO.	\$1,692.76
04/14/2022	V694926	LLA THERAPY, LLC.	\$42,606.00
04/14/2022	V694927	LEXIA LEARNING SYSTEMS LLC	\$209.00
04/14/2022	V694928	CHRISTINE MARIE LIVINGSTON	\$29.51
04/14/2022	V694929	MACIE PUBLISHING COMPANY	\$287.10
04/14/2022	V694930	MICHAEL L WESNER	\$2,529.46
04/14/2022	V694931	STEVEN A MISHLER	\$38.38
04/14/2022	V694932	MOTOROLA SOLUTIONS INC	\$5,590.20
04/14/2022	V694933	MUSIC AND ARTS	\$269.06
04/14/2022	V694934	ALEXANDRA H MUSSELMAN	\$128.53
04/14/2022	V694935	NAVIGATE360, LLC	\$6,531.13
04/14/2022	V694936	NCS PEARSON, INC.	\$1,727.50
04/14/2022	V694937	NICHOLAS BRANDON MACLARREN	\$120.00
04/14/2022	V694938	NORDEC INC.	\$234.85
04/14/2022	V694939	OSPA-OHIO SCHOOL PSYCHOLOGISTS	\$335.00
04/14/2022	V694940	PITSCO EDUCATION, LLC.	\$307.13
04/14/2022	V694941	PSI AFFILIATES INC.	\$20,798.75
04/14/2022	V694942	BRADFORD S QUADE	\$90.00

# Medina City Schools

## Check Register For

### April 2022

5/9/22

11:42 AM

Check Date	Check Number	Vendor Name	Transaction Amount
04/14/2022	V694943	QUILL CORPORATION	\$1,331.05
04/14/2022	V694944	REINHARDT SUPPLY COMPANY	\$4,117.00
04/14/2022	V694945	SHAYNA MICHELLE SAMOSKY	\$195.64
04/14/2022	V694946	SCHOOL SPECIALTY, LLC.	\$695.46
04/14/2022	V694947	SHELLEY MACK	\$663.00
04/14/2022	V694948	VANESSA M SHRIVER	\$117.60
04/14/2022	V694949	DANIEL JOSEPH SMITH	\$18.25
04/14/2022	V694950	TRACI N SWANTEK	\$72.43
04/14/2022	V694951	TARA LOCHER	\$272.00
04/14/2022	V694952	TECHNOLOGY ENGINEERING GROUP, LLC	\$26,777.50
04/14/2022	V694953	VINSON GROUP LLC	\$2,575.00
04/14/2022	V694954	AIR RITE SERVICES, INC (V-CARD)	\$97.44
04/14/2022	V694956	CINTAS CORPORATION (V-CARD)	\$1,091.43
04/14/2022	V694957	EDUCATION ALTERNATIVES (V-CARD)	\$3,066.56
04/14/2022	V694958	FOLLETT SCHOOL SOLUTIONS (V-CARD)	\$205.71
04/14/2022	V694959	POINT SPRING & DRIVESHAFT (V-CARD)	\$4,116.84
04/14/2022	V694960	ROBERT J. VERNAK (V-CARD)	\$399.00
04/14/2022	V694961	TK ELEVATOR CORP. (V-CARD)	\$12,080.84
<b>04/14/2022 - Total</b>			<b>\$671,397.84</b>
04/18/2022	V696027	MEMO - MEDICAL MUTUAL	\$308,144.32
<b>04/18/2022 - Total</b>			<b>\$308,144.32</b>
04/20/2022	V695897	GORDON FOOD SERVICE	\$12,905.58
<b>04/20/2022 - Total</b>			<b>\$12,905.58</b>
04/21/2022	695898	DENISE & JEFFREY SMALLIDGE	\$6.00
04/21/2022	695899	SUZETTE & DARYL HILLYARD	\$110.00
04/21/2022	695900	ADLER TEAM SPORTS	\$387.40
04/21/2022	695901	ADVANCE AUTO PARTS	\$103.66
04/21/2022	695902	AKRON BASEBALL, LLC	\$2,500.00
04/21/2022	695903	ARMSTRONG UTILITIES INC.	\$149.95
04/21/2022	695904	BELLEFAIRE JEWISH CHILDREN'S	\$6,951.42
04/21/2022	695905	NEW DAIRY HOLDCO, LLC.	\$2,968.94
04/21/2022	695906	BUEHLER'S MARKETS	\$289.62
04/21/2022	695907	BUZZARD TOOLS LLC	\$59.99



# Medina City Schools

## Check Register For

### April 2022

5/9/22

11:42 AM

Check Date	Check Number	Vendor Name	Transaction Amount
04/21/2022	695908	CAFETERIA-PEPSI COLA ORDERS	\$984.15
04/21/2022	695909	CARDINAL BUS SALES & SERV INC	\$5,476.33
04/21/2022	695910	CENTERRA CO-OP	\$1,671.37
04/21/2022	695911	COCA COLA BOTTLING CO CSLDT	\$402.87
04/21/2022	695912	COLUMBIA GAS OF OHIO INC	\$403.07
04/21/2022	695913	COLUMBUS PERCUSSION	\$190.40
04/21/2022	695914	CROWN TROPHY OF MEDINA	\$223.55
04/21/2022	695915	DE LAGE LANDEN FINANCIAL	\$296.92
04/21/2022	695916	ELECTRICAL APPLIANCE REPAIR	\$375.00
04/21/2022	695917	ESC OF MEDINA COUNTY	\$8,441.90
04/21/2022	695918	ETIENNE MASSICOTTE	\$56.00
04/21/2022	695919	GLOBAL INDUSTRIAL	\$270.85
04/21/2022	695920	GORDON FOOD SERVICE	\$526.76
04/21/2022	695921	HARRISON FORD INC	\$891.89
04/21/2022	695922	HERSHEY CREAMERY CO	\$1,425.24
04/21/2022	695923	JOHN S GRIMM INC.	\$79.80
04/21/2022	695924	JW PEPPER & SON, INC.	\$64.50
04/21/2022	695925	MASTER TEACHER INC	\$133.65
04/21/2022	695926	MCMASTER-CARR SUPPLY COMPANY	\$104.09
04/21/2022	695927	MEDINA MANAGEMENT COMPANY, LLC.	\$90.90
04/21/2022	695928	MEDINA CITY SCHOOLS	\$5,850.00
04/21/2022	695929	MEDINA GLASS COMPANY	\$458.45
04/21/2022	695930	MEDINA HARDWARE INC	\$27.89
04/21/2022	695931	MOVIE LICENSING USA	\$531.00
04/21/2022	695932	NICKLES BAKERY	\$507.00
04/21/2022	695933	OHIO EDISON COMPANY	\$752.67
04/21/2022	695934	ORLO AUTO PARTS INC	\$489.93
04/21/2022	695935	OTC BRANDS INC	\$394.96
04/21/2022	695936	P & A ADMINISTRATIVE SERVICES	\$340.40
04/21/2022	695937	POSITIVE PROMOTIONS INC	\$375.33
04/21/2022	695938	SC STRATEGIC SOLUTIONS LLC	\$1,137.30
04/21/2022	695939	SOLAR FLAIR KILN REPAIR SERVICES	\$120.00
04/21/2022	695940	SPORTSWORLD	\$307.25

# Medina City Schools

## Check Register For

### April 2022

5/9/22

11:42 AM

Check Date	Check Number	Vendor Name	Transaction Amount
04/21/2022	695941	STAPLES INC	\$116.21
04/21/2022	695942	TARA TOBER LLC	\$2,500.00
04/21/2022	695943	TEACHER SYNERGY, LLC	\$55.45
04/21/2022	695944	TRANSFINDER CORPORATION	\$15,000.00
04/21/2022	695945	TRANSPORTATION ACCESSORIES CO, INC.	\$140.83
04/21/2022	695946	US BANK EQUIPMENT FINANCE	\$15,149.18
04/21/2022	695947	VIVACITY TECH PBC	\$3,408.00
04/21/2022	695948	WARD'S SCIENCE	\$873.90
04/21/2022	695949	WHITE HOUSE ARTESIAN SPRINGS	\$67.00
04/21/2022	V695950	AIRGAS USA LLC	\$6.64
04/21/2022	V695952	AMAZON.COM	\$3,875.25
04/21/2022	V695953	ANTHONY BELSITO	\$330.00
04/21/2022	V695954	BAUMSPAGE.COM, LLC	\$68.95
04/21/2022	V695955	JEANNE MARIE BLANKENSHIP	\$158.06
04/21/2022	V695956	BSN SPORTS LLC	\$4,844.60
04/21/2022	V695957	CDWG	\$11,838.36
04/21/2022	V695958	ARAMSCO, INC.	\$826.00
04/21/2022	V695959	ENVIRONMENTAL DESIGN GROUP, LLC.	\$20,100.00
04/21/2022	V695960	HARRIS BATTERY COMPANY INC	\$800.00
04/21/2022	V695961	JOSHEN PAPER & PACKAGING CO.	\$992.43
04/21/2022	V695962	DAVID JOHN LAUB	\$19.00
04/21/2022	V695963	LORI S KELLY	\$2,104.50
04/21/2022	V695964	LISA ROSE MALBIN	\$18.33
04/21/2022	V695965	MUSIC AND ARTS	\$65.62
04/21/2022	V695966	NICHOLAS BRANDON MACLARREN	\$130.00
04/21/2022	V695967	PETERS KALAIL & MARKAKIS CO	\$2,094.80
04/21/2022	V695968	STANISLAV PROKORAT	\$15.26
04/21/2022	V695969	QUILL CORPORATION	\$790.05
04/21/2022	V695970	REDTREE INVESTMENT GROUP	\$1,550.91
04/21/2022	V695971	REINHARDT SUPPLY COMPANY	\$2,429.75
04/21/2022	V695972	SCHOOL SPECIALTY, LLC.	\$621.61
04/21/2022	V695973	SHAR MUSIC	\$174.15
04/21/2022	V695974	TARA LOCHER	\$192.00

# Medina City Schools Check Register For April 2022

5/9/22

11:42 AM

Check Date	Check Number	Vendor Name	Transaction Amount
04/21/2022	V695975	PAUL M WORSENCROFT	\$135.72
04/21/2022	V695976	CINTAS CORPORATION (V-CARD)	\$327.81
04/21/2022	V695977	FOLLETT SCHOOL SOLUTIONS (V-CARD)	\$1,757.35
04/21/2022	V695978	ROBERT J. VERNAK (V-CARD)	\$759.00
<b>04/21/2022 - Total</b>			<b>\$141,265.12</b>
04/22/2022	695979	CENTRAL COLLECTION AGENCY	\$136.00
04/22/2022	695980	CITY OF AKRON	\$284.50
04/22/2022	695981	CITY OF BRUNSWICK	\$220.11
04/22/2022	695982	F.C.P.E	\$135.00
04/22/2022	695983	KIDS FIRST	\$22.00
04/22/2022	695984	OAPSE	\$4,843.19
04/22/2022	695985	KEITH L RUCINSKI, CHAPTER 13 TRSTEE	\$1,268.77
04/22/2022	695986	OHIO EDUCATION ASSOCIATION	\$372.20
04/22/2022	695987	PEOPLE QUALIFIED COMMITTEE	\$25.05
04/22/2022	695988	R.I.T.A.	\$51,408.13
04/22/2022	V695989	MEMO-FLEXSAVE	\$9,519.64
04/22/2022	V695990	MEDINA CITY SCHOOLS FOUNDATION	\$69.00
04/22/2022	V695991	MEDINA CITY TEACHERS ASSOC	\$37,904.30
04/22/2022	V695992	MEMO - SERS - BOARD	\$58,796.93
04/22/2022	V695993	MEMO - STRS - BOARD	\$231,433.81
04/22/2022	V695994	MEMO -EFTPS - TAXES	\$251,478.71
04/22/2022	V695995	MEMO -MEDINA CITY SCHOOLS	\$422,220.02
04/22/2022	V695996	MEMO MET LIFE INSURANCE	\$4,896.01
04/22/2022	V695997	MEMO --S E R S - EMPLOYEE	\$42,466.91
04/22/2022	V695998	MEMO --S T R S - EMPLOYEE	\$242,139.13
04/22/2022	V695999	OHIO BUSINESS GATEWAY	\$48,326.28
04/22/2022	V696000	OHIO CHILD SUPPORT PAYMENT CENTRAL	\$1,803.02
04/22/2022	V696001	MEMO - OMNI	\$47,554.71
04/22/2022	V696002	SCHOOL DISTRICT INCOME TAX	\$4,053.29
04/22/2022	V696003	TRUSTMARK VOLUNTARY BENEFITS	\$1,933.86
04/22/2022	V696004	UNITED WAY MEDINA & SUMMIT CO	\$97.56
04/22/2022	V696005	WORKERS COMP MEMO	\$20,832.08
04/22/2022	V696015	MEMO MET LIFE INSURANCE	\$17.07

# Medina City Schools

## Check Register For

### April 2022

5/9/22

11:42 AM

Check Date	Check Number	Vendor Name	Transaction Amount
<b>04/22/2022 - Total</b>			<b>\$1,484,257.28</b>
04/25/2022	V696008	MEMO - HUNTINGTON NAT'L BANK	\$4,674.98
04/25/2022	V696014	SYSCO CLEVELAND INC	\$80,843.85
04/25/2022	V696024	OHIO DEPT OF ED - MEMO CK	\$52,541.65
04/25/2022	V696028	MEMO - MEDICAL MUTUAL	\$109,305.99
<b>04/25/2022 - Total</b>			<b>\$247,366.47</b>
04/27/2022	696016	R.I.T.A.	\$9.96
04/27/2022	V696017	MEMO - SERS - BOARD	\$10.50
04/27/2022	V696018	MEMO - STRS - BOARD	\$101.05
04/27/2022	V696019	MEMO -EFTPS - TAXES	\$26.81
04/27/2022	V696020	MEMO --S E R S - EMPLOYEE	\$7.50
04/27/2022	V696021	MEMO --S T R S - EMPLOYEE	\$101.05
04/27/2022	V696022	OHIO BUSINESS GATEWAY	\$5.61
04/27/2022	V696023	WORKERS COMP MEMO	\$3.99
<b>04/27/2022 - Total</b>			<b>\$266.47</b>
04/28/2022	696029	ADVANCE AUTO PARTS	\$145.93
04/28/2022	696030	AMPLIFY EDUCATION INC.	\$251.00
04/28/2022	696031	APOLLO PEST CONTROL COMPANY	\$738.00
04/28/2022	696032	AQUACLEAR	\$52.85
04/28/2022	696033	ARMSTRONG UTILITIES INC.	\$453.30
04/28/2022	696034	BARBARA A GIULIVO	\$20.00
04/28/2022	696035	NEW DAIRY HOLDCO, LLC.	\$6,710.17
04/28/2022	696036	BREWER-GARRETT COMPANY	\$13,500.00
04/28/2022	696037	BUEHLER'S MARKETS	\$368.44
04/28/2022	696038	CAFETERIA-PEPSI COLA ORDERS	\$579.61
04/28/2022	696039	CARDINAL BUS SALES & SERV INC	\$1,181.63
04/28/2022	696040	CAROLINA BIOLOGICAL SUPPLY CO.	\$1,180.02
04/28/2022	696041	CENTERRA CO-OP	\$30,113.21
04/28/2022	696042	COCA COLA BOTTLING CO CSLDT	\$1,176.51
04/28/2022	696043	COLUMBIA GAS OF OHIO INC	\$9,092.45
04/28/2022	696044	CRANDALL COMPANY INC	\$544.08
04/28/2022	696045	CROWN TROPHY OF MEDINA	\$185.00
04/28/2022	696046	CUMMINS SALES AND SERVICE	\$770.35

# Medina City Schools

## Check Register For

### April 2022

5/9/22

11:42 AM

Check Date	Check Number	Vendor Name	Transaction Amount
04/28/2022	696047	DANIEL E BARABAS	\$120.00
04/28/2022	696048	DB ENTERTAINMENT GROUP LLC	\$1,999.99
04/28/2022	696049	ENABLING DEVICES	\$113.95
04/28/2022	696050	ETIENNE MASSICOTTE	\$56.00
04/28/2022	696051	FASTENAL COMPANY	\$134.16
04/28/2022	696052	FLINN SCIENTIFIC INC.	\$27.58
04/28/2022	696053	FRONTIER NORTH INC	\$18,043.84
04/28/2022	696054	GIONINO'S PIZZERIA	\$86.00
04/28/2022	696055	GOPHER SPORT	\$1,747.69
04/28/2022	696056	GORDON FOOD SERVICE	\$97.93
04/28/2022	696057	GRAINGER SUPPLY CO	\$493.60
04/28/2022	696058	MEDINA AREA CHAMBER OF COMMERCE	\$84.00
04/28/2022	696059	HOUSE OF FLOWERS BOUTIQUE	\$67.50
04/28/2022	696060	JOHN S GRIMM INC.	\$79.80
04/28/2022	696061	JON A WEIDELING JR	\$70.00
04/28/2022	696062	JOSTENS INC	\$16.03
04/28/2022	696063	JW PEPPER & SON, INC.	\$127.80
04/28/2022	696064	KRISTIN MCCONAHY	\$120.00
04/28/2022	696065	LISA BOWERS	\$150.00
04/28/2022	696066	LORAIN COUNTY COMM. COLLEGE	\$100.00
04/28/2022	696067	MACKIN BOOK COMPANY	\$1,345.36
04/28/2022	696068	MARK W BOWERS	\$90.00
04/28/2022	696069	MARTY RUDIN	\$150.00
04/28/2022	696070	MCS FOOD SERVICE DEPT.	\$298.17
04/28/2022	696071	MEDINA CITY SCHOOLS	\$109.18
04/28/2022	696072	MEDINA COUNTY BOARD OF DD.	\$2,775.50
04/28/2022	696073	MEDINA COUNTY SANITARY	\$1,754.16
04/28/2022	696074	MEDINA HARDWARE INC	\$20.79
04/28/2022	696075	MEGAN MCVICKER	\$70.00
04/28/2022	696076	MIDNIGHT MUSIC AND MEMORIES	\$700.00
04/28/2022	696077	MIKE CAPEZUTO	\$90.00
04/28/2022	696078	NATIONAL TIME & SIGNAL CORPORATION	\$670.38
04/28/2022	696079	NICKLES BAKERY	\$1,255.79

# Medina City Schools

## Check Register For

### April 2022

5/9/22

11:42 AM

Check Date	Check Number	Vendor Name	Transaction Amount
04/28/2022	696080	NOREGON SYSTEMS LLC	\$450.00
04/28/2022	696081	OASBO	\$100.00
04/28/2022	696082	OHIO DEPT OF JOB &	\$22.93
04/28/2022	696083	OHIO EDISON COMPANY	\$17,216.11
04/28/2022	696084	ORLO AUTO PARTS INC	\$265.16
04/28/2022	696085	OTC BRANDS INC	\$700.70
04/28/2022	696086	PIONEER MANUFACTURING COMPANY	\$1,018.56
04/28/2022	696087	POSITIVE PROMOTIONS INC	\$30.79
04/28/2022	696088	POWER OF THE PEN	\$1,215.00
04/28/2022	696089	QUADIENT FINANCE USA, INC	\$4,886.97
04/28/2022	696090	ROBERTSON ENTERPRISES, LLC	\$350.00
04/28/2022	696091	ROWLEYS WHOLESALE	\$1,039.74
04/28/2022	696092	SMETZER'S TIRE CENTER INC.	\$561.95
04/28/2022	696093	SPORTSWORLD	\$13,576.00
04/28/2022	696094	STANTON'S SHEET MUSIC INC	\$43.35
04/28/2022	696095	STERLING FARM EQUIPMENT	\$231.17
04/28/2022	696096	SUBURBAN SCHOOL	\$69,766.70
04/28/2022	696097	SWEETWATER SOUND, LLC	\$1,083.56
04/28/2022	696098	TALBERT'S COMMERCIAL PRODUCTS	\$651.39
04/28/2022	696099	THE M CONLEY COMPANY	\$571.50
04/28/2022	696100	DOUGLAS ARGABRIGHT	\$2,825.00
04/28/2022	696101	TRECA DIGITAL ACADEMY	\$5,186.44
04/28/2022	696102	WESTERN PSYCHOLOGICAL SERVICES	\$565.60
04/28/2022	696103	WOLFF BROS. SUPPLY INC.	\$711.58
04/28/2022	V696108	AMAZON.COM	\$9,422.58
04/28/2022	V696109	ANTHONY BELSITO	\$330.00
04/28/2022	V696110	LISA ROSE BILCHIK	\$30.00
04/28/2022	V696111	BLICK ART MATERIALS LLC	\$1,101.73
04/28/2022	V696112	BLUUM OF TEXAS, LLC	\$287,546.00
04/28/2022	V696113	CDWG	\$9,602.64
04/28/2022	V696114	DAWN PROKOP	\$1,251.25
04/28/2022	V696115	MASON DOUGLAS HARPER	\$383.53
04/28/2022	V696116	HARPLEY CS LLC	\$990.00

# Medina City Schools Check Register For April 2022

5/9/22

11:42 AM

Check Date	Check Number	Vendor Name	Transaction Amount
04/28/2022	V696117	JOSHEN PAPER & PACKAGING CO.	\$732.10
04/28/2022	V696118	MEDINA COUNTY PORT AUTHORITY	\$853.00
04/28/2022	V696119	MICHAEL L WESNER	\$1,246.91
04/28/2022	V696120	MUSIC AND ARTS	\$111.27
04/28/2022	V696121	KRISTINE M QUALLICH	\$135.72
04/28/2022	V696122	QUILL CORPORATION	\$491.32
04/28/2022	V696123	REINHARDT SUPPLY COMPANY	\$2,427.00
04/28/2022	V696124	ROBERT TRAVIS	\$69.23
04/28/2022	V696125	SCHOOL SPECIALTY, LLC.	\$625.21
04/28/2022	V696126	SENDERO THERAPIES INC.	\$62,858.32
04/28/2022	V696127	TARA LOCHER	\$208.00
04/28/2022	V696128	USA CUSTOM APPAREL LLC	\$590.00
04/28/2022	V696129	CINTAS CORPORATION (V-CARD)	\$714.24
04/28/2022	V696130	FOLLETT SCHOOL SOLUTIONS (V-CARD)	\$523.36
04/28/2022	V696131	POINT SPRING & DRIVESHAFT (V-CARD)	\$4,869.08
04/28/2022	V696132	ROBERT J. VERNAK (V-CARD)	\$346.00
04/28/2022	V696133	W.B. MASON CO. INC. (V-CARD)	\$66.31
04/28/2022	V696134	GORDON FOOD SERVICE	\$14,200.62
<b>04/28/2022 - Total</b>			<b>\$624,923.37</b>
04/29/2022	V696104	MEMO - BUREAU WORK COMP	\$6,348.80
04/29/2022	V696138	MEMO MET LIFE INSURANCE	\$46,716.66
<b>04/29/2022 - Total</b>			<b>\$53,065.46</b>
04/30/2022	V696137	MEMO - P & A ADMINISTRATIVE	\$15,132.00
<b>04/30/2022 - Total</b>			<b>\$15,132.00</b>
<b>Overall - Total</b>			<b>\$5,381,215.75</b>

Fiscal Year	Fund - Expender	Function First Two Digits	Fiscal Year Budgeted Amount	% Expensed	Fiscal Year Expense Amount	Fiscal Year Encumbrance Amount	Balance
22	0010000	1100	\$32,377,696.75	0.00129471	\$41,919.75	\$0.00	\$32,335,777.00
22	0010000	1100	\$17,469,627.76	0.80316279	\$14,030,954.93	\$38,090.34	\$3,400,582.49
22	0010000	1100	\$998,206.50	7.14571128	\$7,132,895.45	\$31,062.29	(\$6,165,751.24)
22	0010000	1100	\$1,313,269.48	6.59319336	\$8,658,639.61	\$55,504.29	(\$7,400,874.42)
22	0010000	1100	\$50,330.07	0.4428762	\$22,289.99	\$27,895.32	\$144.76
22	0010000	1100	\$77,030.00	1.34408205	\$103,534.64	\$22,865.92	(\$49,370.56)
22	0010000	1100	\$70,507.00	0.35445403	\$24,991.49	\$5,671.31	\$39,844.20
22	0010000	1200	\$79,012.58	5.4394418	\$429,784.33	\$6,031.13	(\$356,802.88)
22	0010000	1200	\$60,500.00	0.75374711	\$45,601.70	\$10,943.46	\$3,954.84
22	0010000	1200	\$663,628.00	0.9204199	\$610,816.42	\$0.00	\$52,811.58
22	0010000	1200	\$36,621.00	10.67672701	\$390,992.42	\$0.00	(\$354,371.42)
22	0010000	1200	\$0.00		\$0.00	\$0.00	\$0.00
22	0010000	1200	\$20,425.00	0	\$0.00	\$0.00	\$20,425.00
22	0010000	1200	\$1,531,181.00	1.26293324	\$1,933,779.38	\$0.00	(\$402,598.38)
22	0010000	1200	\$255,165.00	0	\$0.00	\$0.00	\$255,165.00
22	0010000	1200	\$66,583.00	6.70733476	\$446,594.47	\$0.00	(\$380,011.47)
22	0010000	1200	\$50,863.00	11.52822877	\$586,360.30	\$0.00	(\$535,497.30)
22	0010000	1200	\$1,000.00	0	\$0.00	\$0.00	\$1,000.00
22	0010000	1200	\$44,063.00	7.84918435	\$345,858.61	\$0.00	(\$301,795.61)
22	0010000	1200	\$3,096.00	0	\$0.00	\$0.00	\$3,096.00
22	0010000	1200	\$1,477,715.00	1.11787189	\$1,651,896.06	\$0.00	(\$174,181.06)
22	0010000	1200	\$190,000.00	0	\$0.00	\$0.00	\$190,000.00
22	0010000	1200	\$3,752.65	46.93810507	\$176,142.28	\$0.00	(\$172,389.63)
22	0010000	1200	\$0.00		\$260,650.29	\$0.00	(\$260,650.29)
22	0010000	1200	\$41,048.22	10.80854882	\$443,671.69	\$1,904.00	(\$404,527.47)
22	0010000	1200	\$2,413,676.87	1.09238802	\$2,636,671.70	\$310,751.59	(\$533,746.42)
22	0010000	1300	\$253,853.00	1.06114054	\$269,373.71	\$0.00	(\$15,520.71)
22	0010000	1300	\$22,557.00	0.08416456	\$1,898.50	\$0.00	\$20,658.50
22	0010000	1900	\$14,102.00	1.49098851	\$21,025.92	\$0.00	(\$6,923.92)
22	0010000	1900	\$25,500.00	0.38564471	\$9,833.94	\$5,500.00	\$10,166.06
22	0010000	1900	\$2,980,888.27	0.38470129	\$1,146,751.57	\$138,273.53	\$1,695,863.17
22	0010000	2100	\$568,445.60	0.9235308	\$524,977.02	\$4,139.55	\$39,329.03
22	0010000	2100	\$272,682.00	4.50701187	\$1,228,981.01	\$200.00	(\$956,499.01)
22	0010000	2100	\$30,256.00	0	\$0.00	\$0.00	\$30,256.00
22	0010000	2100	\$413,104.30	0.76134933	\$314,516.68	\$98,585.88	\$1.74
22	0010000	2100	\$347,588.00	2.17527708	\$756,100.21	\$0.00	(\$408,512.21)
22	0010000	2100	\$5,460.00	0.62435897	\$3,409.00	\$2,051.00	\$0.00
22	0010000	2100	\$0.00		\$0.00	\$0.00	\$0.00
22	0010000	2100	\$500,891.00	1.64516891	\$824,050.30	\$92,442.50	(\$415,601.80)
22	0010000	2100	\$563,458.00	0.80943595	\$456,083.16	\$95,144.87	\$12,229.97
22	0010000	2100	\$345,994.11	0.68855733	\$238,236.78	\$106,130.68	\$1,626.65
22	0010000	2100	\$0.00		\$26,283.39	\$0.00	(\$26,283.39)
22	0010000	2100	\$0.00		\$0.00	\$0.00	\$0.00
22	0010000	2100	\$0.00		\$6,596.79	\$0.00	(\$6,596.79)
22	0010000	2200	\$24,099.00	0	\$0.00	\$0.00	\$24,099.00
22	0010000	2200	\$66,414.13	8.41077223	\$558,594.12	\$21,468.16	(\$513,648.15)
22	0010000	2200	\$68,633.00	0.10791194	\$7,406.32	\$13,454.00	\$47,772.68
22	0010000	2200	\$3,005.00	1.19515474	\$3,591.44	\$0.00	(\$586.44)
22	0010000	2200	\$396,796.53	1.41960511	\$563,294.38	\$16,223.12	(\$182,720.97)
22	0010000	2300	\$179,356.00	0.8759601	\$157,108.70	\$13,252.32	\$8,994.98
22	0010000	2400	\$565,715.28	0.51898671	\$293,598.71	\$3,913.03	\$268,203.54
22	0010000	2400	\$70,983.00	8.11254469	\$575,852.76	\$0.00	(\$504,869.76)
22	0010000	2400	\$5.00	0	\$0.00	\$0.00	\$5.00
22	0010000	2400	\$353,234.21	1.48487229	\$524,507.69	\$76,616.83	(\$247,890.31)
22	0010000	2400	\$4,040,896.30	0.87836326	\$3,549,374.84	\$19,634.71	\$471,886.75
22	0010000	2400	\$1,000.00	0	\$0.00	\$1,000.00	\$0.00
22	0010000	2400	\$1,500.00	0.37533333	\$563.00	\$536.00	\$401.00
22	0010000	2400	\$37,265.90	0.49856169	\$18,579.35	\$11,000.00	\$7,686.55
22	0010000	2500	\$1,273,885.38	1.01677931	\$1,295,260.30	\$24,702.22	(\$46,077.14)
22	0010000	2500	\$52,312.00	0.49469529	\$25,878.50	\$18,833.50	\$7,600.00
22	0010000	2600	\$443,229.06	0.81479971	\$361,142.91	\$52,006.25	\$30,079.90
22	0010000	2600	\$3,834.00	0.10354721	\$397.00	\$0.00	\$3,437.00
22	0010000	2600	\$121,846.60	0.04218526	\$5,140.13	\$14,563.97	\$102,142.50
22	0010000	2700	\$5,000,526.66	0.74946874	\$3,747,738.40	\$587,234.77	\$665,553.49
22	0010000	2700	\$863,027.00	2.90345504	\$2,505,760.09	\$0.00	(\$1,642,733.09)
22	0010000	2700	\$2,755.00	0.73448276	\$2,023.50	\$439.90	\$291.60
22	0010000	2800	\$0.00		\$0.00	\$0.00	\$0.00
22	0010000	2800	\$0.00		\$0.00	\$0.00	\$0.00
22	0010000	2800	\$0.00		\$2,991.95	\$0.00	(\$2,991.95)
22	0010000	2800	\$0.00		\$0.00	\$0.00	\$0.00
22	0010000	2800	\$0.00		\$0.00	\$0.00	\$0.00
22	0010000	2900	\$154,277.12	1.06631301	\$164,507.70	\$12,958.28	(\$23,188.86)
22	0010000	2900	\$350.00	0.42857143	\$150.00	\$200.00	\$0.00
22	0010000	2900	\$274,410.97	0.68947178	\$189,198.62	\$12,586.25	\$72,626.10
22	0010000	2900	\$12,618.00	0.68439769	\$8,635.73	\$2,000.00	\$1,982.27
22	0010000	3200	\$1,497.00	28.20174349	\$42,218.01	\$0.00	(\$40,721.01)
22	0010000	3200	\$4,987.25	0.85417815	\$4,260.00	\$510.00	\$217.25
22	0010000	3200	\$0.00		\$0.00	\$0.00	\$0.00
22	0010000	4100	\$62,237.00	0	\$0.00	\$0.00	\$62,237.00
22	0010000	4100	\$4,595.00	0	\$0.00	\$0.00	\$4,595.00
22	0010000	4100	\$476.00	11.52172269	\$5,484.34	\$0.00	(\$5,008.34)
22	0010000	4100	\$35,306.00	0.26397638	\$9,319.95	\$0.00	\$25,986.05
22	0010000	4100	\$26,054.00	2.20117794	\$57,349.49	\$14,968.35	(\$46,263.84)
22	0010000	4100	\$2,107.00	7.12396298	\$15,010.19	\$0.00	(\$12,903.19)
22	0010000	4100	\$893.00	4.55025756	\$4,063.38	\$0.00	(\$3,170.38)
22	0010000	4100	\$856.00	14.60641355	\$12,503.09	\$0.00	(\$11,647.09)
22	0010000	4100	\$27,857.00	0.71501454	\$19,918.16	\$0.00	\$7,938.84
22	0010000	4500	\$0.00		\$46,584.78	\$0.00	(\$46,584.78)
22	0010000	4500	\$275.00	22.24956364	\$6,118.63	\$0.00	(\$5,843.63)
22	0010000	4500	\$4,533.00	5.19475623	\$23,547.83	\$0.00	(\$19,014.83)
22	0010000	4500	\$3,217.00	5.75080821	\$18,500.35	\$0.00	(\$15,283.35)
22	0010000	4500	\$116,125.00	1.02548469	\$119,084.41	\$0.00	(\$2,959.41)
22	0010000	4500	\$1,438.00	20.6695758	\$29,722.85	\$0.00	(\$28,284.85)
22	0010000	4500	\$1,233.00	8.57105434	\$10,568.11	\$0.00	(\$9,335.11)
22	0010000	4500	\$2,242.00	12.07991525	\$27,083.17	\$0.00	(\$24,841.17)



Fiscal Year	Fund - Expended	Function First Two Digits	Fiscal Year Budgeted Amount	% Expensed	Fiscal Year Expense Amount	Fiscal Year Encumbrance Amount	Balance
22	0010000	4500	\$1,172.00	14.49705631	\$16,990.55	\$0.00	(\$15,818.55)
22	0010000	4500	\$0.00		\$0.00	\$0.00	\$0.00
22	0010000	4500	\$0.00		\$0.00	\$0.00	\$0.00
22	0010000	4500	\$4,466.00	7.44903941	\$33,267.41	\$0.00	(\$28,801.41)
22	0010000	4500	\$0.00		\$0.00	\$0.00	\$0.00
22	0010000	4500	\$4,517.00	11.10044941	\$50,140.73	\$0.00	(\$45,623.73)
22	0010000	4500	\$3,592.00	9.5475696	\$34,294.87	\$0.00	(\$30,702.87)
22	0010000	4500	\$1,900.00	3.86439474	\$7,342.35	\$0.00	(\$5,442.35)
22	0010000	4500	\$3,399.00	10.23073845	\$34,774.28	\$0.00	(\$31,375.28)
22	0010000	4500	\$0.00		\$12,482.01	\$0.00	(\$12,482.01)
22	0010000	4500	\$1,967.00	6.06040163	\$11,920.81	\$0.00	(\$9,953.81)
22	0010000	4500	\$2,645.00	10.56225709	\$27,937.17	\$0.00	(\$25,292.17)
22	0010000	4500	\$1,919.00	7.74870766	\$14,869.77	\$0.00	(\$12,950.77)
22	0010000	4500	\$1,073.00	0	\$0.00	\$0.00	\$1,073.00
22	0010000	4500	\$1,099.00	18.85532302	\$20,722.00	\$0.00	(\$19,623.00)
22	0010000	4500	\$0.00		\$0.00	\$0.00	\$0.00
22	0010000	4500	\$105,912.00	2.77847694	\$294,274.05	\$341.87	(\$188,703.92)
22	0010000	4500	\$1,667.00	17.55936413	\$29,271.46	\$0.00	(\$27,604.46)
22	0010000	4500	\$5,000.00	0	\$0.00	\$5,000.00	\$0.00
22	0010000	4600	\$3,787.00	2.16637444	\$8,204.06	\$0.00	(\$4,417.06)
22	0010000	4600	\$0.00		\$0.00	\$0.00	\$0.00
22	0010000	4600	\$0.00		\$0.00	\$0.00	\$0.00
22	0010000	4600	\$5,958.00	0.48196207	\$2,871.53	\$0.00	\$3,086.47
22	0010000	4600	\$510.00	2.92211765	\$1,490.28	\$0.00	(\$980.28)
22	0010000	4600	\$458.00	0	\$0.00	\$0.00	\$458.00
22	0010000	4600	\$81.00	65.41432099	\$5,298.56	\$0.00	(\$5,217.56)
22	0010000	5600	\$261,422.00	0.94029577	\$245,814.00	\$13,608.00	\$2,000.00
22	0010000	7200	\$460,888.00	0.95297018	\$439,212.52	\$0.00	\$21,675.48
22	0010000	7400	\$400,000.00	0	\$0.00	\$0.00	\$400,000.00
22	0010000	7500	\$0.00		\$0.00	\$0.00	\$0.00
22	0029000	2500	\$70,000.00	0.81880529	\$57,316.37	\$0.00	\$12,683.63
22	0029000	6100	\$4,173,661.50	0.88127493	\$3,678,143.25	\$495,518.25	\$0.00
22	0029012	2500	\$5,000.00	0	\$0.00	\$1,250.00	\$3,750.00
22	0029012	6100	\$1,726,512.50	0.76567285	\$1,321,943.75	\$404,568.75	\$0.00
22	0029014	6100	\$343,887.50	1	\$343,887.50	\$0.00	\$0.00
22	0030000	2700	\$0.00		\$0.00	\$0.00	\$0.00
22	0039000	2700	\$13,601.14	0	\$0.00	\$0.00	\$13,601.14
22	0039001	2700	\$263,133.90	0.29992981	\$78,921.70	\$154,473.74	\$29,738.46
22	0060000	2700	\$0.00		\$0.00	\$0.00	\$0.00
22	0060000	3100	\$81,036.00	1.73499457	\$140,597.02	\$330.00	(\$59,891.02)
22	0060000	3100	\$1,356,553.06	0.84818679	\$1,150,610.39	\$15,483.06	\$190,459.61
22	0060000	7400	\$270,000.00	0	\$0.00	\$0.00	\$270,000.00
22	0069006	3100	\$3,068,459.48	0.34789705	\$1,067,507.99	\$222,363.26	\$1,778,588.23
22	0069022	3100	\$3,063.00	0	\$0.00	\$0.00	\$3,063.00
22	0079004	3200	\$20,000.00	0	\$0.00	\$20,000.00	\$0.00
22	0079111	3200	\$500.00	0	\$0.00	\$500.00	\$0.00
22	0079333	3200	\$6,000.00	0	\$0.00	\$6,000.00	\$0.00
22	0089002	3200	\$250.00	0	\$0.00	\$250.00	\$0.00
22	0089003	3200	\$50,000.00	0	\$0.00	\$50,000.00	\$0.00
22	0089112	3200	\$500.00	0	\$0.00	\$500.00	\$0.00
22	0099000	1100	\$27,341.00	0	\$0.00	\$0.00	\$27,341.00
22	0099000	1100	\$7,060.00	0	\$0.00	\$0.00	\$7,060.00
22	0099110	1100	\$6,594.00	0.91295875	\$6,020.05	\$515.33	\$58.62
22	0099120	1100	\$11,074.00	0.66854705	\$7,403.49	\$2,000.00	\$1,670.51
22	0099130	1100	\$11,880.00	0.87773653	\$10,427.51	\$1,227.29	\$225.20
22	0099140	1100	\$10,780.00	0.69848145	\$7,529.63	\$955.24	\$2,295.13
22	0099160	1100	\$13,400.00	0.79277687	\$10,623.21	\$1,548.47	\$1,228.32
22	0099170	1100	\$14,592.00	0.92685718	\$13,524.70	\$300.41	\$766.89
22	0099180	1100	\$12,544.00	0.75826929	\$9,511.73	\$405.36	\$2,626.91
22	0099200	1100	\$26,053.00	0.86382566	\$22,505.25	\$3,171.35	\$376.40
22	0099210	1100	\$23,140.00	0.77421305	\$17,915.29	\$3,256.25	\$1,968.46
22	0099300	1100	\$100,991.86	0.60761699	\$61,364.37	\$16,485.66	\$23,141.83
22	0099300	2400	\$52,000.00	0	\$0.00	\$52,000.00	\$0.00
22	0099301	2400	\$0.00		\$0.00	\$0.00	\$0.00
22	0149016	1100	\$277,078.00	0.77715059	\$215,331.33	\$0.00	\$61,746.67
22	0149016	2100	\$0.00		\$0.00	\$0.00	\$0.00
22	0149016	2400	\$40,476.00	0.88460075	\$35,805.10	\$0.00	\$4,670.90
22	0149016	7200	\$0.00		\$0.00	\$0.00	\$0.00
22	0149016	7400	\$0.00		\$0.00	\$0.00	\$0.00
22	0149111	7200	\$0.00		\$0.00	\$0.00	\$0.00
22	0149115	7200	\$0.00		\$0.00	\$0.00	\$0.00
22	0149116	1200	\$272,100.00	0.78490496	\$213,572.64	\$0.00	\$58,527.36
22	0149116	1200	\$262,400.00	0.69412854	\$182,139.33	\$0.00	\$80,260.67
22	0149116	1200	\$54,882.10	0.08833007	\$4,847.74	\$8,522.14	\$41,512.22
22	0149116	2100	\$5,130.00	2.76674854	\$14,193.42	\$0.00	(\$9,063.42)
22	0149116	2100	\$50,000.00	0.1190718	\$5,953.59	\$11,270.38	\$32,776.03
22	0149116	2100	\$225,000.00	0.69813809	\$157,081.07	\$34,840.91	\$33,078.02
22	0149116	2200	\$4,000.00	0.0809575	\$323.83	\$1,000.00	\$2,676.17
22	0149116	2400	\$96,100.00	0.75931873	\$72,970.53	\$0.00	\$23,129.47
22	0149116	2400	\$155,026.00	0.83114936	\$128,849.76	\$1,273.77	\$24,902.47
22	0149116	2700	\$132.96	0.25376053	\$33.74	\$44.70	\$54.52
22	0149116	4100	\$6,000.00	0.00530833	\$31.85	\$1,000.00	\$4,968.15
22	0149116	7400	\$0.00		\$0.00	\$0.00	\$0.00
22	0160000	1100	\$5,338,110.50	0.52967043	\$2,827,439.26	\$0.00	\$2,510,671.24
22	0160000	1100	\$27,636.00	4.90385837	\$135,523.03	\$0.00	(\$107,887.03)
22	0160000	1100	\$132,201.00	3.95818428	\$523,275.92	\$0.00	(\$391,074.92)
22	0160000	1200	\$25,226.00	0	\$0.00	\$0.00	\$25,226.00
22	0160000	1200	\$0.00		\$365,862.47	\$0.00	(\$365,862.47)
22	0160000	1200	\$0.00		\$83,501.93	\$0.00	(\$83,501.93)
22	0160000	1200	\$0.00		\$166,178.85	\$0.00	(\$166,178.85)
22	0160000	1200	\$0.00		\$13,770.69	\$0.00	(\$13,770.69)
22	0160000	1200	\$125,536.00	0	\$0.00	\$0.00	\$125,536.00
22	0160000	1900	\$0.00		\$41.86	\$0.00	(\$41.86)
22	0160000	2100	\$0.00		\$23,294.49	\$0.00	(\$23,294.49)
22	0160000	2400	\$0.00		\$4,305.04	\$0.00	(\$4,305.04)

Fiscal Year	Fund - Expdger	Function First Two Digits	Fiscal Year Budgeted Amount	% Expensed	Fiscal Year Expense Amount	Fiscal Year Encumbrance Amount	Balance
22	0160000	2400	\$0.00		\$1,756.08	\$0.00	(\$1,756.08)
22	0160000	2400	\$43,640.00	0.81197984	\$35,434.80	\$8,205.20	\$0.00
22	0160000	2400	\$0.00		\$0.00	\$0.00	\$0.00
22	0160000	2400	\$0.00		\$3,026.57	\$0.00	(\$3,026.57)
22	0160000	2500	\$110,100.00	0.85908856	\$94,585.65	\$0.00	\$15,514.35
22	0160000	2700	\$581.25	1	\$581.25	\$0.00	\$0.00
22	0160000	2800	\$410,920.00	0.53573759	\$220,145.29	\$0.00	\$190,774.71
22	0160000	2800	\$615,487.90	0.92376256	\$568,564.68	\$0.00	\$46,923.22
22	0160000	2800	\$1,393,540.00	1.0696054	\$1,490,537.91	\$0.00	(\$96,997.91)
22	0160000	2800	\$1,070,402.29	0.90096417	\$964,394.11	\$105,855.69	\$152.49
22	0160000	2800	\$62,453.00	4.26846909	\$266,578.70	\$0.00	(\$204,125.70)
22	0160000	4100	\$5,877.00	0	\$0.00	\$0.00	\$5,877.00
22	0160410	2100	\$84,811.00	1.25743819	\$106,644.59	\$0.00	(\$21,833.59)
22	0161000	1100	\$0.00		\$259,451.82	\$0.00	(\$259,451.82)
22	0161000	1100	\$0.00		\$0.00	\$0.00	\$0.00
22	0161000	1100	\$0.00		\$0.00	\$0.00	\$0.00
22	0161000	1200	\$0.00		\$253,231.74	\$0.00	(\$253,231.74)
22	0161000	2100	\$0.00		\$16,249.42	\$0.00	(\$16,249.42)
22	0161000	5600	\$0.00		\$0.00	\$0.00	\$0.00
22	0180000	2600	\$0.00		\$0.00	\$0.00	\$0.00
22	0189000	2400	\$0.00		\$0.00	\$0.00	\$0.00
22	0189110	1100	\$500.00	0.68146	\$340.73	\$0.00	\$159.27
22	0189110	2400	\$20,066.15	0.43974205	\$8,823.93	\$4,031.84	\$7,210.38
22	0189110	7200	\$0.00		\$0.00	\$0.00	\$0.00
22	0189111	1200	\$0.00		\$0.00	\$0.00	\$0.00
22	0189111	7200	\$0.00		\$0.00	\$0.00	\$0.00
22	0189113	2200	\$3,500.00	0	\$0.00	\$0.00	\$3,500.00
22	0189120	2400	\$12,551.09	0.43141592	\$5,414.74	\$4,490.79	\$2,645.56
22	0189120	7200	\$0.00		\$0.00	\$0.00	\$0.00
22	0189123	2200	\$5,000.00	0.765658	\$3,828.29	\$0.00	\$1,171.71
22	0189130	1100	\$3,900.00	0.26412308	\$1,030.08	\$1,788.80	\$1,081.12
22	0189130	2400	\$19,134.35	0.33518358	\$6,413.52	\$4,020.01	\$8,700.82
22	0189130	7200	\$0.00		\$0.00	\$0.00	\$0.00
22	0189132	1200	\$0.00		\$0.00	\$0.00	\$0.00
22	0189132	7200	\$0.00		\$0.00	\$0.00	\$0.00
22	0189133	2200	\$150.00	0	\$0.00	\$100.00	\$50.00
22	0189135	4500	\$15,000.00	0	\$0.00	\$0.00	\$15,000.00
22	0189140	1100	\$7,800.00	0.48729487	\$3,800.90	\$1,387.34	\$2,611.76
22	0189140	2400	\$15,350.00	0.27027883	\$4,148.78	\$1,856.11	\$9,345.11
22	0189143	2200	\$6,000.00	0.16623333	\$997.40	\$5,000.00	\$2.60
22	0189160	1100	\$0.00		\$0.00	\$0.00	\$0.00
22	0189160	2400	\$24,962.97	0.65202097	\$16,276.38	\$2,451.48	\$6,235.11
22	0189160	7200	\$0.00		\$0.00	\$0.00	\$0.00
22	0189161	2200	\$5,000.00	0	\$0.00	\$0.00	\$5,000.00
22	0189163	2200	\$9,500.00	0.00526316	\$50.00	\$9,500.00	(\$50.00)
22	0189170	1100	\$18,000.00	0	\$0.00	\$0.00	\$18,000.00
22	0189170	2400	\$22,093.89	0.30590403	\$6,758.61	\$3,263.02	\$12,072.26
22	0189170	7200	\$0.00		\$0.00	\$0.00	\$0.00
22	0189171	2400	\$1,050.00	0.83253333	\$874.16	\$118.53	\$57.31
22	0189173	2200	\$0.00		\$0.00	\$0.00	\$0.00
22	0189180	1100	\$2,098.04	0.63788584	\$1,338.31	\$0.00	\$759.73
22	0189180	2400	\$24,597.33	0.15504488	\$3,813.69	\$1,753.63	\$19,030.01
22	0189180	7200	\$0.00		\$0.00	\$0.00	\$0.00
22	0189181	1200	\$0.00		\$0.00	\$0.00	\$0.00
22	0189183	2200	\$5,000.00	0	\$0.00	\$5,000.00	\$0.00
22	0189184	7200	\$0.00		\$0.00	\$0.00	\$0.00
22	0189200	2400	\$30,947.53	0.53642439	\$16,601.01	\$6,819.81	\$7,526.71
22	0189200	7200	\$0.00		\$36.97	\$0.00	(\$36.97)
22	0189203	2200	\$4,200.00	0.21873333	\$918.68	\$0.00	\$3,281.32
22	0189210	1100	\$0.00		\$0.00	\$0.00	\$0.00
22	0189210	2400	\$22,500.00	0.23128889	\$5,204.00	\$14,323.17	\$2,972.83
22	0189211	2200	\$3,060.00	0.01633987	\$50.00	\$0.00	\$3,010.00
22	0189213	2400	\$0.00		\$0.00	\$0.00	\$0.00
22	0189300	2400	\$50,275.15	0.2787204	\$14,012.71	\$26,602.91	\$9,659.53
22	0189300	7200	\$0.00		\$0.00	\$0.00	\$0.00
22	0189301	2200	\$0.00		\$0.00	\$0.00	\$0.00
22	0189302	1100	\$38,500.00	0.03428571	\$1,320.00	\$37,000.00	\$180.00
22	0189303	3200	\$72,934.71	0.18657632	\$13,607.89	\$44,596.74	\$14,730.08
22	0189304	4300	\$18,232.42	0.3633555	\$6,624.85	\$6,883.40	\$4,724.17
22	0189305	1100	\$0.00		\$0.00	\$0.00	\$0.00
22	0189306	2400	\$7,845.56	0.37743768	\$2,961.21	\$2,895.25	\$1,989.10
22	0189900	2200	\$3,702.01	0	\$0.00	\$0.00	\$3,702.01
22	0189901	1100	\$0.00		\$3,767.67	\$0.00	(\$3,767.67)
22	0189901	1900	\$0.00		\$0.00	\$0.00	\$0.00
22	0189901	2200	\$0.00		\$0.00	\$0.00	\$0.00
22	0189901	2200	\$0.00		\$0.00	\$0.00	\$0.00
22	0189901	7200	\$0.00		\$0.00	\$0.00	\$0.00
22	0189902	2200	\$11,224.52	0	\$0.00	\$0.00	\$11,224.52
22	0189902	2300	\$0.00		\$0.00	\$0.00	\$0.00
22	0189902	2400	\$0.00		\$0.00	\$0.00	\$0.00
22	0189903	2300	\$2,800.00	0	\$0.00	\$0.00	\$2,800.00
22	0189904	2400	\$502.00	0	\$0.00	\$0.00	\$502.00
22	0189905	2100	\$0.00		\$0.00	\$0.00	\$0.00
22	0189905	2100	\$51,248.39	0	\$0.00	\$0.00	\$51,248.39
22	0189906	2900	\$1,117.90	0.42669291	\$477.00	\$0.00	\$640.90
22	0189906	7200	\$0.00		\$0.00	\$0.00	\$0.00
22	0189907	1900	\$2,475.40	0	\$0.00	\$0.00	\$2,475.40
22	0189910	2700	\$3,902.36	0	\$0.00	\$0.00	\$3,902.36
22	0189914	2900	\$300.00	0	\$0.00	\$0.00	\$300.00
22	0189915	2900	\$2,500.00	0	\$0.00	\$250.00	\$2,250.00
22	0189916	2900	\$5,000.00	0.39525	\$1,976.25	\$28.00	\$2,995.75
22	0189918	3200	\$500.00	0	\$0.00	\$0.00	\$500.00
22	0189919	2900	\$1,000.00	0.1099	\$109.90	\$0.00	\$890.10
22	0189920	2800	\$1,231.75	0.60801299	\$748.92	\$482.83	\$0.00
22	0189922		\$0.00		\$0.00	\$0.00	\$0.00

Fiscal Year	Fund - Expended	Function First Two Digits	Fiscal Year Budgeted Amount	% Expended	Fiscal Year Expense Amount	Fiscal Year Encumbrance Amount	Balance
22	0189922	2100	\$1,000.00	0	\$0.00	\$0.00	\$1,000.00
22	0189930	2200	\$0.00		\$0.00	\$0.00	\$0.00
22	0199000	2100	\$7,352.00	0	\$0.00	\$1,500.00	\$5,852.00
22	0199001	2200	\$0.00		\$0.00	\$0.00	\$0.00
22	0199009	2100	\$0.00		\$0.00	\$0.00	\$0.00
22	0199017	2100	\$0.00		\$0.00	\$0.00	\$0.00
22	0199023	1100	\$0.00		\$0.00	\$0.00	\$0.00
22	0199121	2100	\$40,888.00	0	\$0.00	\$0.00	\$40,888.00
22	0199180	4100	\$0.00		\$0.00	\$0.00	\$0.00
22	0199181	1100	\$0.00		\$0.00	\$0.00	\$0.00
22	0199213	4100	\$0.00		\$0.00	\$0.00	\$0.00
22	0199301	4300	\$0.00		\$0.00	\$0.00	\$0.00
22	0199513	1100	\$0.00		\$0.00	\$0.00	\$0.00
22	0199715	1100	\$0.00		\$0.00	\$0.00	\$0.00
22	0199920	2200	\$1,000.00	0	\$0.00	\$0.00	\$1,000.00
22	0209001	2800	\$20,820.57	0.27966333	\$5,822.75	\$14,997.82	\$0.00
22	0209001	7200	\$10,000.00	0	\$0.00	\$0.00	\$10,000.00
22	0229000	7900	\$10,000.00	0.5109	\$5,109.00	\$5,000.00	(\$109.00)
22	0229300	4500	\$22,235.72	0.55107773	\$12,253.61	\$8,755.00	\$1,227.11
22	0249001	2900	\$10,354,226.00	0.88180808	\$9,130,440.17	\$1,214,785.83	\$9,000.00
22	0249002	0000	\$0.00		\$0.00	\$0.00	\$0.00
22	0249002	2900	\$735,700.00	0.74960251	\$551,482.57	\$146,510.04	\$37,707.39
22	0249034	2900	\$244,098.00	0.59336119	\$144,838.28	\$71,753.76	\$27,505.96
22	0270000	2900	\$247,533.00	0.55098605	\$136,387.23	\$60,246.59	\$50,899.18
22	0719013	2700	\$3,065,842.81	0.68511228	\$2,100,446.55	\$782,678.40	\$182,717.86
22	0719013	2800	\$142,000.00	0.62119366	\$88,209.50	\$17,031.28	\$36,759.22
22	0719013	5100	\$0.00		\$0.00	\$0.00	\$0.00
22	0719013	7200	\$1,731,512.50	0.79233835	\$1,371,943.75	\$0.00	\$359,568.75
22	2009110	4600	\$700.00	0	\$0.00	\$350.00	\$350.00
22	2009111	4600	\$200.00	0	\$0.00	\$0.00	\$200.00
22	2009121	4600	\$234.00	0	\$0.00	\$0.00	\$234.00
22	2009134	7200	\$0.00		\$0.00	\$0.00	\$0.00
22	2009184	7200	\$0.00		\$0.00	\$0.00	\$0.00
22	2009185	4600	\$1,500.00	0	\$0.00	\$0.00	\$1,500.00
22	2009202	4600	\$5,102.65	0.02645684	\$135.00	\$0.00	\$4,967.65
22	2009205	4600	\$250.00	0	\$0.00	\$0.00	\$250.00
22	2009209	4100	\$6,000.00	0.4256	\$2,553.60	\$3,596.40	(\$150.00)
22	2009253	4300	\$2,000.00	0.18976	\$379.52	\$1,620.48	\$0.00
22	2009254	4100	\$2,904.97	0.41352923	\$1,201.29	\$1,702.73	\$0.95
22	2009256	4100	\$4,500.00	0.10433333	\$469.50	\$4,030.50	\$0.00
22	2009257	4100	\$0.00		\$0.00	\$0.00	\$0.00
22	2009257	7200	\$0.00		\$0.00	\$0.00	\$0.00
22	2009258	4600	\$2,050.00	0.48257073	\$989.27	\$1,060.73	\$0.00
22	2009301	4600	\$0.00		\$0.00	\$0.00	\$0.00
22	2009302	4100	\$500.00	0.09786	\$48.93	\$451.07	\$0.00
22	2009303	4100	\$120.00	0	\$0.00	\$0.00	\$120.00
22	2009304	7200	\$0.00		\$0.00	\$0.00	\$0.00
22	2009305	4100	\$0.00		\$0.00	\$0.00	\$0.00
22	2009306	4600	\$0.00		\$0.00	\$0.00	\$0.00
22	2009307	4100	\$38,000.00	0.43372711	\$16,481.63	\$25,794.27	(\$4,275.90)
22	2009309	4600	\$600.00	0	\$0.00	\$600.00	\$0.00
22	2009312	4100	\$23,109.07	0.36352134	\$8,400.64	\$14,465.15	\$243.28
22	2009314	4600	\$450.00	0	\$0.00	\$450.00	\$0.00
22	2009315	4600	\$340.00	0	\$0.00	\$340.00	\$0.00
22	2009316	7200	\$0.00		\$0.00	\$0.00	\$0.00
22	2009318	4100	\$6,200.00	0	\$0.00	\$0.00	\$6,200.00
22	2009321	4600	\$16,016.67	0.27702512	\$4,437.02	\$6,550.28	\$5,029.37
22	2009323	4600	\$2,000.00	0.01	\$20.00	\$1,980.00	\$0.00
22	2009324	4600	\$21,444.56	0	\$0.00	\$11,000.00	\$10,444.56
22	2009325	4100	\$27,000.00	0.20118519	\$5,432.00	\$19,973.20	\$1,594.80
22	2009326	4100	\$6,495.00	0.19478676	\$1,265.14	\$2,234.86	\$2,995.00
22	2009327	4100	\$5,705.00	0.09269588	\$528.83	\$2,471.17	\$2,705.00
22	2009330	4100	\$3,478.06	0.21481803	\$747.15	\$1,372.85	\$1,358.06
22	2009330	7200	\$0.00		\$0.00	\$0.00	\$0.00
22	2009331	4600	\$0.00		\$0.00	\$0.00	\$0.00
22	2009332	4100	\$11,030.00	0.23047144	\$2,542.10	\$3,207.90	\$5,280.00
22	2009333	4600	\$59,500.00	0.23442723	\$13,948.42	\$17,968.22	\$27,583.36
22	2009335	4100	\$10,832.00	0.06077363	\$658.30	\$4,841.70	\$5,332.00
22	2009336	4100	\$1,250.00	0.412432	\$515.54	\$734.32	\$0.14
22	2009337	4100	\$150.00	0	\$0.00	\$0.00	\$150.00
22	2009339	4100	\$28,500.00	0.08705228	\$2,480.99	\$25,997.50	\$21.51
22	2009340	4100	\$1,000.00	0.6331	\$633.10	\$350.78	\$16.12
22	2009345	7200	\$0.00		\$0.00	\$0.00	\$0.00
22	2009346	4100	\$500.00	0	\$0.00	\$500.00	\$0.00
22	2009350	4300	\$1,800.00	0.57373333	\$1,032.72	\$767.28	\$0.00
22	2009352	4100	\$10,158.51	0.02027364	\$205.95	\$5,794.05	\$4,158.51
22	2009353	4600	\$1,000.00	0	\$0.00	\$500.00	\$500.00
22	2009355	4600	\$1,515.57	0.21100312	\$319.79	\$201.30	\$994.48
22	2009380	4600	\$20,000.00	0	\$0.00	\$10,000.00	\$10,000.00
22	2009418	4600	\$0.00		\$0.00	\$0.00	\$0.00
22	2009419	4600	\$0.00		\$0.00	\$0.00	\$0.00
22	2009420	4600	\$7,497.69	0.97123247	\$7,282.00	\$215.69	\$0.00
22	2009421	4600	\$1,762.28	0	\$0.00	\$896.05	\$866.23
22	2009422	4600	\$6,088.02	0.40300952	\$2,453.53	\$3,474.84	\$159.65
22	2009423	4600	\$48,000.00	0.45404896	\$21,794.35	\$26,205.65	\$0.00
22	2009424	4600	\$4,800.00	0.39958333	\$1,918.00	\$2,882.00	\$0.00
22	2009425	4600	\$3,500.00	0.57656571	\$2,017.98	\$1,482.02	\$0.00
22	3003000	4500	\$45,500.00	0.87912088	\$40,000.00	\$0.00	\$5,500.00
22	3003000	4500	\$10,000.00	0	\$0.00	\$8,450.00	\$1,550.00
22	3003000	4500	\$282,814.43	0.70961644	\$200,689.77	\$71,353.36	\$10,771.30
22	3009110	4100	\$10,000.00	-0.015	(\$150.00)	\$4,000.00	\$6,150.00
22	3009120	4100	\$6,966.00	0	\$0.00	\$1,250.00	\$5,716.00
22	3009130	4100	\$10,000.00	0.06	\$600.00	\$600.00	\$8,800.00
22	3009140	4100	\$8,000.00	0	\$0.00	\$800.00	\$7,200.00
22	3009160	4100	\$9,000.00	0	\$0.00	\$625.00	\$8,375.00

Fiscal Year	Fund - Expended	Function First Two Digits	Fiscal Year Budgeted Amount	% Expensed	Fiscal Year Expense Amount	Fiscal Year Encumbrance Amount	Balance
22	3009170	4100	\$20,000.00	0.012459	\$249.18	\$2,890.82	\$16,860.00
22	3009180	4100	\$10,000.00	0	\$0.00	\$1,500.00	\$8,500.00
22	3009201	4100	\$25,075.00	0.32746281	\$8,211.13	\$10,636.56	\$6,227.31
22	3009202	4100	\$0.00		\$0.00	\$0.00	\$0.00
22	3009204	4100	\$0.00		\$0.00	\$0.00	\$0.00
22	3009208	4100	\$111,500.00	0	\$0.00	\$0.00	\$111,500.00
22	3009250	4100	\$12,084.00	0.36099884	\$4,362.31	\$5,000.00	\$2,721.69
22	3009251	4100	\$0.00		\$0.00	\$0.00	\$0.00
22	3009253	4300	\$600.00	0.43578333	\$261.47	\$36.44	\$302.09
22	3009253	7200	\$0.00		\$0.00	\$0.00	\$0.00
22	3009258	4100	\$145,006.00	0	\$0.00	\$11,912.00	\$133,094.00
22	3009301	4500	\$4,500.00	0.32468444	\$1,461.08	\$2,500.00	\$538.92
22	3009302	4500	\$10,114.31	0.41623106	\$4,209.89	\$5,860.00	\$44.42
22	3009303	4600	\$4,517.09	0.31533133	\$1,424.38	\$1,090.88	\$2,001.83
22	3009304	4600	\$8,878.13	0.35519192	\$3,153.44	\$2,076.17	\$3,648.52
22	3009313	4100	\$29,150.00	0.55542024	\$16,190.50	\$0.00	\$12,959.50
22	3009325	4100	\$0.00		\$0.00	\$0.00	\$0.00
22	3009334	4300	\$29,223.18	0.01029696	\$300.91	\$25,880.06	\$3,042.21
22	3009390	4600	\$7,500.00	0	\$0.00	\$7,500.00	\$0.00
22	3009410	4500	\$2,013.29	0.60104605	\$1,210.08	\$0.00	\$803.21
22	4019010	7200	\$0.00		\$0.00	\$0.00	\$0.00
22	4019011	3200	\$45,963.25	1	\$45,963.25	\$0.00	\$0.00
22	4019011	7500	\$2,265.67	1	\$2,265.67	\$0.00	\$0.00
22	4019012	3200	\$328,539.70	0.50925033	\$167,308.95	\$63,163.40	\$98,067.35
22	4019018	3200	\$0.00		\$0.00	\$0.00	\$0.00
22	4019018	7200	\$0.00		\$0.00	\$0.00	\$0.00
22	4019019	3200	\$0.00		\$0.00	\$0.00	\$0.00
22	4019019	7500	\$0.00		\$0.00	\$0.00	\$0.00
22	4019020	7200	\$0.00		\$0.00	\$0.00	\$0.00
22	4019021	3200	\$333.86	1	\$333.86	\$0.00	\$0.00
22	4019021	7500	\$13,950.04	1	\$13,950.04	\$0.00	\$0.00
22	4019022	3200	\$11,170.06	0.03849039	\$429.94	\$0.00	\$10,740.12
22	4019030	7200	\$0.00		\$0.00	\$0.00	\$0.00
22	4019031	3200	\$55,414.94	1	\$55,414.94	\$0.00	\$0.00
22	4019031	7500	\$910.35	1	\$910.35	\$0.00	\$0.00
22	4019032	3200	\$404,181.29	0.78184252	\$316,006.12	\$41,252.58	\$46,922.59
22	4019032	7200	\$0.00		\$0.00	\$0.00	\$0.00
22	4019038	3200	\$0.00		\$0.00	\$0.00	\$0.00
22	4019038	7200	\$0.00		\$0.00	\$0.00	\$0.00
22	4019039	3200	\$0.00		\$0.00	\$0.00	\$0.00
22	4019039	7500	\$0.00		\$0.00	\$0.00	\$0.00
22	4019041	3200	\$4,991.45	1	\$4,991.45	\$0.00	\$0.00
22	4019041	7500	\$23.93	1	\$23.93	\$0.00	\$0.00
22	4019048	3200	\$0.00		\$0.00	\$0.00	\$0.00
22	4019048	7200	\$0.00		\$0.00	\$0.00	\$0.00
22	4019049	3200	\$0.00		\$0.00	\$0.00	\$0.00
22	4019049	7500	\$0.00		\$0.00	\$0.00	\$0.00
22	4519010	2900	\$0.00		\$0.00	\$0.00	\$0.00
22	4519011	2900	\$0.00		\$0.00	\$0.00	\$0.00
22	4519012	2900	\$19,800.00	0	\$0.00	\$19,412.70	\$387.30
22	4519019	2900	\$0.00		\$0.00	\$0.00	\$0.00
22	4639017	7500	\$0.00		\$0.00	\$0.00	\$0.00
22	4679020	2100	\$0.00		\$41.98	\$0.00	(\$41.98)
22	4679020	2200	\$0.00		\$0.00	\$0.00	\$0.00
22	4679021	2100	\$433,636.84	0.69598183	\$301,803.36	\$5,927.86	\$125,905.62
22	4679021	2100	\$0.00		\$0.00	\$0.00	\$0.00
22	4679021	2200	\$12,300.00	0.14003171	\$1,722.39	\$11,000.00	(\$422.39)
22	4999018	1200	\$0.00		\$0.00	\$0.00	\$0.00
22	4999018	7400	\$0.00		\$0.00	\$0.00	\$0.00
22	4999019	1200	\$0.00		\$0.00	\$0.00	\$0.00
22	4999019	2200	\$0.00		\$0.00	\$0.00	\$0.00
22	4999019	2400	\$23,148.67	0.28213846	\$6,531.13	\$0.00	\$16,617.54
22	4999019	2600	\$0.00		\$0.00	\$0.00	\$0.00
22	4999019	2700	\$0.00		\$0.00	\$0.00	\$0.00
22	5079021	1100	\$269.17	1	\$269.17	\$0.00	\$0.00
22	5079021	2200	\$9,585.03	1	\$9,585.03	\$0.00	\$0.00
22	5079021	2200	\$0.00		\$0.00	\$0.00	\$0.00
22	5079021	3200	\$43.00	0.99674419	\$42.86	\$0.14	\$0.00
22	5079022		\$0.00		\$0.00	\$0.00	\$0.00
22	5079022	1100	\$2,982,190.79	0.13944504	\$415,851.70	\$197,243.58	\$2,369,095.51
22	5079022	1900	\$25,000.00	0.059836	\$1,495.90	\$0.00	\$23,504.10
22	5079022	2100	\$552,000.00	0	\$0.00	\$0.00	\$552,000.00
22	5079022	2700	\$55,651.92	0.05068792	\$2,820.88	\$5,000.00	\$47,831.04
22	5079121	1100	\$10,000.00	0.922643	\$9,226.43	\$0.00	\$773.57
22	5079121	1900	\$46,025.67	0	\$0.00	\$0.00	\$46,025.67
22	5079121	1900	\$98,471.37	0.00174315	\$171.65	\$0.00	\$98,299.72
22	5079121	2200	\$0.00		\$0.00	\$0.00	\$0.00
22	5079121	2700	\$1,424,895.90	0.50009562	\$712,584.20	\$61,466.45	\$650,845.25
22	5079222	2100	\$15,384.31	0	\$0.00	\$0.00	\$15,384.31
22	5109021	1100	\$0.00		\$0.00	\$0.00	\$0.00
22	5109021	1100	\$0.00		\$0.00	\$0.00	\$0.00
22	5109021	2800	\$0.00		\$0.00	\$0.00	\$0.00
22	5109021	3200	\$0.00		\$0.00	\$0.00	\$0.00
22	5109121	2600	\$0.00		\$0.00	\$0.00	\$0.00
22	5169021	1200	\$98,008.95	1.050265	\$102,935.37	\$0.00	(\$4,926.42)
22	5169021	1200	\$41,340.33	0.92508236	\$38,243.21	\$0.00	\$3,097.12
22	5169021	1200	\$19,642.30	1.00846999	\$19,808.67	\$0.00	(\$166.37)
22	5169021	1200	\$34.61	0	\$0.00	\$0.00	\$34.61
22	5169021	2100	\$12,703.10	0	\$0.00	\$0.00	\$12,703.10
22	5169021	2100	\$17,701.35	1.48143955	\$26,223.48	\$0.00	(\$8,522.13)
22	5169021	2100	\$0.00		\$0.00	\$0.00	\$0.00
22	5169021	2100	\$2,322.43	0	\$0.00	\$0.00	\$2,322.43
22	5169021	2100	\$552.19	0	\$0.00	\$0.00	\$552.19
22	5169021	2400	\$25,840.93	0.25157454	\$6,500.92	\$0.00	\$19,340.01
22	5169021	2400	\$7,342.62	1.20552065	\$8,851.68	\$0.00	(\$1,509.06)

Fiscal Year	Fund - Expdger	Function First Two Digits	Fiscal Year Budgeted Amount	% Expensed	Fiscal Year Expense Amount	Fiscal Year Encumbrance Amount	Balance
22	5169021	3200	\$17.52	0	\$0.00	\$0.00	\$17.52
22	5169022	1200	\$595,867.75	0.70018153	\$417,215.59	\$0.00	\$178,652.16
22	5169022	1200	\$224,432.73	0.70041749	\$157,196.61	\$0.00	\$67,236.12
22	5169022	1200	\$116,575.16	0.69413424	\$80,918.81	\$0.00	\$35,656.35
22	5169022	1200	\$15,146.97	0.31124905	\$4,714.48	\$1,457.98	\$8,974.51
22	5169022	2100	\$0.00		\$0.00	\$0.00	\$0.00
22	5169022	2100	\$322,458.06	0.32474803	\$104,717.62	\$0.00	\$217,740.44
22	5169022	2100	\$18,480.00	0	\$0.00	\$18,480.00	\$0.00
22	5169022	2200	\$72,000.00	0.43720472	\$31,478.74	\$29,644.00	\$10,877.26
22	5169022	2400	\$42,965.18	0.72471918	\$31,137.69	\$0.00	\$11,827.49
22	5169022	2400	\$56,195.05	0.71541782	\$40,202.94	\$0.00	\$15,992.11
22	5169022	2400	\$0.00		\$0.00	\$0.00	\$0.00
22	5169022	2400	\$0.00		\$0.00	\$0.00	\$0.00
22	5169022	3200	\$30,468.98	1.00116873	\$30,504.59	\$0.00	(\$35.61)
22	5169122	1200	\$248,308.53	0	\$0.00	\$0.00	\$248,308.53
22	5169122	1200	\$24,719.67	0	\$0.00	\$0.00	\$24,719.67
22	5169122	2200	\$45,000.00	0	\$0.00	\$2,000.00	\$43,000.00
22	5169122	3200	\$6,723.64	0	\$0.00	\$4,861.95	\$1,861.69
22	5519121	1200	\$0.00		\$0.00	\$0.00	\$0.00
22	5519121	1200	\$8,638.42	0.96295387	\$8,318.40	\$0.00	\$320.02
22	5519121	2200	\$750.00	1	\$750.00	\$0.00	\$0.00
22	5519122	1200	\$6,960.14	0.16462313	\$1,145.80	\$5,754.30	\$60.04
22	5729021	1200	\$45,015.46	1.23355665	\$55,529.12	\$0.00	(\$10,513.66)
22	5729021	2200	\$27,734.10	0.00919518	\$255.02	\$0.00	\$27,479.08
22	5729021	3200	\$999.78	0	\$0.00	\$0.00	\$999.78
22	5729021	3200	\$583.57	0	\$0.00	\$0.00	\$583.57
22	5729022	1200	\$458,846.24	0.75175606	\$344,940.44	\$0.00	\$113,905.80
22	5729022	2200	\$18,506.34	0.09580176	\$1,772.94	\$0.00	\$16,733.40
22	5729022	3200	\$1,901.87	0	\$0.00	\$1,901.87	\$0.00
22	5729022	3200	\$4,000.00	0.70245	\$2,809.80	\$1,116.66	\$73.54
22	5729121	1100	\$166,284.55	0.17751824	\$29,518.54	\$0.00	\$136,766.01
22	5729122	1100	\$210,785.34	0.08434908	\$17,779.55	\$2,092.90	\$190,912.89
22	5729221	1100	\$10,107.88	1	\$10,107.88	\$0.00	\$0.00
22	5729221	2200	\$0.00		\$0.00	\$0.00	\$0.00
22	5729222	1100	\$15,690.39	0	\$0.00	\$0.00	\$15,690.39
22	5849022	1100	\$26,600.00	0.26907895	\$7,157.50	\$8,777.26	\$10,665.24
22	5849022	2200	\$45,637.48	0.30600265	\$13,965.19	\$0.00	\$31,672.29
22	5849022	3200	\$3,343.86	0.80516828	\$2,692.37	\$648.06	\$3.43
22	5879021	1200	\$1,678.80	0.99912437	\$1,677.33	\$0.00	\$1.47
22	5879022	1200	\$41,045.46	0.74235226	\$30,470.19	\$8.38	\$10,566.89
22	5879121	1200	\$4,629.13	0.97188889	\$4,499.00	\$0.00	\$130.13
22	5879121	2200	\$546.62	0	\$0.00	\$0.00	\$546.62
22	5879122	1200	\$16,204.57	0	\$0.00	\$0.00	\$16,204.57
22	5879122	1200	\$2,500.00	0	\$0.00	\$0.00	\$2,500.00
22	5879122	2200	\$5,326.44	0	\$0.00	\$0.00	\$5,326.44
22	5909021	1100	\$0.00		\$0.00	\$0.00	\$0.00
22	5909021	2200	\$102,138.29	0.16145698	\$16,490.94	\$0.00	\$85,647.35
22	5909021	3200	\$1,166.63	0.68487867	\$799.00	\$0.00	\$367.63
22	5909021	7400	\$0.00		\$0.00	\$0.00	\$0.00
22	5909022	1200	\$78,102.00	0.45031113	\$35,170.20	\$0.00	\$42,931.80
22	5909022	2200	\$120,029.55	0.51956789	\$62,363.50	\$10,687.50	\$46,978.55
22	5909022	3200	\$11,518.92	0.63504217	\$7,315.00	\$4,168.31	\$35.61
22	5999021	1100	\$20,000.00	0.2677005	\$5,354.01	\$0.00	\$14,645.99
22	5999021	2200	\$26,155.21	0.03814766	\$997.76	\$0.00	\$25,157.45
22	5999021	3200	\$718.81	0.83332174	\$599.00	\$0.00	\$119.81
22	5999022	3100	\$128,700.00	0	\$0.00	\$117,897.87	\$10,802.13
Totals			\$132,509,096.20				

# GENERAL FUND-TRUE DAYS CASH

Includes Emergency Levy

