Medina City Schools
General Fund Analysis
August 31, 2014

	2014-2015 Original Estimate (1)	Y-T-D Actual July 2014 - June 2015 (2)	Percent	Variance (3)
Beginning Balance - July 1, 2013		29,376,290.85		0.00
General Fund	26,122,298.67			
Other Funds - Emergency Levy	3,253,992.18			
Revenue	76,211,152.00	27,412,673.81	36.0%	48,798,478.19
	76,211,152.00	**27,412,673.81**		**48,798,478.19**
Expenditures	73,171,112.00	12,529,226.21	17.1%	60,641,885.79
Encumberance	450,000.00	1,647,292.08		-1,197,292.08
	73,621,112.00	**14,176,518.29**		**59,444,593.71**
Ending Balance - June 30, 2015	31,966,330.85	42,612,446.37		-10,646,115.52

Original Estimate revenue, expenditure and encumbrance taken from five-year forecast.
Includes November 2013 Emergency Levy

General Fund Summary

August 2014

Revenues

1. Real Property Taxes – Total Real Property Taxes received from the beginning of the fiscal year until August 31, 2014 is $23,685,153.72. This is an increase of 26.8% above last year's taxes received at this time and is mainly due to the Emergency Levy passage plus the district has revised the receipt to include Public Utility. This was formerly listed under the personal property revenue line. $6,422,563.72 was collected in August.

2. Personal Property Taxes – Total Personal Property Taxes received from the beginning of the fiscal year until August 31, 2014 is $-0-. These monies were distributed in the past upon settlement from the County Auditor. These monies no longer exist except if the auditor collects on delinquencies. The monies listed over the prior years were Public Utility real property and are being listed with the real property receipts. $-0- was collected in August.

3. State Foundation – State Foundation monies received from the State of Ohio from the beginning of the fiscal year until August 31, 2014 total $3,404,209.47. This is an increase of 21.9% above last year's foundation money received at this time. This includes $179,656.60 in Casino revenues for the year. The current increase is due to payment based upon the Governor's funding formula. $1,740,216.51was collected in August.

4. Restricted Aid – Restricted Aid monies are for Career Tech, Education Jobs and ARRA funding. Monies received from the beginning of the fiscal year until August 31, 2014 total $1,057.90. The prior year's figure was based upon 2012 and was corrected as the year progressed by the Ohio Department of Education. $528.94 was collected in August.

5. Homestead and Rollback – Monies received from the State of Ohio from the beginning of the fiscal year until August 31, 2014 total $-0-. Receipts are based upon the real property taxes collected and Homestead filings with the County Auditor. These revenues also include monies for personal property tax loss reimbursement from the State. The State has shifted and reduced the distribution of personal property tax loss reimbursement from August/November/May to November/May. $-0- was collected in August.

6. Other – Other monies received from the beginning of the fiscal year until August 31, 2014 total $322,252.72. This is a decrease of 24.3% below last year at this time and is due to a large reimbursement from the Bureau of Workers Compensation during the beginning of FY14. $315,340.00 was collected in August.

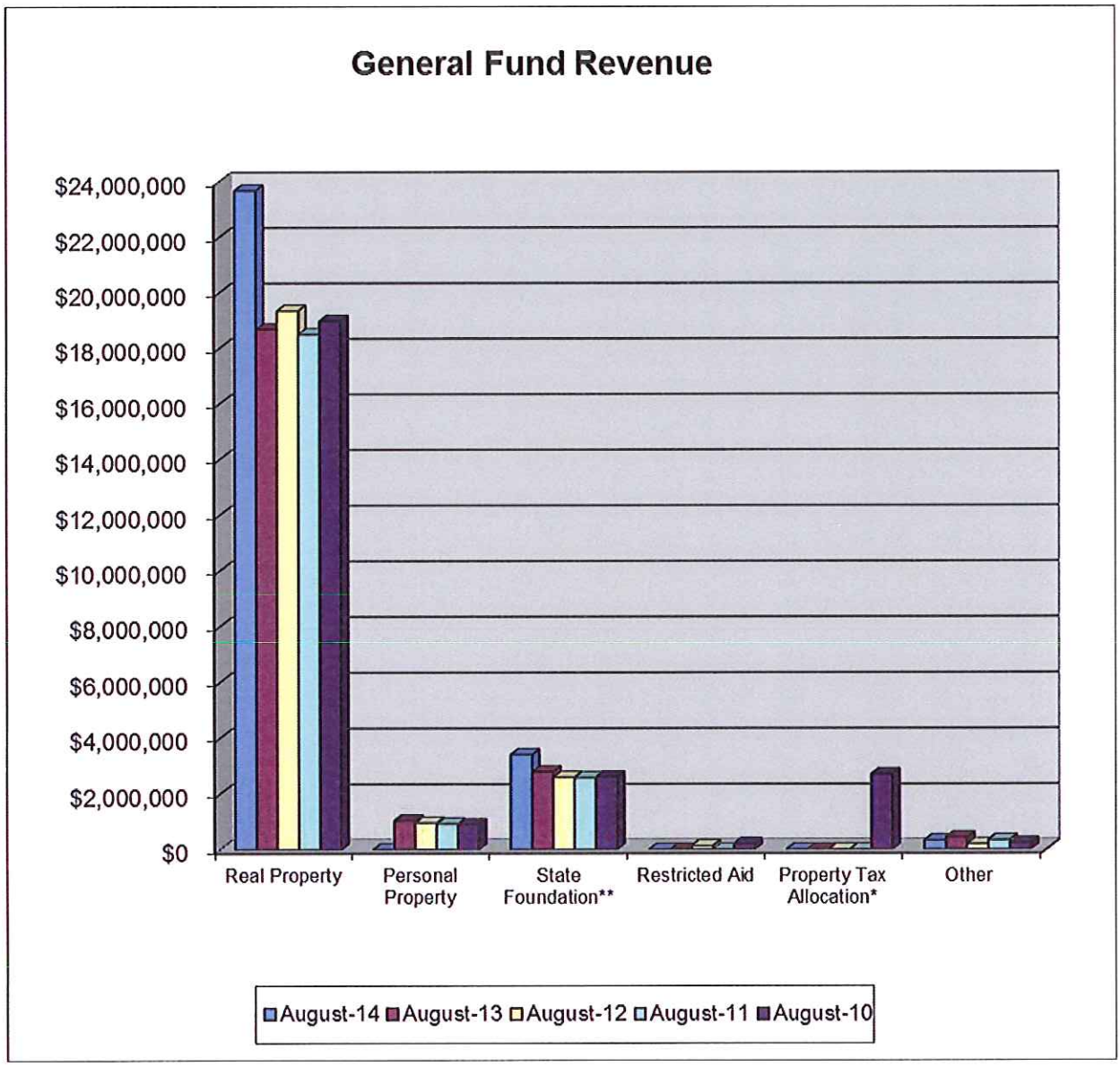

	August-14	August-13	August-12	August-11	August-10	Current Forecast	
Real Property	$23,685,154	$18,685,271	$19,351,615	$18,503,263	$18,980,593	$44,566,100	
Personal Property	$0	$1,036,985	$956,682	$920,367	$889,274	$2,295,200	
State Foundation**	$3,404,209	$2,792,190	$2,593,636	$2,577,285	$2,603,596	$18,377,500	**
Restricted Aid	$1,058	$5,685	$125,017	$0	$200,628	$6,300	
Property Tax Allocation*	$0	$0	$0	$0	$2,698,207	$8,916,888	*
Other	$322,253	$425,591	$189,754	$337,260	$228,923	$1,439,164	
Total	$27,412,674	$22,945,722	$23,216,704	$22,338,175	$25,601,221	$75,601,152	

* Includes Homestead/Rollback, Tangible Personal Property Tax Fixed Rate Loss Reimbursement and Electric Deregulation.
** Includes Casino Revenue in State Foundation beginning January 2013 and Economic Disadvantaged Funding in November 2013.

General Fund Summary

August 2014

Expenditures

1. Personnel Services– The costs for personnel services for the School District from the beginning of the fiscal year until August 31, 2014 was $7,306,059.28. This was a decrease of 2.6% below last year at this time. $4,487,347.89 was spent in August.

2. Benefits – The cost for benefits for the School District from the beginning of the fiscal year until August 31, 2014 was $2,454,294.86. This was a 0.8% decrease below last year at this time. $1,267,725.50 was spent in August.

3. Purchased Services – The cost for purchased services for the district from the beginning of the fiscal year until August 31, 2014 total $1,301,307.58. This was a 12.5% increase above last year at this time. $679,272.13 was spent in August. Professional and Technical Services accounts for the increase.

4. Supplies and Materials – The cost for supplies and materials for the district from the beginning of the fiscal year until August 31, 2014 total $274,938.82. This was a 75.3% increase above last year at this time. $114,801.31 was spent in August. Instructional Supplies, Office Supplies, Textbooks, Subscriptions, Transportations Supplies, Fuel and Tires and Tubes accounted for this increase.

5. Capital Outlay – The cost for capital outlay for the district from the beginning of the fiscal year until August 31, 2014 total $772,166.39. This was a 1,149.3% increase above last year at this time and was for the purchase of computers and other instructional equipment. $372,774.81 was spent in August.

6. Other – The cost of other expenditures excluding transfers for the district was $420,459.28 for the fiscal year until August 31, 2014. This was an 11.3% decrease below last year at this time. $398,410.79 was spent in August. Auditor/Treasurer Fees, County Board Services (this is due to recoding services provided), make up the majority of this decrease.

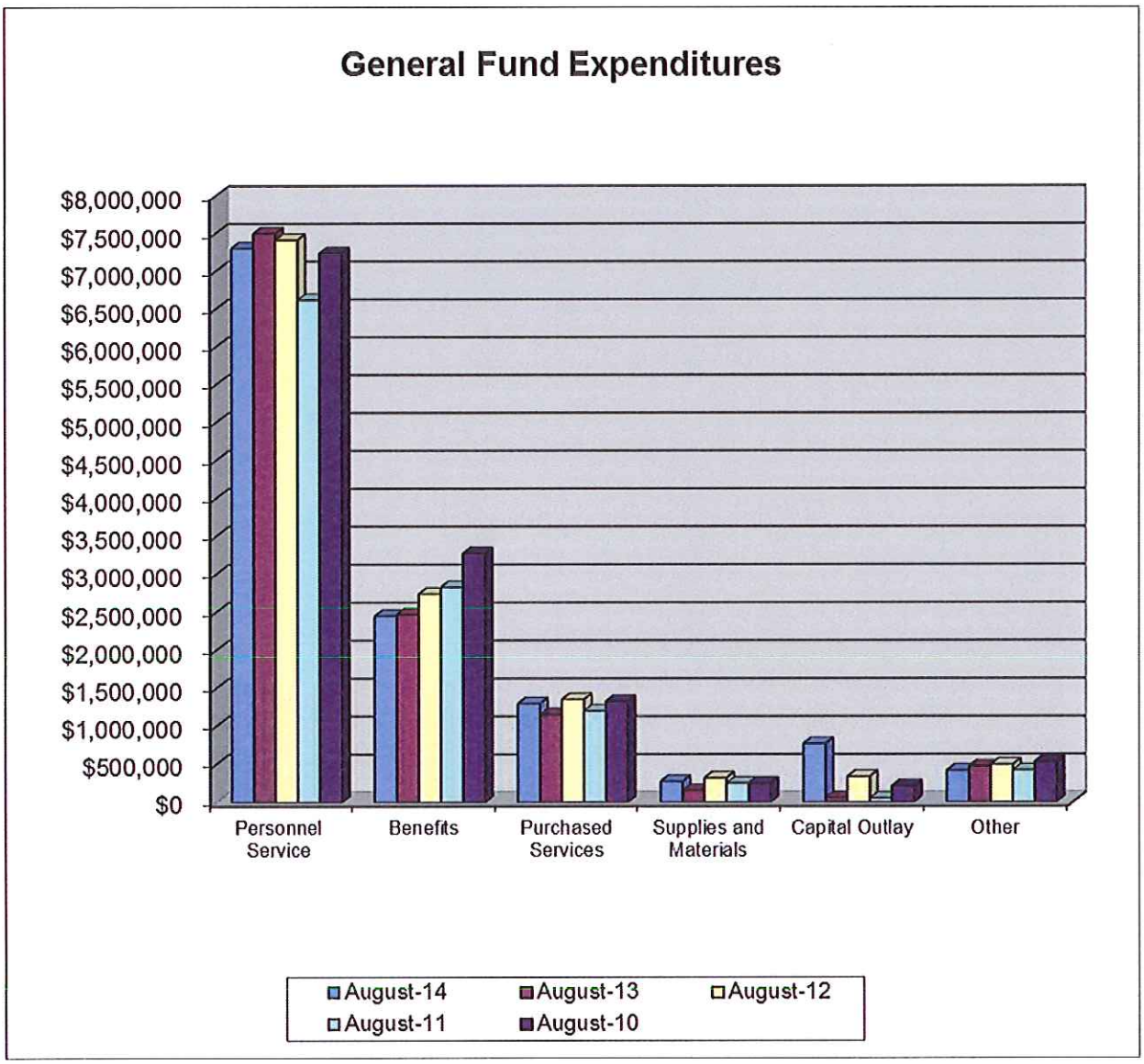

	August-14	August-13	August-12	August-11	August-10	Current Forecast
Personnel Service	$7,306,059	$7,503,372	$7,417,701	$6,623,150	$7,240,339	$43,091,467
Benefits	$2,454,295	$2,473,620	$2,744,776	$2,834,168	$3,279,534	$16,462,419
Purchased Services	$1,301,308	$1,156,481	$1,355,298	$1,204,397	$1,328,609	$8,621,407
Supplies and Materials	$274,939	$156,805	$321,590	$252,747	$252,101	$2,089,581
Capital Outlay	$772,166	$61,809	$339,772	$53,897	$213,504	$647,991
Other	$420,459	$474,121	$497,925	$423,283	$533,396	$1,728,885
Transfers and Adv., Etc.	$0	$0	$0	$1,500	$0	$529,363
Other than Debt						
Total	$12,529,226	$11,826,207	$12,677,063	$11,393,144	$12,847,483	$73,171,113

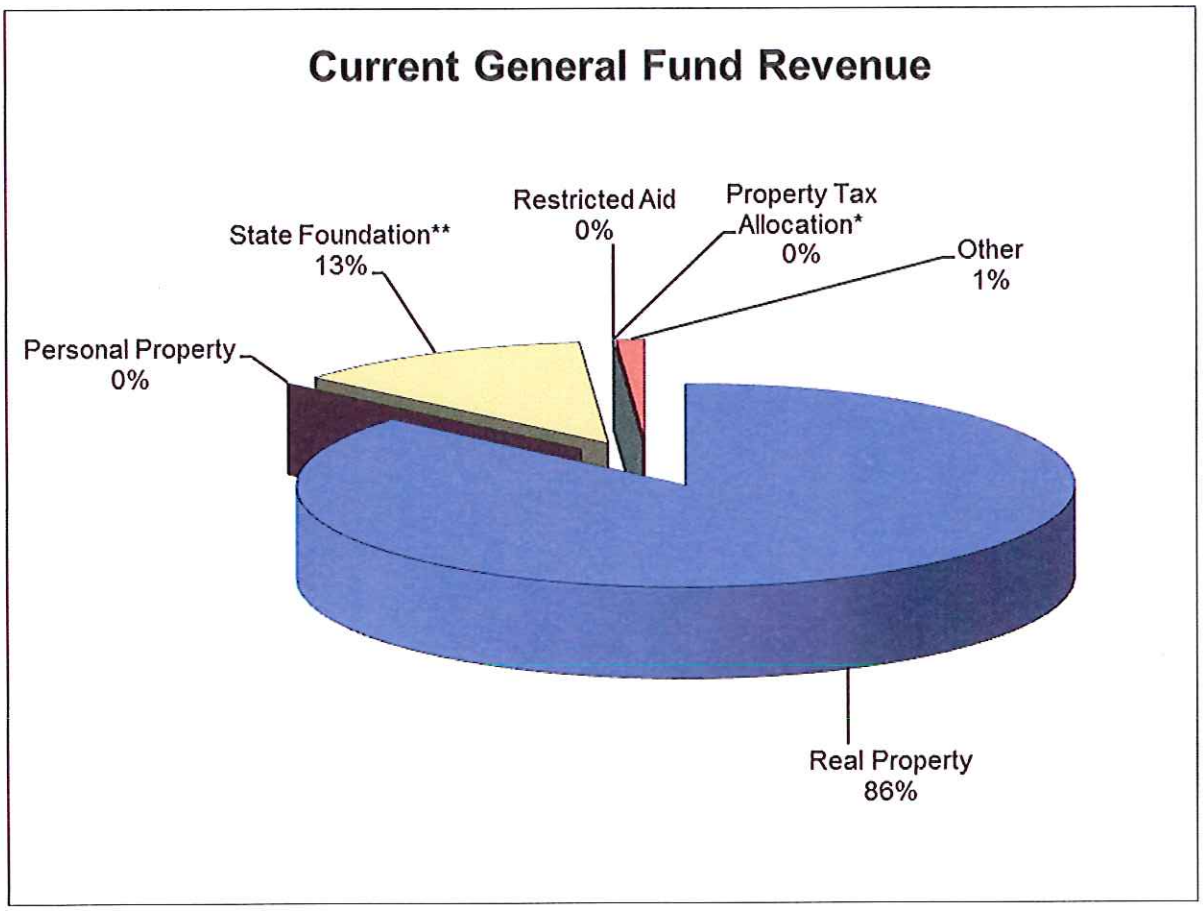
Current General Fund Revenue
Restricted Aid
0%
Property Tax
Allocation*
0%
State Foundation**
13%
Other
1%
Personal Property
0%
Real Property
86%

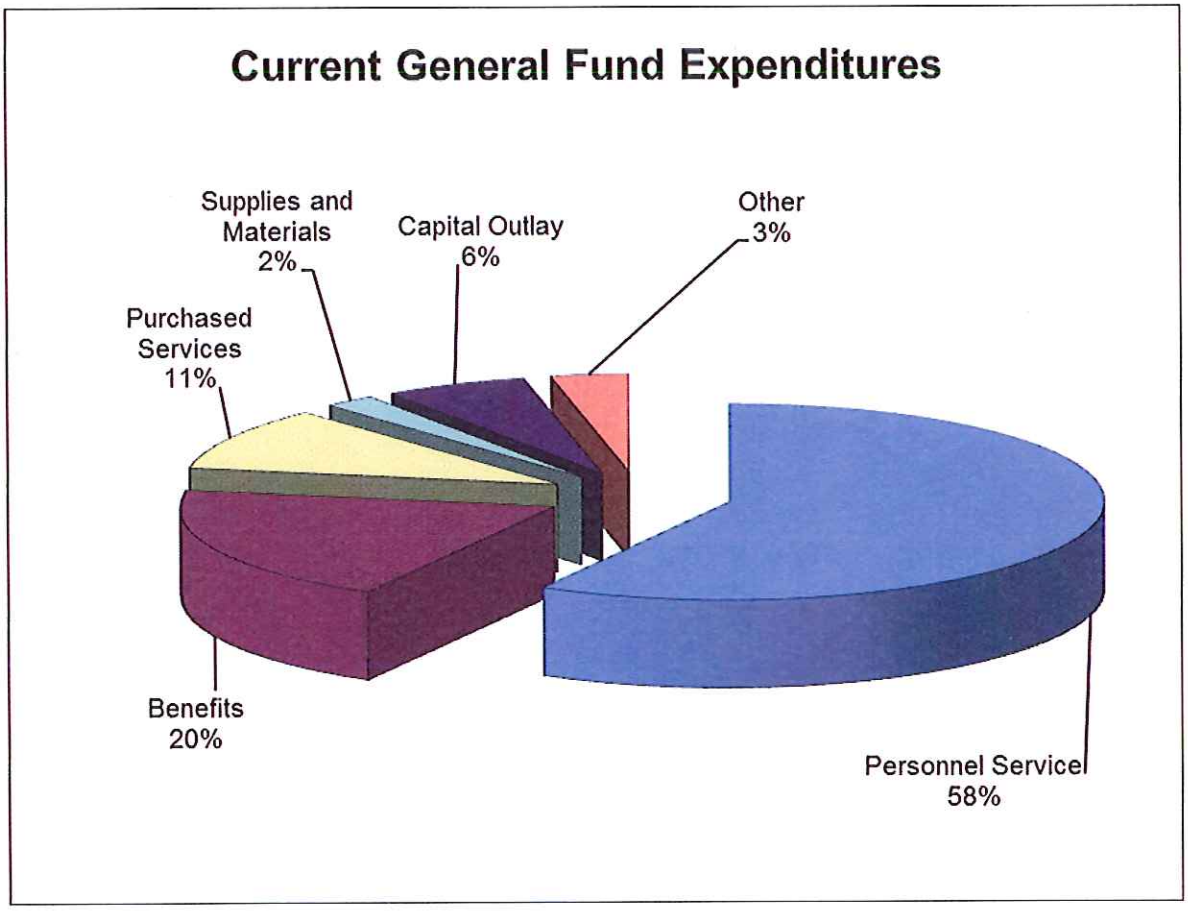
Current General Fund Expenditures
Supplies and
Materials
2%
Capital Outlay
6%
Other
3%
Purchased
Services
11%
Benefits
20%
Personnel Service
58%

9/15/2014 2:24 PM

August 31, 2014

August 2014 Bank Reconciliation

				Balance
Bank Balance - Regular Account				3,710,295.53
Petty Cash				
Financial Checks Outstanding	765,586.55			
Worker Comp Outstanding	6,631.51			
Payroll Checks Outstanding	164,564.33			
	(936,782.39)			2,773,513.14
Petty Cash				
Investments:				
Sweep Account	2,920,000.00			
Baird Investments	21,996,040.90			
T. Rowe - Collins	438,860.75		668,776.06	
T. Rowe - Bushman	15,124.05	453,984.80	19,634.33	
Scudder -Collins	229,915.31		688,410.39	
Scudder - Bushman	4,510.28	234,425.59		
Kanehl Stocks (reduced by $11,637.50 - stock converted to cash)	4,237.74	688,410.39		
Star Ohio (22923)	18,911,529.92			
Star Ohio - Bonds (33362)	11,575.30			
Star Ohio - Bonds (66088)	32,146.27			
Star Ohio - Bonds (53032)	0.00			
Star Ohio - Bonds (61415)	0.00	18,955,251.49		
Star Plus 104791113939	15,020,558.85			
Total	59,584,499.37	59,584,499.37		62,358,012.51
Adjustments				
Deposits in Transit	11,136.16			
NSF Checks	456.00			
Bank Error	0.00			
Expenses not posted	0.00			
Other adjustments (see below)	(4,484.64)			
Total	7,107.52			62,365,120.03
MCSD Balance				62,365,120.03
Difference Between Bank vs. Book				**0.00**

MEDINA CITY SCHOOLS
SALES TAX UPDATE

Date	Sales Tax Description	Receipts	Expenditures	Balance
July 1, 2014	Beginning Balance (071) Sales Tax and (002-9012) Bond			$ 3,474,692.29
July	BOE Breakroom Faucet		$285.00	$ 3,474,407.29
	Architectural Services		$1,560.00	$ 3,472,847.29
	Asbestos Consulting Services		$525.00	$ 3,472,322.29
	Claggett Renovations		$33,312.40	$ 3,439,009.89
	Additional Work Stations		$4,449.11	$ 3,434,560.78
	Work Stations - Central Office		$9,000.00	$ 3,425,560.78
	Homestead Dr. Extension		$5,800.00	$ 3,419,760.78
	Two Way Radios		$870.00	$ 3,418,890.78
	Buses		$1,179,285.00	$ 2,239,605.78
	Lease/Purchase		$74,038.63	$ 2,165,567.15
	Repair Work - H S Ble		$2,250.00	$ 2,163,317.15
	Structural Consulting		$250.00	$ 2,163,067.15
	Sales Tax Distribution	$642,555.85		$ 2,805,623.00
August	Architechtural Services		$1,480.00	$ 2,804,143.00
	Additional Work Stations		$787.48	$ 2,803,355.52
	Claggett Renovations		$48,695.60	$ 2,754,659.92
	Fiscal Year Totals	$642,555.85	$1,362,588.22	

Baird Public Investment Advisors
Monthly Investment Report
Medina City Schools
US Bank Acct #001050970982
Attn: David Chambers
August 31, 2014

Monthly Cash Flow Activity

From 07-31-14 through 08-31-14

Beginning Book Value	21,983,040.90
Contributions	-
Withdrawals	-
Realized Gains/Losses	-
Gross Interest Earnings	13,000.00
Ending Book Value	21,996,040.90

Market Value Summary

Security Type	Market Value	Pct. Assets	Avg Yield at Cost	Wght Avg Mat
Money Market Fund				
MONEY MARKET FUND	17,489.96	0.1	0.01	0.00
Fixed Income				
U.S. GOVERNMENT AGENCY NOTES	18,136,475.06	82.3	0.86	2.44
U.S. TREASURY NOTES	3,851,289.75	17.5	0.55	1.95
Accrued Interest	30,356.85	0.1		
TOTAL PORTFOLIO	**22,035,611.62**	**100.0**	**0.81**	**2.35**

Maturity Distribution

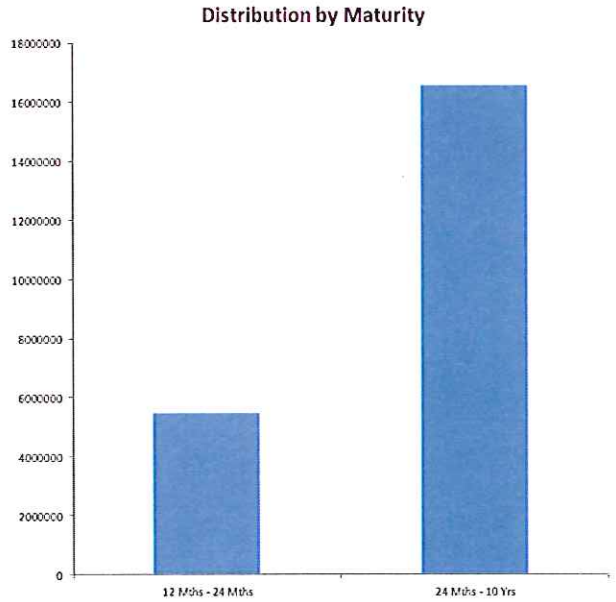

Security Type Allocation

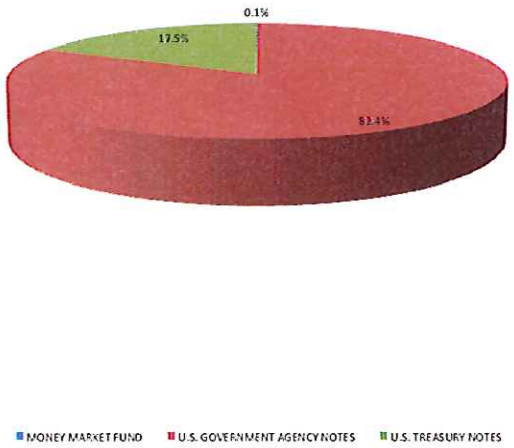

Baird Public Investment Advisors

Portfolio Holdings Report

Medina City Schools

US Bank Acct #001050970982

August 31, 2014

Quantity	Cusip	Security Description	Moody's	S&P	Cost Basis	Market Value	Yield at Cost	Wtd Maturity
U.S. GOVERNMENT AGENCY NOTES								
1,800,000	3130A0SD3	Federal Home Ln Bank 0.375% Due 02-19-16	Aaa	AA+	1,800,000.00	1,800,145.80	0.37	1.46
2,000,000	3133834R9	Federal Home Ln Bank 0.375% Due 06-24-16	Aaa	AA+	1,996,757.10	1,994,702.00	0.46	1.81
2,000,000	3130A2DK9	Federal Home Ln Bank 0.590% Due 09-12-16	Aaa	AA+	1,998,460.00	2,002,652.00	0.63	2.02
2,100,000	3130A23K0	Federal Home Ln Bank 0.720% Due 12-16-16	Aaa	AA+	2,100,000.00	2,099,086.50	0.72	2.27
1,645,000	3134G5DR3	Federal Home Ln Mtg 0.900% Due 01-31-17	Aaa	AA+	1,645,000.00	1,644,615.07	0.90	2.38
1,750,000	3133782N0	Federal Home Ln Bank 0.875% Due 03-10-17	Aaa	AA+	1,748,915.00	1,749,097.00	0.90	2.48
2,200,000	3134G5AG0	Federal Home Ln Mtg 1.100% Due 06-30-17	Aaa	AA+	2,199,835.00	2,201,636.80	1.10	2.78
1,650,000	3130A2KR6	Federal Home Ln Bank 1.150% Due 07-28-17	Aaa	AA+	1,650,000.00	1,648,163.55	1.15	2.85
2,200,000	3135G0MZ3	Federal Natl Mtg Assoc 0.875% Due 08-28-17	Aaa	AA+	2,187,119.00	2,189,132.00	1.06	2.95
805,000	3134G5BR5	Federal Home Ln Mtg 2.000% Due 07-24-19	Aaa	AA+	805,000.00	807,244.34	2.00	4.64
	Accrued Interest					23,596.44		
					18,131,086.10	18,160,071.50	0.86	2.44
U.S. TREASURY NOTES								
1,650,000	912828WM8	US Treasury Note 0.375% Due 05-31-16	Aaa	AA+	1,647,550.78	1,649,226.15	0.45	1.74
2,200,000	912828WA4	US Treasury Note 0.625% Due 10-15-16	Aaa	AA+	2,199,914.06	2,202,063.60	0.63	2.10
	Accrued Interest					6,760.42		
					3,847,464.84	3,858,050.17	0.55	1.95
MONEY MARKET FUND								
	USBMMF	First American Treasury Obligations Fund			17,489.96	17,489.96	0.01	
TOTAL PORTFOLIO					**21,996,040.90**	**22,035,611.62**	**0.81**	**2.35**

Disclosure: Baird's internal accounting system is used as the source of the market value of this account. Although obtained from a source believed to be reliable, we cannot guarantee its accuracy. Investment earnings are net of management fees. You should review all account statements provided by the custodian and compare with the statements provided by Baird.

Baird Public Investment Advisors

PURCHASE AND SALE - SETTLED TRADES

Medina City Schools

US Bank Acct #001050970982

Attn: David Chambers

From 08-01-14 To 08-31-14

Trade Date	Settle Date	Quantity	Security	Unit Price	Amount

No transactions were found!

Baird Public Investment Advisors

INCOME - SETTLED TRADES

Medina City Schools

US Bank Acct #001050970982

Attn: David Chambers

From 08-01-14 Through 08-31-14

Ex-Date	Pay-Date	Security	Amount
U.S. GOVERNMENT AGENCY NOTES			
08-19-14	08-19-14	Federal Home Ln Bank 0.375% Due 02-19-16	3,375.00
08-28-14	08-28-14	Federal Natl Mtg Assoc 0.875% Due 08-28-17	9,625.00
			13,000.00
NET INCOME			**13,000.00**

Baird Public Investment Advisors

REALIZED GAINS AND LOSSES - SETTLED TRADES

Medina City Schools

US Bank Acct #001050970982

Attn: David Chambers

From 08-01-14 Through 08-31-14

Open Date	Close Date	Quantity	Security	Cost Basis	Proceeds	Gain Or Loss Short Term	Gain Or Loss Long Term
TOTAL GAINS						0.00	0.00
TOTAL LOSSES						0.00	0.00
				0.00	**0.00**	**0.00**	**0.00**
TOTAL REALIZED GAIN/LOSS		0.00					

F I N A N C I A L S U M M A R Y R E P O R T

Processing Month: August 2014
MEDINA CITY SCHOOL DISTRICT

Fnd	Scc	Description	Beginning Balance	MTD Revenues	FYTD Revenues	MTD Expenditures	FYTD Expenditures	Current Available Balance
001	0000	GENERAL FUND	26,122,298.67	5,296,090.59	24,230,115.23	7,253,517.14	12,462,410.89	37,890,003.01
002	0000	BOND RETIREMENT	1,123,790.47	133,383.22	594,943.22	7,358.72	7,358.72	1,711,374.97
002	9000	BOND RETIREMENT - NEW ELE	3,865,065.17	388,995.66	1,802,165.66	21,463.09	21,463.09	5,645,767.74
002	9012	LOCAL SALES TAX RETIREMEN	1,129,469.31	.00	.00	.00	.00	1,129,469.31
002	9014	CONSOLIDATION - ENERGY &	.09	.00	.00	.00	.00	.09
003	0000	PERMANENT IMPROVEMENT FUN	22,840.98	.00	.00	.00	10,000.00	12,840.98
003	9001	MEDINA COUNTY REC CENTER-	231,516.05	.00	.00	14,051.14	21,641.14	209,874.91
004	9001	NEW JR HIGH AND CANAVAN R	495.77	.00	.00	.00	.00	495.77
004	9002	FUTURE CONSTRUCTION	11,078.19	.00	.00	.00	.00	11,078.19
004	9008	NEW CONSTRUCTION - SENIOR	32,142.58	.00	.00	.00	.00	32,142.58
006	0000	LUNCHROOM FUND	133,712.44	114,109.03	119,535.13	137,910.38	229,053.23	24,194.34
006	9006	FOOD SVC FEDERAL FUNDS	86,945.46	5.46	11.64	21,009.70	21,172.35	65,784.75
007	9110	ART TRUST - GARFIELD	9,766.18	.81	1.51	.00	.00	9,767.69
007	9333	RIOS STUDENT LEADER SCHOL	23,746.72	1.97	3.66	.00	.00	23,750.38
007	9901	BIXLER SCHOLARSHIP FUND	125.00	.00	.00	.00	.00	125.00
008	9002	KANEHL MUSIC TRUST	30,414.17	2.53	4.70	.00	.00	30,418.87
008	9003	RICHARD HOFFMAN COLLINS M	678,776.06	.00	.00	.00	20,000.00	658,776.06
008	9112	ELAINE BUSHMAN FUND	18,034.33	.00	.00	.00	.00	18,034.33
009	9110	UNIFORM SUPPLIES GARFIELD	21,820.28	3,421.00	3,421.00	466.15	3,922.18	21,319.10
009	9111	SCHOOL STORE GARFIELD	780.03	.00	.00	50.00	50.00	730.03
009	9120	UNIFORM SUPPLIES - CANAVA	12,775.89	5,210.00	5,280.00	1,088.95	4,233.51	13,822.38
009	9122	SCHOOL STORE - CANAVAN	586.69	.00	.00	.00	.00	586.69
009	9130	UNIFORM SUPPLIES - FENN	26,585.57	6,598.74	6,645.74	372.01	3,534.01	29,697.30
009	9140	UNIFORM SUPPLIES - HERITA	5,733.68	2,422.00	2,422.00	.00	624.97	7,530.71
009	9160	UNIFORM SUPPLIES - BLAKE	1,067.51	8,900.00	8,900.00	.00	.00	9,967.51
009	9170	UNIFORM SUPPLIES - RALPH	14,050.74	8,922.00	8,956.00	10,927.48	14,072.04	8,934.70
009	9171	SCHOOL STORE WAITE	2,564.97	.00	.00	50.00	50.00	2,514.97
009	9180	UNIFORM SUPPLIES - ELIZA	11,270.05	9,391.00	9,441.00	.00	3,144.56	17,566.49
009	9181	SCHOOL STORE NORTHROP	1,245.07	.00	.00	.00	.00	1,245.07
009	9200	UNIFORM SUPPLIES - CLAGGE	110,142.94	5,382.00	5,412.00	8,669.78	8,669.78	106,885.16
009	9210	UNIFORM SUPPLIES - A.I. R	53,635.21	12,420.00	12,609.23	14,438.66	14,438.66	51,805.78
009	9300	UNIFORM SUPPLIES - SENIOR	111,236.94	1,195.98	1,456.48	31,179.32	36,635.53	76,057.89
009	9304	AVIATION/PHOTOGAPHY	3.87	.00	.00	.00	.00	3.87
014	9014	JUV DET CTR FY 14	18,943.70	.00	46,009.07	17,173.77	36,509.54	28,443.23
014	9015	MEDINA CNTY JUV DET CNTR	.00	.00	.00	12,723.29	14,755.32	14,755.32-
014	9111	CFIT FY11	5,550.01	.00	.00	.00	.00	5,550.01
014	9113	EVOLVE FY13	17,598.12-	.00	.00	.00	.00	17,598.12-
014	9114	EVOLVE FY14	5,920.32	3,700.00	4,215.75	28,797.41	68,899.41	58,763.34-
014	9115	EVOLVE FY 15	.00	.00	.00	17,870.21	19,975.14	19,975.14-
014	9600	Food Service	3,625.23	.00	.00	185.40-	566.98	3,058.25
016	0000	EMERGENCY LEVY	3,253,992.18	3,182,558.58	3,182,558.58	66,815.32	66,815.32	6,369,735.44
018	0000	PRINT SHOP	8,992.57	.00	308.76	.00	3,382.00	5,919.33
018	9000	PUBLIC SCHOOL SUPPORT - S	16.70	.00	.00	.00	.00	16.70
018	9110	PRINCIPAL'S FUND - GARFIE	40,610.79	500.00	500.00	778.08	999.11	40,111.68
018	9113	GARFIELD MEDIA CENTER	681.92	.00	6.84-	.00	.00	675.08
018	9120	PRINCIPAL - CANAVAN	50,617.76	.00	.00	1,788.05	1,818.04	48,799.72

Fnd	Scc	Description	Beginning Balance	MTD Revenues	FYTD Revenues	MTD Expenditures	FYTD Expenditures	Current Available Balance
018	9123	BOOK FAIR - CANAVAN	10,119.82	.00	.00	.00	.00	10,119.82
018	9130	PRINCIPAL - FENN	43,883.48	.00	7.20	565.15	2,429.86	41,460.82
018	9132	FENN SCHOOL STORE	465.46	.00	.00	.00	.00	465.46
018	9133	BOOK FAIR - FENN	7,811.66	.00	.00	.00	.00	7,811.66
018	9135	MEDINA SKI TEAM - DISTRIC	5,148.34	.00	.00	.00	.00	5,148.34
018	9140	PRINCIPAL'S FUND - HERITA	24,245.99	46.80	46.80	.00	.00	24,292.79
018	9143	HERITAGE MEDIA CENTER	16,053.58	14.94	14.94	.00	.00	16,068.52
018	9160	PRINCIPAL'S FUND - H G BL	38,960.09	.00	.00	644.00	644.00	38,316.09
018	9163	BLAKE MEDIA CENTER	7,143.54	.00	.00	.00	11.36	7,132.18
018	9164	FIELD TRIPS/BLAKE ELEMENT	.34	.00	.00	.00	.00	.34
018	9170	PRINCIPALS FUND - RALPH W	55,241.97	661.63	661.63	890.00	890.00	55,013.60
018	9173	MEDIA CENTER RALPH WAITE	692.33	100.00	100.00	.00	.00	792.33
018	9180	PRINCIPALS FUND ELIZA NOR	27,804.04	2,803.75	2,803.75	250.00	250.00	30,357.79
018	9183	MEDIA CENTER ELIZA NORTHR	3,820.18	.00	.00	.00	.00	3,820.18
018	9184	FIELD TRIPS ELIZA NORTHRO	2,719.70	.00	.00	2,719.70	2,719.70	.00
018	9200	PRINCIPAL'S FUND - CLAGGE	84,425.01	1,103.00	1,103.00	1,016.70	1,797.50	83,730.51
018	9201	CLAGGETT M.S. - WASHINGTO	77.09	.00	.00	.00	.00	77.09
018	9203	CLAGGETT M.S. MEDIA CENTE	5,471.96	.00	26.98-	50.00	50.00	5,394.98
018	9210	PRINCIPAL'S FUND - ROOT M	18,426.77	5.00	5.00	2,628.31	5,628.31	12,803.46
018	9211	ROOT M.S. MEDIA CENTER	8,892.89	.00	.00	214.62	283.07	8,609.82
018	9212	ROOT M.S. - WASHINGTON TR	355.00	.00	.00	.00	.00	355.00
018	9300	PRINCIPAL'S FUND - SENIOR	44,456.11	260.00-	739.00-	121.88	649.57	43,067.54
018	9301	MEDIA CENTER FUND	1,146.10	.00	.00	.00	.00	1,146.10
018	9302	SPECIAL FUNDRAISER - SENI	37,086.18	.00	.00	.00	.00	37,086.18
018	9303	PERFORMING ARTS	91,635.98	7,770.00	8,270.00	5,765.58	21,071.37	78,834.61
018	9304	BATTLING BEES BOOKSTORE	12,657.06	.00	.00	99.34	316.64	12,340.42
018	9305	FLEXIBLE CREDIT FUND	6,712.43	.00	.00	.00	.00	6,712.43
018	9900	INSERVICE - CENTRAL	3,702.01	.00	.00	.00	.00	3,702.01
018	9901	PUBLIC SCHOOL SUPPORT - I	18,280.96	.00	.00	393.81	693.81	17,587.15
018	9902	INSERVICE - SUPERINTENDEN	30,648.72	.00	.00	3,492.21	5,927.80	24,720.92
018	9903	BOARD/STUDENT DEVELOPMENT	2,800.00	.00	.00	.00	.00	2,800.00
018	9904	WELLNESS FUND	502.00	.00	.00	.00	.00	502.00
018	9905	PUBLIC SCHOOL SUPPORT/STU	41,180.15	.00	.00	.00	.00	41,180.15
018	9906	COMMUNICATIONS - PUBLIC S	2,653.03	500.00	1,250.00	.00	.00	3,903.03
018	9910	MAINTENANCE DEPARTMENT	4,342.09	.00	.00	349.09	439.73	3,902.36
018	9920	TRSP FUND	3,290.70	.00	.00	.00	.00	3,290.70
018	9930	Resource Connection	1,500.00	.00	.00	.00	.00	1,500.00
018	9931	BUZZ ARTS FUND	2,572.20	.00	.00	.00	.00	2,572.20
019	9015	MCDAC GRANT FY15	.00	.00	20,592.00	4,239.35	4,239.35	16,352.65
019	9018	LOWE'S LIGHT UP GARFIELD	48.08	.00	.00	.00	.00	48.08
019	9020	RIF PROGRAM GRANT - NORTH	400.73	.00	.00	.00	.00	400.73
019	9021	JENNINGS - BLAKE - BRYNIA	.82	.00	.00	.00	.00	.82
019	9029	MARTHA HOLDEN JENNINGS GR	6.82	.00	.00	.00	.00	6.82
019	9030	PERFORMANCE BASED ASSESSM	79.76	.00	.00	.00	.00	79.76
019	9031	PBA FY11	256.96	.00	.00	.00	.00	256.96
019	9113	ACS-HACH CHEMISTRY GRANT	96.34	.00	.00	.00	.00	96.34

Fnd	Scc	Description	Beginning Balance	MTD Revenues	FYTD Revenues	MTD Expenditures	FYTD Expenditures	Current Available Balance
019	9142	STEPHENSON FOUNDATION-MHS	4,500.00	.00	.00	.00	.00	4,500.00
019	9213	VIDEO CLUB GRANT - MHS	1,687.82	.00	.00	.00	.00	1,687.82
019	9313	JENNINGS - NORTHROP - MIL	13.86	.00	.00	.00	.00	13.86
019	9413	3M AND OTHER GRANT	152.03	.00	.00	.00	.00	152.03
019	9513	NEA STUDENT ACHIEVEMENT G	191.88	.00	.00	.00	.00	191.88
019	9613	FUEL UP - CONDOSTA - ROOT	2,412.20	.00	.00	.00	.00	2,412.20
020	9001	TRANSPORTATION ENTERPRISE	16,708.15	.00	80.00	.00	.00	16,788.15
022	9000	Unclaimed funds	14,292.43	.00	.00	.00	.00	14,292.43
022	9093	DIVERSION PROGRAM FED MON	1,000.00	.00	.00	.00	.00	1,000.00
022	9094	DIVERSION PROGRAM - FED.	1,000.00	.00	.00	.00	.00	1,000.00
022	9300	OH HIGH SCHOOL ATH ASSOC	3,305.72	.00	.00	.00	2,153.27	1,152.45
024	9001	MEDICAL AND DRUG/SELF INS	4,441,503.64	634,575.19	1,263,852.39	480,426.48	964,517.34	4,740,838.69
024	9002	DENTAL SELF INSURANCE FUN	515,324.93	45,636.15	90,890.22	53,868.30	104,778.94	501,436.21
024	9005	WC - SELF INSURANCE	99,166.35	.00	.00	.00	.00	99,166.35
024	9094	FLEX PRO	27,252.14	.00	.00	.00	.00	27,252.14
027	0000	WORKMANS COMP.-SELF INS	.00	9,623.00	18,776.65	17,215.10	24,018.30	5,241.65-
071	9013	LOCAL SALES TAX PERMANENT	2,345,222.98	.00	642,555.85	50,963.08	1,362,588.22	1,625,190.61
200	9110	GARFIELD STUDENT COUNCIL/	542.42	.05	.13	.00	.00	542.55
200	9121	ELLA CANAVAN STUDENT COUN	1,081.65	.09	.17	.00	.00	1,081.82
200	9134	FENN STUDENT BUSINESS	.12	.00	.00	.00	.00	.12
200	9140	STUDENT COUNCIL - HERITAG	143.19	.00	.00	.00	.00	143.19
200	9184	NORTHRUP ELEMENTARY STUDE	84.04	.00	.01	84.05	84.05	.00
200	9185	K-KIDS KIWANIS ACTIVITY C	1,795.55	.15	.28	.00	.00	1,795.83
200	9202	CLAGGETT MIDDLE SCH. STUD	8,168.90	.64	1.22	475.00	475.00	7,695.12
200	9203	PEP CLUB - CLAGGETT MIDDL	1,336.72	.11	.21	.00	.00	1,336.93
200	9204	CLAGGETT MIDDLE SCHOOL CH	382.34	.03	.06	.00	.00	382.40
200	9205	CLAGGETT MIDDLE SCH. BUIL	1,636.32	.14	.26	.00	.00	1,636.58
200	9208	MAT CLUB - CLAGGETT MIDDL	768.50	.00	.00	.00	.00	768.50
200	9209	CLAGGETT MIDDLE SCHOOL DR	8,339.04	.69	1.28	.00	.00	8,340.32
200	9211	WORK STUDY CLUB	100.00	.00	.00	.00	.00	100.00
200	9213	ENVIRONMENTAL CLUB - CLAG	83.94	.00	.00	.00	.00	83.94
200	9251	PEP CLUB - ROOT M.S.	796.79	.00	.00	.00	.00	796.79
200	9252	CHEERLEADERS - ROOT M.S.	39.29	.00	.00	.00	.00	39.29
200	9253	BUILDERS' CLUB - ROOT M.S	3,076.09	.26	.48	.00	.00	3,076.57
200	9255	MAT CLUB - ROOT M.S.	44.75	.00	.00	.00	.00	44.75
200	9256	DRAMA CLUB - ROOT M.S.	1,989.07	.17	.31	.00	.00	1,989.38
200	9257	ENVIRONMENTAL CLUB - ROOT	285.01	.02	.04	.00	.00	285.05
200	9258	STUDENT COUNCIL - ROOT M.	3,332.93	.28	.52	.00	.00	3,333.45
200	9260	EXPLORERS TEAM - ROOT M S	178.23	.01	.02	.00	.00	178.25
200	9302	ART CLUB	129.51	.01	.02	.00	.00	129.53
200	9303	AMERICAN FIELD SERVICE	350.29	.03	.05	.00	.00	350.34
200	9304	CAREER ASSOCIATION	234.79	.02	.04	.00	.00	234.83
200	9307	CHOIR	37,024.60	212.84	465.28	300.00	3,300.00	34,189.88
200	9308	COMPUTER CLUB	64.00	.00	.00	.00	.00	64.00
200	9310	DELTA EPSILON PHI - NAT'L	.45	.00	.00	.00	.00	.45
200	9312	DRAMA CLUB	35,053.84	2.91	5.41	.00	.00	35,059.25

Fnd	Scc	Description	Beginning Balance	MTD Revenues	FYTD Revenues	MTD Expenditures	FYTD Expenditures	Current Available Balance
200	9315	LEADER WITHIN U	267.63	.02	.04	.00	.00	267.67
200	9316	FRENCH CLUB	8.71	.00	.00	.00	.00	8.71
200	9318	G. L. C.	1,892.06	.16	.29	.00	.00	1,892.35
200	9321	KEY CLUB	1,657.19	.14	.26	.00	.00	1,657.45
200	9323	MEDINAMITE	967.81	.08	.15	.00	.00	967.96
200	9324	MEDINIAN	14,033.16	.40	.74	.00	9,200.00	4,833.90
200	9325	MUSIC - BAND	9,592.91	.74	1.37	.00	700.00	8,894.28
200	9326	NATIONAL HONOR SOCIETY	6,046.91	.50	.93	.00	.00	6,047.84
200	9327	ORCHESTRA	16,286.52	1.35	2.51	.00	.00	16,289.03
200	9330	SCIENCE OLYMPIAD CLUB	132.35	.00	.00	.00	.00	132.35
200	9331	SKI CLUB	.05	.00	.00	.00	.00	.05
200	9332	SPANISH CLUB	4,684.28	.39	.72	.00	.00	4,685.00
200	9333	STUDENT COUNCIL	57,417.51	474.55	478.64	3,088.89	3,088.89	54,807.26
200	9334	WORK STUDY CLUB	46.00	.00	.00	.00	.00	46.00
200	9335	LATIN CLUB	1,472.00	30.12	30.22	.00	.00	1,502.22
200	9336	INTERACT ORGANIZATION	1,558.32	.13	.24	.00	.00	1,558.56
200	9339	SPEECH/DEBATE CLUB	6,467.42	4,881.84	4,882.22	.00	1,188.14	10,161.50
200	9340	S. A. D. D.	805.40	.07	.13	.00	.00	805.53
200	9345	INTERNATIONAL CLUB	4,630.79	.38	.71	.00	.00	4,631.50
200	9346	PENGUIN BOWL/NOSB	4.42	.00	.00	.00	.00	4.42
200	9350	TECHNOLOGY CLUB	427.63	800.10	800.13	.00	.00	1,227.76
200	9351	THE JUNIOR STATESMEN OF A	1,153.75	.10	.18	.00	.00	1,153.93
200	9352	VIDEO CLUB - SR HI	11,840.41	.90	1.67	.00	980.63	10,861.45
200	9353	CHINESE CLUB	551.94	.05	.09	.00	.00	552.03
200	9355	GAY STRAIGHT ALLIANCE	269.86	.02	.04	.00	.00	269.90
200	9380	V O F T	39,328.95	3.27	6.07	.00	.00	39,335.02
200	9408	CLASS OF 2008	.00	.00	66.00	.00	.00	66.00
200	9410	CLASS OF 2010	.70	.00	.00	.00	.00	.70
200	9412	CLASS OF 2012	2,655.86	.00	.00	.00	.00	2,655.86
200	9413	CLASS OF 2013	702.47	.06	.11	.00	.00	702.58
200	9414	CLASS OF 2014	1,758.34	.14	.26	.00	29.43	1,729.17
200	9415	CLASS OF 2015	5,534.71	.27	.52	315.80	2,315.80	3,219.43
200	9416	CLASS OF 2016	3,361.41	.28	.52	.00	.00	3,361.93
200	9417	CLASS OF 2017	1,892.84	.16	.29	.00	.00	1,893.13
200	9999	GENERIC STUDENT ACTIV. FD	.01	.00	.00	.00	.00	.01
300	0000	ATHLETIC FUND	202,608.36	37,248.71	46,590.83	29,274.92	59,831.65	189,367.54
300	9121	WORLD WATCHER'S CLUB	7,362.04	.00	.00	.00	.00	7,362.04
300	9201	CLAGGETT MIDDLE SCH. BAND	18,803.36	.00	.00	.00	.00	18,803.36
300	9202	CLAGGETT MIDDLE SCH. ORCH	223.00	.00	.00	.00	.00	223.00
300	9203	CLAGGETT MIDDLE SCHOOL LI	370.00	.00	.00	.00	.00	370.00
300	9204	CLAGGETT M.S. CHOIR FUND	634.10	.00	.00	.00	.00	634.10
300	9206	P A N D A	808.93	.00	.00	.00	.00	808.93
300	9207	PEACEMAKERS CLUB - CLAGGE	517.08	.00	.00	.00	.00	517.08
300	9208	CLAGGETT - DISTRICT SUPER	4,343.22	16,026.00	21,647.00	.00	.00	25,990.22
300	9250	ROOT M.S. BAND FUND	15,449.59	.00	.00	.00	.00	15,449.59
300	9251	ROOT M.S. ORCHESTRA FUND	1,145.24	.00	.00	.00	.00	1,145.24

Fnd	Scc	Description	Beginning Balance	MTD Revenues	FYTD Revenues	MTD Expenditures	FYTD Expenditures	Current Available Balance
300	9252	ROOT M.S. CHOIR FUND	3,270.15	.00	.00	.00	.00	3,270.15
300	9256	LEAPING LIZARDS	37.47	.00	.00	.00	.00	37.47
300	9257	COMETS TEAM	.55	.00	.00	.00	.00	.55
300	9258	ROOT - DISTRICT SUPERVISE	84,236.23	9,768.00	9,818.00	.00	.00	94,054.23
300	9259	ROOT DANCE TEAM	528.00	.00	.00	.00	.00	528.00
300	9302	BOYS VOLLEYBALL	4,358.13	.00	.00	.00	.00	4,358.13
300	9303	HUDDLE/SHUDDLE	1,165.43	.00	.00	.00	.00	1,165.43
300	9304	LINK CREW	2,585.50	.00	40.00-	149.94	311.82	2,233.68
300	9305	MHS DANCE TEAM	399.00	.00	.00	.00	.00	399.00
300	9313	DRAMA/MUSICAL	21,650.15	.00	.00	.00	.00	21,650.15
300	9325	BAND - DISNEYLAND	10,117.96	80,950.00	80,950.00	.00	.00	91,067.96
300	9334	BEEHIVE CAFE	11,956.61	.00	.00	493.00	1,197.77	10,758.84
300	9380	V O F T	640.58	.00	.00	.00	.00	640.58
401	9014	ST FRAN FY14	135,390.10	5.28	10.79	13,731.91	71,826.48	63,574.41
401	9015	AUXILIARY FUNDS/ST FRANCI	.00	98,409.41	98,409.41	3,177.53	3,177.53	95,231.88
401	9024	AUX FUNDS NURTURY FY14	4,810.78	.40	.74	.00	.00	4,811.52
401	9025	AUX FUNDS NURTURY FY15	.00	1,574.55	1,574.55	.00	.00	1,574.55
401	9034	AUX FUNDS MCA FY14	22,369.05	1.84	3.42	134.95	269.90	22,102.57
401	9035	AUX FUNDS MCA FY15	.00	28,145.10	28,145.10	.00	.00	28,145.10
401	9044	KIDS COUNTRY FY14	9,009.82	.18	.67	.00	6,817.29	2,193.20
401	9045	KIDS COUNTRY FY15	.00	2,558.64	2,558.64	.00	.00	2,558.64
401	9064	SM WONDERS FY14	1,094.40	.09	.17	.00	.00	1,094.57
432	9097	MANAGE. INFO. SYS. FUND	.80	.00	.00	.00	.00	.80
450	9008	SCHOOLNET PLUS FY2008: GR	1.00	.00	.00	.00	.00	1.00
451	9013	CONNECTIVITY 2013	800.00	.00	.00	.00	.00	800.00
452	9008	SCHOOLNET PROFESSIONAL DE	66.15	.00	.00	.00	.00	66.15
463	9014	ALT ED FY14	.00	.00	.00	1,000.00	2,500.00	2,500.00-
463	9015	ALT ED FY15	.00	.00	.00	1,545.82	1,545.82	1,545.82-
499	9012	INTERN PSYCH FY12	45.81	.00	.00	.00	.00	45.81
499	9013	INTERN PSYCH FY13	39.97	.00	.00	.00	.00	39.97
499	9014	INTERN PSYCH FY14	31,382.40-	.00	.00	.00	.00	31,382.40-
499	9015	INTERN PSYCH FY15	.00	.00	.00	1,078.76	1,078.76	1,078.76-
499	9024	LOCAL GOVERNMENT INNOVATI	18,000.00	.00	.00	.00	.00	18,000.00
499	9039	INTERN PSYCHOLOGIST GRANT	2.20	.00	.00	.00	.00	2.20
499	9112	E-TECH BLENDED LEARNING G	924.57	.00	.00	164.59	393.73	530.84
506	9014	RESIDENT EDUCATOR GRANT	1,516.00	.00	.00	170.00	566.00	950.00
516	9014	SIX B FY14	17,019.89-	.00	.00	68,144.54	172,558.26	189,578.15-
516	9015	TITLE VI-B	.00	.00	.00	32,309.40	33,599.40	33,599.40-
516	9114	Deslexia Grant FY14	8,427.76-	.00	.00	2,541.00	16,198.75	24,626.51-
572	9014	TITLE I FY14	5,208.71-	.00	.00	63,870.26	146,820.45	152,029.16-
572	9015	TITLE I-D FY 15	.00	.00	.00	9,794.57	9,794.57	9,794.57-
572	9114	TITLE I-D FY14	282.75-	.00	.00	8,332.87	26,444.50	26,727.25-
587	9014	PRESCHOOL FY14	465.76-	.00	.00	2,421.94	4,319.28	4,785.04-
587	9015	PRESCHOOL FY 15	.00	.00	.00	119.16	119.16	119.16-
590	9014	TITLE II-A FY14	7,787.12	.00	.00	4,718.16	78,645.32	70,858.20-
590	9015	TITLE II-A FY15	.00	.00	.00	8,193.67	8,193.67	8,193.67-

F I N A N C I A L S U M M A R Y R E P O R T

Processing Month: August 2014
MEDINA CITY SCHOOL DISTRICT

Fnd	Scc	Description	Beginning Balance	MTD Revenues	FYTD Revenues	MTD Expenditures	FYTD Expenditures	Current Available Balance
		Grand Total All Funds	46,243,412.61	10,166,892.90	32391,573.13	8,549,856.68	16269,865.71	62365,120.03
		Total Invested Funds	.00					

Check#	Check Date	Org Sta	Vendor Paid	Check Amount	Status Date
006643	08/01/2014	C/R	MEMO -MEDINA CITY SCHOOLS	1,516,649.76	08/01/2014
006646	08/15/2014	C/R	MEMO -MEDINA CITY SCHOOLS	1,654,977.30	08/15/2014
006648	08/01/2014	M/M	MEMO --S T R S	58,900.21	
006649	08/01/2014	M/M	MEMO - FIRST MERIT BANK	21,845.57	
006650	08/01/2014	M/M	MEMO - BUREAU WORK COMP	4,604.01	
006651	08/19/2014	M/M	MEMO MET LIFE INSURANCE	3,716.74	
006652	08/19/2014	M/M	MEMO - MEDICAL MUTUAL	138,710.54	
006653	08/19/2014	M/M	MEMO - MEDICAL MUTUAL	86,459.33	
006654	08/19/2014	M/M	MEMO - MEDICAL MUTUAL	206,657.78	
006655	08/20/2014	M/M	MEMO - U.S. BANK PURCHASE CARD	23.20	
006656	08/20/2014	M/M	MEMO - U.S. BANK PURCHASE CARD	100.00	
006657	08/20/2014	M/M	MEMO - U.S. BANK PURCHASE CARD	3,279.46	
006658	08/21/2014	M/M	MEMO - FLEXSAVE	530.00	
006659	08/29/2014	C/R	MEMO -MEDINA CITY SCHOOLS	1,647,006.51	08/29/2014
006660	08/15/2014	M/M	MEMO --S T R S	58,382.40	
006661	08/15/2014	M/M	MEMO - FIRST MERIT BANK	22,888.63	
006662	08/15/2014	M/M	MEMO - BUREAU WORK COMP	5,018.99	
006663	08/15/2014	M/M	MEMO-MCSD SELF INS. MEDICAL	517,193.80	
006664	08/15/2014	M/M	MEMO DENTAL SELF	38,815.59	
006665	08/15/2014	M/M	MEMO MET LIFE INSURANCE	.00	
006666	08/27/2014	T/T	MEMO -MEDINA CITY SCHOOLS	2,719.70	
006667	08/27/2014	T/T	MEMO -MEDINA CITY SCHOOLS	84.05	
006668	08/29/2014	M/M	MEMO - BUREAU WORK COMP	422.66	
006669	08/29/2014	M/M	OHIO DEPT OF ED - MEMO CK	89,702.84	
006670	08/29/2014	M/M	OHIO DEPT OF ED - MEMO CK	109,035.08	
006672	08/29/2014	M/M	MEMO --S T R S	65,441.41	
006673	08/29/2014	M/M	MEMO --S E R S	10,295.21	
006674	08/29/2014	M/M	MEMO - FIRST MERIT BANK	24,952.39	
006675	08/29/2014	M/M	MEMO - BUREAU WORK COMP	4,999.66	
006676	08/29/2014	M/M	MEMO --S T R S	391,630.00	
006677	08/29/2014	M/M	MEMO --S E R S	127,856.00	
006678	08/30/2014	M/M	VANTIV CC FEES	526.55	
006679	08/25/2014	M/M	MEMO - MEDICAL MUTUAL	102,467.13	
601487	08/14/2014	W/R	ABC THERAPY, LTD	1,102.50	08/14/2014
601488	08/14/2014	W/R	ACCO BRANDS	73.72	08/31/2014
601489	08/14/2014	W/R	ADLER TEAM SPORTS	550.05	08/31/2014
601490	08/14/2014	W/R	AKRON BOARD OF EDUCATION	3,180.00	08/31/2014
601491	08/14/2014	W/W	ALEXANDRA SCHUESZLER	19.60	
601492	08/14/2014	W/R	ALLISON LEHMAN	137.16	08/14/2014
601493	08/14/2014	W/R	AODK, INC.	1,480.00	08/31/2014
601494	08/14/2014	W/R	APOLLO PEST & HOME INSPECTIONS	395.00	08/31/2014
601495	08/14/2014	W/R	APPLE EDUCATION	1,336.00	08/31/2014
601496	08/14/2014	W/R	ARMSTRONG CABLE	294.85	08/31/2014
601497	08/14/2014	W/R	ARROW UNIFORM	417.81	08/31/2014
601498	08/14/2014	W/R	BALL CHEMICAL & EQUIPMENT CO.	39.71	08/31/2014
601499	08/14/2014	W/R	BARNES AND NOBLE BOOKSELLERS	373.16	08/31/2014
601500	08/14/2014	W/R	DICK BLICK COMPANY	4,797.60	08/31/2014
601501	08/14/2014	W/R	BRIAN CONDIT	96.78	08/14/2014
601502	08/14/2014	W/R	BRYAN FARSON	39.90	08/14/2014
601503	08/14/2014	W/R	BSN SPORTS	4,995.12	08/31/2014
601504	08/14/2014	W/R	BUEHLER'S MARKETS	217.82	08/31/2014
601505	08/14/2014	W/R	CARQUEST AUTO PARTS	487.63	08/31/2014

Check#	Check Date	Org Sta	Vendor Paid	Check Amount	Status Date
601506	08/14/2014	W/R	CARRIE SCHRECK	149.94	08/14/2014
601507	08/14/2014	W/R	DOMINIC'S PIZZA	230.94	08/31/2014
601508	08/14/2014	W/R	CEREBELLUM CORPORATION	599.75	08/31/2014
601509	08/14/2014	W/R	CITY OF MEDINA	12,447.00	08/31/2014
601510	08/14/2014	W/R	CRESTLINE COMPANY, INC	671.06	08/31/2014
601511	08/14/2014	W/R	CROWN TROPHY OF MEDINA	120.54	08/31/2014
601512	08/14/2014	W/R	DAVID KAUFMANN	46.50	08/14/2014
601513	08/14/2014	W/R	DEBBIE SHANK	550.00	08/31/2014
601514	08/14/2014	W/R	DELL COMPUTER CORPORATION	4,350.00	08/31/2014
601515	08/14/2014	W/R	DICKMAN DIRECTORIES INC.	174.00	08/31/2014
601516	08/14/2014	W/R	DOUGLAS CHAPMAN-SMITH	484.64	08/14/2014
601517	08/14/2014	W/R	EASY GRAPHICS CORP	5,860.00	08/31/2014
601518	08/14/2014	W/R	EDUCATIONAL SHIPPERS	372.74	08/31/2014
601519	08/14/2014	W/R	EM LITERACY LLC	10,000.00	08/31/2014
601520	08/14/2014	W/R	EMILY DELIDDO	10,000.00	08/31/2014
601521	08/14/2014	W/R	EPPOLITO SIGNS	506.00	08/31/2014
601522	08/14/2014	W/R	ESBER CASH REGISTER	12,645.92	08/31/2014
601523	08/14/2014	W/R	EXCEL DRYER, INC.	32.00	08/31/2014
601524	08/14/2014	W/R	FLOWER GALLERY LLC	150.00	08/31/2014
601525	08/14/2014	W/R	FOLLETT SCHOOL SOLUTIONS, INC.	16,480.38	08/31/2014
601526	08/14/2014	W/R	FOOD SERVICE DEPARTMENT	374.11	08/31/2014
601527	08/14/2014	W/R	FRONTIER	598.00	08/31/2014
601528	08/14/2014	W/R	GALLEY PRINTING, INC.	503.00	08/31/2014
601529	08/14/2014	W/W	GASSCA	115.00	
601530	08/14/2014	W/R	GENE PTACEK & SON	1,041.00	08/31/2014
601531	08/14/2014	W/R	GENERATOR SYSTEMS, LLC	2,853.00	08/31/2014
601532	08/14/2014	W/R	GORDON FOOD SERVICE	304.71	08/31/2014
601533	08/14/2014	W/R	GORDON FOOD SERVICE	31.38	08/31/2014
601534	08/14/2014	W/R	GORDON N STOWE & ASSOC., INC.	639.00	08/31/2014
601535	08/14/2014	W/R	GREATER MEDINA CHAMBER	18.00	08/31/2014
601536	08/14/2014	W/R	HD SUPPLY FACILITIES	33.58	08/31/2014
601537	08/14/2014	W/R	HEINEMANN	4,777.38	08/31/2014
601538	08/14/2014	W/R	HESCO, INC	43.28	08/31/2014
601539	08/14/2014	W/R	HOME APPLIANCE	35.99	08/31/2014
601540	08/14/2014	W/R	HORST'S VIOLIN SHOP	1,510.00	08/31/2014
601541	08/14/2014	W/R	IMPACT GROUP	1,250.00	08/31/2014
601542	08/14/2014	W/R	INSTITUTE FOR MULTI-	3,221.61	08/31/2014
601543	08/14/2014	W/R	IRC TEAM SPORTS	994.56	08/31/2014
601544	08/14/2014	W/R	JOHN R. GREEN CO.	89.77	08/31/2014
601545	08/14/2014	W/R	JOHN S GRIMM, INC.	403.60	08/31/2014
601546	08/14/2014	W/R	JW PEPPER & SON, INC.	167.89	08/31/2014
601547	08/14/2014	W/R	KASEYA U.S. SALES LLC	12,872.50	08/31/2014
601548	08/14/2014	W/R	KSK VISUAL INGENUITY	315.80	08/31/2014
601549	08/14/2014	W/R	LANGUAGE LEARNING ASSOCIATES	15,313.00	08/14/2014
601550	08/14/2014	W/R	LARGE PRINT MEDIA	396.00	08/31/2014
601551	08/14/2014	W/R	LEARNING A-Z	9,743.50	08/31/2014
601552	08/14/2014	W/R	LEADERSHIP MEDINA COUNTY	1,575.00	08/31/2014
601553	08/14/2014	W/R	MAHALIA COFFMAN	15.68	08/31/2014
601554	08/14/2014	W/R	MARY MITMAN	200.00	08/31/2014
601555	08/14/2014	W/R	MCMASTER-CARR	52.07	08/31/2014
601556	08/14/2014	W/R	MEDCO SUPPLY COMPANY	110.64	08/31/2014
601557	08/14/2014	W/R	MEDINA COUNTY SANITARY	11,975.21	08/31/2014

Check#	Check Date	Org Sta	Vendor Paid	Check Amount	Status Date
601558	08/14/2014	W/R	MEDINA COUNTY SCHOOLS ESC	1,200.00	08/31/2014
601559	08/14/2014	W/R	MEDINA COUNTY SOLID WASTE DIST	70.00	08/31/2014
601560	08/14/2014	W/R	MEDINA CREATIVE ACCESSIBILITY	1,200.00	08/31/2014
601561	08/14/2014	W/R	MEDINA EXTERIORS, INC	3,230.00	08/31/2014
601562	08/14/2014	W/R	MEDINA HARDWARE, INC	392.83	08/31/2014
601563	08/14/2014	W/R	MEDINA TRACTOR SALES	245.04	08/31/2014
601564	08/14/2014	W/R	MG CONCRETE	4,675.00	08/31/2014
601565	08/14/2014	W/R	MIDLAND HARDWARE CO.	30.72	08/31/2014
601566	08/14/2014	W/R	MONTVILLE POLICE DEPARTMENT	800.00	08/31/2014
601567	08/14/2014	W/R	MYOFFICEPRODUCTS, LLC	787.48	08/31/2014
601568	08/14/2014	W/R	NAPA AUTOMOTIVE PARTS & SERVIC	425.75	08/31/2014
601569	08/14/2014	W/R	NATIONAL CARPET OUTLET, INC	2,092.38	08/31/2014
601570	08/14/2014	W/R	NATIONAL GEOGRAPHIC KIDS	376.95	08/31/2014
601571	08/14/2014	W/R	NEPTUNE BENSON LLC	1,859.31	08/31/2014
601572	08/14/2014	W/R	NEWS-2-YOU	1,355.00	08/31/2014
601573	08/14/2014	W/R	NORTHEAST FOUNDATION/CHILDREN	2,916.00	08/31/2014
601574	08/14/2014	W/R	OFFICE MAX	518.80	08/31/2014
601575	08/14/2014	W/R	OHIO CERAMICS SUPPLY, INC.	475.00	08/31/2014
601576	08/14/2014	W/R	OHIO DEPT OF JOB &	2,827.79	08/31/2014
601577	08/14/2014	W/R	OHIO EDISON COMPANY	62,829.50	08/31/2014
601578	08/14/2014	W/R	OHIO SCHOOLS COUNCIL-GAS	24,735.80	08/31/2014
601579	08/14/2014	W/R	OKSANA KLUE	300.00	08/31/2014
601580	08/14/2014	W/R	PELOTONIA	500.00	08/31/2014
601581	08/14/2014	W/R	PHONAK, INC	2,485.39	08/31/2014
601582	08/14/2014	W/R	PITNEY BOWES	1,181.42	08/31/2014
601583	08/14/2014	W/R	PREMIER AGENDAS, INC.	4,526.50	08/31/2014
601584	08/14/2014	W/R	PRO-ED, INC.	2,541.00	08/31/2014
601585	08/14/2014	W/R	RAIN DROP PRODUCTS, LLC	162.00	08/31/2014
601586	08/14/2014	W/R	RAYMOND MOHN	13.00	08/14/2014
601587	08/14/2014	W/V	REINHARDT SUPPLY COMPANY	43.85	08/18/2014
601588	08/14/2014	W/R	ROBERT W BAIRD & CO.	1,447.48	08/31/2014
601589	08/14/2014	W/R	RYDIN DECAL	1,256.32	08/31/2014
601590	08/14/2014	W/R	SANDRA VERNICK	250.00	08/31/2014
601591	08/14/2014	W/R	SCHOLASTIC INC.	367.80	08/31/2014
601592	08/14/2014	W/R	SCHOOL SPECIALTY, INC	258.90	08/31/2014
601593	08/14/2014	W/W	SCOTT, SCRIVEN & WAHOFF	16,194.01	
601594	08/14/2014	W/R	SHEARER EQUIPMENT	1,225.84	08/31/2014
601595	08/14/2014	W/R	SHERWIN WILLIAMS COMPANY	361.45	08/31/2014
601596	08/14/2014	W/R	SLIDE RENU	5,174.83	08/31/2014
601597	08/14/2014	W/R	SMITH BROTHERS INC.	1,420.00	08/31/2014
601598	08/14/2014	W/R	SPORTSWORLD	994.00	08/31/2014
601599	08/14/2014	W/R	STAPLES BUSINESS ADVANTAGE	279.24	08/31/2014
601600	08/14/2014	W/R	STERLING PAPER CO.	1,199.66	08/31/2014
601601	08/14/2014	W/R	SUMMIT COUNTY ESC	170.00	08/31/2014
601602	08/14/2014	W/R	SUPECK SEPTIC SERVICES, LLC.	1,195.00	08/31/2014
601603	08/14/2014	W/R	SUPERIOR-SPEEDIE PORTABLE	140.00	08/31/2014
601604	08/14/2014	W/R	TALBERT'S COMMERCIAL PRODUCTS	81.85	08/31/2014
601605	08/14/2014	W/R	TAMMY LYNES	300.00	08/31/2014
601606	08/14/2014	W/R	TECHNOLOGY ENGINEERING	46,630.40	08/14/2014
601607	08/14/2014	W/R	TERESA LAWLER	102.75	08/14/2014
601608	08/14/2014	W/R	TERI LEWIS	300.00	08/31/2014
601609	08/14/2014	W/R	TINA CASSIDY	45.00	08/14/2014

Check#	Check Date	Org Sta	Vendor Paid	Check Amount	Status Date
601610	08/14/2014	W/R	TODD ASSOCIATES, INC	215,052.00	08/31/2014
601611	08/14/2014	W/R	TRIARCO ARTS CRAFTS	1,061.15	08/31/2014
601612	08/14/2014	W/R	TRISH JACKSON	1,000.00	08/14/2014
601613	08/14/2014	W/R	UNITED ART & EDUCATION SUPPLY	1,076.57	08/31/2014
601614	08/14/2014	W/R	VARSITY SPIRIT FASHIONS	3,933.80	08/31/2014
601615	08/14/2014	W/R	VERIZON WIRELESS	336.31	08/31/2014
601616	08/14/2014	W/R	WOLFF BROS. SUPPLY, INC.	775.22	08/31/2014
601617	08/14/2014	W/R	WOODSY'S MUSIC INC.	650.00	08/31/2014
601618	08/14/2014	W/W	BLAZ PESORDA	40.00	
601619	08/14/2014	W/R	BRIAN MILLER	40.00	08/31/2014
601620	08/14/2014	W/R	GARY OSTKAR	80.00	08/31/2014
601621	08/14/2014	W/W	GEORGE JAY	115.00	
601622	08/14/2014	W/R	JASON CORNELL	80.00	08/31/2014
601623	08/14/2014	W/R	JEFF JOHNSON	35.00	08/31/2014
601624	08/14/2014	W/W	JEFF ZABUKOVEC	80.00	
601625	08/14/2014	W/W	JOE VETRANO	35.00	
601626	08/14/2014	W/R	MATT RIVERA	40.00	08/31/2014
601627	08/14/2014	W/W	MIKE MCHUGH	80.00	
601628	08/14/2014	W/R	STEVE ADAMS	40.00	08/31/2014
601629	08/14/2014	W/R	YOEL YOELZADEH	35.00	08/31/2014
601630	08/15/2014	B/R	SHELLY MATTOX	6.95	08/31/2014
601631	08/15/2014	B/R	KERRIE CARLISLE	25.00	08/31/2014
601632	08/15/2014	B/R	JAMES LARY	104.75	08/31/2014
601633	08/15/2014	B/R	JANICE MAYNARD	150.00	08/31/2014
601634	08/15/2014	B/R	SHANNON FEDERINKO	65.00	08/15/2014
601635	08/15/2014	B/V	MACHELLE CLAYO	150.00	08/27/2014
601636	08/15/2014	B/B	TERI ANDERSON	14.66	
601637	08/15/2014	B/B	REBECCA SCHMELLER	140.35	
601638	08/15/2014	B/R	NICK HERMAN	300.00	08/31/2014
601639	08/15/2014	B/B	KIM DOMINAK	21.65	
601640	08/28/2014	W/W	ABCO FIRE PROTECTION, INC	517.00	
601641	08/28/2014	W/W	ACHIEVEMENT CENTERS	13,270.00	
601642	08/28/2014	W/W	AIR RITE SERVICE COMPANY	206.40	
601643	08/28/2014	W/W	AIRGAS USA, LLC	72.88	
601644	08/28/2014	W/W	AKRON BEARING COMPANY, INC.	601.68	
601645	08/28/2014	W/W	ALEX GABRIELSEN	843.52	
601646	08/28/2014	W/W	AMERICAN TIME & SIGNAL COMPANY	112.50	
601647	08/28/2014	W/W	APOLLO PEST & HOME INSPECTIONS	173.00	
601648	08/28/2014	W/W	APPLE EDUCATION	300,729.60	
601649	08/28/2014	W/W	APPLE COMPUTERS INC.	2,444.00	
601650	08/28/2014	W/W	APPLIED MAINTENANCE SUPPLIES	188.48	
601651	08/28/2014	W/W	ARMSTRONG CABLE	133.05	
601652	08/28/2014	W/W	ARROW UNIFORM	2,800.29	
601653	08/28/2014	W/W	BAKER & TAYLOR COMPANY	9,695.43	
601654	08/28/2014	W/R	BARB DIMARINO	600.00	08/31/2014
601655	08/28/2014	W/W	BARNES AND NOBLE BOOKSELLERS	802.24	
601656	08/28/2014	W/W	BOOKSOURCE	514.80	
601657	08/28/2014	W/W	DAIRYMENS	3,387.23	
601658	08/28/2014	W/W	BRIAN CONDIT	108.77	
601659	08/28/2014	W/W	BRITTON SMITH PETERS &	3,977.61	
601660	08/28/2014	W/W	OHIO BUREAU OF WORKERS	16,792.44	
601661	08/28/2014	W/W	CC SUPPLY	421.47	

Check#	Check Date	Org Sta	Vendor Paid	Check Amount	Status Date
601662	08/28/2014	W/W	CDI COMPUTER DEALERS, INC.	13,000.00	
601663	08/28/2014	W/R	CHRONICLE TELEGRAM	251.88	08/31/2014
601664	08/28/2014	W/W	CINDY BISHOP	139.00	
601665	08/28/2014	W/R	CINDY VEVERKA	250.00	08/31/2014
601666	08/28/2014	W/W	CLEVELAND PLUMBING SUPPLY CO.	412.38	
601667	08/28/2014	W/W	COLUMBIA GAS OF OHIO,INC	3,022.38	
601668	08/28/2014	W/W	COSI ON WHEELS	200.00	
601669	08/28/2014	W/R	CROWN TROPHY OF MEDINA	2,368.14	08/31/2014
601670	08/28/2014	W/W	DANA KUEHN	159.00	
601671	08/28/2014	W/W	DC SYSTEMS, INC.	1,320.00	
601672	08/28/2014	W/W	DEMCO, INC.	1,488.61	
601673	08/28/2014	W/W	DESIGN FITNESS	7,012.00	
601674	08/28/2014	W/W	DMO FOOD EQUIPMENT	248.00	
601675	08/28/2014	W/W	DOUGLAS CHAPMAN-SMITH	361.20	
601676	08/28/2014	W/W	DYNA SYSTEMS	652.57	
601677	08/28/2014	W/W	EASY GRAPHICS CORP	995.00	
601678	08/28/2014	W/W	EDGE DOCUMENT SOLUTIONS, LLC	1,073.00	
601679	08/28/2014	W/W	FAMOUS SUPPLY COMPANY	162.50	
601680	08/28/2014	W/W	FBN SYSTEMS, INC.	65.00	
601681	08/28/2014	W/W	FLORIDA VIRTUAL SCHOOL	4,250.00	
601682	08/28/2014	W/W	FOLLETT SCHOOL SOLUTIONS, INC.	5,844.68	
601683	08/28/2014	W/W	FRONTIER	111.50	
601684	08/28/2014	W/R	GARDINER SERVICE COMPANY	1,290.00	08/31/2014
601685	08/28/2014	W/W	GATEWAY TIRE & SERVICE CENTER	32.90	
601686	08/28/2014	W/W	GLIDDEN PROFESSIONAL	651.62	
601687	08/28/2014	W/W	GRAINGER SUPPLY CO	698.68	
601688	08/28/2014	W/W	HARCOURT OUTLINES, INC.	412.25	
601689	08/28/2014	W/W	HD SUPPLY FACILITIES	106.65	
601690	08/28/2014	W/W	HODGE PRODUCTS, INC.	5,412.00	
601691	08/28/2014	W/W	ICANDI GRAPHICS	704.90	
601692	08/28/2014	W/W	ICE CREAM SPECIALTIES	1,173.46	
601693	08/28/2014	W/W	JAMA JOHNSON	8.50	
601694	08/28/2014	W/W	JEANNE BLANKENSHIP	134.24	
601695	08/28/2014	W/W	JF GOOD COMPANY	795.81	
601696	08/28/2014	W/W	JOHN LUPSON	105.78	
601697	08/28/2014	W/W	JOHNSTONE SUPPLY INC.	317.33	
601698	08/28/2014	W/W	KAPPUS COMPANY	43.89	
601699	08/28/2014	W/W	KAREN McGINTY	99.96	
601700	08/28/2014	W/W	KATHY MARRAS	214.82	
601701	08/28/2014	W/W	LAKELAND MANAGEMENT SYSTEMS	48,695.60	
601702	08/28/2014	W/W	LAURA CALAIACOVO	233.89	
601703	08/28/2014	W/W	LIBERTY MUTUAL INSURANCE	5,000.00	
601704	08/28/2014	W/R	MACK'S, INC.	800.00	08/31/2014
601705	08/28/2014	W/W	MADCAP PRODUCTIONS PUPPET	582.50	
601706	08/28/2014	W/W	MAGICAL THEATRE COMPANY	550.00	
601707	08/28/2014	W/R	MARY MITMAN	50.00	08/31/2014
601708	08/28/2014	W/W	MCM ELECTRONICS	372.70	
601709	08/28/2014	W/W	MCMASTER-CARR	78.35	
601710	08/28/2014	W/W	MEDCO SUPPLY COMPANY	34.08	
601711	08/28/2014	W/W	MEDINA COUNTY PORT AUTHORITY	853.00	
601712	08/28/2014	W/W	MEDINA CREATIVE ACCESSIBILITY	540.00	
601713	08/28/2014	W/W	MEDINA GLASS COMPANY	315.96	

Check#	Check Date	Org Sta	Vendor Paid	Check Amount	Status Date
601714	08/28/2014	W/W	MEGAN COUGHLIN	345.00	
601715	08/28/2014	W/W	MEGAN PERKINS	735.00	
601716	08/28/2014	W/W	MICHAEL WESNER	90.00	
601717	08/28/2014	W/W	MIDLAND HARDWARE CO.	399.66	
601718	08/28/2014	W/W	MILLENNIUM CONTRACTORS, INC.	3,175.00	
601719	08/28/2014	W/W	MNJ TECHNOLOGIES DIRECT INC.	3,248.00	
601720	08/28/2014	W/W	MSB CONSULTING GROUP, LLC	1,104.25	
601721	08/28/2014	W/W	MTM SIGNS	281.00	
601722	08/28/2014	W/W	NAPA AUTOMOTIVE PARTS & SERVIC	185.66	
601723	08/28/2014	W/W	NICKLES BAKERY	1,420.75	
601724	08/28/2014	W/R	O.P. AQUATICS	3,800.00	08/31/2014
601725	08/28/2014	W/W	OHIO ASSOC OF STUDENT COUNCILS	2,230.00	
601726	08/28/2014	W/W	OPFMA	250.00	
601727	08/28/2014	W/W	OSBORNE MEDINA, INC.	263.13	
601728	08/28/2014	W/W	PARTNERS IN LEARNING	175.25	
601729	08/28/2014	W/W	PEARSON EDUCATION, INC.	2,225.25	
601730	08/28/2014	W/W	PEARSON PRENTICE HALL	10,348.76	
601731	08/28/2014	W/W	PEPSI-COLA COMPANY	556.46	
601732	08/28/2014	W/W	CAFETERIA-PEPSI COLA ORDERS	440.64	
601733	08/28/2014	W/W	PTC EDUCATION CONSULTING	1,575.00	
601734	08/28/2014	W/W	QUILL CORPORATION	388.21	
601735	08/28/2014	W/W	RAWIGA GOLF & SWIM CLUB	1,050.00	
601736	08/28/2014	W/W	REBECCA GIBSON	119.16	
601737	08/28/2014	W/W	REINHARDT SUPPLY COMPANY	6,678.51	
601738	08/28/2014	W/W	RESIDEX	1,203.76	
601739	08/28/2014	W/W	RJ VERNAK REFRIGERATION	1,075.66	
601740	08/28/2014	W/W	ROJEN COMPANY	304.02	
601741	08/28/2014	W/W	SCANTRON CORP.	6,314.81	
601742	08/28/2014	W/W	SCHOLASTIC LIBRARY PUBLISHING	313.50	
601743	08/28/2014	W/W	SCHOLASTIC MAGAZINES	578.72	
601744	08/28/2014	W/W	SCHOOL SPECIALTY, INC	1,970.81	
601745	08/28/2014	W/W	SEAT SACK, INC.	37.25	
601746	08/28/2014	W/W	SENDERO THERAPIES, INC.	2,120.00	
601747	08/28/2014	W/W	SHEARER EQUIPMENT	3.39	
601748	08/28/2014	W/W	SHERWIN WILLIAMS COMPANY	251.91	
601749	08/28/2014	W/R	SPORTSWORLD	640.00	08/31/2014
601750	08/28/2014	W/W	SYSCO FOOD SERVICES CLEVELAND	15,199.41	
601751	08/28/2014	W/R	TALBERT'S COMMERCIAL PRODUCTS	2,650.97	08/31/2014
601752	08/28/2014	W/W	OHIO DEPARTMENT OF COMMERCE	594.50	
601753	08/28/2014	W/W	TRINITY3, LLC	774.00	
601754	08/28/2014	W/W	MT BUSINESS TECHNOLOGIES INC.	78,952.01	
601755	08/28/2014	W/W	VERIZON BUSINESS	586.91	
601756	08/28/2014	W/W	WENDY SHUBROWSKY	50.00	
601757	08/28/2014	W/W	WESTERN PSYCHOLOGICAL SERVICES	154.55	
601758	08/28/2014	W/W	MacGILL DISCOUNT NURSE SUPPLY	121.70	
601759	08/28/2014	W/W	WOLFF BROS. SUPPLY, INC.	1,030.46	
601760	08/28/2014	W/W	ZINKAN ENTERPRISES, INC.	2,200.00	
601761	08/28/2014	B/B	KAREN DOMBI	236.00	
601762	08/28/2014	B/B	CLOVERLEAF HIGH SCHOOL	160.00	
601763	08/28/2014	B/B	THERESA HAYES	90.80	
601764	08/28/2014	B/B	JULIE PETRUNA	53.45	
601765	08/28/2014	B/B	STACEY ROSEN	20.00	

Check#	Check Date	Org Sta	Vendor Paid	Check Amount	Status Date
601766	08/28/2014	B/B	MACHELLE CLAYO	150.00	
601767	08/29/2014	W/W	AMAZON.COM	339.51	
601768	08/29/2014	W/W	CHRISTINA HAMMAN	141.39	
601769	08/29/2014	W/W	CINDY BISHOP	108.08	
601770	08/29/2014	W/W	JOSH MANDEL, STATE TREAS/OHIO	200.00	
601771	08/29/2014	W/W	DOORS AND MORE CO., INC.	250.00	
601772	08/29/2014	W/V	EDGE DOCUMENT SOLUTIONS, LLC	1,073.00	08/29/2014
601773	08/29/2014	W/W	ESBER CASH REGISTER	1,039.50	
601774	08/29/2014	W/W	FBN SYSTEMS, INC.	16,231.00	
601775	08/29/2014	W/W	GABLE ELEVATOR, INC.	75.00	
601776	08/29/2014	W/W	GENERAL MAINTENANCE	4,481.23	
601777	08/29/2014	W/W	GUILFORD PUBLICATIONS, INC.	496.00	
601778	08/29/2014	W/W	HOME DEPOT	953.19	
601779	08/29/2014	W/W	IMPACT GROUP	1,250.00	
601780	08/29/2014	W/W	JACOB BARBOT	209.69	
601781	08/29/2014	W/W	KNG INTERNATIONAL	99.34	
601782	08/29/2014	W/W	MELISSA CIESINSKI	150.31	
601783	08/29/2014	W/W	MICHELE DEACON	61.07	
601784	08/29/2014	W/W	MIDLAND HARDWARE CO.	30.69	
601785	08/29/2014	W/W	MNJ TECHNOLOGIES DIRECT INC.	916.70	
601786	08/29/2014	W/W	MYRA BOWYER	345.00	
601787	08/29/2014	W/W	NEUHAUS EDUCATION CENTER	769.00	
601788	08/29/2014	W/W	OHIO SCHOOL BOARDS ASSOCIATION	90.00	
601789	08/29/2014	W/W	PEARSON	2,640.00	
601790	08/29/2014	W/V	POINT SPRING & DRIVESHAFT CO	1,136.58	08/29/2014
601791	08/29/2014	W/W	REINHARDT SUPPLY COMPANY	198.40	
601792	08/29/2014	W/W	ROBERT W BAIRD & CO.	2,996.75	
601793	08/29/2014	W/W	ROJEN COMPANY	451.20	
601794	08/29/2014	W/W	RUSH TRUCK CENTER	243.71	
601795	08/29/2014	W/W	SAFETY SYSTEM CONTROLS, INC	1,323.32	
601796	08/29/2014	W/W	SCHOOL SPECIALTY, INC	91.75	
601797	08/29/2014	W/W	SHERWIN WILLIAMS COMPANY	115.08	
601798	08/29/2014	W/W	STAPLES BUSINESS ADVANTAGE	584.49	
601799	08/29/2014	W/W	STEPHEN SIVARD	285.00	
601800	08/29/2014	W/W	TALBERT'S COMMERCIAL PRODUCTS	319.38	
601801	08/29/2014	W/W	TEACHER'S DISCOVERY	3,557.15	
601802	08/29/2014	W/W	TERRI NOE	49.01	
601803	08/29/2014	W/W	TIME FOR KIDS	89.20	
601804	08/29/2014	W/W	UNIVERSITY OF AKRON	24,039.00	
601805	08/29/2014	W/W	WOLFF BROS. SUPPLY, INC.	222.96	
601806	08/29/2014	W/W	YOST EQUIPMENT SALES &	43.12	
601807	08/29/2014	W/W	MILLCRAFT GROUP	59,202.99	
942262	08/15/2014	B/V	JAMES LARY	104.75	08/15/2014
942263	08/15/2014	B/V	JANICE MAYNARD	150.00	08/15/2014
942264	08/15/2014	B/V	SHANNON FEDERINKO	65.00	08/15/2014
942265	08/15/2014	B/V	MACHELLE CLAYO	150.00	08/15/2014
942266	08/15/2014	B/V	TERI ANDERSON	14.66	08/15/2014
942267	08/15/2014	B/V	REBECCA SCHMELLER	140.35	08/15/2014
942268	08/15/2014	B/V	NICK HERMAN	300.00	08/15/2014
942269	08/15/2014	B/V	KIM DOMINAK	21.65	08/15/2014

Total Checks Issued $ 8,271,983.61

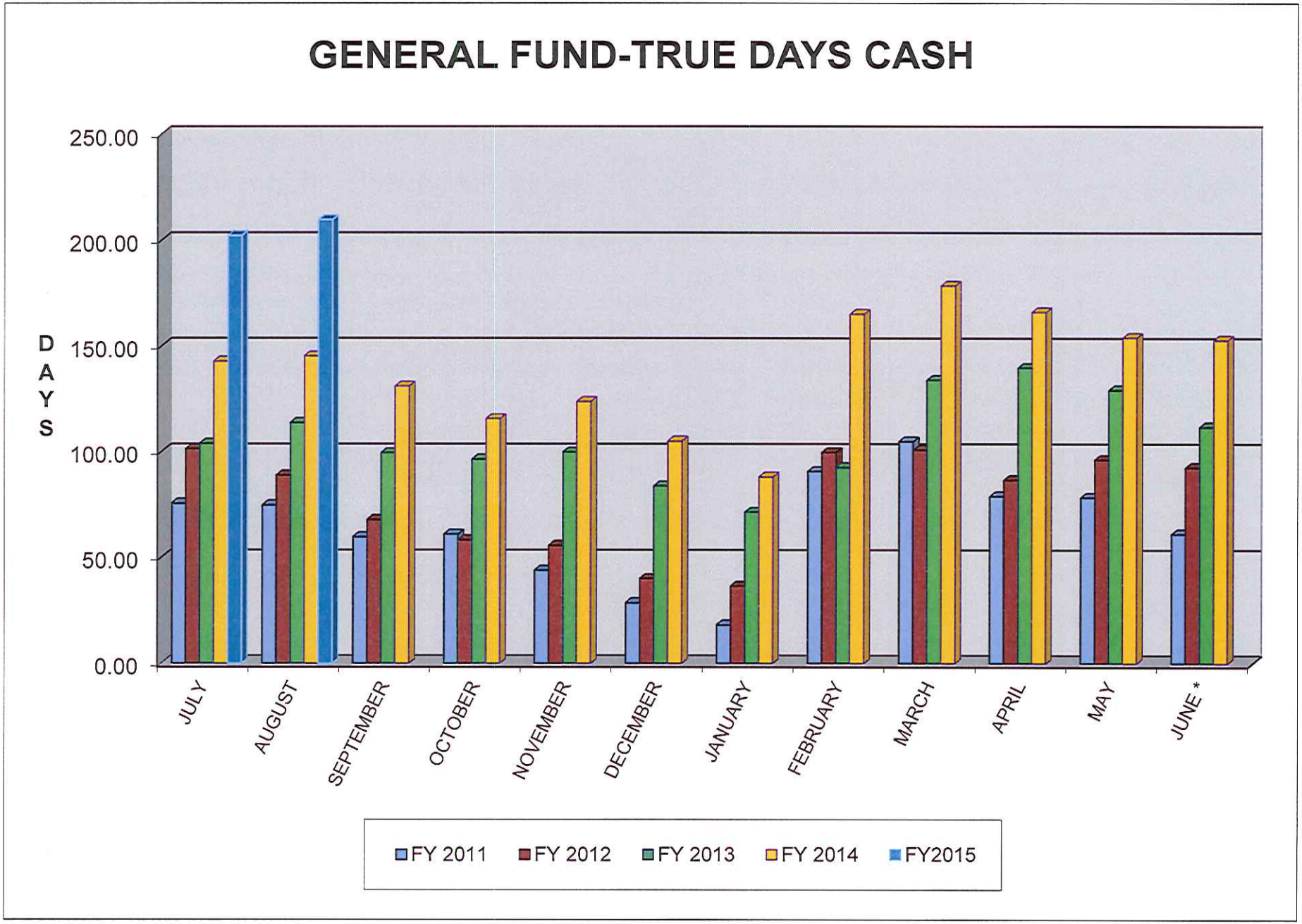
GENERAL FUND-TRUE DAYS CASH
DAYS
250.00
200.00
150.00
100.00
50.00
0.00
JULY
AUGUST
SEPTEMBER
OCTOBER
NOVEMBER
DECEMBER
JANUARY
FEBRUARY
MARCH
APRIL
MAY
JUNE *
FY 2011
FY 2012
FY 2013
FY 2014
FY2015