

Medina City Schools

General Fund Analysis

August 31, 2016

	2016-2017 Original Estimate (1)	Y-T-D Actual July 2016 - June 2017 (2)	Percent	Variance (3)
Beginning Balance - July 1, 2016		48,376,543.79		0.00
General Fund	37,712,097.32			
Other Funds - Emergency Levy	10,664,446.47			
Revenue	<u>77,011,145.00</u>	<u>27,119,216.34</u>	<u>35.2%</u>	<u>49,891,928.66</u>
	77,011,145.00	27,119,216.34		49,891,928.66
Expenditures	72,951,865.00	13,745,735.27	18.8%	59,206,129.73
Encumbrance	650,000.00	2,776,116.26		-2,126,116.26
	<u>73,601,865.00</u>	<u>16,521,851.53</u>		<u>57,080,013.47</u>
Ending Balance - June 30, 2017	51,785,823.79	58,973,908.60		-7,188,084.81

Original Estimate revenue, expenditure and encumbrance taken from May 2016 five-year forecast
plus Return of Advances issued June 2016.

Includes November 2013 Emergency Levy

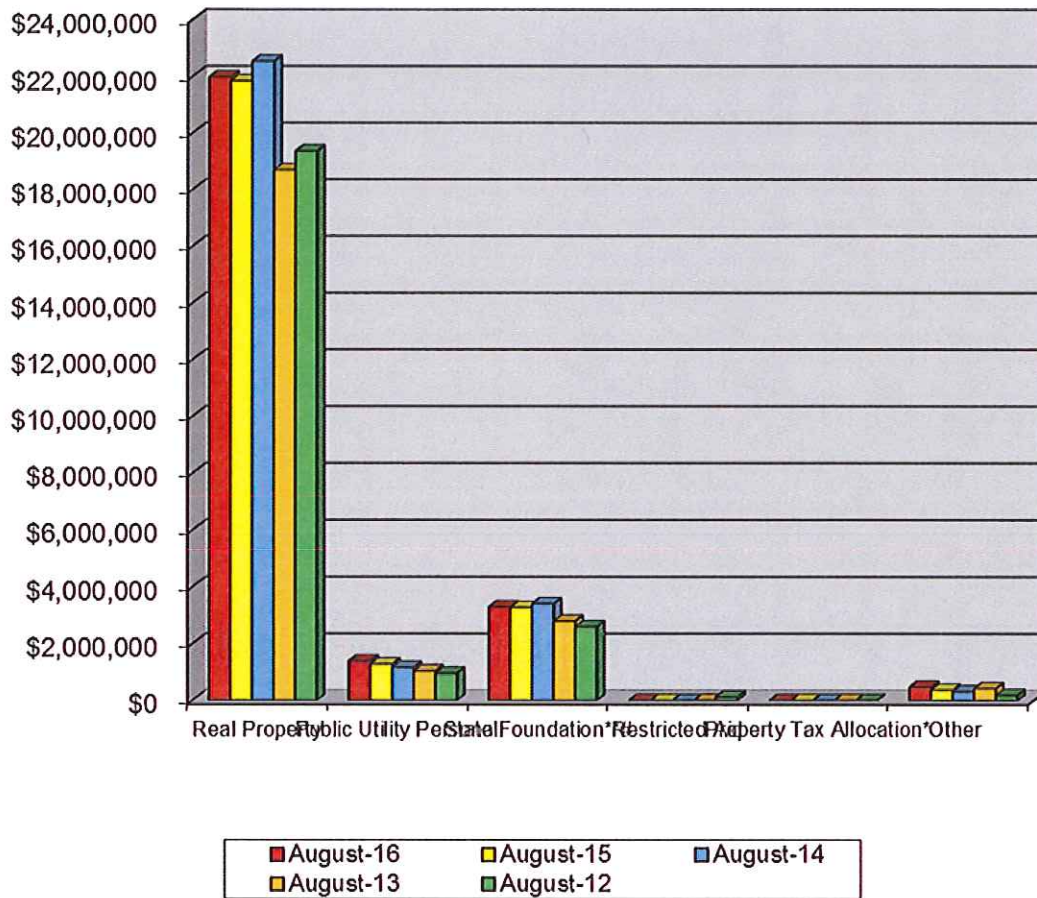
General Fund Summary

August 2016

Revenues

1. Real Property Taxes – Total Real Property Taxes received from the beginning of the fiscal year until August 31, 2016 is \$21,963,304.36. This is an increase of 0.6% above last year's taxes received at this time. \$396,764.36 was collected in August.
2. Public Utility Personal Property Taxes – Total Public Utility Personal Property Taxes received from the beginning of the fiscal year until August 31, 2016 is \$1,384,942.06. These monies are distributed upon settlement from the County Auditor. The amounts are listed in a separate line for State and five-year forecasting purposes. \$1,384,942.06 was transferred upon property tax settlement in August.
3. State Foundation – State Foundation monies received from the State of Ohio from the beginning of the fiscal year until August 31, 2016 total \$3,291,949.84. This is an increase of 0.7% above last year's foundation money received at this time. This includes \$179,200.91 in Casino revenues for the year. \$1,734,168.13 was collected in August.
4. Restricted Aid – Restricted Aid monies are for Career Tech funding. Monies received from the beginning of the fiscal year until August 31, 2016 total \$2,498.69. \$1,393.32 was collected in August.
5. Homestead and Rollback – Monies received from the State of Ohio from the beginning of the fiscal year until August 31, 2016 total \$-0-. Receipts are based upon the real property taxes collected and Homestead filings with the County Auditor. These revenues also include monies for personal property tax loss reimbursement from the State. The State will again be reducing the distribution of personal property tax loss reimbursement for the schools and will distribute these monies in November and May. \$-0- was collected in August.
6. Other – Other monies received from the beginning of the fiscal year until August 31, 2016 total \$476,521.39. This is an increase of 29.3% above last year at this time and is due to Tuition, Interest Earnings, Rent, Parking Fees, Miscellaneous Revenues and Field Trips. \$416,230.31 was collected in August.

General Fund Revenue



	August-16	August-15	August-14	August-13	August-12	Current Forecast
Real Property	\$21,963,304	\$21,829,340	\$22,522,726	\$18,685,271	\$19,351,615	\$46,762,079
Public Utility Personal	\$1,384,942	\$1,278,953	\$1,162,428	\$1,036,985	\$956,682	\$2,842,246
State Foundation**#	\$3,291,950	\$3,268,773	\$3,404,209	\$2,792,190	\$2,593,636	\$18,817,273
Restricted Aid	\$2,499	\$944	\$1,058	\$5,685	\$125,017	\$56,902
Property Tax Allocation*	\$0	\$0	\$0	\$0	\$0	\$6,159,167
Other	\$476,521	\$368,558	\$322,253	\$425,591	\$189,754	\$2,373,478
Total	\$27,119,216	\$26,746,569	\$27,412,674	\$22,945,722	\$23,216,704	\$77,011,145
State %	12.1%	12.2%	12.4%	12.2%	11.7%	

Includes Homestead/Rollback, Tangible Personal Property Tax Fixed Rate Loss Reimbursement and Electric Deregulation.

* Includes Casino Revenue in State Foundation beginning January 2013 and Economic Disadvantaged Funding in November 2013.

† Includes a one time Hold Harmless on TPP in May 2016

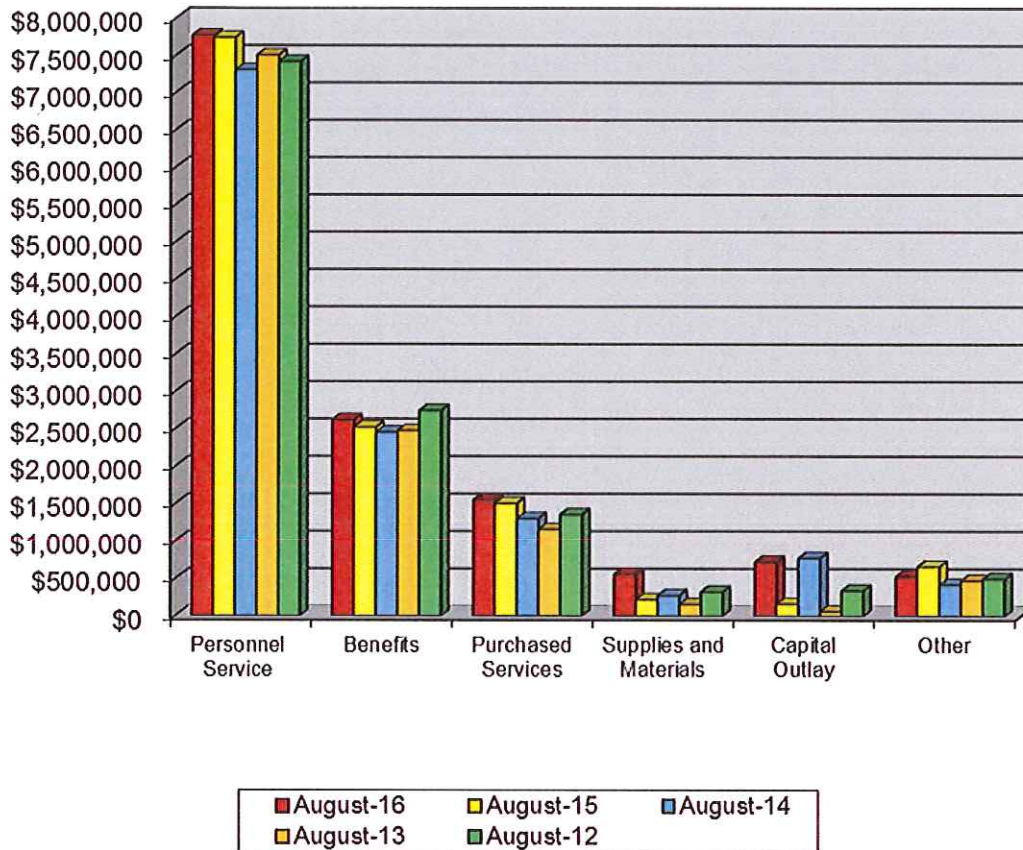
General Fund Summary

August 2016

Expenditures

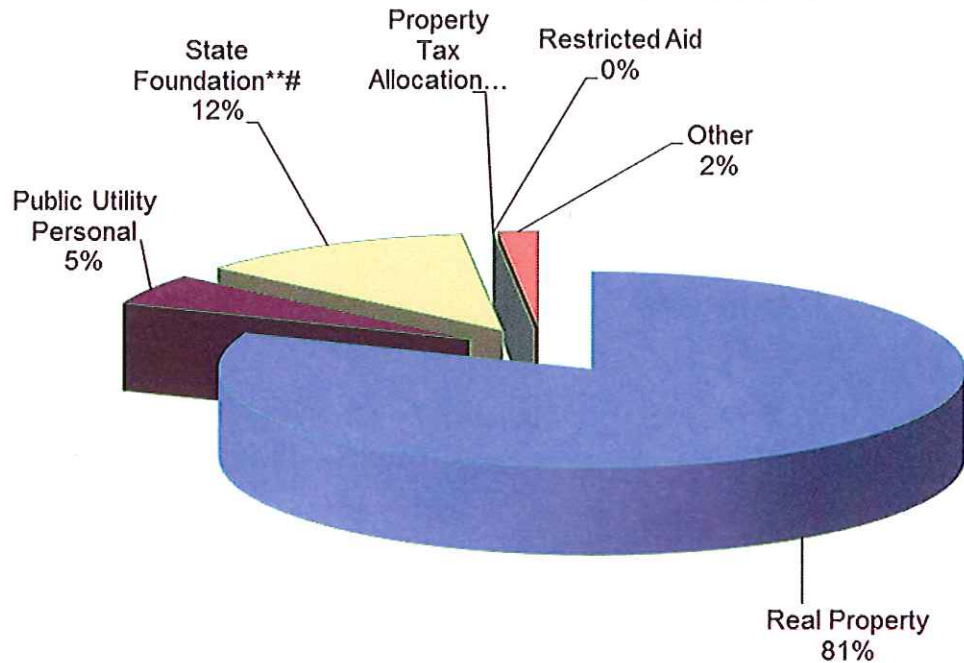
1. Personnel Services– The costs for personnel services for the School District from the beginning of the fiscal year until August 31, 2016 was \$7,766,913.82. This was an increase of 0.4% above last year at this. \$3,136,211.25 was spent in August.
2. Benefits – The cost for benefits for the School District from the beginning of the fiscal year until August 31, 2016 was \$2,620,628.96. This was an increase of 4.0% above last year at this time. \$1,273,588.07 was spent in August.
3. Purchased Services – The cost for purchased services for the district from the beginning of the fiscal year until August 31, 2016 total \$1,549,110.59. This was a 3.0% increase above last year at this time. \$577,222.96 was spent in August. Rental/Maintenance/Repair, Rentals/Leases, Postage, Electricity, Gas, Tuition, and Open Enrollment account for the increase.
4. Supplies and Materials – The cost for supplies and materials for the district from the beginning of the fiscal year until August 31, 2016 total \$557,723.51. This was a 253.3% increase above last year at this time. \$329,356.32 was spent in August. General Supplies, Textbooks, Custodial/Maintenance/HVAC Supplies, Transportation Supplies, Fuel, and Tires account for this increase.
5. Capital Outlay – The cost for capital outlay for the district from the beginning of the fiscal year until August 31, 2016 total \$722,160.89. This was a 452.4% increase above last year at this time and was mainly due to the purchase of Technology Equipment and School Bus Lease/Purchase. \$120,380.66 was spent in August.
6. Other – The cost of other expenditures excluding transfers for the district was \$529,147.40 for the fiscal year until August 31, 2016. This was a 19.7% decrease below last year at this time. \$422,851.91 was spent in August. Fiscal Dues and Fees, and County Board Services make up the majority of this decrease.

General Fund Expenditures

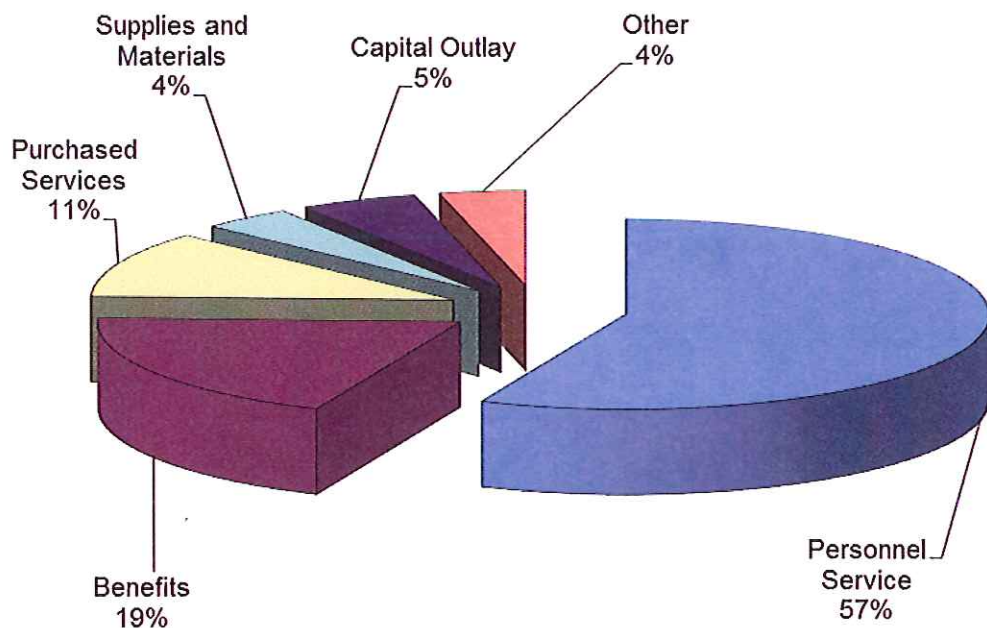


	August-16	August-15	August-14	August-13	August-12	Current Forecast
Personnel Service	\$7,766,914	\$7,738,770	\$7,306,059	\$7,503,372	\$7,417,701	\$43,120,306
Benefits	\$2,620,629	\$2,521,158	\$2,454,295	\$2,473,620	\$2,744,776	\$15,641,165
Purchased Services	\$1,549,111	\$1,504,088	\$1,301,308	\$1,156,481	\$1,355,298	\$8,743,014
Supplies and Materials	\$557,724	\$220,148	\$274,939	\$156,805	\$321,590	\$1,980,087
Capital Outlay	\$722,161	\$159,646	\$772,166	\$61,809	\$339,772	\$1,103,300
Other	\$529,147	\$658,959	\$420,459	\$474,121	\$497,925	\$1,870,099
Transfers and Adv., Etc.	\$50	\$0	\$0	\$0	\$0	\$493,894
Other than Debt						
Total	\$13,745,735	\$12,802,769	\$12,529,226	\$11,826,208	\$12,677,062	\$72,951,865

Current General Fund Revenue



Current General Fund Expenditures



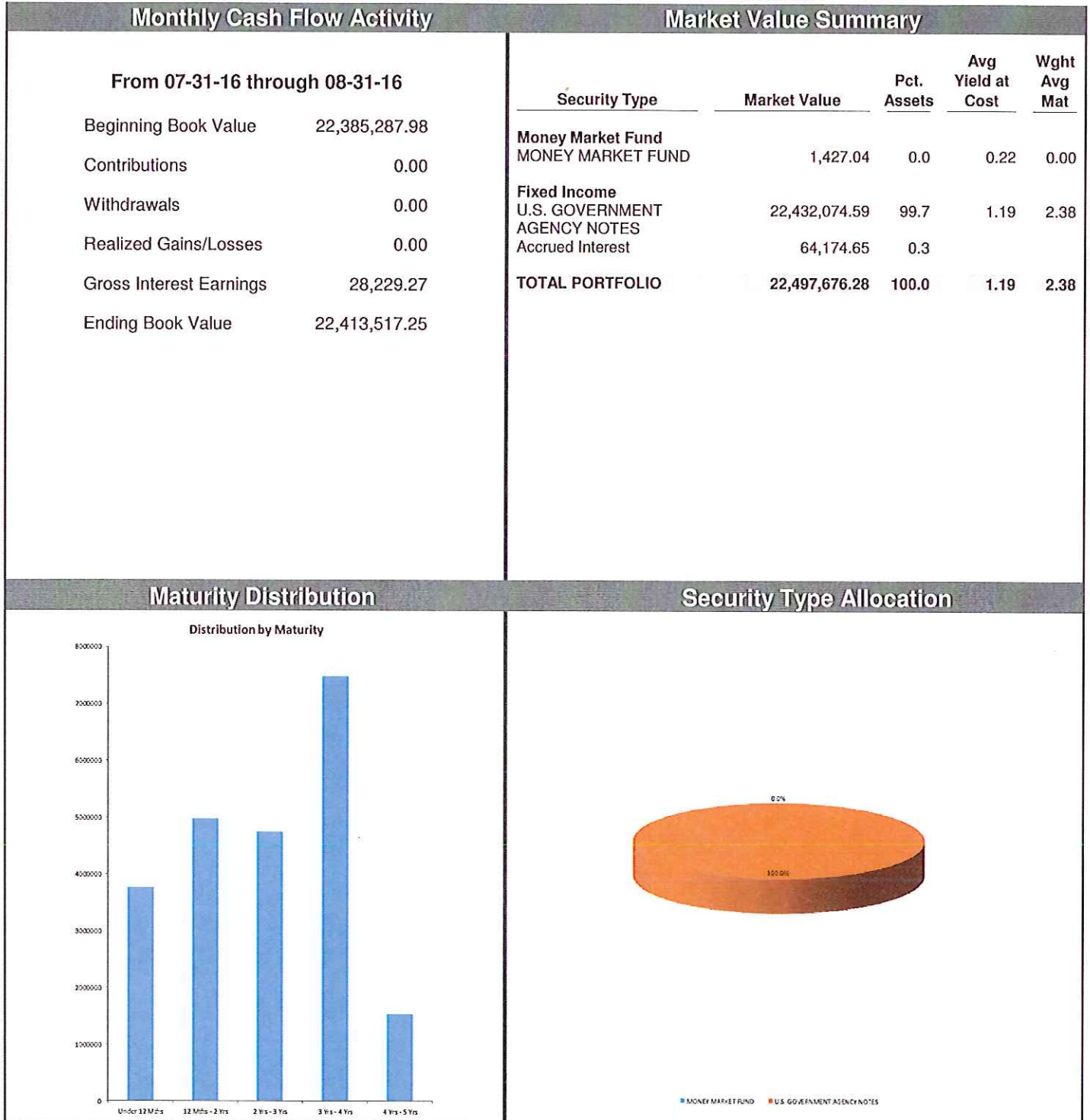
			Balance
Bank Balance - Regular Account			3,313,467.75
Financial Checks Outstanding	340,365.77		
Worker Comp Outstanding	834.98		
Payroll Checks Outstanding	<u>104,636.91</u>		
	(445,837.66)		2,867,630.09
Flex Spending Bank Acct	99.00		
Investments:			
Sweep Account	770,000.00		
Redtree Investments	22,413,517.25		
T. Rowe - Collins	304,397.68		532,347.79
T. Rowe - Bushman	0.00	304,397.68	<u>4,313.88</u>
Scudder - Collins	227,950.11		536,661.67
Scudder - Bushman	4,313.88	<u>232,263.99</u>	
Kanehl Stocks	4,867.38	<u>536,661.67</u>	
Star Ohio (22923)	38,992,861.17		
	0.00	38,992,861.17	
Star Plus 104791113939	6,312,498.42		
Fifth Third	<u>10,000,000.00</u>		
Total	<u>79,030,405.89</u>	79,030,405.89	81,898,134.98
Adjustments			
Deposits in Transit	2,692.07		
Expenses not posted	(1,513.73)		
Other adjustments (see below)	<u>0.00</u>		
Total	1,178.34		81,899,313.32
MCSD Balance			81,899,313.32
Difference Between Bank vs. Book			0.00

MEDINA CITY SCHOOLS

SALES TAX UPDATE

Date	Sales Tax Description	Receipts	Expenditures	Balance
July 1, 2016	Beginning Balance (071) Sales Tax and (002-9012) Bond			\$ 2,876,964.21
July	6 Month Asbestos Surveillance Inspection and Reports		\$525.00	\$ 2,876,439.21
	Service Agreement - Generator		\$17,761.00	\$ 2,858,678.21
	MHS Roof Replacement Specs Bidding and Supervision		\$2,079.00	\$ 2,856,599.21
	PAC Landscape Project		\$8,750.00	\$ 2,847,849.21
	MHS East Track Courtyard Landscape Project		\$3,875.00	\$ 2,843,974.21
August	Sales Tax Distribution	\$692,161.92		\$ 3,536,136.13
	MHS Roof Replacement Project, Roof Section E		\$114,831.00	\$ 3,421,305.13
	1st Quarter Fleet Master Lease Agreement		\$7,396.74	\$ 3,413,908.39
	MHS and Root Latex Track Resurfacing		\$31,210.08	\$ 3,382,698.31
	Spray Applied Fireproof for New Roof Section at MHS		\$15,000.00	\$ 3,367,698.31
	Fiscal Year Totals	\$692,161.92	\$201,427.82	

Monthly Investment Summary
Medina City School District
US Bank Custodian Acct Ending x70982
 August 31, 2016



Disclosures: RedTree's internal accounting system is the source of the market value of above account. Although obtained from a reliable source, we cannot guarantee accuracy. You should review statements provided by the custodian and compare with these statements.

Portfolio Holdings Report
Medina City School District
US Bank Custodian Acct Ending x70982
 August 31, 2016

Quantity	Cusip	Security Description	Moody's	S&P	Cost Basis	Market Value	Yield at Cost	Wtd Maturity
U.S. GOVERNMENT AGENCY NOTES								
2,000,000	3130A2DK9	Federal Home Ln Bank 0.590% Due 09-12-16	Aaa	AA+	1,998,460.00	2,000,142.00	0.63	0.03
1,750,000	3133782N0	Federal Home Ln Bank 0.875% Due 03-10-17	Aaa	AA+	1,748,915.00	1,752,929.50	0.90	0.52
1,650,000	3135G0PQ0	Federal Natl Mtg Assoc 0.875% Due 10-26-17	Aaa	AA+	1,642,657.50	1,652,813.25	1.03	1.14
2,045,000	3135G0TG8	Federal Natl Mtg Assoc 0.875% Due 02-08-18	Aaa	AA+	2,032,790.31	2,045,903.89	1.08	1.43
1,270,000	3134G9N60	Federal Home Ln Mtg 1.000% Due 07-27-18	Aaa	AA+	1,270,000.00	1,266,894.85	1.00	1.88
2,220,000	3137EADZ9	Federal Home Ln Mtg 1.125% Due 04-15-19	Aaa	AA+	2,219,267.40	2,228,702.40	1.14	2.57
2,500,000	3135G0K93	Federal Natl Mtg Assoc 1.250% Due 06-28-19	Aaa	AA+	2,500,000.00	2,499,552.50	1.25	2.76
2,420,000	3136G2RQ2	Federal Natl Mtg Assoc 1.400% Due 10-29-19	Aaa	AA+	2,420,000.00	2,420,198.44	1.40	3.07
2,245,000	3134G8VA4	Federal Home Ln Mtg 1.500% Due 12-30-19	Aaa	AA+	2,245,000.00	2,245,260.42	1.50	3.22
1,270,000	3136G3J71	Federal Natl Mtg Assoc 1.420% Due 07-27-20	Aaa	AA+	1,270,000.00	1,263,721.12	1.42	3.78
1,520,000	3136G35C5	Federal Natl Mtg Assoc 1.400% Due 08-28-20	Aaa	AA+	1,520,000.00	1,517,142.40	1.40	3.87
1,545,000	3136G34Y8	Federal Natl Mtg Assoc 1.600% Due 08-24-21	Aaa	AA+	1,545,000.00	1,538,813.82	1.60	4.77
	Accrued Interest					64,174.65		
					22,412,090.21	22,496,249.24	1.19	2.38
MONEY MARKET FUND								
	USBMMF	First American Treasury Obligations Fund			1,427.04	1,427.04	0.22	
TOTAL PORTFOLIO					22,413,517.25	22,497,676.28	1.19	2.38

Monthly Activity Reports
Medina City School District
US Bank Custodian Acct Ending x70982
From 08-01-16 Through 08-31-16

INCOME - SETTLED TRADES

Ex-Date	Pay-Date	Security	Amount
U.S. GOVERNMENT AGENCY NOTES			
08-08-2016	08-08-2016	Federal Natl Mtg Assoc 0.875% Due 02-08-18	8,946.88
08-26-2016	08-26-2016	Federal Home Ln Mtg 1.750% Due 05-26-21	7,350.00
08-26-2016	08-26-2016	Federal Natl Mtg Assoc 1.750% Due 02-26-21	11,856.25
			<hr/> 28,153.13
MONEY MARKET FUND			
08-02-2016	08-02-2016	First American Treasury Obligations Fund	76.14
			<hr/> 76.14
NET INCOME			<hr/> 28,229.27

Purchase and Sale
 Medina City School District
 US Bank Custodian Acct Ending x70982

From 08-01-16 To 08-31-16

Trade Date	Settle Date	Quantity	Security	Unit Price	Amount
PURCHASES					
08-26-2016	08-30-2016	1,520,000	Federal Natl Mtg Assoc 1.400% Due 08-28-20	100.00	1,520,000.00
08-26-2016	08-30-2016	1,545,000	Federal Natl Mtg Assoc 1.600% Due 08-24-21	100.00	1,545,000.00
					3,065,000.00
SALES					
08-26-2016	08-26-2016	1,680,000	Federal Home Ln Mtg 1.750% Due 05-26-21	100.00	1,680,000.00
08-26-2016	08-26-2016	1,355,000	Federal Natl Mtg Assoc 1.750% Due 02-26-21	100.00	1,355,000.00
					3,035,000.00

Realized Gains/Losses
Medina City School District
US Bank Custodian Acct Ending x70982
 From 08-01-16 Through 08-31-16

Open Date	Close Date	Quantity	Security	Cost Basis	Proceeds	Gain Or Loss	
						Short Term	Long Term
05-26-2016	08-26-2016	1,680,000	Federal Home Ln Mtg 1.750% Due 05-26-21	1,680,000.00	1,680,000.00	0.00	
02-26-2016	08-26-2016	1,355,000	Federal Natl Mtg Assoc 1.750% Due 02-26-21	1,355,000.00	1,355,000.00	0.00	
TOTAL GAINS						0.00	0.00
TOTAL LOSSES						0.00	0.00
TOTAL REALIZED GAIN/LOSS				3,035,000.00	3,035,000.00	0.00	0.00

ENV# CEBCBFSHBBFXSDB_BBBBB
FIFTH THIRD SECURITIES, INC.
MD IMOB2A
5050 KINGSLEY DRIVE
CINCINNATI, OH 45263

MEDINA CITY SCHOOLS
DAVID CHAMBERS
739 WEYMOUTH RD
MEDINA OH 44256



STATEMENT FOR THE PERIOD AUGUST 1, 2016 TO AUGUST 31, 2016

MEDINA CITY SCHOOLS - Corporation
Account Number: [REDACTED]

By the courtesy of:
LEE/CARTER/SAVAGE

For questions about your accounts:
Local: 614 744 5496
National: 800 228 8852

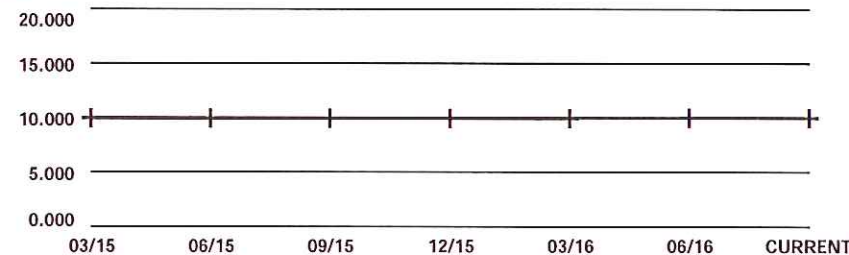
TOTAL VALUE OF YOUR PORTFOLIO **\$10,040,813.98**

FOR YOUR INFORMATION

Fifth Third Securities, Inc. Investments offered through Fifth Third Securities, Inc., member
FINRA/SIPC

CHANGE IN VALUE OF YOUR PORTFOLIO

\$ millions



Change In Value Of Your Portfolio information can be found in Miscellaneous Footnotes at the end of this statement.

Fifth Third Securities, Inc.

MN _CEBCBFSHBBFXSDB_BBBBB 20160831

Account carried with National Financial Services LLC, Member
NYSE, SIPC

Statement for the Period August 1, 2016 to August 31, 2016

MEDINA CITY SCHOOLS - Corporation
Account Number: [REDACTED]



Account Overview

CHANGE IN ACCOUNT VALUE	Current Period	Year-to-Date
BEGINNING VALUE	\$10,058,064.71	\$9,982,016.21
Additions and Withdrawals	(\$29,087.93)	(\$83,195.82)
Income	\$12,947.90	\$78,323.52
Taxes, Fees and Expenses	\$0.00	\$0.00
Change in Investment Value	(\$1,110.70)	\$63,670.07
ENDING VALUE (AS OF 08/31/16)	\$10,040,813.98	\$10,040,813.98


Refer to Miscellaneous Footnotes for more information on Change in Investment Value.

INCOME	Current Period	Year-to-Date
TAXABLE		
Taxable Dividends	\$4.47	\$124.79
Taxable Interest	\$12,943.43	\$78,198.73
TOTAL TAXABLE	\$12,947.90	\$78,323.52
TOTAL INCOME	\$12,947.90	\$78,323.52

Taxable income is determined based on information available to NFS at the time the statement was prepared, and is subject to change. Final information on taxation of interest and dividends is available on Form 1099-Div, which is mailed in February of the subsequent year.

ACCOUNT ALLOCATION

Money Markets 0.3%



CDs 99.7%

	Percent	Prior Period	Current Period
Money Markets	0.3 %	\$41,254.65	\$25,114.62
CDs	99.7	\$10,016,810.06	\$10,015,699.36
TOTAL	100.0 %	\$10,058,064.71	\$10,040,813.98

Account Allocation shows the percentage that each asset class represents of your total account value. Account Allocation for equities, fixed income, and other categories may include mutual funds and may be net of short positions. NFS has made assumptions concerning how certain mutual funds are allocated. Closed-end mutual funds and Exchange Traded Products (ETPs) listed on an exchange may be included in the equity allocation. The chart may not reflect your actual portfolio allocation. Consult your broker/dealer prior to making investment decisions.

Statement for the Period August 1, 2016 to August 31, 2016

MEDINA CITY SCHOOLS - Corporation
Account Number: [REDACTED]



Account Overview *continued*

MESSAGES AND ALERTS

Please note that the FDIC insured deposit at Fifth Third Bank under the Fifth Third BD Program is not covered by SIPC. The FDIC insured deposit is eligible for FDIC insurance subject to FDIC coverage limits at the time funds are deposited at Fifth Third Bank. As referenced in the Fifth Third BD Program disclosure document, clients are responsible for monitoring their total assets at Fifth Third Bank to determine the extent of available FDIC coverage.

National Financial Services LLC NFS is required by the Securities Exchange Act of 1934 to provide certain financial information from its Statement of Financial Condition. At December 31, 2015, NFS, an affiliate of Fidelity Brokerage Services LLC, had net capital of \$3,377 million, which was 13.81 percent of aggregate debit items and exceeded its minimum requirement by \$2,888 million. To acquire the Statement of Financial Condition, log on to www.mybrokerageinfo.com.

Fifth Third Securities reminds you to please promptly report any inaccuracies or discrepancies in your account to Brokerage Operations by calling 1-888-889-1025. Please reconfirm any oral communications in writing to your Investment Professional to further protect your rights under the Securities Investor Protection Act SIPA. National Financial Services will never contact customers in relation to requests for banking credentials.

Statement for the Period August 1, 2016 to August 31, 2016

MEDINA CITY SCHOOLS - Corporation
Account Number: [REDACTED]



Holdings

NFS-provided cost basis, realized gain (loss) and holding period information may not reflect all adjustments necessary for tax purposes. Please refer to Footnotes and Cost Basis Information at the end of this statement for more information.

For additional information regarding your holdings, please refer to the footnotes at the end of the statement.

CASH AND CASH EQUIVALENTS - 0.25% of Total Account Value

Description	Symbol/Cusip Account Type	Quantity	Price on 08/31/16	Current Market Value	Estimated Annual Income
Money Markets					
FEDERATED US TREAS OBLIGATION INSTIT 7 DAY YIELD .18% Dividend Option Cash Capital Gain Option Cash	QTOIQ CASH	25,114.62	\$1.00	\$25,114.62	
Total Cash and Cash Equivalents				\$25,114.62	

HOLDINGS > FIXED INCOME - 99.75% of Total Account Value

For an explanation of fixed income pricing, please see the last page. Redemption schedule(s), bond rating(s), and other information are provided where available. If information does not appear regarding a particular investment, it is not available. The ratings on this statement are provided by Standard & Poor's and/or Moody's to rate the quality based on the respective rating agency's assessment. "Ratings information from Standard & Poor's ("S&P") may not be reproduced. S&P credit ratings are statements of opinion and are not statements of fact or recommendations to purchase, hold, or sell securities, nor do they address the suitability of securities for investment purposes, and should not be relied on as investment advice. S&P does not guarantee the accuracy, completeness, timeliness or availability of any information, including ratings, and is not responsible for errors or omissions (negligent or otherwise). S&P gives no express or implied warranties, including but not limited to any warranties of merchantability or fitness for a particular purpose or use. S&P shall not be liable for any direct, indirect, incidental, exemplary, compensatory, punitive, special or consequential damages, costs, expenses, legal fees, or losses (including lost income or profits and opportunity costs) in connection with any use of ratings."

Accrued Interest - Represents interest accumulated since the last coupon date on certain fixed income securities which may not yet have been paid by the issuer or received by NFS. There is no guarantee that the accrued interest will be paid by the issuer.

Description	Symbol/Cusip Account Type	Quantity	Estimated Price on 08/31/16	Estimated Current Market Value	Estimated Annual Income	Total Cost Basis	Unrealized Gain (Loss)
-------------	------------------------------	----------	-----------------------------------	--------------------------------------	----------------------------	---------------------	---------------------------

CDs

Statement for the Period August 1, 2016 to August 31, 2016

MEDINA CITY SCHOOLS - Corporation
Account Number: [REDACTED]



HOLDINGS > FIXED INCOME *continued*

Description	Symbol/Cusip Account Type	Quantity	Estimated Price on 08/31/16	Estimated Current Market Value	Estimated Annual Income	Total Cost Basis	Unrealized Gain (Loss)
<p>Certificates of Deposit (CDs), including Market Indexed CDs and Market Linked CDs (collectively, MCDs) are generally shown at estimated market prices based upon a matrix or model pricing method that may not represent the actual price if sold prior to maturity. However, CDs and MCDs may be shown at face value for up to seven calendar days from date of issue if estimated market prices have not been received from a third party pricing vendor. The actual value of CDs and MCDs may be different from their purchase price. CDs and MCDs are subject to interest rate risk. The estimated market price reflected for MCDs may not be based on the actual closing value of the linked market index on the final maturity date and the market value of MCDs may not correspond directly to increases or decreases in the underlying linked market index. You may sell CDs or MCDs in the secondary market subject to market conditions. The secondary market for CDs and MCDs is generally illiquid. If sold prior to maturity, the value of MCDs may be less than the purchase amount or face value. The sale or redemption of any fixed income security prior to maturity may result in a substantial gain or loss, and an early withdrawal penalty may apply. Certain MCDs may only be redeemed on pre-specified liquidation dates and may have call features that allow the issuer to call the MCD prior to maturity. Certain Step Rate CDs are also subject to reinvestment risk if call provisions are exercised by the issuer and if a CD with a comparable rate is not available.</p> <p>See sales materials or contact your broker/dealer for additional information.</p>							
BANK RHODE IS PROVIDENCE RI 0.75000% 01/23/2017 CD FDIC INSURED CPN PMT MONTHLY Next Interest Payable: 09/23/16 Estimated Yield 0.74% Accrued Interest \$46.23 Average Unit Cost \$1.00 Adjusted Cost Basis	064577CB3 CASH	250,000	\$1.00095	\$250,237.50	\$1,875.00	\$250,000.00	
						\$250,000.00	D \$237.50
BROOKLINE BK MASS CD 0.75000% 01/23/2017 FDIC INSURED CPN PMT MONTHLY Next Interest Payable: 09/23/16 Estimated Yield 0.74% Accrued Interest \$46.23 Average Unit Cost \$1.00 Adjusted Cost Basis	11373QAS7 CASH	250,000	\$1.00095	\$250,237.50	\$1,875.00	\$250,000.00	
						\$250,000.00	D \$237.50
FIRST IPSWICH BANCORP 0.75000% 01/23/2017 CD FDIC INSURED CPN PMT MONTHLY Next Interest Payable: 09/23/16 Estimated Yield 0.74% Accrued Interest \$46.23 Average Unit Cost \$1.00 Adjusted Cost Basis	320637AF8 CASH	250,000	\$1.00095	\$250,237.50	\$1,875.00	\$250,000.00	
						\$250,000.00	D \$237.50

Fifth Third Securities, Inc.

Account carried with National Financial Services LLC, Member
NYSE, SIPC

MN _CEBCBFSHBBFXSDB_BBBBB 20160831

Statement for the Period August 1, 2016 to August 31, 2016

MEDINA CITY SCHOOLS - Corporation
Account Number: [REDACTED]



HOLDINGS > FIXED INCOME *continued*

Description	Symbol/Cusip Account Type	Quantity	Estimated Price on 08/31/16	Estimated Current Market Value	Estimated Annual Income	Total Cost Basis	Unrealized Gain (Loss)
BANK INDIA NEW YORK N Y CD 0.80000% 01/25/2017 FDIC INSURED CPN PMT @ MATURITY ON JAN 25 1ST CPN DTE 01/25/2017 Average Unit Cost \$1.00	06279HGJ6 CASH	248,000	\$1.00154	\$248,381.92		\$248,000.00	\$381.92
BANK OF CHINA NY BR CD 0.85000% 01/27/2017 FDIC INSURED CPN PMT @ MATURITY ON JAN 27 1ST CPN DTE 01/27/2017 Average Unit Cost \$1.00	06426TNQ8 CASH	248,000	\$1.00136	\$248,337.28		\$248,000.00	\$337.28
SOUTHWEST BK FT WORTH TEX 0.75000% 01/27/2017 CD FDIC INSURED CPN PMT MONTHLY Next Interest Payable: 09/27/16 Estimated Yield 0.74% Accrued Interest \$25.68 Average Unit Cost \$1.00 Adjusted Cost Basis	844772AZ6 CASH	250,000	\$1.00098	\$250,245.00	\$1,875.00	\$250,000.00	
						\$250,000.00 D	\$245.00
WHITNEY BK GULFPORT MS CD 0.85000% 01/27/2017 FDIC INSURED CPN PMT @ MATURITY ON JAN 27 1ST CPN DTE 01/27/2017 Accrued Interest \$1259.02 Average Unit Cost \$1.00	966594AP8 CASH	248,000	\$1.0016	\$248,396.80		\$248,000.00	\$396.80
BIDDEFORD SVGS BANK CD 0.70000% 01/30/2017 FDIC INSURED CPN PMT MONTHLY Next Interest Payable: 09/30/16 Estimated Yield 0.69% Accrued Interest \$19.18 Average Unit Cost \$1.00 Adjusted Cost Basis	08883AAS1 CASH	250,000	\$1.0008	\$250,200.00	\$1,750.00	\$250,000.00	
						\$250,000.00 D	\$200.00

Fifth Third Securities, Inc.

MN _CEBCBFSHBBFXSDB_BBBBB 20160831

Account carried with National Financial Services LLC, Member
NYSE, SIPC

Statement for the Period August 1, 2016 to August 31, 2016

MEDINA CITY SCHOOLS - Corporation
Account Number: [REDACTED]



HOLDINGS > FIXED INCOME *continued*

Description	Symbol/Cusip Account Type	Quantity	Estimated Price on 08/31/16	Estimated Current Market Value	Estimated Annual Income	Total Cost Basis	Unrealized Gain (Loss)
FIRST NIAGARA BK N A NY 0.80000%	33583CMP1	250,000	\$1.0012	\$250,300.00	\$2,000.00	\$250,000.00	
01/30/2017 CD FDIC INSURED	CASH						
CPN PMT SEMI-ANNUAL							
ON JUL 30, JAN 30							
Next Interest Payable: 01/30/17							
Estimated Yield 0.79%							
Accrued Interest \$180.82							
Average Unit Cost \$1.00							
Adjusted Cost Basis						\$250,000.00	\$300.00
MERRICK BK SOUTH JORDAN UTAH 0.75000%	59013JDA4	250,000	\$1.00187	\$250,467.50	\$1,875.00	\$250,000.00	
01/30/2017 CD FDIC INSURED	CASH						
CPN PMT MONTHLY							
Next Interest Payable: 09/30/16							
Estimated Yield 0.74%							
Accrued Interest \$20.55							
Average Unit Cost \$1.00							
Adjusted Cost Basis						\$250,000.00	\$467.50
PEOPLES UNITED BANK CD 0.75000%	71270QLR5	250,000	\$1.00196	\$250,490.00	\$1,875.00	\$250,000.00	
01/30/2017 FDIC INSURED	CASH						
CPN PMT SEMI-ANNUAL							
ON JUL 28, JAN 28							
Next Interest Payable: 01/28/17							
Estimated Yield 0.74%							
Accrued Interest \$179.79							
Average Unit Cost \$1.00							
Adjusted Cost Basis						\$250,000.00	\$490.00
PLATINUM BK BRANDON FLA 0.70000%	72766HBM6	250,000	\$1.00203	\$250,507.50	\$1,750.00	\$250,000.00	
02/06/2017 CD FDIC INSURED	CASH						
CPN PMT MONTHLY							
Next Interest Payable: 09/06/16							
Estimated Yield 0.69%							
Accrued Interest \$124.66							
Average Unit Cost \$1.00							
Adjusted Cost Basis						\$250,000.00	\$507.50

Fifth Third Securities, Inc.

Account carried with National Financial Services LLC, Member
NYSE, SIPC

MN _CEBCBFSHBBFXSDB_BBBBB 20160831

Statement for the Period August 1, 2016 to August 31, 2016

MEDINA CITY SCHOOLS - Corporation
Account Number: [REDACTED]



HOLDINGS > FIXED INCOME *continued*

Description	Symbol/Cusip Account Type	Quantity	Estimated Price on 08/31/16	Estimated Current Market Value	Estimated Annual Income	Total Cost Basis	Unrealized Gain (Loss)
WINTER HILL BANK FSB 0.70000% 02/10/2017 FDIC INSURED CPN PMT MONTHLY Next Interest Payable: 09/11/16 Estimated Yield 0.69% Accrued Interest \$100.68 Average Unit Cost \$1.00 Adjusted Cost Basis	975875AC9 CASH	250,000	\$1.00207	\$250,517.50	\$1,750.00	\$250,000.00	
						\$250,000.00	D \$517.50
WELCH ST BK OKLA CD 0.70000% 02/17/2017 FDIC INSURED CPN PMT MONTHLY Next Interest Payable: 09/18/16 Estimated Yield 0.69% Accrued Interest \$67.12 Average Unit Cost \$1.00 Adjusted Cost Basis	949095AR4 CASH	250,000	\$1.00211	\$250,527.50	\$1,750.00	\$250,000.00	
						\$250,000.00	D \$527.50
BBCN BK LOS ANGELES CA 0.75000% 02/21/2017 CD FDIC INSURED CPN PMT MONTHLY Next Interest Payable: 09/20/16 Estimated Yield 0.74% Accrued Interest \$61.64 Average Unit Cost \$1.00 Adjusted Cost Basis	073296BL8 CASH	250,000	\$1.00098	\$250,245.00	\$1,875.00	\$250,000.00	
						\$250,000.00	D \$245.00
CENTENNIAL BK CENTENNIAL CO CD 1.05000% 10/30/2017 FDIC INSURED CPN PMT SEMI-ANNUAL ON JUL 29, JAN 29 Next Interest Payable: 01/29/17 Estimated Yield 1.04% Accrued Interest \$242.56 Average Unit Cost \$1.00 Adjusted Cost Basis	15136JCG6 CASH	248,000	\$1.00306	\$248,758.88	\$2,604.00	\$248,000.00	
						\$248,000.00	D \$758.88

Fifth Third Securities, Inc.

Account carried with National Financial Services LLC, Member
NYSE, SIPC

MN _CEBCBFHBBFXSDB_BBBBB 20160831

Statement for the Period August 1, 2016 to August 31, 2016

MEDINA CITY SCHOOLS - Corporation
Account Number: [REDACTED]



HOLDINGS > FIXED INCOME *continued*

Description	Symbol/Cusip Account Type	Quantity	Estimated Price on 08/31/16	Estimated Current Market Value	Estimated Annual Income	Total Cost Basis	Unrealized Gain (Loss)
BMO HARRIS BK NATL ASSN CHICAG CD 1.10000% 01/19/2018 FDIC INSURED CPN PMT SEMI-ANNUAL ON JUL 20, JAN 20 Next Interest Payable: 01/20/17 Estimated Yield 1.09% Accrued Interest \$321.38 Average Unit Cost \$1.00 Adjusted Cost Basis	05581WCD5 CASH	248,000	\$1.00824	\$250,043.52	\$2,728.00	\$248,000.00	
						\$248,000.00	\$2,043.52
ALLY BK MIDVALE UTAH CD 1.40000% 01/22/2018 FDIC INSURED CPN PMT SEMI-ANNUAL ON JUL 22, JAN 22 Next Interest Payable: 01/22/17 Estimated Yield 1.38% Accrued Interest \$393.15 Average Unit Cost \$1.00 Adjusted Cost Basis	02006LND1 CASH	250,000	\$1.00781	\$251,952.50	\$3,500.00	\$250,000.00	
						\$250,000.00	\$1,952.50
CAPITAL ONE BK USA NATL ASSN 1.25000% 01/22/2018 CD FDIC INSURED CPN PMT SEMI-ANNUAL ON JUL 22, JAN 22 Next Interest Payable: 01/22/17 Estimated Yield 1.24% Accrued Interest \$351.03 Average Unit Cost \$1.00 Adjusted Cost Basis	140420RH5 CASH	250,000	\$1.00576	\$251,440.00	\$3,125.00	\$250,000.00	
						\$250,000.00	\$1,440.00
GOLDMAN SACHS BK USA NY CD 1.40000% 01/22/2018 FDIC INSURED CPN PMT SEMI-ANNUAL ON JUL 21, JAN 21 Next Interest Payable: 01/21/17 Estimated Yield 1.38% Accrued Interest \$402.74 Average Unit Cost \$1.00 Adjusted Cost Basis	38148JHX2 CASH	250,000	\$1.00781	\$251,952.50	\$3,500.00	\$250,000.00	
						\$250,000.00	\$1,952.50

Fifth Third Securities, Inc.

Account carried with National Financial Services LLC, Member
NYSE, SIPC

MN _CEBCBFSHBBFXSDB_BBBBBB 20160831

Statement for the Period August 1, 2016 to August 31, 2016

MEDINA CITY SCHOOLS - Corporation
Account Number: [REDACTED]



HOLDINGS > FIXED INCOME *continued*

Description	Symbol/Cusip Account Type	Quantity	Estimated Price on 08/31/16	Estimated Current Market Value	Estimated Annual Income	Total Cost Basis	Unrealized Gain (Loss)
BMW BK NORTH AMER SALT LAKE 1.35000% 01/23/2018 CD FDIC INSURED CPN PMT SEMI-ANNUAL ON JUL 23, JAN 23 Next Interest Payable: 01/23/17 Estimated Yield 1.34% Accrued Interest \$369.86 Average Unit Cost \$1.00 Adjusted Cost Basis	05580ABB9 CASH	250,000	\$1.00713	\$251,782.50	\$3,375.00	\$250,000.00	
						\$250,000.00	\$1,782.50
DISCOVER BK CD 1.30000% 01/29/2018 FDIC INSURED CPN PMT SEMI-ANNUAL ON JUL 28, JAN 28 Next Interest Payable: 01/28/17 Estimated Yield 1.29% Accrued Interest \$311.64 Average Unit Cost \$1.00 Adjusted Cost Basis	254672GB8 CASH	250,000	\$1.00648	\$251,620.00	\$3,250.00	\$250,000.00	
						\$250,000.00	\$1,620.00
ISRAEL DISC BK NEW YORK N Y CD 1.25000% 01/29/2018 FDIC INSURED CPN PMT SEMI-ANNUAL ON JUL 28, JAN 28 Next Interest Payable: 01/28/17 Average Unit Cost \$1.00	465076JE8 CASH	248,000	\$1.0069	\$249,711.20		\$248,000.00	\$1,711.20
SALLIE MAE BK SLT LAKE CITY UT CD 1.20000% 01/29/2018 FDIC INSURED CPN PMT SEMI-ANNUAL ON JUL 27, JAN 27 Next Interest Payable: 01/27/17 Estimated Yield 1.19% Accrued Interest \$293.52 Average Unit Cost \$1.00 Adjusted Cost Basis	795450XV2 CASH	248,000	\$1.0069	\$249,711.20	\$2,976.00	\$248,000.00	
						\$248,000.00	\$1,711.20

Statement for the Period August 1, 2016 to August 31, 2016

MEDINA CITY SCHOOLS - Corporation
Account Number: [REDACTED]



HOLDINGS > FIXED INCOME *continued*

Description	Symbol/Cusip Account Type	Quantity	Estimated Price on 08/31/16	Estimated Current Market Value	Estimated Annual Income	Total Cost Basis	Unrealized Gain (Loss)
SYNOVUS BK COLUMBUS GA 1.10000% 01/29/2018 CD FDIC INSURED CPN PMT SEMI-ANNUAL ON JUL 29, JAN 29 Next Interest Payable: 01/29/17 Estimated Yield 1.09% Accrued Interest \$256.16 Average Unit Cost \$1.00 Adjusted Cost Basis	87164DGM6 CASH	250,000	\$1.00371	\$250,927.50	\$2,750.00	\$250,000.00	
						\$250,000.00	\$927.50
AMERICAN EXPRESS CENTRN 1.30000% 01/30/2018 CD FDIC INSURED CPN PMT SEMI-ANNUAL ON JUL 30, JAN 30 Next Interest Payable: 01/30/17 Estimated Yield 1.29% Accrued Interest \$293.84 Average Unit Cost \$1.00 Adjusted Cost Basis	02587DXC7 CASH	250,000	\$1.00648	\$251,620.00	\$3,250.00	\$250,000.00	
						\$250,000.00	\$1,620.00
CARDINAL BK NATL ASSN VA 1.10000% 01/30/2018 CD FDIC INSURED CPN PMT MONTHLY Next Interest Payable: 09/30/16 Estimated Yield 1.09% Accrued Interest \$30.14 Average Unit Cost \$1.00 Adjusted Cost Basis	14147VEK8 CASH	250,000	\$1.00371	\$250,927.50	\$2,750.00	\$250,000.00	
						\$250,000.00	\$927.50
CUSTOMERS BK PHOENIXVILLE PA 1.15000% 01/30/2018 CD FDIC INSURED CPN PMT MONTHLY Next Interest Payable: 09/30/16 Estimated Yield 1.14% Accrued Interest \$31.51 Average Unit Cost \$1.00 Adjusted Cost Basis	23204HCK2 CASH	250,000	\$1.00441	\$251,102.50	\$2,875.00	\$250,000.00	
						\$250,000.00	\$1,102.50

Fifth Third Securities, Inc.

Account carried with National Financial Services LLC, Member
NYSE, SIPC

MN _CEBCBFHBBFXSDB_BBBBBB 20160831

Statement for the Period August 1, 2016 to August 31, 2016

MEDINA CITY SCHOOLS - Corporation

Account Number: [REDACTED]



HOLDINGS > FIXED INCOME *continued*

Description	Symbol/Cusip Account Type	Quantity	Estimated Price on 08/31/16	Estimated Current Market Value	Estimated Annual Income	Total Cost Basis	Unrealized Gain (Loss)
MEDALLION BK UTAH CD 1.15000% 01/30/2018	58403BU87	250,000	\$1.0044	\$251,100.00	\$2,875.00	\$250,000.00	
FDIC INSURED	CASH						
CPN PMT SEMI-ANNUAL							
ON JUL 30, JAN 30							
Next Interest Payable: 01/30/17							
Estimated Yield 1.14%							
Accrued Interest \$259.93							
Average Unit Cost \$1.00							
Adjusted Cost Basis						\$250,000.00	\$1,100.00
FARM BUR BK FSB NV CD 1.05000%	307660JC5	250,000	\$1.00301	\$250,752.50	\$2,625.00	\$250,000.00	
02/02/2018 FDIC INSURED	CASH						
CPN PMT MONTHLY							
Next Interest Payable: 09/02/16							
Estimated Yield 1.04%							
Accrued Interest \$215.75							
Average Unit Cost \$1.00							
Adjusted Cost Basis						\$250,000.00	\$752.50
BANK OF GEORGETOWN WASH DC CD 1.00000%	06424XC86	248,000	\$1.00714	\$249,770.72	\$2,480.00	\$248,000.00	
02/12/2018 FDIC INSURED	CASH						
CPN PMT SEMI-ANNUAL							
ON AUG 12, FEB 12							
Next Interest Payable: 02/12/17							
Estimated Yield 0.99%							
Accrued Interest \$135.89							
Average Unit Cost \$1.00							
Adjusted Cost Basis						\$248,000.00	\$1,770.72
STEARNS BK NA ST CLOUD MN CD 1.00000%	857894QQ5	248,000	\$1.00642	\$249,592.16	\$2,480.00	\$248,000.00	
02/12/2018 FDIC INSURED	CASH						
CPN PMT MONTHLY							
Next Interest Payable: 09/12/16							
Estimated Yield 0.99%							
Accrued Interest \$135.89							
Average Unit Cost \$1.00							
Adjusted Cost Basis						\$248,000.00	\$1,592.16

Fifth Third Securities, Inc.

Account carried with National Financial Services LLC, Member
NYSE, SIPC

MN _CEBCBFSHBBFXSDB_BBBBB 20160831

Statement for the Period August 1, 2016 to August 31, 2016

MEDINA CITY SCHOOLS - Corporation
Account Number: [REDACTED]



HOLDINGS > FIXED INCOME *continued*

Description	Symbol/Cusip Account Type	Quantity	Estimated Price on 08/31/16	Estimated Current Market Value	Estimated Annual Income	Total Cost Basis	Unrealized Gain (Loss)
LANDMARK CMNTY BK TN CD 1.05000% 02/13/2018 FDIC INSURED CPN PMT MONTHLY Next Interest Payable: 09/13/16 Estimated Yield 1.04% Accrued Interest \$136.64 Average Unit Cost \$1.00 Adjusted Cost Basis	51507LAS3 CASH	250,000	\$1.00299	\$250,747.50	\$2,625.00	\$250,000.00	
						\$250,000.00	D \$747.50
BANK NORTH CAROLINA NC CD 1.05000% 02/20/2018 FDIC INSURED CPN PMT MONTHLY Next Interest Payable: 09/19/16 Estimated Yield 1.04% Accrued Interest \$92.75 Average Unit Cost \$1.00 Adjusted Cost Basis	06414QXP9 CASH	248,000	\$1.0066	\$249,636.80	\$2,604.00	\$248,000.00	
						\$248,000.00	D \$1,636.80
EAGLEBANK BETHESDA MD CD 1.00000% 02/20/2018 FDIC INSURED CPN PMT MONTHLY Next Interest Payable: 09/19/16 Estimated Yield 0.99% Accrued Interest \$89.04 Average Unit Cost \$1.00 Adjusted Cost Basis	27002YCS3 CASH	250,000	\$1.00645	\$251,612.50	\$2,500.00	\$250,000.00	
						\$250,000.00	D \$1,612.50
KEY BK NATL ASSN OHIO CD 1.15000% 02/20/2018 FDIC INSURED CPN PMT SEMI-ANNUAL ON AUG 17, FEB 17 Next Interest Payable: 02/17/17 Estimated Yield 1.14% Accrued Interest \$117.21 Average Unit Cost \$1.00 Adjusted Cost Basis	49306SWE2 CASH	248,000	\$1.00659	\$249,634.32	\$2,852.00	\$248,000.00	
						\$248,000.00	D \$1,634.32

Fifth Third Securities, Inc.

Account carried with National Financial Services LLC, Member
NYSE, SIPC

MN _CEBCBFSHBBFXSDB_BBBBB 20160831

Statement for the Period August 1, 2016 to August 31, 2016

MEDINA CITY SCHOOLS - Corporation
Account Number: [REDACTED]



HOLDINGS > FIXED INCOME *continued*

Description	Symbol/Cusip Account Type	Quantity	Estimated Price on 08/31/16	Estimated Current Market Value	Estimated Annual Income	Total Cost Basis	Unrealized Gain (Loss)
COMMUNITY FINL SVCS BK KY CD 1.05000% 05/17/2018 FDIC INSURED CPN PMT MONTHLY Next Interest Payable: 09/17/16 Estimated Yield 1.04% Accrued Interest \$107.01 Average Unit Cost \$1.00 Adjusted Cost Basis	20364ABC8 CASH	248,000	\$1.00892	\$250,212.16	\$2,604.00	\$248,000.00	
						\$248,000.00	D \$2,212.16
FIRSTBANK PR SANTURCE CD 1.35000% 07/30/2018 FDIC INSURED CPN PMT MONTHLY Next Interest Payable: 09/29/16 Estimated Yield 1.33% Accrued Interest \$27.52 Average Unit Cost \$1.00 Adjusted Cost Basis	33767AUS8 CASH	248,000	\$1.01032	\$250,559.36	\$3,348.00	\$248,000.00	
						\$248,000.00	D \$2,559.36
ORIENTAL B&T SAN JUAN PR CD 1.30000% 08/10/2018 FDIC INSURED CPN PMT SEMI-ANNUAL ON AUG 10, FEB 10 Next Interest Payable: 02/10/17 Estimated Yield 1.28% Accrued Interest \$194.32 Average Unit Cost \$1.00 Adjusted Cost Basis	686184WR9 CASH	248,000	\$1.01036	\$250,569.28	\$3,224.00	\$248,000.00	
						\$248,000.00	D \$2,569.28
FIRST FINL NORTHWEST BK RENTON CD 1.15000% 08/20/2018 FDIC INSURED CPN PMT MONTHLY Next Interest Payable: 09/19/16 Estimated Yield 1.13% Accrued Interest \$101.58 Average Unit Cost \$1.00 Adjusted Cost Basis	32022MAG3 CASH	248,000	\$1.01062	\$250,633.76	\$2,852.00	\$248,000.00	
						\$248,000.00	D \$2,633.76
Total CDs		9,970,000		\$10,015,699.36	\$91,877.00	\$9,970,000.00	\$45,699.36
Total Fixed Income		9,970,000		\$10,015,699.36	\$91,877.00	\$9,970,000.00	\$45,699.36

Fifth Third Securities, Inc.

Account carried with National Financial Services LLC, Member
NYSE, SIPC

MN _CEBCBFSHBBFXSDB_BBBBBB 20160831

Statement for the Period August 1, 2016 to August 31, 2016

MEDINA CITY SCHOOLS - Corporation
Account Number: [REDACTED]



HOLDINGS *continued*

	Quantity	Price on 08/31/16	Current Market Value	Estimated Annual Income	Total Cost Basis	Unrealized Gain (Loss)
Total Securities			\$10,015,699.36	\$91,877.00	\$9,970,000.00	\$45,699.36
TOTAL PORTFOLIO VALUE			\$10,040,813.98	\$91,877.00	\$9,970,000.00	\$45,699.36

Activity

CORE FUND ACTIVITY

Settlement Date	Account Type	Transaction	Description	Quantity	Amount
08/01/16	CASH	YOU BOUGHT	FEDERATED US TREAS OBLIGATION INSTIT @ 1	4,816.12	(\$4,816.12)
08/02/16	CASH	YOU SOLD	FEDERATED US TREAS OBLIGATION INSTIT @ 1	(19,108.18)	\$19,108.18
08/08/16	CASH	YOU BOUGHT	FEDERATED US TREAS OBLIGATION INSTIT @ 1	148.63	(\$148.63)
08/10/16	CASH	YOU BOUGHT	FEDERATED US TREAS OBLIGATION INSTIT @ 1	1,607.58	(\$1,607.58)
08/11/16	CASH	YOU BOUGHT	FEDERATED US TREAS OBLIGATION INSTIT @ 1	148.63	(\$148.63)
08/12/16	CASH	YOU BOUGHT	FEDERATED US TREAS OBLIGATION INSTIT @ 1	1,447.23	(\$1,447.23)
08/15/16	CASH	YOU BOUGHT	FEDERATED US TREAS OBLIGATION INSTIT @ 1	222.95	(\$222.95)

Fifth Third Securities, Inc.

Account carried with National Financial Services LLC, Member
NYSE, SIPC

MN _CEBCBF5HBBFXSDB_BBBBB 20160831

Statement for the Period August 1, 2016 to August 31, 2016

MEDINA CITY SCHOOLS - Corporation
Account Number: [REDACTED]



CORE FUND ACTIVITY *continued*

Settlement Date	Account Type	Transaction	Description	Quantity	Amount
08/17/16	CASH	YOU BOUGHT	FEDERATED US TREAS OBLIGATION INSTIT @ 1	1,643.25	(\$1,643.25)
08/18/16	CASH	YOU BOUGHT	FEDERATED US TREAS OBLIGATION INSTIT @ 1	148.63	(\$148.63)
08/19/16	CASH	YOU BOUGHT	FEDERATED US TREAS OBLIGATION INSTIT @ 1	675.71	(\$675.71)
08/22/16	CASH	YOU BOUGHT	FEDERATED US TREAS OBLIGATION INSTIT @ 1	159.25	(\$159.25)
08/23/16	CASH	YOU BOUGHT	FEDERATED US TREAS OBLIGATION INSTIT @ 1	477.75	(\$477.75)
08/29/16	CASH	YOU BOUGHT	FEDERATED US TREAS OBLIGATION INSTIT @ 1	443.6	(\$443.60)
08/30/16	CASH	YOU BOUGHT	FEDERATED US TREAS OBLIGATION INSTIT @ 1	785.62	(\$785.62)
08/31/16	CASH	YOU SOLD	FEDERATED US TREAS OBLIGATION INSTIT @ 1	(9,756.8)	\$9,756.80
TOTAL CORE FUND ACTIVITY					\$16,140.03

ACTIVITY > ADDITIONS AND WITHDRAWALS > OTHER ADDITIONS AND WITHDRAWALS

Date	Account Type	Transaction	Description	Quantity	Amount
Other Additions and Withdrawals					
08/02/16	CASH	WIRE TRANS TO BANK	WD51190912		(\$19,331.13)

Fifth Third Securities, Inc.

Account carried with National Financial Services LLC, Member
NYSE, SIPC

MN _CEBCBFSHBBFXSDB_BBBBB 20160831

Statement for the Period August 1, 2016 to August 31, 2016

MEDINA CITY SCHOOLS - Corporation
Account Number: [REDACTED]



ACTIVITY > ADDITIONS AND WITHDRAWALS > OTHER ADDITIONS AND WITHDRAWALS *continued*

Date	Account Type	Transaction	Description	Quantity	Amount
08/31/16	CASH	WIRE TRANS TO BANK	WD51344159		(\$9,756.80)
Total Other Additions and Withdrawals					(\$29,087.93)
TOTAL ADDITIONS AND WITHDRAWALS					(\$29,087.93)

ACTIVITY > INCOME > TAXABLE INCOME

Settlement Date	Account Type	Transaction	Description	Quantity	Amount
Taxable Dividends					
07/29/16	CASH	DIVIDEND RECEIVED	FEDERATED US TREAS OBLIGATION INSTIT DIVIDEND RECEIVED		\$4.47
Total Taxable Dividends					\$4.47
Taxable Interest					
07/30/16	CASH	INTEREST	BIDDEFORD SVGS BANK CD 0.70000% 01/30/2017		\$143.84
07/30/16	CASH	INTEREST	CARDINAL BK NATL ASSN VA 1.10000% 01/30/2018 CD		\$226.03
07/30/16	CASH	INTEREST	CUSTOMERS BK PHOENIXVILLE PA 1.15000% 01/30/2018 CD		\$236.30
07/30/16	CASH	INTEREST	FIRST NIAGARA BK N A NY 0.80000% 01/30/2017 CD		\$997.26
07/30/16	CASH	INTEREST	MEDALLION BK UTAH CD 1.15000% 01/30/2018		\$1,433.56
07/30/16	CASH	INTEREST	MERRICK BK SOUTH JORDAN UTAH 0.75000% 01/30/2017 CD		\$154.11

Fifth Third Securities, Inc.

Account carried with National Financial Services LLC, Member
NYSE, SIPC

MN _CEBCBFSHBBFXSDB_BBBBB 20160831

Statement for the Period August 1, 2016 to August 31, 2016

MEDINA CITY SCHOOLS - Corporation
Account Number: [REDACTED]



ACTIVITY> INCOME > TAXABLE INCOME *continued*

Settlement Date	Account Type	Transaction	Description	Quantity	Amount
08/01/16	CASH	INTEREST	AMERICAN EXPRESS CENTRN 1.30000% 01/30/2018 CD		\$1,620.55
08/02/16	CASH	INTEREST	FARM BUR BK FSB NV CD 1.05000% 02/02/2018		\$222.95
08/06/16	CASH	INTEREST	PLATINUM BK BRANDON FLA 0.70000% 02/06/2017 CD		\$148.63
08/10/16	CASH	INTEREST	ORIENTAL B&T SAN JUAN PR CD 1.30000% 08/10/2018		\$1,607.58
08/11/16	CASH	INTEREST	WINTER HILL BANK FSB 0.70000% 02/10/2017		\$148.63
08/12/16	CASH	INTEREST	BANK OF GEORGETOWN WASH DC CD 1.00000% 02/12/2018		\$1,236.60
08/12/16	CASH	INTEREST	STEARNS BK NA ST CLOUD MN CD 1.00000% 02/12/2018		\$210.63
08/13/16	CASH	INTEREST	LANDMARK CMNTY BK TN CD 1.05000% 02/13/2018		\$222.95
08/17/16	CASH	INTEREST	COMMUNITY FINL SVCS BK KY CD 1.05000% 05/17/2018		\$221.16
08/17/16	CASH	INTEREST	KEY BK NATL ASSN OHIO CD 1.15000% 02/20/2018		\$1,422.09
08/18/16	CASH	INTEREST	WELCH ST BK OKLA CD 0.70000% 02/17/2017		\$148.63

Fifth Third Securities, Inc.

MN _CEBCBFSHBBFXSDB_BBBBB 20160831

Account carried with National Financial Services LLC, Member
NYSE, SIPC

Statement for the Period August 1, 2016 to August 31, 2016

MEDINA CITY SCHOOLS - Corporation

Account Number: [REDACTED]



ACTIVITY > INCOME > TAXABLE INCOME *continued*

Settlement Date	Account Type	Transaction	Description	Quantity	Amount
08/19/16	CASH	INTEREST	BANK NORTH CAROLINA NC CD 1.05000% 02/20/2018		\$221.16
08/19/16	CASH	INTEREST	EAGLEBANK BETHESDA MD CD 1.00000% 02/20/2018		\$212.33
08/19/16	CASH	INTEREST	FIRST FINL NORTHWEST BK RENTON CD 1.15000% 08/20/2018		\$242.22
08/20/16	CASH	INTEREST	BBCN BK LOS ANGELES CA 0.75000% 02/21/2017 CD		\$159.25
08/23/16	CASH	INTEREST	BANK RHODE IS PROVIDENCE RI 0.75000% 01/23/2017 CD		\$159.25
08/23/16	CASH	INTEREST	BROOKLINE BK MASS CD 0.75000% 01/23/2017		\$159.25
08/23/16	CASH	INTEREST	FIRST IPSWICH BANCORP 0.75000% 01/23/2017 CD		\$159.25
08/27/16	CASH	INTEREST	SOUTHWEST BK FT WORTH TEX 0.75000% 01/27/2017 CD		\$159.25
08/29/16	CASH	INTEREST	FIRSTBANK PR SANTURCE CD 1.35000% 07/30/2018		\$284.35
08/30/16	CASH	INTEREST	BIDDEFORD SVGS BANK CD 0.70000% 01/30/2017		\$148.63
08/30/16	CASH	INTEREST	CARDINAL BK NATL ASSN VA 1.10000% 01/30/2018 CD		\$233.56
08/30/16	CASH	INTEREST	CUSTOMERS BK PHOENIXVILLE PA 1.15000% 01/30/2018 CD		\$244.18

Fifth Third Securities, Inc.

MN _CEBCBF\$HBBFXSDB_BBBBB 20160831

Account carried with National Financial Services LLC, Member
NYSE, SIPC

Statement for the Period August 1, 2016 to August 31, 2016

MEDINA CITY SCHOOLS - Corporation
Account Number: [REDACTED]



ACTIVITY > INCOME > TAXABLE INCOME *continued*

Settlement Date	Account Type	Transaction	Description	Quantity	Amount
08/30/16	CASH	INTEREST	MERRICK BK SOUTH JORDAN UTAH 0.75000% 01/30/2017 CD		\$159.25
Total Taxable Interest					\$12,943.43
Total Taxable Income					\$12,947.90
TOTAL INCOME					\$12,947.90

Footnotes and Cost Basis Information

Amortization, accretion and similar adjustments to cost basis have been provided for many fixed income securities (and some bond-like equities), however, they are not provided for certain types, such as short-term instruments, Unit Investment Trusts, foreign fixed income securities, or those that are subject to early prepayment of principal (pay downs). Where current year premium or acquisition premium amortization is provided, the prior years' cumulative amortization is reflected in the adjusted cost basis, but we cannot provide a breakdown or the total of such prior amortization amounts.

NFS is required to report certain cost basis and related information to the IRS on the Form 1099-B. Your official 1099-B forms for certain transactions will reflect which lots have been sold for tax purposes. To apply a specific identification cost basis method to 1099-B reporting, appropriate instructions must be on file with NFS or be received by NFS before the trade has settled. Absent such instructions, NFS determines cost basis at the time of sale based on its default methods of average cost for open-end mutual funds and first-in, first-out (FIFO) for all other (including ETFs) unless your broker dealer has elected to use another default method. NFS applies FIFO (or other disposal method, if applicable) based on its records, which may be different from yours. For transactions that are not subject to 1099-B cost basis reporting, you should refer to your trade confirmations and other applicable records to determine which lots were considered sold for tax purposes.

While NFS must meet IRS requirements with respect to certain information required to be reported to the IRS, NFS-provided cost basis, realized gain and loss, and holding period information may not reflect all adjustments necessary for your tax reporting purposes. NFS makes no warranties with respect to and specifically disclaims any liability arising out of a customer's use of, or any tax position taken in reliance upon, such information.

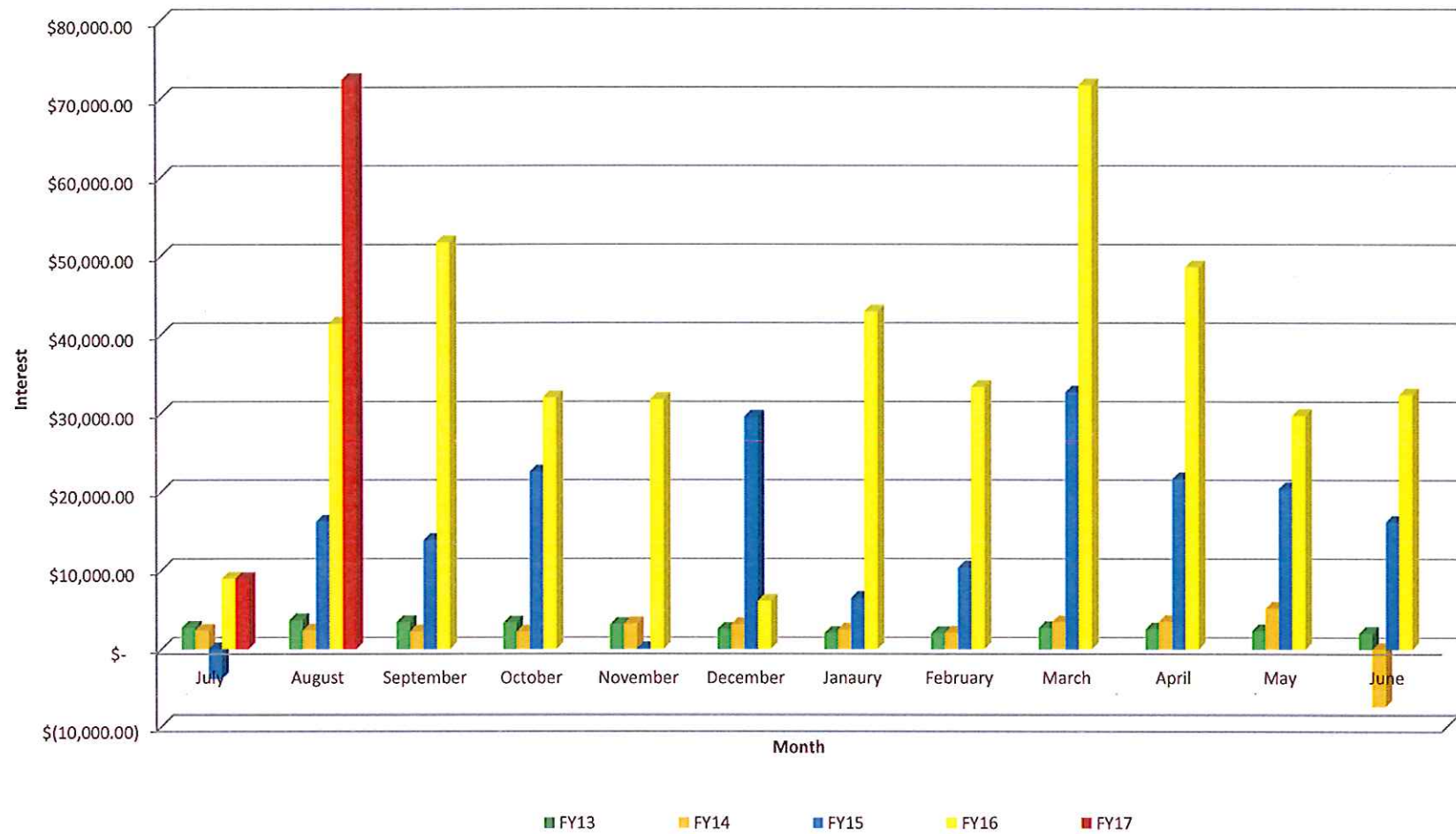
For investments in partnerships, NFS does not make any adjustments to cost basis information as the calculation of basis in such investments requires supplemental information from the partnership on its income and distributions during the period you held your investment. Partnerships usually provide this additional information on a Form K-1 issued by April 15th of the following year.

Consult your tax advisor for further information.

Cost basis and gain/loss information is provided as a service to corporate accounts. The information listed in the year-to-date gain/loss summary section is based on a calendar year (January - December). If your business/entity has a fiscal year end other than December 31st for tax purposes, the year-to-date information will not apply. If you have questions about your tax situation, consult your tax advisor.

D - Adjusted cost basis reflects any cumulative original issue discount, premium, or acquisition premium, and it assumes such amounts were amortized by the taxpayer over the life of the security from acquisition date through disposition date. For securities still held, maturity date was used instead of disposition date. Premium amortization was calculated using the yield-to-maturity method. Acquisition premium was calculated using the ratable accrual method. If applicable, adjusted cost basis reflects market discount accretion which was calculated using the straight-line method and was recognized at disposition date. Gain/loss displayed for this transaction was based on cost basis as adjusted for premium and discount as stated above and does not reflect any losses disallowed because of wash sales (if applicable). The adjusted cost basis may not reflect all adjustments necessary for tax reporting purposes and may also not apply if you are using an alternative amortization

Total Monthly Interest Earnings



F I N A N C I A L S U M M A R Y R E P O R T
Processing Month: August 2016
MEDINA CITY SCHOOL DISTRICT

Fnd	Sec	Description	Beginning Balance	MTD Revenues	FYTD Revenues	MTD Expenditures	FYTD Expenditures	Current Available Balance
001	0000	GENERAL FUND	37,712,097.32	3,707,308.56	23,867,026.72	5,581,090.40	13,112,974.43	48,466,149.61
002	0000	BOND RETIREMENT	1,168,689.28	45,947.12	596,137.12	8,841.94	8,841.94	1,755,984.46
002	9000	BOND RETIREMENT - NEW ELE	3,752,479.16	134,006.86	1,738,746.86	25,789.16	25,789.16	5,465,436.86
002	9012	LOCAL SALES TAX RETIREMEN	102,250.00	.00	.00	.00	.00	102,250.00
002	9014	CONSOLIDATION - ENERGY &	.07	.00	.00	.00	.00	.07
003	0000	PERMANENT IMPROVEMENT FUN	4,628.88	.00	.00	.00	.00	4,628.88
003	9000	PERMANENT IMPROVEMENT FUN	989.14	.00	.00	.00	.00	989.14
003	9001	MEDINA CITY REC CENTER-PE	466,394.26	.00	.00	4,400.25-	6,369.06	460,025.20
006	0000	LUNCHROOM FUND	89,701.54	118,667.82	120,655.15	111,401.90	289,364.07	79,007.38-
007	9004	COLLINS SCHOLARSHIP/POST-	.97	.00	.00	.00	.00	.97
007	9110	ART TRUST - GARFIELD	9,909.26	15.73	19.42	.00	.00	9,928.68
007	9333	RIOS STUDENT LEADER SCHOL	26,740.49	42.44	52.39	.00	.00	26,792.88
007	9901	BIXLER SCHOLARSHIP FUND	125.00	.00	.00	.00	.00	125.00
008	9002	KANEHL MUSIC TRUST	27,959.58	44.37	54.78	.00	.00	28,014.36
008	9003	RICHARD HOFFMAN COLLINS M	542,347.79	.00	.00	.00	.00	542,347.79
008	9112	ELAINE BUSHMAN FUND	16,635.23	26.40	32.59	.00	.00	16,667.82
009	9000	STAR	6,734.50	12,457.00	12,457.00	.00	.00	19,191.50
009	9110	UNIFORM SUPPLIES GARFIELD	8,877.57	1,553.50	1,553.50	109.77	109.77	10,321.30
009	9120	UNIFORM SUPPLIES - CANAVA	14,346.37	6,266.00	6,266.00	666.09	2,306.80	18,305.57
009	9130	UNIFORM SUPPLIES - FENN	27,705.36	5,754.50	5,854.50	8,486.35	8,486.35	25,073.51
009	9140	UNIFORM SUPPLIES - HERITA	8,180.96	4,945.00	4,968.10	144.00	144.00	13,005.06
009	9160	UNIFORM SUPPLIES - BLAKE	2,404.24	7,674.75	7,674.75	1,443.77	1,443.77	8,635.22
009	9170	UNIFORM SUPPLIES - RALPH	10,647.11	9,888.50	9,888.50	11,649.61	11,649.61	8,886.00
009	9180	UNIFORM SUPPLIES - ELIZA	10,770.06	7,053.00	7,129.50	473.00	473.00	17,426.56
009	9200	UNIFORM SUPPLIES - CLAGGE	68,442.74	11,690.00	11,722.00	6,236.22	6,553.11	73,611.63
009	9210	UNIFORM SUPPLIES - A.I. R	19,515.85	12,183.25	12,183.25	1,656.25	1,970.86	29,728.24
009	9300	UNIFORM SUPPLIES - SENIOR	69,257.47	1,170.00	1,302.50	16,241.59	29,467.29	41,092.68
009	9304	AVIATION/PHOTOGRAPHY	3.87	.00	.00	.00	.00	3.87
014	9016	MEDINA CNTY JUV DET CNTR	93,334.19	560.00	10,014.40	21,379.18	53,207.50	50,141.09
014	9111	CFIT FY11	5,550.01	.00	.00	.00	.00	5,550.01
014	9115	EVOLVE FY 15	20,524.40	.00	.00	.00	8.32	20,516.08
014	9116	EVOLVE FY 16	296,597.39	.00	.00	37,030.72	89,052.62	207,544.77
016	0000	EMERGENCY LEVY	10,664,446.47	226,189.62	3,252,189.62	278,520.77	632,760.84	13,283,875.25
018	0000	PRINT SHOP	6,683.33	.00	.00	.00	.00	6,683.33
018	9000	PUBLIC SCHOOL SUPPORT - S	16.70	.00	.00	.00	.00	16.70
018	9110	PRINCIPAL'S FUND - GARFIE	33,745.23	.00	.00	306.50	306.50	33,438.73
018	9111	GARFIELD SCHOOL STORE	867.30	.00	.00	50.00	50.00	817.30
018	9113	GARFIELD MEDIA CENTER	645.76	12.93	12.93	.00	11.23	647.46
018	9120	PRINCIPAL - CANAVAN	49,493.16	41.60	41.60	1,632.50	1,632.50	47,902.26
018	9122	CANAVAN SCHOOL STORE	586.69	.00	.00	.00	.00	586.69
018	9123	BOOK FAIR - CANAVAN	9,358.76	.00	.00	184.76	184.76	9,174.00
018	9130	PRINCIPAL - FENN	40,148.86	104.00	104.00	2,473.91	3,639.51	36,613.35
018	9132	FENN SCHOOL STORE	907.38	.00	.00	137.23	187.23	720.15
018	9133	BOOK FAIR - FENN	8,089.98	.00	.00	.00	.00	8,089.98
018	9135	MEDINA SKI TEAM - DISTRIC	7,501.68	.00	.00	.00	.00	7,501.68
018	9140	PRINCIPAL'S FUND - HERITA	28,164.94	17.60	17.60	250.00	2,816.03	25,366.51

F I N A N C I A L S U M M A R Y R E P O R T
Processing Month: August 2016
MEDINA CITY SCHOOL DISTRICT

Fnd	Scc	Description	Beginning Balance	MTD Revenues	FYTD Revenues	MTD Expenditures	FYTD Expenditures	Current Available Balance
018	9143	HERITAGE MEDIA CENTER	15,479.53	.00	.00	.00	.00	15,479.53
018	9160	PRINCIPAL'S FUND - H G BL	42,919.81	14.40	14.40	689.03	689.03	42,245.18
018	9161	LEADER IN ME - BLAKE	3,656.43	.00	.00	.00	.00	3,656.43
018	9163	BLAKE MEDIA CENTER	16,105.84	.00	.00	780.50	780.50	15,325.34
018	9170	PRINCIPALS FUND - RALPH W	68,266.80	.00	.00	384.92	384.92	67,881.88
018	9171	WAITE SCHOOL STORE	50.00	.00	.00	.00	.00	50.00
018	9173	MEDIA CENTER RALPH WAITE	5,248.50	.00	.00	.00	.00	5,248.50
018	9174	FIELD TRIPS RALPH WAITE E	11,388.97	.00	.00	.00	.00	11,388.97
018	9180	PRINCIPALS FUND ELIZA NOR	39,441.68	155.14	160.14	300.00	310.97	39,290.85
018	9181	NORTHROP ELEMENTARY SCHOO	1,719.44	.00	.00	.00	.00	1,719.44
018	9183	MEDIA CENTER ELIZA NORTHR	6,080.59	.00	.00	.00	.00	6,080.59
018	9184	FIELD TRIPS ELIZA NORTHRO	146.00	.00	.00	.00	.00	146.00
018	9200	PRINCIPAL'S FUND - CLAGGE	90,721.01	1,233.00	1,233.00	.00	3,704.86	88,249.15
018	9203	CLAGGETT M.S. MEDIA CENTE	3,474.75	.00	.00	56.41	106.41	3,368.34
018	9210	PRINCIPAL'S FUND - ROOT M	18,522.52	199.20	199.20	.00	500.00	18,221.72
018	9211	ROOT M.S. MEDIA CENTER	8,259.28	.00	.00	.00	287.67	7,971.61
018	9212	ROOT M.S. - WASHINGTON TR	355.00	.00	.00	.00	.00	355.00
018	9300	PRINCIPAL'S FUND - SENIOR	82,036.10	933.92	940.42	1,513.25	39,434.50	43,542.02
018	9301	MEDIA CENTER FUND	1,372.80	.00	.00	50.00	50.00	1,322.80
018	9302	SPECIAL FUNDRAISER - SENI	37,086.18	.00	.00	.00	.00	37,086.18
018	9303	PERFORMING ARTS	111,087.98	1,156.00	9,090.00	1,351.09	11,684.42	108,493.56
018	9304	BATTLING BEES BOOKSTORE	12,452.52	.00	.00	.00	1,050.00	11,402.52
018	9305	FLEXIBLE CREDIT FUND	7,124.67	150.00	150.00	.00	.00	7,274.67
018	9900	INSERVICE - CENTRAL	3,702.01	.00	.00	.00	.00	3,702.01
018	9901	PUBLIC SCHOOL SUPPORT - I	10,119.35	.00	.00	370.17	743.37	9,375.98
018	9902	INSERVICE - SUPERINTENDEN	24,720.92	.00	.00	.00	.00	24,720.92
018	9903	BOARD/STUDENT DEVELOPMENT	2,800.00	.00	.00	.00	.00	2,800.00
018	9904	WELLNESS FUND	502.00	.00	.00	.00	.00	502.00
018	9905	PUBLIC SCHOOL SUPPORT/STU	48,134.12	.00	.00	.00	.00	48,134.12
018	9906	COMMUNICATIONS - PUBLIC S	504.69	1,000.00	1,750.00	.00	.00	2,254.69
018	9910	MAINTENANCE DEPARTMENT	3,902.36	.00	.00	.00	.00	3,902.36
018	9920	TRSP FUND	2,882.18	.00	.00	.00	.00	2,882.18
018	9930	Resource Connection	1,500.00	.00	.00	.00	.00	1,500.00
019	9017	MCDAC GRANT FY17	.00	.00	20,592.00	5,087.21	5,087.21	15,504.79
019	9018	LOWE'S LIGHT UP GARFIELD	48.08	.00	.00	.00	.00	48.08
019	9020	RIF PROGRAM GRANT - NORTH	400.73	.00	.00	.00	.00	400.73
019	9021	JENNINGS - BLAKE - BRYNIA	.82	.00	.00	.00	.00	.82
019	9023	PUBLIC EDUCATION LEADERSH	.01	.00	.00	.00	.00	.01
019	9029	MARTHA HOLDEN JENNINGS GR	6.82	.00	.00	.00	.00	6.82
019	9030	PERFORMANCE BASED ASSESSM	79.76	.00	.00	.00	.00	79.76
019	9031	PBA FY11	256.96	.00	.00	.00	.00	256.96
019	9113	ACS-HACH CHEMISTRY GRANT	96.34	.00	.00	.00	.00	96.34
019	9180	PPG INNOVATIVE CLASSROOM	15.31	.00	.00	.00	.00	15.31
019	9213	VIDEO CLUB GRANT - MHS	2.82	.00	.00	.00	.00	2.82
019	9313	JENNINGS - NORTHROP - MIL	13.86	.00	.00	.00	.00	13.86
019	9413	3M AND OTHER GRANT	152.03	.00	.00	.00	.00	152.03

F I N A N C I A L S U M M A R Y R E P O R T
Processing Month: August 2016
MEDINA CITY SCHOOL DISTRICT

Fnd	Scc	Description	Beginning Balance	MTD Revenues	FYTD Revenues	MTD Expenditures	FYTD Expenditures	Current Available Balance
019	9513	NEA STUDENT ACHIEVEMENT G	191.88	.00	.00	.00	.00	191.88
019	9613	FUEL UP - CONDOSTA - ROOT	1,068.05	.00	.00	.00	.00	1,068.05
019	9715	FUEL UP - BLAKE - FY15	28.57	.00	.00	.00	.00	28.57
020	9001	TRANSPORTATION ENTERPRISE	50,739.50	.00	.00	.00	.00	50,739.50
022	9000	Unclaimed funds	20,657.98	.00	5,628.23	1,000.00	2,000.00	24,286.21
022	9093	DIVERSION PROGRAM FED MON	1,000.00	.00	.00	.00	.00	1,000.00
022	9094	DIVERSION PROGRAM - FED.	1,000.00	.00	.00	.00	.00	1,000.00
022	9300	OH HIGH SCHOOL ATH ASSOC	396.90	.00	.00	.00	.00	396.90
024	9001	MEDICAL AND DRUG/SELF INS	5,566,015.91	696,866.10	1,439,308.93	681,031.30	1,252,172.87	5,753,151.97
024	9002	DENTAL SELF INSURANCE FUN	428,655.30	22,285.87	43,593.31	54,008.55	108,079.96	364,168.65
024	9094	FLEX PRO	28,702.24	.00	.00	508.20	1,016.40	27,685.84
027	0000	WORKMANS COMP.-SELF INS	158,639.01	10,282.41	25,466.08	1,958.79	4,453.25	179,651.84
071	9013	LOCAL SALES TAX PERMANENT	2,774,714.21	692,161.92	692,161.92	168,437.82	201,427.82	3,265,448.31
200	9110	GARFIELD STUDENT COUNCIL/	1,543.81	2.45	3.02	.00	.00	1,546.83
200	9121	ELLA CANAVAN STUDENT COUN	797.51	1.27	1.57	.00	.00	799.08
200	9134	FENN STUDENT BUSINESS	8.44	.00	.00	.00	.00	8.44
200	9140	STUDENT COUNCIL - HERITAG	145.43	.23	.28	.00	.00	145.71
200	9184	NORTHRUP ELEMENTARY STUDE	46.56	.07	.09	.00	.00	46.65
200	9185	K-KIDS KIWANIS ACTIVITY C	3,491.72	316.03	317.33	.00	.00	3,809.05
200	9202	CLAGGETT MIDDLE SCH. STUD	4,873.63	7.73	9.54	.00	.00	4,883.17
200	9204	CLAGGETT MIDDLE SCHOOL CH	.02	.00	.00	.00	.00	.02
200	9205	CLAGGETT MIDDLE SCH. BUIL	1,648.77	2.62	3.23	.00	.00	1,652.00
200	9209	CLAGGETT MIDDLE SCHOOL DR	13,490.81	21.41	26.43	.00	.00	13,517.24
200	9251	PEP CLUB - ROOT M.S.	641.08	1.02	1.26	.00	.00	642.34
200	9252	CHEERLEADERS - ROOT M.S.	39.90	.06	.07	.00	.00	39.97
200	9253	BUILDERS' CLUB - ROOT M.S	3,124.53	4.96	6.12	.00	.00	3,130.65
200	9256	DRAMA CLUB - ROOT M.S.	2,872.46	4.56	5.63	.00	.00	2,878.09
200	9257	ENVIRONMENTAL CLUB - ROOT	11.77	.02	.02	.00	.00	11.79
200	9258	STUDENT COUNCIL - ROOT M.	2,810.29	4.46	5.51	.00	.00	2,815.80
200	9301	YOUNG AMERICANS FOR FREED	53.80	.09	.11	.00	.00	53.91
200	9302	ART CLUB	131.52	.21	.26	.00	.00	131.78
200	9303	AMERICAN FIELD SERVICE	355.81	.56	.69	.00	.00	356.50
200	9304	CAREER ASSOCIATION	238.50	.38	.47	.00	.00	238.97
200	9305	CHEMCLUB	290.00	.00	.00	.00	.00	290.00
200	9307	CHOIR	43,170.39	62.69	87.15	.00	3,678.87	39,578.67
200	9308	COMPUTER CLUB	67.77	.57	.71	.00	.00	68.48
200	9310	DELTA EPSILON PHI - NAT'L	.45	.00	.00	.00	.00	.45
200	9312	DRAMA CLUB	36,435.09	57.76	71.31	.00	41.70	36,464.70
200	9315	LEADER WITHIN U	271.85	.43	.53	.00	.00	272.38
200	9316	FRENCH CLUB	8.71	.00	.00	.00	.00	8.71
200	9318	GIRLS LEADERSHIP CLUB	2,245.31	3.16	3.90	.00	255.00	1,994.21
200	9321	KEY CLUB	18,397.17	29.12	35.95	.00	47.99	18,385.13
200	9323	MEDINAMITE	677.24	1.07	1.32	.00	.00	678.56
200	9324	MEDINIAN	17,957.73	289.05	385.77	.00	.00	18,343.50
200	9325	MUSIC - BAND	22,133.13	29.73	36.70	.00	3,399.99	18,769.84
200	9326	NATIONAL HONOR SOCIETY	6,363.12	10.10	12.47	.00	.00	6,375.59

Date: 9/06/16

F I N A N C I A L S U M M A R Y R E P O R T
Processing Month: August 2016
MEDINA CITY SCHOOL DISTRICT

Page: 4
(FINSUM)

Fnd	Sc	Description	Beginning Balance	MTD Revenues	FYTD Revenues	MTD Expenditures	FYTD Expenditures	Current Available Balance
200	9327	ORCHESTRA	20,288.76	30.26	37.71	950.41	1,219.47	19,107.00
200	9330	SCIENCE OLYMPIAD CLUB	134.41	.21	.26	.00	.00	134.67
200	9331	SKI CLUB	2.87	.00	.00	.00	.00	2.87
200	9332	SPANISH CLUB	6,707.94	10.65	13.15	.00	.00	6,721.09
200	9333	STUDENT COUNCIL	37,553.60	96.60	110.43	1,521.62	1,930.61	35,733.42
200	9334	WORK STUDY CLUB	5,216.12	8.28	10.22	.00	.00	5,226.34
200	9335	LATIN CLUB	1,730.05	32.71	33.34	.00	49.81	1,713.58
200	9336	INTERACT ORGANIZATION	1,582.87	2.51	3.10	.00	.00	1,585.97
200	9337	AMERICAN SIGN LANGUAGE CL	94.40	.15	.19	.00	.00	94.59
200	9339	SPEECH/DEBATE CLUB	13,031.75	5,920.03	5,924.88	.00	.00	18,956.63
200	9340	S. A. D. D.	921.81	1.46	1.80	.00	.00	923.61
200	9345	INTERNATIONAL CLUB	4,703.71	7.46	9.21	.00	.00	4,712.92
200	9346	PENGUIN BOWL/NOSB	4.42	.00	.00	.00	.00	4.42
200	9350	TECHNOLOGY CLUB	500.57	.79	.98	.00	.00	501.55
200	9351	THE JUNIOR STATESMEN OF A	1,171.92	1.86	2.30	.00	.00	1,174.22
200	9352	VIDEO CLUB - SR HI	7,415.10	150.91	333.42	.00	859.41	6,889.11
200	9353	CHINESE CLUB	615.00	.98	1.21	.00	.00	616.21
200	9355	GAY STRAIGHT ALLIANCE	892.90	1.42	1.75	.00	.00	894.65
200	9380	V O F T	37,882.99	59.43	73.53	434.42	434.42	37,522.10
200	9416	CLASS OF 2016	2,562.68	3.83	4.73	.00	147.58	2,419.83
200	9417	CLASS OF 2017	7,127.47	45.36	47.54	.00	1,263.51	5,911.50
200	9418	CLASS OF 2018	4,171.26	6.62	8.17	.00	.00	4,179.43
200	9419	CLASS OF 2019	2,492.78	3.96	4.89	.00	.00	2,497.67
200	9999	GENERIC STUDENT ACTIV. FD	.01	.00	.00	.00	.00	.01
300	0000	ATHLETIC FUND	230,620.84	28,253.09	35,789.86	26,677.47	83,943.30	182,467.40
300	9121	WORLD WATCHER'S CLUB	7,362.04	.00	.00	.00	.00	7,362.04
300	9201	CLAGGETT MIDDLE SCH. BAND	33,086.59	.00	.00	230.09-	3,656.40	29,430.19
300	9202	CLAGGETT MIDDLE SCH. ORCH	223.00	.00	.00	.00	.00	223.00
300	9203	CLAGGETT MIDDLE SCHOOL LI	370.00	.00	.00	.00	.00	370.00
300	9204	CLAGGETT M.S. CHOIR FUND	634.10	.00	.00	.00	.00	634.10
300	9208	CLAGGETT - 6TH GRADE TRIP	16,875.76	66,491.16	69,112.83	.00	.00	85,988.59
300	9250	ROOT M.S. BAND FUND	20,601.72	.00	.00	.00	2,921.43	17,680.29
300	9251	ROOT M.S. ORCHESTRA FUND	923.15	.00	.00	.00	.00	923.15
300	9252	ROOT M.S. CHOIR FUND	3,270.15	.00	.00	.00	.00	3,270.15
300	9253	ROOT M.S. BEEHIVE	185.44	.00	.00	.00	.00	185.44
300	9258	ROOT - DISTRICT SUPERVISE	100,628.78	2,290.00	2,290.00	.00	11,350.00	91,568.78
300	9259	ROOT DANCE TEAM	528.00	.00	.00	.00	.00	528.00
300	9302	BOYS VOLLEYBALL	5,764.98	.00	.00	.00	600.00	5,164.98
300	9303	HUDDLE/SHUDDLE	1,499.99	.00	.00	.00	60.62	1,439.37
300	9304	LINK CREW	4,001.73	.00	.00	.00	.00	4,001.73
300	9305	MHS DANCE TEAM	1,100.54	.00	.00	.00	.00	1,100.54
300	9313	DRAMA/MUSICAL	22,193.65	.00	127.60	.00	.00	22,321.25
300	9325	BAND - DISNEYLAND	9,300.98	.00	.00	.00	.00	9,300.98
300	9334	BEEHIVE CAFE	19,753.77	.00	.00	.00	3,606.26	16,147.51
300	9380	V O F T	640.58	.00	.00	.00	.00	640.58
401	9016	AUXILIARY FUNDS/ST FRANCI	72,853.82	180.69	191.01	9,805.42	54,925.98	18,118.85

Date: 9/06/16

F I N A N C I A L S U M M A R Y R E P O R T
Processing Month: August 2016
MEDINA CITY SCHOOL DISTRICT

Page: 5
(FINSUM)

Fnd	Scc	Description	Beginning Balance	MTD Revenues	FYTD Revenues	MTD Expenditures	FYTD Expenditures	Current Available Balance
401	9017	AUXILIARY FUNDS/ST FRANCI	.00	100,651.34	100,651.34	4,691.64	4,691.64	95,959.70
401	9026	AUX FUNDS NURTURY	6,163.05	15.46	17.64	.00	300.00	5,880.69
401	9027	AUX FUNDS NURTURY	.00	3,879.50	3,879.50	.00	.00	3,879.50
401	9036	AUX FUNDS MCA	30,788.77	58.76	60.37	912.98	27,372.22	3,476.92
401	9037	AUX FUNDS MCA	.00	33,622.29	33,622.29	.00	.00	33,622.29
401	9046	AUX FUNDS KIDS COUNTRY	8,134.86	5.76	7.04	1,955.00	6,659.78	1,482.12
401	9047	AUX FUNDS KIDS COUNTRY	.00	2,155.28	2,155.28	.00	.00	2,155.28
401	9066	SM WONDERS	1,644.12	.00	.00	.00	.00	1,644.12
432	9097	MANAGE. INFO. SYS. FUND	.80	.00	.00	.00	.00	.80
450	9008	SCHOOLNET PLUS FY2008: GR	1.00	.00	.00	.00	.00	1.00
451	9013	CONNECTIVITY 2013	800.00	.00	.00	.00	.00	800.00
452	9008	SCHOOLNET PROFESSIONAL DE	66.15	.00	.00	.00	.00	66.15
463	9017	ALT ED	.00	.00	.00	1,829.56	1,829.56	1,829.56-
499	9012	INTERN PSYCH FY12	45.81	.00	.00	.00	.00	45.81
499	9013	INTERN PSYCH FY13	39.97	.00	.00	.00	.00	39.97
499	9024	LOCAL GOVERNMENT INNOVATI	7,750.00	.00	.00	.00	.00	7,750.00
499	9039	INTERN PSYCHOLOGIST GRANT	2.20	.00	.00	.00	.00	2.20
499	9112	E-TECH BLENDED LEARNING G	321.71	.00	.00	.00	.00	321.71
506	9014	RESIDENT EDUCATOR GRANT	950.00	.00	.00	.00	.00	950.00
516	9015	TITLE VI-B	2,690.82	.00	.00	.00	.00	2,690.82
516	9016	TITLE VI-B	115,909.61	.00	.00	49,569.03	185,163.86	69,254.25-
516	9017	TITLE VI-B	.00	.00	.00	58,398.04	58,398.04	58,398.04-
551	9117	TITLE III LEP	.00	.00	.00	7,837.50	7,837.50	7,837.50-
572	9016	TITLE I	70,036.18	.00	.00	21,184.62	77,263.73	7,227.55-
572	9017	TITLE I	.00	.00	.00	18,350.86	18,350.86	18,350.86-
572	9116	TITLE I-D	10,650.20	.00	1,813.47-	4,775.78	21,873.53	13,036.80-
572	9117	TITLE I-D	.00	.00	.00	2,773.33	2,853.28	2,853.28-
587	9016	PRESCHOOL	1,827.00	.00	.00	767.33	3,069.32	1,242.32-
587	9017	PRESCHOOL	.00	.00	.00	767.36	767.36	767.36-
590	9016	TITLE II-A	9,110.54	.00	.00	10,897.67	46,897.26	37,786.72-
590	9017	TITLE II-A	.00	.00	.00	15,471.45	15,471.45	15,471.45-
599	9016	CHILD NUTRITION SCHOOL EQ	.00	.00	6,500.00	.00	.00	6,500.00
		Grand Total All Funds	66,309,645.53	5,984,899.13	32166,623.95	7,268,664.01	16576,956.16	81899,313.32
		Total Invested Funds	.00					

Check#	Check Date	Org Sta	Vendor Paid	Check Amount	Status Date
007414	08/01/2016	M/M	MEMO - MEDICAL MUTUAL	80,122.07	
007415	08/01/2016	M/M	MEMO - FLEXSAVE	508.20	
007416	08/02/2016	M/M	MEMO - MEDICAL MUTUAL	133,603.52	
007417	08/08/2016	M/M	MEMO - MEDICAL MUTUAL	94,103.26	
007418	08/16/2016	M/M	MEMO - MEDICAL MUTUAL	136,324.19	
007419	08/15/2016	M/M	MEMO - U.S. BANK PURCHASE CARD	2,009.26	
007420	08/23/2016	M/M	MEMO - MEDICAL MUTUAL	68,307.95	
007421	08/30/2016	M/M	MEMO - MEDICAL MUTUAL	168,358.63	
007422	08/24/2016	M/M	MEMO MET LIFE INSURANCE	54,008.55	
007423	08/31/2016	M/M	MEMO - BUREAU WORK COMP	1,958.79	
007424	08/26/2016	M/M	MEMO -MEDINA CITY SCHOOLS	602,447.51	
007425	08/26/2016	M/M	MEMO - FIRST MERIT BANK	50,614.81	
007426	08/26/2016	M/M	MEMO MET LIFE INSURANCE	4,168.78	
007427	08/26/2016	M/M	MEMO - BUREAU WORK COMP	10,282.41	
007428	08/26/2016	M/M	MEMO --S T R S	136,768.88	
007429	08/26/2016	M/M	MEMO --S E R S	7,236.68	
007430	08/12/2016	M/V	OHIO DEPT OF ED - MEMO CK	95,768.72	08/12/2016
007431	08/26/2016	M/M	OHIO DEPT OF ED - MEMO CK	112,720.64	
007432	08/31/2016	M/M	STRS	407,630.00	
007433	08/31/2016	M/M	SERS - MEMO	150,412.00	
007434	08/12/2016	M/M	OHIO DEPT OF ED - MEMO CK	91,112.90	
612882	08/11/2016	W/R	OBS INC	14,580.34	08/23/2016
612883	08/12/2016	W/R	ABC THERAPY, LTD	1,728.75	08/12/2016
612884	08/12/2016	W/R	ADVANCED ROOFING SERVICES, INC	114,831.00	08/22/2016
612885	08/12/2016	W/R	APPLE EDUCATION	25,340.00	08/22/2016
612886	08/12/2016	W/R	ARMSTRONG CABLE	482.19	08/22/2016
612887	08/12/2016	W/R	BAKER & TAYLOR COMPANY	1,343.77	08/22/2016
612888	08/12/2016	W/R	BASA	1,030.56	08/23/2016
612889	08/12/2016	W/R	BEYOND WORDS: MUSIC & DANCE	140.00	08/22/2016
612890	08/12/2016	W/R	BLICK ART MATERIALS LLC	27.84	08/22/2016
612891	08/12/2016	W/R	BORENSON AND ASSOCIATES	566.50	08/25/2016
612892	08/12/2016	W/R	CARA R COUGHLIN	620.00	08/12/2016
612893	08/12/2016	W/R	CDWG	133,802.50	08/22/2016
612894	08/12/2016	W/R	CENTRAL INSTRUMENT CO.	46,627.00	08/22/2016
612895	08/12/2016	W/R	CHRONICLE TELEGRAM	476.52	08/22/2016
612896	08/12/2016	W/R	CITY OF MEDINA	13,703.31	08/18/2016
612897	08/12/2016	W/R	CLEVELAND CLINIC ATWORK	317.52	08/30/2016
612898	08/12/2016	W/R	COMMUNITY PLAYTHINGS	1,955.00	08/22/2016
612899	08/12/2016	W/R	DAWN CIPRO	250.00	08/24/2016
612900	08/12/2016	W/R	EASY GRAPHICS CORP	3,590.00	08/24/2016
612901	08/12/2016	W/R	FANNING & HOWEY ASSOCIATES	297.50	08/22/2016
612902	08/12/2016	W/R	FRONTIER	5,571.19	08/22/2016
612903	08/12/2016	W/R	GALE	4,464.14	08/22/2016
612904	08/12/2016	W/R	GERALD MARAIA	5,000.00	08/23/2016
612905	08/12/2016	W/R	GREATER MEDINA CHAMBER	250.00	08/24/2016
612906	08/12/2016	W/R	HECKMAN-I.C.I./OHC	1,554.94	08/22/2016
612907	08/12/2016	W/R	INSTITUTE FOR MULTI-SENSORY ED	604.40	08/22/2016
612908	08/12/2016	W/R	KAROLINE BALAS	250.00	08/22/2016
612909	08/12/2016	W/R	LANGUAGE LEARNING ASSOCIATES	2,983.00	08/12/2016
612910	08/12/2016	W/W	LILLIAN SELVA	250.00	
612911	08/12/2016	W/R	MCGRAW-HILL SCHOOL EDU. LLC	43,915.50	08/22/2016
612912	08/12/2016	W/W	MEDINA COUNTY PORT AUTHORITY	853.00	

Date: 9/06/2016

C H E C K R E G I S T E R
Processing Month: August 2016
MEDINA CITY SCHOOL DISTRICT

Page: 2
(CHKREG)

Check#	Check Date	Org Sta	Vendor Paid	Check Amount	Status Date
612913	08/12/2016	W/R	MEDINA COUNTY SANITARY	12,085.47	08/22/2016
612914	08/12/2016	W/R	MEDINA CREATIVE ACCESSIBILITY	300.00	08/12/2016
612915	08/12/2016	W/R	MEDINA HARDWARE, INC	358.74	08/22/2016
612916	08/12/2016	W/R	MEGAN COUGHLIN	650.00	08/22/2016
612917	08/12/2016	W/R	MEGAN PERKINS	945.00	08/23/2016
612918	08/12/2016	W/R	MNJ TECHNOLOGIES DIRECT INC.	950.00	08/22/2016
612919	08/12/2016	W/R	MONTVILLE POLICE DEPARTMENT	96.00	08/24/2016
612920	08/12/2016	W/R	OASSA	1,575.00	08/22/2016
612921	08/12/2016	W/R	OHIO EDISON COMPANY	87,733.66	08/18/2016
612922	08/12/2016	W/R	OHIO SCHOOLS COUNCIL-GAS	14,845.00	08/18/2016
612923	08/12/2016	W/R	OHM ADVISORS	1,035.64	08/22/2016
612924	08/12/2016	W/R	PEARSON PRENTICE HALL	8,064.23	08/22/2016
612925	08/12/2016	W/R	PITNEY BOWES	4,085.57	08/23/2016
612926	08/12/2016	W/R	PLAYWORLD MIDSTATES	1,200.00	08/22/2016
612927	08/12/2016	W/R	PROQUEST LLC	5,090.00	08/22/2016
612928	08/12/2016	W/R	RAYMOND MATTHEW MATTIE	80.60	08/12/2016
612929	08/12/2016	W/R	REDTREE INVESTMENT GROUP	1,500.74	08/22/2016
612930	08/12/2016	W/R	S3 TECHNOLOGIES	1,047.50	08/22/2016
612931	08/12/2016	W/R	SC STRATEGIC SOLUTIONS LLC	120.00	08/24/2016
612932	08/12/2016	W/R	SCOTT SCRIVEN LLP	1,661.05	08/22/2016
612933	08/12/2016	W/R	SHARON TERRION	300.00	08/16/2016
612934	08/12/2016	W/R	SHELLEY MACK	279.00	08/12/2016
612935	08/12/2016	W/R	SHERYL ALLEN	4.86	08/12/2016
612936	08/12/2016	W/R	SMITH PETERS KALAIL CO., LPA	3,479.26	08/22/2016
612937	08/12/2016	W/R	SPORTSWORLD	14.25	08/22/2016
612938	08/12/2016	W/R	STANTON'S SHEET MUSIC	950.41	08/18/2016
612939	08/12/2016	W/R	SUPERIOR-SPEEDIE PORTABLE	148.00	08/25/2016
612940	08/12/2016	W/R	TALBERT'S COMMERCIAL PRODUCTS	2,457.65	08/18/2016
612941	08/12/2016	W/R	TAMMY LYNES	300.00	08/17/2016
612942	08/12/2016	W/R	TECHNOLOGY ENGINEERING	5,837.25	08/12/2016
612943	08/12/2016	W/R	TERI LEWIS	300.00	08/17/2016
612944	08/12/2016	W/R	MT BUSINESS TECHNOLOGIES INC.	84,317.05	08/22/2016
612945	08/12/2016	W/R	VERIZON WIRELESS	301.18	08/22/2016
612946	08/12/2016	W/R	WILLIAMS SPORTS FLOORS	24,910.00	08/22/2016
612947	08/15/2016	W/R	ARMSTRONG CABLE	54.95	08/22/2016
612948	08/15/2016	W/R	PAYSCHOOLS	12,896.10	08/30/2016
612949	08/17/2016	W/R	OBS INC	14,849.36	08/23/2016
612950	08/22/2016	W/R	AMLE	939.04	08/30/2016
612951	08/22/2016	W/R	APOLLO PEST CONTROL COMPANY	60.00	08/31/2016
612952	08/22/2016	W/R	APPLE EDUCATION	8,468.00	08/30/2016
612953	08/22/2016	W/R	ARMSTRONG CABLE	134.95	08/30/2016
612954	08/22/2016	W/R	ARROW UNIFORM	1,852.67	08/30/2016
612955	08/22/2016	W/R	B & B TROPHIES & AWARDS	30.00	08/26/2016
612956	08/22/2016	W/R	BAKER & TAYLOR COMPANY	505.67	08/30/2016
612957	08/22/2016	W/R	BEYOND WORDS: MUSIC & DANCE	280.00	08/30/2016
612958	08/22/2016	W/W	BOYERT'S GREENHOUSE	250.00	
612959	08/22/2016	W/R	BRICKER & ECKLER LLP	275.00	08/30/2016
612960	08/22/2016	W/R	BUEHLER'S MARKETS	87.99	08/30/2016
612961	08/22/2016	W/R	CARDINAL BUS SALES &	176.92	08/30/2016
612962	08/22/2016	W/R	CHRISTINA LeBLANC	80.56	08/22/2016
612963	08/22/2016	W/R	CHRONICLE TELEGRAM	329.62	08/30/2016
612964	08/22/2016	W/R	CLEVELAND PLUMBING SUPPLY CO.	58.92	08/30/2016

Date: 9/06/2016

C H E C K R E G I S T E R
Processing Month: August 2016
MEDINA CITY SCHOOL DISTRICT

Page: 3
(CHKREG)

Check#	Check Date	Org Sta	Vendor Paid	Check Amount	Status Date
612965	08/22/2016	W/R	COLUMBIA GAS OF OHIO, INC	122.00	08/30/2016
612966	08/22/2016	W/R	COSI ON WHEELS	200.00	08/31/2016
612967	08/22/2016	W/R	CRISIS PREVENTON INST, INC.	150.00	08/30/2016
612968	08/22/2016	W/W	CPO SCIENCE	599.08	
612969	08/22/2016	W/R	CUYAHOGA COMMUNITY COLLEGE	303.70	08/26/2016
612970	08/22/2016	W/R	D.H. KAISER CO.	11,184.00	08/30/2016
612971	08/22/2016	W/R	DEBBIE QUAIDER	62.83	08/22/2016
612972	08/22/2016	W/R	DELANEY MCRITCHIE	41.10	08/30/2016
612973	08/22/2016	W/R	E3 GORDON STOWE	561.00	08/30/2016
612974	08/22/2016	W/W	EASY GRAPHICS CORP	2,499.96	
612975	08/22/2016	W/R	ENTERPRISE FLEET MGMT INC.	7,396.74	08/30/2016
612976	08/22/2016	W/R	EQUIPARTS	990.00	08/30/2016
612977	08/22/2016	W/W	FBN SYSTEMS, INC.	2,375.00	
612978	08/22/2016	W/R	FEDERAL EXPRESS CORP	21.81	08/30/2016
612979	08/22/2016	W/R	FOLLETT SCHOOL SOLUTIONS, INC.	397.98	08/30/2016
612980	08/22/2016	W/R	FRONTIER	664.10	08/30/2016
612981	08/22/2016	W/R	GABLE ELEVATOR, INC.	325.00	08/30/2016
612982	08/22/2016	W/R	GLIDDEN PROFESSIONAL	864.18	08/30/2016
612983	08/22/2016	W/R	GRAINGER SUPPLY CO	47.54	08/30/2016
612984	08/22/2016	W/R	HARCOURT OUTLINES, INC.	96.40	08/30/2016
612985	08/22/2016	W/R	HARRISON FORD MERCURY	682.06	08/30/2016
612986	08/22/2016	W/R	HEIBERGER PAVING, INC.	31,210.08	08/30/2016
612987	08/22/2016	W/R	HEINEMANN	1,429.32	08/30/2016
612988	08/22/2016	W/R	HOUGHTON MIFFLIN	4,800.00	08/30/2016
612989	08/22/2016	W/R	HOME DEPOT	29.96	08/31/2016
612990	08/22/2016	W/R	HOUSE OF FLOWERS & GIFTS	56.50	08/31/2016
612991	08/22/2016	W/R	KAREN PLATZ	50.00	08/30/2016
612992	08/22/2016	W/R	KAYLA RODRIGUEZ	144.00	08/22/2016
612993	08/22/2016	W/R	LIFETOUCH NATIONAL SCHOOLS	170.00	08/31/2016
612994	08/22/2016	W/R	LODI LUMBER	243.32	08/30/2016
612995	08/22/2016	W/W	MACK'S, INC.	133.00	
612996	08/22/2016	W/R	MADCAP PRODUCTIONS PUPPET	582.50	08/30/2016
612997	08/22/2016	W/W	MAGICAL THEATRE COMPANY	600.00	
612998	08/22/2016	W/R	MAHALIA COFFMAN	34.89	08/30/2016
612999	08/22/2016	W/R	MATH-U-SEE	97.20	08/31/2016
613000	08/22/2016	W/R	MCGRAW-HILL SCHOOL EDU. LLC	313.29	08/30/2016
613001	08/22/2016	W/R	MEDINA TRACTOR SALES	42.03	08/30/2016
613002	08/22/2016	W/R	MEGAN PERKINS	630.00	08/31/2016
613003	08/22/2016	W/R	META SOLUTIONS	5,154.64	08/30/2016
613004	08/22/2016	W/R	MICHELE DEACON	128.75	08/22/2016
613005	08/22/2016	W/R	MSB CONSULTING GROUP, LLC	24.56	08/30/2016
613006	08/22/2016	W/R	NASCO	208.24	08/30/2016
613007	08/22/2016	W/R	OASBO	975.00	08/30/2016
613008	08/22/2016	W/W	OHIO ASSOC OF STUDENT COUNCILS	1,000.00	
613009	08/22/2016	W/W	OASSA	525.00	
613010	08/22/2016	W/R	OHIO SCHOOLS COUNCIL	5,034.11	08/30/2016
613011	08/22/2016	W/R	PBS DISTRIBUTION, LLC	395.00	08/30/2016
613012	08/22/2016	W/R	PEARSON EDUCATION, INC.	6,489.55	08/30/2016
613013	08/22/2016	W/R	PEARSON PRENTICE HALL	9,037.98	08/30/2016
613014	08/22/2016	W/R	PLAY WITH A PURPOSE	1,574.08	08/30/2016
613015	08/22/2016	W/W	QUILL CORPORATION	21.03	
613016	08/22/2016	W/W	QUILL.COM	1,014.89	

Date: 9/06/2016

C H E C K R E G I S T E R
Processing Month: August 2016
MEDINA CITY SCHOOL DISTRICT

Page: 4
(CHKREG)

Check#	Check Date	Org Sta	Vendor Paid	Check Amount	Status Date
613017	08/22/2016	W/R	REINHARDT SUPPLY COMPANY	3,187.19	08/30/2016
613018	08/22/2016	W/W	ROBERTS GRAPHICS	166.40	
613019	08/22/2016	W/R	ROJEN COMPANY	78.54	08/31/2016
613020	08/22/2016	W/R	SANDRA DOWNEY	96.12	08/22/2016
613021	08/22/2016	W/R	SC STRATEGIC SOLUTIONS LLC	11,409.97	08/31/2016
613022	08/22/2016	W/R	SCHOLASTIC MAGAZINES	346.50	08/31/2016
613023	08/22/2016	W/R	SCHOOL SPECIALTY, INC	2,262.73	08/30/2016
613024	08/22/2016	W/R	SENDERO THERAPIES, INC.	3,538.60	08/22/2016
613025	08/22/2016	W/R	SHANNON CONLEY-KURJIAN	122.04	08/22/2016
613026	08/22/2016	W/R	SHEARER EQUIPMENT	188.40	08/31/2016
613027	08/22/2016	W/R	SHERWIN WILLIAMS COMPANY	66.80	08/30/2016
613028	08/22/2016	W/R	SMITH BROTHERS INC.	696.00	08/31/2016
613029	08/22/2016	W/R	SPECTRUM INSULATION INC	15,000.00	08/31/2016
613030	08/22/2016	W/R	SPORTSWORLD	2,450.25	08/30/2016
613031	08/22/2016	W/R	STAPLES BUSINESS ADVANTAGE	188.59	08/30/2016
613032	08/22/2016	W/W	STRIP-CURTAINS	1,181.74	
613033	08/22/2016	W/R	STUDIES WEEKLY, INC	93.30	08/31/2016
613034	08/22/2016	W/R	TALBERT'S COMMERCIAL PRODUCTS	1,187.94	08/26/2016
613035	08/22/2016	W/R	TECHNOLOGY ENGINEERING	15,917.75	08/22/2016
613036	08/22/2016	W/W	TEXTHELP INC	1,500.00	
613037	08/22/2016	W/R	TOWN & COUNTRY CO-OP INC.	14,610.14	08/30/2016
613038	08/22/2016	W/R	VOCABULARY SPELLING CITY	52.95	08/31/2016
613039	08/22/2016	W/R	WILLIAM H SADLIER, INC.	3,132.86	08/30/2016
613040	08/22/2016	W/R	MacGILL DISCOUNT NURSE SUPPLY	84.00	08/30/2016
613041	08/22/2016	W/R	WOLFF BROS. SUPPLY, INC.	624.16	08/30/2016
613042	08/22/2016	W/R	YOST EQUIPMENT SALES &	587.62	08/30/2016
613043	08/22/2016	B/R	LINDSEY ROSE	300.00	08/31/2016
613044	08/22/2016	B/R	SHANNON BASSETT	300.00	08/30/2016
613045	08/22/2016	B/R	SHERI STREBELOW	300.00	08/30/2016
613046	08/22/2016	B/R	WEI MA	300.00	08/30/2016
613047	08/22/2016	B/R	CHRISTOPHER GIANNOULIS	239.81	08/31/2016
613048	08/22/2016	B/R	SHELLY OAS	150.00	08/30/2016
613049	08/29/2016	W/W	ADLER TEAM SPORTS	1,814.65	
613050	08/29/2016	W/W	ALBRIGHT SECURITY CENTER, INC.	35.00	
613051	08/29/2016	W/W	ALLIANCE FOR HIGH QUALITY EDUC	240.00	
613052	08/29/2016	W/W	AMAZON.COM	3,258.40	
613053	08/29/2016	W/W	AMERICAN MEDICAL SUPPLY, INC	104.95	
613054	08/29/2016	W/R	ANTHONY RIDGLEY	121.45	08/29/2016
613055	08/29/2016	W/W	APPLIED MSS	240.35	
613056	08/29/2016	W/W	ARROW UNIFORM	1,466.07	
613057	08/29/2016	W/W	AVON MIDDLE SCHOOL	100.00	
613058	08/29/2016	W/W	BAKER & TAYLOR COMPANY	623.79	
613059	08/29/2016	W/W	BALL CHEMICAL & EQUIPMENT CO.	318.35	
613060	08/29/2016	W/W	BARRY JOLLIFF DBA TEAMPLAY	480.00	
613061	08/29/2016	W/W	BSN SPORTS	4,966.80	
613062	08/29/2016	W/W	BUEHLER'S MARKETS	498.33	
613063	08/29/2016	W/W	C AND B INSTALLS	1,800.00	
613064	08/29/2016	W/W	CARDINAL BUS SALES &	121.93	
613065	08/29/2016	W/W	ADVANCE AUTO PARTS (CARQUEST)	308.90	
613066	08/29/2016	W/W	CHAUNCEY WIDDER	56.54	
613067	08/29/2016	W/R	CHRISTOPHER HASSINGER	120.47	08/29/2016
613068	08/29/2016	W/R	CINTAS CORPORATION	124.94	08/31/2016

Date: 9/06/2016

C H E C K R E G I S T E R
Processing Month: August 2016
MEDINA CITY SCHOOL DISTRICT

Page: 5
(CHKREG)

Check#	Check Date	Org Sta	Vendor Paid	Check Amount	Status Date
613069	08/29/2016	W/W	CLEAR BAGS/CLEAR IMAGE, INC	52.17	
613070	08/29/2016	W/W	CLEVELAND CLINIC ATWORK	1,395.00	
613071	08/29/2016	W/W	OHIO CERAMIC SUPPLY, INC.	720.00	
613072	08/29/2016	W/W	COLUMBIA GAS OF OHIO, INC	3,003.02	
613073	08/29/2016	W/W	CORE MATTERS	1,913.45	
613074	08/29/2016	W/W	CRISIS PREVENTON INST, INC.	300.00	
613075	08/29/2016	W/W	CPM EDUCATIONAL PROGRAM	67,886.28	
613076	08/29/2016	W/R	CRAIG KOMAR	209.91	08/29/2016
613077	08/29/2016	W/W	CRANDALL COMPANY, INC	141.85	
613078	08/29/2016	W/W	CROWN TROPHY OF MEDINA	106.74	
613079	08/29/2016	W/W	DAMON INDUSTRIES	497.94	
613080	08/29/2016	W/W	DAN BOCK	424.00	
613081	08/29/2016	W/R	DAVID A COOKE	4.86	08/29/2016
613082	08/29/2016	W/W	DISCOUNT SCHOOL SUPPLY	203.81	
613083	08/29/2016	W/W	EASY GRAPHICS CORP	22,882.80	
613084	08/29/2016	W/R	ELDORA LAVDAS	39.02	08/29/2016
613085	08/29/2016	W/R	ELENA HOFFMAN	50.00	08/29/2016
613086	08/29/2016	W/W	EQUIPARTS	225.37	
613087	08/29/2016	W/W	ERICKA KOTT	49.12	
613088	08/29/2016	W/W	ESC OF MEDINA COUNTY	79,041.88	
613089	08/29/2016	W/W	FBN SYSTEMS, INC.	16,671.00	
613090	08/29/2016	W/W	FEDERAL EXPRESS CORP	59.38	
613091	08/29/2016	W/W	FEDERAL NEWS SERVICES, INC	217.00	
613092	08/29/2016	W/W	GATEWAY TIRE & SERVICE CENTER	156.60	
613093	08/29/2016	W/W	GENE PTACEK & SON	275.00	
613094	08/29/2016	W/W	NAPA AUTOMOTIVE PARTS & SERVIC	812.82	
613095	08/29/2016	W/W	GLIDDEN PROFESSIONAL	104.29	
613096	08/29/2016	W/W	GORDON FOOD SERVICE	123.29	
613097	08/29/2016	W/W	GORDON FOOD SERVICE	16.08	
613098	08/29/2016	W/W	GRAINGER SUPPLY CO	44.50	
613099	08/29/2016	W/W	GRIZZLY AUTO & TIRE	230.20	
613100	08/29/2016	W/W	HARRISON FORD MERCURY	553.48	
613101	08/29/2016	W/W	IRC TEAM SPORTS	1,118.88	
613102	08/29/2016	W/R	JAMA JOHNSON	42.39	08/29/2016
613103	08/29/2016	W/W	JOHN S GRIMM, INC.	202.00	
613104	08/29/2016	W/W	JOHNSON CONTROLS, INC.	2,156.50	
613105	08/29/2016	W/W	JOSH JAMEYSON	145.00	
613106	08/29/2016	W/R	JOSHEN PAPER & PACKAGING	720.00	08/31/2016
613107	08/29/2016	W/R	JULIE WILKES	42.86	08/29/2016
613108	08/29/2016	W/W	KIMBALL MIDWEST	104.28	
613109	08/29/2016	W/R	LAURA CALAIACOVO	41.62	08/29/2016
613110	08/29/2016	W/W	LEADERSHIP MEDINA COUNTY	300.00	
613111	08/29/2016	W/W	LUIS DEJESUS JR.	49.50	
613112	08/29/2016	W/W	MACK INDUSTRIES, INC.	133.00	
613113	08/29/2016	W/W	MARISSA HILL	1,000.00	
613114	08/29/2016	W/W	MARK MABRY	35.00	
613115	08/29/2016	W/W	MARTIN PUBLIC SEATING	32.70	
613116	08/29/2016	W/R	MCM ELECTRONICS	345.00	08/31/2016
613117	08/29/2016	W/W	MEDCO SUPPLY COMPANY	1,047.47	
613118	08/29/2016	W/W	MEDINA ATHLETIC BOOSTERS	5,913.50	
613119	08/29/2016	W/R	MELANIE ZELEZNIK	109.77	08/29/2016
613120	08/29/2016	W/W	META SOLUTIONS	4,092.00	

Date: 9/06/2016

C H E C K R E G I S T E R
Processing Month: August 2016
MEDINA CITY SCHOOL DISTRICT

Page: 6
(CHKREG)

Check#	Check Date	Org Sta	Vendor Paid	Check Amount	Status Date
613121	08/29/2016	W/R	MICHELLE KOERPER	47.31	08/29/2016
613122	08/29/2016	W/W	MICHELLE MCGRATH	838.78	
613123	08/29/2016	W/W	MIOTECH SPORTS MEDICINE SUPPLY	1,067.85	
613124	08/29/2016	W/W	MNJ TECHNOLOGIES DIRECT INC.	522.00	
613125	08/29/2016	W/W	MTM SIGNS	200.00	
613126	08/29/2016	W/W	NICKLES BAKERY	70.10	
613127	08/29/2016	W/W	NORTHCOAST STRIPING	400.00	
613128	08/29/2016	W/W	NORTHERN TOOL & EQUIPMENT	253.99	
613129	08/29/2016	W/W	OHIO EDISON COMPANY	119.76	
613130	08/29/2016	W/W	OHIO SCHOOL BOARDS ASSOC	480.00	
613131	08/29/2016	W/W	RANDY KING, TREASURER - OIAAA	135.00	
613132	08/29/2016	W/W	ORIENTAL TRADING COMPANY	351.04	
613133	08/29/2016	W/W	OSPA-OHIO SCHOOL PSYCHOLOGISTS	120.00	
613134	08/29/2016	W/W	CAFETERIA-PEPSI COLA ORDERS	540.32	
613135	08/29/2016	W/W	PRACTICAL SOLUTIONS	3,480.00	
613136	08/29/2016	W/W	PRAXAIR	23.45	
613137	08/29/2016	W/W	PREMIER AGENDAS, INC.	12,416.50	
613138	08/29/2016	W/R	RAYMOND MOHN	19.69	08/29/2016
613139	08/29/2016	W/W	REALLY GOOD STUFF	423.58	
613140	08/29/2016	W/W	REINHARDT SUPPLY COMPANY	7,291.86	
613141	08/29/2016	W/W	REPRO-DEPOT PRINTING	45.00	
613142	08/29/2016	W/W	ROBERTS GRAPHICS	124.80	
613143	08/29/2016	W/W	ROJEN COMPANY	114.13	
613144	08/29/2016	W/W	ROUND TRACKER	67.00	
613145	08/29/2016	W/V	ROWLEYS WHOLESALE	3,948.48	08/30/2016
613146	08/29/2016	W/W	S3 TECHNOLOGIES	20,129.90	
613147	08/29/2016	W/R	SANSON COMPANY	189.50	08/31/2016
613148	08/29/2016	W/W	SCHOLASTIC MAGAZINES	1,731.58	
613149	08/29/2016	W/W	SCHOLASTIC/SUPER SCIENCE MAG	370.26	
613150	08/29/2016	W/W	SCHOOL MATE	1,508.25	
613151	08/29/2016	W/W	SCHOOL SPECIALTY, INC	20.51	
613152	08/29/2016	W/R	SHARON OLTERS DORF	216.00	08/29/2016
613153	08/29/2016	W/W	SHERWIN WILLIAMS COMPANY	205.12	
613154	08/29/2016	W/W	STANDARD WELDING & STEEL	9.30	
613155	08/29/2016	W/R	STEVEN MISHLER	35.97	08/29/2016
613156	08/29/2016	W/W	STUDIES WEEKLY, INC	824.68	
613157	08/29/2016	W/W	SUBURBAN SCHOOL	4,409.00	
613158	08/29/2016	W/R	TALBERT'S COMMERCIAL PRODUCTS	607.91	08/31/2016
613159	08/29/2016	W/W	TCI	650.00	
613160	08/29/2016	W/W	TECHNOLOGY RECOVERY GROUP	6,860.53	
613161	08/29/2016	W/R	TERESA LAWLER	163.24	08/29/2016
613162	08/29/2016	W/W	TERMINAL SUPPLY, INC	170.22	
613163	08/29/2016	W/R	THERESA PAPPANO	42.75	08/29/2016
613164	08/29/2016	W/R	TRACEY KELLY	89.99	08/29/2016
613165	08/29/2016	W/W	USA CUSTOM APPAREL LLC	130.00	
613166	08/29/2016	W/R	VANESSA SHRIVER	84.92	08/29/2016
613167	08/29/2016	W/W	VERIZON BUSINESS	622.19	
613168	08/29/2016	W/W	VERNIER SOFTWARE & TECHNOLOGY	5,784.82	
613169	08/29/2016	W/W	W.B. MASON CO., INC.	18,852.49	
613170	08/29/2016	W/W	WOLFF BROS. SUPPLY, INC.	265.89	
613171	08/29/2016	W/W	YOST EQUIPMENT SALES &	105.25	
613172	08/29/2016	B/B	JESSICA LAUREANO	300.00	

Date: 9/06/2016

C H E C K R E G I S T E R
Processing Month: August 2016
MEDINA CITY SCHOOL DISTRICT

Page: 7
(CHKREG)

Check#	Check Date	Org Sta	Vendor Paid	Check Amount	Status Date
613173	08/29/2016	B/B	SHANNON BASSETT	300.00	
613174	08/29/2016	B/B	LAURA SHENEFIELD	181.00	
613175	08/29/2016	B/B	RYAN CAFFEE	181.00	
613176	08/29/2016	B/B	MAUREEN MORRIS	888.00	
942326	08/12/2016	C/C	MEMO -MEDINA CITY SCHOOLS	1,651,909.36	
942327	08/11/2016	C/C	MEMO -MEDINA CITY SCHOOLS	5,342.59	
942328	08/13/2016	C/C	MEMO -MEDINA CITY SCHOOLS	14,953.12	
942329	08/26/2016	C/C	MEMO -MEDINA CITY SCHOOLS	1,732,354.31	
Total Checks Issued				\$ 7,062,754.42	

Date: 09/06/16
Time: 3:51 pm

MEDINA CITY SCHOOL DISTRICT
Appropriation Account Summary
SORTED BY FUND-SCC

Page: 1
(APPSUM)

FYTD Appropriated	Prior FY Carryover Encumbrances	FYTD Expendable	FYTD Actual Expenditures	MTD Actual Expenditures	Current Encumbrances	FYTD Unencumbered Balance	FYTD Percent Exp/Enc
*****TOTAL FOR FUND-SCC 001 0000 (GENERAL FUND):							
54,666,375.76	1,245,163.02	55,911,538.78	13,112,974.43	5,581,090.40	2,776,116.26	40,022,448.09	28.42
=====							
*****TOTAL FOR FUND-SCC 002 0000 (BOND RETIREMENT):							
1,420,075.00	0.00	1,420,075.00	8,841.94	8,841.94	0.00	1,411,233.06	0.62
=====							
*****TOTAL FOR FUND-SCC 002 9000 (BOND RETIREMENT - NEW ELEM/SR HIGH):							
4,303,111.50	0.00	4,303,111.50	25,789.16	25,789.16	0.00	4,277,322.34	0.60
=====							
*****TOTAL FOR FUND-SCC 002 9012 (LOCAL SALES TAX RETIREMENT OF COPS):							
1,741,837.50	0.00	1,741,837.50	0.00	0.00	0.00	1,741,837.50	0.00
=====							
*****TOTAL FOR FUND-SCC 002 9014 (CONSOLIDATION - ENERGY & TRANSP NOTES):							
340,893.75	0.00	340,893.75	0.00	0.00	0.00	340,893.75	0.00
=====							
*****TOTAL FOR FUND-SCC 003 9001 (MEDINA CITY REC CENTER-PERMANENT IMPROV.):							
0.00	12,300.00	12,300.00	6,369.06	4,400.25-	0.00	5,930.94	51.78
=====							
*****TOTAL FOR FUND-SCC 006 0000 (LUNCHROOM FUND):							
2,071,213.87	40,115.07	2,111,328.94	289,364.07	111,401.90	205,337.09	1,616,627.78	23.43
=====							
*****TOTAL FOR FUND-SCC 009 9000 (STAR):							
20,250.00	0.00	20,250.00	0.00	0.00	0.00	20,250.00	0.00
=====							
*****TOTAL FOR FUND-SCC 009 9110 (UNIFORM SUPPLIES GARFIELD):							
12,967.00	369.74	13,336.74	109.77	109.77	3,919.82	9,307.15	30.21
=====							
*****TOTAL FOR FUND-SCC 009 9120 (UNIFORM SUPPLIES - CANAVAN):							
14,176.00	2,786.30	16,962.30	2,306.80	666.09	10,275.17	4,380.33	74.18
=====							

Date: 09/06/16
Time: 3:51 pm

MEDINA CITY SCHOOL DISTRICT
Appropriation Account Summary
SORTED BY FUND-SCC

Page: 2
(APPSUM)

FYTD Appropriated	Prior FY Carryover Encumbrances	FYTD Expendable	FYTD Actual Expenditures	MTD Actual Expenditures	Current Encumbrances	FYTD Unencumbered Balance	FYTD Percent Exp/Enc
*****TOTAL FOR FUND-SCC 009 9130 (UNIFORM SUPPLIES - FENN):							
17,128.00	0.00	17,128.00	8,486.35	8,486.35	4,875.52	3,766.13	78.01
=====							
*****TOTAL FOR FUND-SCC 009 9140 (UNIFORM SUPPLIES - HERITAGE):							
14,679.00	0.00	14,679.00	144.00	144.00	11,290.50	3,244.50	77.90
=====							
*****TOTAL FOR FUND-SCC 009 9160 (UNIFORM SUPPLIES - BLAKE):							
15,976.84	0.00	15,976.84	1,443.77	1,443.77	14,533.07	0.00	100.00
=====							
*****TOTAL FOR FUND-SCC 009 9170 (UNIFORM SUPPLIES - RALPH WAITE ELEMENTARY):							
20,008.00	0.00	20,008.00	11,649.61	11,649.61	2,244.65	6,113.74	69.44
=====							
*****TOTAL FOR FUND-SCC 009 9180 (UNIFORM SUPPLIES - ELIZA NORTHROP ELEMENTARY):							
16,307.00	0.00	16,307.00	473.00	473.00	12,750.17	3,083.83	81.09
=====							
*****TOTAL FOR FUND-SCC 009 9200 (UNIFORM SUPPLIES - CLAGGETT MIDDLE SCHOOL):							
56,885.00	400.00	57,285.00	6,553.11	6,236.22	27,739.55	22,992.34	59.86
=====							
*****TOTAL FOR FUND-SCC 009 9210 (UNIFORM SUPPLIES - A.I. ROOT MIDDLE SCHOOL):							
41,542.00	173.06	41,715.06	1,970.86	1,656.25	28,724.91	11,019.29	73.58
=====							
*****TOTAL FOR FUND-SCC 009 9300 (UNIFORM SUPPLIES - SENIOR HIGH SCHOOL):							
165,854.00	9,668.95	175,522.95	29,467.29	16,241.59	98,009.19	48,046.47	72.63
=====							
*****TOTAL FOR FUND-SCC 014 9016 (MEDINA CNTY JUV DET CNTR):							
38,100.00	0.00	38,100.00	53,207.50	21,379.18	0.00	15,107.50	139.65
=====							
*****TOTAL FOR FUND-SCC 014 9115 (EVOLVE FY 15):							
32,187.00	17.55	32,204.55	8.32	0.00	0.00	32,196.23	0.03
=====							

Date: 09/06/16
Time: 3:51 pm

MEDINA CITY SCHOOL DISTRICT
Appropriation Account Summary
SORTED BY FUND-SCC

Page: 3
(APPSUM)

FYTD Appropriated	Prior FY Carryover Encumbrances	FYTD Expendable	FYTD Actual Expenditures	MTD Actual Expenditures	Current Encumbrances	FYTD Unencumbered Balance	FYTD Percent Exp/Enc
*****TOTAL FOR FUND-SCC 014 9116 (EVOLVE FY 16):							
637,754.74	27,869.88	665,624.62	89,052.62	37,030.72	28,517.13	548,054.87	17.66
=====							
*****TOTAL FOR FUND-SCC 016 0000 (EMERGENCY LEVY):							
2,497,057.00	0.00	2,497,057.00	632,760.84	278,520.77	10,781.30	1,853,514.86	25.77
=====							
*****TOTAL FOR FUND-SCC 018 9110 (PRINCIPAL'S FUND - GARFIELD):							
15,000.00	52.45	15,052.45	306.50	306.50	1,395.95	13,350.00	11.31
=====							
*****TOTAL FOR FUND-SCC 018 9111 (GARFIELD SCHOOL STORE):							
250.00	0.00	250.00	50.00	50.00	0.00	200.00	20.00
=====							
*****TOTAL FOR FUND-SCC 018 9113 (GARFIELD MEDIA CENTER):							
3,500.00	11.23	3,511.23	11.23	0.00	0.00	3,500.00	0.32
=====							
*****TOTAL FOR FUND-SCC 018 9120 (PRINCIPAL - CANAVAN):							
30,999.00	0.00	30,999.00	1,632.50	1,632.50	6,974.50	22,392.00	27.77
=====							
*****TOTAL FOR FUND-SCC 018 9123 (BOOK FAIR - CANAVAN):							
10,000.00	219.08	10,219.08	184.76	184.76	8,251.39	1,782.93	82.55
=====							
*****TOTAL FOR FUND-SCC 018 9130 (PRINCIPAL - FENN):							
28,050.00	20,729.79	48,779.79	3,639.51	2,473.91	28,299.40	16,840.88	65.48
=====							
*****TOTAL FOR FUND-SCC 018 9132 (FENN SCHOOL STORE):							
1,000.00	0.00	1,000.00	187.23	137.23	259.17	553.60	44.64
=====							
*****TOTAL FOR FUND-SCC 018 9133 (BOOK FAIR - FENN):							
0.00	7,964.74	7,964.74	0.00	0.00	7,964.74	0.00	100.00
=====							

Date: 09/06/16
Time: 3:51 pm

MEDINA CITY SCHOOL DISTRICT
Appropriation Account Summary
SORTED BY FUND-SCC

Page: 4
(APPSUM)

FYTD Appropriated	Prior FY Carryover Encumbrances	FYTD Expendable	FYTD Actual Expenditures	MTD Actual Expenditures	Current Encumbrances	FYTD Unencumbered Balance	FYTD Percent Exp/Enc
*****TOTAL FOR FUND-SCC 018 9135 (MEDINA SKI TEAM - DISTRICTWIDE):							
6,000.00	0.00	6,000.00	0.00	0.00	0.00	6,000.00	0.00
=====							
*****TOTAL FOR FUND-SCC 018 9140 (PRINCIPAL'S FUND - HERITAGE):							
8,900.00	2,303.47	11,203.47	2,816.03	250.00	1,300.00	7,087.44	36.74
=====							
*****TOTAL FOR FUND-SCC 018 9143 (HERITAGE MEDIA CENTER):							
6,200.00	132.94	6,332.94	0.00	0.00	6,332.94	0.00	100.00
=====							
*****TOTAL FOR FUND-SCC 018 9160 (PRINCIPAL'S FUND - H G BLAKE):							
20,900.00	182.15	21,082.15	689.03	689.03	1,606.82	18,786.30	10.89
=====							
*****TOTAL FOR FUND-SCC 018 9163 (BLAKE MEDIA CENTER):							
5,000.00	194.65	5,194.65	780.50	780.50	614.15	3,800.00	26.85
=====							
*****TOTAL FOR FUND-SCC 018 9170 (PRINCIPALS FUND - RALPH WAITE ELEMENTARY):							
27,800.00	0.00	27,800.00	384.92	384.92	2,115.08	25,300.00	8.99
=====							
*****TOTAL FOR FUND-SCC 018 9173 (MEDIA CENTER RALPH WAITE ELEMENTARY):							
9,000.00	0.00	9,000.00	0.00	0.00	0.00	9,000.00	0.00
=====							
*****TOTAL FOR FUND-SCC 018 9180 (PRINCIPALS FUND ELIZA NORTHROP ELEMENTARY):							
12,000.00	0.00	12,000.00	310.97	300.00	3,650.80	8,038.23	33.01
=====							
*****TOTAL FOR FUND-SCC 018 9181 (NORTHROP ELEMENTARY SCHOOL STORE):							
200.00	0.00	200.00	0.00	0.00	0.00	200.00	0.00
=====							
*****TOTAL FOR FUND-SCC 018 9183 (MEDIA CENTER ELIZA NORTHROP ELEMENTARY):							
4,500.00	0.00	4,500.00	0.00	0.00	0.00	4,500.00	0.00
=====							

Date: 09/06/16
Time: 3:51 pm

MEDINA CITY SCHOOL DISTRICT
Appropriation Account Summary
SORTED BY FUND-SCC

Page: 5
(APPSUM)

FYTD Appropriated	Prior FY Carryover Encumbrances	FYTD Expendable	FYTD Actual Expenditures	MTD Actual Expenditures	Current Encumbrances	FYTD Unencumbered Balance	FYTD Percent Exp/Enc
*****TOTAL FOR FUND-SCC 018 9200 (PRINCIPAL'S FUND - CLAGGETT M.S.):							
31,550.00	3,317.55	34,867.55	3,704.86	0.00	2,988.19	28,174.50	19.20
=====							
*****TOTAL FOR FUND-SCC 018 9203 (CLAGGETT M.S. MEDIA CENTER):							
7,300.00	76.62	7,376.62	106.41	56.41	0.00	7,270.21	1.44
=====							
*****TOTAL FOR FUND-SCC 018 9210 (PRINCIPAL'S FUND - ROOT M.S.):							
28,000.00	731.59	28,731.59	500.00	0.00	5,231.59	23,000.00	19.95
=====							
*****TOTAL FOR FUND-SCC 018 9211 (ROOT M.S. MEDIA CENTER):							
4,050.00	320.41	4,370.41	287.67	0.00	43.93	4,038.81	7.59
=====							
*****TOTAL FOR FUND-SCC 018 9300 (PRINCIPAL'S FUND - SENIOR HIGH):							
47,500.00	42,365.78	89,865.78	39,434.50	1,513.25	44,916.73	5,514.55	93.86
=====							
*****TOTAL FOR FUND-SCC 018 9301 (MEDIA CENTER FUND):							
1,370.00	0.00	1,370.00	50.00	50.00	0.00	1,320.00	3.65
=====							
*****TOTAL FOR FUND-SCC 018 9302 (SPECIAL FUNDRAISER - SENIOR HIGH):							
37,000.00	0.00	37,000.00	0.00	0.00	0.00	37,000.00	0.00
=====							
*****TOTAL FOR FUND-SCC 018 9303 (PERFORMING ARTS):							
36,100.00	7,655.00	43,755.00	11,684.42	1,351.09	30,948.91	1,121.67	97.44
=====							
*****TOTAL FOR FUND-SCC 018 9304 (BATTLING BEES BOOKSTORE):							
18,150.00	0.00	18,150.00	1,050.00	0.00	15,200.00	1,900.00	89.53
=====							
*****TOTAL FOR FUND-SCC 018 9901 (PUBLIC SCHOOL SUPPORT - INSTRUCTION DEPT.):							
0.00	1,145.29	1,145.29	743.37	370.17	399.27	2.65	99.77
=====							

Date: 09/06/16
Time: 3:51 pm

MEDINA CITY SCHOOL DISTRICT
Appropriation Account Summary
SORTED BY FUND-SCC

Page: 6
(APPSUM)

FYTD Appropriated	Prior FY Carryover Encumbrances	FYTD Expendable	FYTD Actual Expenditures	MTD Actual Expenditures	Current Encumbrances	FYTD Unencumbered Balance	FYTD Percent Exp/Enc
*****TOTAL FOR FUND-SCC 018 9905 (PUBLIC SCHOOL SUPPORT/STUDENT SERVICES):							
0.00	4.45	4.45	0.00	0.00	4.45	0.00	100.00
=====							
*****TOTAL FOR FUND-SCC 019 9017 (MCDAC GRANT FY17):							
0.00	0.00	0.00	5,087.21	5,087.21	0.00	5,087.21-	0.00
=====							
*****TOTAL FOR FUND-SCC 019 9715 (FUEL UP - BLAKE - FY15):							
19.07	19.07	38.14	0.00	0.00	19.07	19.07	50.00
=====							
*****TOTAL FOR FUND-SCC 020 9001 (TRANSPORTATION ENTERPRISE):							
35,000.00	209.18	35,209.18	0.00	0.00	6,209.18	29,000.00	17.64
=====							
*****TOTAL FOR FUND-SCC 022 9000 (Unclaimed funds):							
10,000.00	0.00	10,000.00	2,000.00	1,000.00	8,000.00	0.00	100.00
=====							
*****TOTAL FOR FUND-SCC 024 9001 (MEDICAL AND DRUG/SELF INSURANCE FUNDS):							
7,345,213.00	5,959.84	7,351,172.84	1,252,172.87	681,031.30	1,550,272.41	4,548,727.56	38.12
=====							
*****TOTAL FOR FUND-SCC 024 9002 (DENTAL SELF INSURANCE FUNDS):							
650,000.00	0.00	650,000.00	108,079.96	54,008.55	0.00	541,920.04	16.63
=====							
*****TOTAL FOR FUND-SCC 024 9094 (FLEX PRO):							
8,500.00	0.00	8,500.00	1,016.40	508.20	583.60	6,900.00	18.82
=====							
*****TOTAL FOR FUND-SCC 027 0000 (WORKMANS COMP.-SELF INS):							
190,000.00	0.00	190,000.00	4,453.25	1,958.79	92,655.65	92,891.10	51.11
=====							
*****TOTAL FOR FUND-SCC 071 9013 (LOCAL SALES TAX PERMANENT IMPROVEMENTS):							
2,737,587.50	28,511.34	2,766,098.84	201,427.82	168,437.82	690,755.52	1,873,915.50	32.25
=====							

Date: 09/06/16
Time: 3:51 pm

MEDINA CITY SCHOOL DISTRICT
Appropriation Account Summary
SORTED BY FUND-SCC

Page: 7
(APPSUM)

FYTD Appropriated	Prior FY Carryover Encumbrances	FYTD Expendable	FYTD Actual Expenditures	MTD Actual Expenditures	Current Encumbrances	FYTD Unencumbered Balance	FYTD Percent Exp/Enc
*****TOTAL FOR FUND-SCC 200 9110 (GARFIELD STUDENT COUNCIL/K-KIDS CLUB):							
1,200.00	0.00	1,200.00	0.00	0.00	125.00	1,075.00	10.42
=====							
*****TOTAL FOR FUND-SCC 200 9121 (ELLA CANAVAN STUDENT COUNCIL):							
408.00	385.78	793.78	0.00	0.00	400.00	393.78	50.39
=====							
*****TOTAL FOR FUND-SCC 200 9185 (K-KIDS KIWANIS ACTIVITY CLUB-NORTHROP):							
1,000.00	0.00	1,000.00	0.00	0.00	1,000.00	0.00	100.00
=====							
*****TOTAL FOR FUND-SCC 200 9202 (CLAGGETT MIDDLE SCH. STUDENT COUNCIL):							
5,000.00	236.94	5,236.94	0.00	0.00	236.94	5,000.00	4.52
=====							
*****TOTAL FOR FUND-SCC 200 9205 (CLAGGETT MIDDLE SCH. BUILDERS CLUB):							
800.00	0.00	800.00	0.00	0.00	0.00	800.00	0.00
=====							
*****TOTAL FOR FUND-SCC 200 9209 (CLAGGETT MIDDLE SCHOOL DRAMA CLUB):							
5,000.00	0.00	5,000.00	0.00	0.00	0.00	5,000.00	0.00
=====							
*****TOTAL FOR FUND-SCC 200 9256 (DRAMA CLUB - ROOT M.S.):							
3,790.00	77.17	3,867.17	0.00	0.00	77.17	3,790.00	2.00
=====							
*****TOTAL FOR FUND-SCC 200 9258 (STUDENT COUNCIL - ROOT M.S.):							
990.00	182.96	1,172.96	0.00	0.00	182.96	990.00	15.60
=====							
*****TOTAL FOR FUND-SCC 200 9301 (YOUNG AMERICANS FOR FREEDOM):							
1,000.00	0.00	1,000.00	0.00	0.00	50.00	950.00	5.00
=====							
*****TOTAL FOR FUND-SCC 200 9302 (ART CLUB):							
130.00	0.00	130.00	0.00	0.00	130.00	0.00	100.00
=====							

Date: 09/06/16
Time: 3:51 pm

MEDINA CITY SCHOOL DISTRICT
Appropriation Account Summary
SORTED BY FUND-SCC

Page: 8
(APPSUM)

FYTD Appropriated	Prior FY Carryover Encumbrances	FYTD Expendable	FYTD Actual Expenditures	MTD Actual Expenditures	Current Encumbrances	FYTD Unencumbered Balance	FYTD Percent Exp/Enc
*****TOTAL FOR FUND-SCC 200 9305 (CHEMCLUB):							
300.00	0.00	300.00	0.00	0.00	290.00	10.00	96.67
=====							
*****TOTAL FOR FUND-SCC 200 9307 (CHOIR):							
30,000.00	7,451.10	37,451.10	3,678.87	0.00	33,772.23	0.00	100.00
=====							
*****TOTAL FOR FUND-SCC 200 9312 (DRAMA CLUB):							
36,500.00	0.00	36,500.00	41.70	0.00	36,000.00	458.30	98.74
=====							
*****TOTAL FOR FUND-SCC 200 9318 (GIRLS LEADERSHIP CLUB):							
1,200.00	0.00	1,200.00	255.00	0.00	945.00	0.00	100.00
=====							
*****TOTAL FOR FUND-SCC 200 9321 (KEY CLUB):							
10,000.00	0.00	10,000.00	47.99	0.00	9,850.00	102.01	98.98
=====							
*****TOTAL FOR FUND-SCC 200 9323 (MEDINAMITE):							
900.00	0.00	900.00	0.00	0.00	670.00	230.00	74.44
=====							
*****TOTAL FOR FUND-SCC 200 9324 (MEDINIAN):							
15,000.00	0.00	15,000.00	0.00	0.00	15,000.00	0.00	100.00
=====							
*****TOTAL FOR FUND-SCC 200 9325 (MUSIC - BAND):							
20,000.00	678.22	20,678.22	3,399.99	0.00	18,000.00	721.77	103.49
=====							
*****TOTAL FOR FUND-SCC 200 9326 (NATIONAL HONOR SOCIETY):							
2,850.00	0.00	2,850.00	0.00	0.00	2,850.00	0.00	100.00
=====							
*****TOTAL FOR FUND-SCC 200 9327 (ORCHESTRA):							
3,219.47	0.00	3,219.47	1,219.47	950.41	2,000.00	0.00	100.00
=====							

Date: 09/06/16
Time: 3:51 pm

MEDINA CITY SCHOOL DISTRICT
Appropriation Account Summary
SORTED BY FUND-SCC

Page: 9
(APPSUM)

FYTD Appropriated	Prior FY Carryover Encumbrances	FYTD Expendable	FYTD Actual Expenditures	MTD Actual Expenditures	Current Encumbrances	FYTD Unencumbered Balance	FYTD Percent Exp/Enc
*****TOTAL FOR FUND-SCC 200 9332 (SPANISH CLUB):							
2,500.00	0.00	2,500.00	0.00	0.00	0.00	2,500.00	0.00
=====							
*****TOTAL FOR FUND-SCC 200 9333 (STUDENT COUNCIL):							
21,000.00	0.00	21,000.00	1,930.61	1,521.62	19,069.39	0.00	100.00
=====							
*****TOTAL FOR FUND-SCC 200 9335 (LATIN CLUB):							
1,600.00	0.00	1,600.00	49.81	0.00	1,550.19	0.00	100.00
=====							
*****TOTAL FOR FUND-SCC 200 9337 (AMERICAN SIGN LANGUAGE CLUB):							
74.31	0.00	74.31	0.00	0.00	0.00	74.31	0.00
=====							
*****TOTAL FOR FUND-SCC 200 9339 (SPEECH/DEBATE CLUB):							
33,500.00	41.50	33,541.50	0.00	0.00	12,041.50	21,500.00	35.90
=====							
*****TOTAL FOR FUND-SCC 200 9340 (S. A. D. D.):							
550.00	0.00	550.00	0.00	0.00	550.00	0.00	100.00
=====							
*****TOTAL FOR FUND-SCC 200 9346 (PENGUIN BOWL/NOSB):							
650.00	0.00	650.00	0.00	0.00	650.00	0.00	100.00
=====							
*****TOTAL FOR FUND-SCC 200 9350 (TECHNOLOGY CLUB):							
1,200.00	0.00	1,200.00	0.00	0.00	500.00	700.00	41.67
=====							
*****TOTAL FOR FUND-SCC 200 9352 (VIDEO CLUB - SR HI):							
7,000.00	0.00	7,000.00	859.41	0.00	6,140.59	0.00	100.00
=====							
*****TOTAL FOR FUND-SCC 200 9353 (CHINESE CLUB):							
250.00	0.00	250.00	0.00	0.00	250.00	0.00	100.00
=====							

Date: 09/06/16
Time: 3:51 pm

MEDINA CITY SCHOOL DISTRICT
Appropriation Account Summary
SORTED BY FUND-SCC

Page: 10
(APPSUM)

FYTD Appropriated	Prior FY Carryover Encumbrances	FYTD Expendable	FYTD Actual Expenditures	MTD Actual Expenditures	Current Encumbrances	FYTD Unencumbered Balance	FYTD Percent Exp/Enc
*****TOTAL FOR FUND-SCC 200 9355 (GAY STRAIGHT ALLIANCE):							
500.00	0.00	500.00	0.00	0.00	500.00	0.00	100.00
=====							
*****TOTAL FOR FUND-SCC 200 9380 (V O F T):							
39,000.00	0.00	39,000.00	434.42	434.42	37,000.00	1,565.58	95.99
=====							
*****TOTAL FOR FUND-SCC 200 9412 (CLASS OF 2012):							
2,660.00	0.00	2,660.00	0.00	0.00	0.00	2,660.00	0.00
=====							
*****TOTAL FOR FUND-SCC 200 9413 (CLASS OF 2013):							
715.00	0.00	715.00	0.00	0.00	0.00	715.00	0.00
=====							
*****TOTAL FOR FUND-SCC 200 9414 (CLASS OF 2014):							
360.00	0.00	360.00	0.00	0.00	0.00	360.00	0.00
=====							
*****TOTAL FOR FUND-SCC 200 9415 (CLASS OF 2015):							
960.00	0.00	960.00	0.00	0.00	0.00	960.00	0.00
=====							
*****TOTAL FOR FUND-SCC 200 9416 (CLASS OF 2016):							
2,500.00	0.00	2,500.00	147.58	0.00	0.00	2,352.42	5.90
=====							
*****TOTAL FOR FUND-SCC 200 9417 (CLASS OF 2017):							
4,500.00	530.80	5,030.80	1,263.51	0.00	3,399.47	367.82	92.69
=====							
*****TOTAL FOR FUND-SCC 200 9418 (CLASS OF 2018):							
16,350.00	0.00	16,350.00	0.00	0.00	4,100.00	12,250.00	25.08
=====							
*****TOTAL FOR FUND-SCC 200 9419 (CLASS OF 2019):							
50.00	0.00	50.00	0.00	0.00	50.00	0.00	100.00
=====							

Date: 09/06/16
Time: 3:51 pm

MEDINA CITY SCHOOL DISTRICT
Appropriation Account Summary
SORTED BY FUND-SCC

Page: 11
(APPSUM)

FYTD Appropriated	Prior FY Carryover Encumbrances	FYTD Expendable	FYTD Actual Expenditures	MTD Actual Expenditures	Current Encumbrances	FYTD Unencumbered Balance	FYTD Percent Exp/Enc
*****TOTAL FOR FUND-SCC 200 9420 (CLASS OF 2020):							
50.00	0.00	50.00	0.00	0.00	0.00	50.00	0.00
=====							
*****TOTAL FOR FUND-SCC 300 0000 (ATHLETIC FUND):							
358,862.50	36,785.87	395,648.37	83,943.30	26,677.47	83,507.55	228,197.52	42.32
=====							
*****TOTAL FOR FUND-SCC 300 9201 (CLAGGETT MIDDLE SCH. BAND FUND):							
33,000.00	600.00	33,600.00	3,656.40	230.09-	4,000.00	25,943.60	22.79
=====							
*****TOTAL FOR FUND-SCC 300 9208 (CLAGGETT - 6TH GRADE TRIPS):							
154,000.00	84.00	154,084.00	0.00	0.00	84.00	154,000.00	0.05
=====							
*****TOTAL FOR FUND-SCC 300 9250 (ROOT M.S. BAND FUND):							
17,600.00	0.00	17,600.00	2,921.43	0.00	3,000.00	11,678.57	33.64
=====							
*****TOTAL FOR FUND-SCC 300 9253 (ROOT M.S. BEEHIVE):							
500.00	100.00	600.00	0.00	0.00	200.00	400.00	33.33
=====							
*****TOTAL FOR FUND-SCC 300 9258 (ROOT - DISTRICT SUPERVISED ACTIVITIES):							
114,318.00	0.00	114,318.00	11,350.00	0.00	0.00	102,968.00	9.93
=====							
*****TOTAL FOR FUND-SCC 300 9302 (BOYS VOLLEYBALL):							
5,000.00	600.00	5,600.00	600.00	0.00	2,500.00	2,500.00	55.36
=====							
*****TOTAL FOR FUND-SCC 300 9303 (HUDDLE/SHUDDLE):							
1,420.00	0.00	1,420.00	60.62	0.00	1,289.38	70.00	95.07
=====							
*****TOTAL FOR FUND-SCC 300 9304 (LINK CREW):							
4,000.00	0.00	4,000.00	0.00	0.00	4,000.00	0.00	100.00
=====							

Date: 09/06/16
Time: 3:51 pm

MEDINA CITY SCHOOL DISTRICT
Appropriation Account Summary
SORTED BY FUND-SCC

Page: 12
(APPSUM)

FYTD Appropriated	Prior FY Carryover Encumbrances	FYTD Expendable	FYTD Actual Expenditures	MTD Actual Expenditures	Current Encumbrances	FYTD Unencumbered Balance	FYTD Percent Exp/Enc
*****TOTAL FOR FUND-SCC 300 9305 (MHS DANCE TEAM):							
900.00	0.00	900.00	0.00	0.00	0.00	900.00	0.00
=====							
*****TOTAL FOR FUND-SCC 300 9306 (MHS - DISTRICT SUPERVISED ACTIVITIES):							
200.00	0.00	200.00	0.00	0.00	0.00	200.00	0.00
=====							
*****TOTAL FOR FUND-SCC 300 9334 (BEEHIVE CAFE):							
13,550.00	1,052.37	14,602.37	3,606.26	0.00	9,558.57	1,437.54	90.16
=====							
*****TOTAL FOR FUND-SCC 300 9390 (GLOBAL TRIPS):							
1,500.00	0.00	1,500.00	0.00	0.00	0.00	1,500.00	0.00
=====							
*****TOTAL FOR FUND-SCC 401 9016 (AUXILIARY FUNDS/ST FRANCIS):							
23,036.26	49,817.56	72,853.82	54,925.98	9,805.42	13,382.42	4,545.42	93.76
=====							
*****TOTAL FOR FUND-SCC 401 9017 (AUXILIARY FUNDS/ST FRANCIS):							
0.00	0.00	0.00	4,691.64	4,691.64	0.00	4,691.64-	0.00
=====							
*****TOTAL FOR FUND-SCC 401 9026 (AUX FUNDS NURTURY):							
5,863.05	300.00	6,163.05	300.00	0.00	218.50	5,644.55	8.41
=====							
*****TOTAL FOR FUND-SCC 401 9036 (AUX FUNDS MCA):							
1,911.13	28,877.64	30,788.77	27,372.22	912.98	3,362.77	53.78	99.83
=====							
*****TOTAL FOR FUND-SCC 401 9046 (AUX FUNDS KIDS COUNTRY):							
678.89	7,455.97	8,134.86	6,659.78	1,955.00	790.15	684.93	91.58
=====							
*****TOTAL FOR FUND-SCC 401 9066 (SM WONDERS):							
1,644.12	0.00	1,644.12	0.00	0.00	0.00	1,644.12	0.00
=====							

Date: 09/06/16
Time: 3:51 pm

MEDINA CITY SCHOOL DISTRICT
Appropriation Account Summary
SORTED BY FUND-SCC

Page: 13
(APPSUM)

FYTD Appropriated	Prior FY Carryover Encumbrances	FYTD Expendable	FYTD Actual Expenditures	MTD Actual Expenditures	Current Encumbrances	FYTD Unencumbered Balance	FYTD Percent Exp/Enc
*****TOTAL FOR FUND-SCC 463 9016 (ALT ED):							
3,496.81	0.00	3,496.81	0.00	0.00	0.00	3,496.81	0.00
=====							
*****TOTAL FOR FUND-SCC 463 9017 (ALT ED):							
41,553.00	0.00	41,553.00	1,829.56	1,829.56	0.00	39,723.44	4.40
=====							
*****TOTAL FOR FUND-SCC 516 9015 (TITLE VI-B):							
2,690.82	0.00	2,690.82	0.00	0.00	0.00	2,690.82	0.00
=====							
*****TOTAL FOR FUND-SCC 516 9016 (TITLE VI-B):							
218,413.22	96,097.31	314,510.53	185,163.86	49,569.03	720.00	128,626.67	59.10
=====							
*****TOTAL FOR FUND-SCC 516 9017 (TITLE VI-B):							
1,424,203.33	0.00	1,424,203.33	58,398.04	58,398.04	91,844.93	1,273,960.36	10.55
=====							
*****TOTAL FOR FUND-SCC 551 9117 (TITLE III LEP):							
11,219.47	0.00	11,219.47	7,837.50	7,837.50	3,181.97	200.00	98.22
=====							
*****TOTAL FOR FUND-SCC 572 9016 (TITLE I):							
84,179.28	75,436.18	159,615.46	77,263.73	21,184.62	10,117.80	72,233.93	54.75
=====							
*****TOTAL FOR FUND-SCC 572 9017 (TITLE I):							
574,445.08	0.00	574,445.08	18,350.86	18,350.86	12,000.00	544,094.22	5.28
=====							
*****TOTAL FOR FUND-SCC 572 9116 (TITLE I-D):							
106,389.21	4,450.69	110,839.90	21,873.53	4,775.78	0.00	88,966.37	19.73
=====							
*****TOTAL FOR FUND-SCC 572 9117 (TITLE I-D):							
86,826.59	0.00	86,826.59	2,853.28	2,773.33	79.95	83,893.36	3.38
=====							

Date: 09/06/16
Time: 3:51 pm

MEDINA CITY SCHOOL DISTRICT
Appropriation Account Summary
SORTED BY FUND-SCC

Page: 14
(APPSUM)

FYTD Appropriated	Prior FY Carryover Encumbrances	FYTD Expendable	FYTD Actual Expenditures	MTD Actual Expenditures	Current Encumbrances	FYTD Unencumbered Balance	FYTD Percent Exp/Enc
*****TOTAL FOR FUND-SCC 587 9016 (PRESCHOOL):							
16,961.68	1,827.00	18,788.68	3,069.32	767.33	0.00	15,719.36	16.34
=====							
*****TOTAL FOR FUND-SCC 587 9017 (PRESCHOOL):							
32,768.05	0.00	32,768.05	767.36	767.36	1,500.00	30,500.69	6.92
=====							
*****TOTAL FOR FUND-SCC 590 9016 (TITLE II-A):							
11,429.03	10,349.58	21,778.61	46,897.26	10,897.67	0.00	25,118.65	215.34
=====							
*****TOTAL FOR FUND-SCC 590 9017 (TITLE II-A):							
134,055.53	0.00	134,055.53	15,471.45	15,471.45	0.00	118,584.08	11.54
=====							
*****TOTAL FOR FUND-SCC 599 9016 (CHILD NUTRITION SCHOOL EQUIPMENT GRANT):							
0.00	6,500.00	6,500.00	0.00	0.00	6,500.00	0.00	100.00
=====							
*****GRAND TOTALS:							
83,282,889.36	1,790,888.83	85,073,778.19	16,576,956.16	7,268,664.01	6,211,326.20	62,285,495.83	26.79
=====							

GENERAL FUND-TRUE DAYS CASH

Includes Emergency Levy

