

Medina City Schools

General Fund Analysis

August 31, 2018

	2018-2019 Original Estimate (1)	Y-T-D Actual July 2018 - June 2019 (2)	Percent	Variance (3)
Beginning Balance - July 1, 2018		58,638,114.57		0.00
General Fund	40,167,539.65			
Other Funds - Emergency Levy	18,470,574.92			
Revenue	<u>76,696,915.00</u>	<u>25,812,046.66</u>	<u>33.7%</u>	<u>50,884,868.34</u>
	76,696,915.00	25,812,046.66		50,884,868.34
Expenditures	81,613,860.00	14,304,323.97	17.5%	67,309,536.03
Encumbrance	946,300.00	2,788,712.44		-1,842,412.44
	<u>82,560,160.00</u>	<u>17,093,036.41</u>		<u>65,467,123.59</u>
Ending Balance - June 30, 2019	52,774,869.57	67,357,124.82		-14,582,255.25

Original Estimate revenue, expenditure and encumbrance taken from May 2018 five-year forecast
Includes November 2013 Emergency Levy

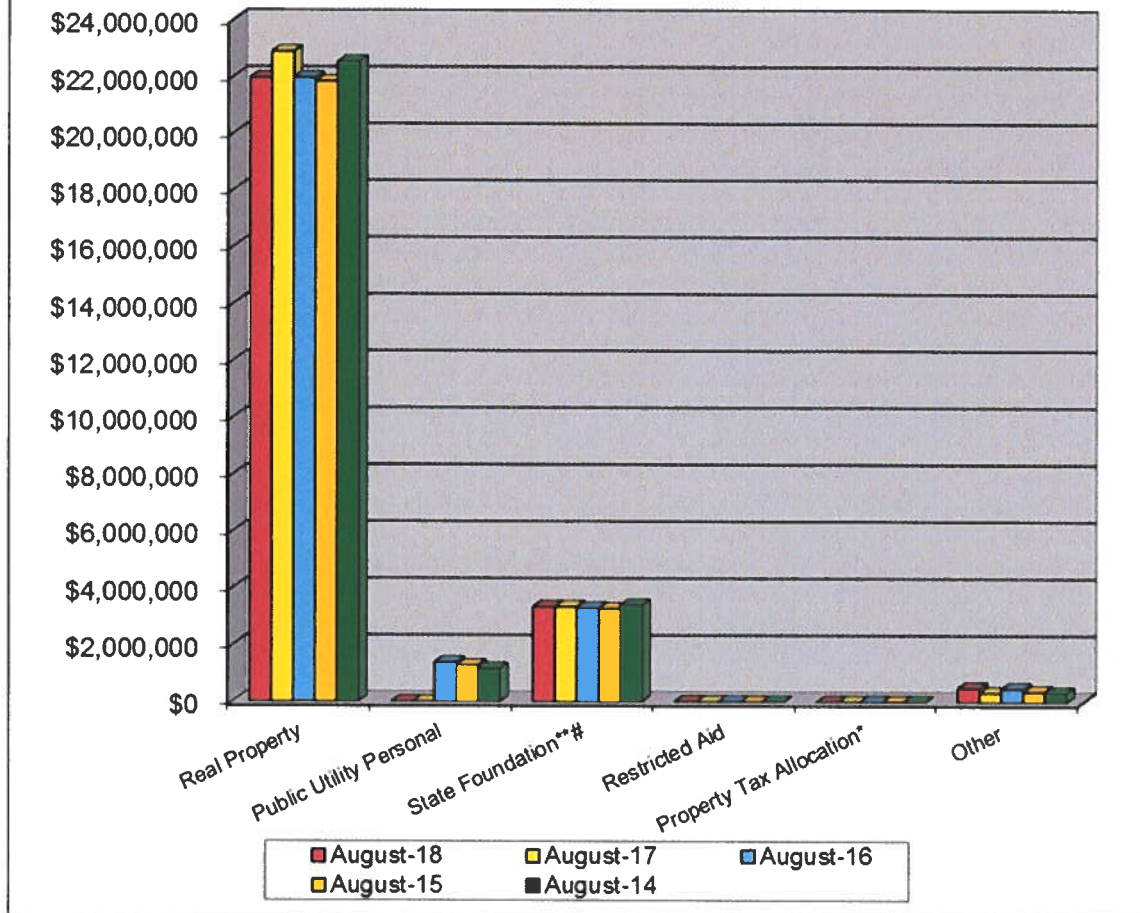
General Fund Summary

August 2018

Revenues

1. Real Property Taxes – Total Real Property Taxes received from the beginning of the fiscal year until August 31, 2018 is \$21,953,700.00. This is an decrease of 4.1% below last year's taxes received at this time. \$3,621,460.00 was collected in August.
2. Public Utility Personal Property Taxes – Total Public Utility Personal Property Taxes received from the beginning of the fiscal year until August 31, 2018 is \$-0-. These monies are distributed upon settlement from the County Auditor. This amount is listed in a separate line for State and five-year forecasting purposes. \$-0- had been transferred in August.
3. State Foundation – State Foundation monies received from the State of Ohio from the beginning of the fiscal year until August 31, 2018 total \$3,344,153.12. This is an increase of 0.2% above last year's foundation money received at this time. This includes \$186,879.60 from Casino revenues for the year. \$1,768,043.84 was collected in August.
4. Restricted Aid – Restricted Aid monies are for Career Tech funding and Economically Disadvantaged Students. Monies received from the beginning of the fiscal year until August 31, 2018 total \$14,047.50. \$7,020.47 was collected in August.
5. Homestead and Rollback – Monies received from the State of Ohio from the beginning of the fiscal year until August 31, 2018 total \$-0-. Receipts are based upon the real property taxes collected and Homestead filings with the County Auditor. \$-0- was collected in August.
6. Other – Other monies received from the beginning of the fiscal year until August 31, 2018 total \$500,146.04. This is an increase of 50.8% above last year at this time and is due to Investment Income, Pay to Participate, Parking Fees, Miscellaneous Revenue, and Medicare Funding. \$365,703.84 was collected in August.

General Fund Revenue



	August-18	August-17	August-16	August-15	August-14	Current Forecast
Real Property	\$21,953,700	\$22,881,620	\$21,963,304	\$21,829,340	\$22,522,726	\$47,590,271
Public Utility Personal	\$0	\$0	\$1,384,942	\$1,278,953	\$1,162,428	\$3,039,604
State Foundation**#	\$3,344,153	\$3,337,836	\$3,291,950	\$3,268,773	\$3,404,209	\$19,135,278
Restricted Aid	\$14,048	\$5,483	\$2,499	\$944	\$1,058	\$84,430
Property Tax Allocation*	\$0	\$0	\$0	\$0	\$0	\$4,965,626
Other	\$500,146	\$331,697	\$476,521	\$368,558	\$322,253	\$1,881,706
Total	\$25,812,047	\$26,556,636	\$27,119,216	\$26,746,569	\$27,412,674	\$76,696,915
State %	13.0%	12.6%	12.1%	12.2%	12.4%	

Includes Homestead/Rollback, Tangible Personal Property Tax Fixed Rate Loss Reimbursement and Electric Deregulation.

* Includes Casino Revenue in State Foundation beginning January 2013 and Economic Disadvantaged Funding in November 2013.

† Includes a one time Hold Harmless on TPP in May 2016

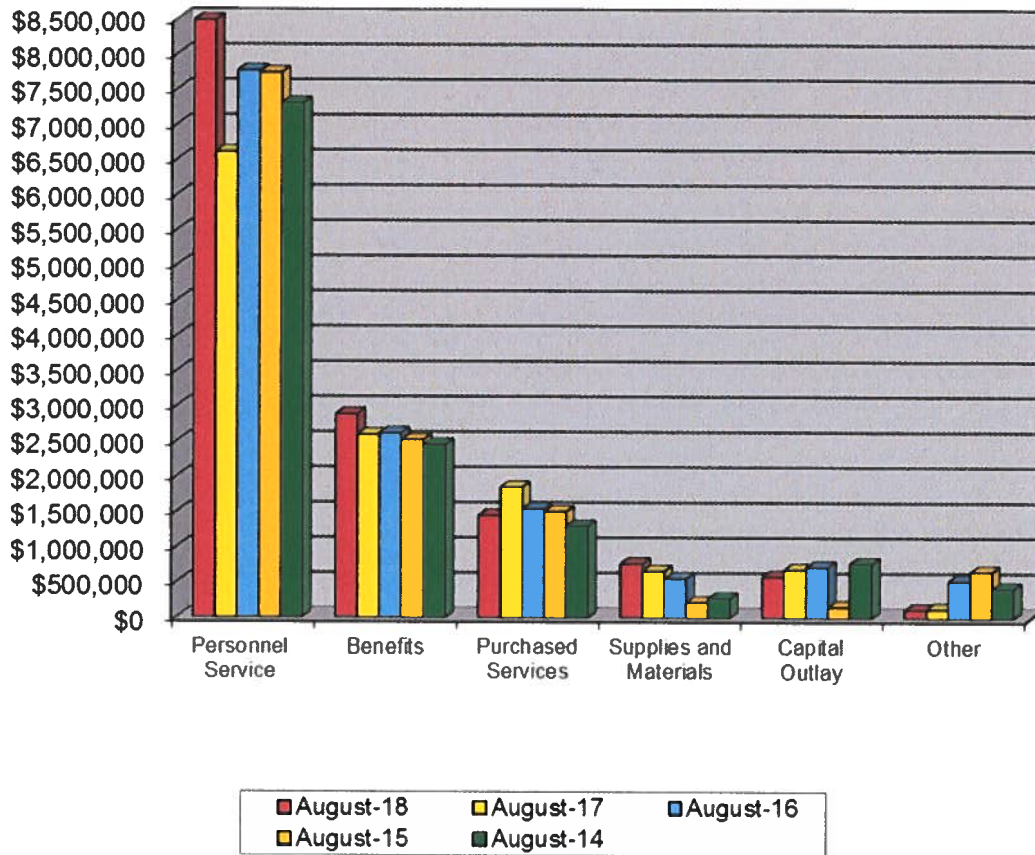
General Fund Summary

August 2018

Expenditures

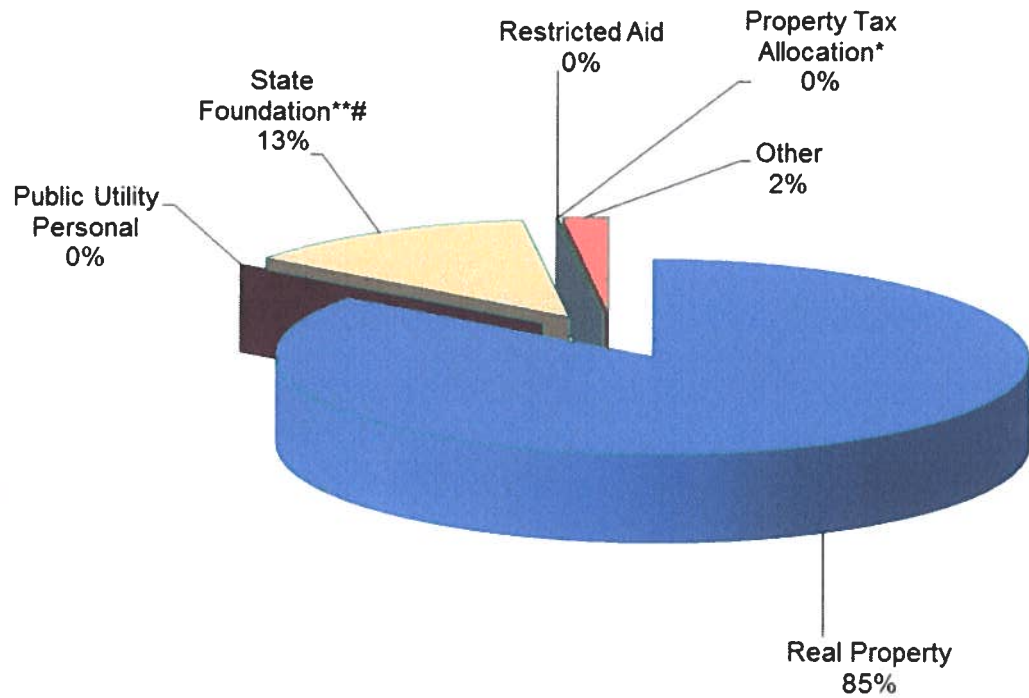
1. Personnel Services– The costs for personnel services for the School District from the beginning of the fiscal year until August 31, 2018 was \$8,483,948.47. This was an increase of 28.3% above last year at this time. The District has had five pays in the current fiscal year as opposed to four last year at this time. \$5,162,999.87 was spent in August.
2. Benefits – The cost for benefits for the School District from the beginning of the fiscal year until August 31, 2018 was \$2,890,329.72. This was an increase of 11.1% above last year at this time. \$1,502,598.18 was spent in August.
3. Purchased Services – The cost for purchased services for the district from the beginning of the fiscal year until August 31, 2018 total \$1,453,145.48. This was a 21.5% decrease below last year at this time. \$550,803.37 was spent in August. Professional Services, Legal Services, GAAP Conversion, Repairs, Rentals, Postage, Telephone, Advertising, Electricity, Water/Sewer, Gas, Tuition to Other Districts, and Community School Payments, and Other Tuition account for the decrease.
4. Supplies and Materials – The cost for supplies and materials for the district from the beginning of the fiscal year until August 31, 2018 total \$769,214.57. This was a 16.0% increase above last year at this time. Preschool Supplies, Office Supplies, Textbooks, Media Supplies, Periodicals, Electronic Subscriptions, Meeting Supplies, and Fuel account for this increase. \$595,799.40 was spent in August.
5. Capital Outlay – The cost for capital outlay for the district from the beginning of the fiscal year until August 31, 2018 total \$586,935.34. This was a 14.4% decrease below last year at this time and was mainly due to Classroom Equipment, Middle School Equipment, High School Equipment, Maintenance Equipment, and Transportation Equipment expense at this time last year. \$57,032.06 was spent in August.
6. Other – The cost of other expenditures excluding transfers for the district was \$120,750.39 for the fiscal year until August 31, 2018. This was a 7.5% decrease below last year at this time. \$14,767.82 was spent in August. Dues and Fees, and District Audit costs makes up the majority of this decrease.

General Fund Expenditures

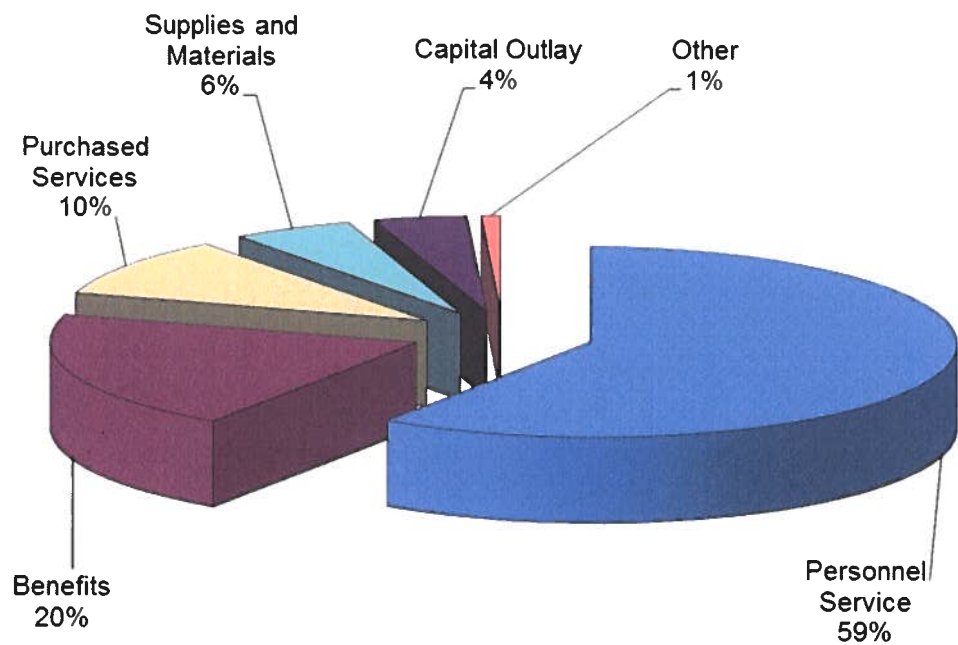


	August-18	August-17	August-16	August-15	August-14	Current Forecast
Personnel Service	\$8,483,948	\$6,611,195	\$7,766,914	\$7,738,770	\$7,306,059	\$49,018,350
Benefits	\$2,890,330	\$2,601,710	\$2,620,629	\$2,521,158	\$2,454,295	\$17,341,904
Purchased Services	\$1,453,145	\$1,850,488	\$1,549,111	\$1,504,088	\$1,301,308	\$10,046,832
Supplies and Materials	\$769,215	\$663,164	\$557,724	\$220,148	\$274,939	\$1,826,423
Capital Outlay	\$586,935	\$685,552	\$722,161	\$159,646	\$772,166	\$956,150
Other	\$120,750	\$130,600	\$529,147	\$658,959	\$420,459	\$1,798,394
Transfers and Adv., Etc.	\$0	\$0	\$50	\$0	\$0	\$625,806
Other than Debt						
Total	\$14,304,324	\$12,542,709	\$13,745,735	\$12,802,769	\$12,529,226	\$81,613,859

Current General Fund Revenue



Current General Fund Expenditures



AUGUST 2018

MEDINA CITY SCHOOLS BANK REC

Balance

Bank Balance - Regular Account

3,691,124.14

Petty Cash

Financial Checks Outstanding

525,932.29

Worker Comp Outstanding

1,078.05

Flex O/S Checks

104.93

Payroll Checks Outstanding

71,962.74

599,078.01

3,092,046.13

Flex Spending Bank Acct

28,131.99

28,131.99

Investments:

Sweep Account

0.00

Redtree Investments

22,961,673.46

T. Rowe - Collins

363,281.69

T. Rowe - Bushman

0.00

Scudder - Collins

301,498.37

Scudder - Bushman

5,624.48

Kanehl Stocks

4,979.46

Star Ohio (22923)

39,150,662.49

Multi-Bank Securities

16,075,000.00

Multi-Bank Money Market

368.14

Fifth Third Securities

9,915,713.30

Fifth Third Money Market

0.00

Total

88,778,801.39

91,898,979.51

Adjustments

Deposits in Transit

19,399.44

Expenses not posted

(892,352.10)

Total

(872,952.66)

91,026,026.85

MCSD Balance

91,026,026.85

Difference Between Bank vs. Book

0.00

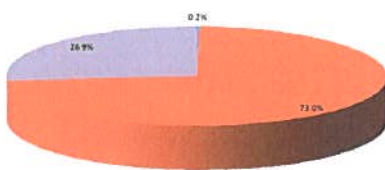
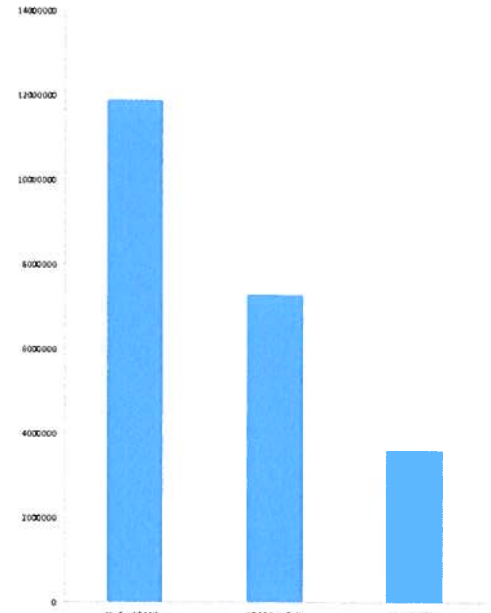

Medina City Schools

Sales Tax Update

Date	Sales Tax Description	Receipts	Expenditures	Balance
July 1, 2018	Beginning Balance (071) Sales Tax and (002-9012) Bond			\$3,368,024.17
July	Trustee Fee for COPs		\$1,250.00	\$3,366,774.17
	6-Month Asbestos Surveillance Inspection and Reports		\$525.00	\$3,366,249.17
	Total Bleacher System and Grandstand Inspection Districtwide		\$4,968.00	\$3,361,281.17
	Installation of Carpet in Three Offices at Heritage		\$1,260.00	\$3,360,021.17
	MHS Roof Replacement Project		\$215,100.00	\$3,144,921.17
	Project Bidding and Construction Tasks - Transportation		\$2,000.00	\$3,142,921.17
	Engineerng, Bidding and Construction Tasks - Tennis Courts		\$500.00	\$3,142,421.17
	Consultant Fee for Demolition and Replacement of Roof at HS		\$3,135.00	\$3,139,286.17
	Sales Tax Distribution	\$722,408.17		\$3,861,694.34
	Vinyl Floor Replacement at Blake		\$4,075.00	\$3,857,619.34
	Fleet Master Lease Agreement		\$9,519.82	\$3,848,099.52
	Hot Water Tanks at Claggett		\$17,770.00	\$3,830,329.52
	Architect and Blueprint Fees for Claggett Improvement Project		\$2,842.92	\$3,827,486.60
August	Locker Bay Conversion to Classrooms - Root		\$60,800.00	\$3,766,686.60
	Project Bidding and Contruction Tasks - Transportation		\$1,694.50	\$3,764,992.10
	Engineering, Bidding and Construction Tasks - Tennis Courts		\$750.00	\$3,764,242.10
	Fleet Master Lease Agreement		\$9,519.82	\$3,754,722.28
	Architect, Engineer and Project Manager for Root Locker Renovation		\$7,084.09	\$3,747,638.19
	MHS Roof Replacement Project		\$79,200.00	\$3,668,438.19
	Metal Lockers - Delivered, Assembled, Installed		\$13,167.00	\$3,655,271.19
	Consultant Fee for Demolition and Replacement of Roof at MHS		\$3,135.00	\$3,652,136.19
	Fiscal Year Totals	\$722,408.17	\$438,296.15	

Monthly Investment Summary
Medina City School District
US Bank Custodian Acct Ending x70982
 August 31, 2018

Monthly Cash Flow Activity		Market Value Summary				
From 07-31-18 through 08-31-18		Security Type	Market Value	Pct. Assets	Avg Yield at Cost	Wght Avg Mat
Beginning Book Value	22,938,377.80	Money Market Fund				
Contributions	0.00	MONEY MARKET FUND	36,284.22	0.2	1.83	0.00
Withdrawals	0.00	Fixed Income				
Realized Gains/Losses	0.00	U.S. GOVERNMENT AGENCY NOTES	16,582,818.63	72.8	1.31	1.35
Gross Interest Earnings	23,295.66	U.S. TREASURY BILLS	6,108,529.46	26.8	1.74	0.22
Ending Book Value	22,961,673.46	Accrued Interest	54,144.66	0.2		
		TOTAL PORTFOLIO	22,781,776.97	100.0	1.43	1.04

Maturity Distribution		Security Type Allocation	
Distribution by Maturity			
			

Disclosures:

RedTree's internal accounting system is used as the source of the market value of this account. Although obtained from a source believed to be reliable, we cannot guarantee its accuracy. You should review all account statements provided by the custodian and compare with the statements provided by RedTree.

Questions? Call 888.596.2293 or email info@redtreeinv.com

Portfolio Holdings Report
Medina City School District
US Bank Custodian Acct Ending x70982
 August 31, 2018

Quantity	Cusip	Security Description	Moody's	S&P	Cost Basis	Market Value	Yield at Cost	Wtd Maturity	Purchase Date
U.S. GOVERNMENT AGENCY NOTES									
1,085,000	3135G0G72	Federal Natl Mtg Assoc 1.125% Due 12-14-18	Aaa	AA+	1,083,730.55	1,081,614.80	1.19	0.29	02-28-17
2,220,000	3137EADZ9	Federal Home Ln Mtg 1.125% Due 04-15-19	Aaa	AA+	2,219,267.40	2,203,443.24	1.14	0.62	03-21-16
2,500,000	3135G0K93	Federal Natl Mtg Assoc 1.250% Due 06-28-19	Aaa	AA+	2,500,000.00	2,476,302.50	1.25	0.81	06-28-16
2,140,000	3130A9EP2	Federal Home Ln Bank 1.000% Due 09-26-19	Aaa	AA+	2,139,807.40	2,106,951.98	1.00	1.05	09-30-16
40,000	3130A9EP2	Federal Home Ln Bank 1.000% Due 09-26-19	Aaa	AA+	39,946.20	39,382.28	1.05	1.05	10-31-16
2,420,000	3136G2RQ2	Federal Natl Mtg Assoc 1.400% Due 10-29-19	Aaa	AA+	2,420,000.00	2,387,221.10	1.40	1.14	10-29-15
1,270,000	3136G3J71	Federal Natl Mtg Assoc 1.420% Due 07-27-20	Aaa	AA+	1,270,000.00	1,237,819.47	1.42	1.86	07-27-16
1,520,000	3136G35C5	Federal Natl Mtg Assoc 1.400% Due 08-28-20	Aaa	AA+	1,520,000.00	1,480,825.04	1.40	1.95	08-30-16
2,130,000	3136G4AL7	Federal Natl Mtg Assoc 1.500% Due 09-30-20	Aaa	AA+	2,130,000.00	2,081,203.83	1.50	2.02	09-30-16
1,545,000	3136G34Y8	Federal Natl Mtg Assoc 1.600% Due 08-24-21	Aaa	AA+	1,545,000.00	1,488,054.39	1.60	2.88	08-30-16
Accrued Interest						54,144.66			
					16,867,751.55	16,636,963.29	1.31	1.35	
U.S. TREASURY BILLS									
1,770,000	912796NZ8	US Treasury Bill 0.000% Due 10-11-18	P-1	A-1+	1,746,167.39	1,766,424.60	1.40	0.11	10-25-17
100,000	912796QE2	US Treasury Bill 0.000% Due 10-25-18	P-1	A-1+	99,030.25	99,717.60	1.98	0.15	04-30-18
1,850,000	912796PD5	US Treasury Bill 0.000% Due 11-08-18	P-1	A-1+	1,822,590.97	1,843,190.15	1.58	0.19	11-30-17
1,095,000	912796QJ1	US Treasury Bill 0.000% Due 11-15-18	P-1	A-1+	1,083,734.57	1,090,534.59	2.06	0.21	05-17-18
1,320,000	912796QU6	US Treasury Bill 0.000% Due 01-24-19	P-1	A-1+	1,306,114.51	1,308,662.52	2.15	0.40	07-30-18
					6,057,637.69	6,108,529.46	1.74	0.22	
MONEY MARKET FUND									
	USBMMF	First American Treasury Obligations Fund			36,284.22	36,284.22	1.83		
TOTAL PORTFOLIO					22,961,673.46	22,781,776.97	1.43	1.04	

Disclosures:

RedTree's internal accounting system is used as the source of the market value of this account. Although obtained from a source believed to be reliable, we cannot guarantee its accuracy. You should review all account statements provided by the custodian and compare with the statements provided by RedTree.

Questions? Call 888.596.2293 or email info@redtreeinv.com

Monthly Activity Reports
Medina City School District
US Bank Custodian Acct Ending x70982
From 08-01-18 Through 08-31-18

GROSS INTEREST INCOME

Ex-Date	Pay-Date	Security	Amount
U.S. GOVERNMENT AGENCY NOTES			
08-24-18	08-24-18	Federal Natl Mtg Assoc 1.600% Due 08-24-21	12,360.00
08-28-18	08-28-18	Federal Natl Mtg Assoc 1.400% Due 08-28-20	10,640.00
			<hr/> 23,000.00
MONEY MARKET FUND			
08-01-18	08-01-18	First American Treasury Obligations Fund	295.66
GROSS INCOME			23,295.66

Disclosures:

RedTree's internal accounting system is used as the source of the market value of this account. Although obtained from a source believed to be reliable, we cannot guarantee its accuracy. You should review all account statements provided by the custodian and compare with the statements provided by RedTree.

Questions? Call 888.596.2293 or email info@redtreeinv.com

Purchase and Sale
Medina City School District
US Bank Custodian Acct Ending x70982
From 08-01-18 Through 08-31-18

<u>Trade Date</u>	<u>Settle Date</u>	<u>Quantity</u>	<u>Security</u>	<u>Unit Price</u>	<u>Amount</u>
-----------------------	------------------------	-----------------	-----------------	-----------------------	---------------

No transactions were found!

Disclosures:

RedTree's internal accounting system is used as the source of the market value of this account. Although obtained from a source believed to be reliable, we cannot guarantee its accuracy. You should review all account statements provided by the custodian and compare with the statements provided by RedTree.

Questions? Call 888.596.2293 or email info@redtreeinv.com

Realized Gains/Losses
Medina City School District
US Bank Custodian Acct Ending x70982
 From 08-01-18 Through 08-31-18

Open Date	Close Date	Quantity	Security	Cost Basis	Proceeds	Gain Or Loss	
						Short Term	Long Term
TOTAL GAINS						0.00	0.00
TOTAL LOSSES						0.00	0.00
TOTAL REALIZED GAIN/LOSS						0.00	0.00

Disclosures:

RedTree's internal accounting system is used as the source of the market value of this account. Although obtained from a source believed to be reliable, we cannot guarantee its accuracy. You should review all account statements provided by the custodian and compare with the statements provided by RedTree.

Questions? Call 888.596.2293 or email info@redtreeinv.com

ENV# CEBGBDGPBBJKRVV_BBBBB
FIFTH THIRD SECURITIES, INC.
MD IMOB2A
5050 KINGSLEY DRIVE
CINCINNATI, OH 45263

MEDINA CITY SCHOOLS
DAVID CHAMBERS
739 WEYMOUTH RD
MEDINA OH 44256



STATEMENT FOR THE PERIOD AUGUST 1, 2018 TO AUGUST 31, 2018

MEDINA CITY SCHOOLS - Corporation
Account Number: [REDACTED]

By the courtesy of:
LEE/CARTER/SAVAGE

For questions about your accounts:
Local: 614 744 5496
National: 800 228 8852

TOTAL VALUE OF YOUR PORTFOLIO	\$9,809,156.96
--------------------------------------	-----------------------

FOR YOUR INFORMATION

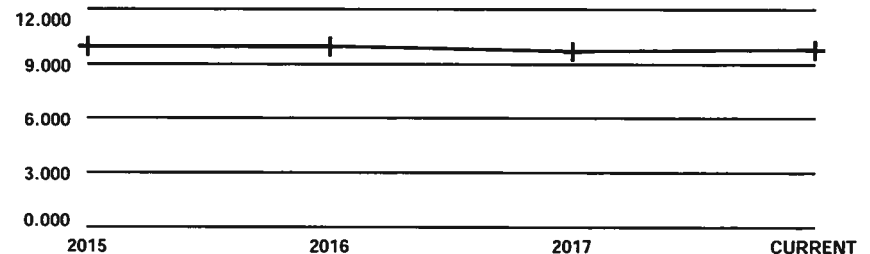
Fifth Third Securities, Inc. Investments offered through Fifth Third Securities, Inc., member FINRA/SIPC

Fifth Third Securities, Inc.

MN_CEBGBDGPBBJKRVV_BBBBB 20180831

CHANGE IN VALUE OF YOUR PORTFOLIO

\$ millions



Change In Value Of Your Portfolio information can be found in Miscellaneous Footnotes at the end of this statement.

Account carried with National Financial Services LLC, Member
NYSE, SIPC

Statement for the Period August 1, 2018 to August 31, 2018

MEDINA CITY SCHOOLS - Corporation
Account Number: [REDACTED]



Account Overview

CHANGE IN ACCOUNT VALUE	<i>Current Period</i>	<i>Year-to-Date</i>
BEGINNING VALUE	\$9,599,170.51	\$9,690,786.57
Additions and Withdrawals	\$174,746.88	\$79,883.57
Income	\$32,030.55	\$127,187.38
Taxes, Fees and Expenses	\$0.00	\$0.00
Change in Value	\$3,209.02	(\$88,700.56)
ENDING VALUE (AS OF 08/31/18)	\$9,809,156.96	\$9,809,156.96

Refer to Miscellaneous Footnotes for more information on Change in Value.


INCOME

	<i>Current Period</i>	<i>Year-to-Date</i>
TAXABLE		
Taxable Dividends	\$76.23	\$3,275.05
Taxable Interest	\$31,954.32	\$123,912.33
TOTAL TAXABLE	\$32,030.55	\$127,187.38
TOTAL INCOME	\$32,030.55	\$127,187.38

Taxable income is determined based on information available to NFS at the time the statement was prepared, and is subject to change. Final information on taxation of interest and dividends is available on Form 1099-Div, which is mailed in February of the subsequent year.

ACCOUNT ALLOCATION

U.S. Treasury / Agency Sec. 28.2%



	<i>Percent</i>	<i>Prior Period</i>	<i>Current Period</i>
Money Markets	0.0 %	\$286,139.24	\$0.00
CDs	71.8	\$7,039,983.27	\$7,038,868.96
U.S. Treasury / Agency Sec.	28.2	\$2,273,048.00	\$2,770,288.00
TOTAL	100.0 %	\$9,599,170.51	\$9,809,156.96

Account Allocation shows the percentage that each asset class represents of your total account value. Account Allocation for equities, fixed income, and other categories may include mutual funds and may be net of short positions. NFS has made assumptions concerning how certain mutual funds are allocated. Closed-end mutual funds and Exchange Traded Products (ETPs) listed on an exchange may be included in the equity allocation. The chart may not reflect your actual portfolio allocation. Consult your broker/dealer prior to making investment decisions.

Statement for the Period August 1, 2018 to August 31, 2018

MEDINA CITY SCHOOLS - Corporation
Account Number: [REDACTED]



Account Overview *continued*

MESSAGES AND ALERTS

Customers wishing to learn more about their investment professional can contact the FINRA BrokerCheck Hotline Number at 1-800-289-9999 or visit the FINRA Regulation website www.finra.org. Customers can also obtain an investor brochure that includes information describing the FINRA BrokerCheck program by contacting Brokerage Operations 1-888-889-1025.

Fifth Third Securities reminds you to please promptly report any inaccuracies or discrepancies in your account to Brokerage Operations by calling 1-888-889-1025. Please reconfirm any oral communications in writing to your Investment Professional to further protect your rights under the Securities Investor Protection Act SIPA.

Please note that the FDIC insured deposit at Fifth Third Bank under the Fifth Third BD Program is not covered by SIPC. The FDIC insured deposit is eligible for FDIC insurance subject to FDIC coverage limits at the time funds are deposited at Fifth Third Bank. As referenced in the Fifth Third BD Program disclosure document, clients are responsible for monitoring their total assets at Fifth Third Bank to determine the extent of available FDIC coverage.

Customers wishing to learn more about how an order is routed or executed should notify their investment professional in writing. Pursuant to SEC rules, customers can request details on the identity of the venue to which their orders were routed for execution. A written report will be furnished upon request. To learn more about how your order is routed online, please visit <https://www.53.com/investments>.

Statement for the Period August 1, 2018 to August 31, 2018

MEDINA CITY SCHOOLS - Corporation
Account Number: [REDACTED]



Holdings

FIXED INCOME - 100.00% of Total Account Value

For an explanation of fixed income pricing, please see the last page. Redemption schedule(s), bond rating(s), and other information are provided where available. If information does not appear regarding a particular investment, it is not available. The ratings on this statement are provided by Standard & Poor's and/or Moody's to rate the quality based on the respective rating agency's assessment. Ratings information from Standard & Poor's ("S&P") may not be reproduced. S&P credit ratings are statements of opinion and are not statements of fact or recommendations to purchase, hold, or sell securities, nor do they address the suitability of securities for investment purposes, and should not be relied on as investment advice. S&P does not guarantee the accuracy, completeness, timeliness or availability of any information, including ratings, and is not responsible for errors or omissions (negligent or otherwise). S&P gives no express or implied warranties, including but not limited to any warranties of merchantability or fitness for a particular purpose or use. S&P shall not be liable for any direct, indirect, incidental, exemplary, compensatory, punitive, special or consequential damages, costs, expenses, legal fees, or losses (including lost income or profits and opportunity costs) in connection with any use of ratings.

Description	Symbol/Cusip Account Type	Quantity	Estimated Price on 08/31/18	Estimated Current Market Value	Estimated Annual Income	Original/Adjusted Cost Basis	Unrealized Gain (Loss)
CDs							
Certificates of Deposit (CDs), including Market Indexed CDs and Market Linked CDs (collectively, MCDs) are generally shown at estimated market prices based upon a matrix or model pricing method that may not represent the actual price if sold prior to maturity. However, CDs and MCDs may be shown at face value for up to seven calendar days from date of issue if estimated market prices have not been received from a third party pricing vendor. The actual value of CDs and MCDs may be different from their purchase price. CDs and MCDs are subject to interest rate risk. The estimated market price reflected for MCDs may not be based on the actual closing value of the linked market index on the final maturity date and the market value of MCDs may not correspond directly to increases or decreases in the underlying linked market index. You may sell CDs or MCDs in the secondary market subject to market conditions. The secondary market for CDs and MCDs is generally illiquid. If sold prior to maturity, the value of MCDs may be less than the purchase amount or face value. The sale or redemption of any fixed income security prior to maturity may result in a substantial gain or loss, and an early withdrawal penalty may apply. Certain MCDs may only be redeemed on pre-specified liquidation dates and may have call features that allow the issuer to call the MCD prior to maturity. Certain Step Rate CDs are also subject to reinvestment risk if call provisions are exercised by the issuer and if a CD with a comparable rate is not available.							
See sales materials or contact your broker/dealer for additional information.							
MB FINL BK NA CHIC. IL CD 1.30000%	55266CUM6	250,000	\$0.99697	\$249,242.50	\$3,250.00	\$250,000.00	
02/08/2019 FDIC INSURED	CASH						
CPN PMT MONTHLY							
Next Interest Payable: 09/08/18							
Estimated Yield 1.30%							
Accrued Interest \$213.70							
Average Unit Cost \$1.00							
Adjusted Cost Basis						\$250,000.00	D (\$757.50)
HARBORONE BK BROCKTON MA CD 1.40000%	41166HAQ9	250,000	\$0.99714	\$249,285.00	\$3,500.00	\$250,000.00	
02/21/2019 FDIC INSURED	CASH						
CPN PMT MONTHLY							
Next Interest Payable: 09/21/18							
CALLABLE ON 09/21/2018 @ 100.0000							
Estimated Yield 1.40%							
Accrued Interest \$105.48							

Fifth Third Securities, Inc.

MN_CEBGBDGPBBJKRVV_BBBBB 20180831

Account carried with National Financial Services LLC, Member
NYSE, SIPC

Statement for the Period August 1, 2018 to August 31, 2018

MEDINA CITY SCHOOLS - Corporation
Account Number: [REDACTED]



FIXED INCOME *continued*

Description	Symbol/Cusip Account Type	Quantity	Estimated Price on 08/31/18	Estimated Current Market Value	Estimated Annual Income	Original/Adjusted Cost Basis	Unrealized Gain (Loss)
HARBORONE BK BROCKTON MA CD 1.40000%	41166HAQ9	<i>continued</i>					
Average Unit Cost \$1.00							
Adjusted Cost Basis						\$250,000.00 D	(\$715.00)
WOORI AMER BK NEW YORK N Y CD 1.30000%	981059AW8	250,000	\$0.99655	\$249,137.50	\$3,250.00	\$250,000.00	
02/24/2019 FDIC INSURED	CASH						
CPN PMT SEMI-ANNUAL							
ON AUG 24, FEB 24							
Next Interest Payable: 02/24/19							
Estimated Yield 1.30%							
Accrued Interest \$71.23							
Average Unit Cost \$1.00							
Adjusted Cost Basis						\$250,000.00 D	(\$862.50)
TRADITION CAP BK EDINA MINN CD 1.35000%	89269FCP8	250,000	\$0.99491	\$248,727.50	\$3,375.00	\$250,000.00	
04/30/2019 FDIC INSURED	CASH						
CPN PMT MONTHLY							
Next Interest Payable: 09/30/18							
Estimated Yield 1.35%							
Accrued Interest \$36.99							
Average Unit Cost \$1.00							
Adjusted Cost Basis						\$250,000.00 D	(\$1,272.50)
CAPITAL BK LITTLE ROCK CD 1.40000%	139797FV1	250,000	\$0.9947	\$248,675.00	\$3,500.00	\$250,000.00	
05/17/2019 FDIC INSURED	CASH						
CPN PMT MONTHLY							
Next Interest Payable: 09/17/18							
Estimated Yield 1.40%							
Accrued Interest \$143.84							
Average Unit Cost \$1.00							
Adjusted Cost Basis						\$250,000.00 D	(\$1,325.00)
FIFTH THIRD BK CINCINNATI STN CD	316777WA5	245,000	\$1.00048	\$245,117.60		\$245,000.00	
2.25000% 05/30/2019 FDIC INSURED	CASH						
CPN PMT @ MATURITY							
ON MAY 30							
1ST CPN DTE 05/30/2019							
Accrued Interest \$1419.66							
Average Unit Cost \$1.00							
Adjusted Cost Basis						\$245,000.00 D	\$117.60
STATE BK INDIA NEW YORK NY CD 1.60000%	856285CB5	250,000	\$0.99482	\$248,705.00	\$4,000.00	\$250,000.00	

Fifth Third Securities, Inc.

Account carried with National Financial Services LLC, Member
NYSE, SIPC

MN_CEBGBDGPBBJKRVV_BBBBB 20180831

Statement for the Period August 1, 2018 to August 31, 2018

MEDINA CITY SCHOOLS - Corporation
Account Number: [REDACTED]



FIXED INCOME *continued*

Description	Symbol/Cusip Account Type	Quantity	Estimated Price on 08/31/18	Estimated Current Market Value	Estimated Annual Income	Original/Adjusted Cost Basis	Unrealized Gain (Loss)
STATE BK INDIA NEW YORK NY CD 1.60000% 06/24/2019 FDIC INSURED CPN PMT SEMI-ANNUAL ON DEC 23, JUN 23 Next Interest Payable: 12/23/18 Estimated Yield 1.60% Accrued Interest \$767.12 Average Unit Cost \$1.00 Adjusted Cost Basis	856285CB5 CASH	<i>continued</i>				\$250,000.00 D	(\$1,295.00)
FIRST CENTY BK TAZEWEILL TENN CD 1.50000% 08/09/2019 FDIC INSURED CPN PMT MONTHLY Next Interest Payable: 09/10/18 Estimated Yield 1.51% Accrued Interest \$226.03 Average Unit Cost \$1.00 Adjusted Cost Basis	319428AB4 CASH	250,000	\$0.99196	\$247,990.00	\$3,750.00	\$250,000.00 D	(\$2,010.00)
SUMMIT CMNTY BK MOOREFIELD WV CD 1.45000% 11/08/2019 FDIC INSURED CPN PMT MONTHLY Next Interest Payable: 09/08/18 Estimated Yield 1.46% Accrued Interest \$238.36 Average Unit Cost \$1.00 Adjusted Cost Basis	86604XLJ3 CASH	250,000	\$0.98779	\$246,947.50	\$3,625.00	\$250,000.00 D	(\$3,052.50)
YADKIN VY BK & TR CO ELKIN N C CD 1.50000% 01/24/2020 FDIC INSURED CPN PMT MONTHLY Next Interest Payable: 09/25/18 Estimated Yield 1.52% Accrued Interest \$71.92 Average Unit Cost \$1.00 Adjusted Cost Basis	984308ET9 CASH	250,000	\$0.98521	\$246,302.50	\$3,750.00	\$250,000.00 D	(\$3,697.50)
WORLDS FOREMOST BK SYDNEY NEB CD 1.75000% 01/27/2020 FDIC INSURED CPN PMT MONTHLY Next Interest Payable: 09/26/18 Estimated Yield 1.77%	981571CX8 CASH	200,000	\$0.98857	\$197,714.00	\$3,500.00	\$200,000.00	

Fifth Third Securities, Inc.

Account carried with National Financial Services LLC, Member
NYSE, SIPC

MN_CEBGBDGPBBJKRVV_BBBBB 20180831

Statement for the Period August 1, 2018 to August 31, 2018

MEDINA CITY SCHOOLS - Corporation
Account Number: [REDACTED]



FIXED INCOME *continued*

Description	Symbol/Cusip Account Type	Quantity	Estimated Price on 08/31/18	Estimated Current Market Value	Estimated Annual Income	Original/Adjusted Cost Basis	Unrealized Gain (Loss)
WORLDS FOREMOST BK SYDNEY NEB CD	981571CX8	<i>continued</i>					
Accrued Interest \$57.53							
Average Unit Cost \$1.00							
Adjusted Cost Basis						\$200,000.00 D	(\$2,286.00)
WELLS FARGO BANK NATL ASSN CD 1.75000%	949763EG7	250,000	\$0.98833	\$247,082.50	\$4,375.00	\$250,000.00	
02/03/2020 FDIC INSURED	CASH						
CPN PMT MONTHLY							
Next Interest Payable: 09/01/18							
Estimated Yield 1.77%							
Accrued Interest \$371.58							
Average Unit Cost \$1.00							
Adjusted Cost Basis						\$250,000.00 D	(\$2,917.50)
TIAA FSB JACKSONVILLE FLA 1.95000%	87270LAW3	247,000	\$0.98061	\$242,210.67	\$4,816.50	\$247,000.00	
11/23/2020 CD FDIC INSURED	CASH						
CPN PMT SEMI-ANNUAL							
ON MAY 21, NOV 21							
Next Interest Payable: 11/21/18							
Estimated Yield 1.98%							
Accrued Interest \$1359.18							
Average Unit Cost \$1.00							
Adjusted Cost Basis						\$247,000.00 D	(\$4,789.33)
ALLY BK MIDVALE UTAH CD 2.50000%	02007GAU7	245,000	\$0.99091	\$242,772.95	\$6,125.00	\$245,000.00	
02/01/2021 FDIC INSURED	CASH						
CPN PMT SEMI-ANNUAL							
ON AUG 01, FEB 01							
Next Interest Payable: 02/01/19							
Estimated Yield 2.52%							
Accrued Interest \$520.21							
Average Unit Cost \$1.00							
Adjusted Cost Basis						\$245,000.00 D	(\$2,227.05)
PRIME ALLIANCE BK UTAH CD 2.30000%	74160NFW5	245,000	\$0.985	\$241,325.00	\$5,635.00	\$245,000.00	
03/15/2021 FDIC INSURED	CASH						
CPN PMT MONTHLY							
Next Interest Payable: 09/13/18							
Estimated Yield 2.33%							
Accrued Interest \$293.33							
Average Unit Cost \$1.00							
Adjusted Cost Basis						\$245,000.00 D	(\$3,675.00)

Fifth Third Securities, Inc.

Account carried with National Financial Services LLC, Member
NYSE, SIPC

MN_CEBGBDGPBBJKRVV_BBBBB 20180831

Statement for the Period August 1, 2018 to August 31, 2018

MEDINA CITY SCHOOLS - Corporation
Account Number: [REDACTED]



FIXED INCOME *continued*

Description	Symbol/Cusip Account Type	Quantity	Estimated Price on 08/31/18	Estimated Current Market Value	Estimated Annual Income	Original/Adjusted Cost Basis	Unrealized Gain (Loss)
CAPITAL ONE BK USA NATL ASSN CD 2.25000% 04/19/2021 FDIC INSURED CPN PMT SEMI-ANNUAL ON OCT 19, APR 19 Next Interest Payable: 10/19/18 Estimated Yield 2.30% Accrued Interest \$2038.87 Average Unit Cost \$1.00 Adjusted Cost Basis	1404202B5 CASH	245,000	\$0.97511	\$238,901.95	\$5,512.50	\$243,858.30	
						\$243,858.30 D	(\$4,956.35)
THIRD FED SVGS & LN ASSN OF CD 2.50000% 05/28/2021 FDIC INSURED CPN PMT SEMI-ANNUAL ON AUG 28, FEB 28 Next Interest Payable: 02/28/19 Estimated Yield 2.53% Accrued Interest \$67.12 Average Unit Cost \$1.00 Adjusted Cost Basis	88413QBZ0 CASH	245,000	\$0.98812	\$242,089.40	\$6,125.00	\$245,000.00	
						\$245,000.00 D	(\$2,910.60)
KS STATEBANK MANHATTAN KS CD 2.50000% 06/21/2021 FDIC INSURED CPN PMT MONTHLY Next Interest Payable: 09/21/18 Estimated Yield 2.53% Accrued Interest \$184.59 Average Unit Cost \$1.00 Adjusted Cost Basis	50116CBX6 CASH	245,000	\$0.98745	\$241,925.25	\$6,125.00	\$245,000.00	
						\$245,000.00 D	(\$3,074.75)
FIRST CHOICE BK CERRITOS CALIF CD 1.50000% 06/30/2021 FDIC INSURED CPN PMT MONTHLY Next Interest Payable: 09/30/18 CALLABLE ON 09/30/2018 @ 100.0000 STEP COUPON RESET FREQUENCY TERM MODE NEXT RESET 06/29/2019 @ 2.25000 Estimated Yield 1.53% Accrued Interest \$10.27 Average Unit Cost \$1.00 Adjusted Cost Basis	319461BJ7 CASH	250,000	\$0.97661	\$244,152.50	\$3,750.00	\$250,000.00	
						\$250,000.00 D	(\$5,847.50)

Fifth Third Securities, Inc.

Account carried with National Financial Services LLC, Member
NYSE, SIPC

MN_CEBGBDGPBBJKRVV_BBBBB 20180831

Statement for the Period August 1, 2018 to August 31, 2018

MEDINA CITY SCHOOLS - Corporation
Account Number: [REDACTED]



FIXED INCOME *continued*

Description	Symbol/Cusip Account Type	Quantity	Estimated Price on 08/31/18	Estimated Current Market Value	Estimated Annual Income	Original/Adjusted Cost Basis	Unrealized Gain (Loss)
NORTHPOINTE BK GRAND RAPIDS MI CD 2.55000% 07/19/2021 FDIC INSURED CPN PMT MONTHLY Next Interest Payable: 09/19/18 Estimated Yield 2.58% Accrued Interest \$222.51 Average Unit Cost \$1.00 Adjusted Cost Basis	666613GN8 CASH	245,000	\$0.98808	\$242,079.60	\$6,247.50	\$245,000.00	
						\$245,000.00 D	(\$2,920.40)
SECURITY FED BK AIKEN S C CD 2.40000% 08/09/2021 FDIC INSURED CPN PMT MONTHLY Next Interest Payable: 09/07/18 CALLABLE ON 11/07/2018 @ 100.0000 Estimated Yield 2.44% Accrued Interest \$402.74 Average Unit Cost \$1.00 Adjusted Cost Basis	81423LCE0 CASH	245,000	\$0.98334	\$240,918.30	\$5,880.00	\$245,000.00	
						\$245,000.00 D	(\$4,081.70)
CELTIC BK SALT LAKE CITY UTAH CD 2.85000% 08/24/2021 FDIC INSURED CPN PMT MONTHLY 1ST CPN DTE 09/24/2018 Next Interest Payable: 09/24/18 Estimated Yield 2.86% Accrued Interest \$153.04 Average Unit Cost \$1.00 Adjusted Cost Basis	15118RPT8 CASH	245,000	\$0.99569	\$243,944.05	\$6,982.50	\$245,000.00	
						\$245,000.00 D	(\$1,055.95)
FIRSTTRUST SVGS BK PA CD 2.55000% 09/13/2021 FDIC INSURED CPN PMT MONTHLY Next Interest Payable: 09/12/18 Estimated Yield 2.58% Accrued Interest \$342.33 Average Unit Cost \$1.00 Adjusted Cost Basis	337630BJ5 CASH	245,000	\$0.98668	\$241,736.60	\$6,247.50	\$245,000.00	
						\$245,000.00 D	(\$3,263.40)
MEDALLION BK UTAH CD 2.45000% 02/16/2022 FDIC INSURED CPN PMT MONTHLY	58404DBD2 CASH	245,000	\$0.9799	\$240,075.50	\$6,002.50	\$245,000.00	

Fifth Third Securities, Inc.

Account carried with National Financial Services LLC, Member
NYSE, SIPC

MN_CEBGBDGPBBJKRVV_BBBBB 20180831

Statement for the Period August 1, 2018 to August 31, 2018

MEDINA CITY SCHOOLS - Corporation
Account Number: [REDACTED]



FIXED INCOME *continued*

Description	Symbol/Cusip Account Type	Quantity	Estimated Price on 08/31/18	Estimated Current Market Value	Estimated Annual Income	Original/Adjusted Cost Basis	Unrealized Gain (Loss)
MEDALLION BK UTAH CD 2.45000% 02/16/2022	58404DBD2	continued					
Next Interest Payable: 09/16/18							
Estimated Yield 2.50%							
Accrued Interest \$263.12							
Average Unit Cost \$1.00							
Adjusted Cost Basis						\$245,000.00 D	(\$4,924.50)
HSBC BK USA N A MC LEAN VA CD 1.75000%	40434YFM4	250,000	\$0.98861	\$247,152.50	\$4,375.00	\$250,000.00	
02/17/2022 FDIC INSURED	CASH						
CPN PMT QUARTERLY							
ON MAY 17, AUG 17, NOV 17, FEB 17							
Next Interest Payable: 11/17/18							
CALLABLE ON 02/17/2019 @ 100.0000							
STEP COUPON							
RESET FREQUENCY TERM MODE							
NEXT RESET 02/17/2019 @ 2.30000							
Estimated Yield 1.77%							
Accrued Interest \$167.81							
Average Unit Cost \$1.00							
Adjusted Cost Basis						\$250,000.00 D	(\$2,847.50)
NORTHFIELD BK STATEN ISLAND NY CD	66612ACG1	245,000	\$0.97981	\$240,053.45	\$6,002.50	\$245,000.00	
2.45000% 02/22/2022 FDIC INSURED	CASH						
CPN PMT SEMI-ANNUAL							
ON AUG 21, FEB 21							
Next Interest Payable: 02/21/19							
Estimated Yield 2.50%							
Accrued Interest \$180.90							
Average Unit Cost \$1.00							
Adjusted Cost Basis						\$245,000.00 D	(\$4,946.55)
BRIDGEWATER BK BLOOMINGTON MN CD	108622GY1	245,000	\$0.9992	\$244,804.00	\$7,595.00	\$245,000.00	
3.10000% 08/15/2022 FDIC INSURED	CASH						
CPN PMT MONTHLY							
1ST CPN DTE 09/15/2018							
Next Interest Payable: 09/15/18							
CALLABLE ON 02/15/2019 @ 100.0000							
Estimated Yield 3.10%							
Accrued Interest \$353.74							
Average Unit Cost \$1.00							
Adjusted Cost Basis						\$245,000.00 D	(\$196.00)

Fifth Third Securities, Inc.

Account carried with National Financial Services LLC, Member
NYSE, SIPC

MN_CEBGBDGPBBJKRVV_BBBB 20180831

Statement for the Period August 1, 2018 to August 31, 2018

MEDINA CITY SCHOOLS - Corporation
Account Number: [REDACTED]



FIXED INCOME *continued*

Description	Symbol/Cusip Account Type	Quantity	Estimated Price on 08/31/18	Estimated Current Market Value	Estimated Annual Income	Original/Adjusted Cost Basis	Unrealized Gain (Loss)
JPMORGAN CHASE BK CD 2.00000% 08/16/2022 FDIC INSURED CPN PMT SEMI-ANNUAL ON FEB 16, AUG 16 Next Interest Payable: 02/16/19 CALLABLE ON 02/16/2019 @ 100.0000 STEP COUPON RESET FREQUENCY TERM MODE NEXT RESET 08/16/2021 @ 4.00000 Estimated Yield 2.05% Accrued Interest \$203.84 Average Unit Cost \$1.00 Adjusted Cost Basis	48126YDE0 CASH	248,000	\$0.97313	\$241,336.24	\$4,960.00	\$248,000.00	
						\$248,000.00	D (\$6,663.76)
FIRST ST BK DEQUEEN ARK CD 1.75000% 08/31/2022 FDIC INSURED CPN PMT MONTHLY Next Interest Payable: 09/30/18 CALLABLE ON 09/30/2018 @ 100.0000 STEP COUPON RESET FREQUENCY TERM MODE NEXT RESET 08/31/2019 @ 2.00000 Estimated Yield 1.82% Average Unit Cost \$1.00 Adjusted Cost Basis	336460CJ7 CASH	248,000	\$0.96155	\$238,464.40	\$4,340.00	\$248,000.00	
						\$248,000.00	D (\$9,535.60)
Total CDs		7,128,000		\$7,038,868.96	\$136,596.50	\$7,126,858.30	D (\$87,989.34)
U.S. Treasury / Agency Securities							
FEDERAL HOME LOAN BANKS BOND 2.15000% 08/07/2020 MOODY'S Aaa /S&P AA+ CPN PMT SEMI-ANNUAL ON AUG 07, FEB 07 Next Interest Payable: 02/07/19 CALLABLE ON 11/07/2018 @ 100.0000 Accrued Interest \$573.33 Average Unit Cost \$99.85 Adjusted Cost Basis	3130ADEZ1 CASH	400,000	\$98.81	\$395,240.00	\$8,600.00	\$399,416.00	
						\$399,416.00	D (\$4,176.00)
FEDERAL HOME LN MTG CORP MTN 2.65000%	3134GSEG6	700,000	\$99.339	\$695,373.00	\$18,550.00	\$700,000.00	

Fifth Third Securities, Inc.

Account carried with National Financial Services LLC, Member
NYSE, SIPC

MN _CEGBDGPBBJKRVV_BBBBB 20180831

Statement for the Period August 1, 2018 to August 31, 2018

MEDINA CITY SCHOOLS - Corporation
Account Number: [REDACTED]



FIXED INCOME *continued*

Description	Symbol/Cusip Account Type	Quantity	Estimated Price on 08/31/18	Estimated Current Market Value	Estimated Annual Income	Original/Adjusted Cost Basis	Unrealized Gain (Loss)
FEDERAL HOME LN MTG CORP MTN 2.65000% 11/24/2021 MOODY'S Aaa /S&P AA+ CPN PMT SEMI-ANNUAL ON MAY 24, NOV 24 Next Interest Payable: 11/24/18 CALLABLE ON 11/24/2018 @ 100.0000 Accrued Interest \$4998.19 Average Unit Cost \$100.00 Adjusted Cost Basis	3134GSEG6 CASH	<i>continued</i>				\$700,000.00 D	(\$4,627.00)
FEDERAL HOME LN MTG CORP MTN 2.35000% 03/29/2022 MOODY'S Aaa /S&P AA+ CPN PMT SEMI-ANNUAL ON SEP 29, MAR 29 Next Interest Payable: 09/29/18 CALLABLE ON 09/29/2018 @ 100.0000 Accrued Interest \$6945.56 Average Unit Cost \$99.03 Adjusted Cost Basis	3134GBCW0 CASH	700,000	\$98.43	\$689,010.00	\$16,450.00	\$693,189.00 D	(\$4,179.00)
FEDERAL HOME LN MTG CORP MTN 2.00000% 05/24/2022 MOODY'S Aaa /S&P AA+ CPN PMT SEMI-ANNUAL ON NOV 24, MAY 24 Next Interest Payable: 11/24/18 CALLABLE ON 11/24/2018 @ 100.0000 STEP COUPON RESET FREQUENCY TERM MODE NEXT RESET 05/24/2019 @ 2.50000 Accrued Interest \$2694.44 Average Unit Cost \$99.25 Adjusted Cost Basis	3134GBMW9 CASH	500,000	\$98.469	\$492,345.00	\$10,000.00	\$496,250.00 D	(\$3,905.00)
FEDERAL HOME LOAN BANKS BOND 2.00000% 02/15/2023 MOODY'S Aaa /S&P AA+ CPN PMT SEMI-ANNUAL ON AUG 15, FEB 15 Next Interest Payable: 02/15/19	3130ADGG1 CASH	500,000	\$99.664	\$498,320.00	\$10,000.00	\$500,000.00	

Fifth Third Securities, Inc.

Account carried with National Financial Services LLC, Member
NYSE, SIPC

MN_CEBGBDGPBBJKRVV_BBBBB 20180831

Statement for the Period August 1, 2018 to August 31, 2018

MEDINA CITY SCHOOLS - Corporation
Account Number: [REDACTED]



FIXED INCOME *continued*

Description	Symbol/Cusip Account Type	Quantity	Estimated Price on 08/31/18	Estimated Current Market Value	Estimated Annual Income	Original/Adjusted Cost Basis	Unrealized Gain (Loss)
FEDERAL HOME LOAN BANKS BOND 2.000000%	3130ADGG1	<i>continued</i>					
CALLABLE ON 02/15/2019 @ 100.0000 STEP COUPON RESET FREQUENCY TERM MODE NEXT RESET 02/15/2019 @ 3.00000 Accrued Interest \$444.44 Average Unit Cost \$100.00 Adjusted Cost Basis							
						\$500,000.00 D	(\$1,680.00)
Total U.S. Treasury / Agency Securities		2,800,000		\$2,770,288.00	\$63,600.00	\$2,788,855.00	(\$18,567.00)
Total Fixed Income		9,928,000		\$9,809,156.96	\$200,196.50	\$9,915,713.30	(\$106,556.34)
Total Securities				\$9,809,156.96	\$200,196.50	\$9,915,713.30	(\$106,556.34)
TOTAL PORTFOLIO VALUE				\$9,809,156.96	\$200,196.50	\$9,915,713.30	(\$106,556.34)

Activity

NFS-provided cost basis, realized gain (loss) and holding period information may not reflect all adjustments necessary for tax purposes. Please refer to Footnotes and Cost Basis Information at the end of this statement for more information.

PURCHASES, SALES, AND REDEMPTIONS

Settlement Date	Account Type	Transaction	Description	Quantity	Amount	Total Cost Basis	Realized Gain (Loss)
Securities Purchased							
08/15/18	CASH	YOU BOUGHT	BRIDGEWATER BK BLOOMINGTON MN CD 3.10000% 08/15/2022 FACT SHEET TO FOLLOW SOLICITED ORDER @ 100	245,000	(\$245,000.00)	\$245,000.00	
08/24/18	CASH	YOU BOUGHT	CELTIC BK SALT LAKE CITY UTAH CD 2.85000% 08/24/2021 FACT SHEET TO FOLLOW SOLICITED ORDER @ 100	245,000	(\$245,000.00)	\$245,000.00	

Fifth Third Securities, Inc.

MN_CEBGBDGPBBJKRVV_BBBBB 20180831

Account carried with National Financial Services LLC, Member
NYSE, SIPC

Statement for the Period August 1, 2018 to August 31, 2018

MEDINA CITY SCHOOLS - Corporation
Account Number: [REDACTED]



PURCHASES, SALES, AND REDEMPTIONS *continued*

Settlement Date	Account Type	Transaction	Description	Quantity	Amount	Total Cost Basis	Realized Gain (Loss)
08/30/18	CASH	YOU BOUGHT	FEDERAL HOME LN MTG CORP MTN 2.00000% 05/24/2022 SOLICITED ORDER @ 99.25 Accrued Interest: \$2,666.67	500,000	(\$498,916.67)	\$496,250.00	

Total Securities Purchased **(\$988,916.67)**

Redemptions

08/10/18	CASH	REDEEMED	ORIENTAL B&T SAN JUAN PR CD 1.30000% 08/10/2018 REDEMPTION PAYOUT #REOR R0060206670000 Adjusted Cost Basis	(248,000)	\$248,000.00	\$248,000.00	
						\$248,000.00	D
08/20/18	CASH	REDEEMED	FIRST FINL NORTHWEST BK RENTON CD 1.15000% 08/20/2018 REDEMPTION PAYOUT #REOR R0060247700000 Adjusted Cost Basis	(248,000)	\$248,000.00	\$248,000.00	
						\$248,000.00	D

Total Redemptions **\$496,000.00**

ACTIVITY > CORE FUND ACTIVITY

Settlement Date	Account Type	Transaction	Description	Quantity	Amount
07/31/18	CASH	YOU BOUGHT	FEDERATED TREASURY OBLIGATIONS IS @ 1 AS OF 07-31-18	7,918.36	(\$7,918.36)
08/01/18	CASH	YOU BOUGHT	FEDERATED TREASURY OBLIGATIONS IS @ 1	3,485.14	(\$3,485.14)
08/02/18	CASH	YOU SOLD	FEDERATED TREASURY OBLIGATIONS IS @ 1	(7,918.36)	\$7,918.36
08/07/18	CASH	YOU BOUGHT	FEDERATED TREASURY OBLIGATIONS IS @ 1	4,799.4	(\$4,799.40)

Fifth Third Securities, Inc.

Account carried with National Financial Services LLC, Member
NYSE, SIPC

MN_CEBGBDGPBBJKRVV_BBBBB 20180831

Statement for the Period August 1, 2018 to August 31, 2018

MEDINA CITY SCHOOLS - Corporation
Account Number: [REDACTED]



ACTIVITY > CORE FUND ACTIVITY *continued*

Settlement Date	Account Type	Transaction	Description	Quantity	Amount
08/08/18	CASH	YOU BOUGHT	FEDERATED TREASURY OBLIGATIONS IS @ 1	583.91	(\$583.91)
08/10/18	CASH	YOU BOUGHT	FEDERATED TREASURY OBLIGATIONS IS @ 1	249,917.24	(\$249,917.24)
08/13/18	CASH	YOU BOUGHT	FEDERATED TREASURY OBLIGATIONS IS @ 1	1,009.2	(\$1,009.20)
08/15/18	CASH	YOU SOLD	FEDERATED TREASURY OBLIGATIONS IS @ 1	(240,000)	\$240,000.00
08/16/18	CASH	YOU BOUGHT	FEDERATED TREASURY OBLIGATIONS IS @ 1	2,969.42	(\$2,969.42)
08/17/18	CASH	YOU BOUGHT	FEDERATED TREASURY OBLIGATIONS IS @ 1	1,400	(\$1,400.00)
08/20/18	CASH	YOU BOUGHT	FEDERATED TREASURY OBLIGATIONS IS @ 1	248,780.65	(\$248,780.65)
08/21/18	CASH	YOU BOUGHT	FEDERATED TREASURY OBLIGATIONS IS @ 1	3,794.05	(\$3,794.05)
08/24/18	CASH	YOU SOLD	FEDERATED TREASURY OBLIGATIONS IS @ 1	(243,388.36)	\$243,388.36
08/27/18	CASH	YOU BOUGHT	FEDERATED TREASURY OBLIGATIONS IS @ 1	615.75	(\$615.75)
08/28/18	CASH	YOU BOUGHT	FEDERATED TREASURY OBLIGATIONS IS @ 1	3,037.33	(\$3,037.33)
08/30/18	CASH	YOU SOLD	FEDERATED TREASURY OBLIGATIONS IS @ 1	(322,771.39)	\$322,771.39

Fifth Third Securities, Inc.

MN_CEBGBDGPBBJKRVV_BBBBB 20180831

Account carried with National Financial Services LLC, Member
NYSE, SIPC

Statement for the Period August 1, 2018 to August 31, 2018

MEDINA CITY SCHOOLS - Corporation
Account Number: [REDACTED]



ACTIVITY > CORE FUND ACTIVITY *continued*

Settlement Date	Account Type	Transaction	Description	Quantity	Amount
08/31/18	CASH	YOU SOLD	FEDERATED TREASURY OBLIGATIONS IS @ 1	(371.58)	\$371.58
TOTAL CORE FUND ACTIVITY					\$286,139.24

ACTIVITY > ADDITIONS AND WITHDRAWALS > DEPOSITS

Date	Account Type	Transaction	Description	Quantity	Amount
Deposits					
08/30/18	CASH	WIRE TRANS FROM BANK	WR41478628		\$175,773.70
Total Deposits					\$175,773.70

ACTIVITY > ADDITIONS AND WITHDRAWALS > OTHER ADDITIONS AND WITHDRAWALS

Date	Account Type	Transaction	Description	Quantity	Amount
Other Additions and Withdrawals					
07/31/18	CASH	ADJUST WIRE TO BANK	WR41428769 AS OF 07-31		\$7,918.36
08/02/18	CASH	WIRE TRANS TO BANK	WD55679288		(\$7,918.36)
08/31/18	CASH	WIRE TRANS TO BANK	WD55874991		(\$1,026.82)
Total Other Additions and Withdrawals					(\$1,026.82)
TOTAL ADDITIONS AND WITHDRAWALS					\$174,746.88

ACTIVITY > INCOME > TAXABLE INCOME

Settlement Date	Account Type	Transaction	Description	Quantity	Amount
-----------------	--------------	-------------	-------------	----------	--------

Taxable Dividends

Fifth Third Securities, Inc.

MN_CEBGBDGPBBJKRVV_BBBBB 20180831

Account carried with National Financial Services LLC, Member
NYSE, SIPC

Statement for the Period August 1, 2018 to August 31, 2018

MEDINA CITY SCHOOLS - Corporation

Account Number: [REDACTED]



ACTIVITY > INCOME > TAXABLE INCOME *continued*

Settlement Date	Account Type	Transaction	Description	Quantity	Amount
07/31/18	CASH	DIVIDEND RECEIVED	FEDERATED TREASURY OBLIGATIONS IS DIVIDEND RECEIVED		\$76.23
Total Taxable Dividends					\$76.23
Taxable Interest					
08/01/18	CASH	INTEREST	ALLY BK MIDVALE UTAH CD 2.50000% 02/01/2021		\$3,037.33
08/01/18	CASH	INTEREST	WELLS FARGO BANK NATL ASSN CD 1.75000% 02/03/2020		\$371.58
08/07/18	CASH	INTEREST	FEDERAL HOME LOAN BANKS BOND 2.15000% 08/07/2020		\$4,300.00
08/07/18	CASH	INTEREST	SECURITY FED BK AIKEN S C CD 2.40000% 08/09/2021		\$499.40
08/08/18	CASH	INTEREST	MB FINL BK NA CHIC. IL CD 1.30000% 02/08/2019		\$276.03
08/08/18	CASH	INTEREST	SUMMIT CMNTY BK MOOREFIELD WV CD 1.45000% 11/08/2019		\$307.88
08/10/18	CASH	INTEREST	FIRST CENTY BK TAZEWell TENN CD 1.50000% 08/09/2019		\$318.49
08/10/18	CASH	INTEREST	ORIENTAL B&T SAN JUAN PR CD 1.30000% 08/10/2018		\$1,598.75
08/12/18	CASH	INTEREST	FIRSTTRUST SVGS BK PA CD 2.55000% 09/13/2021		\$530.61
08/13/18	CASH	INTEREST	PRIME ALLIANCE BK UTAH CD 2.30000% 03/15/2021		\$478.59

Fifth Third Securities, Inc.

MN_CEBGBDGPBBJKRVV_BBBBB 20180831

Account carried with National Financial Services LLC, Member
NYSE, SIPC

Statement for the Period August 1, 2018 to August 31, 2018

MEDINA CITY SCHOOLS - Corporation
Account Number: [REDACTED]



ACTIVITY > INCOME > TAXABLE INCOME *continued*

Settlement Date	Account Type	Transaction	Description	Quantity	Amount
08/15/18	CASH	INTEREST	FEDERAL HOME LOAN BANKS BOND 2.00000% 02/15/2023		\$5,000.00
08/16/18	CASH	INTEREST	JPMORGAN CHASE BK CD 2.00000% 08/16/2022		\$2,459.62
08/16/18	CASH	INTEREST	MEDALLION BK UTAH CD 2.45000% 02/16/2022		\$509.80
08/17/18	CASH	INTEREST	CAPITAL BK LITTLE ROCK CD 1.40000% 05/17/2019		\$297.26
08/17/18	CASH	INTEREST	HSBC BK USA N A MC LEAN VA CD 1.75000% 02/17/2022		\$1,102.74
08/19/18	CASH	INTEREST	NORTHPOINTE BK GRAND RAPIDS MI CD 2.55000% 07/19/2021		\$530.61
08/20/18	CASH	INTEREST	FIRST FINL NORTHWEST BK RENTON CD 1.15000% 08/20/2018		\$250.04
08/21/18	CASH	INTEREST	HARBORONE BK BROCKTON MA CD 1.40000% 02/21/2019		\$297.26
08/21/18	CASH	INTEREST	KS STATEBANK MANHATTAN KS CD 2.50000% 06/21/2021		\$520.21
08/21/18	CASH	INTEREST	NORTHFIELD BK STATEN ISLAND NY CD 2.45000% 02/22/2022		\$2,976.58
08/24/18	CASH	INTEREST	WOORI AMER BK NEW YORK N Y CD 1.30000% 02/24/2019		\$1,611.64
08/25/18	CASH	INTEREST	YADKIN VY BK & TR CO ELKIN N C CD 1.50000% 01/24/2020		\$318.49

Fifth Third Securities, Inc.

MN_CEBGBDGPBBJKRVV_BBBBB 20180831

Account carried with National Financial Services LLC, Member
NYSE, SIPC

Statement for the Period August 1, 2018 to August 31, 2018

MEDINA CITY SCHOOLS - Corporation
 Account Number: [REDACTED]

**ACTIVITY > INCOME > TAXABLE INCOME** *continued*

Settlement Date	Account Type	Transaction	Description	Quantity	Amount
08/26/18	CASH	INTEREST	WORLDS FOREMOST BK SYDNEY NEB CD 1.75000% 01/27/2020		\$297.26
08/28/18	CASH	INTEREST	THIRD FED SVGS &LN ASSN OF CD 2.50000% 05/28/2021		\$3,037.33
08/30/18	CASH	INTEREST	FIRST CHOICE BK CERRITOS CALIF CD 1.50000% 06/30/2021		\$371.58
08/31/18	CASH	INTEREST	FIRST ST BK DEQUEEN ARK CD 1.75000% 08/31/2022		\$368.60
08/31/18	CASH	INTEREST	TRADITION CAP BK EDINA MINN CD 1.35000% 04/30/2019		\$286.64
Total Taxable Interest					\$31,954.32
Total Taxable Income					\$32,030.55
TOTAL INCOME					\$32,030.55

Footnotes and Cost Basis Information

Amortization, accretion and similar adjustments to cost basis have been provided for many fixed income securities (and some bond-like equities), however, they are not provided for certain types, such as short-term instruments, Unit Investment Trusts, foreign fixed income securities, or those that are subject to early prepayment of principal (pay downs). Where current year premium or acquisition premium amortization is provided, the prior years' cumulative amortization is reflected in the adjusted cost basis, but we cannot provide a breakdown or the total of such prior amortization amounts.

NFS is required to report certain cost basis and related information to the IRS on the Form 1099-B. Your official 1099-B forms for certain transactions will reflect which lots have been sold for tax purposes. To apply a specific identification cost basis method to 1099-B reporting, appropriate instructions must be on file with NFS or be received by NFS before the trade has settled. Absent such instructions, NFS determines cost basis at the time of sale based on its default methods of average cost for open-end mutual funds and first-in, first-out (FIFO) for all other (including ETFs) unless your broker dealer has elected to use another default method. NFS applies FIFO (or other disposal method, if applicable) based on its records, which may be different from yours. For transactions that are not subject to 1099-B cost basis reporting, you should refer to your trade confirmations and other applicable records to determine which lots were considered sold for tax purposes.

Fifth Third Securities, Inc.

MN_CEBGBDGPBBJKRVV_BBBBB 20180831

Account carried with National Financial Services LLC, Member
 NYSE, SIPC

**MULTI-BANK SECURITIES, INC.***

1000 Town Center, Suite 2300
 Southfield, MI 48075
 (800) 967-9045

Member of FINRA & SIPC; MSRB Registered.

Brokerage

Account Statement

August 1, 2018 - August 31, 2018

Account Number: [REDACTED]

MEDINA CITY SCHOOLS
 739 WEYMOUTH RD
 MEDINA OH 44256-2037

Portfolio at a Glance

	This Period
BEGINNING ACCOUNT VALUE	\$15,256,411.32
Deposits (Cash & Securities)	991,844.71
Withdrawals (Cash & Securities)	-271,333.06
Dividends, Interest and Other Income	21,844.98
Net Change in Portfolio¹	9,193.55
ENDING ACCOUNT VALUE	\$16,007,961.50
Estimated Annual Income	\$348,810.00

¹ Net Change in Portfolio is the difference between the ending account value and beginning account value after activity.

Asset Summary

Percent	Asset Type	Last Period	This Period
1%	Cash, Money Funds, and Bank Deposits	11.51	368.14
99%	Fixed Income	15,256,399.81	16,007,593.36
100%	Account Total	\$15,256,411.32	\$16,007,961.50

Please review your allocation periodically with your Account Executive.

Client Service Information

Your Account Executive: ATT
 ANDREW CARDINALI

Contact Information

E-Mail Address:
 customerservice@mbssecurities.com

Client Service Information

Service Hours: Weekdays 09:00 a.m. - 05:00 p.m. (EST)
Client Service Telephone Number: (800) 967-9045
Web Site: WWW.MBSSECURITIES.COM



Your Account Information

INVESTMENT OBJECTIVE

Investment Objective: NONE SPECIFIED

Please discuss your investment objective with your Account Executive.

TAX LOT DEFAULT DISPOSITION METHOD

Default Method for Mutual Funds: First In First Out

Default Method for Stocks in a Dividend Reinvestment Plan: First In First Out

Default Method for all Other Securities: First In First Out

BOND AMORTIZATION ELECTIONS

Amortize premium on taxable bonds based on Constant Yield Method: Yes

Accrual market discount method for all other bond types: Constant Yield Method

Include market discount in income annually: No

ELECTRONIC DELIVERY

You have not selected any account communications for electronic delivery. To register and turn off paper communications, log in to your account or contact your Account Executive for more information.

Income and Expense Summary

	Current Period		Year-to-Date	
	Taxable	Non Taxable	Taxable	Non Taxable
Interest Income				
Other Interest	21,844.98	0.00	137,315.71	0.00
Total Dividends, Interest, Income and Expenses	\$21,844.98	\$0.00	\$137,315.71	\$0.00

Accrued Interest Summary

	Current Period		Year-to-Date	
	Taxable	Non Taxable	Taxable	Non Taxable
Accrued Interest Paid				
Other Accrued Interest	0.00	0.00	-133.11	0.00
Total Accrued Interest Paid	\$0.00	\$0.00	-\$133.11	\$0.00
Accrued Interest Received				
Other Accrued Interest	0.00	0.00	540.69	0.00
Total Accrued Interest Received	\$0.00	\$0.00	\$540.69	\$0.00



August 1, 2018 - August 31, 2018
MEDINA CITY SCHOOLS

Portfolio Holdings

Description	Quantity	Opening Balance	Closing Balance	Accrued Income	30-Day Yield
CASH, MONEY FUNDS, AND BANK DEPOSITS 1.00% of Portfolio					
Cash Balance		11.51	368.14		
TOTAL CASH, MONEY FUNDS, AND BANK DEPOSITS		\$11.51	\$368.14	\$0.00	

Description	Quantity	Market Price	Market Value	Accrued Interest	Estimated Annual Income	Estimated Yield
FIXED INCOME 99.00% of Portfolio (In Maturity Date Sequence)						
Certificates of Deposit						
¹ SAFRA NATL BK NEW YORK CTF DEP PROGRAM BOOK ENTRY 3/A2 INSTL CTF DEP 1.500% 09/18/18 B/E DTD 08/18/17 Security Identifier: 78658QT45	248,000.000	99.9860	247,965.28	112.11	3,720.00	1.50%
FRANKLIN SYNERGY BK TENN CTF DEP ACT/365 MONTHLY 1.500% 10/19/18 B/E DTD 07/19/17 1ST CPN DTE 08/19/17 Security Identifier: 3547ITDM1	248,000.000	99.9550	247,888.40	122.30	3,720.00	1.50%
AMERICAN EXPRESS FED SVGS BK INSTL CTF DEP PROGRAM BOOK INSTL CTF DEP 1.450% 11/05/18 B/E DTD 05/03/17 Security Identifier: 02587CEG1	248,000.000	99.9210	247,804.08	1,182.25	3,596.00	1.45%
PARKWAY BK & TR HARWOOD HEIGHTS ILL CTF DEP ACT/365 MONTHLY 1.750% 12/21/18 B/E DTD 12/22/17 Security Identifier: 70153RJE9	248,000.000	99.9390	247,848.72	107.01	4,340.00	1.75%
HANMI BK LOS ANGELES CALIF CTF DEP ACT/365 MONTHLY 1.550% 12/24/18 B/E DTD 06/23/17 1ST CPN DTE 07/23/17 Security Identifier: 410493CDO	248,000.000	99.8730	247,685.04	84.25	3,844.00	1.55%
LEGACYTEXAS BK PLANO CTF DEP ACT/365 MONTHLY 1.650% 01/08/19 B/E DTD 12/08/17 1ST CPN DTE 01/08/18 Security Identifier: 524680BM6	248,000.000	99.8880	247,722.24	257.85	4,092.00	1.65%

Portfolio Holdings (continued)

Description	Quantity	Market Price	Market Value	Accrued Interest	Estimated Annual Income	Estimated Yield
FIXED INCOME (continued)						
Certificates of Deposit (continued)						
CHEMICAL BK MIDLAND MICH CTF DEP ACT/365 AT-MATURITY 1.850% 01/30/19 B/E DTD 01/30/18 1ST CPN DTE 01/30/19 Security Identifier: 163681CM9	245,000.000	99.9340	244,838.30	2,644.99	4,532.50	1.85%
BMO HARRIS BK NATL ASSN CHICAGO ILL CTF DEP ACT/365 AT-MATURITY 1.850% 01/31/19 B/E DTD 01/31/18 Security Identifier: 05581WUW3	245,000.000	99.9330	244,835.85	2,632.58	4,532.50	1.85%
CATHAY BK LOS ANGELES CALIF CTF DEP ACT/365 MONTHLY 1.700% 03/07/19 B/E DTD 09/07/17 1ST CPN DTE 10/07/17 Security Identifier: 149159LG8	248,000.000	99.8320	247,583.36	277.22	4,216.00	1.70%
WASHINGTON TR CO WESTERLY R I CTF DEP ACT/365 SEMI-ANNUALLY 1.600% 03/08/19 B/E DTD 09/08/17 Security Identifier: 940637JJ1	248,000.000	99.7790	247,451.92	1,913.34	3,968.00	1.60%
BANK HOPE LOS ANGELES CA CTF DEP ACT/365 MONTHLY 1.600% 03/22/19 B/E DTD 09/22/17 1ST CPN DTE 10/22/17 Security Identifier: 062683AN7	248,000.000	99.7490	247,377.52	97.84	3,968.00	1.60%
LAKE CITY BK WARSAW IND CTF DEP ACT/365 MONTHLY 1.600% 03/22/19 B/E DTD 03/22/17 1ST CPN DTE 04/22/17 Security Identifier: 508176CH5	249,000.000	99.7490	248,375.01	98.24	3,984.00	1.60%
PEOPLES BK EWING VA CTF DEP ACT/365 MONTHLY 1.700% 03/28/19 B/E DTD 12/28/17 1ST CPN DTE 01/28/18 Security Identifier: 710347AK1	248,000.000	99.7930	247,486.64	34.65	4,216.00	1.70%
WHITNEY BK GULFPORT MS CTF DEP ACT/365 SEMI-ANNUALLY 1.650% 04/22/19 B/E DTD 04/20/17 1ST CPN DTE 10/20/17 Security Identifier: 966594AY9	248,000.000	99.7090	247,278.32	1,491.06	4,092.00	1.65%
UBS BK USA SALT LAKE CITY UT CTF DEP ACT/365 MONTHLY 2.150% 04/30/19 B/E DTD 04/30/18 1ST CPN DTE 05/30/18 Security Identifier: 90348JCL2	248,000.000	100.0200	248,049.60	14.61	5,332.00	2.14%

August 1, 2018 - August 31, 2018
MEDINA CITY SCHOOLS

Portfolio Holdings (continued)

Description	Quantity	Market Price	Market Value	Accrued Interest	Estimated Annual Income	Estimated Yield
FIXED INCOME (continued)						
Certificates of Deposit (continued)						
CITY NATL BK FLA MIAMI CTF DEP ACT/365 AT-MATURITY 2.200% 05/24/19 B/E DTD 05/24/18 1ST CPN DTE 05/24/19 Security Identifier: 17801DDTO	244,000.000	100.0190	244,046.36	1,455.98	5,368.00	2.19%
FIRST BK SOUTH N PINES NORTH CAROLINA CTF DEP ACT/365 1.700% 05/31/19 B/E DTD 05/31/17 1ST CPN DTE 06/30/17 Security Identifier: 31931TEL5	247,000.000	99.6460	246,125.62	0.00	4,199.00	1.70%
MIDLAND STS BK EFFINGHAM ILL CTF DEP ACT/365 1.850% 06/14/19 B/E DTD 12/14/17 CALLABLE Security Identifier: 59774QFG2	248,000.000	99.7170	247,298.16	213.69	4,588.00	1.85%
FIDELITY BK NEW ORLEANS LA CTF DEP ACT/365 MONTHLY 1.900% 07/19/19 B/E DTD 01/19/18 1ST CPN DTE 02/19/18 Security Identifier: 31617CAH6	248,000.000	99.6440	247,117.12	154.92	4,712.00	1.90%
COMENITY CAP BK SALT LAKE CITY UTAH CTF DEP ACT/365 1.700% 07/24/19 B/E DTD 07/24/17 1ST CPN DTE 08/24/17 Security Identifier: 20033AVAI	248,000.000	99.4490	246,633.52	80.85	4,216.00	1.70%
UNITY BK CLINTON NJ CTF DEP ACT/365 MONTHLY 1.950% 07/30/19 B/E DTD 01/30/18 1ST CPN DTE 02/28/18 Security Identifier: 91330ABJ5	248,000.000	99.6510	247,134.48	39.75	4,836.00	1.95%
SOUTHWEST NATL BK WICHITA KANS CTF DEP ACT/365 MONTHLY 2.000% 08/02/19 B/E DTD 02/02/18 1ST CPN DTE 03/02/18 Security Identifier: 845182BE3	248,000.000	99.6870	247,223.76	394.08	4,960.00	2.00%
MORGAN STANLEY PRIVATE BK NATL ASSN PUR N Y CTF DEP ACT/365 1.700% 08/05/19 B/E DTD 08/03/17 Security Identifier: 61760ACL1	248,000.000	99.3980	246,507.04	323.42	4,216.00	1.71%

Portfolio Holdings (continued)

Description	Quantity	Market Price	Market Value	Accrued Interest	Estimated Annual Income	Estimated Yield
FIXED INCOME (continued)						
Certificates of Deposit (continued)						
STERLING BK POPLAR BLUFF MO CTF DEP ACT/365 MONTHLY 1.750% 08/08/19 B/E DTD 09/08/17 1ST CPN DTE 10/08/17 Security Identifier: 85916VCD5	248,000.000	99.4350	246,598.80	273.48	4,340.00	1.75%
CAPITAL ONE NATL ASSN MCLEAN VA CTF DEP ACT/365 1.700% 08/23/19 B/E DTD 08/23/17 1ST CPN DTE 02/23/18 Security Identifier: 14042RHJ3	248,000.000	99.3210	246,316.08	92.41	4,216.00	1.71%
ENERBANK USA SALT LAKE CITY UTAH CTF DEP ACT/365 MONTHLY 1.700% 09/16/19 B/E DTD 09/15/17 1ST CPN DTE 10/15/17 Security Identifier: 29266N6E2	248,000.000	99.2410	246,117.68	184.81	4,216.00	1.71%
BANKERS BK OKLA CITY CTF DEP ACT/365 MONTHLY 1.700% 09/20/19 B/E DTD 09/20/17 1ST CPN DTE 10/20/17 Security Identifier: 06610QDMO	248,000.000	99.2280	246,085.44	127.06	4,216.00	1.71%
FIRST NATL BK LONG IS N Y CTF DEP ACT/365 MONTHLY 2.300% 09/30/19 B/E DTD 03/28/18 1ST CPN DTE 04/28/18 Security Identifier: 329864AB8	248,000.000	99.8380	247,598.24	46.88	5,704.00	2.30%
MAGNOLIA BK INC KY CTF DEP ACT/365 MONTHLY 1.750% 10/11/19 B/E DTD 10/12/17 CALLABLE Security Identifier: 559582AA9	248,000.000	99.2170	246,058.16	225.92	4,340.00	1.76%
MERRICK BK SOUTH JORDAN UTAH CTF DEP ACT/365 MONTHLY 1.700% 10/30/19 B/E DTD 10/30/17 1ST CPN DTE 11/30/17 Security Identifier: 59013JD22	248,000.000	99.1000	245,768.00	11.55	4,216.00	1.71%
BELMONT BK & TR CO CHICAGO IL CTF DEP ACT/365 MONTHLY 1.700% 11/06/19 B/E DTD 11/06/17 1ST CPN DTE 12/06/17 Security Identifier: 08016PCP2	248,000.000	99.0790	245,715.92	288.77	4,216.00	1.71%
KEARNY BK NEW JERSEY CTF DEP ACT/365 SEMI-ANNUALLY 1.700% 11/15/19 B/E DTD 11/15/17 1ST CPN DTE 05/15/18 Security Identifier: 48714LAE9	247,000.000	99.0500	244,653.50	1,242.44	4,199.00	1.71%

August 1, 2018 - August 31, 2018
MEDINA CITY SCHOOLS

Portfolio Holdings (continued)

Description	Quantity	Market Price	Market Value	Accrued Interest	Estimated Annual Income	Estimated Yield
FIXED INCOME (continued)						
Certificates of Deposit (continued)						
UMPQUA BK ROSEBURG ORE CTF DEP ACT/365 SEMIANNUAL 2.500% 11/25/19 B/E DTD 05/25/18 1ST CPN DTE 11/25/18 Security Identifier: 90421MCF8	246,000.000	99.9850	245,963.10	1,651.23	6,150.00	2.50%
KENNEBEC SVGS BK AUGUSTA ME CTF DEP ACT/365 SEMI-ANNUALLY 1.700% 11/29/19 B/E DTD 11/28/17 Security Identifier: 489265AW8	247,000.000	99.0020	244,534.94	1,092.89	4,199.00	1.71%
PINNACLE BK NASHVILLE TENN CTF DEP ACT/365 MONTHLY 2.550% 12/16/19 B/E DTD 06/15/18 1ST CPN DTE 07/15/18 Security Identifier: 72345SGZ8	248,000.000	100.0210	248,052.08	277.22	6,324.00	2.54%
NATIONWIDE BK COLUMBUS OHIO CTF DEP ACT/365 MONTHLY 1.850% 02/28/20 B/E DTD 11/30/17 1ST CPN DTE 12/30/17 Security Identifier: 63861NAK1	248,000.000	98.8850	245,234.80	12.57	4,588.00	1.87%
LIVE OAK BKG CO WILMINGTON N C CTF DEP ACT/365 2.400% 03/09/20 B/E DTD 03/09/18 1ST CPN DTE 04/01/18 Security Identifier: 538036DK7	248,000.000	99.6690	247,179.12	489.21	5,952.00	2.40%
STATE BK INDIA LOS ANGELES CALIF CTF DEP ACT/365 SEMI-ANNUALLY 2.500% 03/20/20 B/E DTD 03/21/18 Security Identifier: 85628YBG2	246,000.000	99.7970	245,500.62	2,746.44	6,150.00	2.50%
STIFEL BK & TR ST LOUIS MO CTF DEP ACT/365 2.550% 03/30/20 B/E DTD 03/29/18 1ST CPN DTE 04/29/18 Security Identifier: 86063QAD7	248,000.000	99.8550	247,640.40	34.65	6,324.00	2.55%
WEBBANK SALT LAKE CITY UTAH CTF DEP ACT/365 MONTHLY 1.850% 03/30/20 B/E DTD 09/28/17 CALLABLE Security Identifier: 947547JQ9	248,000.000	98.7710	244,952.08	37.71	4,588.00	1.87%

Portfolio Holdings (continued)

Description	Quantity	Market Price	Market Value	Accrued Interest	Estimated Annual Income	Estimated Yield
FIXED INCOME (continued)						
Certificates of Deposit (continued)						
ISRAEL DISC BK NEW YORK N Y CTF DEP ACT/365 2.700% 05/04/20 B/E DTD 05/04/18 1ST CPN DTE 11/04/18 Security Identifier: 465076KG1	246,000.000	100.0300	246,073.80	2,165.47	6,642.00	2.69%
MERCANTILE BK MICH GRAND RAPIDS CTF DEP ACT/365 SEMI-ANNUALLY 2.750% 06/01/20 B/E DTD 06/01/18 Security Identifier: 58740XZM5	246,000.000	100.0660	246,162.36	1,686.62	6,765.00	2.74%
ALLEGIANCE BK HOUSTON TEX CTF DEP ACT/365 SEMI-ANNUALLY 2.800% 06/15/20 B/E DTD 06/13/18 Security Identifier: 01748DBC9	246,000.000	100.1280	246,314.88	1,490.83	6,888.00	2.79%
ENTERPRISE BK & TR CLAYTON MO CTF DEP ACT/365 2.800% 06/22/20 B/E DTD 06/22/18 1ST CPN DTE 07/22/18 Security Identifier: 29367SHX5	248,000.000	100.1200	248,297.60	171.22	6,944.00	2.79%
FIRST REP BK SAN FRANCISCO CALIF NEW CTF DEP ACT/365 2.750% 07/27/20 B/E DTD 07/27/18 1ST CPN DTE 01/27/19 Security Identifier: 33616CAZ3	246,000.000	99.9630	245,908.98	648.70	6,765.00	2.75%
MORGAN STANLEY BK N A SALT LAKE CITY UTAH CTF DEP ACT/365 SEMI-ANNUALLY 2.750% 08/03/20 B/E DTD 08/02/18 Security Identifier: 61747M4K4	248,000.000	99.9490	247,873.52	541.86	6,820.00	2.75%
BANK AMER NA CHARLOTTE NC CTF DEP ACT/365 SEMI-ANNUALLY 2.750% 08/17/20 DTD 08/15/18 Security Identifier: 06051VB70	246,000.000	99.9210	245,805.66	296.55	6,765.00	2.75%
BARCLAYS BK DEL RETAIL CTF DEP 3A2 PROGRAM BOOK ENTRY INSTL CTF DEP 1.950% 09/21/20 B/E DTD 09/20/17 Security Identifier: 06740KKU0	247,000.000	98.2800	242,751.60	2,164.13	4,816.50	1.98%
WEX BK MIDVALE UTAH CTF DEP ACT/365 SEMI-ANNUALLY 2.000% 10/19/20 B/E DTD 10/18/17 1ST CPN DTE 04/18/18 Security Identifier: 92937CGB8	247,000.000	98.2850	242,763.95	1,827.12	4,940.00	2.03%



August 1, 2018 - August 31, 2018
MEDINA CITY SCHOOLS

Portfolio Holdings (continued)

Description	Quantity	Market Price	Market Value	Accrued Interest	Estimated Annual Income	Estimated Yield
FIXED INCOME (continued)						
Certificates of Deposit (continued)						
GOLDMAN SACHS BK USA NEW YORK CTF DEP ACT/365 SEMI-ANNUALLY 2.050% 11/23/20 B/E DTD 11/22/17 Security Identifier: 38148PTD9	247,000.000	98.2750	242,739.25	1,401.13	5,063.50	2.08%
BLACKRIDGEBANK FARGO N D CTF DEP ACT/365 MONTHLY 2.100% 12/22/20 B/E DTD 12/22/17 CALLABLE Security Identifier: 09248ABG4	248,000.000	98.2880	243,754.24	128.42	5,208.00	2.13%
MERCANTIL BK NATL ASSN CORAL GABLES FLA CTF DEP ACT/365 MONTHLY 2.200% 12/29/20 B/E DTD 12/29/17 Security Identifier: 58733AES4	248,000.000	98.4890	244,252.72	29.90	5,456.00	2.23%
DISCOVER BK GEENWOOD DEL CTF DEP ACT/365 2.500% 02/01/21 B/E DTD 01/31/18 1ST CPN DTE 07/31/18 CPN PMT SEMI ANNUAL Security Identifier: 254673LX2	246,000.000	99.0910	243,763.86	522.33	6,150.00	2.52%
CITIBANK NATL ASSN SIOUX FALLS S D CTF DEP ACT/365 SEMI-ANNUALLY 2.700% 03/29/21 B/E DTD 03/29/18 Security Identifier: 17312QH77	246,000.000	99.4540	244,656.84	2,820.58	6,642.00	2.71%
SYNCHRONY BK RETAIL CTF DEP PROGRAM BOOK ENTRY FIDELITY INSTL CTF DEP 2.700% 04/13/21 B/E DTD 04/13/18 Security Identifier: 87165FUN2	246,000.000	99.4260	244,587.96	2,547.62	6,642.00	2.71%
TOWNEBANK PORTSMOUTH VA CTF DEP ACT/365 SEMI-ANNUALLY 2.800% 04/30/21 B/E DTD 04/30/18 1ST CPN DTE 10/30/18 Security Identifier: 89214PBL2	246,000.000	99.6460	245,129.16	2,321.16	6,888.00	2.80%
CTBC BK CORP USA LOS ANGELES CALIF CTF DEP ACT/365 3.000% 06/15/21 B/E DTD 06/15/18 1ST CPN DTE 12/15/18 Security Identifier: 12651HAB5	246,000.000	100.0960	246,236.16	1,556.88	7,380.00	2.99%

Portfolio Holdings (continued)

Description	Quantity	Market Price	Market Value	Accrued Interest	Estimated Annual Income	Estimated Yield
FIXED INCOME (continued)						
Certificates of Deposit (continued)						
HERITAGE BK HOPKINSVILLE KY CTF DEP ACT/365 MONTHLY 3.000% 06/21/21 B/E DTD 06/19/18 1ST CPN DTE 07/19/18 Security Identifier: 42724JEG6	248,000.000	100.0910	248,225.68	244.60	7,440.00	2.99%
FIRST BK HIGHLAND PK ILL CTF DEP ACT/365 SEMI-ANNUALLY 3.100% 06/29/21 B/E DTD 06/29/18 CALLABLE 12/29/18 Security Identifier: 319141KT3	246,000.000	100.3510	246,863.46	1,316.27	7,626.00	3.08%
CHIPPEWA VY BK WINTER WIS CTF DEP ACT/365 MONTHLY 3.000% 07/06/21 B/E DTD 07/06/18 1ST CPN DTE 08/06/18 Security Identifier: 169894AP7	248,000.000	100.0700	248,173.60	509.59	7,440.00	2.99%
BMW BK NORTH AMER SALT LAKE CITY UTAH CTF DEP ACT/365 SEMI-ANNUALLY 3.000% 07/13/21 B/E DTD 07/13/18 Security Identifier: 05580ANK6	246,000.000	100.0570	246,140.22	990.74	7,380.00	2.99%
COMMUNITY FINL SVCS BK BENTON KY CTF DEP ACT/365 MONTHLY 3.000% 07/26/21 B/E DTD 07/25/18 CALLABLE 01/25/19 Security Identifier: 20364ACD5	248,000.000	100.0470	248,116.56	122.30	7,440.00	2.99%
SECURITY ST BK FARWELL TEX CTF DEP ACT/365 MONTHLY 3.000% 08/09/21 B/E DTD 08/08/18 CALLABLE 02/08/19 Security Identifier: 81500JAN3	248,000.000	100.0260	248,064.48	468.82	7,440.00	2.99%
PEOPLES SEC BK & TR CO SCRANTON PA CTF DEP ACT/365 3.050% 08/31/21 B/E DTD 08/31/18 1ST CPN DTE 02/28/19 Security Identifier: 712303AB2	248,000.000	100.1330	248,329.84	0.00	7,564.00	3.04%
SALLIE MAE BK SALT LAKE CITY UT CTF DEP ACT/365 SEMI-ANNUALLY 2.650% 01/31/23 B/E DTD 01/31/18 Security Identifier: 795450J17	246,000.000	97.7080	240,361.68	553.67	6,519.00	2.71%
Total Certificates of Deposit:	16,075,000.000		\$16,007,593.36	\$49,094.74	\$348,810.00	
TOTAL FIXED INCOME	16,075,000.000		\$16,007,593.36	\$49,094.74	\$348,810.00	
TOTAL PORTFOLIO HOLDINGS				Accrued Interest	Estimated Annual Income	
				Market Value		
				\$16,007,961.50	\$49,094.74	\$348,810.00

August 1, 2018 - August 31, 2018
MEDINA CITY SCHOOLS**Portfolio Holdings (continued)**¹ This bond is maturing.**Portfolio Holdings Disclosures****Pricing**

This section includes the net market value of the securities in your account on a settlement date basis, including short positions, at the close of the statement period. The market prices, unless otherwise noted, have been obtained from independent vendor services, which we believe to be reliable. Market prices do not constitute a bid or an offer, and may differ from the actual sale price. Securities for which a price is not available are marked "N/A" and are omitted from the Total.

THE AS OF PRICE DATE ONLY APPEARS WHEN THE PRICE DATE DOES NOT EQUAL THE STATEMENT DATE.

Estimated Annual Figures

The estimated annual income (EAI) and estimated annual yield (EAY) figures are estimates and for informational purposes only. These figures are not considered to be a forecast or guarantee of future results. These figures are computed using information from providers believed to be reliable; however, no assurance can be made as to the accuracy. Since interest and dividend rates are subject to change at any time, and may be affected by current and future economic, political, and business conditions, they should not be relied on for making investment, trading, or tax decisions. These figures assume that the position quantities, interest and dividend rates, and prices remain constant. A capital gain or return of principal may be included in the figures for certain securities, thereby overstating them. Refer to www.pershing.com/disclosures for specific details as to formulas used to calculate the figures. Accrued interest represents interest earned but not yet received.

Reinvestment

The dollar amount of Mutual Fund distributions, Money Market Fund dividend income, Bank Deposit interest income, or dividends for other securities shown on your statement may have been reinvested. You will not receive confirmation of these reinvestments. Upon written request to your financial institution, information pertaining to these transactions, including the time of execution and the name of the person from whom your security was purchased, may be obtained. In dividend reinvestment transactions, Pershing acts as your agent and receives payment for order flow.

Option Disclosure

Information with respect to commissions and other charges incurred in connection with the execution of option transactions has been included in confirmations previously furnished to you. A summary of this information is available to you promptly upon your written request directed to your introducing firm. In order to assist your introducing firm in maintaining current background and financial information concerning your option accounts, please promptly advise them in writing of any material change in your investment objectives or financial situation. Expiring options which are valuable are exercised automatically pursuant to the exercise by exception procedure of the Options Clearing Corporation. Additional information regarding this procedure is available upon written request to your introducing firm.

Certificates of Deposit

Please be advised that the secondary market for CDs is generally illiquid; the actual value of CDs may be different from their purchase price; and a significant loss of principal could result if your CDs are sold prior to maturity. In the event that the CDs listed above do not indicate a market valuation, an accurate market value could not be determined. In the event that a price is listed above for your CDs, Pershing has obtained a price from sources deemed to be reliable or has priced your CDs using a matrix formula. Prices are estimates and the actual value you may obtain for your CD may be different if you elect to sell your CD in the secondary market.

Portfolio Holdings Disclosures (continued)

Foreign Currency Transactions

Pershing will execute foreign currency transactions as principal for your account. Pershing may automatically convert foreign currency to or from U.S. dollars for dividends and similar corporate action transactions unless you instruct your financial organization otherwise. Pershing's currency conversion rate will not exceed the highest interbank conversion rate identified from customary banking sources on the conversion date or the prior business day, increased by up to 1%, unless a particular rate is required by applicable law. Your financial organization may also increase the currency conversion rate. This conversion rate may differ from rates in effect on the date you executed a transaction, incurred a charge, or received a credit. Transactions converted by agents (such as depositories) will be billed at the rates such agents use.

Proxy Vote

Securities not fully paid for in your margin account may be lent by Pershing to itself or others in accordance with the terms outlined in the Margin Agreement. The right to vote your shares held on margin may be reduced by the amount of shares on loan. The Proxy Voting Instruction Form sent to you may reflect a smaller number of shares entitled to vote than the number of shares in your margin account.

Activity Summary *(All amounts shown are in base currency)*

	Credits This Period	Debits This Period	Net This Period	Credits Year-to-Date	Debits Year-to-Date	Net Year-to-Date
Securities						
Securities Bought	0.00	-990,000.00	-990,000.00	0.00	-8,144,133.11	-8,144,133.11
Securities Sold	0.00	0.00	0.00	247,540.69	0.00	247,540.69
Total Securities	\$0.00	-\$990,000.00	-\$990,000.00	\$247,540.69	-\$8,144,133.11	-\$7,896,592.42
Dividends and Interest	\$23,689.69	-\$1,844.71	\$21,844.98	\$139,505.54	-\$2,189.83	\$137,315.71
Distributions	\$248,000.00	\$0.00	\$248,000.00	\$1,733,000.00	\$0.00	\$1,733,000.00
Cash						
Withdrawals	0.00	-271,333.06	-271,333.06	0.00	-401,329.57	-401,329.57
Deposits	991,844.71	0.00	991,844.71	6,425,923.23	0.00	6,425,923.23
Total Cash	\$991,844.71	-\$271,333.06	\$720,511.65	\$6,425,923.23	-\$401,329.57	\$6,024,593.66
Totals	\$1,263,534.40	-\$1,263,177.77	\$356.63	\$8,545,969.46	-\$8,547,652.51	-\$1,683.05



August 1, 2018 - August 31, 2018
MEDINA CITY SCHOOLS

Transactions by Type of Activity

Process/ Settlement Date	Trade/ Transaction Date	Activity Type	Description	Quantity	Price	Accrued Interest	Amount	Currency
Securities Bought and Sold								
08/02/18	07/30/18	PURCHASED 61747M4K4	MORGAN STANLEY BK N A SALT LAKE CITY UTAH CTF DEP ACT/365 SEMI-ANNUALLY 2.750% 08/03/20 B/E DTD 08/02/18 YLD 2.750 TO MAT	248,000.000	100.0000		-248,000.00	USD
08/08/18	07/31/18	PURCHASED 81500JAN3	SECURITY ST BK FARWELL TEX CTF DEP ACT/365 MONTHLY 3.000% 08/09/21 B/E DTD 08/08/18 CLB YLD 3.000 TO PAR	248,000.000	100.0000		-248,000.00	USD
08/15/18	08/06/18	PURCHASED 06051VB70	BANK OF AMERICA NA CERT DEP ACT/365 2.750% 08/17/20 REG DTD 08/15/18 YLD 2.750 TO MAT	246,000.000	100.0000		-246,000.00	USD
08/31/18	08/20/18	PURCHASED 712303AB2	PEOPLES SEC BK & TR CO SCRANTON PA CTF DEP ACT/365 3.050% 08/31/21 B/E DTD 08/31/18 YLD 3.050 TO MAT	248,000.000	100.0000		-248,000.00	USD
Total Securities Bought and Sold						\$0.00	-\$990,000.00	USD
Dividends and Interest								
08/01/18		BOND INTEREST RECEIVED 538036DK7	248000 LIVE OAK BKG CO WILMINGTON N C CTF DEP ACT/365 2.400% 03/09/20 B/E DTD 03/09/18 RD 07/17 PD 08/01/18				505.51	USD
08/02/18		BOND INTEREST RECEIVED 845182BE3	248000 SOUTHWEST NATL BK WICHITA KANS CTF DEP ACT/365 MONTHLY 2.000% 08/02/19 B/E DTD 02/02/18 RD 07/18 PD 08/02/18				421.26	USD
08/03/18		BOND INTEREST RECEIVED 61747MXR7	248000 MORGAN STANLEY BK N A SALT LAKE CITY UTAH CTF DEP ACT/365 AT-MATURITY 1.500% 08/03/18 B/E DTD 08/03/17 RD 08/02 PD 08/03/18				3,720.00	USD
08/03/18		BOND INTEREST RECEIVED 61760ACL1	248000 MORGAN STANLEY PRIVATE BK NATL ASSN PUR N Y CTF DEP ACT/365 1.700% 08/05/19 B/E DTD 08/03/17 RD 07/19 PD 08/03/18				2,090.67	USD
08/06/18		BOND INTEREST RECEIVED 08016PCP2	248000 BELMONT BK & TR CO CHICAGO IL CTF DEP ACT/365 MONTHLY 1.700% 11/06/19 B/E DTD 11/06/17 RD 07/22 PD 08/06/18				358.07	USD
08/06/18		BOND INTEREST RECEIVED 169894AP7	248000 CHIPPEWA VY BK WINTER WIS CTF DEP ACT/365 MONTHLY 3.000% 07/06/21 B/E DTD 07/06/18 RD 07/22 PD 08/06/18				631.89	USD

Transactions by Type of Activity (continued)

Process/ Settlement Date	Trade/ Transaction Date	Activity Type	Description	Quantity	Price	Accrued Interest	Amount	Currency
Dividends and Interest (continued)								
08/07/18		BOND INTEREST RECEIVED 149159LG8	248000 CATHAY BK LOS ANGELES CALIF CTF DEP ACT/365 MONTHLY 1.700% 03/07/19 B/E DTD 09/07/17 RD 07/23 PD 08/07/18				358.07	USD
08/08/18		BOND INTEREST RECEIVED 524680BM6	248000 LEGACYTEXAS BK PLANO CTF DEP ACT/365 MONTHLY 1.650% 01/08/19 B/E DTD 12/08/17 RD 07/24 PD 08/08/18				347.54	USD
08/08/18		BOND INTEREST RECEIVED 85916VCD5	248000 STERLING BK POPLAR BLUFF MO CTF DEP ACT/365 MONTHLY 1.750% 08/08/19 B/E DTD 09/08/17 RD 07/24 PD 08/08/18				368.60	USD
08/13/18		BOND INTEREST RECEIVED 559582AA9	248000 MAGNOLIA BK INC KY CTF DEP ACT/365 MONTHLY 1.750% 10/11/19 B/E DTD 10/12/17 CLB RD 07/28 PD 08/12/18				368.60	USD
08/14/18		BOND INTEREST RECEIVED 59774QFG2	248000 MIDLAND STS BK EFFINGHAM ILL CTF DEP ACT/365 1.850% 06/14/19 B/E DTD 12/14/17 CLB RD 07/30 PD 08/14/18				389.67	USD
08/15/18		BOND INTEREST RECEIVED 29266N6E2	248000 ENERBANK USA SALT LAKE CITY UTAH CTF DEP ACT/365 MONTHLY 1.700% 09/16/19 B/E DTD 09/15/17 RD 07/31 PD 08/15/18				358.07	USD
08/15/18		BOND INTEREST RECEIVED 72345SGZ8	248000 PINNACLE BK NASHVILLE TENN CTF DEP ACT/365 MONTHLY 2.550% 12/16/19 B/E DTD 06/15/18 RD 07/31 PD 08/15/18				537.11	USD
08/20/18		BOND INTEREST RECEIVED 06610QDM0	248000 BANKERS BK OKLA CITY CTF DEP ACT/365 MONTHLY 1.700% 09/20/19 B/E DTD 09/20/17 RD 08/05 PD 08/20/18				358.07	USD
08/20/18		BOND INTEREST RECEIVED 31617CAH6	248000 FIDELITY BK NEW ORLEANS LA CTF DEP ACT/365 MONTHLY 1.900% 07/19/19 B/E DTD 01/19/18 RD 08/04 PD 08/19/18				400.20	USD
08/20/18		BOND INTEREST RECEIVED 35471TDM1	248000 FRANKLIN SYNERGY BK TENN CTF DEP ACT/365 MONTHLY 1.500% 10/19/18 B/E DTD 07/19/17 RD 08/04 PD 08/19/18				315.95	USD
08/20/18		BOND INTEREST RECEIVED 42724JEG6	248000 HERITAGE BK HOPKINSVILLE KY CTF DEP ACT/365 MONTHLY 3.000% 06/21/21 B/E DTD 06/19/18 RD 08/04 PD 08/19/18				631.89	USD
08/20/18		BOND INTEREST RECEIVED 78658QT45	248000 SAFRA NATL BK NEW YORK CTF DEP PROGRAM BOOK ENTRY 3/A2 INSTL CTF DEP 1.500% 09/18/18 B/E DTD 08/18/17 RD 08/17 PD 08/20/18				1,844.71	USD
08/21/18	08/20/18	BOND INTEREST ADJUSTMENT 78658QT45	248000 SAFRA NATL BK NEW YORK CTF DEP PROGRAM BOOK ENTRY 3/A2 INSTL CTF DEP RD 08/17 PD 08/20/18 REV NO PAYMENT				-1,844.71	USD

August 1, 2018 - August 31, 2018
MEDINA CITY SCHOOLS

Transactions by Type of Activity (continued)

Process/ Settlement Date	Trade/ Transaction Date	Activity Type	Description	Quantity	Price	Accrued Interest	Amount	Currency
Dividends and Interest (continued)								
08/22/18		BOND INTEREST RECEIVED 062683AN7	248000 BANK HOPE LOS ANGELES CA CTF DEP ACT/365 MONTHLY 1.600% 03/22/19 B/E DTD 09/22/17 RD 08/07 PD 08/22/18				337.01	USD
08/22/18		BOND INTEREST RECEIVED 09248ABG4	248000 BLACKRIDGE BANK FARGO N D CTF DEP ACT/365 MONTHLY 2.100% 12/22/20 B/E DTD 12/22/17 CLB RD 08/07 PD 08/22/18				442.32	USD
08/22/18		BOND INTEREST RECEIVED 29367SHX5	248000 ENTERPRISE BK & TR CLAYTON MO CTF DEP ACT/365 2.800% 06/22/20 B/E DTD 06/22/18 RD 08/07 PD 08/22/18				589.76	USD
08/22/18		BOND INTEREST RECEIVED 508176CH5	249000 LAKE CITY BK WARSAW IND CTF DEP ACT/365 MONTHLY 1.600% 03/22/19 B/E DTD 03/22/17 RD 08/07 PD 08/22/18				338.37	USD
08/22/18		BOND INTEREST RECEIVED 70153RJE9	248000 PARKWAY BK & TR HARWOOD HEIGHTS ILL CTF DEP ACT/365 MONTHLY 1.750% 12/21/18 B/E DTD 12/22/17 RD 08/07 PD 08/22/18				368.60	USD
08/23/18		BOND INTEREST RECEIVED 14042RHJ3	248000 CAPITAL ONE NATL ASSN MCLEAN VA CTF DEP ACT/365 1.700% 08/23/19 B/E DTD 08/23/17 RD 08/08 PD 08/23/18				2,090.67	USD
08/23/18		BOND INTEREST RECEIVED 410493CDO	248000 HANMI BK LOS ANGELES CALIF CTF DEP ACT/365 MONTHLY 1.550% 12/24/18 B/E DTD 06/23/17 RD 08/08 PD 08/23/18				326.48	USD
08/24/18		BOND INTEREST RECEIVED 20033AVAI	248000 COMENITY CAP BK SALT LAKE CITY UTAH CTF DEP ACT/365 1.700% 07/24/19 B/E DTD 07/24/17 RD 08/09 PD 08/24/18				358.07	USD
08/27/18		BOND INTEREST RECEIVED 20364ACD5	248000 COMMUNITY FINL SVCS BK BENTON KY CTF DEP ACT/365 MONTHLY 3.000% 07/26/21 B/E DTD 07/25/18 CLB RD 08/10 PD 08/25/18				631.89	USD
08/28/18		BOND INTEREST RECEIVED 329864AB8	248000 FIRST NATL BK LONG IS N Y CTF DEP ACT/365 MONTHLY 2.300% 09/30/19 B/E DTD 03/28/18 RD 08/13 PD 08/28/18				484.45	USD

Transactions by Type of Activity (continued)

Process/ Settlement Date	Trade/ Transaction Date	Activity Type	Description	Quantity	Price	Accrued Interest	Amount	Currency
Dividends and Interest (continued)								
08/28/18		BOND INTEREST RECEIVED 710347AK1	248000 PEOPLES BK EWING VA CTF DEP ACT/365 MONTHLY 1.700% 03/28/19 B/E DTD 12/28/17 RD 08/13 PD 08/28/18				358.07	USD
08/28/18		BOND INTEREST RECEIVED 947547JQ9	248000 WEBBANK SALT LAKE CITY UTAH CTF DEP ACT/365 MONTHLY 1.850% 03/30/20 B/E DTD 09/28/17 CLB RD 08/13 PD 08/28/18				389.67	USD
08/29/18		BOND INTEREST RECEIVED 58733AES4	248000 MERCANTIL BK NATL ASSN CORAL GABLES FLA CTF DEP ACT/365 MONTHLY 2.200% 12/29/20 B/E DTD 12/29/17 RD 08/14 PD 08/29/18				463.39	USD
08/29/18		BOND INTEREST RECEIVED 86063QAD7	248000 STIFEL BK & TR ST LOUIS MO CTF DEP ACT/365 2.550% 03/30/20 B/E DTD 03/29/18 RD 08/14 PD 08/29/18				537.11	USD
08/30/18		BOND INTEREST RECEIVED 59013JD22	248000 MERRICK BK SOUTH JORDAN UTAH CTF DEP ACT/365 MONTHLY 1.700% 10/30/19 B/E DTD 10/30/17 RD 08/15 PD 08/30/18				358.07	USD
08/30/18		BOND INTEREST RECEIVED 63861NAK1	248000 NATIONWIDE BK COLUMBUS OHIO CTF DEP ACT/365 MONTHLY 1.850% 02/28/20 B/E DTD 11/30/17 RD 08/15 PD 08/30/18				389.67	USD
08/30/18		BOND INTEREST RECEIVED 90348JCL2	248000 UBS BK USA SALT LAKE CITY UT CTF DEP ACT/365 MONTHLY 2.150% 04/30/19 B/E DTD 04/30/18 RD 08/15 PD 08/30/18				452.85	USD
08/30/18		BOND INTEREST RECEIVED 91330ABJ5	248000 UNITY BK CLINTON NJ CTF DEP ACT/365 MONTHLY 1.950% 07/30/19 B/E DTD 01/30/18 RD 08/29 PD 08/30/18				410.73	USD
08/31/18		BOND INTEREST RECEIVED 31931TEL5	247000 FIRST BK SOUTHN PINES NORTH CAROLINA CTF DEP ACT/365 1.700% 05/31/19 B/E DTD 05/31/17 RD 08/30 PD 08/31/18				356.63	USD
Total Dividends and Interest						\$0.00	\$21,844.98	USD
Distributions								
08/03/18		SECURITY REDEEMED 61747MXR7	MORGAN STANLEY BK N A SALT LAKE CITY UTAH CTF DEP ACT/365 AT-MATURITY 1.500% 08/03/18 B/E DTD 08/03/17 ACCOUNT REDEMPTION	-248,000.000			248,000.00	USD
Total Distributions						\$0.00	\$248,000.00	USD
Cash Withdrawals and Deposits								
08/01/18		ELECTRONIC TRANSACTION USD999997	SEND TO BANK FOR ACH ACH HUNTINGTON NATIONAL BANK				-505.51	USD
08/02/18		ELECTRONIC DEPOSIT USD999997	RECV FR BANK FOR ACH ACH HUNTINGTON NATIONAL BANK				248,000.00	USD

August 1, 2018 - August 31, 2018
MEDINA CITY SCHOOLS

Transactions by Type of Activity (continued)

Process/ Settlement Date	Trade/ Transaction Date	Activity Type	Description	Quantity	Price	Accrued Interest	Amount	Currency
Cash Withdrawals and Deposits (continued)								
08/03/18		ELECTRONIC TRANSACTION USD999997	SEND TO BANK FOR ACH ACH HUNTINGTON NATIONAL BANK				-254,231.93	USD
08/06/18		ELECTRONIC TRANSACTION USD999997	SEND TO BANK FOR ACH ACH HUNTINGTON NATIONAL BANK				-989.96	USD
08/07/18		ELECTRONIC TRANSACTION USD999997	SEND TO BANK FOR ACH ACH HUNTINGTON NATIONAL BANK				-358.07	USD
08/08/18		ELECTRONIC DEPOSIT USD999997	RECV FR BANK FOR ACH ACH HUNTINGTON NATIONAL BANK				248,000.00	USD
08/09/18		ELECTRONIC TRANSACTION USD999997	SEND TO BANK FOR ACH ACH HUNTINGTON NATIONAL BANK				-716.14	USD
08/14/18		ELECTRONIC TRANSACTION USD999997	SEND TO BANK FOR ACH ACH HUNTINGTON NATIONAL BANK				-758.27	USD
08/15/18		ELECTRONIC TRANSACTION USD999997	SEND TO BANK FOR ACH ACH HUNTINGTON NATIONAL BANK				-895.18	USD
08/15/18		ELECTRONIC DEPOSIT USD999997	RECV FR BANK FOR ACH ACH HUNTINGTON NATIONAL BANK				246,000.00	USD
08/21/18		ELECTRONIC TRANSACTION USD999997	SEND TO BANK FOR ACH ACH HUNTINGTON NATIONAL BANK				-3,550.82	USD
08/27/18		ELECTRONIC DEPOSIT USD999997	RECV FR BANK FOR ACH ACH HUNTINGTON NATIONAL BANK				1,844.71	USD
08/28/18		ELECTRONIC TRANSACTION USD999997	SEND TO BANK FOR ACH ACH HUNTINGTON NATIONAL BANK				-6,715.36	USD
08/30/18		ELECTRONIC TRANSACTION USD999997	SEND TO BANK FOR ACH ACH HUNTINGTON NATIONAL BANK				-2,611.82	USD
08/31/18		ELECTRONIC DEPOSIT USD999997	RECV FR BANK FOR ACH ACH HUNTINGTON NATIONAL BANK				248,000.00	USD
Total Cash Withdrawals and Deposits						\$0.00	\$720,511.65	USD
Total Value of Transactions						\$0.00	\$356.63	USD

The price and quantity displayed may have been rounded.

Fixed Income Analysis

Bond Quality

Bond Quality	Market Value	% of Bond Market Value
Not Rated	16,007,593.36	100%
Total	16,007,593.36	100%

Bond Maturity Schedule



Bond Maturity	Market Value	% of Bond Market Value
Within 1 month	247,965.28	2%
1 to 6 months	1,728,622.63	11%
7 to 12 months	4,198,603.31	26%
1 to 5 years	9,832,402.14	61%
Total	16,007,593.36	100%

Percentages of bond market values are rounded to the nearest whole percentage.

Bond quality ratings reflect Moody's or Standard and Poor's ratings. Bonds may be rated by other services. Bonds that are in default are not included. Please refer to your Portfolio Holdings section.

You are 100% invested in bonds with a bond quality of Not Rated.

Trades Not Settled

Settlement Date	Trade Date	Activity Type	Description	Quantity	Price	Accrued Interest	Settlement Amount
09/12/18	08/28/18	Buy	ORIENTAL BK BROKERED INSTL CTF DEP ACT/365 2.800% 09/14/20 REG DTD 09/12/18 YLD 2.800 TO	246,000.000	100.0000	0.00	-246,000.00
Total Amount of Trades Not Settled							-\$246,000.00

Messages

Although a money market mutual fund seeks to preserve the value of your investment at \$1 per share, it is possible to lose money by investing in a money market mutual fund. Shares of a money market mutual fund or the balance of a bank deposit product held in your brokerage account may be liquidated upon request with the proceeds credited to your brokerage account. Please see the money market mutual fund's prospectus or the bank deposit product's disclosure document or contact your advisor for additional information. Pursuant to SEC Rule 10b-10(b)(1) confirmations are not sent for purchases into money market mutual funds processed on the sweep platform.

Cash Not Yet Received

Security	Record Date	Payable Date	Quantity Held	Rate	Dividend Option	Amount of Payment
Interest						
BELMONT BK & TR CO CHICAGO IL CTF DEP ACT/365 MONTHLY	08/22/18	09/06/18	248,000.000	0.001444	Cash	358.07
CATHAY BK LOS ANGELES CALIF CTF DEP ACT/365 MONTHLY	08/23/18	09/07/18	248,000.000	0.001444	Cash	358.07
CHIPPEWA VY BK WINTER WIS CTF DEP ACT/365 MONTHLY	08/22/18	09/06/18	248,000.000	0.002548	Cash	631.89

August 1, 2018 - August 31, 2018
MEDINA CITY SCHOOLS

Cash Not Yet Received (continued)

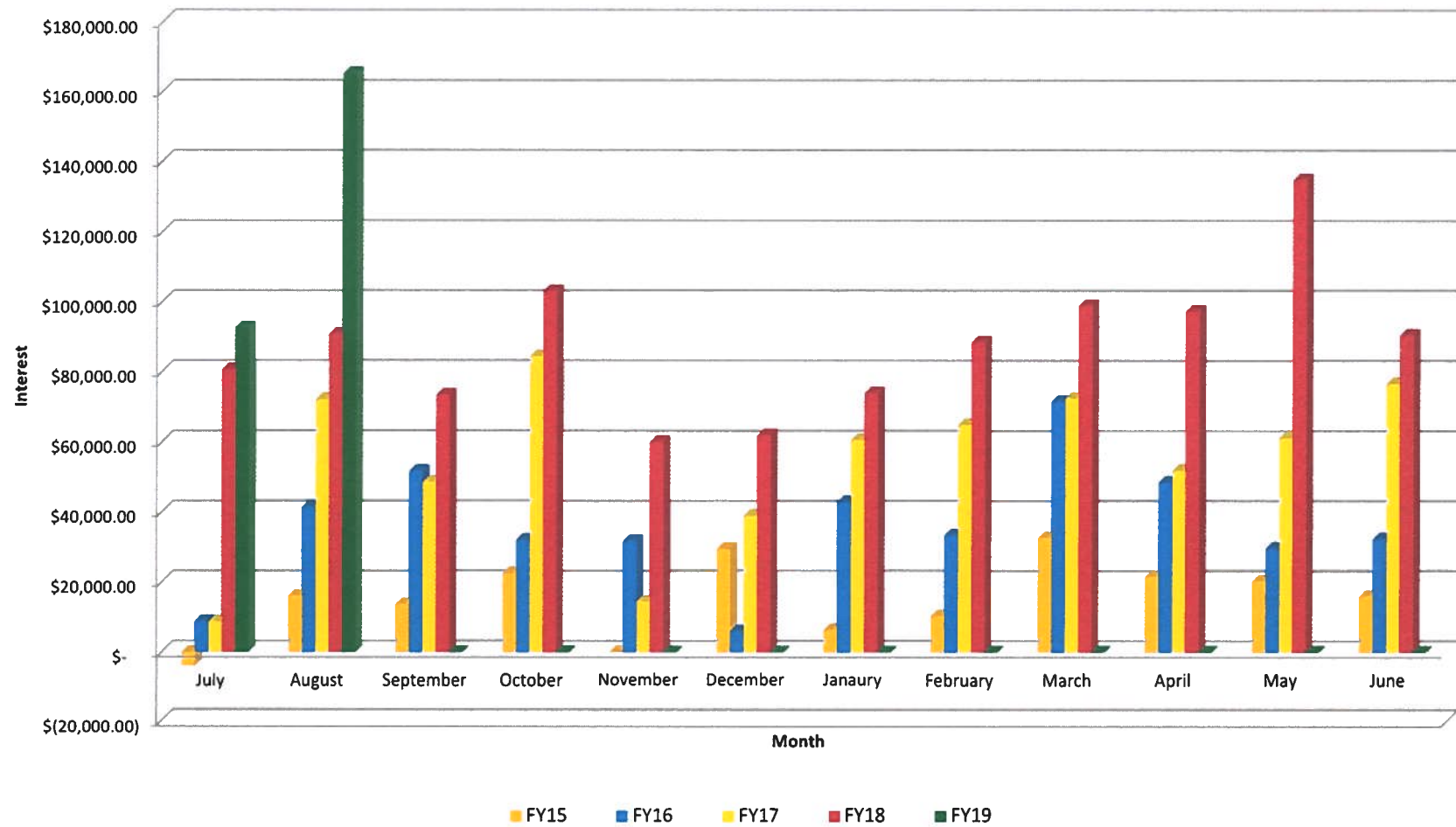
Security	Record Date	Payable Date	Quantity Held	Rate	Dividend Option	Amount of Payment
Interest (continued)						
ENERBANK USA SALT LAKE CITY UTAH CTF DEP ACT/365 MONTHLY	08/31/18	09/15/18	248,000.000	0.001444	Cash	358.07
LEGACYTEXAS BK PLANO CTF DEP ACT/365 MONTHLY	08/24/18	09/08/18	248,000.000	0.001401	Cash	347.54
MAGNOLIA BK INC KY CTF DEP ACT/365 MONTHLY	08/28/18	09/12/18	248,000.000	0.001486	Cash	368.60
MIDLAND STS BK EFFINGHAM ILL CTF DEP ACT/365	08/30/18	09/14/18	248,000.000	0.001571	Cash	389.67
PINNACLE BK NASHVILLE TENN CTF DEP ACT/365 MONTHLY	08/31/18	09/15/18	248,000.000	0.002166	Cash	537.11
SECURITY ST BK FARWELL TEX CTF DEP ACT/365 MONTHLY	08/24/18	09/08/18	248,000.000	0.002548	Cash	631.89
STERLING BK POPLAR BLUFF MO CTF DEP ACT/365 MONTHLY	08/24/18	09/08/18	248,000.000	0.001486	Cash	368.60
WASHINGTON TR CO WESTERLY RI CTF DEP ACT/365	08/24/18	09/08/18	248,000.000	0.008066	Cash	2,000.31
Total Cash Not Yet Received						\$6,349.82

Assets shown here are not reflected in your account. This information has been received from sources we believe to be reliable. Pershing does not guarantee the accuracy of the information.

Important Information and Disclosures
The Role of Pershing

- Pershing carries your account as clearing broker pursuant to a clearing agreement with your financial institution. Pershing may accept from your financial institution without inquiry or investigation (i) orders for the purchase and sale of securities and other property and (ii) any other instructions concerning your account. Pershing is not responsible or liable for any acts or omissions of your financial institution or its employees and it does not supervise them. Pershing provides no investment advice nor does it assess the suitability of any transaction or order. Pershing acts as the agent of your financial institution and you agree that you will not hold Pershing or any person controlling or under common control with it liable for any investment losses incurred by you.
- Pershing performs several key functions at the direction of your financial institution. It acts as custodian for funds and securities you may deposit with it directly or through your financial institution or that it receives as the result of securities transactions it processes.
- Your financial institution is responsible for adherence to the securities laws, regulations and rules which apply to it regarding its own operations and the supervision of your account, its sales representatives and other personnel. Your financial institution is also responsible for approving the opening of accounts and obtaining account documents; the acceptance and, in certain instances, execution of securities orders; the assessment of the suitability of those transactions, where applicable; the rendering of investment advice, if any, to you and in general, for the ongoing relationship that it has with you.
- Inquiries concerning the positions and balances in your account may be directed to the Pershing Customer Service Department at (201) 413-3333. All other inquiries regarding

Total Monthly Interest Earnings



Date: 9/11/18

F I N A N C I A L S U M M A R Y R E P O R T
Processing Month: August 2018
MEDINA CITY SCHOOL DISTRICT

Page: 1
(FINSUM)

Fnd	Sc	Description	Beginning Balance	MTD Revenues	FYTD Revenues	MTD Expenditures	FYTD Expenditures	Current Available Balance
001	0000	GENERAL FUND	40,167,539.65	5,378,088.15	22,880,896.66	7,552,484.45	13,738,147.90	49,310,288.41
002	0000	BOND RETIREMENT	1,182,040.17	58,670.00	402,660.00	.00	.00	1,584,700.17
002	9000	BOND RETIREMENT - NEW ELE	3,827,987.43	212,680.00	1,459,650.00	.00	.00	5,287,637.43
002	9012	LOCAL SALES TAX RETIREMEN	.00	.00	.00	.00	1,250.00	1,250.00-
003	0000	PERMANENT IMPROVEMENT FUN	126,628.88	.00	.00	.00	.00	126,628.88
003	9000	PERMANENT IMPROVEMENT FUN	989.14	.00	.00	.00	.00	989.14
003	9001	MEDINA CITY REC CENTER-PE	593,959.31	.00	240.09	12,205.76	12,205.76	581,993.64
006	0000	LUNCHROOM FUND	38,757.65	122,197.06	124,108.17	163,903.33	261,882.13	99,016.31-
007	9004	COLLINS SCHOLARSHIP/POST-	185.01	.62	.95	.00	.00	185.96
007	9110	ART TRUST - GARFIELD	10,300.89	34.37	52.80	.00	.00	10,353.69
007	9333	RIOS STUDENT LEADER SCHOL	27,351.81	91.27	140.20	.00	.00	27,492.01
007	9901	BIXLER SCHOLARSHIP FUND	125.00	.00	.00	.00	.00	125.00
008	9002	KANEHL MUSIC TRUST	28,768.25	79.37	121.93	.00	.00	28,890.18
008	9003	RICHARD HOFFMAN COLLINS M	636,337.81	.00	.00	.00	.00	636,337.81
008	9112	ELAINE BUSHMAN FUND	17,752.58	40.47	62.17	.00	.00	17,814.75
009	9000	STAR	2,051.25	16,022.40	16,040.90	.00	.00	18,092.15
009	9110	UNIFORM SUPPLIES GARFIELD	7,654.37	1,567.50	1,567.50	217.06	217.06	9,004.81
009	9120	UNIFORM SUPPLIES - CANAVA	7,885.49	5,066.30	5,066.30	465.18	465.18	12,486.61
009	9130	UNIFORM SUPPLIES - FENN	17,911.19	4,162.35	4,237.85	1,123.15	1,123.15	21,025.89
009	9140	UNIFORM SUPPLIES - HERITA	4,052.08	4,572.10	4,572.10	163.16	318.90	8,305.28
009	9160	UNIFORM SUPPLIES - BLAKE	75.40	6,511.30	6,511.30	966.59	966.59	5,620.11
009	9170	UNIFORM SUPPLIES - RALPH	11,797.12	8,465.60	8,465.60	437.27	437.27	19,825.45
009	9180	UNIFORM SUPPLIES - ELIZA	5,530.88	4,884.70	4,884.70	309.08	309.08	10,106.50
009	9200	UNIFORM SUPPLIES - CLAGGE	52,107.78	13,579.90	13,687.90	4,125.02	4,132.01	61,663.67
009	9210	UNIFORM SUPPLIES - A.I. R	9,657.05	11,414.50	11,405.50	1,801.06	1,801.06	19,261.49
009	9300	UNIFORM SUPPLIES - SENIOR	22,804.73	1,722.25	1,665.75	31,495.83	31,957.01	7,486.53-
009	9304	AVIATION/PHOTOGRAPHY	3.87	.00	.00	.00	.00	3.87
014	9016	MEDINA CNTY JUV DET CNTR	79,227.24	.00	29,393.28	31,093.67	53,303.00	55,317.52
014	9111	CFIT FY11	5,550.01	.00	.00	.00	.00	5,550.01
014	9116	EVOLVE	184,406.84	23,100.00	23,100.00	64,489.05	101,362.54	106,144.30
016	0000	EMERGENCY LEVY	18,470,574.92	384,140.00	2,931,150.00	331,516.25	566,176.07	20,835,548.85
018	0000	PRINT SHOP	6,683.33	.00	.00	.00	.00	6,683.33
018	9000	PUBLIC SCHOOL SUPPORT - S	16.70	.00	.00	.00	.00	16.70
018	9110	PRINCIPAL'S FUND - GARFIE	36,598.58	124.10	124.10	317.96	392.96	36,329.72
018	9111	GARFIELD SCHOOL STORE	49.99	.00	.00	.00	.00	49.99
018	9113	GARFIELD MEDIA CENTER	810.24	.00	.00	.00	.00	810.24
018	9120	PRINCIPAL - CANAVAN	46,644.11	.00	.00	2,294.75	2,294.75	44,349.36
018	9122	CANAVAN SCHOOL STORE	586.69	.00	.00	.00	.00	586.69
018	9123	BOOK FAIR - CANAVAN	2,376.32	4.00	4.00	.00	.00	2,380.32
018	9130	PRINCIPAL - FENN	29,614.17	33.00	33.00	744.92	1,469.01	28,178.16
018	9132	FENN SCHOOL STORE	1,243.95	.00	.00	50.00	50.00	1,193.95
018	9133	BOOK FAIR - FENN	598.56	4.79	4.79	.00	.00	603.35
018	9135	MEDINA SKI TEAM - DISTRIC	3,750.04	.00	.00	.00	.00	3,750.04
018	9140	PRINCIPAL'S FUND - HERITA	33,036.16	180.00	180.00	3,200.00	3,200.00	30,016.16
018	9143	HERITAGE MEDIA CENTER	6,292.05	.00	.00	.00	.00	6,292.05
018	9160	PRINCIPAL'S FUND - H G BL	49,340.74	.00	.00	1,199.86	1,274.01	48,066.73

Date: 9/11/18

F I N A N C I A L S U M M A R Y R E P O R T
Processing Month: August 2018
MEDINA CITY SCHOOL DISTRICT

Page: 2
(FINSUM)

Fnd	Sc	Description	Beginning Balance	MTD Revenues	FYTD Revenues	MTD Expenditures	FYTD Expenditures	Current Available Balance
018	9161	LEADER IN ME - BLAKE	7,394.06	.00	.00	.00	.00	7,394.06
018	9163	BLAKE MEDIA CENTER	15,865.60	.00	.00	50.00	50.00	15,815.60
018	9170	PRINCIPALS FUND - RALPH W	71,910.40	400.00	400.00	150.00	281.98	72,028.42
018	9171	WAITE SCHOOL STORE	50.00	.00	.00	.00	.00	50.00
018	9173	MEDIA CENTER RALPH WAITE	5,449.06	.00	.00	.00	.00	5,449.06
018	9174	FIELD TRIPS RALPH WAITE E	15,209.72	.00	.00	.00	.00	15,209.72
018	9180	PRINCIPALS FUND ELIZA NOR	47,210.96	1,308.96	1,308.96	200.00	200.00	48,319.92
018	9181	NORTHROP ELEMENTARY SCHOO	1,681.19	.00	.00	50.00	50.00	1,631.19
018	9183	MEDIA CENTER ELIZA NORTHRO	8,375.80	.00	.00	2,954.75	2,954.75	5,421.05
018	9184	FIELD TRIPS ELIZA NORTHRO	146.00	.00	.00	.00	.00	146.00
018	9200	PRINCIPAL'S FUND - CLAGGE	79,667.58	1,076.00	1,076.00	811.07	1,444.36	79,299.22
018	9203	CLAGGETT M.S. MEDIA CENTE	5,408.59	5.00	5.00	.00	.00	5,413.59
018	9210	PRINCIPAL'S FUND - ROOT M	34,705.04	.00	.00	500.00	1,749.99	32,955.05
018	9211	ROOT M.S. MEDIA CENTER	9,839.79	.00	.00	50.00	50.00	9,789.79
018	9212	ROOT M.S. - WASHINGTON TR	355.00	.00	.00	.00	.00	355.00
018	9213	SPECIAL FUNDRAISER - ROOT	.02	.00	.00	.00	.00	.02
018	9300	PRINCIPAL'S FUND - SENIOR	47,137.95	431.14	444.14	3,774.88	4,367.74	43,214.35
018	9301	MEDIA CENTER FUND	1,363.76	.00	.00	.00	.00	1,363.76
018	9302	SPECIAL FUNDRAISER - SENI	37,086.18	.00	.00	.00	.00	37,086.18
018	9303	PERFORMING ARTS	97,571.10	400.00-	1,299.00	1,564.09	7,989.41	90,880.69
018	9304	BUZZ	16,394.08	.00	.00	1,095.15	1,095.15	15,298.93
018	9305	FLEXIBLE CREDIT FUND	7,634.56	.00	.00	.00	.00	7,634.56
018	9884	FACILITY RENTAL	.00	2,544.00	2,544.00	.00	.00	2,544.00
018	9900	INSERVICE - CENTRAL	3,702.01	.00	.00	.00	.00	3,702.01
018	9901	PUBLIC SCHOOL SUPPORT - I	9,540.71	.00	.00	7,902.09-	4,854.32	4,686.39
018	9902	INSERVICE - SUPERINTENDEN	24,720.92	.00	.00	.00	.00	24,720.92
018	9903	BOARD/STUDENT DEVELOPMENT	2,800.00	.00	.00	.00	.00	2,800.00
018	9904	WELLNESS FUND	502.00	.00	.00	.00	.00	502.00
018	9905	PUBLIC SCHOOL SUPPORT/STU	52,823.04	.00	.00	.00	.00	52,823.04
018	9906	COMMUNICATIONS - PUBLIC S	2,377.27	4,459.57-	.00	.00	.00	2,377.27
018	9910	MAINTENANCE DEPARTMENT	3,902.36	.00	.00	.00	.00	3,902.36
018	9916	SPIRIT NIGHT	.00	1,750.00	1,750.00	.00	.00	1,750.00
018	9920	TRSP FUND	2,241.50	.00	.00	.00	.00	2,241.50
018	9930	Resource Connection	1,500.00	.00	.00	.00	.00	1,500.00
019	9000	ADAMH GRANT	980.00	.00	.00	.00	.00	980.00
019	9008	MCDAC GRANT FY18	.00	.00	.00	12,733.70-	.00	.00
019	9009	MCDAC GRANT FY19	.00	.00	.00	4,833.69	4,833.69	4,833.69-
019	9018	LOWE'S LIGHT UP GARFIELD	48.08	.00	.00	.00	.00	48.08
019	9020	RIF PROGRAM GRANT - NORTH	400.73	.00	.00	.00	.00	400.73
019	9021	JENNINGS - BLAKE - BRYNIA	.82	.00	.00	.00	.00	.82
019	9023	PUBLIC EDUCATION LEADERSH	.01	.00	.00	.00	.00	.01
019	9029	MARTHA HOLDEN JENNINGS GR	6.82	.00	.00	.00	.00	6.82
019	9030	PERFORMANCE BASED ASSESSM	79.76	.00	.00	.00	.00	79.76
019	9031	PBA FY11	256.96	.00	.00	.00	.00	256.96
019	9113	ACS-HACH CHEMISTRY GRANT	96.34	.00	.00	.00	.00	96.34
019	9180	PPG INNOVATIVE CLASSROOM	15.31	.00	.00	.00	.00	15.31

Date: 9/11/18

F I N A N C I A L S U M M A R Y R E P O R T
Processing Month: August 2018
MEDINA CITY SCHOOL DISTRICT

Page: 3
(FINSUM)

Fnd	Scc	Description	Beginning Balance	MTD Revenues	FYTD Revenues	MTD Expenditures	FYTD Expenditures	Current Available Balance
019	9213	VIDEO CLUB GRANT - MHS	2.82	.00	.00	.00	.00	2.82
019	9313	JENNINGS - NORTHROP - MIL	13.86	.00	.00	.00	.00	13.86
019	9413	3M AND OTHER GRANT	152.03	.00	.00	.00	.00	152.03
019	9513	NEA STUDENT ACHIEVEMENT G	191.88	.00	.00	.00	.00	191.88
019	9715	FUEL UP - BLAKE	23.82	.00	.00	.00	.00	23.82
020	9001	TRANSPORTATION ENTERPRISE	61,220.42	.00	3,587.56	2,140.05	4,076.31	60,731.67
022	9000	Unclaimed funds	33,217.15	.00	.00	.00	156.24	33,060.91
022	9093	DIVERSION PROGRAM FED MON	1,000.00	.00	.00	.00	.00	1,000.00
022	9094	DIVERSION PROGRAM - FED.	1,000.00	.00	.00	.00	.00	1,000.00
022	9300	OH HIGH SCHOOL ATH ASSOC	3,106.23	.00	.00	.00	.00	3,106.23
024	9001	MEDICAL AND DRUG/SELF INS	6,847,635.87	726,527.45	1,438,397.91	793,087.23	1,749,322.62	6,536,711.16
024	9002	DENTAL SELF INSURANCE FUN	357,639.76	56,193.50	111,342.98	55,884.73	111,726.42	357,256.32
024	9094	FLEX PRO	63,113.32	.00	.00	7,704.39	17,725.66	45,387.66
027	0000	WORKMANS COMP.-SELF INS	135,237.63	16,668.92	27,537.40	14,972.65	35,955.36	126,819.67
071	9013	LOCAL SALES TAX PERMANENT	3,368,024.17	.00	722,408.17	175,350.41	437,046.15	3,653,386.19
200	9110	GARFIELD STUDENT COUNCIL/	678.51	2.27	3.48	.00	.00	681.99
200	9121	ELLA CANAVAN STUDENT COUN	1,058.18	3.53	5.42	.00	.00	1,063.60
200	9134	FENN STUDENT BUSINESS	8.69	.02	.04	.00	.00	8.73
200	9140	STUDENT COUNCIL - HERITAG	151.19	.51	.78	.00	.00	151.97
200	9184	NORTHROP ELEMENTARY STUDE	48.39	.16	.25	.00	.00	48.64
200	9185	K-KIDS KIWANIS ACTIVITY C	6,163.70	186.12	197.15	.00	.00	6,360.85
200	9202	CLAGGETT MIDDLE SCH. STUD	1,651.98	34.11	37.07	.00	.00	1,689.05
200	9204	CLAGGETT MIDDLE SCHOOL CH	485.90	1.62	2.49	.00	.00	488.39
200	9205	CLAGGETT MIDDLE SCH. BUIL	1,955.42	237.35	240.85	162.00	162.00	2,034.27
200	9209	CLAGGETT MIDDLE SCHOOL DR	19,658.66	65.59	100.76	.00	.00	19,759.42
200	9252	CHEERLEADERS - ROOT M.S.	41.48	.13	.20	.00	.00	41.68
200	9253	BUILDERS' CLUB - ROOT M.S	3,684.29	12.30	18.89	.00	.00	3,703.18
200	9254	HONORS ACADEMY - ROOT	3,504.89	11.69	17.96	.00	.00	3,522.85
200	9256	DRAMA CLUB - ROOT M.S.	4,660.14	15.55	23.89	.00	.00	4,684.03
200	9258	STUDENT COUNCIL - ROOT M.	2,108.13	7.06	10.84	.00	7.00-	2,125.97
200	9301	YOUNG AMERICANS FOR FREED	3,128.52	10.44	16.04	.00	.00	3,144.56
200	9302	ART CLUB	136.78	.46	.70	.00	.00	137.48
200	9303	CULTURAL EXPLORATION	206.06	.69	1.06	.00	.00	207.12
200	9304	CAREER ASSOCIATION	.37	.00	.00	.00	.00	.37
200	9305	CHEMCLUB	966.23	725.62	727.35	.00	.00	1,693.58
200	9306	OPERATION SMILE	109.39	.36	.56	.00	.00	109.95
200	9307	CHOIR	56,370.48	193.60	3,019.31	1,071.63	1,071.63	58,318.16
200	9309	IMPROV CLUB	276.51	.92	1.41	.00	.00	277.92
200	9310	DELTA EPSILON PHI - NAT'L	.45	.00	.00	.00	.00	.45
200	9312	DRAMA CLUB	31,354.18	101.49	155.97	40.15	939.04	30,571.11
200	9315	FELLOWSHIP OF CHRISTIAN A	299.84	1.00	1.54	.00	.00	301.38
200	9318	GIRLS LEADERSHIP CLUB	5,128.27	17.11	26.28	.00	.00	5,154.55
200	9321	KEY CLUB	37,318.51	123.15	189.18	.00	409.21	37,098.48
200	9323	MEDINAMITE	302.43	1.01	1.55	.00	.00	303.98
200	9324	MEDINIAN	33,182.43	953.52	1,012.88	.00	.00	34,195.31
200	9325	MHS BAND	13,924.28	44.22	67.93	.00	671.35	13,320.86

Date: 9/11/18

F I N A N C I A L S U M M A R Y R E P O R T
Processing Month: August 2018
MEDINA CITY SCHOOL DISTRICT

Page: 4
(FINSUM)

Fnd	Sc	Description	Beginning Balance	MTD Revenues	FYTD Revenues	MTD Expenditures	FYTD Expenditures	Current Available Balance
200	9326	NATIONAL HONOR SOCIETY	11,347.80	37.87	58.17	.00	.00	11,405.97
200	9327	ORCHESTRA	24,523.59	87.00	176.95	.00	.00	24,700.54
200	9330	SCIENCE OLYMPIAD CLUB	1,953.65	5.25	8.75	380.00	380.00	1,582.40
200	9331	SKI CLUB	2.97	.01	.02	.00	.00	2.99
200	9332	SPANISH CLUB	10,465.93	34.92	53.64	.00	.00	10,519.57
200	9333	STUDENT COUNCIL	40,707.70	177.24	241.63	6,942.19	11,656.80	29,292.53
200	9335	LATIN CLUB	2,298.75	7.67	11.78	.00	.00	2,310.53
200	9337	AMERICAN SIGN LANGUAGE CL	254.74	.85	1.31	.00	.00	256.05
200	9339	SPEECH/DEBATE CLUB	15,656.04	4,190.18	4,217.76	.00	239.36	19,634.44
200	9340	S. A. D. D.	1,677.29	5.60	8.60	.00	.00	1,685.89
200	9346	PENGUIN BOWL/NOSB	264.07	.88	1.35	.00	.00	265.42
200	9350	TECHNOLOGY CLUB	483.83	1.62	2.49	.00	.00	486.32
200	9352	VIDEO CLUB - SR HI	7,045.97	23.84	336.45	200.80	200.80	7,181.62
200	9353	CHINESE CLUB	909.97	3.04	4.67	.00	.00	914.64
200	9355	GENDER AND SEXUALITY ALLI	1,299.36	4.33	6.65	.00	.00	1,306.01
200	9380	V O F T	25,124.90	83.84	128.79	.00	.00	25,253.69
200	9418	CLASS OF 2018	6,302.61	2.16	3.32	.00	5,655.24	650.69
200	9419	CLASS OF 2019	7,057.66	25.47	39.13	.00	575.57-	7,672.36
200	9420	CLASS OF 2020	4,071.63	13.59	20.87	.00	.00	4,092.50
200	9421	CLASS OF 2021	1,533.22	5.12	7.86	.00	.00	1,541.08
200	9999	GENERIC STUDENT ACTIV. FD	.01	.00	.00	.00	.00	.01
300	0000	ATHLETIC FUND	188,844.09	32,923.29	44,186.45	19,660.55	74,278.36	158,752.18
300	9110	GARFIELD FIELD TRIPS	2,067.57	.00	.00	100.00	100.00	1,967.57
300	9120	CANAVAN FIELD TRIP	1,352.68	.00	.00	.00	184.68	1,168.00
300	9121	WORLD WATCHER'S CLUB	7,362.04	.00	.00	.00	.00	7,362.04
300	9130	FENN FIELD TRIPS	517.55	1,040.00	1,040.00	.00	.00	1,557.55
300	9140	HERITAGE FIELD TRIPS	1,136.21	.00	.00	.00	.00	1,136.21
300	9160	BLAKE FIELD TRIPS	.00	.00	.00	263.58-	263.58-	263.58
300	9180	NORTHROP FIELD TRIPS	3,958.79	.00	.00	.00	3,660.00	298.79
300	9201	CLAGGETT MIDDLE SCH. BAND	26,346.90	.00	.00	.00	.00	26,346.90
300	9202	CLAGGETT MIDDLE SCH. ORCH	258.00	.00	.00	.00	.00	258.00
300	9203	CLAGGETT MIDDLE SCHOOL LI	370.00	.00	.00	.00	.00	370.00
300	9204	CLAGGETT M.S. CHOIR FUND	634.10	.00	.00	.00	.00	634.10
300	9208	CLAGGETT - 6TH GRADE TRIP	32,331.66	66,017.00	67,813.00	.00	.00	100,144.66
300	9250	ROOT M.S. BAND FUND	17,207.62	.00	.00	.00	.00	17,207.62
300	9251	ROOT M.S. ORCHESTRA FUND	1,238.65	.00	.00	.00	.00	1,238.65
300	9252	ROOT M.S. CHOIR FUND	3,270.15	.00	.00	.00	.00	3,270.15
300	9253	ROOT M.S. BEEHIVE	776.13	62.19	62.19	.00	87.05	751.27
300	9258	ROOT - DISTRICT SUPERVISE	107,604.61	3,990.00	3,990.00	.00	.00	111,594.61
300	9302	MENS VOLLEYBALL	9,818.29	.00	.00	.00	.00	9,818.29
300	9303	HUDDLE/SHUDDLE	1,318.22	.00	.00	.00	.00	1,318.22
300	9304	LINK CREW	3,477.17	100.00	100.00	1,191.52	1,191.52	2,385.65
300	9313	DRAMA/MUSICAL	11,069.51	.00	.00	.00	.00	11,069.51
300	9325	MHS BAND TRIP	7,171.20	.00	.00	.00	.00	7,171.20
300	9334	BEEHIVE CAFE	18,050.78	.00	.00	1,372.25	1,524.89	16,525.89
300	9410	SPARKLE CHEERLEADING	1,768.10	.00	.00	.00	.00	1,768.10

Date: 9/11/18

F I N A N C I A L S U M M A R Y R E P O R T
Processing Month: August 2018
MEDINA CITY SCHOOL DISTRICT

Page: 5
(FINSUM)

Fnd	Sc	Description	Beginning Balance	MTD Revenues	FYTD Revenues	MTD Expenditures	FYTD Expenditures	Current Available Balance
401	9017	AUXILIARY FUNDS/ST FRANCI	37.41	.00	.00	.00	.00	37.41
401	9018	AUXILIARY FUNDS/ST FRANCI	72,216.62	.00	110.03	10,416.11	21,128.49	51,198.16
401	9019	AUXILIARY FUNDS/ST FRANCI	.00	96,489.26	96,489.26	38,368.19	38,582.43	57,906.83
401	9027	AUX FUNDS NURTURY	72.90	.00	.00	.00	.00	72.90
401	9038	AUX FUNDS MCA	24,013.56	.00	.79	1,163.87	20,733.29	3,281.06
401	9039	AUX FUNDS MCA	.00	42,764.17	42,764.17	29,452.80	30,932.30	11,831.87
401	9048	AUX FUNDS KIDS COUNTRY	9,770.07	.00	3.88	.00	7,603.52	2,170.43
401	9049	AUX FUNDS KIDS COUNTRY	.00	2,887.42	2,887.42	.00	.00	2,887.42
401	9066	SM WONDERS	1,644.12	.00	.00	.00	.00	1,644.12
432	9097	MANAGE. INFO. SYS. FUND	.80	.00	.00	.00	.00	.80
450	9008	SCHOOLNET PLUS FY2008: GR	1.00	.00	.00	.00	.00	1.00
451	9013	CONNECTIVITY 2013	800.00	.00	.00	.00	.00	800.00
451	9018	CONNECTIVITY FY18	564.00	.00	.00	.00	.00	564.00
452	9008	SCHOOLNET PROFESSIONAL DE	66.15	.00	.00	.00	.00	66.15
499	9012	INTERN PSYCH FY12	45.81	.00	.00	.00	.00	45.81
499	9013	INTERN PSYCH FY13	39.97	.00	.00	.00	.00	39.97
499	9018	STRATEGIES SECONDARY TRAN	3,129.00	.00	.00	2,728.04	3,129.00	.00
499	9024	LOCAL GOVERNMENT INNOVATI	7,750.00	.00	.00	.00	.00	7,750.00
499	9039	INTERN PSYCHOLOGIST GRANT	2.20	.00	.00	.00	.00	2.20
499	9112	E-TECH BLENDED LEARNING G	321.71	.00	.00	.00	.00	321.71
506	9014	RESIDENT EDUCATOR GRANT	950.00	.00	.00	.00	.00	950.00
516	9015	TITLE VI-B	2,690.82	.00	.00	.00	.00	2,690.82
516	9016	TITLE VI-B	229.90	.00	.00	.00	.00	229.90
516	9018	TITLE VI-B	13,049.04	.00	.00	87,854.30	181,982.35	168,933.31-
516	9019	TITLE VI-B	.00	.00	.00	47,779.92	47,779.92	47,779.92-
572	9018	TITLE I	24,632.47	.00	.00	30,743.38	62,311.89	37,679.42-
572	9019	TITLE I	.00	.00	.00	13,759.39	13,759.39	13,759.39-
572	9116	TITLE I-D	2.83	.00	.00	.00	.00	2.83
572	9118	TITLE I-D	30,330.50	.00	.00	22,676.31	32,466.38	2,135.88-
572	9119	TITLE I-D	.00	.00	.00	89.95	179.90	179.90-
587	9018	PRESCHOOL	10,962.06	.00	.00	8,805.25	11,963.57	1,001.51-
587	9019	PRESCHOOL	.00	.00	.00	471.77	471.77	471.77-
590	9018	TITLE II-A	9,793.01	.00	.00	4,376.95	12,749.58	2,956.57-
590	9019	TITLE II-A	.00	.00	.00	17,194.16	17,194.16	17,194.16-
599	9018	TITLE IV-A STUDENT SUPPOR	738.14	.00	.00	623.02	738.14	.00
599	9019	TITLE IV-A STUDENT SUPPOR	.00	.00	.00	9,859.12	9,859.12	9,859.12-
Grand Total All Funds			78,299,035.55	7,313,216.91	30512,787.87	9,606,360.74	17785,796.57	91026,026.85
Total Invested Funds			.00					

Date: 9/11/2018

C H E C K R E G I S T E R
Processing Month: August 2018
MEDINA CITY SCHOOL DISTRICT

Page: 1
(CHKREG)

Check#	Check Date	Org Sta	Vendor Paid	Check Amount	Status Date
008260	08/02/2018	M/M	MEMO - MEDICAL MUTUAL	97,924.42	
008261	08/07/2018	M/M	MEMO - MEDICAL MUTUAL	117,725.25	
008262	08/02/2018	M/M	MEMO - U.S. BANK PURCHASE CARD	13,615.47	
008263	08/09/2018	M/M	GORDON FOOD SERVICE	72.93	
008264	08/21/2018	M/M	MEMO - MEDICAL MUTUAL	130,061.17	
008265	08/07/2018	M/M	MEMO - MEDICAL MUTUAL	254,272.56	
008266	08/16/2018	M/M	GORDON FOOD SERVICE	1,836.00	
008267	08/16/2018	M/M	GORDON FOOD SERVICE	192.28	
008268	08/20/2018	M/M	MEMO MET LIFE INSURANCE	55,884.73	
008269	08/20/2018	M/M	GORDON FOOD SERVICE	9,844.66	
008270	08/20/2018	M/M	GORDON FOOD SERVICE	1,514.44	
008271	08/31/2018	M/M	MEMO - P & A ADMINISTRATIVE	6,982.89	
008272	08/29/2018	M/M	GORDON FOOD SERVICE	3,700.16	
008273	08/29/2018	M/M	GORDON FOOD SERVICE	278.14	
008274	08/28/2018	M/M	MEMO - MEDICAL MUTUAL	193,103.83	
008275	08/10/2018	M/M	MEMO - BUREAU WORK COMP	7,008.84	
008276	08/31/2018	M/M	MEMO - BUREAU WORK COMP	7,963.81	
008277	08/03/2018	M/M	MEMO --S T R S	73,846.50	
008278	08/03/2018	M/M	MEMO --S E R S	3,839.54	
008279	08/03/2018	M/M	MEMO -MEDINA CITY SCHOOLS	310,855.05	
008280	08/03/2018	M/M	MEMO - HUNTINGTON NAT'L BANK	26,450.52	
008281	08/03/2018	M/M	MEMO - BUREAU WORK COMP	5,367.91	
008282	08/17/2018	M/M	MEMO --S T R S	73,597.41	
008283	08/17/2018	M/M	MEMO --S E R S	3,839.54	
008284	08/17/2018	M/M	MEMO -MEDINA CITY SCHOOLS	312,467.59	
008285	08/17/2018	M/M	MEMO - HUNTINGTON NAT'L BANK	26,871.19	
008286	08/17/2018	M/M	MEMO - BUREAU WORK COMP	5,348.83	
008287	08/31/2018	M/M	MEMO --S T R S	79,691.69	
008288	08/31/2018	M/M	MEMO --S E R S	3,839.54	
008289	08/31/2018	M/M	MEMO -MEDINA CITY SCHOOLS	13,761.10	
008290	08/31/2018	M/M	MEMO - HUNTINGTON NAT'L BANK	30,262.45	
008291	08/31/2018	M/M	MEMO - BUREAU WORK COMP	5,952.18	
008292	08/31/2018	M/M	STRS	515,136.00	
008293	08/31/2018	M/M	SERS - MEMO	128,578.00	
008294	08/10/2018	M/M	OHIO DEPT OF ED - MEMO CK	79,043.80	
008295	08/24/2018	M/M	OHIO DEPT OF ED - MEMO CK	79,561.44	
008296	08/20/2018	M/M	MEMO MET LIFE INSURANCE	4,634.06	
623656	08/03/2018	W/R	CLEVELAND SIGHT CENTER	175.00	08/10/2018
623657	08/09/2018	W/W	AASSA/SUMMIT ESC	100.00	
623658	08/09/2018	W/W	ADLER TEAM SPORTS	1,380.00	
623659	08/09/2018	W/R	ADVANCE AUTO PARTS	794.56	08/13/2018
623660	08/09/2018	W/R	ANGELA NUCKOLS	1,650.00	08/09/2018
623661	08/09/2018	W/R	APOLLO PEST CONTROL COMPANY	848.00	08/20/2018
623662	08/09/2018	W/R	ARMSTRONG	544.49	08/15/2018
623663	08/09/2018	W/R	ARMSTRONG CABLE	59.95	08/14/2018
623664	08/09/2018	W/R	ASCD	39.00	08/16/2018
623665	08/09/2018	W/R	ASHLAND HIGH SCHOOL	175.00	08/14/2018
623666	08/09/2018	W/R	BELINDA MEIER	550.00	08/10/2018
623667	08/09/2018	W/R	C MARTIN TRUCKING	1,262.02	08/21/2018
623668	08/09/2018	W/R	CENTERRA CO-OP	1,005.48	08/17/2018
623669	08/09/2018	W/R	CENTURY EQUIPMENT, INC.	277.62	08/13/2018
623670	08/09/2018	W/R	CHRISTA BORLING	1,279.96	08/13/2018

Date: 9/11/2018

C H E C K R E G I S T E R
Processing Month: August 2018
MEDINA CITY SCHOOL DISTRICT

Page: 2
(CHKREG)

Check#	Check Date	Org Sta	Vendor Paid	Check Amount	Status Date
623671	08/09/2018	W/R	CHUCK'S CUSTOM, LLC	6.38	08/20/2018
623672	08/09/2018	W/R	CINTAS CORPORATION	795.19	08/14/2018
623673	08/09/2018	W/R	CINTAS FIRST AID & SAFETY	69.18	08/17/2018
623674	08/09/2018	W/R	CITY OF MEDINA	12,491.43	08/13/2018
623675	08/09/2018	W/R	CLEVELAND VICON COMPANY INC	4,530.00	08/13/2018
623676	08/09/2018	W/R	COLUMBIA GAS OF OHIO, INC	28.58	08/15/2018
623677	08/09/2018	W/R	COSI	200.00	08/15/2018
623678	08/09/2018	W/R	DANIELLE KENDEL	41.15	08/22/2018
623679	08/09/2018	W/R	DAWN CIPRO	600.00	08/13/2018
623680	08/09/2018	W/R	DEBBIE QUAIDER	300.00	08/15/2018
623681	08/09/2018	W/R	E3 GORDON STOWE	444.00	08/16/2018
623682	08/09/2018	W/R	EASY GRAPHICS CORP	5,839.00	08/14/2018
623683	08/09/2018	W/R	ENNIS BRITTON CO LPA	4,692.50	08/09/2018
623684	08/09/2018	W/R	ERIE ELECTROSTATIC	2,340.00	08/15/2018
623685	08/09/2018	W/R	EXCEL MANAGEMENT LLC	60,800.00	08/14/2018
623686	08/09/2018	W/R	FARMERS EXCHANGE CO INC	99.98	08/13/2018
623687	08/09/2018	W/R	FASTENAL COMPANY	16.42	08/14/2018
623688	08/09/2018	W/R	FEDERAL EXPRESS CORP	42.49	08/15/2018
623689	08/09/2018	W/R	FRONTIER	6,161.54	08/15/2018
623690	08/09/2018	W/R	GENE PTACEK & SON	496.60	08/14/2018
623691	08/09/2018	W/R	NAPA AUTOMOTIVE PARTS & SERVIC	27.24	08/14/2018
623692	08/09/2018	W/R	GREATER MEDINA CHAMBER	275.00	08/20/2018
623693	08/09/2018	W/R	GRIZZLY AUTO & TIRE	1,098.38	08/14/2018
623694	08/09/2018	W/R	H.S.H. CONSTRUCTION &	4,250.00	08/16/2018
623695	08/09/2018	W/R	HARRISON FORD INC	1,359.12	08/14/2018
623696	08/09/2018	W/R	HEALTHCARE BILLING SERVICES	1,001.87	08/14/2018
623697	08/09/2018	W/R	HF GROUP LLC	1,016.39	08/13/2018
623698	08/09/2018	W/R	HUDSON HIGH SCHOOL	285.00	08/17/2018
623699	08/09/2018	W/R	IRC TEAM SPORTS	932.40	08/14/2018
623700	08/09/2018	W/R	JOHNSON CONTROLS FIRE PROT LP	2,445.00	08/15/2018
623701	08/09/2018	W/R	JON E BURKHART	321.60	08/09/2018
623702	08/09/2018	W/R	JULIE CREW	650.00	08/17/2018
623703	08/09/2018	W/R	KAREN PLATZ	3,390.00	08/15/2018
623704	08/09/2018	W/R	KURT GEHRING	710.00	08/14/2018
623705	08/09/2018	W/R	KYLE BALAS	7.52	08/13/2018
623706	08/09/2018	W/R	LEARNING.COM	4,860.00	08/13/2018
623707	08/09/2018	W/W	LILLIAN SELVA	250.00	
623708	08/09/2018	W/R	LODI LUMBER CO	164.31	08/13/2018
623709	08/09/2018	W/R	MAGICAL THEATRE COMPANY	600.00	08/20/2018
623710	08/09/2018	W/R	MARS ELECTRIC CO.	505.96	08/13/2018
623711	08/09/2018	W/R	MATH LEARNING CENTER	108,038.69	08/14/2018
623712	08/09/2018	W/R	MCMASTER-CARR	2,787.30	08/13/2018
623713	08/09/2018	W/R	MEDINA AUTO MALL	560.46	08/15/2018
623714	08/09/2018	W/R	MEDINA CITY SCHOOLS	200.80	08/10/2018
623715	08/09/2018	W/R	MEDINA COUNTY SANITARY	12,124.87	08/15/2018
623716	08/09/2018	W/R	MEDINA HARDWARE, INC	698.60	08/16/2018
623717	08/09/2018	W/R	MEDINA TRACTOR SALES	40.75	08/13/2018
623718	08/09/2018	W/R	MIDLAND HARDWARE COMPANY	3,480.00	08/13/2018
623719	08/09/2018	W/R	MNJ TECHNOLOGIES DIRECT INC	315.00	08/13/2018
623720	08/09/2018	W/R	MONTVILLE POLICE DEPARTMENT	120.00	08/16/2018
623721	08/09/2018	W/R	THE M CONLEY COMPANY	740.01	08/15/2018
623722	08/09/2018	W/R	OHIO DEPT/AGRICULTURE	35.00	08/14/2018

Date: 9/11/2018

C H E C K R E G I S T E R
Processing Month: August 2018
MEDINA CITY SCHOOL DISTRICT

Page: 3
(CHKREG)

Check#	Check Date	Org Sta	Vendor Paid	Check Amount	Status Date
623723	08/09/2018	W/R	OHIO EDISON COMPANY	19,316.87	08/13/2018
623724	08/09/2018	W/R	OHIO SCHOOL RESOURCE OFFICERS	49.00	08/17/2018
623725	08/09/2018	W/R	OHM ADVISORS	2,444.50	08/14/2018
623726	08/09/2018	W/R	OSBORNE MEDINA, INC.	59.57	08/14/2018
623727	08/09/2018	W/R	P & A ADMINISTRATIVE SERVICES	362.60	08/14/2018
623728	08/09/2018	W/R	PAR TRACK STRIPING LLC	4,600.00	08/13/2018
623729	08/09/2018	W/R	PITNEY BOWES GLOBAL FINANCIAL	2,174.33	08/13/2018
623730	08/09/2018	W/R	POINT SPRING & DRIVESHAFT CO	324.32	08/14/2018
623731	08/09/2018	W/R	PRAXAIR	25.33	08/14/2018
623732	08/09/2018	W/R	PROQUEST HOLDINGS LLC	5,450.00	08/20/2018
623733	08/09/2018	W/R	RADIO ENGINEERING INDUSTRIES	947.13	08/13/2018
623734	08/09/2018	W/R	REALLY GOOD STUFF LLC	23.93	08/16/2018
623735	08/09/2018	W/R	REBECCA MARPLE	200.00	08/14/2018
623736	08/09/2018	W/R	REINHARDT SUPPLY COMPANY	2,168.48	08/16/2018
623737	08/09/2018	W/R	RJ VERNAK REFRIGERATION	1,084.00	08/16/2018
623738	08/09/2018	W/R	ROJEN COMPANY	182.75	08/14/2018
623739	08/09/2018	W/R	SCHOLASTIC INC.	28.60	08/14/2018
623740	08/09/2018	W/R	SCHOOL SPECIALTY, INC	134.04	08/20/2018
623741	08/09/2018	W/R	SCOTT MOATS CONSTRUCTION SERV	1,523.06	08/14/2018
623742	08/09/2018	W/R	SCOTT SCRIVEN LLP	818.00	08/16/2018
623743	08/09/2018	W/R	SHARON TERRION	300.00	08/13/2018
623744	08/09/2018	W/R	SHERWIN WILLIAMS COMPANY	522.97	08/14/2018
623745	08/09/2018	W/R	SMETZER'S TIRE CENTER, INC.	34.20	08/13/2018
623746	08/09/2018	W/R	SPORTSWORLD	562.50	08/13/2018
623747	08/09/2018	W/R	STANDARD WELDING & STEEL	86.70	08/14/2018
623748	08/09/2018	W/R	SUBURBAN SCHOOL	8,069.00	08/21/2018
623749	08/09/2018	W/R	SUPERIOR PRINTING INC DBA	342.42	08/14/2018
623750	08/09/2018	W/R	TALBERT'S COMMERCIAL PRODUCTS	210.42	08/14/2018
623751	08/09/2018	W/R	TAMMY LYNES	150.00	08/17/2018
623752	08/09/2018	W/R	TECHNOLOGY ENGINEERING	4,887.75	08/09/2018
623753	08/09/2018	W/R	TERI LEWIS	250.00	08/13/2018
623754	08/09/2018	W/R	TERRI SEARLE	500.00	08/09/2018
623755	08/09/2018	W/R	UNITED RENTALS (N AMERICA) INC	148.00	08/20/2018
623756	08/09/2018	W/R	MT BUSINESS TECHNOLOGIES INC.	22,444.23	08/14/2018
623757	08/09/2018	W/R	UV TRUCK SALES	2,000.00	08/14/2018
623758	08/09/2018	W/R	VINCENT LIGHTING SYSTEMS CO	32,170.00	08/13/2018
623759	08/09/2018	W/R	W W WILLIAMS COMPANY LLC	6,959.54	08/14/2018
623760	08/09/2018	W/R	W.B. MASON CO., INC.	203.93	08/13/2018
623761	08/09/2018	W/R	WADE CHAPMAN	152.60	08/09/2018
623762	08/09/2018	W/R	WOLFF BROS. SUPPLY, INC.	1,063.86	08/14/2018
623763	08/09/2018	B/B	CARRIE WALTERS	60.00	
623764	08/20/2018	W/R	AARDVARK USA LLC	1,337.00	08/28/2018
623765	08/20/2018	W/R	ABC THERAPY, LTD	1,000.00	08/20/2018
623766	08/20/2018	W/R	ADVANCE AUTO PARTS	132.64	08/27/2018
623767	08/20/2018	W/R	AKRON ROTARY CAMP	3,480.00	08/31/2018
623768	08/20/2018	W/W	AKRON CHILDRENS HOSPITAL	99.80	
623769	08/20/2018	W/R	ALLIED 100 LLC	119.20	08/27/2018
623770	08/20/2018	W/R	ANGELA DICKEL	123.31	08/20/2018
623771	08/20/2018	W/R	ANGELA NUCKOLS	1,967.50	08/20/2018
623772	08/20/2018	W/R	ARMSTRONG CABLE	144.95	08/24/2018
623773	08/20/2018	W/R	ASCD	69.00	08/28/2018
623774	08/20/2018	W/R	ATTAINMENT COMPANY INC	1,874.25	08/28/2018

Date: 9/11/2018

C H E C K R E G I S T E R
Processing Month: August 2018
MEDINA CITY SCHOOL DISTRICT

Page: 4
(CHKREG)

Check#	Check Date	Org Sta	Vendor Paid	Check Amount	Status Date
623775	08/20/2018	W/R	B&H FOTO & ELECTRONICS CORP	1,827.69	08/27/2018
623776	08/20/2018	W/R	BASA	1,302.34	08/27/2018
623777	08/20/2018	W/R	BETH CASSIDY	94.92	08/20/2018
623778	08/20/2018	W/R	BETH JACK	50.00	08/20/2018
623779	08/20/2018	W/R	BLICK ART MATERIALS LLC	466.30	08/27/2018
623780	08/20/2018	W/R	BOOKSOURCE	15.63	08/27/2018
623781	08/20/2018	W/R	BRENDON MCLELLAN	9.10	08/20/2018
623782	08/20/2018	W/R	BRIAN STONITSCH	35.00	08/20/2018
623783	08/20/2018	W/R	BRYAN FARSON	270.00	08/20/2018
623784	08/20/2018	W/R	BSN SPORTS LLC	1,482.30	08/27/2018
623785	08/20/2018	W/R	CDWG	8,353.36	08/27/2018
623786	08/20/2018	W/R	CENTERRA CO-OP	247.25	08/27/2018
623787	08/20/2018	W/R	CHEMTRON CORPORATION	2,301.30	08/24/2018
623788	08/20/2018	W/R	CINTAS CORPORATION	849.20	08/27/2018
623789	08/20/2018	W/W	CLEVELAND CLINIC ATWORK	2,235.00	
623790	08/20/2018	W/R	COLUMBIA GAS OF OHIO, INC	3,692.85	08/28/2018
623791	08/20/2018	W/W	CONTACT CUSTOM FIELD 5	90.00	
623792	08/20/2018	W/R	CPM EDUCATIONAL PROGRAM	4,551.48	08/31/2018
623793	08/20/2018	W/R	CROWN TROPHY OF MEDINA	368.00	08/27/2018
623794	08/20/2018	W/R	DANIEL SMITH	27.74	08/20/2018
623795	08/20/2018	W/R	DEBRA HICKS	32.94	08/20/2018
623796	08/20/2018	W/R	DISCOUNT SCHOOL SUPPLY	6,143.91	08/29/2018
623797	08/20/2018	W/R	EASY GRAPHICS CORP	42,891.54	08/24/2018
623798	08/20/2018	W/R	ENTERPRISE FLEET MGMT INC.	9,519.82	08/27/2018
623799	08/20/2018	W/R	ERIN VLEUGELS	40.00	08/20/2018
623800	08/20/2018	W/R	ESC OF MEDINA COUNTY	347.70	08/27/2018
623801	08/20/2018	W/R	FARMERS EXCHANGE CO INC	99.98	08/24/2018
623802	08/20/2018	W/R	FASTENAL COMPANY	31.64	08/28/2018
623803	08/20/2018	W/W	FBN SYSTEMS, INC.	700.00	
623804	08/20/2018	W/R	FLOWER GALLERY LLC	100.00	08/30/2018
623805	08/20/2018	W/R	FOLLETT SCHOOL SOLUTIONS INC	17.18	08/27/2018
623806	08/20/2018	W/R	FOLLETT SCHOOL SOLUTIONS INC	536.63	08/27/2018
623807	08/20/2018	W/R	FRONTIER	575.83	08/24/2018
623808	08/20/2018	W/R	GALLEY PRINTING, INC.	182.00	08/24/2018
623809	08/20/2018	W/W	GERALD MARAIA	2,500.00	
623810	08/20/2018	W/R	GORDON FOOD SERVICE	10.49	08/27/2018
623811	08/20/2018	W/R	HD SUPPLY FACILITIES	6.68	08/29/2018
623812	08/20/2018	W/R	HEINEMANN	1,207.80	08/27/2018
623813	08/20/2018	W/R	HOUGHTON MIFFLIN HARCOURT	4,200.00	08/29/2018
623814	08/20/2018	W/R	HOUGHTON MIFFLIN	180,555.07	08/27/2018
623815	08/20/2018	W/R	JOSHEN PAPER & PACKAGING	465.35	08/24/2018
623816	08/20/2018	W/R	KAREN PLATZ	50.00	08/22/2018
623817	08/20/2018	W/R	KAYLA RODRIGUEZ	50.00	08/20/2018
623818	08/20/2018	W/R	KNIGHT ATHLETICS, INC	10,957.50	08/24/2018
623819	08/20/2018	W/R	LANGUAGE LEARNING ASSOCIATES	1,102.50	08/20/2018
623820	08/20/2018	W/R	LAURA CALAIACOVO	32.00	08/20/2018
623821	08/20/2018	W/R	LOCAL IMPRINT LLC	162.00	08/24/2018
623822	08/20/2018	W/R	MACK'S, INC.	758.70	08/24/2018
623823	08/20/2018	W/R	MACKIN EDUCATIONAL RESOURCES	2,904.75	08/27/2018
623824	08/20/2018	W/R	MADCAP PUPPETS & EDUCATION LLC	582.50	08/30/2018
623825	08/20/2018	W/R	MAIN STREET MEDINA	75.00	08/28/2018
623826	08/20/2018	W/R	MARS ELECTRIC CO.	67.58	08/23/2018

Date: 9/11/2018

C H E C K R E G I S T E R
Processing Month: August 2018
MEDINA CITY SCHOOL DISTRICT

Page: 5
(CHKREG)

Check#	Check Date	Org Sta	Vendor Paid	Check Amount	Status Date
623827	08/20/2018	W/R	MATH LEARNING CENTER	72,937.44	08/29/2018
623828	08/20/2018	W/R	MCGRAW-HILL SCHOOL EDU. LLC	32,979.96	08/27/2018
623829	08/20/2018	W/R	MCMaster-CARR	41.54	08/24/2018
623830	08/20/2018	W/R	MCS FOOD SERVICE DEPT.	284.02	08/21/2018
623831	08/20/2018	W/R	MEDINA ATHLETIC BOOSTERS	749.00	08/31/2018
623832	08/20/2018	W/R	MEDINA COUNTY BOARD OF	2,514.60	08/27/2018
623833	08/20/2018	W/W	MEDINA COUNTY PORT AUTHORITY	853.00	
623834	08/20/2018	W/R	MEDINA CREATIVE ACCESSIBILITY	975.00	08/20/2018
623835	08/20/2018	W/R	MEDINA SIGN POST INC	71.03	08/24/2018
623836	08/20/2018	W/R	MEDINA TRACTOR SALES	60.48	08/24/2018
623837	08/20/2018	W/R	MEGAN PERKINS	735.00	08/24/2018
623838	08/20/2018	W/R	MERITECH, INC	5,000.00	08/23/2018
623839	08/20/2018	W/R	MICHELE BENNETT	351.64	08/20/2018
623840	08/20/2018	W/R	MNJ TECHNOLOGIES DIRECT INC	506.00	08/27/2018
623841	08/20/2018	W/R	MT BUSINESS TECHNOLOGIES, INC.	173.38	08/24/2018
623842	08/20/2018	W/R	NAEIR	592.75	08/27/2018
623843	08/20/2018	W/R	NAVIANCE INC	3,025.79	08/27/2018
623844	08/20/2018	W/R	NEFF COMPANY	1,071.63	08/27/2018
623845	08/20/2018	W/R	THE M CONLEY COMPANY	230.65	08/27/2018
623846	08/20/2018	W/R	NICKLES BAKERY	51.30	08/24/2018
623847	08/20/2018	W/R	OHIO DEPT OF JOB &	165.40	08/30/2018
623848	08/20/2018	W/R	OHIO EDISON COMPANY	59,672.15	08/24/2018
623849	08/20/2018	W/R	OHIO HIGH SCHOOL ATHLETIC ASSN	500.00	08/30/2018
623850	08/20/2018	W/R	OIAAA	350.00	08/27/2018
623851	08/20/2018	W/R	OTC BRANDS INC	152.03	08/27/2018
623852	08/20/2018	W/R	PEARSON ASSESSMENTS	360.00	08/27/2018
623853	08/20/2018	W/R	CAFETERIA-PEPSI COLA ORDERS	1,808.89	08/29/2018
623854	08/20/2018	W/R	PETERS KALAIL & MARKAKIS CO	1,702.68	08/23/2018
623855	08/20/2018	W/R	PRACTICAL SOLUTIONS	240.00	08/28/2018
623856	08/20/2018	W/R	PRAXAIR	24.85	08/27/2018
623857	08/20/2018	W/R	PREMIER AGENDAS, INC.	604.50	08/27/2018
623858	08/20/2018	W/R	QUEST DIAGNOSTICS INC	5,796.00	08/28/2018
623859	08/20/2018	W/R	REALLY GOOD STUFF LLC	88.92	08/29/2018
623860	08/20/2018	W/R	REBECCA GIBSON	119.12	08/20/2018
623861	08/20/2018	W/R	RECYCLE AWAY LLC	5,001.00	08/27/2018
623862	08/20/2018	W/R	REDTREE INVESTMENT GROUP	1,514.73	08/28/2018
623863	08/20/2018	W/R	REINHARDT SUPPLY COMPANY	50.00	08/27/2018
623864	08/20/2018	W/R	RJ VERNAK REFRIGERATION	152.50	08/24/2018
623865	08/20/2018	W/R	ROJEN COMPANY	263.65	08/24/2018
623866	08/20/2018	W/R	ROYAL FIREWORKS PUBLISHING CO.	1,325.50	08/27/2018
623867	08/20/2018	W/R	SAMPSEL PLUMBING HEATING &	8,640.00	08/28/2018
623868	08/20/2018	W/R	SANSON COMPANY	136.00	08/28/2018
623869	08/20/2018	W/R	SARA SIMPSON	22.00	08/20/2018
623870	08/20/2018	W/R	SCANTRON CORPORATION	9,173.33	08/27/2018
623871	08/20/2018	W/R	SCHOLASTIC BOOK CLUBS, INC	710.00	08/27/2018
623872	08/20/2018	W/R	SCHOLASTIC MAGAZINES	566.41	08/27/2018
623873	08/20/2018	W/W	CLASSROOM DIRECT	636.96	
623874	08/20/2018	W/R	SCHOOL SPECIALTY, INC	37.72	08/27/2018
623875	08/20/2018	W/R	SCHOOLMATE	1,042.70	08/27/2018
623876	08/20/2018	W/R	SCRUBBER CITY INC	349.15	08/27/2018
623877	08/20/2018	W/R	SHERWIN WILLIAMS COMPANY	293.39	08/27/2018
623878	08/20/2018	W/R	SIGN MEDIA, INC.	6,941.09	08/31/2018

Date: 9/11/2018

C H E C K R E G I S T E R
Processing Month: August 2018
MEDINA CITY SCHOOL DISTRICT

Page: 6
(CHKREG)

Check#	Check Date	Org Sta	Vendor Paid	Check Amount	Status Date
623879	08/20/2018	W/R	SIMON SPELLING	137.48	08/20/2018
623880	08/20/2018	W/R	SMITH BROTHERS INC.	1,444.00	08/27/2018
623881	08/20/2018	W/R	SPORTSWORLD	1,666.50	08/27/2018
623882	08/20/2018	W/R	STAPLES INC	57.76	08/27/2018
623883	08/20/2018	W/R	STERLING FARM EQUIPMENT	71.72	08/27/2018
623884	08/20/2018	W/R	STEVEN MISHLER	26.92	08/20/2018
623885	08/20/2018	W/R	SUPECK SEPTIC SERVICES, LLC.	1,850.00	08/29/2018
623886	08/20/2018	W/R	MOVIE LICENSING USA	471.00	08/27/2018
623887	08/20/2018	W/R	TALBERT'S COMMERCIAL PRODUCTS	2,301.54	08/27/2018
623888	08/20/2018	W/R	TECH TO SCHOOL	7,996.00	08/27/2018
623889	08/20/2018	W/R	TECHNOLOGY ENGINEERING	9,928.75	08/20/2018
623890	08/20/2018	W/R	TFH USA LTD	227.35	08/24/2018
623891	08/20/2018	W/W	THE MISSING PIECE LLC	370.83	
623892	08/20/2018	W/R	THERESA PAPPANO	111.47	08/20/2018
623893	08/20/2018	W/R	TOTAL RESTORATION & PAINTING	4,475.00	08/27/2018
623894	08/20/2018	W/R	TRACEY KELLY	23.34	08/20/2018
623895	08/20/2018	W/R	AUDITOR OF STATE'S OFFICE	550.00	08/24/2018
623896	08/20/2018	W/R	OHIO DEPARTMENT OF COMMERCE	494.50	08/28/2018
623897	08/20/2018	W/R	TREND ENTERPRISES, INC.	49.41	08/27/2018
623898	08/20/2018	W/R	TRICIA SHUCK	49.98	08/20/2018
623899	08/20/2018	W/W	TRIPLETT PORTABLE WELDING	230.00	
623900	08/20/2018	W/R	USA CUSTOM APPAREL LLC	99.00	08/27/2018
623901	08/20/2018	W/R	USI EDUCATION & GOVT SALES	307.75	08/28/2018
623902	08/20/2018	W/R	VENDNET	44.75	08/27/2018
623903	08/20/2018	W/R	VERIZON WIRELESS	381.40	08/24/2018
623904	08/20/2018	W/R	VISTA HIGHER LEARNING, INC.	1,960.13	08/27/2018
623905	08/20/2018	W/R	VIDEO SERVICE OF AMERICA	2,475.00	08/27/2018
623906	08/20/2018	W/R	WILLIAM TROYER	452.65	08/20/2018
623907	08/20/2018	B/R	KAREN KASE	1,288.09	08/27/2018
623908	08/30/2018	W/W	A & N RESTAURANT EQUIPMENT	3,429.04	
623909	08/30/2018	W/W	A&A FENCING	315.00	
623910	08/30/2018	W/W	ADVANCE AUTO PARTS	360.04	
623911	08/30/2018	W/W	AIRGAS USA, LLC	110.68	
623912	08/30/2018	W/W	AKRON BEARING COMPANY, INC.	920.50	
623913	08/30/2018	W/W	ALLIANCE FOR HIGH QUALITY EDUC	270.00	
623914	08/30/2018	W/R	ALLISON LEHMAN	209.45	08/30/2018
623915	08/30/2018	W/W	AMAZON.COM	7,413.39	
623916	08/30/2018	W/W	AMERICAN EDUCATIONAL	114.31	
623917	08/30/2018	W/W	ANTHONY BELSITO	243.00	
623918	08/30/2018	W/W	ASCD	278.00	
623919	08/30/2018	W/W	ASHLAND HIGH SCHOOL	160.00	
623920	08/30/2018	W/W	B & B TROPHIES & AWARDS	16.50	
623921	08/30/2018	W/W	BLICK ART MATERIALS LLC	567.00	
623922	08/30/2018	W/W	BRIGHT IDEAS PRESS, LLC	11,505.00	
623923	08/30/2018	W/W	BSN SPORTS LLC	4,987.74	
623924	08/30/2018	W/W	CAPP USA, INC.	1,347.11	
623925	08/30/2018	W/R	CAROLYNN VARNEY	25.68	08/30/2018
623926	08/30/2018	W/W	CAMP CHRISTOPHER	100.00	
623927	08/30/2018	W/W	CHUCK'S CUSTOM, LLC	77.86	
623928	08/30/2018	W/W	CINTAS CORPORATION	540.99	
623929	08/30/2018	W/W	CITY OF MEDINA	25.00	
623930	08/30/2018	W/W	CLEVELAND CLINIC CENTER	28,819.64	

Date: 9/11/2018

C H E C K R E G I S T E R
Processing Month: August 2018
MEDINA CITY SCHOOL DISTRICT

Page: 7
(CHKREG)

Check#	Check Date	Org Sta	Vendor Paid	Check Amount	Status Date
623931	08/30/2018	W/W	OHIO CERAMIC SUPPLY, INC.	720.00	
623932	08/30/2018	W/W	COLUMBIA GAS OF OHIO, INC	28.46	
623933	08/30/2018	W/W	CORE MATTERS	7,671.95	
623934	08/30/2018	W/V	COURTNEY COURTNEY	100.00	08/31/2018
623935	08/30/2018	W/W	CRISIS PREVENTON INST, INC.	300.00	
623936	08/30/2018	W/W	CPM EDUCATIONAL PROGRAM	45,222.28	
623937	08/30/2018	W/W	CROWN TROPHY OF MEDINA	1,070.80	
623938	08/30/2018	W/W	CUYAHOGA COMMUNITY COLLEGE	577.60	
623939	08/30/2018	W/W	DAMON INDUSTRIES INC	651.39	
623940	08/30/2018	W/W	DISCOUNT SCHOOL SUPPLY	166.92	
623941	08/30/2018	W/W	DOORS AND MORE CO., INC.	2,450.00	
623942	08/30/2018	W/W	EASY GRAPHICS CORP	4,001.00	
623943	08/30/2018	W/R	ELENA HOFFMAN	50.00	08/30/2018
623944	08/30/2018	W/W	ESC OF MEDINA COUNTY	480.68	
623945	08/30/2018	W/R	FAITH SORIA	42.94	08/30/2018
623946	08/30/2018	W/W	FANNING & HOWEY ASSOCIATES	7,084.09	
623947	08/30/2018	W/W	FASTENAL COMPANY	11.49	
623948	08/30/2018	W/W	FLINN SCIENTIFIC, INC.	5,252.09	
623949	08/30/2018	W/W	FOWLER COMPANY	1,515.82	
623950	08/30/2018	W/W	GARDINER SERVICE COMPANY	3,413.40	
623951	08/30/2018	W/W	NAPA AUTOMOTIVE PARTS & SERVIC	16.43	
623952	08/30/2018	W/R	GERALD TODOROVICH, JR	198.64	08/30/2018
623953	08/30/2018	W/W	GRAINGER SUPPLY CO	498.97	
623954	08/30/2018	W/W	GRIZZLY AUTO & TIRE	19.50	
623955	08/30/2018	W/W	H.S.H. CONSTRUCTION &	13,325.00	
623956	08/30/2018	W/R	HARPLEY CS LLC	1,300.00	08/30/2018
623957	08/30/2018	W/W	HARRISON FORD INC	596.43	
623958	08/30/2018	W/W	HEINEMANN	603.90	
623959	08/30/2018	W/W	HOTCARDS	1,888.00	
623960	08/30/2018	W/W	HOUGHTON MIFFLIN HARCOURT	2,316.63	
623961	08/30/2018	W/W	HOUGHTON MIFFLIN	15,670.01	
623962	08/30/2018	W/W	HOUSE OF FLOWERS & GIFTS LLC	98.50	
623963	08/30/2018	W/W	ICE CREAM SPECIALTIES INC	222.35	
623964	08/30/2018	W/R	JANEEN LISTON	27.06	08/30/2018
623965	08/30/2018	W/R	JENNIFER ENGLER	165.23	08/30/2018
623966	08/30/2018	W/R	JENNIFER ULMER	161.74	08/30/2018
623967	08/30/2018	W/R	JOHN LUPSON	39.26	08/30/2018
623968	08/30/2018	W/W	JOHNSON CONTROLS FIRE PROT LP	794.50	
623969	08/30/2018	W/W	JOURNEYED.COM INC	2,399.00	
623970	08/30/2018	W/R	JULIE CONDIT	84.05	08/30/2018
623971	08/30/2018	W/R	JULIE WILKES	84.88	08/30/2018
623972	08/30/2018	W/R	KAREN MCGINTY	67.96	08/30/2018
623973	08/30/2018	W/R	KAREN PETERS	35.45	08/30/2018
623974	08/30/2018	W/R	KATHY MARRAS	50.00	08/30/2018
623975	08/30/2018	W/W	KELE, INC.	1,402.62	
623976	08/30/2018	W/R	KEVIN HEDRICK	37.26	08/30/2018
623977	08/30/2018	W/W	LAKESHORE LEARNING MATERIALS	45.99	
623978	08/30/2018	W/W	LEARNING WITHOUT TEARS	2,172.55	
623979	08/30/2018	W/W	LICKING AREA COMPUTER ASSOC.	87,029.05	
623980	08/30/2018	W/R	LISA POLOHA	90.99	08/30/2018
623981	08/30/2018	W/W	LORAIN COUNTY COMM. COLLEGE	75.00	
623982	08/30/2018	W/R	MARCIE KOMAR	32.98	08/30/2018

Date: 9/11/2018

C H E C K R E G I S T E R
Processing Month: August 2018
MEDINA CITY SCHOOL DISTRICT

Page: 8
(CHKREG)

Check#	Check Date	Org Sta	Vendor Paid	Check Amount	Status Date
623983	08/30/2018	W/W	MARS ELECTRIC CO.	146.66	
623984	08/30/2018	W/R	MARYJO MORGAN	116.12	08/30/2018
623985	08/30/2018	W/W	MATH LEARNING CENTER	6,757.05	
623986	08/30/2018	W/W	MAX-ABILITY INC	1,320.00	
623987	08/30/2018	W/W	MCMASTER-CARR	135.54	
623988	08/30/2018	W/R	MCS FOOD SERVICE DEPT.	1,155.34	08/31/2018
623989	08/30/2018	W/W	MEDCO SUPPLY, MASUNE & SURG	3,832.40	
623990	08/30/2018	W/W	MEDINA AUTO MALL	79.29	
623991	08/30/2018	W/R	MEDINA CITY SCHOOLS	3,000.00	08/31/2018
623992	08/30/2018	W/W	MEDINA COUNTRY CLUB LLC	310.00	
623993	08/30/2018	W/R	MEDINA CREATIVE ACCESSIBILITY	650.00	08/30/2018
623994	08/30/2018	W/W	MEDINA GLASS COMPANY	21.00	
623995	08/30/2018	W/W	MEDINA SIGN POST INC	137.50	
623996	08/30/2018	W/W	MENTOR SCIENCE OLYMPIAD	90.00	
623997	08/30/2018	W/R	MICHELE BENNETT	3.00	08/30/2018
623998	08/30/2018	W/W	MINUTEMAN PRESS	973.00	
623999	08/30/2018	W/W	MNJ TECHNOLOGIES DIRECT INC	120.00	
624000	08/30/2018	W/W	MT BUSINESS TECHNOLOGIES, INC.	22,444.23	
624001	08/30/2018	W/W	NASCO	2,362.82	
624002	08/30/2018	W/W	NICKLES BAKERY	635.81	
624003	08/30/2018	W/W	AKRON BEACON JOURNAL	60.00	
624004	08/30/2018	W/W	NORTHERN OHIO ROOFING AND	79,200.00	
624005	08/30/2018	W/W	O.P. AQUATICS	115.35	
624006	08/30/2018	W/W	OAEP	25.00	
624007	08/30/2018	W/W	OHIO ASSOC OF STUDENT COUNCILS	1,350.00	
624008	08/30/2018	W/W	OEDSA	400.00	
624009	08/30/2018	W/W	OASBO	1,309.00	
624010	08/30/2018	W/W	OASSA	735.00	
624011	08/30/2018	W/W	OHIO EDISON COMPANY	74.14	
624012	08/30/2018	W/W	OHIO SCHOOLS COUNCIL	6,607.08	
624013	08/30/2018	W/W	OHIO STATE UNIVERSITY	200.00	
624014	08/30/2018	W/W	OSPA-OHIO SCHOOL PSYCHOLOGISTS	120.00	
624015	08/30/2018	W/W	OTC BRANDS INC	261.21	
624016	08/30/2018	W/W	P & A ADMINISTRATIVE SERVICES	358.90	
624017	08/30/2018	W/W	PEARSON ASSESSMENTS	1,439.60	
624018	08/30/2018	W/W	PEARSON PRENTICE HALL	3,412.67	
624019	08/30/2018	W/W	PERFECTION LEARNING CORP.	1,613.15	
624020	08/30/2018	W/R	PHILIP BREWER	40.00	08/30/2018
624021	08/30/2018	W/W	PIONEER ATHLETICS	420.00	
624022	08/30/2018	W/W	PITSCO INC	1,050.00	
624023	08/30/2018	W/W	POINT SPRING & DRIVESHAFT CO	218.03	
624024	08/30/2018	W/W	POSITIVE PROMOTIONS, INC	283.51	
624025	08/30/2018	W/W	PREMIER AGENDAS, INC.	8,396.50	
624026	08/30/2018	W/W	RAYHAVEN GROUP INC	13,167.00	
624027	08/30/2018	W/W	REALLY GOOD STUFF LLC	891.48	
624028	08/30/2018	W/R	REBECCA GIBSON	91.25	08/30/2018
624029	08/30/2018	W/W	REINHARDT SUPPLY COMPANY	5,704.66	
624030	08/30/2018	W/W	REPLAY FOR KIDS	740.00	
624031	08/30/2018	W/W	RICHARD'S WHOLESALE FENCE CO	1,592.74	
624032	08/30/2018	W/W	ROJEN COMPANY	240.56	
624033	08/30/2018	W/R	RON STOUT MASONRY	14,500.00	08/30/2018
624034	08/30/2018	W/W	SAMUEL FRENCH, INC.	40.15	

Date: 9/11/2018

C H E C K R E G I S T E R
Processing Month: August 2018
MEDINA CITY SCHOOL DISTRICT

Page: 9
(CHKREG)

Check#	Check Date	Org Sta	Vendor Paid	Check Amount	Status Date
624035	08/30/2018	W/W	SANSON COMPANY	286.00	
624036	08/30/2018	W/W	SC STRATEGIC SOLUTIONS LLC	2,701.39	
624037	08/30/2018	W/W	SCANTRON CORPORATION	1,004.00	
624038	08/30/2018	W/W	SCHOLASTIC INC.	1,030.06	
624039	08/30/2018	W/W	SCHOLASTIC MAGAZINES	542.03	
624040	08/30/2018	W/W	SCHOOL SPECIALTY, INC	361.73	
624041	08/30/2018	W/R	SENDERO THERAPIES, INC.	4,388.00	08/30/2018
624042	08/30/2018	W/W	SHEARER EQUIPMENT	33.92	
624043	08/30/2018	W/R	SHERRIE SCHNEIDER	50.00	08/30/2018
624044	08/30/2018	W/W	SHERWIN WILLIAMS COMPANY	107.82	
624045	08/30/2018	W/W	SHIFFLER EQUIPMENT SALES INC	45.49	
624046	08/30/2018	W/W	SMITH BROTHERS INC.	1,188.00	
624047	08/30/2018	W/W	SOLO BOARD OF EDUCATION	90.00	
624048	08/30/2018	W/W	PHONAK LLC	2,230.99	
624049	08/30/2018	W/W	STANDARD WELDING & STEEL	196.40	
624050	08/30/2018	W/W	STAPLES INC	533.47	
624051	08/30/2018	W/W	STEPS ACADEMY	4,875.00	
624052	08/30/2018	W/W	STUDIES WEEKLY, INC	229.50	
624053	08/30/2018	W/W	SUMMIT COUNTY ESC	3,750.00	
624054	08/30/2018	W/W	SUPER DUPER PUBLICATIONS	99.00	
624055	08/30/2018	W/W	SYN TECH SYSTEMS INC	550.00	
624056	08/30/2018	W/W	TALBERT'S COMMERCIAL PRODUCTS	1,197.75	
624057	08/30/2018	W/R	TAMMY LYNES	9.99	08/30/2018
624058	08/30/2018	W/W	TAYLOR CONSULTING GROUP	3,135.00	
624059	08/30/2018	W/W	TEACHERS PAY TEACHERS	67.74	
624060	08/30/2018	W/W	TIMBERS-KOVAR & CO	686.00	
624061	08/30/2018	W/W	TIME FOR KIDS	99.00	
624062	08/30/2018	W/W	TOTAL EDUCATION SOLUTIONS INC	5,070.00	
624063	08/30/2018	W/W	TREE MAINTENANCE SERVICE INC	2,550.00	
624064	08/30/2018	W/W	U S BANK NATIONAL ASSOC (SFX)	990.00	
624065	08/30/2018	W/W	UNITED RENTALS (N AMERICA) INC	148.00	
624066	08/30/2018	W/W	URSULINE BOYS GOLF	250.00	
624067	08/30/2018	W/W	USA MOBILE DRUG TESTING	188.00	
624068	08/30/2018	W/R	VANESSA SHRIVER	86.91	08/30/2018
624069	08/30/2018	W/W	VERIZON BUSINESS	629.33	
624070	08/30/2018	W/W	VIDEO SERVICE OF AMERICA	520.00	
624071	08/30/2018	W/W	W.B. MASON CO., INC.	19,584.94	
624072	08/30/2018	W/W	WILLIAM H SADLIER, INC.	8,870.34	
624073	08/30/2018	W/W	WOLFF BROS. SUPPLY, INC.	914.66	
624074	08/30/2018	W/W	WORLD TRUCK TOWING &	195.00	
624075	08/30/2018	W/W	ZANER-BLOSER, INC	6,237.27	
624076	08/30/2018	B/R	TIFFANY BOZA	30.00	08/30/2018
624077	08/30/2018	B/B	DIANE GORMLEY	100.00	
624078	08/30/2018	B/B	ROSA SHORT	80.35	
624079	08/30/2018	B/B	SHERRY BROWN	25.00	
624080	08/30/2018	B/B	TRACI GIORGIO	33.60	
624081	08/30/2018	B/R	SARA SIMPSON	38.00	08/30/2018
942390	08/03/2018	C/C	MEMO -MEDINA CITY SCHOOLS	1,766,870.88	
942392	08/17/2018	C/C	MEMO -MEDINA CITY SCHOOLS	1,760,521.97	
942393	08/17/2018	C/C	MEMO -MEDINA CITY SCHOOLS	34,733.44	
942394	08/31/2018	C/C	MEMO -MEDINA CITY SCHOOLS	1,958,914.09	

Date: 9/11/2018

C H E C K R E G I S T E R
Processing Month: August 2018
MEDINA CITY SCHOOL DISTRICT

Page: 10
(CHKREG)

Check#	Check Date	Org Sta	Vendor Paid	Check Amount	Status Date
--------	---------------	------------	-------------	-----------------	----------------

Total Checks Issued			\$ 9,708,312.31		
---------------------	--	--	-----------------	--	--

Date: 09/11/18
Time: 9:39 am

MEDINA CITY SCHOOL DISTRICT
Appropriation Account Summary
SORTED BY FUND-SCC

Page: 1
(APPSUM)

FYTD Appropriated	Prior FY Carryover Encumbrances	FYTD Expendable	FYTD Actual Expenditures	MTD Actual Expenditures	Current Encumbrances	FYTD Unencumbered Balance	FYTD Percent Exp/Enc
*****TOTAL FOR FUND-SCC 001 0000 (GENERAL FUND):							
76,772,901.21	723,414.76	77,496,315.97	13,738,147.90	7,552,484.45	2,788,466.69	60,969,701.38	21.33
=====							
*****TOTAL FOR FUND-SCC 002 0000 (BOND RETIREMENT):							
1,408,750.00	0.00	1,408,750.00	0.00	0.00	0.00	1,408,750.00	0.00
=====							
*****TOTAL FOR FUND-SCC 002 9000 (BOND RETIREMENT - NEW ELEM/SR HIGH):							
4,269,786.50	0.00	4,269,786.50	0.00	0.00	0.00	4,269,786.50	0.00
=====							
*****TOTAL FOR FUND-SCC 002 9012 (LOCAL SALES TAX RETIREMENT OF COPS):							
1,742,687.50	0.00	1,742,687.50	1,250.00	0.00	0.00	1,741,437.50	0.07
=====							
*****TOTAL FOR FUND-SCC 002 9014 (CONSOLIDATION - ENERGY & TRANSP NOTES):							
344,806.25	0.00	344,806.25	0.00	0.00	0.00	344,806.25	0.00
=====							
*****TOTAL FOR FUND-SCC 003 0000 (PERMANENT IMPROVEMENT FUND):							
126,628.88	0.00	126,628.88	0.00	0.00	0.00	126,628.88	0.00
=====							
*****TOTAL FOR FUND-SCC 003 9000 (PERMANENT IMPROVEMENT FUND):							
989.14	0.00	989.14	0.00	0.00	0.00	989.14	0.00
=====							
*****TOTAL FOR FUND-SCC 003 9001 (MEDINA CITY REC CENTER-PERMANENT IMPROV.):							
166,000.00	13,957.50	179,957.50	12,205.76	12,205.76	37,266.94	130,484.80	27.49
=====							
*****TOTAL FOR FUND-SCC 006 0000 (LUNCHROOM FUND):							
2,535,200.00	16,398.18	2,551,598.18	261,882.13	163,903.33	220,943.46	2,068,772.59	18.92
=====							
*****TOTAL FOR FUND-SCC 007 9004 (COLLINS SCHOLARSHIP/POST-GRADUATE):							
16,000.00	0.00	16,000.00	0.00	0.00	0.00	16,000.00	0.00
=====							

Date: 09/11/18
Time: 9:39 am

MEDINA CITY SCHOOL DISTRICT
Appropriation Account Summary
SORTED BY FUND-SCC

Page: 2
(APPSUM)

FYTD Appropriated	Prior FY Carryover Encumbrances	FYTD Expendable	FYTD Actual Expenditures	MTD Actual Expenditures	Current Encumbrances	FYTD Unencumbered Balance	FYTD Percent Exp/Enc
*****TOTAL FOR FUND-SCC 007 9111 (CHARLES STANGEL SCHOLARSHIP FUND):							
1,000.00	0.00	1,000.00	0.00	0.00	0.00	1,000.00	0.00
=====							
*****TOTAL FOR FUND-SCC 007 9333 (RIOS STUDENT LEADER SCHOLAR.):							
5,000.00	0.00	5,000.00	0.00	0.00	0.00	5,000.00	0.00
=====							
*****TOTAL FOR FUND-SCC 008 9002 (KANEHL MUSIC TRUST):							
250.00	0.00	250.00	0.00	0.00	0.00	250.00	0.00
=====							
*****TOTAL FOR FUND-SCC 008 9003 (RICHARD HOFFMAN COLLINS MEMORIAL SCHOLARSHIP):							
40,000.00	0.00	40,000.00	0.00	0.00	0.00	40,000.00	0.00
=====							
*****TOTAL FOR FUND-SCC 008 9112 (ELAINE BUSHMAN FUND):							
500.00	0.00	500.00	0.00	0.00	0.00	500.00	0.00
=====							
*****TOTAL FOR FUND-SCC 009 9000 (STAR):							
30,243.50	0.00	30,243.50	0.00	0.00	0.00	30,243.50	0.00
=====							
*****TOTAL FOR FUND-SCC 009 9110 (UNIFORM SUPPLIES GARFIELD):							
6,716.40	0.00	6,716.40	217.06	217.06	2,532.94	3,966.40	40.94
=====							
*****TOTAL FOR FUND-SCC 009 9120 (UNIFORM SUPPLIES - CANAVAN):							
10,615.30	0.00	10,615.30	465.18	465.18	1,534.82	8,615.30	18.84
=====							
*****TOTAL FOR FUND-SCC 009 9130 (UNIFORM SUPPLIES - FENN):							
12,818.40	0.00	12,818.40	1,123.15	1,123.15	10,106.99	1,588.26	87.61
=====							
*****TOTAL FOR FUND-SCC 009 9140 (UNIFORM SUPPLIES - HERITAGE):							
9,383.70	155.74	9,539.44	318.90	163.16	4,028.99	5,191.55	45.58
=====							

Date: 09/11/18
Time: 9:39 am

MEDINA CITY SCHOOL DISTRICT
Appropriation Account Summary
SORTED BY FUND-SCC

Page: 3
(APPSUM)

FYTD Appropriated	Prior FY Carryover Encumbrances	FYTD Expendable	FYTD Actual Expenditures	MTD Actual Expenditures	Current Encumbrances	FYTD Unencumbered Balance	FYTD Percent Exp/Enc
*****TOTAL FOR FUND-SCC 009 9160 (UNIFORM SUPPLIES - BLAKE):							
12,485.70	75.40	12,561.10	966.59	966.59	2,951.56	8,642.95	31.19
=====							
*****TOTAL FOR FUND-SCC 009 9170 (UNIFORM SUPPLIES - RALPH WAITE ELEMENTARY):							
13,866.40	732.71	14,599.11	437.27	437.27	4,897.25	9,264.59	36.54
=====							
*****TOTAL FOR FUND-SCC 009 9180 (UNIFORM SUPPLIES - ELIZA NORTHROP ELEMENTARY):							
12,386.90	0.00	12,386.90	309.08	309.08	1,713.37	10,364.45	16.33
=====							
*****TOTAL FOR FUND-SCC 009 9200 (UNIFORM SUPPLIES - CLAGGETT MIDDLE SCHOOL):							
25,646.40	37.82	25,684.22	4,132.01	4,125.02	27,588.56	6,036.35-	123.50
=====							
*****TOTAL FOR FUND-SCC 009 9210 (UNIFORM SUPPLIES - A.I. ROOT MIDDLE SCHOOL):							
26,867.40	56.86	26,924.26	1,801.06	1,801.06	22,957.67	2,165.53	91.96
=====							
*****TOTAL FOR FUND-SCC 009 9300 (UNIFORM SUPPLIES - SENIOR HIGH SCHOOL):							
197,400.00	2,195.68	199,595.68	31,957.01	31,495.83	141,793.82	25,844.85	87.05
=====							
*****TOTAL FOR FUND-SCC 014 9016 (MEDINA CNTY JUV DET CNTR):							
291,335.38	0.00	291,335.38	53,303.00	31,093.67	0.00	238,032.38	18.30
=====							
*****TOTAL FOR FUND-SCC 014 9116 (EVOLVE):							
771,267.00	7,179.89	778,446.89	101,362.54	64,489.05	13,550.83	663,533.52	14.76
=====							
*****TOTAL FOR FUND-SCC 016 0000 (EMERGENCY LEVY):							
5,372,569.00	12,737.28	5,385,306.28	566,176.07	331,516.25	14,000.00	4,805,130.21	10.77
=====							
*****TOTAL FOR FUND-SCC 018 9110 (PRINCIPAL'S FUND - GARFIELD):							
9,900.00	75.00	9,975.00	392.96	317.96	2,482.04	7,100.00	28.82
=====							

Date: 09/11/18
Time: 9:39 am

MEDINA CITY SCHOOL DISTRICT
Appropriation Account Summary
SORTED BY FUND-SCC

Page: 4
(APPSUM)

FYTD Appropriated	Prior FY Carryover Encumbrances	FYTD Expendable	FYTD Actual Expenditures	MTD Actual Expenditures	Current Encumbrances	FYTD Unencumbered Balance	FYTD Percent Exp/Enc
*****TOTAL FOR FUND-SCC 018 9113 (GARFIELD MEDIA CENTER):							
3,500.00	0.00	3,500.00	0.00	0.00	0.00	3,500.00	0.00
=====							
*****TOTAL FOR FUND-SCC 018 9120 (PRINCIPAL - CANAVAN):							
13,720.00	1,764.50	15,484.50	2,294.75	2,294.75	7,103.71	6,086.04	60.70
=====							
*****TOTAL FOR FUND-SCC 018 9123 (BOOK FAIR - CANAVAN):							
8,000.00	0.00	8,000.00	0.00	0.00	8,000.00	0.00	100.00
=====							
*****TOTAL FOR FUND-SCC 018 9130 (PRINCIPAL - FENN):							
30,000.00	663.94	30,663.94	1,469.01	744.92	9,489.77	19,705.16	35.74
=====							
*****TOTAL FOR FUND-SCC 018 9132 (FENN SCHOOL STORE):							
750.00	0.00	750.00	50.00	50.00	250.00	450.00	40.00
=====							
*****TOTAL FOR FUND-SCC 018 9133 (BOOK FAIR - FENN):							
250.00	0.00	250.00	0.00	0.00	0.00	250.00	0.00
=====							
*****TOTAL FOR FUND-SCC 018 9135 (MEDINA SKI TEAM - DISTRICTWIDE):							
7,000.00	0.00	7,000.00	0.00	0.00	0.00	7,000.00	0.00
=====							
*****TOTAL FOR FUND-SCC 018 9140 (PRINCIPAL'S FUND - HERITAGE):							
23,450.00	619.30	24,069.30	3,200.00	3,200.00	1,619.30	19,250.00	20.02
=====							
*****TOTAL FOR FUND-SCC 018 9143 (HERITAGE MEDIA CENTER):							
6,000.00	0.00	6,000.00	0.00	0.00	6,000.00	0.00	100.00
=====							
*****TOTAL FOR FUND-SCC 018 9160 (PRINCIPAL'S FUND - H G BLAKE):							
25,100.00	383.83	25,483.83	1,274.01	1,199.86	3,615.93	20,593.89	19.19
=====							

Date: 09/11/18
Time: 9:39 am

MEDINA CITY SCHOOL DISTRICT
Appropriation Account Summary
SORTED BY FUND-SCC

Page: 5
(APPSUM)

FYTD Appropriated	Prior FY Carryover Encumbrances	FYTD Expendable	FYTD Actual Expenditures	MTD Actual Expenditures	Current Encumbrances	FYTD Unencumbered Balance	FYTD Percent Exp/Enc
*****TOTAL FOR FUND-SCC 018 9161 (LEADER IN ME - BLAKE):							
7,300.00	0.00	7,300.00	0.00	0.00	0.00	7,300.00	0.00
=====							
*****TOTAL FOR FUND-SCC 018 9162 (BLAKE RUNNING CLUB):							
200.00	0.00	200.00	0.00	0.00	0.00	200.00	0.00
=====							
*****TOTAL FOR FUND-SCC 018 9163 (BLAKE MEDIA CENTER):							
9,500.00	0.00	9,500.00	50.00	50.00	0.00	9,450.00	0.53
=====							
*****TOTAL FOR FUND-SCC 018 9170 (PRINCIPALS FUND - RALPH WAITE ELEMENTARY):							
19,800.00	1,033.32	20,833.32	281.98	150.00	1,960.34	18,591.00	10.76
=====							
*****TOTAL FOR FUND-SCC 018 9173 (MEDIA CENTER RALPH WAITE ELEMENTARY):							
10,000.00	2,377.13	12,377.13	0.00	0.00	2,377.13	10,000.00	19.21
=====							
*****TOTAL FOR FUND-SCC 018 9180 (PRINCIPALS FUND ELIZA NORTHROP ELEMENTARY):							
23,600.00	641.82	24,241.82	200.00	200.00	7,400.00	16,641.82	31.35
=====							
*****TOTAL FOR FUND-SCC 018 9181 (NORTHROP ELEMENTARY SCHOOL STORE):							
500.00	0.00	500.00	50.00	50.00	0.00	450.00	10.00
=====							
*****TOTAL FOR FUND-SCC 018 9183 (MEDIA CENTER ELIZA NORTHROP ELEMENTARY):							
5,000.00	3,000.00	8,000.00	2,954.75	2,954.75	0.00	5,045.25	36.93
=====							
*****TOTAL FOR FUND-SCC 018 9200 (PRINCIPAL'S FUND - CLAGGETT M.S.):							
30,500.00	1,491.33	31,991.33	1,444.36	811.07	3,619.46	26,927.51	15.83
=====							
*****TOTAL FOR FUND-SCC 018 9203 (CLAGGETT M.S. MEDIA CENTER):							
3,200.00	0.00	3,200.00	0.00	0.00	0.00	3,200.00	0.00
=====							

Date: 09/11/18
Time: 9:39 am

MEDINA CITY SCHOOL DISTRICT
Appropriation Account Summary
SORTED BY FUND-SCC

Page: 6
(APPSUM)

FYTD Appropriated	Prior FY Carryover Encumbrances	FYTD Expendable	FYTD Actual Expenditures	MTD Actual Expenditures	Current Encumbrances	FYTD Unencumbered Balance	FYTD Percent Exp/Enc
*****TOTAL FOR FUND-SCC 018 9210 (PRINCIPAL'S FUND - ROOT M.S.):							
42,000.00	4,512.67	46,512.67	1,749.99	500.00	14,422.67	30,340.01	34.77
=====							
*****TOTAL FOR FUND-SCC 018 9211 (ROOT M.S. MEDIA CENTER):							
5,100.00	0.00	5,100.00	50.00	50.00	0.00	5,050.00	0.98
=====							
*****TOTAL FOR FUND-SCC 018 9300 (PRINCIPAL'S FUND - SENIOR HIGH):							
41,000.00	7,619.86	48,619.86	4,367.74	3,774.88	42,101.22	2,150.90	95.58
=====							
*****TOTAL FOR FUND-SCC 018 9303 (PERFORMING ARTS):							
63,350.00	24,503.78	87,853.78	7,989.41	1,564.09	77,808.14	2,056.23	97.66
=====							
*****TOTAL FOR FUND-SCC 018 9304 (BUZZ):							
13,850.00	4,899.23	18,749.23	1,095.15	1,095.15	17,654.08	0.00	100.00
=====							
*****TOTAL FOR FUND-SCC 018 9901 (PUBLIC SCHOOL SUPPORT - INSTRUCTION DEPT.):							
3,374.86	2,580.94	5,955.80	4,854.32	7,902.09-	0.00	1,101.48	81.51
=====							
*****TOTAL FOR FUND-SCC 018 9906 (COMMUNICATIONS - PUBLIC SCHOOL SUPPORT):							
2,362.00	29.79	2,391.79	0.00	0.00	0.00	2,391.79	0.00
=====							
*****TOTAL FOR FUND-SCC 018 9916 (SPIRIT NIGHT):							
3,500.00	0.00	3,500.00	0.00	0.00	2,000.00	1,500.00	57.14
=====							
*****TOTAL FOR FUND-SCC 018 9917 (BICENTENNIAL):							
677.00	0.00	677.00	0.00	0.00	385.60	291.40	56.96
=====							
*****TOTAL FOR FUND-SCC 018 9918 (FAMILY FIRST):							
1,000.00	0.00	1,000.00	0.00	0.00	0.00	1,000.00	0.00
=====							

Date: 09/11/18
Time: 9:39 am

MEDINA CITY SCHOOL DISTRICT
Appropriation Account Summary
SORTED BY FUND-SCC

Page: 7
(APPSUM)

FYTD Appropriated	Prior FY Carryover Encumbrances	FYTD Expendable	FYTD Actual Expenditures	MTD Actual Expenditures	Current Encumbrances	FYTD Unencumbered Balance	FYTD Percent Exp/Enc
*****TOTAL FOR FUND-SCC 019 9000 (ADAMH GRANT):							
6,900.00	0.00	6,900.00	0.00	0.00	900.00	6,000.00	13.04
=====							
*****TOTAL FOR FUND-SCC 019 9008 (MCDAC GRANT FY18):							
0.00	0.00	0.00	0.00	12,733.70-	0.00	0.00	0.00
=====							
*****TOTAL FOR FUND-SCC 019 9009 (MCDAC GRANT FY19):							
82,368.00	0.00	82,368.00	4,833.69	4,833.69	0.00	77,534.31	5.87
=====							
*****TOTAL FOR FUND-SCC 020 9001 (TRANSPORTATION ENTERPRISE):							
20,000.00	1,931.26	21,931.26	4,076.31	2,140.05	3,859.95	13,995.00	36.19
=====							
*****TOTAL FOR FUND-SCC 022 9000 (Unclaimed funds):							
10,000.00	0.00	10,000.00	156.24	0.00	4,843.76	5,000.00	50.00
=====							
*****TOTAL FOR FUND-SCC 022 9300 (OH HIGH SCHOOL ATH ASSOC FUND):							
60,000.00	0.00	60,000.00	0.00	0.00	0.00	60,000.00	0.00
=====							
*****TOTAL FOR FUND-SCC 024 9001 (MEDICAL AND DRUG/SELF INSURANCE FUNDS):							
8,271,000.00	0.00	8,271,000.00	1,749,322.62	793,087.23	1,105,177.38	5,416,500.00	34.51
=====							
*****TOTAL FOR FUND-SCC 024 9002 (DENTAL SELF INSURANCE FUNDS):							
675,000.00	0.00	675,000.00	111,726.42	55,884.73	58,273.58	505,000.00	25.19
=====							
*****TOTAL FOR FUND-SCC 024 9094 (FLEX PRO):							
190,000.00	362.60	190,362.60	17,725.66	7,704.39	26,380.19	146,256.75	23.17
=====							
*****TOTAL FOR FUND-SCC 027 0000 (WORKMANS COMP.-SELF INS):							
206,000.00	0.00	206,000.00	35,955.36	14,972.65	102,991.16	67,053.48	67.45
=====							

Date: 09/11/18
Time: 9:39 am

MEDINA CITY SCHOOL DISTRICT
Appropriation Account Summary
SORTED BY FUND-SCC

Page: 8
(APPSUM)

FYTD Appropriated	Prior FY Carryover Encumbrances	FYTD Expendable	FYTD Actual Expenditures	MTD Actual Expenditures	Current Encumbrances	FYTD Unencumbered Balance	FYTD Percent Exp/Enc
*****TOTAL FOR FUND-SCC 071 9013 (LOCAL SALES TAX PERMANENT IMPROVEMENTS):							
3,669,687.50	154,962.28	3,824,649.78	437,046.15	175,350.41	1,035,612.38	2,351,991.25	38.50
=====							
*****TOTAL FOR FUND-SCC 200 9110 (GARFIELD STUDENT COUNCIL/K-KIDS CLUB):							
1,500.00	0.00	1,500.00	0.00	0.00	400.00	1,100.00	26.67
=====							
*****TOTAL FOR FUND-SCC 200 9111 (GARFIELD CHESS CLUB):							
200.00	0.00	200.00	0.00	0.00	0.00	200.00	0.00
=====							
*****TOTAL FOR FUND-SCC 200 9121 (ELLA CANAVAN STUDENT COUNCIL):							
390.00	0.00	390.00	0.00	0.00	200.00	190.00	51.28
=====							
*****TOTAL FOR FUND-SCC 200 9185 (K-KIDS KIWANIS ACTIVITY CLUB-NORTHROP):							
2,500.00	0.00	2,500.00	0.00	0.00	1,000.00	1,500.00	40.00
=====							
*****TOTAL FOR FUND-SCC 200 9202 (CLAGGETT MIDDLE SCH. STUDENT COUNCIL):							
4,814.00	0.00	4,814.00	0.00	0.00	3,600.00	1,214.00	74.78
=====							
*****TOTAL FOR FUND-SCC 200 9205 (CLAGGETT MIDDLE SCH. BUILDERS CLUB):							
300.00	0.00	300.00	162.00	162.00	0.00	138.00	54.00
=====							
*****TOTAL FOR FUND-SCC 200 9209 (CLAGGETT MIDDLE SCHOOL DRAMA CLUB):							
6,000.00	0.00	6,000.00	0.00	0.00	0.00	6,000.00	0.00
=====							
*****TOTAL FOR FUND-SCC 200 9253 (BUILDERS' CLUB - ROOT M.S.):							
250.00	0.00	250.00	0.00	0.00	250.00	0.00	100.00
=====							
*****TOTAL FOR FUND-SCC 200 9254 (HONORS ACADEMY - ROOT):							
4,150.00	37.33	4,187.33	0.00	0.00	2,037.33	2,150.00	48.65
=====							

Date: 09/11/18
Time: 9:39 am

MEDINA CITY SCHOOL DISTRICT
Appropriation Account Summary
SORTED BY FUND-SCC

Page: 9
(APPSUM)

FYTD Appropriated	Prior FY Carryover Encumbrances	FYTD Expendable	FYTD Actual Expenditures	MTD Actual Expenditures	Current Encumbrances	FYTD Unencumbered Balance	FYTD Percent Exp/Enc
*****TOTAL FOR FUND-SCC 200 9256 (DRAMA CLUB - ROOT M.S.):							
3,826.00	0.00	3,826.00	0.00	0.00	1,913.00	1,913.00	50.00
=====							
*****TOTAL FOR FUND-SCC 200 9258 (STUDENT COUNCIL - ROOT M.S.):							
2,000.00	103.88	2,103.88	7.00-	0.00	2,103.88	7.00	99.67
=====							
*****TOTAL FOR FUND-SCC 200 9301 (YOUNG AMERICANS FOR FREEDOM):							
3,200.00	0.00	3,200.00	0.00	0.00	3,095.00	105.00	96.72
=====							
*****TOTAL FOR FUND-SCC 200 9302 (ART CLUB):							
200.00	0.00	200.00	0.00	0.00	200.00	0.00	100.00
=====							
*****TOTAL FOR FUND-SCC 200 9303 (CULTURAL EXPLORATION):							
200.00	0.00	200.00	0.00	0.00	200.00	0.00	100.00
=====							
*****TOTAL FOR FUND-SCC 200 9305 (CHEMCLUB):							
900.00	0.00	900.00	0.00	0.00	900.00	0.00	100.00
=====							
*****TOTAL FOR FUND-SCC 200 9306 (OPERATION SMILE):							
170.00	0.00	170.00	0.00	0.00	170.00	0.00	100.00
=====							
*****TOTAL FOR FUND-SCC 200 9307 (CHOIR):							
29,000.00	23,306.57	52,306.57	1,071.63	1,071.63	29,000.00	22,234.94	57.49
=====							
*****TOTAL FOR FUND-SCC 200 9309 (IMPROV CLUB):							
4,300.00	0.00	4,300.00	0.00	0.00	4,300.00	0.00	100.00
=====							
*****TOTAL FOR FUND-SCC 200 9312 (DRAMA CLUB):							
22,000.00	898.89	22,898.89	939.04	40.15	21,959.85	0.00	100.00
=====							

Date: 09/11/18
Time: 9:39 am

MEDINA CITY SCHOOL DISTRICT
Appropriation Account Summary
SORTED BY FUND-SCC

Page: 10
(APPSUM)

FYTD Appropriated	Prior FY Carryover Encumbrances	FYTD Expendable	FYTD Actual Expenditures	MTD Actual Expenditures	Current Encumbrances	FYTD Unencumbered Balance	FYTD Percent Exp/Enc
*****TOTAL FOR FUND-SCC 200 9318 (GIRLS LEADERSHIP CLUB):							
250.00	0.00	250.00	0.00	0.00	250.00	0.00	100.00
=====							
*****TOTAL FOR FUND-SCC 200 9321 (KEY CLUB):							
10,000.00	5,496.19	15,496.19	409.21	0.00	15,086.98	0.00	100.00
=====							
*****TOTAL FOR FUND-SCC 200 9323 (MEDINAMITE):							
3,000.00	0.00	3,000.00	0.00	0.00	3,000.00	0.00	100.00
=====							
*****TOTAL FOR FUND-SCC 200 9324 (MEDINIAN):							
11,900.00	2,108.28	14,008.28	0.00	0.00	13,993.97	14.31	99.90
=====							
*****TOTAL FOR FUND-SCC 200 9325 (MHS BAND):							
25,000.00	0.00	25,000.00	671.35	0.00	25,000.00	671.35-	102.69
=====							
*****TOTAL FOR FUND-SCC 200 9326 (NATIONAL HONOR SOCIETY):							
3,500.00	0.00	3,500.00	0.00	0.00	3,500.00	0.00	100.00
=====							
*****TOTAL FOR FUND-SCC 200 9327 (ORCHESTRA):							
3,000.00	0.00	3,000.00	0.00	0.00	3,000.00	0.00	100.00
=====							
*****TOTAL FOR FUND-SCC 200 9330 (SCIENCE OLYMPIAD CLUB):							
1,720.00	0.00	1,720.00	380.00	380.00	1,340.00	0.00	100.00
=====							
*****TOTAL FOR FUND-SCC 200 9333 (STUDENT COUNCIL):							
43,000.00	3,121.27	46,121.27	11,656.80	6,942.19	34,657.81	193.34-	100.42
=====							
*****TOTAL FOR FUND-SCC 200 9335 (LATIN CLUB):							
5,000.00	0.00	5,000.00	0.00	0.00	5,000.00	0.00	100.00
=====							

Date: 09/11/18
Time: 9:39 am

MEDINA CITY SCHOOL DISTRICT
Appropriation Account Summary
SORTED BY FUND-SCC

Page: 11
(APPSUM)

FYTD Appropriated	Prior FY Carryover Encumbrances	FYTD Expendable	FYTD Actual Expenditures	MTD Actual Expenditures	Current Encumbrances	FYTD Unencumbered Balance	FYTD Percent Exp/Enc
*****TOTAL FOR FUND-SCC 200 9337 (AMERICAN SIGN LANGUAGE CLUB):							
80.00	0.00	80.00	0.00	0.00	0.00	80.00	0.00
=====							
*****TOTAL FOR FUND-SCC 200 9339 (SPEECH/DEBATE CLUB):							
32,500.00	2,422.88	34,922.88	239.36	0.00	32,500.00	2,183.52	93.75
=====							
*****TOTAL FOR FUND-SCC 200 9340 (S. A. D. D.):							
1,000.00	0.00	1,000.00	0.00	0.00	1,000.00	0.00	100.00
=====							
*****TOTAL FOR FUND-SCC 200 9346 (PENGUIN BOWL/NOSB):							
600.00	0.00	600.00	0.00	0.00	600.00	0.00	100.00
=====							
*****TOTAL FOR FUND-SCC 200 9350 (TECHNOLOGY CLUB):							
3,600.00	145.73	3,745.73	0.00	0.00	3,745.73	0.00	100.00
=====							
*****TOTAL FOR FUND-SCC 200 9352 (VIDEO CLUB - SR HI):							
6,000.00	0.00	6,000.00	200.80	200.80	5,799.20	0.00	100.00
=====							
*****TOTAL FOR FUND-SCC 200 9353 (CHINESE CLUB):							
100.00	0.00	100.00	0.00	0.00	100.00	0.00	100.00
=====							
*****TOTAL FOR FUND-SCC 200 9355 (GENDER AND SEXUALITY ALLIANCE):							
400.00	0.00	400.00	0.00	0.00	0.00	400.00	0.00
=====							
*****TOTAL FOR FUND-SCC 200 9380 (V O F T):							
25,000.00	15,639.11	40,639.11	0.00	0.00	40,639.11	0.00	100.00
=====							
*****TOTAL FOR FUND-SCC 200 9418 (CLASS OF 2018):							
0.00	5,817.11	5,817.11	5,655.24	0.00	0.00	161.87	97.22
=====							

Date: 09/11/18
Time: 9:39 am

MEDINA CITY SCHOOL DISTRICT
Appropriation Account Summary
SORTED BY FUND-SCC

Page: 12
(APPSUM)

FYTD Appropriated	Prior FY Carryover Encumbrances	FYTD Expendable	FYTD Actual Expenditures	MTD Actual Expenditures	Current Encumbrances	FYTD Unencumbered Balance	FYTD Percent Exp/Enc
*****TOTAL FOR FUND-SCC 200 9419 (CLASS OF 2019):							
5,700.00	4,919.39	10,619.39	575.57-	0.00	10,619.39	575.57	94.58
=====							
*****TOTAL FOR FUND-SCC 200 9420 (CLASS OF 2020):							
47,970.00	0.00	47,970.00	0.00	0.00	47,970.00	0.00	100.00
=====							
*****TOTAL FOR FUND-SCC 200 9421 (CLASS OF 2021):							
4,900.00	0.00	4,900.00	0.00	0.00	3,100.00	1,800.00	63.27
=====							
*****TOTAL FOR FUND-SCC 200 9422 (CLASS OF 2022):							
1,850.00	0.00	1,850.00	0.00	0.00	1,850.00	0.00	100.00
=====							
*****TOTAL FOR FUND-SCC 300 0000 (ATHLETIC FUND):							
410,500.00	23,132.01	433,632.01	74,278.36	19,660.55	94,618.65	264,735.00	38.95
=====							
*****TOTAL FOR FUND-SCC 300 9110 (GARFIELD FIELD TRIPS):							
10,000.00	0.00	10,000.00	100.00	100.00	500.00	9,400.00	6.00
=====							
*****TOTAL FOR FUND-SCC 300 9120 (CANAVAN FIELD TRIP):							
10,695.00	225.00	10,920.00	184.68	0.00	0.00	10,735.32	1.69
=====							
*****TOTAL FOR FUND-SCC 300 9130 (FENN FIELD TRIPS):							
10,000.00	0.00	10,000.00	0.00	0.00	8,000.00	2,000.00	80.00
=====							
*****TOTAL FOR FUND-SCC 300 9140 (HERITAGE FIELD TRIPS):							
6,947.00	0.00	6,947.00	0.00	0.00	0.00	6,947.00	0.00
=====							
*****TOTAL FOR FUND-SCC 300 9160 (BLAKE FIELD TRIPS):							
11,000.00	0.00	11,000.00	263.58-	263.58-	300.00	10,963.58	0.33
=====							

Date: 09/11/18
Time: 9:39 am

MEDINA CITY SCHOOL DISTRICT
Appropriation Account Summary
SORTED BY FUND-SCC

Page: 13
(APPSUM)

FYTD Appropriated	Prior FY Carryover Encumbrances	FYTD Expendable	FYTD Actual Expenditures	MTD Actual Expenditures	Current Encumbrances	FYTD Unencumbered Balance	FYTD Percent Exp/Enc
*****TOTAL FOR FUND-SCC 300 9170 (WAITE FIELD TRIPS):							
42,000.00	0.00	42,000.00	0.00	0.00	10,812.00	31,188.00	25.74
=====							
*****TOTAL FOR FUND-SCC 300 9180 (NORTHROP FIELD TRIPS):							
10,000.00	3,660.00	13,660.00	3,660.00	0.00	0.00	10,000.00	26.79
=====							
*****TOTAL FOR FUND-SCC 300 9201 (CLAGGETT MIDDLE SCH. BAND FUND):							
44,000.00	0.00	44,000.00	0.00	0.00	38,000.00	6,000.00	86.36
=====							
*****TOTAL FOR FUND-SCC 300 9208 (CLAGGETT - 6TH GRADE TRIPS):							
111,500.00	0.00	111,500.00	0.00	0.00	0.00	111,500.00	0.00
=====							
*****TOTAL FOR FUND-SCC 300 9250 (ROOT M.S. BAND FUND):							
18,200.00	0.00	18,200.00	0.00	0.00	18,200.00	0.00	100.00
=====							
*****TOTAL FOR FUND-SCC 300 9253 (ROOT M.S. BEEHIVE):							
850.00	134.97	984.97	87.05	0.00	200.00	697.92	29.14
=====							
*****TOTAL FOR FUND-SCC 300 9258 (ROOT - DISTRICT SUPERVISED ACTIVITIES):							
140,730.00	0.00	140,730.00	0.00	0.00	115,486.25	25,243.75	82.06
=====							
*****TOTAL FOR FUND-SCC 300 9301 (BOWLING CLUB):							
4,000.00	0.00	4,000.00	0.00	0.00	4,000.00	0.00	100.00
=====							
*****TOTAL FOR FUND-SCC 300 9302 (MENS VOLLEYBALL):							
5,900.00	0.00	5,900.00	0.00	0.00	5,100.00	800.00	86.44
=====							
*****TOTAL FOR FUND-SCC 300 9303 (HUDDLE/SHUDDLE):							
2,500.00	0.00	2,500.00	0.00	0.00	2,500.00	0.00	100.00
=====							

Date: 09/11/18
Time: 9:39 am

MEDINA CITY SCHOOL DISTRICT
Appropriation Account Summary
SORTED BY FUND-SCC

Page: 14
(APPSUM)

FYTD Appropriated	Prior FY Carryover Encumbrances	FYTD Expendable	FYTD Actual Expenditures	MTD Actual Expenditures	Current Encumbrances	FYTD Unencumbered Balance	FYTD Percent Exp/Enc
*****TOTAL FOR FUND-SCC 300 9304 (LINK CREW):							
4,500.00	0.00	4,500.00	1,191.52	1,191.52	3,308.48	0.00	100.00
=====							
*****TOTAL FOR FUND-SCC 300 9313 (DRAMA/MUSICAL):							
10,995.00	0.00	10,995.00	0.00	0.00	0.00	10,995.00	0.00
=====							
*****TOTAL FOR FUND-SCC 300 9334 (BEEHIVE CAFE):							
25,500.00	2,938.15	28,438.15	1,524.89	1,372.25	24,584.00	2,329.26	91.81
=====							
*****TOTAL FOR FUND-SCC 300 9410 (SPARKLE CHEERLEADING):							
1,768.10	0.00	1,768.10	0.00	0.00	600.00	1,168.10	33.93
=====							
*****TOTAL FOR FUND-SCC 401 9018 (AUXILIARY FUNDS/ST FRANCIS):							
69,892.75	296.20	70,188.95	21,128.49	10,416.11	0.00	49,060.46	30.10
=====							
*****TOTAL FOR FUND-SCC 401 9019 (AUXILIARY FUNDS/ST FRANCIS):							
385,188.15	0.00	385,188.15	38,582.43	38,368.19	16,674.20	329,931.52	14.35
=====							
*****TOTAL FOR FUND-SCC 401 9038 (AUX FUNDS MCA):							
1,290.67	22,211.32	23,501.99	20,733.29	1,163.87	1,566.95	1,201.75	94.89
=====							
*****TOTAL FOR FUND-SCC 401 9039 (AUX FUNDS MCA):							
164,063.59	0.00	164,063.59	30,932.30	29,452.80	34,581.08	98,550.21	39.93
=====							
*****TOTAL FOR FUND-SCC 401 9048 (AUX FUNDS KIDS COUNTRY):							
550.77	9,060.09	9,610.86	7,603.52	0.00	1,456.89	550.45	94.27
=====							
*****TOTAL FOR FUND-SCC 401 9049 (AUX FUNDS KIDS COUNTRY):							
11,511.37	0.00	11,511.37	0.00	0.00	1,163.82	10,347.55	10.11
=====							

Date: 09/11/18
Time: 9:39 am

MEDINA CITY SCHOOL DISTRICT
Appropriation Account Summary
SORTED BY FUND-SCC

Page: 15
(APPSUM)

FYTD Appropriated	Prior FY Carryover Encumbrances	FYTD Expendable	FYTD Actual Expenditures	MTD Actual Expenditures	Current Encumbrances	FYTD Unencumbered Balance	FYTD Percent Exp/Enc
*****TOTAL FOR FUND-SCC 499 9018 (STRATEGIES SECONDARY TRANSITION):							
0.00	3,129.00	3,129.00	3,129.00	2,728.04	0.00	0.00	100.00
=====							
*****TOTAL FOR FUND-SCC 516 9011 (SIX B FY11):							
4,196.41	0.00	4,196.41	0.00	0.00	0.00	4,196.41	0.00
=====							
*****TOTAL FOR FUND-SCC 516 9018 (TITLE VI-B):							
218,498.29	12,995.75	231,494.04	181,982.35	87,854.30	9,089.58	40,422.11	82.54
=====							
*****TOTAL FOR FUND-SCC 516 9019 (TITLE VI-B):							
1,436,960.66	0.00	1,436,960.66	47,779.92	47,779.92	46,683.71	1,342,497.03	6.57
=====							
*****TOTAL FOR FUND-SCC 572 9018 (TITLE I):							
156,828.67	24,632.47	181,461.14	62,311.89	30,743.38	3,016.60	116,132.65	36.00
=====							
*****TOTAL FOR FUND-SCC 572 9019 (TITLE I):							
461,592.68	0.00	461,592.68	13,759.39	13,759.39	4,050.00	443,783.29	3.86
=====							
*****TOTAL FOR FUND-SCC 572 9118 (TITLE I-D):							
37,349.58	30,330.50	67,680.08	32,466.38	22,676.31	15,310.56	19,903.14	70.59
=====							
*****TOTAL FOR FUND-SCC 572 9119 (TITLE I-D):							
81,538.41	0.00	81,538.41	179.90	89.95	2,589.95	78,768.56	3.40
=====							
*****TOTAL FOR FUND-SCC 587 9018 (PRESCHOOL):							
7,225.13	10,962.06	18,187.19	11,963.57	8,805.25	3,434.06	2,789.56	84.66
=====							
*****TOTAL FOR FUND-SCC 587 9019 (PRESCHOOL):							
39,953.17	0.00	39,953.17	471.77	471.77	1,028.23	38,453.17	3.75
=====							

Date: 09/11/18
Time: 9:39 am

MEDINA CITY SCHOOL DISTRICT
Appropriation Account Summary
SORTED BY FUND-SCC

Page: 16
(APPSUM)

FYTD Appropriated	Prior FY Carryover Encumbrances	FYTD Expendable	FYTD Actual Expenditures	MTD Actual Expenditures	Current Encumbrances	FYTD Unencumbered Balance	FYTD Percent Exp/Enc
*****TOTAL FOR FUND-SCC 590 9018 (TITLE II-A):							
10,422.40	9,793.01	20,215.41	12,749.58	4,376.95	0.00	7,465.83	63.07
=====							
*****TOTAL FOR FUND-SCC 590 9019 (TITLE II-A):							
131,216.24	0.00	131,216.24	17,194.16	17,194.16	20,600.00	93,422.08	28.80
=====							
*****TOTAL FOR FUND-SCC 599 9018 (TITLE IV-A STUDENT SUPPORT AND ACADEMIC ENR):							
0.00	738.14	738.14	738.14	623.02	0.00	0.00	100.00
=====							
*****TOTAL FOR FUND-SCC 599 9019 (TITLE IV-A STUDENT SUPPORT AND ACADEMIC ENR):							
49,428.24	0.00	49,428.24	9,859.12	9,859.12	3,750.00	35,819.12	27.53
=====							
*****GRAND TOTALS:							
112,299,802.60	1,208,649.70	113,508,452.30	17,785,796.57	9,606,360.74	6,655,947.94	89,066,707.79	21.53
=====							

GENERAL FUND-TRUE DAYS CASH

Includes Emergency Levy

