

# Medina City Schools

## General Fund Analysis

August 31, 2020

	2020-2021 Original Estimate (1)	Y-T-D Actual July 2020 - June 2021 (2)	Percent	Variance (3)
Beginning Balance - July 1, 2020		54,676,370.23		0.00
General Fund	32,189,888.32			
Other Funds - Substitute Levy	22,486,481.91			
Revenue	<u>74,937,361.00</u>	<u>27,929,382.73</u>	<u>37.3%</u>	<u>47,007,978.27</u>
	<b>74,937,361.00</b>	<b>27,929,382.73</b>		<b>47,007,978.27</b>
Expenditures	85,875,970.00	15,299,027.78	17.8%	70,576,942.22
Encumbrance	851,800.00	4,027,594.17		-3,175,794.17
	<u><b>86,727,770.00</b></u>	<u><b>19,326,621.95</b></u>		<u><b>67,401,148.05</b></u>
Ending Balance - June 30, 2020	42,885,961.23	63,279,131.01		-20,393,169.78

Original Estimate revenue, expenditure and encumbrance taken from May 2020 five-year forecast  
Includes May 2018 Substitute Levy

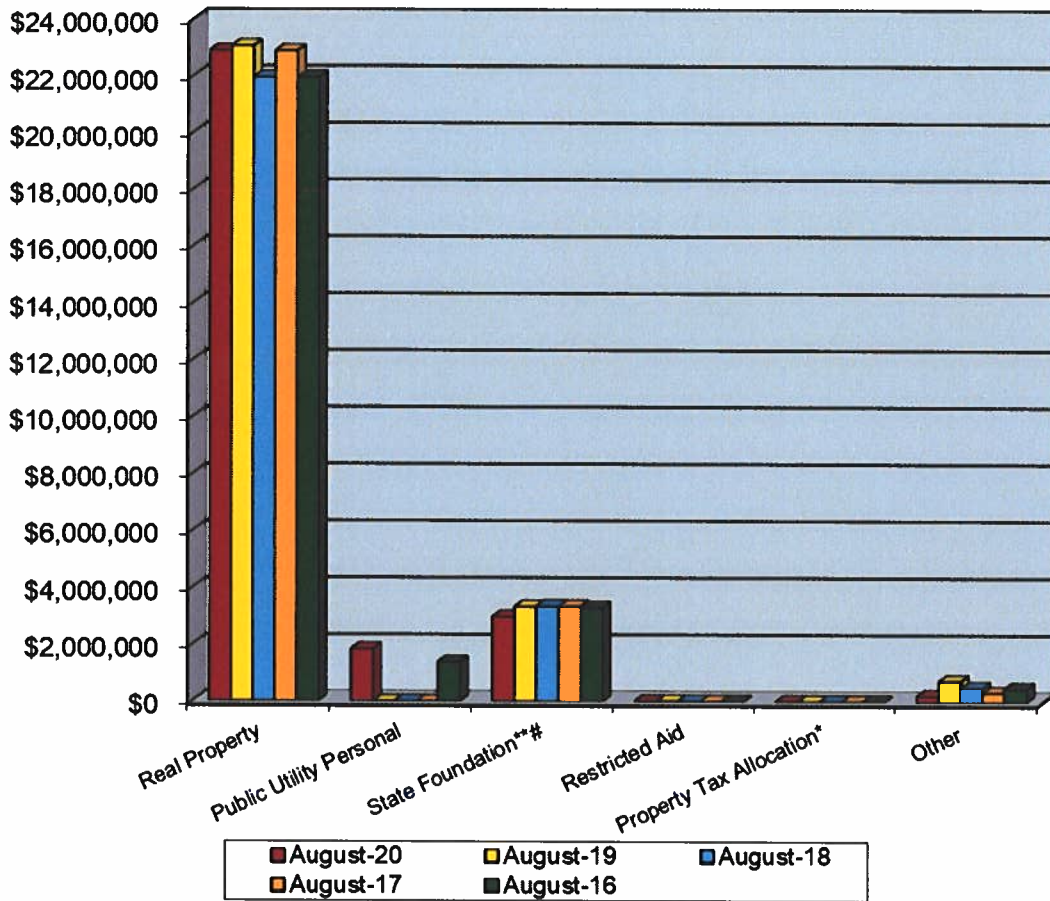
# **General Fund Summary**

August 2020

## **Revenues**

1. Real Property Taxes – Total Real Property Taxes received from the beginning of the fiscal year until August 31, 2020 is \$22,894,292.13. This is a decrease of 0.7% below last year's taxes received at this time. Settlement occurred this August moving money to Public Utility Personal Property whereas last year's settlement was in September. (\$341,597.87) was collected in August.
2. Public Utility Personal Property Taxes – Total Public Utility Personal Property Taxes received from the beginning of the fiscal year until August 31, 2020 is \$1,837,573.15. These monies are distributed upon settlement from the County Auditor. This amount is listed in a separate line for State and five-year forecasting purposes. \$1,837,573.15 had been transferred in August.
3. State Foundation – State Foundation monies received from the State of Ohio from the beginning of the fiscal year until August 31, 2020 total \$2,972,029.85. This is a decrease of 10.7% below last year's foundation money received at this time. \$1,533,353.16 was collected in August.
4. Restricted Aid – Restricted Aid monies are for Career Tech funding and Economically Disadvantaged Students. We have added e-Rate funding as well because these funds are restrictive to technology. Monies received from the beginning of the fiscal year until August 31, 2020 total \$13,809.97. \$6,904.95 was collected in August.
5. Homestead and Rollback – Monies received from the State of Ohio from the beginning of the fiscal year until August 31, 2020 total \$-0-. Receipts are based upon the real property taxes collected and Homestead filings with the County Auditor. \$-0- was collected in August.
6. Other – Other monies received from the beginning of the fiscal year until August 31, 2020 total \$211,677.63. This is a decrease of 71.1% below last year at this time and is due to Tuition, Open Enrollment-In, Interest Earnings, Pay to Participate, Parking Fees, Miscellaneous Revenues, Field Trips, Medicare Funding, Refund of Prior Year Expenditures, and Medicare Settlement funds. \$118,922.77 was collected in August.

## General Fund Revenue



	August-20	August-19	August-18	August-17	August-16	Current Forecast
Real Property	\$22,894,292	\$23,053,610	\$21,953,700	\$22,881,620	\$21,963,304	\$44,714,692
Public Utility Personal	\$1,837,573	\$0	\$0	\$0	\$1,384,942	\$3,741,882
State Foundation**	\$2,972,030	\$3,327,236	\$3,344,153	\$3,337,836	\$3,291,950	\$17,674,257
Restricted Aid	\$13,810	\$13,813	\$14,048	\$5,483	\$2,499	\$82,924
Property Tax Allocation*	\$0	\$0	\$0	\$0	\$0	\$5,447,181
Other	\$211,678	\$731,534	\$500,146	\$331,697	\$476,521	\$3,276,425
<b>Total</b>	<b>\$27,929,383</b>	<b>\$27,126,193</b>	<b>\$25,812,047</b>	<b>\$26,556,636</b>	<b>\$27,119,216</b>	<b>\$74,937,361</b>
State %	10.7%	12.3%	13.0%	12.6%	12.1%	

\* Includes Homestead/Rollback, Tangible Personal Property Tax Fixed Rate Loss Reimbursement and Electric Deregulation.

\*\* Includes Casino Revenue in State Foundation beginning January 2013 and Economic Disadvantaged Funding in November 2013.

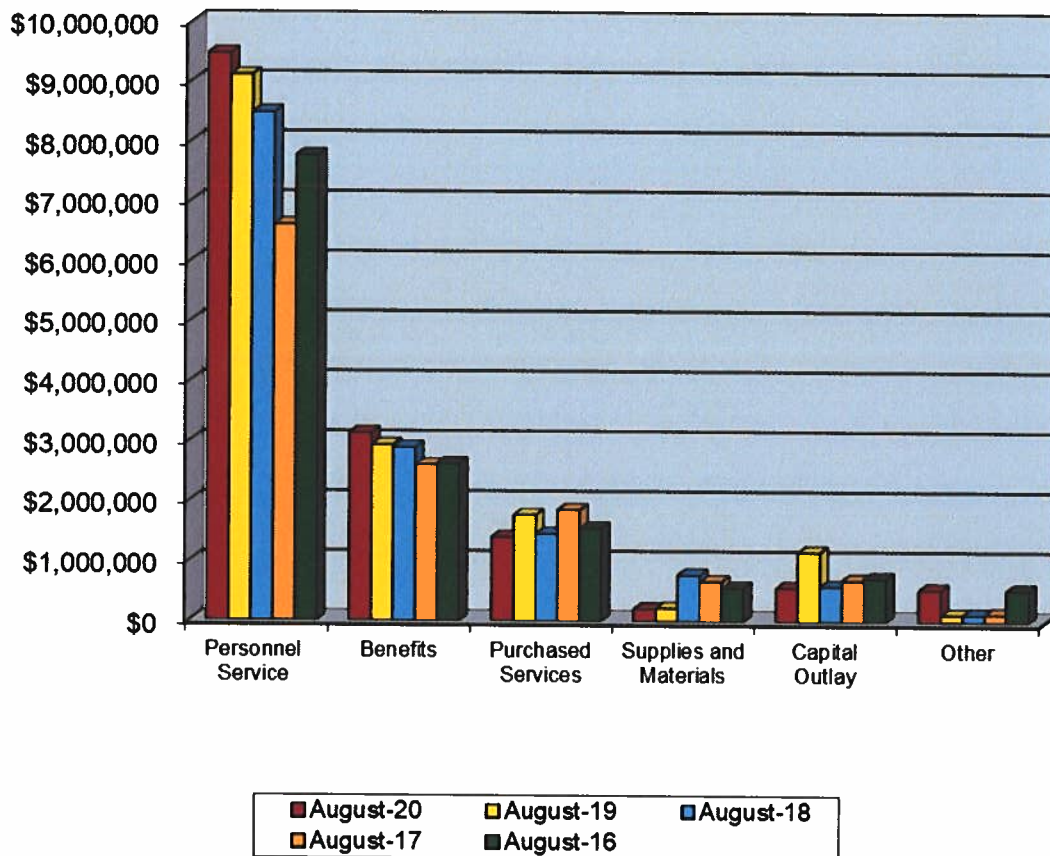
# **General Fund Summary**

August 2020

## **Expenditures**

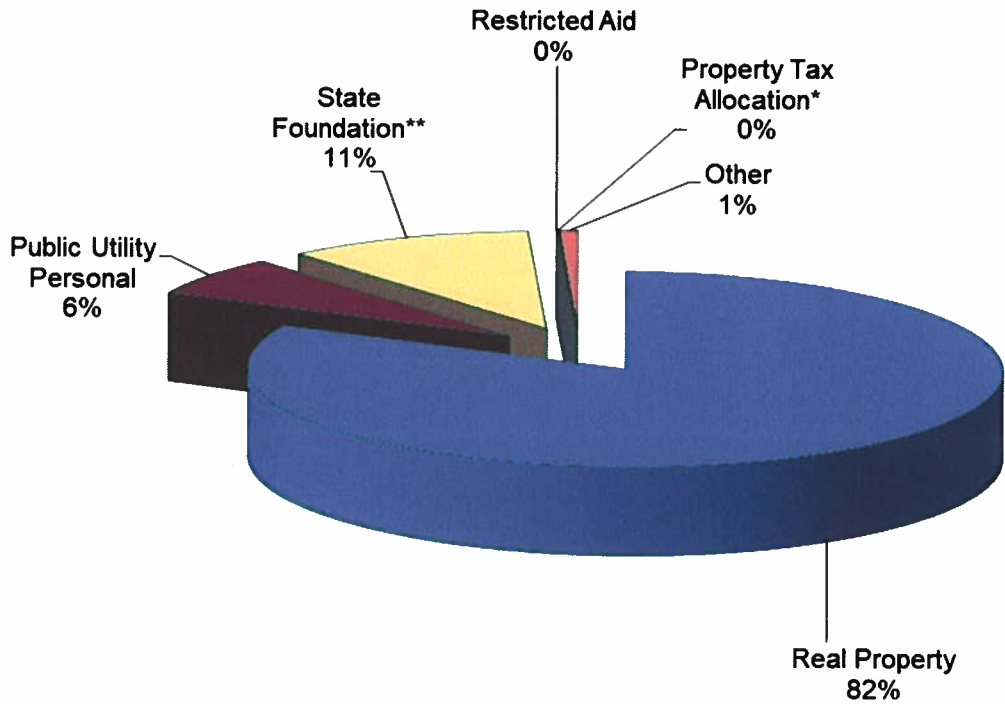
1. **Personnel Services**– The costs for personnel services for the School District from the beginning of the fiscal year until August 31, 2020 was \$9,470,301.64. This was an increase of 3.9% above last year at this time. \$4,040,597.39 was spent in August.
2. **Benefits** – The cost for benefits for the School District from the beginning of the fiscal year until August 31, 2020 was \$3,134,466.99. This was an increase of 6.9% above last year at this time and is due to payment of Surcharge to SERS. \$1,524,447.22 was spent in August.
3. **Purchased Services** – The cost for purchased services for the district from the beginning of the fiscal year until August 31, 2020 total \$1,396,902.96. This was a 20.8% decrease below last year at this time and is due to Legal Services, Contracted Services, Garbage Removal, Postage, Telephone, Advertising, Electricity, Water/Sewer, Other Tuition, and Open Enrollment, and CCP Tuition. \$621,449.62 was spent in August.
4. **Supplies and Materials** – The cost for supplies and materials for the district from the beginning of the fiscal year until August 31, 2020 total \$204,749.51. This was a 5.4% decrease below last year at this time. Office Supplies, Nursing Supplies, Textbooks, Meeting Supplies, Custodial/Maintenance Supplies, Fuel, and Tires account for this decrease. \$106,669.74 was spent in August.
5. **Capital Outlay** – The cost for capital outlay for the district from the beginning of the fiscal year until August 31, 2020 total \$558,464.88. This was a 51.6% decrease below last year at this time and was mainly due to reductions in Capital Equipment and Capital Lease. \$58,925.24 was spent in August.
6. **Other** – The cost of other expenditures excluding transfers for the district was \$534,141.80 for the fiscal year until August 31, 2020. This was a 343.8% increase above last year at this time and is due mainly to the early real property settlement. \$377,148.15 was spent in August. Dues and Fees, District Audit, Election Expense, Liability Insurance, and Awards/Prizes make up the majority of this increase.

## General Fund Expenditures

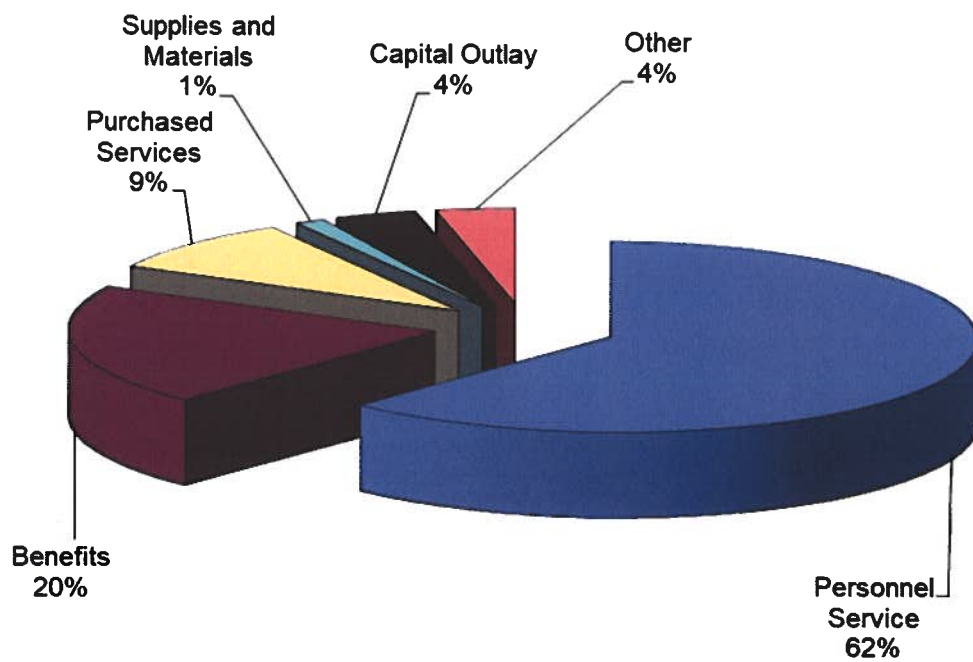


	August-20	August-19	August-18	August-17	August-16	Current Forecast
Personnel Service	\$9,470,302	\$9,110,660	\$8,483,948	\$6,611,195	\$7,766,914	\$52,088,578
Benefits	\$3,134,467	\$2,933,156	\$2,890,330	\$2,601,710	\$2,620,629	\$18,366,699
Purchased Services	\$1,396,903	\$1,763,756	\$1,453,145	\$1,850,488	\$1,549,111	\$9,482,918
Supplies and Materials	\$204,750	\$216,331	\$769,215	\$663,164	\$557,724	\$1,858,287
Capital Outlay	\$558,465	\$1,154,973	\$586,935	\$685,552	\$722,161	\$1,359,017
Other	\$534,142	\$120,367	\$120,750	\$130,600	\$529,147	\$1,750,175
Transfers and Adv., Etc.	\$0	\$0	\$0	\$0	\$50	\$970,296
Other than Debt						
Total	\$15,299,028	\$15,299,244	\$14,304,324	\$12,542,709	\$13,745,735	\$85,875,970

## Current General Fund Revenue



## Current General Fund Expenditures



**AUGUST 2020**

		Balance
<b>Bank Balance - Regular Account</b>		3,289,751.77
Financial Checks Outstanding	277,041.04	
Worker Comp Outstanding	361.96	
Payroll Checks Outstanding	62,287.39	
	339,690.39	(339,690.39)
Huntington/Flex Spending	28,577.53	
Flex O/S Checks	263.10	28,314.43
JPMorgan/Metlife Claims	28,924.79	28,924.79
Westfield Bank	15,000.00	15,000.00
Westfield Bank Sweep	3,093,262.11	3,093,262.11
<b>Investments:</b>		
Redtree Investments	23,774,892.67	
T. Rowe - Collins	265,074.37	
Scudder - Collins	311,896.31	
Scudder - Bushman	5,212.00	
Kanehl Stocks	2,335.42	
Star Ohio (22923)	32,079,161.52	
Multi-Bank Securities	14,556,000.00	
Multi-Bank Money Market	3,647.29	
Fifth Third Securities	9,355,309.65	
Fifth Third Money Market	776,848.68	
Total	81,130,377.91	87,245,940.62
<b>Adjustments</b>		
Deposits in Transit	22,722.37	
Expenses not posted	(324,456.56)	
Total	(301,734.19)	86,944,206.43
MCSD Balance		86,944,206.43
Difference Between Bank vs. Book		0.00



# Medina City School District

## Sales Tax Update

Date	Sales Tax Description	Receipts	Expenditures	Balance
July 1, 2020	Beginning Balance (071) Sales Tax and (002-9012) Bond			\$3,491,568.70
July	6-Month Asbestos Surveillance Inspection and Reports		\$525.00	\$3,491,043.70
	A I Root Classroom Expansion Doors		\$768.75	\$3,490,274.95
	Design and Construction for Root Locker Bay Conversion		\$640.42	\$3,489,634.53
	Architectural and Engineering Services for Summer Paving		\$2,500.00	\$3,487,134.53
	Consulting Services for MHS Roof Replacement		\$6,175.00	\$3,480,959.53
	Replacement of MHS Roof		\$304,119.00	\$3,176,840.53
	Sales Tax Distribution	\$770,376.50		\$3,947,217.03
	MHS Bleacher Replacement		\$222,000.00	\$3,725,217.03
	Ella Canavan Security Entrance Door Parts		\$1,820.71	\$3,723,396.32
	Fleet Master Lease Agreement		\$11,826.28	\$3,711,570.04
	A I Root Locker Bay Conversion		\$19,655.06	\$3,691,914.98
August	A I Root Classroom Expansion Doors		\$4,721.25	\$3,687,193.73
	Blake POD C Carpet and Tile Replacement		\$15,264.00	\$3,671,929.73
	Installation of Electric Remote Release at Canavan		\$1,340.00	\$3,670,589.73
	Removal and Replacement of Six Windows at Evolve		\$4,390.00	\$3,666,199.73
	Labor and Materials to Complete Spray On Fireproofing - MHS		\$63,400.00	\$3,602,799.73
	A I Root Locker Bay Conversion		\$79,548.54	\$3,523,251.19
	Consulting Services for MHS Roof Replacement		\$4,116.00	\$3,519,135.19
	Replacement of MHS Roof		\$76,626.00	\$3,442,509.19
	Fleet Master Lease Agreement		\$11,830.95	\$3,430,678.24
	Architectural and Engineering Services for Summer Paving		\$19,880.00	\$3,410,798.24
	Fiscal Year Totals	\$770,376.50	\$851,146.96	



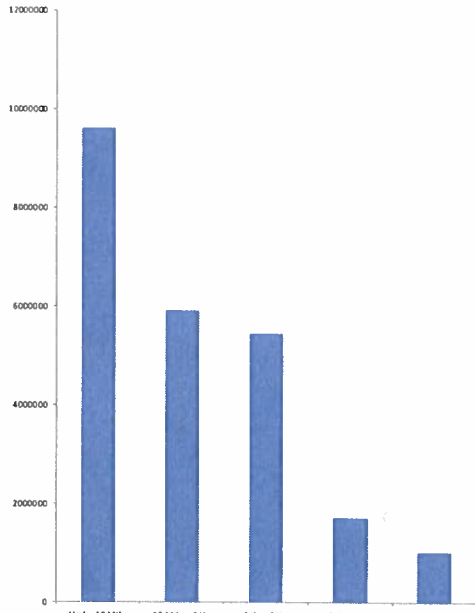
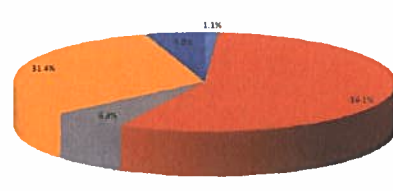
**Medina City School District**  
**Recreation Center Update**

Date	Description	District Revenue	District Expenses	City Reimbursements	Total Balance
July 1, 2020	Beginning Balance (003-9001)				\$ 202,370.92
07/08/20	Tile Repairs			\$1,000.00	\$ 203,370.92
07/09/20	Mens Sauna Floor Cement		\$1,236.25		\$ 202,134.67
07/14/20	Insulation for Sauna - Credit		-\$62.50		\$ 202,197.17
07/22/20	Installation of Carpet			\$1,250.00	\$ 203,447.17
08/12/20	Donation - Partner Mktg	\$1,044.98			\$ 204,492.15
08/18/20	Mens Sauna Floor Cement			\$618.13	\$ 205,110.28
<b>Total Revenues, Expenditures and Reimbursements</b>		\$ 1,044.98	\$ 1,173.75	\$ 2,868.13	

**Monthly Investment Summary**  
**Medina City School District**  
**US Bank Custodian Acct Ending x70982**  
 August 31, 2020

Monthly Cash Flow Activity		Market Value Summary				
<b>From 07-31-20 through 08-31-20</b>		<b>Security Type</b>	<b>Market Value</b>	<b>Pct. Assets</b>	<b>Avg Yield at Cost</b>	<b>Wght Avg Mat</b>
Beginning Book Value	23,757,135.89	<b>Money Market Fund</b>				
Contributions	0.00	MONEY MARKET FUND	258,161.52	1.1	0.05	0.00
Withdrawals	0.00	<b>Fixed Income</b>				
Realized Gains/Losses	0.00	MUNICIPAL BONDS	1,512,025.00	6.3	1.17	1.49
Gross Interest Earnings	17,756.78	U.S. GOVERNMENT AGENCY DISCOUNT NOTES	1,199,055.34	5.0	0.20	0.61
Ending Book Value	23,774,892.67	U.S. GOVERNMENT AGENCY NOTES	13,416,646.23	56.0	0.81	2.26
		U.S. TREASURY NOTES	7,510,420.53	31.4	1.70	0.58
		Accrued Interest	57,058.55	0.2		
		<b>TOTAL PORTFOLIO</b>	<b>23,953,367.17</b>	<b>100.0</b>	<b>1.07</b>	<b>1.58</b>

Maturity Distribution		Security Type Allocation	
<p align="center"><b>Distribution by Maturity</b></p> 			

**Disclosures:**

RedTree's internal accounting system is used as the source of the market value of this account. Although obtained from a source believed to be reliable, we cannot guarantee its accuracy. You should review all account statements provided by the custodian and compare with the statements provided by RedTree.

Questions? Call 888.596.2293 or email [info@redtreeinv.com](mailto:info@redtreeinv.com)

**Portfolio Holdings Report**  
**Medina City School District**  
**US Bank Custodian Acct Ending x70982**  
 August 31, 2020

Quantity	Cusip	Security Description	Moody's	S&P	Cost Basis	Market Value	Yield at Cost	Wtd Maturity	Purchase Date
<b>U.S. GOVERNMENT AGENCY NOTES</b>									
1,070,000	3135G0F73	Federal Natl Mtg Assoc 1.500% Due 11-30-20	Aaa	AA+	1,063,023.60	1,073,688.68	2.00	0.25	08-01-19
1,000,000	3134GVNS3	Federal Home Ln Mtg 0.550% Due 04-27-22	Aaa	AA+	1,000,000.00	1,000,119.24	0.55	1.65	04-27-20
500,000	3134GVTG3	Federal Home Ln Mtg 0.350% Due 05-13-22	Aaa	AA+	500,000.00	500,016.32	0.35	1.69	05-13-20
1,200,000	3133ELZN7	Federal Farm Credit Bank 0.160% Due 05-18-22	Aaa	AA+	1,197,804.00	1,199,715.07	0.25	1.71	05-26-20
1,000,000	3133ELN26	Federal Farm Credit Bank 0.260% Due 06-22-22	Aaa	AA+	999,460.00	1,001,423.89	0.29	1.81	06-22-20
1,000,000	3134GVMH8	Federal Home Ln Mtg 0.550% Due 07-27-22	Aaa	AA+	1,000,000.00	1,000,445.64	0.55	1.89	04-27-20
1,000,000	3134GVN87	Federal Home Ln Mtg 0.400% Due 12-15-22	Aaa	AA+	1,000,000.00	1,000,258.97	0.40	2.28	06-15-20
1,500,000	3133ELUJ1	Federal Farm Credit Bank 1.000% Due 03-24-23	Aaa	AA+	1,500,000.00	1,504,920.99	1.00	2.52	03-24-20
1,000,000	3135G03P6	Federal Natl Mtg Assoc 0.800% Due 04-27-23	Aaa	AA+	1,000,000.00	1,000,132.66	0.80	2.62	04-27-20
700,000	3135G04Q3	Federal Natl Mtg Assoc 0.250% Due 05-22-23	Aaa	AA+	698,064.50	700,690.45	0.34	2.72	05-28-20
1,230,000	3134GVN20	Federal Home Ln Mtg 0.500% Due 06-23-23	Aaa	AA+	1,230,000.00	1,231,101.24	0.50	2.79	06-23-20
700,000	3134GVYH5	Federal Home Ln Mtg 0.500% Due 11-28-23	Aaa	AA+	700,000.00	700,307.91	0.50	3.21	05-28-20
500,000	3130AJ6M6	Federal Home Ln Bank 1.700% Due 02-26-24	Aaa	AA+	500,000.00	502,625.50	1.70	3.38	02-26-20
1,000,000	3134GUBQ2	Federal Home Ln Mtg 2.100% Due 09-23-24	Aaa	AA+	999,500.00	1,001,199.66	2.11	3.84	09-23-19
Accrued Interest						31,442.11			
					13,387,852.10	13,448,088.34	0.81	2.26	
<b>MUNICIPAL BONDS</b>									
1,000,000	971090XA8	City of Willoughby, OH GO 2.000% Due 05-21-21	Aa2	AA	1,008,400.00	1,010,510.00	1.15	0.72	05-21-20
460,000	244721FK7	Defiance CSD, OH GO 4.000% Due 12-01-23	Aa2		502,522.40	501,515.00	1.20	3.05	07-16-20
Accrued Interest						10,155.56			
					1,510,922.40	1,522,180.56	1.17	1.49	
<b>U.S. TREASURY NOTES</b>									
1,200,000	912828M98	US Treasury Note 1.625% Due 11-30-20	Aaa	AA+	1,197,187.50	1,204,408.80	1.83	0.25	09-30-19
1,000,000	912828N89	US Treasury Note 1.375% Due 01-31-21	Aaa	AA+	998,125.00	1,004,922.00	1.56	0.42	01-28-20
615,000	912828N89	US Treasury Note 1.375% Due 01-31-21	Aaa	AA+	613,991.02	618,027.03	1.54	0.42	01-30-20
1,200,000	912828P87	US Treasury Note 1.125% Due 02-28-21	Aaa	AA+	1,192,593.76	1,205,719.20	1.66	0.50	12-27-19
1,250,000	912828Q37	US Treasury Note 1.250% Due 03-31-21	Aaa	AA+	1,242,382.81	1,257,812.50	1.69	0.58	10-30-19
1,000,000	912828S27	US Treasury Note 1.125% Due 06-30-21	Aaa	AA+	987,226.56	1,008,047.00	1.86	0.83	09-17-19
1,200,000	912828F6	US Treasury Note 1.125% Due 08-31-21	Aaa	AA+	1,188,750.00	1,211,484.00	1.68	1.00	12-10-19
Accrued Interest						15,460.89			
					7,420,256.65	7,525,881.42	1.70	0.58	

**Disclosures:**

RedTree's internal accounting system is used as the source of the market value of this account. Although obtained from a source believed to be reliable, we cannot guarantee its accuracy. You should review all account statements provided by the custodian and compare with the statements provided by RedTree.

Questions? Call 888.596.2293 or email [info@redtreeinv.com](mailto:info@redtreeinv.com)

**Portfolio Holdings Report**  
**Medina City School District**  
**US Bank Custodian Acct Ending x70982**  
 August 31, 2020

Quantity	Cusip	Security Description	Moody's	S&P	Cost Basis	Market Value	Yield at Cost	Wtd Maturity	Purchase Date
<b>U.S. GOVERNMENT AGENCY DISCOUNT NOTES</b>									
1,200,000	313385EA0	Federal Home Ln Bank Discount Note 0.000% Due 04-07-21	P-1	A-1+	1,197,700.00	1,199,055.34	0.20	0.61	04-27-20
<b>MONEY MARKET FUND</b>									
	USBMMF	First American Treasury Obligations Fund			258,161.52	258,161.52	0.05		
<b>TOTAL PORTFOLIO</b>					23,774,892.67	23,953,367.17	1.07	1.58	

**Disclosures:**

RedTree's internal accounting system is used as the source of the market value of this account. Although obtained from a source believed to be reliable, we cannot guarantee its accuracy. You should review all account statements provided by the custodian and compare with the statements provided by RedTree.

Questions? Call 888.596.2293 or email [info@redtreeinv.com](mailto:info@redtreeinv.com)

Monthly Activity Reports  
Medina City School District  
US Bank Custodian Acct Ending x70982  
From 08-01-20 Through 08-31-20

**GROSS INTEREST INCOME**

Ex-Date	Pay-Date	Security	Amount
<b>U.S. GOVERNMENT AGENCY NOTES</b>			
08-26-20	08-26-20	Federal Home Ln Bank 1.700% Due 02-26-24	4,250.00
<b>U.S. TREASURY NOTES</b>			
08-31-20	08-31-20	US Treasury Note 1.125% Due 08-31-21	6,750.00
08-31-20	08-31-20	US Treasury Note 1.125% Due 02-28-21	6,750.00
			13,500.00
<b>MONEY MARKET FUND</b>			
08-03-20	08-03-20	First American Treasury Obligations Fund	6.78
<b>GROSS INCOME</b>			<b>17,756.78</b>

**Disclosures:**

RedTree's internal accounting system is used as the source of the market value of this account. Although obtained from a source believed to be reliable, we cannot guarantee its accuracy. You should review all account statements provided by the custodian and compare with the statements provided by RedTree.

Questions? Call 888.596.2293 or email [info@redtreeinv.com](mailto:info@redtreeinv.com)

**Purchase and Sale**  
**Medina City School District**  
**US Bank Custodian Acct Ending x70982**  
From 08-01-20 Through 08-31-20

Trade Date	Settle Date	Quantity	Security	Unit Price	Amount
---------------	----------------	----------	----------	---------------	--------

No transactions were found!

**Disclosures:**

RedTree's internal accounting system is used as the source of the market value of this account. Although obtained from a source believed to be reliable, we cannot guarantee its accuracy. You should review all account statements provided by the custodian and compare with the statements provided by RedTree.

Questions? Call 888.596.2293 or email [info@redtreeinv.com](mailto:info@redtreeinv.com)

**Realized Gains/Losses**  
**Medina City School District**  
**US Bank Custodian Acct Ending x70982**  
 From 08-01-20 Through 08-31-20

Open Date	Close Date	Quantity	Security	Cost Basis	Proceeds	Gain Or Loss	
						Short Term	Long Term
TOTAL GAINS						0.00	0.00
TOTAL LOSSES						0.00	0.00
TOTAL REALIZED GAIN/LOSS						0.00	0.00

**Disclosures:**

RedTree's internal accounting system is used as the source of the market value of this account. Although obtained from a source believed to be reliable, we cannot guarantee its accuracy. You should review all account statements provided by the custodian and compare with the statements provided by RedTree.

Questions? Call 888.596.2293 or email [info@redtreeinv.com](mailto:info@redtreeinv.com)



ENV# CEBJTWSKBBJLTR\_BBBBB  
FIFTH THIRD SECURITIES, INC.  
MD 1M0B2A  
5050 KINGSLEY DRIVE  
CINCINNATI, OH 45263



MEDINA CITY SCHOOLS  
DAVID CHAMBERS  
739 WEYMOUTH RD  
MEDINA OH 44256

---

**STATEMENT FOR THE PERIOD AUGUST 1, 2020 TO AUGUST 31, 2020**

MEDINA CITY SCHOOLS - Corporation  
Account Number: [REDACTED]

---

By the courtesy of:  
CARTER/SAVAGE

For questions about your accounts:  
Local: 614 744 5496  
In-State: 614 744 7074  
National: 888 889 1025

---

**TOTAL VALUE OF YOUR PORTFOLIO** **\$10,327,446.82**

---

**FOR YOUR INFORMATION**

Fifth Third Securities, Inc. Investments offered through Fifth Third Securities, Inc., member  
FINRA/SIPC

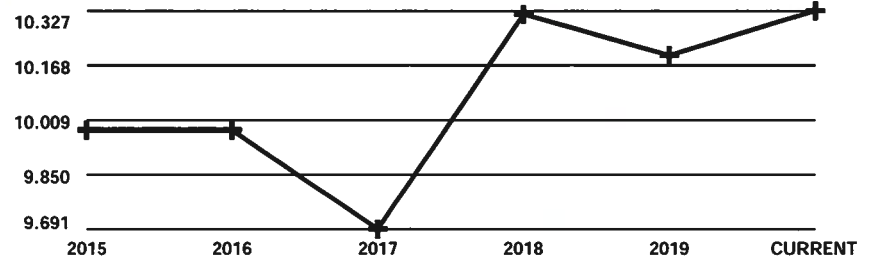
**Fifth Third Securities, Inc.**

MN\_CEBJTWSKBBJLTR\_BBBBB 20200831

---

**CHANGE IN VALUE OF YOUR PORTFOLIO**

\$ millions



*Change In Value Of Your Portfolio* information can be found in Miscellaneous Footnotes at the end of this statement.

Account carried with National Financial Services LLC, Member  
NYSE, SIPC

Statement for the Period August 1, 2020 to August 31, 2020

MEDINA CITY SCHOOLS - Corporation  
Account Number: [REDACTED]



## Account Overview

CHANGE IN ACCOUNT VALUE	Current Period	Year-to-Date
BEGINNING VALUE	\$10,343,434.64	\$10,198,616.66
Additions and Withdrawals	(\$17,654.72)	(\$132,347.26)
Income	\$17,654.72	\$132,347.26
Taxes, Fees and Expenses	\$0.00	\$0.00
Change in Value	(\$15,987.82)	\$128,830.16
ENDING VALUE (AS OF 08/31/20)	\$10,327,446.82	\$10,327,446.82

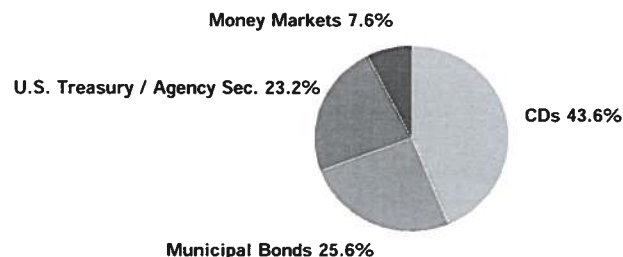
Refer to Miscellaneous Footnotes for more information on Change in Value.

INCOME	Current Period	Year-to-Date
TAXABLE		
Taxable Dividends	\$70.49	\$3,487.71
Taxable Interest	\$17,584.23	\$128,859.55
TOTAL TAXABLE	\$17,654.72	\$132,347.26
TOTAL INCOME	\$17,654.72	\$132,347.26

Taxable income is determined based on information available to NFS at the time the statement was prepared, and is subject to change. Final information on taxation of interest and dividends is available on Form 1099-Div, which is mailed in February of the subsequent year.

REALIZED GAIN (LOSS)	Current Period	Year-to-Date
Short Term Gain	\$0.00	\$5,975.00
Short Term Loss	\$0.00	\$0.00
Disallowed Short Term Loss	\$0.00	\$0.00
TOTAL SHORT TERM GAIN (LOSS)	\$0.00	\$5,975.00

## ACCOUNT ALLOCATION



	Percent	Prior Period	Current Period
Money Markets	7.6 %	\$1,286,848.68	\$776,848.68
CDs	43.6	\$4,999,772.26	\$4,504,434.59
Municipal Bonds	25.6	\$2,653,568.20	\$2,645,761.55
U.S. Treasury / Agency Sec.	23.2	\$1,403,245.50	\$2,400,402.00
TOTAL	100.0 %	\$10,343,434.64	\$10,327,446.82

Account Allocation shows the percentage that each asset class represents of your total account value. Account Allocation for equities, fixed income, and other categories may include mutual funds and may be net of short positions. NFS has made assumptions concerning how certain mutual funds are allocated. Closed-end mutual funds and Exchange Traded Products (ETPs) listed on an exchange may be included in the equity allocation. The chart may not reflect your actual portfolio allocation. Consult your broker/dealer prior to making investment decisions.

Statement for the Period August 1, 2020 to August 31, 2020

MEDINA CITY SCHOOLS - Corporation  
Account Number: [REDACTED]



## Account Overview *continued*

<b>REALIZED GAIN (LOSS)</b> <i>continued</i>	<i>Current Period</i>	<i>Year-to-Date</i>
Long Term Gain	\$0.00	\$0.00
Long Term Loss	\$0.00	\$0.00
Disallowed Long Term Loss	\$0.00	\$0.00
<b>TOTAL LONG TERM GAIN (LOSS)</b>	<b>\$0.00</b>	<b>\$0.00</b>

*NFS-provided cost basis, realized gain (loss) and holding period information may not reflect all adjustments necessary for your tax reporting purposes. Please refer to Footnotes and Cost Basis Information at the end of this statement for more information.*

### MESSAGES AND ALERTS

Customers wishing to learn more about their investment professional can contact the FINRA BrokerCheck Hotline Number at 1-800-289-9999 or visit the FINRA Regulation website [www.finra.org](http://www.finra.org). Customers can also obtain an investor brochure that includes information describing the FINRA BrokerCheck program by contacting Brokerage Operations 1-888-889-1025.

Please note that the FDIC insured deposit at Fifth Third Bank under the Fifth Third BD Program is not covered by SIPC. The FDIC insured deposit is eligible for FDIC insurance subject to FDIC coverage limits at the time funds are deposited at Fifth Third Bank. As referenced in the Fifth Third BD Program disclosure document, clients are responsible for monitoring their total assets at Fifth Third Bank to determine the extent of available FDIC coverage.

Fifth Third Securities reminds you to please promptly report any inaccuracies or discrepancies in your account to Brokerage Operations by calling 1-888-889-1025. Please reconfirm any oral communications in writing to your investment professional to further protect your rights under the Securities Investor Protection Act SIPA.

Due to current events, mail may be delayed by circumstances beyond NFSs control. You can always view your statements and other documents online. To learn more about paperless options please contact your Broker-Dealer.

Customers wishing to learn more about how an order is routed or executed should notify their investment professional in writing. Pursuant to SEC rules, customers can request details on the identity of the venue to which their orders were routed for execution. A written report will be furnished upon request. To learn more about how your order is routed online, please visit <https://www.53.com/investments>.

Statement for the Period August 1, 2020 to August 31, 2020

MEDINA CITY SCHOOLS - Corporation

Account Number: [REDACTED]



## Holdings

NFS-provided cost basis, realized gain (loss) and holding period information may not reflect all adjustments necessary for tax purposes. Please refer to Footnotes and Cost Basis Information at the end of this statement for more information.

For additional information regarding your holdings, please refer to the footnotes at the end of the statement.

### CASH AND CASH EQUIVALENTS - 7.52% of Total Account Value

Description	Symbol/Cusip Account Type	Quantity	Price on 08/31/20	Current Market Value	Estimated Annual Income
<b>Money Markets</b>					
FEDERATED HERMES GOVT OBLIGATIONS IS 7 DAY YIELD .02%	GOIXX CASH	776,848.68	\$1.00	\$776,848.68	
Dividend Option Cash					
Capital Gain Option Cash					
<b>Total Cash and Cash Equivalents</b>				<b>\$776,848.68</b>	

Statement for the Period August 1, 2020 to August 31, 2020

MEDINA CITY SCHOOLS - Corporation  
Account Number: [REDACTED]



**HOLDINGS > FIXED INCOME - 92.48% of Total Account Value**

**ALERT:** You have a fixed income position due to mature within the next 90 days.

For an explanation of fixed income pricing, please see the last page. Redemption schedule(s), bond rating(s), and other information are provided where available. If information does not appear regarding a particular investment, it is not available. The ratings on this statement are provided by Standard & Poor's and/or Moody's to rate the quality based on the respective rating agency's assessment. Ratings information from Standard & Poor's ("S&P") may not be reproduced. S&P credit ratings are statements of opinion and are not statements of fact or recommendations to purchase, hold, or sell securities, nor do they address the suitability of securities for investment purposes, and should not be relied on as investment advice. S&P does not guarantee the accuracy, completeness, timeliness or availability of any information, including ratings, and is not responsible for errors or omissions (negligent or otherwise). S&P gives no express or implied warranties, including but not limited to any warranties of merchantability or fitness for a particular purpose or use. S&P shall not be liable for any direct, indirect, incidental, exemplary, compensatory, punitive, special or consequential damages, costs, expenses, legal fees, or losses (including lost income or profits and opportunity costs) in connection with any use of ratings.

Description	Symbol/Cusip Account Type	Quantity	Estimated Price on 08/31/20	Estimated Current Market Value	Estimated Annual Income	Original/Adjusted Cost Basis	Unrealized Gain (Loss)
<b>CDs</b>							
Certificates of Deposit (CDs), including Market Indexed CDs and Market Linked CDs (collectively, MCDs) are generally shown at estimated market prices based upon a matrix or model pricing method that may not represent the actual price if sold prior to maturity. However, CDs and MCDs may be shown at face value for up to seven calendar days from date of issue if estimated market prices have not been received from a third party pricing vendor. The actual value of CDs and MCDs may be different from their purchase price. CDs and MCDs are subject to interest rate risk. The estimated market price reflected for MCDs may not be based on the actual closing value of the linked market index on the final maturity date and the market value of MCDs may not correspond directly to increases or decreases in the underlying linked market index. You may sell CDs or MCDs in the secondary market subject to market conditions. The secondary market for CDs and MCDs is generally illiquid. If sold prior to maturity, the value of MCDs may be less than the purchase amount or face value. The sale or redemption of any fixed income security prior to maturity may result in a substantial gain or loss, and an early withdrawal penalty may apply. Certain MCDs may only be redeemed on pre-specified liquidation dates and may have call features that allow the issuer to call the MCD prior to maturity. Certain Step Rate CDs are also subject to reinvestment risk if call provisions are exercised by the issuer and if a CD with a comparable rate is not available.							
See sales materials or contact your broker/dealer for additional information.							
<b>TIAA FSB JACKSONVILLE FLA 1.95000%</b> 11/23/2020 CD FDIC INSURED CPN PMT SEMI-ANNUAL ON MAY 21, NOV 21 Next Interest Payable: 11/21/20 Estimated Yield 1.94% Accrued Interest \$1359.18 Average Unit Cost \$1.00 Adjusted Cost Basis	87270LAW3 CASH	247,000	\$1.0044	\$248,086.80	\$4,816.50	\$247,000.00	
						\$247,000.00	D \$1,086.80
<b>ALLY BK MIDVALE UTAH CD 2.50000%</b> 02/01/2021 FDIC INSURED CPN PMT SEMI-ANNUAL ON AUG 01, FEB 01 Next Interest Payable: 02/01/21 Estimated Yield 2.47% Accrued Interest \$520.21 Average Unit Cost \$1.00 Adjusted Cost Basis	02007GAU7 CASH	245,000	\$1.01039	\$247,545.55	\$6,125.00	\$245,000.00	
						\$245,000.00	D \$2,545.55
<b>PRIME ALLIANCE BANK W CD 2.30000%</b> 03/15/2021 FDIC INSURED	74160NFW5 CASH	245,000	\$1.01206	\$247,954.70	\$5,635.00	\$245,000.00	

Fifth Third Securities, Inc.

Account carried with National Financial Services LLC, Member  
NYSE, SIPC

MN\_CEBJTWSKBBJLTQR\_BBBBB 20200831

Statement for the Period August 1, 2020 to August 31, 2020

MEDINA CITY SCHOOLS - Corporation

Account Number: [REDACTED]



**Fifth Third  
Securities**

**HOLDINGS > FIXED INCOME** *continued*

Description	Symbol/Cusip Account Type	Quantity	Estimated Price on 08/31/20	Estimated Current Market Value	Estimated Annual Income	Original/Adjusted Cost Basis	Unrealized Gain (Loss)
<b>PRIME ALLIANCE BANK W CD 2.30000%</b>	74160NFW5	<i>continued</i>					
CPN PMT MONTHLY							
Next Interest Payable: 09/13/20							
Estimated Yield 2.27%							
Accrued Interest \$293.33							
Average Unit Cost \$1.00							
Adjusted Cost Basis						\$245,000.00 D	\$2,954.70
<b>CAPITAL ONE BK USA NATL ASSN CD 2.25000%</b>	1404202B5	245,000	\$1.01184	\$247,900.80	\$5,512.50	\$243,858.30	
04/19/2021 FDIC INSURED	CASH						
CPN PMT SEMI-ANNUAL							
ON OCT 19, APR 19							
Next Interest Payable: 10/19/20							
Estimated Yield 2.22%							
Accrued Interest \$2038.87							
Average Unit Cost \$1.00							
Adjusted Cost Basis						\$243,858.30 D	\$4,042.50
<b>THIRD FED SVGS &amp;LN ASSN OF CD 2.50000%</b>	88413QBZ0	245,000	\$1.01825	\$249,471.25	\$6,125.00	\$245,000.00	
05/28/2021 FDIC INSURED	CASH						
CPN PMT SEMI-ANNUAL							
ON AUG 28, FEB 28							
Next Interest Payable: 02/28/21							
Estimated Yield 2.45%							
Accrued Interest \$67.12							
Average Unit Cost \$1.00							
Adjusted Cost Basis						\$245,000.00 D	\$4,471.25
<b>KS STATEBANK MANHATTAN KS CD 2.50000%</b>	50116CBX6	245,000	\$1.01953	\$249,784.85	\$6,125.00	\$245,000.00	
06/21/2021 FDIC INSURED	CASH						
CPN PMT MONTHLY							
Next Interest Payable: 09/21/20							
Estimated Yield 2.45%							
Accrued Interest \$184.59							
Average Unit Cost \$1.00							
Adjusted Cost Basis						\$245,000.00 D	\$4,784.85
<b>NORTHPOINTE BK GRAND RAPIDS MI CD 2.55000%</b>	666613GN8	245,000	\$1.02176	\$250,331.20	\$6,247.50	\$245,000.00	
07/19/2021 FDIC INSURED	CASH						
CPN PMT MONTHLY							
Next Interest Payable: 09/19/20							
Estimated Yield 2.49%							

Fifth Third Securities, Inc.

Account carried with National Financial Services LLC, Member  
NYSE, SIPC

MN\_CEBJTWSKBBJLTR\_BBBBB 20200831

Statement for the Period August 1, 2020 to August 31, 2020

MEDINA CITY SCHOOLS - Corporation  
Account Number: [REDACTED]



**HOLDINGS > FIXED INCOME** *continued*

Description	Symbol/Cusip Account Type	Quantity	Estimated Price on 08/31/20	Estimated Current Market Value	Estimated Annual Income	Original/Adjusted Cost Basis	Unrealized Gain (Loss)
<b>NORTHPOINTE BK GRAND RAPIDS MI CD</b>	666613GN8	<b>continued</b>					
Accrued Interest \$222.51							
Average Unit Cost \$1.00							
Adjusted Cost Basis						\$245,000.00 D	\$5,331.20
<b>CELTIC BK SALT LAKE CITY UTAH CD</b>	15118RPT8	245,000	\$1.02697	\$251,607.65	\$6,982.50	\$245,000.00	
2.85000% 08/24/2021 FDIC INSURED	CASH						
CPN PMT MONTHLY							
Next Interest Payable: 09/24/20							
Estimated Yield 2.77%							
Accrued Interest \$153.04							
Average Unit Cost \$1.00							
Adjusted Cost Basis						\$245,000.00 D	\$6,607.65
<b>FIRSTTRUST SVGS BK PA CD 2.55000%</b>	337630BJ5	245,000	\$1.02527	\$251,191.15	\$6,247.50	\$245,000.00	
09/13/2021 FDIC INSURED	CASH						
CPN PMT MONTHLY							
Next Interest Payable: 09/12/20							
Estimated Yield 2.48%							
Accrued Interest \$342.33							
Average Unit Cost \$1.00							
Adjusted Cost Basis						\$245,000.00 D	\$6,191.15
<b>MEDALLION BK UTAH CD 2.45000% 02/16/2022</b>	58404DBD2	245,000	\$1.03388	\$253,300.60	\$6,002.50	\$245,000.00	
FDIC INSURED	CASH						
CPN PMT MONTHLY							
Next Interest Payable: 09/16/20							
Estimated Yield 2.37%							
Accrued Interest \$263.12							
Average Unit Cost \$1.00							
Adjusted Cost Basis						\$245,000.00 D	\$8,300.60
<b>NORTHFIELD BK STATEN ISLAND NY CD</b>	66612ACG1	245,000	\$1.03444	\$253,437.80	\$6,002.50	\$245,000.00	
2.45000% 02/22/2022 FDIC INSURED	CASH						
CPN PMT SEMI-ANNUAL							
ON AUG 21, FEB 21							
Next Interest Payable: 02/21/21							
Estimated Yield 2.36%							
Accrued Interest \$180.90							
Average Unit Cost \$1.00							
Adjusted Cost Basis						\$245,000.00 D	\$8,437.80

Fifth Third Securities, Inc.

Account carried with National Financial Services LLC, Member  
NYSE, SIPC

MN\_CEBJTWSKBBJLTR\_BBBB 20200831



Statement for the Period August 1, 2020 to August 31, 2020

MEDINA CITY SCHOOLS - Corporation  
Account Number: [REDACTED]



**HOLDINGS > FIXED INCOME** *continued*

Description	Symbol/Cusip Account Type	Quantity	Estimated Price on 08/31/20	Estimated Current Market Value	Estimated Annual Income	Original/Adjusted Cost Basis	Unrealized Gain (Loss)
<b>WELLS FARGO NATL BK WEST LAS V CD</b> 1.85000% 12/30/2022 FDIC INSURED CPN PMT MONTHLY Next Interest Payable: 09/30/20 Estimated Yield 1.78% Accrued Interest \$24.84 Average Unit Cost \$1.00 Adjusted Cost Basis	949495AF2 CASH	245,000	\$1.03906	\$254,569.70	\$4,532.50	\$245,000.00	
						\$245,000.00 D	\$9,569.70
<b>EVERGREEN BK GROUP ILL CD 1.05000%</b> 04/17/2023 FDIC INSURED CPN PMT MONTHLY Next Interest Payable: 09/15/20 Estimated Yield 1.02% Accrued Interest \$112.48 Average Unit Cost \$1.00 Adjusted Cost Basis	300185JK2 CASH	230,000	\$1.02256	\$235,188.80	\$2,415.00	\$230,000.00	
						\$230,000.00 D	\$5,188.80
<b>FIRST SOURCE BK SOUTH BEND IND CD</b> 1.35000% 08/03/2023 FDIC INSURED CPN PMT MONTHLY Next Interest Payable: 09/03/20 Estimated Yield 1.30% Accrued Interest \$232.75 Average Unit Cost \$1.00 Adjusted Cost Basis	33646CMB7 CASH	217,000	\$1.03332	\$224,230.44	\$2,929.50	\$217,000.00	
						\$217,000.00 D	\$7,230.44
<b>CFBANK FAIRLAWN OH CD 2.80000%</b> 03/15/2024 FDIC INSURED CPN PMT MONTHLY Next Interest Payable: 09/15/20 Estimated Yield 2.57% Accrued Interest \$306.47 Average Unit Cost \$1.00 Adjusted Cost Basis	15721UCY3 CASH	235,000	\$1.0895	\$256,032.50	\$6,580.00	\$235,000.00	
						\$235,000.00 D	\$21,032.50
<b>FIRST &amp; FMRS BK PORTLAND ND CD 2.40000%</b> 05/30/2024 FDIC INSURED CPN PMT MONTHLY Next Interest Payable: 09/30/20 Estimated Yield 2.22%	31860PAL2 CASH	245,000	\$1.07908	\$264,374.60	\$5,880.00	\$245,000.00	

Fifth Third Securities, Inc.

Account carried with National Financial Services LLC, Member  
NYSE, SIPC

MN\_CEBJTWSKBBJLTKR\_BBBBB 20200831

Statement for the Period August 1, 2020 to August 31, 2020

MEDINA CITY SCHOOLS - Corporation  
Account Number: [REDACTED]



**HOLDINGS > FIXED INCOME** *continued*

Description	Symbol/Cusip Account Type	Quantity	Estimated Price on 08/31/20	Estimated Current Market Value	Estimated Annual Income	Original/Adjusted Cost Basis	Unrealized Gain (Loss)
<b>FIRST &amp; FMRS BK PORTLAND ND CD 2.40000%</b>	31860PAL2	<i>continued</i>					
Accrued Interest \$32.22							
Average Unit Cost \$1.00							
Adjusted Cost Basis						\$245,000.00 D	\$19,374.60
<b>STATE BK REESEVILLE WIS CD 2.25000%</b>	856487AX1	240,000	\$1.07472	\$257,932.80	\$5,400.00	\$240,000.00	
06/28/2024 FDIC INSURED	CASH						
CPN PMT MONTHLY							
Next Interest Payable: 09/28/20							
Estimated Yield 2.09%							
Accrued Interest \$59.18							
Average Unit Cost \$1.00							
Adjusted Cost Basis						\$240,000.00 D	\$17,932.80
<b>RAYMOND JAMES BK NATL ASSN CD 2.00000%</b>	75472RAE1	245,000	\$1.06732	\$261,493.40	\$4,900.00	\$245,000.00	
08/23/2024 FDIC INSURED	CASH						
CPN PMT SEMI-ANNUAL							
ON FEB 23, AUG 23							
Next Interest Payable: 02/23/21							
Estimated Yield 1.87%							
Accrued Interest \$120.82							
Average Unit Cost \$1.00							
Adjusted Cost Basis						\$245,000.00 D	\$16,493.40
<b>Total CDs</b>		<b>4,354,000</b>		<b>\$4,504,434.59</b>	<b>\$98,458.50</b>	<b>\$4,352,858.30</b>	<b>\$151,576.29</b>
<b>Municipal Bonds</b>							
<b>WAYNE CNTY OHIO GO LTD TAX BANS</b>	945880ET5	1,000,000	\$100.867	\$1,008,670.00		\$1,009,440.00	(\$770.00)
01.50000% 06/03/2021	CASH						
LIMITED GEN OBLIG							
BANK QUALIFIED							
CPN PMT @ MATURITY							
ON JUN 03							
1ST CPN DTE 06/03/2021							
Accrued Interest \$3666.67							
Average Unit Cost \$100.94							
<b>WASHINGTON OHIO LOC SCH DIST LUCAS CNTY</b>	939483FL2	740,000	\$105.807	\$782,971.80	\$37,000.00	\$776,186.00	
05.00000% 12/01/2021 FACS CONSTR IMPT GO	CASH						
UNLTD TAX BDS SER. 2020 A							
OH SCH DST CR ENH PG							
UNLIMITED GEN OBLIG							

Fifth Third Securities, Inc.

Account carried with National Financial Services LLC, Member  
NYSE, SIPC

MN\_CEBJTWSKBBJLTKR\_BBBBB 20200831

Statement for the Period August 1, 2020 to August 31, 2020

MEDINA CITY SCHOOLS - Corporation  
Account Number: [REDACTED]



**HOLDINGS > FIXED INCOME** *continued*

Description	Symbol/Cusip Account Type	Quantity	Estimated Price on 08/31/20	Estimated Current Market Value	Estimated Annual Income	Original/Adjusted Cost Basis	Unrealized Gain (Loss)
<b>WASHINGTON OHIO LOC SCH DIST LUCAS CNTY</b>	939483FL2	<b>continued</b>					
MOODY'S Aa2							
CPN PMT SEMI-ANNUAL							
ON DEC 01, JUN 01							
1ST CPN DTE 12/01/2020							
Next Interest Payable: 12/01/20							
Accrued Interest \$15416.67							
Average Unit Cost \$103.67							
Adjusted Cost Basis						\$767,194.00 D	\$15,777.80
<b>WASHINGTON OHIO LOC SCH DIST LUCAS CNTY</b>	939483FM0	775,000	\$110.209	\$854,119.75	\$38,750.00	\$835,054.75	
05.00000% 12/01/2022 FACS CONSTR IMPT GO	CASH						
UNLTD TAX BDS SER. 2020 A							
OH SCH DST CR ENH PG							
UNLIMITED GEN OBLIG							
MOODY'S Aa2							
CPN PMT SEMI-ANNUAL							
ON DEC 01, JUN 01							
1ST CPN DTE 12/01/2020							
Next Interest Payable: 12/01/20							
Accrued Interest \$16145.83							
Average Unit Cost \$106.56							
Adjusted Cost Basis						\$825,817.35 D	\$28,302.40
<b>Total Municipal Bonds</b>		<b>2,515,000</b>		<b>\$2,645,761.55</b>	<b>\$75,750.00</b>	<b>\$2,602,451.35</b>	<b>\$43,310.20</b>
<b>U.S. Treasury / Agency Securities</b>							
<b>FEDERAL FARM CR BKS BOND 0.42000%</b>	3133ELV68	750,000	\$99.876	\$749,070.00	\$3,150.00	\$750,000.00	
10/16/2023	CASH						
MOODY'S Aaa /S&P AA+							
CPN PMT SEMI-ANNUAL							
ON OCT 16, APR 16							
1ST CPN DTE 10/16/2020							
Next Interest Payable: 10/16/20							
CONTINUOUSLY CALLABLE FROM 10/16/2020							
CALLABLE ON 10/16/2020 @ 100.0000							
Accrued Interest \$393.75							
Average Unit Cost \$100.00							
Adjusted Cost Basis						\$750,000.00 D	(\$930.00)
<b>FEDERAL FARM CR BKS BOND 1.89000%</b>	3133ELBF0	650,000	\$100.368	\$652,392.00	\$12,285.00	\$650,000.00	

Fifth Third Securities, Inc.

Account carried with National Financial Services LLC, Member  
NYSE, SIPC

MN\_CEBJTWSKBBJLTKR\_BBBBB 20200831

Statement for the Period August 1, 2020 to August 31, 2020

MEDINA CITY SCHOOLS - Corporation

Account Number: [REDACTED]



**Fifth Third  
Securities**

**HOLDINGS > FIXED INCOME** *continued*

Description	Symbol/Cusip Account Type	Quantity	Estimated Price on 08/31/20	Estimated Current Market Value	Estimated Annual Income	Original/Adjusted Cost Basis	Unrealized Gain (Loss)
<b>FEDERAL FARM CR BKS BOND 1.89000%</b> 11/27/2024 MOODY'S Aaa /S&P AA+ CPN PMT SEMI-ANNUAL ON MAY 27, NOV 27 Next Interest Payable: 11/27/20 CONTINUOUSLY CALLABLE FROM 11/27/2020 CALLABLE ON 11/27/2020 @ 100.0000 Accrued Interest \$3207.75 Average Unit Cost \$100.00 Adjusted Cost Basis	3133ELBF0 CASH	<i>continued</i>				\$650,000.00 D	\$2,392.00
<b>FEDERAL FARM CR BKS BOND 0.61000%</b> 08/25/2025 MOODY'S Aaa /S&P AA+ CPN PMT SEMI-ANNUAL ON FEB 25, AUG 25 1ST CPN DTE 02/25/2021 Next Interest Payable: 02/25/21 CONTINUOUSLY CALLABLE FROM 02/25/2021 CALLABLE ON 02/25/2021 @ 100.0000 Accrued Interest \$118.61 Average Unit Cost \$100.00 Adjusted Cost Basis	3133EL4W1 CASH	1,000,000	\$99.894	\$998,940.00	\$6,100.00	\$1,000,000.00 D	(\$1,060.00)
<b>Total U.S. Treasury / Agency Securities</b>		2,400,000		\$2,400,402.00	\$21,535.00	\$2,400,000.00	\$402.00
<b>Total Fixed Income</b>		9,269,000		\$9,550,598.14	\$195,743.50	\$9,355,309.65	\$195,288.49
<b>Total Securities</b>				\$9,550,598.14	\$195,743.50	\$9,355,309.65	\$195,288.49
<b>TOTAL PORTFOLIO VALUE</b>				\$10,327,446.82	\$195,743.50	\$9,355,309.65	\$195,288.49

Fifth Third Securities, Inc.

MN\_CEBJTWSKBBJLTKR\_BBBBBB 20200831

Account carried with National Financial Services LLC, Member  
NYSE, SIPC

Statement for the Period August 1, 2020 to August 31, 2020

MEDINA CITY SCHOOLS - Corporation  
Account Number: [REDACTED]



## Activity

NFS-provided cost basis, realized gain (loss) and holding period information may not reflect all adjustments necessary for tax purposes. Please refer to Footnotes and Cost Basis Information at the end of this statement for more information.

### PURCHASES, SALES, AND REDEMPTIONS

Settlement Date	Account Type	Transaction	Description	Quantity	Amount	Total Cost Basis	Realized Gain (Loss)
<b>Securities Purchased</b>							
08/25/20	CASH	YOU BOUGHT	FEDERAL FARM CR BKS BOND 0.61000% 08/25/2025 PROSPECTUS UNDER SEPARATE COVER SOLICITED ORDER @ 100	1,000,000	(\$1,000,000.00)	\$1,000,000.00	
<b>Total Securities Purchased</b>					<b>(\$1,000,000.00)</b>		
<b>Redemptions</b>							
08/21/20	CASH	REDEEMED	POPPY BK SANTA ROSA CALIF CD 1.95000% 08/21/2024 FULL CALL PAYOUT #REOR R0062980450000 Adjusted Cost Basis	(245,000)	\$245,000.00	\$245,000.00	
						\$245,000.00	D
08/28/20	CASH	REDEEMED	CONGRESSIONAL BK POTOMAC MD CD 1.75000% 02/28/2025 FULL CALL PAYOUT #REOR R0062910840000 Adjusted Cost Basis	(245,000)	\$245,000.00	\$245,000.00	
						\$245,000.00	D
<b>Total Redemptions</b>					<b>\$490,000.00</b>		

### ACTIVITY > CORE FUND ACTIVITY

For more information about the operation of your core account, please refer to your Customer Agreement.

Settlement Date	Account Type	Transaction	Description	Quantity	Amount
08/03/20	CASH	YOU BOUGHT	FEDERATED HERMES GOVT OBLIGATIONS IS @ 1	3,124.6	(\$3,124.60)
08/12/20	CASH	YOU BOUGHT	FEDERATED HERMES GOVT OBLIGATIONS IS @ 1	530.61	(\$530.61)

Fifth Third Securities, Inc.

Account carried with National Financial Services LLC, Member  
NYSE, SIPC

MN\_CEBJTWSKBBJLTKR\_BBBBB 20200831

Statement for the Period August 1, 2020 to August 31, 2020

MEDINA CITY SCHOOLS - Corporation

Account Number: [REDACTED]



ACTIVITY > CORE FUND ACTIVITY *continued*

Settlement Date	Account Type	Transaction	Description	Quantity	Amount
08/13/20	CASH	YOU BOUGHT	FEDERATED HERMES GOVT OBLIGATIONS IS @ 1	478.59	(\$478.59)
08/17/20	CASH	YOU BOUGHT	FEDERATED HERMES GOVT OBLIGATIONS IS @ 1	1,273.76	(\$1,273.76)
08/19/20	CASH	YOU BOUGHT	FEDERATED HERMES GOVT OBLIGATIONS IS @ 1	530.61	(\$530.61)
08/21/20	CASH	YOU BOUGHT	FEDERATED HERMES GOVT OBLIGATIONS IS @ 1	248,919	(\$248,919.00)
08/24/20	CASH	YOU BOUGHT	FEDERATED HERMES GOVT OBLIGATIONS IS @ 1	3,036.32	(\$3,036.32)
08/25/20	CASH	YOU SOLD	FEDERATED HERMES GOVT OBLIGATIONS IS @ 1	(1,000,000)	\$1,000,000.00
08/28/20	CASH	YOU BOUGHT	FEDERATED HERMES GOVT OBLIGATIONS IS @ 1	248,876.88	(\$248,876.88)
08/31/20	CASH	YOU SOLD	FEDERATED HERMES GOVT OBLIGATIONS IS @ 1	(16,770.37)	\$16,770.37
<b>TOTAL CORE FUND ACTIVITY</b>					<b>\$510,000.00</b>

ACTIVITY > ADDITIONS AND WITHDRAWALS > OTHER ADDITIONS AND WITHDRAWALS

Date	Account Type	Transaction	Description	Quantity	Amount
<b>Other Additions and Withdrawals</b>					
08/31/20	CASH	WIRE TRANS TO BANK	WD61499211 THE HUNTINGTON NATIONAL BANK [REDACTED]		(\$17,654.72)
<b>Total Other Additions and Withdrawals</b>					<b>(\$17,654.72)</b>

Fifth Third Securities, Inc.

MN\_CEBJTWSKBBLTKR\_BBBBB 20200831

Account carried with National Financial Services LLC, Member NYSE, SIPC

Statement for the Period August 1, 2020 to August 31, 2020

MEDINA CITY SCHOOLS - Corporation  
Account Number: [REDACTED]



ACTIVITY *continued*

	Amount
<b>TOTAL ADDITIONS AND WITHDRAWALS</b>	<b>(\$17,654.72)</b>

ACTIVITY > INCOME > TAXABLE INCOME

Settlement Date	Account Type	Transaction	Description	Quantity	Amount
<b>Taxable Dividends</b>					
07/31/20	CASH	DIVIDEND RECEIVED	FEDERATED HERMES GOVT OBLIGATIONS IS DIVIDEND RECEIVED		\$70.49
<b>Total Taxable Dividends</b>					<b>\$70.49</b>
<b>Taxable Interest</b>					
08/01/20	CASH	INTEREST	ALLY BK MIDVALE UTAH CD 2.50000% 02/01/2021		\$3,054.11
08/12/20	CASH	INTEREST	FIRSTTRUST SVGS BK PA CD 2.55000% 09/13/2021		\$530.61
08/13/20	CASH	INTEREST	PRIME ALLIANCE BANK W CD 2.30000% 03/15/2021		\$478.59
08/15/20	CASH	INTEREST	CFBANK FAIRLAWN OH CD 2.80000% 03/15/2024		\$558.85
08/15/20	CASH	INTEREST	EVERGREEN BK GROUP ILL CD 1.05000% 04/17/2023		\$205.11
08/16/20	CASH	INTEREST	MEDALLION BK UTAH CD 2.45000% 02/16/2022		\$509.80
08/19/20	CASH	INTEREST	NORTHPOINTE BK GRAND RAPIDS MI CD 2.55000% 07/19/2021		\$530.61
08/21/20	CASH	INTEREST	KS STATEBANK MANHATTAN KS CD 2.50000% 06/21/2021		\$520.21
08/21/20	CASH	INTEREST	NORTHFIELD BK STATEN ISLAND NY CD 2.45000% 02/22/2022		\$2,993.03

Fifth Third Securities, Inc.

MN\_CEBJTWSKBBJLTR\_BBBBB 20200831

Account carried with National Financial Services LLC, Member NYSE, SIPC



Statement for the Period August 1, 2020 to August 31, 2020

MEDINA CITY SCHOOLS - Corporation  
Account Number: [REDACTED]



ACTIVITY > INCOME > TAXABLE INCOME *continued*

Settlement Date	Account Type	Transaction	Description	Quantity	Amount
08/21/20	CASH	INTEREST	POPPY BK SANTA ROSA CALIF CD 1.95000% 08/21/2024		\$405.76
08/23/20	CASH	INTEREST	RAYMOND JAMES BK NATL ASSN CD 2.00000% 08/23/2024		\$2,443.29
08/24/20	CASH	INTEREST	CELTIC BK SALT LAKE CITY UTAH CD 2.85000% 08/24/2021		\$593.03
08/28/20	CASH	INTEREST	CONGRESSIONAL BK POTOMAC MD CD 1.75000% 02/28/2025		\$364.14
08/28/20	CASH	INTEREST	STATE BK REESEVILLE WIS CD 2.25000% 06/28/2024		\$458.63
08/28/20	CASH	INTEREST	THIRD FED SVGS & LN ASSN OF CD 2.50000% 05/28/2021		\$3,054.11
08/30/20	CASH	INTEREST	FIRST & FMRS BK PORTLAND ND CD 2.40000% 05/30/2024		\$499.40
08/30/20	CASH	INTEREST	WELLS FARGO NATL BK WEST LAS V CD 1.85000% 12/30/2022		\$384.95
<b>Total Taxable Interest</b>					<b>\$17,584.23</b>
<b>Total Taxable Income</b>					<b>\$17,654.72</b>
<b>TOTAL INCOME</b>					<b>\$17,654.72</b>

Fifth Third Securities, Inc.

MN\_CEBJTWSKBBJLTKR\_BBBBB 20200831

Account carried with National Financial Services LLC, Member  
NYSE, SIPC

# Brokerage

## Account Statement

August 1, 2020 - August 31, 2020

Account Number: [REDACTED]

MEDINA CITY SCHOOLS  
739 WEYMOUTH RD  
MEDINA OH 44256-2037

### Portfolio at a Glance

	This Period
<b>BEGINNING ACCOUNT VALUE</b>	<b>\$15,778,352.52</b>
Withdrawals (Cash & Securities)	-1,019,135.31
Dividends, Interest and Other Income	24,150.31
<b>Net Change in Portfolio<sup>1</sup></b>	<b>-9,020.63</b>
<b>ENDING ACCOUNT VALUE</b>	<b>\$14,774,346.89</b>
Estimated Annual Income	\$242,814.50

<sup>1</sup> Net Change in Portfolio is the difference between the ending account value and beginning account value after activity.

### Asset Summary

Percent	Asset Type	Last Period	This Period
1%	Cash, Money Funds, and Bank Deposits	8,632.29	3,647.29
99%	Fixed Income	15,769,720.23	14,770,699.60
100%	<b>Account Total</b>	<b>\$15,778,352.52</b>	<b>\$14,774,346.89</b>

Please review your allocation periodically with your Account Executive.

### Client Service Information

**Your Account Executive:** ATT  
ANDREW CARDINALI**Contact Information****E-Mail Address:**  
customerservice@mbssecurities.com**Client Service Information****Service Hours:** Weekdays 09:00 a.m. - 05:00 p.m. (EST)  
**Client Service Telephone Number:** (800) 967-9045  
**Web Site:** WWW.MBSSECURITIES.COM

## Your Account Information

### INVESTMENT OBJECTIVE

Investment Objective: NONE SPECIFIED

Please discuss your investment objective with your Account Executive.

### TAX LOT DEFAULT DISPOSITION METHOD

Default Method for Mutual Funds: First In First Out

Default Method for Stocks in a Dividend Reinvestment Plan: First In First Out

Default Method for all Other Securities: First In First Out

### BOND AMORTIZATION ELECTIONS

Amortize premium on taxable bonds based on Constant Yield Method: Yes

Accrual market discount method for all other bond types: Constant Yield Method

Include market discount in income annually: No

### ELECTRONIC DELIVERY

Your electronic delivery selections for account communications are listed below:

#### Electronic Delivery

##### Enrollment Communication

- ☒ Statements and Reports
- ☒ Trade Confirmations
- ☒ Tax Documents
- ☒ Notifications
- ☒ Prospectus
- ☒ Proxy/Shareholder Communications

You have not enrolled any of the above documents for electronic delivery. Please log in to your account or contact your Account Executive to make any changes to your electronic delivery preferences.

## Income and Expense Summary

	Current Period		Year-to-Date	
	Taxable	Non Taxable	Taxable	Non Taxable
<b>Interest Income</b>				
Other Interest	24,150.31	0.00	221,248.60	0.00
<b>Total Income</b>	<b>\$24,150.31</b>	<b>\$0.00</b>	<b>\$221,248.60</b>	<b>\$0.00</b>

## Accrued Interest Summary

	Current Period		Year-to-Date	
	Taxable	Non Taxable	Taxable	Non Taxable
<b>Accrued Interest Paid</b>				
Certificates of Deposit	0.00	0.00	-67.21	0.00
<b>Total Accrued Interest Paid</b>	<b>\$0.00</b>	<b>\$0.00</b>	<b>-\$67.21</b>	<b>\$0.00</b>



August 1, 2020 - August 31, 2020  
 MEDINA CITY SCHOOLS

## Portfolio Holdings

Description	Quantity	Opening Balance	Closing Balance	Accrued Income	30-Day Yield
<b>CASH, MONEY FUNDS AND BANK DEPOSITS 1.00% of Portfolio</b>					
<b>Cash Balance</b>		8,632.29	3,647.29		
<b>TOTAL CASH, MONEY FUNDS AND BANK DEPOSITS</b>		<b>\$8,632.29</b>	<b>\$3,647.29</b>	<b>\$0.00</b>	

Description	Quantity	Market Price	Market Value	Accrued Interest	Estimated Annual Income	Estimated Yield
<b>FIXED INCOME 99.00% of Portfolio (In Maturity Date Sequence)</b>						
<b>Certificates of Deposit</b>						
*ORIENTAL BK BROKERED INSTL CTF DEP 2.800% 09/14/20 DTD 09/12/18 ACT/365 1ST CPN DTE 03/12/19 Security Identifier: 68621KCC3	246,000.000	100.1070	246,263.22	3,245.85	6,888.00	2.79%
*CONNECTONE BK ENGLEWOOD CLIFFS N J CTF DEP 2.800% 09/18/20 DTD 09/19/18 ACT/365 Security Identifier: 20786ACJ2	248,000.000	100.1380	248,342.24	228.30	6,944.00	2.79%
*BARCLAYS BK DEL RETAIL CTF DEP 3A2 INSTL CTF DEP 1.950% 09/21/20 DTD 09/20/17 ACT/365 Security Identifier: 06740KKU0	247,000.000	100.1110	247,274.17	2,164.13	4,816.50	1.94%
MAIN STR BK BINGHAM FARMS MI CTF DEP 2.900% 10/05/20 DTD 10/04/18 ACT/365 1ST CPN DTE 11/04/18 Security Identifier: 56035BBN5	248,000.000	100.2770	248,686.96	532.01	7,192.00	2.89%
WEX BK MIDVALE UTAH CTF DEP 2.000% 10/19/20 DTD 10/18/17 ACT/365 1ST CPN DTE 04/18/18 Security Identifier: 92937CGB8	247,000.000	100.2650	247,654.55	1,827.12	4,940.00	1.99%
GOLDMAN SACHS BK USA NEW YORK CTF DEP 2.050% 11/23/20 DTD 11/22/17 ACT/365 1ST CPN DTE 05/22/18 Security Identifier: 38148PTD9	247,000.000	100.4630	248,143.61	1,401.13	5,063.50	2.04%
MERCANTIL BK NATL ASSN CORAL GABLES FLA CTF DEP 2.200% 12/29/20 DTD 12/29/17 ACT/365 Security Identifier: 58733AES4	248,000.000	100.7040	249,745.92	29.90	5,456.00	2.18%
DISCOVER BK GREENWOOD DEL CTF DEP 2.500% 02/01/21 DTD 01/31/18 ACT/365 Security Identifier: 254673LX2	246,000.000	101.0390	248,555.94	522.33	6,150.00	2.47%
FIRST NATL BK MCGREGOR TEX CTF DEP 2.650% 02/01/21 DTD 01/31/19 ACT/365 1ST CPN DTE 02/28/19 Security Identifier: 32112UCU3	245,000.000	101.0810	247,648.45	0.00	6,492.50	2.62%

**Portfolio Holdings (continued)**

Description	Quantity	Market Price	Market Value	Accrued Interest	Estimated Annual Income	Estimated Yield
<b>FIXED INCOME (continued)</b>						
<b>Certificates of Deposit (continued)</b>						
CAPITAL BK N A ROCKVILLE MD CTF DEP 2.600% 03/12/21 DTD 03/13/19 ACT/365 1ST CPN DTE 04/13/19 Security Identifier: 139805AQ8	248,000.000	101.3330	251,305.84	317.98	6,448.00	2.56%
CITIBANK NATL ASSN SIOUX FALLS S D CTF DEP 2.700% 03/29/21 DTD 03/29/18 ACT/365 Security Identifier: 17312QH77	246,000.000	101.5240	249,749.04	2,820.58	6,642.00	2.65%
SYNCHRONY BK RETAIL CTF DEP FIDELITY INSTL CTF DEP 2.700% 04/13/21 DTD 04/13/18 ACT/365 Security Identifier: 87165FUN2	246,000.000	101.6260	249,999.96	2,547.62	6,642.00	2.65%
TOWNEBANK PORTSMOUTH VA CTF DEP 2.800% 04/30/21 DTD 04/30/18 ACT/365 1ST CPN DTE 10/30/18 Security Identifier: 89214PBL2	246,000.000	101.8160	250,467.36	2,321.16	6,888.00	2.75%
FEDERAL SVGS BK CHICAGO IL CTF DEP 2.500% 05/28/21 DTD 05/30/19 ACT/365 1ST CPN DTE 06/30/19 Security Identifier: 313812DA4	248,000.000	101.8050	252,476.40	0.00	6,200.00	2.45%
CTBC BK CORP USA LOS ANGELES CALIF CTF DEP 3.000% 06/15/21 DTD 06/15/18 ACT/365 Security Identifier: 12651HAB5	246,000.000	102.3180	251,702.28	1,556.88	7,380.00	2.93%
HERITAGE BK HOPKINSVILLE KY CTF DEP 3.000% 06/21/21 DTD 06/19/18 ACT/365 Security Identifier: 42724JEG6	248,000.000	102.3570	253,845.36	244.60	7,440.00	2.93%
CHIPPEWA VY BK WINTER WIS CTF DEP 3.000% 07/06/21 DTD 07/06/18 ACT/365 1ST CPN DTE 08/06/18 Security Identifier: 169894AP7	248,000.000	102.4740	254,135.52	509.59	7,440.00	2.92%
BMW BK NORTH AMER SALT LAKE CITY UTAH CTF DEP 3.000% 07/13/21 DTD 07/13/18 ACT/365 Security Identifier: 05580ANK6	246,000.000	102.5440	252,258.24	990.74	7,380.00	2.92%
MORGAN STANLEY PRIVATE BK NATL ASSN PUR N Y CTF DEP 2.100% 08/09/21 DTD 08/08/19 ACT/365 Security Identifier: 61760AS83	248,000.000	101.8980	252,707.04	328.18	5,208.00	2.06%
MAIN STR BK CORP WHEELING WV CTF DEP 2.950% 02/01/22 DTD 02/01/19 ACT/365 1ST CPN DTE 05/01/19 Security Identifier: 56034WASO	248,000.000	104.0110	257,947.28	601.32	7,316.00	2.83%
UBS BK USA SALT LAKE CITY UT CTF DEP 1.000% 03/11/22 B/E DTD 03/11/20 ACT/365 1ST CPN DTE 04/11/20 Security Identifier: 90348JSW1	248,000.000	101.3280	251,293.44	135.89	2,480.00	0.98%
PINNACLE BK NASHVILLE TENN CTF DEP ACT/365 1.000% 05/06/22 B/E DTD 05/06/20 ACT/365 Security Identifier: 72345SKR1	248,000.000	101.4500	251,596.00	794.96	2,480.00	0.98%



August 1, 2020 - August 31, 2020  
MEDINA CITY SCHOOLS

**Portfolio Holdings (continued)**

Description	Quantity	Market Price	Market Value	Accrued Interest	Estimated Annual Income	Estimated Yield
<b>FIXED INCOME (continued)</b>						
<b>Certificates of Deposit (continued)</b>						
DELTA NATL BK & TR CO NEW YORK NY CTF DEP 1.100% 08/03/22 B/E DTD 03/30/20 ACT/365 Security Identifier: 24773RBM6	91,000.000	101.8320	92,667.12	422.34	1,001.00	1.08%
CAPITAL ONE NATL ASSN MCLEAN VA CTF DEP 2.050% 08/15/22 DTD 08/14/19 ACT/365 Security Identifier: 14042RMX6	248,000.000	103.7280	257,245.44	236.79	5,084.00	1.97%
LAKELAND BK NFLD N J CTF DEP 1.100% 09/30/22 B/E DTD 03/30/20 ACT/365 1ST CPN DTE 09/30/20 Security Identifier: 511640AX2	248,000.000	101.9590	252,858.32	1,150.99	2,728.00	1.07%
SYNOVUS BK COLUMBUS GA CTF DEP 1.400% 10/17/22 B/E DTD 04/17/20 ACT/365 1ST CPN DTE 10/17/20 Security Identifier: 87164DRV4	248,000.000	102.6350	254,534.80	1,293.68	3,472.00	1.36%
SALLIE MAE BK SALT LAKE CITY UT CTF DEP 2.650% 01/31/23 DTD 01/31/18 ACT/365 1ST CPN DTE 07/31/18 Security Identifier: 795450J71	246,000.000	105.9800	260,710.80	553.67	6,519.00	2.50%
EAGLEBANK BETHESDA MD CTF DEP 1.650% 03/06/23 DTD 03/06/20 ACT/365 1ST CPN DTE 04/06/20 Security Identifier: 27002YEV4	248,000.000	103.6830	257,133.84	280.27	4,092.00	1.59%
LIVE OAK BKG CO WILMINGTON N C CTF DEP 1.550% 03/06/23 DTD 03/06/20 ACT/365 Security Identifier: 538036JZ8	100,000.000	103.4320	103,432.00	127.40	1,550.00	1.49%
FLORIDA CAP BK NATL ASSN JACKSONVILLE FLA CTF DEP 1.150% 03/27/23 B/E DTD 03/26/20 ACT/365 Security Identifier: 340569GV8	248,000.000	102.4750	254,138.00	31.25	2,852.00	1.12%
AMERICAN EXPRESS NATL BK BROKED INTL CTF DEP PROGRAM INSTL CTF DEP 1.450% 03/31/23 B/E DTD 03/31/20 Security Identifier: 02589AB50	248,000.000	103.2530	256,067.44	1,507.36	3,596.00	1.40%
BANK LEUMI USA NEW YORK N Y CTF DEP 1.450% 03/31/23 B/E DTD 03/31/20 ACT/365 1ST CPN DTE 09/30/20 Security Identifier: 063248KR8	248,000.000	103.2530	256,067.44	1,507.36	3,596.00	1.40%
NORTHSTAR BK BAD AXE MICH CTF DEP 1.150% 03/31/23 B/E DTD 03/31/20 ACT/365 1ST CPN DTE 04/30/20 Security Identifier: 66704MEQ0	248,000.000	102.4810	254,152.88	0.00	2,852.00	1.12%



## Portfolio Holdings (continued)

Description	Quantity	Market Price	Market Value	Accrued Interest	Estimated Annual Income	Estimated Yield
<b>FIXED INCOME (continued)</b>						
<b>Certificates of Deposit (continued)</b>						
FIRST NATL BK OF MICH KALAMAZOO CTF DEP 1.250% 04/10/23 B/E DTD 04/09/20 ACT/365 Security Identifier: 32114VBZ9	247,000.000	100.7090	248,751.23	186.10	3,087.50	1.24%
BMO HARRIS BK NATL ASSN CHICAGO ILL CTF DEP 0.600% 06/26/23 B/E DTD 06/26/20 ACT/365 Security Identifier: 05600XAA8	246,000.000	100.0360	246,088.56	266.89	1,476.00	0.59%
INVESTORS CMNTY BK MANITOWOC WIS CTF DEP 0.400% 06/26/23 B/E DTD 06/24/20 ACT/365 Security Identifier: 46147UUC2	246,000.000	100.0220	246,054.12	18.87	984.00	0.39%
GREAT SOUTHN BK REEDS SPRINGS MO CTF DEP 1.700% 08/21/23 DTD 02/21/20 ACT/365 Security Identifier: 39120VSS4	248,000.000	100.0900	248,223.20	115.51	4,216.00	1.69%
LIVE OAK BKG CO WILMINGTON N C CTF DEP 1.600% 09/06/23 DTD 03/06/20 ACT/365 Security Identifier: 538036KB9	147,000.000	104.1690	153,128.43	193.32	2,352.00	1.53%
NICOLET NATL BK GREENBAY WIS CTF DEP ACT/365 1.100% 09/27/23 B/E DTD 03/27/20 ACT/365 Security Identifier: 654062JG4	248,000.000	100.5940	249,473.12	29.90	2,728.00	1.09%
BANKWEST INC PIERRE S D CTF DEP 1.250% 10/24/23 B/E DTD 04/24/20 ACT/365 1ST CPN DTE 05/15/20 Security Identifier: 06652CHH7	248,000.000	103.2160	255,975.68	135.89	3,100.00	1.21%
DELTA NATL BK & TR CO NEW YORK NY CTF DEP 1.200% 03/04/24 B/E DTD 03/31/20 ACT/365 Security Identifier: 24773RBN4	141,000.000	103.2950	145,645.95	709.25	1,692.00	1.16%
PREFERRED BK LOS ANGELES CALIF CTF DEP 1.100% 03/27/24 DTD 03/27/20 ACT/365 Security Identifier: 740367KG1	227,000.000	102.9740	233,750.98	27.36	2,497.00	1.06%
PACIFIC WESTN BK BEVERLY HILLS CALIF CTF DEP 1.300% 04/16/24 B/E DTD 04/16/20 ACT/365 Security Identifier: 69506YRH4	248,000.000	103.7200	257,225.60	1,210.10	3,224.00	1.25%
CENTERSTATE BK FLA NA WINTERHAVEN FL CTF DEP 1.050% 04/30/24 B/E DTD 04/30/20 ACT/365 Security Identifier: 15201QDH7	248,000.000	102.8350	255,030.80	877.51	2,604.00	1.02%
TEXAS EXCHANGE BK SSB CROWLEY CTF DEP 0.850% 05/20/24 B/E DTD 05/20/20 ACT/365 CALLABLE 09/20/20 Security Identifier: 88241THFO	248,000.000	100.0420	248,104.16	63.53	2,108.00	0.84%
LINCOLN SVGS BK REINBECK IOWA CTF DEP CT/365 0.600% 06/24/24 B/E DTD 06/24/20 ACT/365 Security Identifier: 534732AV4	248,000.000	100.0350	248,086.80	28.54	1,488.00	0.59%

August 1, 2020 - August 31, 2020  
MEDINA CITY SCHOOLS

**Portfolio Holdings (continued)**

Description	Quantity	Market Price	Market Value	Accrued Interest	Estimated Annual Income	Estimated Yield
<b>FIXED INCOME (continued)</b>						
<b>Certificates of Deposit (continued)</b>						
FIRST KEYSTONE CMNTY BK BERWICK PA CTF DEP 0.600% 06/28/24 B/E DTD 06/30/20 ACT/365 Security Identifier: 32065RAK1	248,000.000	100.0450	248,111.60	4.08	1,488.00	0.59%
FLAGSTAR BK FSB TROY MICH CTF DEP 0.500% 07/17/24 B/E DTD 07/17/20 ACT/365 1ST CPN DTE 01/17/21 Security Identifier: 33847E3V7	248,000.000	100.8040	249,993.92	152.88	1,240.00	0.49%
COMMERCE BK GENEVA MINN CTF DEP 1.900% 09/03/24 DTD 09/03/19 ACT/365 CALLABLE 09/03/20 Security Identifier: 20056QSB0	248,000.000	100.0150	248,037.20	1,936.44	4,712.00	1.89%
FIRST NATL BK SYRACUSE JOHNSON KANS CTF DEP 1.950% 09/18/24 DTD 09/18/19 ACT/365 Security Identifier: 334342CF7	248,000.000	100.0890	248,220.72	172.24	4,836.00	1.94%
HSBC BK USA NATL ASSOCIATION INSTL CTF DEP PROGRAM 2.125% 11/04/24 DTD 11/04/19 ACT/365 Security Identifier: 44329MBF9	248,000.000	100.3460	248,858.08	1,718.16	5,270.00	2.11%
FIRST NATL BK AMER EAST LANSING MICH CTF DEP 1.900% 12/13/24 DTD 12/13/19 ACT/365 Security Identifier: 32110YNL5	248,000.000	100.5230	249,297.04	232.37	4,712.00	1.89%
COMMERCIAL BK WEST LIBERTY KY CTF DEP 1.100% 03/17/25 DTD 03/17/20 ACT/365 CALLABLE 09/17/20 Security Identifier: 201525AC6	248,000.000	100.0460	248,114.08	104.64	2,728.00	1.09%
DRAKE BK ST PAUL MINN CTF DEP 1.100% 03/20/25 DTD 03/20/20 ACT/365 CALLABLE 09/20/20 Security Identifier: 26144KAH0	248,000.000	100.0580	248,143.84	82.21	2,728.00	1.09%
FIRST OKLA BK JENKS CTF DEP 0.950% 05/15/25 B/E DTD 05/15/20 ACT/365 CALLABLE 09/15/20 Security Identifier: 335857BX5	245,000.000	100.0350	245,085.75	102.03	2,327.50	0.94%
SOUTHERN BANCORP BK ARKADDELPHIA ARK CTF DEP 0.650% 06/24/25 B/E DTD 06/24/20 ACT/365 Security Identifier: 84223QAL1	248,000.000	100.0380	248,094.24	30.92	1,612.00	0.64%
STATE BK INDIA CHICAGO ILL CTF DEP 0.950% 07/10/25 B/E DTD 07/10/20 ACT/365 1ST CPN DTE 01/10/21 Security Identifier: 856283P26	246,000.000	102.7160	252,681.36	332.94	2,337.00	0.92%



## Portfolio Holdings (continued)

Description	Quantity	Market Price	Market Value	Accrued Interest	Estimated Annual Income	Estimated Yield
<b>FIXED INCOME (continued)</b>						
<b>Certificates of Deposit (continued)</b>						
BANK BARODA NEW YORK BRH CTF DEP 0.650% 07/22/25 B/E DTD 07/22/20 ACT/365 1ST CPN DTE 01/22/21 Security Identifier: 06063HMT7	246,000.000	101.2640	249,109.44	175.23	1,599.00	0.64%
<b>Total Certificates of Deposit</b>	13,816,000.000		\$14,030,092.80	\$39,138.29	\$238,374.50	
<b>U.S. Government Bonds</b>						
FEDERAL FARM CR BKS CONS SYSTEMWIDE BDS 0.600% 07/02/24 B/E DTD 07/02/20 CALLABLE 10/02/20 @ 100.000 Moody Rating Aaa S & P Rating AA+ Security Identifier: 3133ELR55 Price Estimated as of: 08/26/20	740,000.000	100.0820	740,606.80	727.67	4,440.00	0.59%
<b>Total U.S. Government Bonds</b>	740,000.000		\$740,606.80	\$727.67	\$4,440.00	
<b>TOTAL FIXED INCOME</b>	14,556,000.000		\$14,770,699.60	\$39,865.96	\$242,814.50	
<b>Total Portfolio Holdings</b>						
			<b>Market Value</b>	<b>Accrued Interest</b>	<b>Estimated Annual Income</b>	
			<b>\$14,774,346.89</b>	<b>\$39,865.96</b>	<b>\$242,814.50</b>	

<sup>1</sup> This bond is maturing.

## Portfolio Holdings Disclosures

### Pricing

This section includes the net market value of the securities in your account on a settlement date basis, including short positions, at the close of the statement period. The market prices, unless otherwise noted, have been obtained from independent vendor services, which we believe to be reliable. Market prices do not constitute a bid or an offer, and may differ from the actual sale price. Securities for which a price is not available are marked "N/A" and are omitted from the Total. THE AS OF PRICE DATE ONLY APPEARS WHEN THE PRICE DATE DOES NOT EQUAL THE STATEMENT DATE.

### Estimated Annual Figures

The estimated annual income (EAI) and estimated annual yield (EAY) figures are estimates and for informational purposes only. These figures are not considered to be a forecast or guarantee of future results. These figures are computed using information from providers believed to be reliable; however, no assurance can be made as to the accuracy. Since interest and dividend rates are subject to change at any time, and may be affected by current and future economic, political, and business conditions, they should not be relied on for making investment, trading, or tax decisions. These figures assume that the position quantities, interest and dividend rates, and prices remain constant. A capital gain or return of principal may be included in the figures for certain securities, thereby overstating them. Refer to [www.pershing.com/disclosures](http://www.pershing.com/disclosures) for specific details as to formulas used to calculate the figures. Accrued interest represents interest earned but not yet received.

### Reinvestment

The dollar amount of Mutual Fund distributions, Money Market Fund dividend income, Bank Deposit interest income, or dividends for other securities shown on your statement may have been reinvested. You will not receive confirmation of these reinvestments. Upon written request to your financial institution, information pertaining to these transactions, including the time of execution and the name of the person from whom your security was purchased, may be obtained. In dividend reinvestment transactions, Pershing acts as your

August 1, 2020 - August 31, 2020  
MEDINA CITY SCHOOLS**Portfolio Holdings Disclosures (continued)****Reinvestment (continued)**

agent and receives payment for order flow.

**Option Disclosure**

Information with respect to commissions and other charges incurred in connection with the execution of option transactions has been included in confirmations previously furnished to you. A summary of this information is available to you promptly upon your written request directed to your introducing firm. In order to assist your introducing firm in maintaining current background and financial information concerning your option accounts, please promptly advise them in writing of any material change in your investment objectives or financial situation. Expiring options which are valuable are exercised automatically pursuant to the exercise by exception procedure of the Options Clearing Corporation. Additional information regarding this procedure is available upon written request to your introducing firm.

**Certificates of Deposit**

Certificates of Deposit acquired through the Certificate of Deposit Account Registry Service ("CDARS") and held in your brokerage account are subject to Securities Investor Protection Corporation (SIPC) coverage. Please see additional information about SIPC under Important Information and Disclosures on this statement.

Please be advised that the secondary market for CDs is generally illiquid; the actual value of CDs may be different from their purchase price; and a significant loss of principal could result if your CDs are sold prior to maturity. In the event that the CDs listed above do not indicate a market valuation, an accurate market value could not be determined. In the event that a price is listed above for your CDs, Pershing has obtained a price from sources deemed to be reliable or has priced your CDs using a matrix formula. Prices are estimates and the actual value you may obtain for your CD may be different if you elect to sell your CD in the secondary market.

**Foreign Currency Transactions**

Pershing will execute foreign currency transactions as principal for your account. Pershing may automatically convert foreign currency to or from U.S. dollars for dividends and similar corporate action transactions unless you instruct your financial organization otherwise. Pershing's currency conversion rate will not exceed the highest interbank conversion rate identified from customary banking sources on the conversion date or the prior business day, increased by up to 1%, unless a particular rate is required by applicable law. Your financial organization may also increase the currency conversion rate. This conversion rate may differ from rates in effect on the date you executed a transaction, incurred a charge, or received a credit. Transactions converted by agents (such as depositories) will be billed at the rates such agents use.

**Proxy Vote**

Securities not fully paid for in your margin account may be lent by Pershing to itself or others in accordance with the terms outlined in the Margin Agreement. The right to vote your shares held on margin may be reduced by the amount of shares on loan. The Proxy Voting Instruction Form sent to you may reflect a smaller number of shares entitled to vote than the number of shares in your margin account.

**Ratings**

This statement may contain credit rating information obtained from Standard & Poor's. Reproducing and distributing any information received from Standard & Poor's is not permitted without prior written authorization from Standard & Poor's. Standard & Poor's does not guarantee the accuracy, completeness, timeliness or availability of any information. Standard & Poor's is not responsible for any errors or omissions, regardless of the cause, or for the results of using such content. Standard & Poor's makes no express or implied warranties including warranties of merchantability or fitness for a particular purpose. Standard & Poor's shall not be legally responsible for any fees, costs, expenses or losses in connection with the use of their content. Credit ratings are opinions and not statements of facts; are not recommendations to purchase, hold or sell securities; and do not address suitability for investment purpose. Credit ratings should not be relied upon as investment advice.



## Activity Summary (All amounts shown are in base currency)

	Credits This Period	Debits This Period	Net This Period	Credits Year-to-Date	Debits Year-to-Date	Net Year-to-Date
<b>Securities</b>						
Securities Bought	0.00	0.00	0.00	0.00	-9,864,067.21	-9,864,067.21
<b>Total Securities</b>	<b>\$0.00</b>	<b>\$0.00</b>	<b>\$0.00</b>	<b>\$0.00</b>	<b>-\$9,864,067.21</b>	<b>-\$9,864,067.21</b>
<b>Dividends and Interest</b>	<b>\$27,400.88</b>	<b>-\$3,250.57</b>	<b>\$24,150.31</b>	<b>\$228,451.65</b>	<b>-\$7,203.05</b>	<b>\$221,248.60</b>
<b>Distributions</b>	<b>\$990,000.00</b>	<b>\$0.00</b>	<b>\$990,000.00</b>	<b>\$10,390,000.00</b>	<b>\$0.00</b>	<b>\$10,390,000.00</b>
<b>Cash</b>						
Withdrawals	0.00	-1,019,135.31	-1,019,135.31	0.00	-10,618,477.28	-10,618,477.28
Deposits	0.00	0.00	0.00	9,865,152.26	0.00	9,865,152.26
<b>Total Cash</b>	<b>\$0.00</b>	<b>-\$1,019,135.31</b>	<b>-\$1,019,135.31</b>	<b>\$9,865,152.26</b>	<b>-\$10,618,477.28</b>	<b>-\$753,325.02</b>
<b>Totals</b>	<b>\$1,017,400.88</b>	<b>-\$1,022,385.88</b>	<b>-\$4,985.00</b>	<b>\$20,483,603.91</b>	<b>-\$20,489,747.54</b>	<b>-\$6,143.63</b>

## Transactions by Type of Activity

Process/ Settlement Date	Trade/ Transaction Date	Activity Type	Description	Quantity	Price	Accrued Interest	Amount	Currency
<b>Dividends and Interest</b>								
08/03/20		BOND INTEREST RECEIVED 20056QSBO	248000 COMMERCE BK GENEVA MINN CTF DEP 1.900% 09/03/24 DTD 09/03/19 CLB RD 07/19 PD 08/03/20				400.20	USD
08/03/20		BOND INTEREST RECEIVED 538036JZ8	100000 LIVE OAK BKG CO WILMINGTON N C CTF DEP 1.550% 03/06/23 DTD 03/06/20 RD 07/17 PD 08/01/20				131.64	USD
08/03/20		BOND INTEREST RECEIVED 538036KB9	147000 LIVE OAK BKG CO WILMINGTON N C CTF DEP 1.600% 09/06/23 DTD 03/06/20 RD 07/17 PD 08/01/20				199.76	USD
08/03/20		BOND INTEREST RECEIVED 56034WASO	248000 MAIN STR BK CORP WHEELING WV CTF DEP 2.950% 02/01/22 DTD 02/01/19 RD 07/17 PD 08/01/20				1,844.03	USD
08/03/20		BOND INTEREST RECEIVED 61747M4K4	248000 MORGAN STANLEY BK N A SALT LAKE CITY UTAH CTF DEP 2.750% 08/03/20 B/E DTD 08/02/18 RD 07/18 PD 08/03/20				3,419.34	USD
08/04/20		BOND INTEREST RECEIVED 56035BBN5	248000 MAIN STR BK BINGHAM FARMS MI CTF DEP 2.900% 10/05/20 DTD 10/04/18 RD 07/20 PD 08/04/20				610.83	USD
08/06/20		BOND INTEREST RECEIVED 169894AP7	248000 CHIPPEWA VY BK WINTER WIS CTF DEP 3.000% 07/06/21 DTD 07/06/18 RD 07/22 PD 08/06/20				631.89	USD
08/06/20		BOND INTEREST RECEIVED 27002YEV4	248000 EAGLEBANK BETHESDA MD CTF DEP 1.650% 03/06/23 DTD 03/06/20 RD 07/22 PD 08/06/20				347.54	USD
08/10/20		BOND INTEREST RECEIVED 32114VBZ9	247000 FIRST NATL BK OF MICH KALAMAZOO CTF DEP 1.250% 04/10/23 B/E DTD 04/09/20 RD 07/25 PD 08/09/20				262.23	USD

August 1, 2020 - August 31, 2020  
 MEDINA CITY SCHOOLS

### Transactions by Type of Activity (continued)

Process/ Settlement Date	Trade/ Transaction Date	Activity Type	Description	Quantity	Price	Accrued Interest	Amount	Currency
<b>Dividends and Interest (continued)</b>								
08/10/20		BOND INTEREST RECEIVED 61760AS83	248000 MORGAN STANLEY PRIVATE BK NATL ASSN PUR N Y CTF DEP 2.100% 08/09/21 DTD 08/08/19 RD 07/24 PD 08/08/20				2,596.87	USD
08/11/20		BOND INTEREST RECEIVED 90348JSW1	248000 UBS BK USA SALT LAKE CITY UT CTF DEP 1.000% 03/11/22 B/E DTD 03/11/20 RD 07/27 PD 08/11/20				210.63	USD
08/12/20	07/13/20	BOND INTEREST ADJUSTMENT 856283J64	246000 STATE BK INDIA CHICAGO ILL CTF DEP 2.650% 07/12/24 B/E DTD 07/12/19 CLB RD 07/11 PD 07/12/20 13.2863				-3,250.57	USD
08/12/20	07/13/20	BOND INTEREST RECEIVED 856283J64	246000 STATE BK INDIA CHICAGO ILL CTF DEP 2.650% 07/12/24 B/E DTD 07/12/19 CLB RD 07/11 PD 07/12/20				3,268.43	USD
08/13/20		BOND INTEREST RECEIVED 139805AQ8	248000 CAPITAL BK N A ROCKVILLE MD CTF DEP 2.600% 03/12/21 DTD 03/13/19 RD 07/29 PD 08/13/20				547.64	USD
08/13/20		BOND INTEREST RECEIVED 32110YNL5	248000 FIRST NATL BK AMER EAST LANSING MICH CTF DEP 1.900% 12/13/24 DTD 12/13/19 CLB RD 07/29 PD 08/13/20				400.20	USD
08/14/20		BOND INTEREST RECEIVED 14042RMX6	248000 CAPITAL ONE NATL ASSN MCLEAN VA CTF DEP 2.050% 08/15/22 DTD 08/14/19 RD 07/30 PD 08/14/20				2,535.04	USD
08/17/20		BOND INTEREST RECEIVED 06051VB70	246000 BANK AMER NA CHARLOTTE NC CTF DEP 2.750% 08/17/20 B/E DTD 08/15/18 RD 07/31 PD 08/17/20				3,410.30	USD
08/17/20		BOND INTEREST RECEIVED 06652CHH7	248000 BANKWEST INC PIERRE S D CTF DEP 1.250% 10/24/23 B/E DTD 04/24/20 RD 07/31 PD 08/15/20				263.29	USD
08/17/20		BOND INTEREST RECEIVED 201525AC6	248000 COMMERCIAL BK WEST LIBERTY KY CTF DEP 1.100% 03/17/25 DTD 03/17/20 CLB RD 08/02 PD 08/17/20				231.69	USD
08/17/20		BOND INTEREST RECEIVED 32022MBV9	248000 FIRST FINL NORTHWEST BK RENTON WASH CTF DEP 1.350% 04/17/23 B/E DTD 04/15/20 CLB RD 07/31 PD 08/15/20				284.35	USD
08/17/20		BOND INTEREST RECEIVED 335857BX5	245000 FIRST OKLA BK JENKS CTF DEP 0.950% 05/15/25 B/E DTD 05/15/20 CLB RD 07/31 PD 08/15/20				197.68	USD
08/18/20		BOND INTEREST RECEIVED 334342CF7	248000 FIRST NATL BK SYRACUSE JOHNSON KANS CTF DEP 1.950% 09/18/24 DTD 09/18/19 RD 08/03 PD 08/18/20				410.73	USD



## Transactions by Type of Activity (continued)

Process/ Settlement Date	Trade/ Transaction Date	Activity Type	Description	Quantity	Price	Accrued Interest	Amount	Currency
<b>Dividends and Interest (continued)</b>								
08/19/20		BOND INTEREST RECEIVED 20786ACJ2	248000 CONNECTONE BK ENGLEWOOD CLIFFS N J CTF DEP 2.800% 09/18/20 DTD 09/19/18 RD 08/04 PD 08/19/20				589.76	USD
08/19/20		BOND INTEREST RECEIVED 42724JEG6	248000 HERITAGE BK HOPKINSVILLE KY CTF DEP 3.000% 06/21/21 DTD 06/19/18 RD 08/04 PD 08/19/20				631.89	USD
08/20/20		BOND INTEREST RECEIVED 26144KAHO	248000 DRAKE BK ST PAUL MINN CTF DEP 1.100% 03/20/25 DTD 03/20/20 CLB RD 08/05 PD 08/20/20				231.69	USD
08/20/20		BOND INTEREST RECEIVED 88241THFO	248000 TEXAS EXCHANGE BK SSB CROWLEY CTF DEP 0.850% 05/20/24 B/E DTD 05/20/20 CLB RD 08/05 PD 08/20/20				179.04	USD
08/21/20		BOND INTEREST RECEIVED 39120VSS4	248000 GREAT SOUTHN BK REEDS SPRINGS MO CTF DEP 1.700% 08/21/23 DTD 02/21/20 CLB RD 08/06 PD 08/21/20				358.07	USD
08/24/20		BOND INTEREST RECEIVED 46147UUC2	246000 INVESTORS CMNTY BK MANITOWOC WIS CTF DEP 0.400% 06/26/23 B/E DTD 06/24/20 CLB RD 08/09 PD 08/24/20				83.57	USD
08/24/20		BOND INTEREST RECEIVED 534732AV4	248000 LINCOLN SVGS BK REINBECK IOWA CTF DEP CT/365 0.600% 06/24/24 B/E DTD 06/24/20 CLB RD 08/09 PD 08/24/20				126.38	USD
08/24/20		BOND INTEREST RECEIVED 84223QAL1	248000 SOUTHERN BANCORP BK ARKADDELPHIA ARK CTF DEP 0.650% 06/24/25 B/E DTD 06/24/20 CLB RD 08/09 PD 08/24/20				136.91	USD
08/26/20		BOND INTEREST RECEIVED 340569GV8	248000 FLORIDA CAP BK NATL ASSN JACKSONVILLE FLA CTF DEP 1.150% 03/27/23 B/E DTD 03/26/20 RD 08/11 PD 08/26/20				242.22	USD
08/27/20		BOND INTEREST RECEIVED 654062JG4	248000 NICOLET NATL BK GREENBAY WIS CTF DEP ACT/365 1.100% 09/27/23 B/E DTD 03/27/20 CLB RD 08/12 PD 08/27/20				231.69	USD
08/27/20		BOND INTEREST RECEIVED 70147ADN1	248000 PARKSIDE FINL BK & TR CLAYTON MO CTF DEP 1.250% 09/27/24 B/E DTD 03/27/20 CLB RD 08/12 PD 08/27/20				263.29	USD
08/27/20		BOND INTEREST RECEIVED 740367KG1	227000 PREFERRED BK LOS ANGELES CALIF CTF DEP 1.100% 03/27/24 DTD 03/27/20 RD 08/12 PD 08/27/20				212.07	USD
08/31/20		BOND INTEREST RECEIVED 313812DA4	248000 FEDERAL SVGS BK CHICAGO IL CTF DEP 2.500% 05/28/21 DTD 05/30/19 RD 08/15 PD 08/30/20				526.58	USD
08/31/20		BOND INTEREST RECEIVED 32065RAK1	248000 FIRST KEYSTONE CMNTY BK BERWICK PA CTF DEP 0.600% 06/28/24 B/E DTD 06/30/20 CLB RD 08/15 PD 08/30/20				126.38	USD



August 1, 2020 - August 31, 2020  
MEDINA CITY SCHOOLS

**Transactions by Type of Activity (continued)**

Process/ Settlement Date	Trade/ Transaction Date	Activity Type	Description	Quantity	Price	Accrued Interest	Amount	Currency
<b>Dividends and Interest (continued)</b>								
08/31/20		BOND INTEREST RECEIVED 32112UCU3	245000 FIRST NATL BK MCGREGOR TEX CTF DEP 2.650% 02/01/21 DTD 01/31/19 RD 08/28 PD 08/31/20				551.42	USD
08/31/20		BOND INTEREST RECEIVED 58733AES4	248000 MERCANTIL BK NATL ASSN CORAL GABLES FLA CTF DEP 2.200% 12/29/20 DTD 12/29/17 RD 08/14 PD 08/29/20				463.39	USD
08/31/20		BOND INTEREST RECEIVED 66704MEQ0	248000 NORTHSTAR BK BAD AXE MICH CTF DEP 1.150% 03/31/23 B/E DTD 03/31/20 RD 08/28 PD 08/31/20				242.22	USD
<b>Total Dividends and Interest</b>						<b>\$0.00</b>	<b>\$24,150.31</b>	<b>USD</b>
<b>Distributions</b>								
08/03/20		SECURITY REDEEMED 61747M4K4	MORGAN STANLEY BK N A SALT LAKE CITY UTAH CTF DEP 2.750% 08/03/20 B/E DTD 08/02/18 ACCOUNT REDEMPTION	-248,000.000			248,000.00	USD
08/17/20		SECURITY REDEEMED 06051VB70	BANK AMER NA CHARLOTTE NC CTF DEP 2.750% 08/17/20 B/E DTD 08/15/18 ACCOUNT REDEMPTION	-246,000.000			246,000.00	USD
08/17/20		SECURITY REDEEMED 32022MBV9	FIRST FINL NORTHWEST BK RENTON WASH CTF DEP 1.350% 04/17/23 B/E DTD 04/15/20 CLB	-248,000.000			248,000.00	USD
08/27/20		SECURITY REDEEMED 70147ADN1	PARKSIDE FINL BK & TR CLAYTON MO CTF DEP 1.250% 09/27/24 B/E DTD 03/27/20 CLB	-248,000.000			248,000.00	USD
<b>Total Distributions</b>						<b>\$0.00</b>	<b>\$990,000.00</b>	<b>USD</b>
<b>Cash Withdrawals and Deposits</b>								
08/03/20		ELECTRONIC TRANSACTION USD999997	SEND TO BANK FOR ACH ACH HUNTINGTON NATIONAL BANK				-251,419.34	USD
08/04/20		ELECTRONIC TRANSACTION USD999997	SEND TO BANK FOR ACH ACH HUNTINGTON NATIONAL BANK				-10,766.75	USD
08/11/20		ELECTRONIC TRANSACTION USD999997	SEND TO BANK FOR ACH ACH HUNTINGTON NATIONAL BANK				-4,659.99	USD
08/17/20		ELECTRONIC TRANSACTION USD999997	SEND TO BANK FOR ACH ACH HUNTINGTON NATIONAL BANK				-494,000.00	USD
08/21/20		ELECTRONIC TRANSACTION USD999997	SEND TO BANK FOR ACH ACH HUNTINGTON NATIONAL BANK				-10,271.37	USD

## Transactions by Type of Activity (continued)

Process/ Settlement Date	Trade/ Transaction Date	Activity Type	Description	Quantity	Price	Accrued Interest	Amount	Currency
<b>Cash Withdrawals and Deposits (continued)</b>								
08/21/20		ELECTRONIC TRANSACTION USD999997	SEND TO BANK FOR ACH ACH HUNTINGTON NATIONAL BANK				-17.86	USD
08/28/20		ELECTRONIC TRANSACTION USD999997	SEND TO BANK FOR ACH ACH HUNTINGTON NATIONAL BANK				-248,000.00	USD
<b>Total Cash Withdrawals and Deposits</b>						<b>\$0.00</b>	<b>-\$1,019,135.31</b>	<b>USD</b>
<b>Total Value of Transactions</b>						<b>\$0.00</b>	<b>-\$4,985.00</b>	<b>USD</b>

The price and quantity displayed may have been rounded.

## Fixed Income Analysis

### Bond Quality

Bond Quality	Market Value	% of Bond Market Value	Percent of Fixed Income
AAA	740,606.80	5%	
Not Rated	14,030,092.80	95%	
<b>Total</b>	<b>14,770,699.60</b>	<b>100%</b>	

### Bond Maturity Schedule



Bond Maturity	Market Value	% of Bond Market Value
Within 1 month	741,879.63	5%
1 to 6 months	1,490,435.43	10%
7 to 12 months	2,518,647.04	17%
1 to 5 years	10,019,737.50	68%
<b>Total</b>	<b>14,770,699.60</b>	<b>100%</b>

Percentages of bond market values are rounded to the nearest whole percentage.

Bond quality ratings reflect Moody's or Standard and Poor's ratings. Bonds may be rated by other services. Bonds that are in default are not included. Please refer to your Portfolio Holdings section.

## Called Bonds

Call Date	Security Description	Eligible Quantity	Called Quantity	Call Price	Type of Call	Redemption Proceeds
09/03/2020	COMMERCE BK GENEVA MINN CTF DEP 1.900% 09/03/24 DTD 09/03/19 ACT/365 CALLABLE 09/03/20	248,000.000	248,000.000	100.0000	Full	248,000.00
09/21/2020	DRAKE BK ST PAUL MINN CTF DEP 1.100% 03/20/25 DTD 03/20/20 ACT/365 CALLABLE 09/20/20	248,000.000	248,000.000	100.0000	Full	248,000.00

Pershing LLC receives the called bond information from several information sources which Pershing believes are reliable. Pershing does not guarantee the accuracy of the information. For callable options that are available to you please contact your Account Executive.

August 1, 2020 - August 31, 2020  
MEDINA CITY SCHOOLS

**Trades Not Settled**

Settlement Date	Trade Date	Activity Type	Description	Quantity	Price	Accrued Interest	Settlement Amount
09/15/20	08/28/20	Buy	FEDERAL HOME LN MTG CORP MEDIUM TERM NTS FED 0.625% 09/15/25 B/E DTD 09/15/20 CLB BB YTW:0.625000 BB YTW DATE:20210915 YLD .625 TO	248,000.000	100.0000	0.00	-248,000.00

**Total Amount of Trades Not Settled**
**-\$248,000.00**
**Messages**

Although a money market mutual fund seeks to preserve the value of your investment at \$1 per share, it is possible to lose money by investing in a money market mutual fund. Shares of a money market mutual fund or the balance of a bank deposit product held in your brokerage account may be liquidated upon request with the proceeds credited to your brokerage account. Please see the money market mutual fund's prospectus or the bank deposit product's disclosure document or contact your Investment Professional for additional information. Pursuant to SEC Rule 10b-10(b)(1) confirmations are not sent for purchases into money market mutual funds processed on the sweep platform. Pursuant to applicable regulation, account statements will be produced monthly or quarterly.

European Union Shareholder Rights Directive II, effective on September 3, 2020, requires the disclosure of shareholder details when the issuer of equity securities with a registered office within the European Economic Area makes a request. If you identified your account to your financial organization as an objecting beneficial owner, this election will remain effective only for non-European Union issuer requests.

**e-Delivery**

Going digital is more important than ever before, and the benefits of electronic delivery--speed, convenience and safety--are clear. We offer e-Delivery for account statements, prospectus documents, proxy or shareholder communications, tax documents, trade confirmations and more. Historical account data is available from the day of initial signup.

To enroll, log in to your brokerage account, select "Go Paperless" at the top of any page and follow the on-screen prompts for setup. Enrollment can be activated as quickly as the day you register, and you will be notified when documents are available in an online, password-protected portal.

Contact your financial professional if you have any questions about any of our efficient digital tools.

**Cash Not Yet Received**

Security	Record Date	Payable Date	Quantity Held	Rate	Dividend Option	Amount of Payment
<b>Interest</b>						
BANKWEST INC PIERRE S D CTF DEP 1.250% 10/24/23 B/E	08/31/20	09/15/20	248,000.000	0.001062	Cash	263.29
CAPITAL BK N A ROCKVILLE MD CTF DEP 2.600% 03/12/21	08/29/20	09/13/20	248,000.000	0.002208	Cash	547.64

Page 15 of 17

Account Number: [REDACTED]  
80048382CSF30025

Go paperless  
ASK ABOUT E-DELIVERY

Rated Excellent  
Every Year Since 2007  
DALBAR RATED COMMUNICATIONS  
EXCELLENCE

Clearing through Pershing LLC, a wholly owned  
subsidiary of The Bank of New York Mellon  
Corporation (BNY Mellon)  
Pershing LLC, member FINRA, NYSE, SIPC



## Cash Not Yet Received (continued)

Security	Record Date	Payable Date	Quantity Held	Rate	Dividend Option	Amount of Payment
<b>Interest (continued)</b>						
CHIPPEWA VY BK WINTER WIS CTF DEP 3.000% 07/06/21	08/22/20	09/06/20	248,000.000	0.002548	Cash	631.89
COMMERCE BK GENEVA MINN CTF DEP 1.900% 09/03/24	08/19/20	09/03/20	248,000.000	0.001614	Cash	400.20
EAGLEBANK BETHESDA MD CTF DEP 1.650% 03/06/23	08/22/20	09/06/20	248,000.000	0.001401	Cash	347.54
FIRST NATL BK AMER EAST LANSING MICH CTF DEP	08/29/20	09/13/20	248,000.000	0.001614	Cash	400.20
FIRST NATL BK OF MICH KALAMAZOO CTF DEP	08/25/20	09/09/20	247,000.000	0.001062	Cash	262.23
FIRST OKLA BK JENKS CTF DEP 0.950% 05/15/25 B/E	08/31/20	09/15/20	245,000.000	0.000807	Cash	197.68
MAIN STR BK BINGHAM FARMS MI CTF DEP 2.900% 10/05/20	08/20/20	09/04/20	248,000.000	0.002463	Cash	610.83
UBS BK USA SALT LAKE CITY UT CTF DEP 1.000% 03/11/22 B/E	08/27/20	09/11/20	248,000.000	0.000849	Cash	210.63
<b>Total Cash Not Yet Received</b>						<b>\$3,872.13</b>

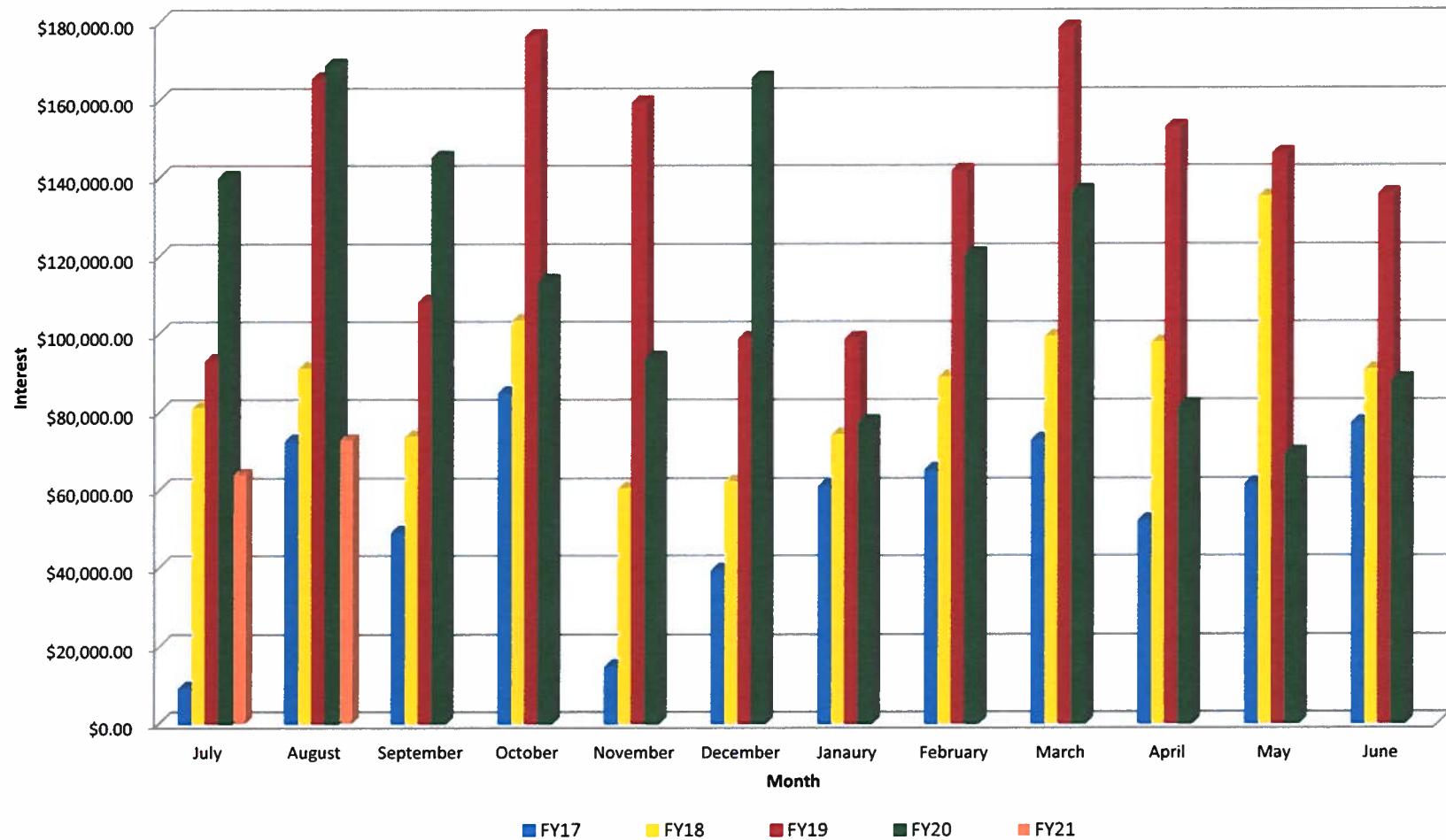
Assets shown here are not reflected in your account. This information has been received from sources we believe to be reliable. Pershing does not guarantee the accuracy of the information.

## Important Information and Disclosures

### The Role of Pershing

- Pershing carries your account as clearing broker pursuant to a clearing agreement with your financial institution. Pershing may accept from your financial institution without inquiry or investigation (i) orders for the purchase and sale of securities and other property and (ii) any other instructions concerning your account. Pershing is not responsible or liable for any acts or omissions of your financial institution or its employees and it does not supervise them. Pershing provides no investment advice nor does it assess the suitability of any transaction or order. Pershing acts as the agent of your financial institution and you agree that you will not hold Pershing or any person controlling or under common control with it liable for any investment losses incurred by you.
- Pershing performs several key functions at the direction of your financial institution. It acts as custodian for funds and securities you may deposit with it directly or through your financial institution or that it receives as the result of securities transactions it processes.
- Your financial institution is responsible for adherence to the securities laws, regulations and rules which apply to it regarding its own operations and the supervision of your account, its sales representatives and other personnel. Your financial institution is also responsible for approving the opening of accounts and obtaining account documents; the acceptance and, in certain instances, execution of securities orders; the assessment of the suitability of those transactions, where applicable; the rendering of investment advice, if any, to you and in general, for the ongoing relationship that it has with you.
- Inquiries concerning the positions and balances in your account may be directed to the Pershing Customer Service Department at (201) 413-3333. All other inquiries regarding your account or activity should be directed to your financial institution. Your financial organization's contact information can be found on the first page of this statement.
- For a description of other functions performed by Pershing please consult the Disclosure Statement provided to you upon the opening of your account. This notice is not meant as a definitive enumeration of every possible circumstance, but as a general disclosure. If you have any questions regarding this notice or if you would like additional copies of the Disclosure Statement, please contact your financial institution.
- Pershing is a member of the Securities Investor Protection Corporation (SIPC®). Please note that SIPC does not protect against loss due to market fluctuation. In addition to SIPC protection, Pershing provides coverage in excess of SIPC limits. For more detailed information please visit: [www.pershing.com/about/strength-and-stability](http://www.pershing.com/about/strength-and-stability).

## Total Monthly Interest Earnings



F I N A N C I A L   S U M M A R Y   R E P O R T  
Processing Month: August 2020  
MEDINA CITY SCHOOL DISTRICT

Fnd	Sc	Description	Beginning Balance	MTD Revenues	FYTD Revenues	MTD Expenditures	FYTD Expenditures	Current Available Balance
001	0000	GENERAL FUND	32,189,888.32	2,978,399.04	24,754,405.61	6,312,928.83	13,928,660.85	43,015,633.08
002	9000	BOND RETIREMENT - NEW ELE	3,433,942.89	111,190.65	1,796,750.65	25,844.15	25,844.15	5,204,849.39
003	0000	PERMANENT IMPROVEMENT FUN	175,994.61	.00	.00	.00	.00	175,994.61
003	9000	PERMANENT IMPROVEMENT FUN	13,601.14	.00	.00	.00	.00	13,601.14
003	9001	MEDINA CITY REC CENTER-PE	202,370.92	1,044.98	1,044.98	618.13-	1,694.38-	205,110.28
006	0000	LUNCHROOM FUND	76,225.73	24,750.10	56,672.78	101,348.80	247,219.45	114,320.94-
007	9004	COLLINS SCHOLARSHIP/POST-	878.85	1.47	2.67	.00	.00	881.52
007	9110	ART TRUST - GARFIELD	11,082.73	18.55	33.64	.00	.00	11,116.37
007	9111	CHARLES STANGEL SCHOLARSH	12.50	.02	.04	.00	.00	12.54
007	9333	RIOS STUDENT LEADER SCHOL	28,953.21	48.47	87.89	.00	.00	29,041.10
007	9901	BIXLER SCHOLARSHIP FUND	125.00	.00	.00	.00	.00	125.00
008	9002	KANEHL MUSIC TRUST	27,469.06	45.99	83.39	.00	.00	27,552.45
008	9003	RICHARD HOFFMAN COLLINS M	551,190.06	.00	.00	.00	.00	551,190.06
008	9112	ELAINE BUSHMAN FUND	17,454.90	19.82	35.94	.00	.00	17,490.84
009	9000	STAR	64.00	1,331.75	1,361.25	.00	.00	1,425.25
009	9110	UNIFORM SUPPLIES GARFIELD	8,652.84	75.00-	75.00-	.00	.00	8,577.84
009	9120	UNIFORM SUPPLIES - CANAVA	12,085.39	230.00-	230.00-	5,785.70	5,785.70	6,069.69
009	9130	UNIFORM SUPPLIES - FENN	11,405.63	70.00-	70.00-	7,402.03	7,402.03	3,933.60
009	9140	UNIFORM SUPPLIES - HERITA	9,608.98	6.00	1.00	4,784.18	4,784.18	4,825.80
009	9160	UNIFORM SUPPLIES - BLAKE	5,293.22	48.25	38.25	924.75	924.75	4,406.72
009	9170	UNIFORM SUPPLIES - RALPH	21,624.63	570.00-	570.00-	.00	.00	21,054.63
009	9180	UNIFORM SUPPLIES - ELIZA	9,406.25	7.00-	17.00-	6,744.85	6,744.85	2,644.40
009	9200	UNIFORM SUPPLIES - CLAGGE	35,124.02	222.00	275.50	4,930.18	4,930.18	30,469.34
009	9210	UNIFORM SUPPLIES - A.I. R	7,281.75	27.00	63.00	.00	.00	7,344.75
009	9300	UNIFORM SUPPLIES - SENIOR	17,918.76	1,687.45	3,888.45	27.45	10,038.87	11,768.34
009	9304	AVIATION/PHOTOGRAPHY	3.87	.00	.00	.00	.00	3.87
014	9016	MEDINA CNTY JUV DET CNTR	43,471.35	.00	48,417.11	24,514.30	57,660.83	34,227.63
014	9116	EVOLVE	564,729.71	.00	4,100.00	73,956.63	154,900.31	413,929.40
016	0000	EMERGENCY LEVY	22,486,481.91	176,757.12	3,174,977.12	416,308.53	1,370,366.93	24,291,092.10
018	0000	PRINT SHOP	6,683.33	.00	.00	.00	.00	6,683.33
018	9000	PUBLIC SCHOOL SUPPORT - S	16.70	.00	.00	.00	.00	16.70
018	9110	PRINCIPAL'S FUND - GARFIE	33,814.07	.00	.00	1,046.87	1,046.87	32,767.20
018	9111	GARFIELD SCHOOL STORE	49.99	.00	.00	.00	.00	49.99
018	9113	GARFIELD MEDIA CENTER	847.40	.00	.00	.00	.00	847.40
018	9120	PRINCIPAL - CANAVAN	42,599.14	247.05	247.05	1,146.91	1,146.91	41,699.28
018	9122	CANAVAN SCHOOL STORE	586.69	.00	.00	.00	.00	586.69
018	9123	BOOK FAIR - CANAVAN	78.40	.00	.00	.00	.00	78.40
018	9130	PRINCIPAL - FENN	27,580.84	.00	.00	1,179.65	1,262.42	26,318.42
018	9132	FENN SCHOOL STORE	1,460.83	.00	.00	.00	.00	1,460.83
018	9133	BOOK FAIR - FENN	941.36	.00	.00	.00	.00	941.36
018	9135	MEDINA SKI TEAM - DISTRIC	474.67	.00	.00	.00	.00	474.67
018	9140	PRINCIPAL'S FUND - HERITA	45,006.48	4,000.00	4,000.00	63.09	63.09	48,943.39
018	9143	HERITAGE MEDIA CENTER	3,047.55	.00	.00	.00	.00	3,047.55
018	9160	PRINCIPAL'S FUND - H G BL	50,288.49	.00	.00	2,355.00	2,444.00	47,844.49
018	9161	PBIS - BLAKE	5,728.00	.00	.00	.00	.00	5,728.00
018	9163	BLAKE MEDIA CENTER	13,369.42	.00	.00	50.00	50.00	13,319.42

Date: 9/04/20

F I N A N C I A L   S U M M A R Y   R E P O R T  
Processing Month: August 2020  
MEDINA CITY SCHOOL DISTRICT

Page: 2  
(FINSUM)

Fnd	Sc	Description	Beginning Balance	MTD Revenues	FYTD Revenues	MTD Expenditures	FYTD Expenditures	Current Available Balance
018	9170	PRINCIPALS FUND - RALPH W	79,487.14	411.37	411.37	.00	.00	79,898.51
018	9171	WAITE SCHOOL STORE	50.00	.00	.00	.00	.00	50.00
018	9173	MEDIA CENTER RALPH WAITE	5,064.63	.00	.00	.00	.00	5,064.63
018	9174	FIELD TRIPS RALPH WAITE E	15,209.72	.00	.00	.00	.00	15,209.72
018	9180	PRINCIPALS FUND ELIZA NOR	53,208.74	292.68	292.68	300.00	300.00	53,201.42
018	9181	NORTHROP ELEMENTARY SCHOO	1,631.19	.00	.00	.00	.00	1,631.19
018	9183	MEDIA CENTER ELIZA NORTH	8,663.81	.00	.00	.00	.00	8,663.81
018	9184	FIELD TRIPS ELIZA NORTHRO	146.00	.00	.00	.00	.00	146.00
018	9200	PRINCIPAL'S FUND - CLAGGE	75,941.39	967.50	967.50	600.00	600.00	76,308.89
018	9203	CLAGGETT M.S. MEDIA CENTE	5,547.28	.00	.00	.00	.00	5,547.28
018	9210	PRINCIPAL'S FUND - ROOT M	37,380.45	.00	227.92-	600.00	600.00	36,552.53
018	9211	ROOT M.S. MEDIA CENTER	10,019.19	.00	.00	50.00	50.00	9,969.19
018	9212	ROOT M.S. - WASHINGTON TR	355.00	.00	.00	.00	.00	355.00
018	9213	SPECIAL FUNDRAISER - ROOT	.02	.00	.00	.00	.00	.02
018	9300	PRINCIPAL'S FUND - SENIOR	36,793.91	2,171.27	2,171.27	500.00	840.00	38,125.18
018	9301	MEDIA CENTER FUND	1,381.50	.00	.00	50.00-	50.00-	1,431.50
018	9302	SPECIAL FUNDRAISER - SENI	37,086.18	.00	.00	.00	.00	37,086.18
018	9303	PERFORMING ARTS	89,493.37	.00	.00	.00	.00	89,493.37
018	9304	BUZZ	16,558.56	.00	.00	150.00	150.00	16,408.56
018	9305	FLEXIBLE CREDIT FUND	8,034.56	50.00	50.00	.00	.00	8,084.56
018	9306	FEED THE BEES	4,847.78	6,334.03	6,516.03	201.53	345.22	11,018.59
018	9884	FACILITY RENTAL	78,570.82	.00	.00	.00	.00	78,570.82
018	9900	INSERVICE - CENTRAL	3,702.01	.00	.00	.00	.00	3,702.01
018	9901	PUBLIC SCHOOL SUPPORT - I	1,720.86	.00	.00	.00	5,548.68	3,827.82-
018	9902	INSERVICE - SUPERINTENDEN	11,224.52	.00	.00	.00	.00	11,224.52
018	9903	BOARD/STUDENT DEVELOPMENT	2,800.00	.00	.00	.00	.00	2,800.00
018	9904	WELLNESS FUND	502.00	.00	.00	.00	.00	502.00
018	9905	PUBLIC SCHOOL SUPPORT/STU	51,248.39	.00	.00	.00	.00	51,248.39
018	9906	COMMUNICATIONS - PUBLIC S	272.90	.00	.00	.00	.00	272.90
018	9907	STEAM - SUMMER ENRICHMENT	2,475.40	.00	.00	.00	.00	2,475.40
018	9910	MAINTENANCE DEPARTMENT	3,902.36	.00	.00	.00	.00	3,902.36
018	9914	END OF YEAR	7.13	.00	.00	.00	.00	7.13
018	9915	BIKE TO SCHOOL	803.00	.00	.00	.00	.00	803.00
018	9916	SPIRIT NIGHT	2,682.98	.00	1,750.00	.00	.00	4,432.98
018	9919	STUDENT ART SHOW	.19	.00	.00	.00	.00	.19
018	9920	TRSP FUND	2,586.25	.00	.00	.00	.00	2,586.25
018	9930	Resource Connection	1,500.00	.00	.00	.00	.00	1,500.00
019	9000	ADAMH GRANT	1,352.00	.00	.00	.00	.00	1,352.00
019	9018	LOWE'S LIGHT UP GARFIELD	48.08	.00	.00	.00	.00	48.08
019	9020	RIF PROGRAM GRANT - NORTH	400.73	.00	.00	.00	.00	400.73
019	9021	JENNINGS - BLAKE - BRYNIA	.82	.00	.00	.00	.00	.82
019	9023	PUBLIC EDUCATION LEADERSH	.01	.00	.00	.00	.00	.01
019	9029	MARTHA HOLDEN JENNINGS GR	6.82	.00	.00	.00	.00	6.82
019	9030	PERFORMANCE BASED ASSESSM	79.76	.00	.00	.00	.00	79.76
019	9031	PBA FY11	256.96	.00	.00	.00	.00	256.96
019	9113	ACS-HACH CHEMISTRY GRANT	96.34	.00	.00	.00	.00	96.34



Date: 9/04/20

F I N A N C I A L   S U M M A R Y   R E P O R T  
Processing Month: August 2020  
MEDINA CITY SCHOOL DISTRICT

Page: 3  
(FINSUM)

Fnd	Sc	Description	Beginning Balance	MTD Revenues	FYTD Revenues	MTD Expenditures	FYTD Expenditures	Current Available Balance
019	9180	PPG INNOVATIVE CLASSROOM	15.31	.00	.00	.00	.00	15.31
019	9181	FIRST ENERGY GRANT	.16	.00	.00	.00	.00	.16
019	9213	VIDEO CLUB GRANT - MHS	2.82	.00	.00	.00	.00	2.82
019	9313	JENNINGS - NORTHROP - MIL	13.86	.00	.00	.00	.00	13.86
019	9413	3M AND OTHER GRANT	152.03	.00	.00	.00	.00	152.03
019	9513	NEA STUDENT ACHIEVEMENT G	191.88	.00	.00	.00	.00	191.88
019	9715	FUEL UP - BLAKE	23.82	.00	.00	.00	.00	23.82
019	9920	MARTHA HOLDEN JENNINGS SU	1,000.00	.00	.00	.00	.00	1,000.00
020	9001	TRANSPORTATION ENTERPRISE	84,896.61	.00	2,726.30	.00	936.32	86,686.59
022	9000	Unclaimed funds	42,883.91	23.09-	23.09-	.00	.00	42,860.82
022	9093	DIVERSION PROGRAM FED MON	1,000.00	.00	.00	.00	.00	1,000.00
022	9094	DIVERSION PROGRAM - FED.	1,000.00	.00	.00	.00	.00	1,000.00
022	9300	OH HIGH SCHOOL ATH ASSOC	1,271.56	.00	.00	.00	.00	1,271.56
024	9001	MEDICAL AND DRUG/SELF INS	7,017,658.96	771,059.92	1,543,185.20	857,016.56	1,720,194.37	6,840,649.79
024	9002	DENTAL SELF INSURANCE FUN	497,085.90	56,035.71	112,503.64	71,358.52	123,174.03	486,415.51
024	9094	FLEX PRO	67,630.32	.00	.00	10,049.80	21,505.05	46,125.27
027	0000	WORKMANS COMP.-SELF INS	304,411.27	21,753.51	51,007.14	5,169.35	9,889.94	345,528.47
071	9013	LOCAL SALES TAX PERMANENT	3,491,568.70	.00	770,376.50	281,116.74	851,146.96	3,410,798.24
200	9110	GARFIELD STUDENT COUNCIL/	622.97	1.04	1.89	.00	.00	624.86
200	9121	ELLA CANAVAN STUDENT COUN	1,329.68	2.23	4.04	.00	.00	1,333.72
200	9134	FENN STUDENT BUSINESS	9.36	.02	.03	.00	.00	9.39
200	9140	STUDENT COUNCIL - HERITAG	162.69	.27	.49	.00	.00	163.18
200	9184	NORTHROP ELEMENTARY STUDE	52.06	.09	.16	.00	.00	52.22
200	9185	K-KIDS KIWANIS ACTIVITY C	10,297.63	17.24	31.26	.00	.00	10,328.89
200	9202	CLAGGETT MIDDLE SCH. STUD	537.70	.90	1.63	.00	.00	539.33
200	9204	CLAGGETT MIDDLE SCHOOL CH	522.77	.88	1.59	.00	.00	524.36
200	9205	CLAGGETT MIDDLE SCH. BUIL	3,443.96	5.77	10.46	.00	.00	3,454.42
200	9209	CLAGGETT MIDDLE SCHOOL DR	26,610.89	44.55	80.78	.00	.00	26,691.67
200	9252	CHEERLEADERS - ROOT M.S.	44.63	.07	.13	.00	.00	44.76
200	9253	BUILDERS' CLUB - ROOT M.S	4,637.36	7.76	14.07	.00	.00	4,651.43
200	9254	HONORS ACADEMY - ROOT	3,978.61	6.66	12.08	.00	.00	3,990.69
200	9256	DRAMA CLUB - ROOT M.S.	7,253.12	12.14	22.01	.00	.00	7,275.13
200	9258	STUDENT COUNCIL - ROOT M.	4,533.23	7.59	13.76	.00	.00	4,546.99
200	9301	YOUNG AMERICANS FOR FREED	53.05	.00	.07	53.05	53.05	.07
200	9302	ART CLUB	609.68	1.02	1.85	.00	.00	611.53
200	9303	CULTURAL EXPLORATION	196.07	.33	.60	.00	.00	196.67
200	9304	CAREER ASSOCIATION	.37	.00	.00	.00	.00	.37
200	9305	CHEMCLUB	1,566.46	.00	2.13	1,566.46	1,566.46	2.13
200	9307	VOCAL	35,561.35	59.53	107.95	.00	.00	35,669.30
200	9309	IMPROV CLUB	575.96	.96	1.74	.00	.00	577.70
200	9310	DELTA EPSILON PHI - NAT'L	.45	.00	.00	.00	.00	.45
200	9312	DRAMA CLUB	30,094.48	50.38	91.35	.00	.00	30,185.83
200	9314	MEDINA OUTDOORS CLUB	171.25	.29	.52	.00	.00	171.77
200	9315	FELLOWSHIP OF CHRISTIAN A	336.26	.56	1.02	.00	.00	337.28
200	9318	GIRLS LEADERSHIP CLUB	7,024.46	11.76	21.32	.00	.00	7,045.78
200	9321	KEY CLUB	60,791.56	101.77	184.54	.00	.00	60,976.10

F I N A N C I A L   S U M M A R Y   R E P O R T  
Processing Month: August 2020  
MEDINA CITY SCHOOL DISTRICT

Fnd	Scc	Description	Beginning Balance	MTD Revenues	FYTD Revenues	MTD Expenditures	FYTD Expenditures	Current Available Balance
200	9323	MEDINAMITE	1,703.56	2.85	5.17	.00	.00	1,708.73
200	9324	MEDINIAN	52,103.20	86.96	157.90	159.90	159.90	52,101.20
200	9325	MHS BAND	12,888.22	21.36	38.73	.00	130.00	12,796.95
200	9326	NATIONAL HONOR SOCIETY	10,312.36	17.26	31.30	.00	.00	10,343.66
200	9327	ORCHESTRA	30,625.95	51.27	92.97	.00	.00	30,718.92
200	9330	SCIENCE OLYMPIAD CLUB	2,175.10	86.51-	83.55-	.00	.00	2,091.55
200	9331	SKI CLUB	3.20	.01	.01	.00	.00	3.21
200	9332	SPANISH CLUB	12,453.42	20.85	37.81	.00	.00	12,491.23
200	9333	STUDENT COUNCIL	26,362.34	1,264.81	1,300.67	791.00	816.00	26,847.01
200	9335	LATIN CLUB	8,588.13	397.31-	385.62-	.00	.00	8,202.51
200	9337	AMERICAN SIGN LANGUAGE CL	300.37	.50	.91	.00	.00	301.28
200	9339	SPEECH/DEBATE CLUB	19,527.29	32.69	59.28	.00	.00	19,586.57
200	9340	STUDENT'S H.O.P.E.	1,366.94	2.29	4.15	.00	.00	1,371.09
200	9346	PENGUIN BOWL/NOSB	119.26	.20	.36	.00	.00	119.62
200	9350	TECHNOLOGY CLUB	556.42	.93	1.69	.00	.00	558.11
200	9352	VIDEO CLUB - SR HI	6,222.64	10.42	18.89	.00	.00	6,241.53
200	9353	CHINESE CLUB	996.06	1.67	3.03	.00	.00	999.09
200	9355	GENDER AND SEXUALITY ALLI	1,457.43	2.44	4.42	.00	.00	1,461.85
200	9380	V O F T	17,788.89	29.78	54.00	.00	.00	17,842.89
200	9419	CLASS OF 2019	2,320.01	.00	.00	.00	.00	2,320.01
200	9420	CLASS OF 2020	11,143.05	18.65	33.82	.00	.00	11,176.87
200	9421	CLASS OF 2021	11,543.71	19.33	35.05	.00	.00	11,578.76
200	9422	CLASS OF 2022	3,689.42	6.18	11.20	.00	.00	3,700.62
200	9423	CLASS OF 2023	1,720.31	2.88	5.22	.00	.00	1,725.53
200	9999	GENERIC STUDENT ACTIV. FD	.01	.00	.00	.00	.00	.01
300	0000	ATHLETIC FUND	150,645.13	14,135.51	26,085.51	20,701.78	28,204.77	148,525.87
300	9110	GARFIELD FIELD TRIPS	5,775.49	.00	.00	.00	.00	5,775.49
300	9121	WORLD WATCHER'S CLUB	7,362.04	.00	.00	.00	.00	7,362.04
300	9140	HERITAGE FIELD TRIPS	88.71	.00	.00	.00	.00	88.71
300	9160	BLAKE FIELD TRIPS	488.58	.00	.00	.00	.00	488.58
300	9170	WAITE FIELD TRIPS	687.67	.00	.00	.00	.00	687.67
300	9180	NORTHROP FIELD TRIPS	1,367.85	.00	.00	.00	.00	1,367.85
300	9201	CLAGGETT MIDDLE SCH. BAND	26,594.07	.00	.00	.00	.00	26,594.07
300	9202	CLAGGETT MIDDLE SCH. ORCH	258.00	.00	.00	.00	.00	258.00
300	9203	CLAGGETT MIDDLE SCHOOL LI	370.00	.00	.00	.00	.00	370.00
300	9204	CLAGGETT M.S. CHOIR FUND	634.10	.00	.00	.00	.00	634.10
300	9208	CLAGGETT - 6TH GRADE TRIP	1,818.89	.00	.00	.00	.00	1,818.89
300	9250	ROOT M.S. BAND FUND	12,565.31	.00	.00	.00	.00	12,565.31
300	9251	ROOT M.S. ORCHESTRA FUND	1,246.65	.00	.00	.00	.00	1,246.65
300	9252	ROOT M.S. CHOIR FUND	3,270.15	.00	.00	.00	.00	3,270.15
300	9253	ROOT M.S. BEEHIVE	1,535.40	.00	.00	.00	.00	1,535.40
300	9258	ROOT - DISTRICT SUPERVISE	249.08	.00	249.08-	.00	.00	.00
300	9301	BOWLING CLUB	2,187.15	.00	.00	.00	.00	2,187.15
300	9302	MENS VOLLEYBALL	6,566.06	.00	.00	.00	.00	6,566.06
300	9303	HUDDLE/SHUDDLE	2,584.01	.00	.00	.00	.00	2,584.01
300	9304	LINK CREW	2,729.45	.00	.00	.00	.00	2,729.45

Date: 9/04/20

F I N A N C I A L   S U M M A R Y   R E P O R T  
Processing Month: August 2020  
MEDINA CITY SCHOOL DISTRICT

Page: 5  
(FINSUM)

Fnd	Sc	Description	Beginning Balance	MTD Revenues	FYTD Revenues	MTD Expenditures	FYTD Expenditures	Current Available Balance
300	9313	MUSICAL	13,930.73	.00	.00	.00	.00	13,930.73
300	9325	MHS BAND TRIP	7,171.20	.00	.00	.00	.00	7,171.20
300	9334	BEEHIVE CAFE	20,283.09	.00	.00	373.33	373.33	19,909.76
300	9390	GLOBAL TRIPS	3,166.00	.00	.00	.00	.00	3,166.00
300	9410	SPARKLE CHEERLEADING	2,013.29	.00	.00	.00	.00	2,013.29
401	9010	AUXILIARY FUNDS/ST FRANCI	109,164.41	147.22	285.70	55,137.09	62,591.40	46,858.71
401	9011	AUXILIARY FUNDS/ST FRANCI	.00	90,927.76	90,927.76	2,622.40	2,872.04	88,055.72
401	9017	AUXILIARY FUNDS/ST FRANCI	37.41	.00	.00	.00	.00	37.41
401	9020	AUX FUNDS NURTURY	13,815.34	5.99	24.54	591.25	780.20	13,059.68
401	9021	AUX FUNDS NURTURY	.00	3,583.36	3,583.36	.00	.00	3,583.36
401	9027	AUX FUNDS NURTURY	72.90	.00	.00	.00	.00	72.90
401	9030	AUX FUNDS MCA	44,480.08	24.28	62.73	8,867.13	21,948.06	22,594.75
401	9031	AUX FUNDS MCA	.00	46,135.76	46,135.76	28,457.12	31,615.02	14,520.74
401	9066	SM WONDERS	1,644.12	.00	.00	.00	.00	1,644.12
432	9097	MANAGE. INFO. SYS. FUND	.80	.00	.00	.00	.00	.80
450	9008	SCHOOLNET PLUS FY2008: GR	1.00	.00	.00	.00	.00	1.00
451	9010	CONNECTIVITY	19,800.00	.00	.00	.00	.00	19,800.00
451	9013	CONNECTIVITY 2013	800.00	.00	.00	.00	.00	800.00
451	9018	CONNECTIVITY FY18	564.00	.00	.00	.00	.00	564.00
451	9019	CONNECTIVITY	120.00	.00	.00	.00	.00	120.00
452	9008	SCHOOLNET PROFESSIONAL DE	66.15	.00	.00	.00	.00	66.15
467	9020	FOUNDATION - STUDENT WELL	200,259.08	.00	.00	15,837.90	38,177.62	162,081.46
499	9012	INTERN PSYCH FY12	45.81	.00	.00	.00	.00	45.81
499	9013	INTERN PSYCH FY13	39.97	.00	.00	.00	.00	39.97
499	9019	SCHOOL SAFETY	29,679.80	.00	.00	.00	.00	29,679.80
499	9024	LOCAL GOVERNMENT INNOVATI	7,750.00	.00	.00	.00	.00	7,750.00
499	9039	INTERN PSYCHOLOGIST GRANT	2.20	.00	.00	.00	.00	2.20
499	9112	E-TECH BLENDED LEARNING G	321.71	.00	.00	.00	.00	321.71
506	9014	RESIDENT EDUCATOR GRANT	950.00	.00	.00	.00	.00	950.00
516	9015	TITLE VI-B	2,690.82	.00	.00	.00	.00	2,690.82
516	9016	TITLE VI-B	229.90	.00	.00	.00	.00	229.90
516	9020	TITLE VI-B	36,321.49	.00	.00	58,743.65	199,693.09	163,371.60-
516	9021	TITLE VI-B	.00	.00	.00	53,185.83	53,185.83	53,185.83-
551	9120	TITLE III LEP	13,577.45	.00	.00	.00	1,666.01	11,911.44
572	9020	TITLE I	69.62	.00	.00	29,692.52	95,328.87	95,259.25-
572	9021	TITLE I	.00	.00	.00	21,935.25	21,935.25	21,935.25-
572	9116	TITLE I-D	2.83	.00	.00	.00	.00	2.83
572	9120	TITLE I-D	6,242.82	.00	.00	7,523.00	18,569.74	12,326.92-
587	9020	PRESCHOOL	685.03	.00	.00	2,744.29	8,313.51	7,628.48-
587	9021	PRESCHOOL	.00	.00	.00	968.60	968.60	968.60-
590	9020	TITLE II-A	37,260.68	.00	.00	1,294.00	11,174.41	26,086.27
590	9021	TITLE II-A	.00	.00	.00	2,466.91	2,466.91	2,466.91-
599	9020	TITLE IV-A STUDENT SUPPOR	8,839.72	.00	.00	.00	888.80	7,950.92
599	9021	TITLE IV-A STUDENT SUPPOR	.00	.00	.00	596.28	596.28	596.28-

Date: 9/04/20

F I N A N C I A L   S U M M A R Y   R E P O R T  
Processing Month: August 2020  
MEDINA CITY SCHOOL DISTRICT

Page: 6  
(FINSUM)

Fnd	Scs	Description	Beginning Balance	MTD Revenues	FYTD Revenues	MTD Expenditures	FYTD Expenditures	Current Available Balance
		Grand Total All Funds	73,606,972.04	4,314,349.81	32506,122.10	8,532,095.01	19168,887.71	86944,206.43
		Total Invested Funds	.00					



Date: 9/04/2020

C H E C K   R E G I S T E R  
Processing Month: August 2020  
MEDINA CITY SCHOOL DISTRICT

Page: 1  
(CHKREG)

Check#	Check Date	Org Sta	Vendor Paid	Check Amount	Status Date
009187	08/03/2020	M/M	MEMO - MEDICAL MUTUAL	86,403.84	
009188	08/03/2020	M/M	MEMO - MEDICAL MUTUAL	108,496.43	
009189	08/11/2020	M/M	MEMO - MEDICAL MUTUAL	267,526.97	
009190	08/07/2020	M/M	OHIO DEPT OF ED - MEMO CK	60,832.31	
009191	08/03/2020	M/M	MEMO --S T R S	17,671.20	
009192	08/03/2020	M/M	MEMO --S E R S	735.07	
009193	08/03/2020	M/M	MEMO - HUNTINGTON NAT'L BANK	3,670.09	
009194	08/03/2020	M/M	MEMO - BUREAU WORK COMP	691.64	
009195	08/14/2020	M/M	MEMO --S T R S	81,597.83	
009196	08/14/2020	M/M	MEMO --S E R S	4,173.01	
009197	08/14/2020	M/M	MEMO -MEDINA CITY SCHOOLS	337,258.70	
009198	08/14/2020	M/M	MEMO - HUNTINGTON NAT'L BANK	32,603.33	
009199	08/14/2020	M/M	MEMO - BUREAU WORK COMP	10,972.82	
009200	08/17/2020	M/M	MEMO MET LIFE INSURANCE	3,528.35	
009201	08/18/2020	M/M	MEMO - MEDICAL MUTUAL	195,254.04	
009202	08/18/2020	M/M	GORDON FOOD SERVICE	366.72	
009203	08/18/2020	M/M	GORDON FOOD SERVICE	92.17	
009204	08/18/2020	M/M	MEMO-CAPITAL ONE	7,496.58	
009205	08/21/2020	M/M	OHIO DEPT OF ED - MEMO CK	74,716.11	
009206	08/25/2020	M/M	MEMO - MEDICAL MUTUAL	198,045.28	
009207	08/24/2020	M/M	GORDON FOOD SERVICE	442.66	
009208	08/24/2020	M/M	GORDON FOOD SERVICE	361.49	
009209	08/14/2020	M/M	MEMO MET LIFE INSURANCE	4,838.43	
009210	08/28/2020	M/M	MEMO --S T R S	84,795.95	
009211	08/28/2020	M/M	MEMO --S E R S	3,990.48	
009212	08/28/2020	M/M	MEMO -MEDINA CITY SCHOOLS	333,708.13	
009213	08/28/2020	M/M	MEMO - HUNTINGTON NAT'L BANK	30,065.40	
009214	08/28/2020	M/M	MEMO - BUREAU WORK COMP	10,089.05	
009215	08/31/2020	M/M	STRS	542,336.00	
009216	08/31/2020	M/M	SERS - MEMO	128,916.00	
009217	08/31/2020	M/M	SYSCO CLEVELAND INC	1,167.90	
009218	08/31/2020	M/M	SYSCO CLEVELAND INC	516.22	
009219	08/31/2020	M/M	MEMO - P & A ADMINISTRATIVE	9,450.80	
009220	08/31/2020	M/M	MEMO - WESTFIELD BANK	100.00	
009221	08/31/2020	M/M	MEMO - BUREAU WORK COMP	5,169.35	
009222	08/31/2020	M/M	MEMO MET LIFE INSURANCE	67,830.17	
634078	08/12/2020	W/W	AASSA/SUMMIT ESC	100.00	
634079	08/12/2020	W/R	AIRGAS USA, LLC	23.64	08/17/2020
634080	08/12/2020	W/R	AKRON BEARING COMPANY, INC.	2,112.49	08/24/2020
634081	08/12/2020	W/R	ALLIED EQUIPMENT COMPANY	855.97	08/17/2020
634082	08/12/2020	W/R	AMAZON.COM	2,298.92	08/13/2020
634083	08/12/2020	W/R	AMPLIFIED IT, LLC	7,227.00	08/21/2020
634084	08/12/2020	W/R	AMY BUSBY	119.40	08/13/2020
634085	08/12/2020	W/R	APOLLO PEST CONTROL COMPANY	628.00	08/18/2020
634086	08/12/2020	W/R	APPLIED MSS	1,426.76	08/17/2020
634087	08/12/2020	W/R	ARMSTRONG	592.34	08/17/2020
634088	08/12/2020	W/R	ARMSTRONG CABLE	277.44	08/18/2020
634089	08/12/2020	W/R	BARNES & NOBLE BOOKSELLERS	1,466.34	08/18/2020
634090	08/12/2020	W/R	BORDEN DAIRY CO OF OHIO LLC	932.80	08/17/2020
634091	08/12/2020	W/W	BRIGHT IDEAS PRESS, LLC	4,405.83	
634092	08/12/2020	W/R	BROOKES PUBLISHING COMPANY INC	2,823.40	08/21/2020
634093	08/12/2020	W/R	BSN SPORTS LLC	3,622.40	08/19/2020

Date: 9/04/2020

C H E C K   R E G I S T E R  
Processing Month: August 2020  
MEDINA CITY SCHOOL DISTRICT

Page: 2  
(CHKREG)

Check#	Check Date	Org Sta	Vendor Paid	Check Amount	Status Date
634094	08/12/2020	W/R	LJ CBG ACQUISITION PRECISION D	4,810.05	08/18/2020
634095	08/12/2020	W/R	BUZZARD TOOLS LLC	2,543.99	08/24/2020
634096	08/12/2020	W/R	CARDINAL BUS SALES & SERV INC	1,182.07	08/17/2020
634097	08/12/2020	W/W	CDI COMPUTER DEALERS, INC.	43,900.00	
634098	08/12/2020	W/R	CENGAGE LEARNING INC.	3,105.30	08/13/2020
634099	08/12/2020	W/R	CENTERING FOR CHILDREN, INC.	112.00	08/18/2020
634100	08/12/2020	W/R	CENTERRA CO-OP	391.46	08/18/2020
634101	08/12/2020	W/W	CINTAS CORPORATION	4,120.57	
634102	08/12/2020	W/R	COLUMBIA GAS OF OHIO, INC	3,174.57	08/21/2020
634103	08/12/2020	W/R	CRISIS PREVENTON INST, INC.	150.00	08/19/2020
634104	08/12/2020	W/R	CRANDALL COMPANY, INC	733.47	08/21/2020
634105	08/12/2020	W/R	D & R CARPET SERVICE INC	15,264.00	08/25/2020
634106	08/12/2020	W/R	DAMON INDUSTRIES INC	796.32	08/17/2020
634107	08/12/2020	W/R	DANIEL SMITH	13.46	08/13/2020
634108	08/12/2020	W/R	DECKER EQUIPMENT/SCHOOL FIX	431.74	08/18/2020
634109	08/12/2020	W/R	DISCOUNT SCHOOL SUPPLY	72.43	08/17/2020
634110	08/12/2020	W/R	EASY GRAPHICS CORP	10,167.50	08/19/2020
634111	08/12/2020	W/W	EDUCATIONAL THERAPY CENTER	360.00	
634112	08/12/2020	W/R	ENNIS BRITTON CO LPA	290.00	08/13/2020
634113	08/12/2020	W/R	ESC OF MEDINA COUNTY	182.04	08/17/2020
634114	08/12/2020	W/R	EXPLORELEARNING LLC	7,775.75	08/24/2020
634115	08/12/2020	W/R	FARMERS EXCHANGE CO INC	272.94	08/18/2020
634116	08/12/2020	W/R	FASTENAL COMPANY	85.42	08/17/2020
634117	08/12/2020	W/R	FBN SYSTEMS, INC.	1,340.00	08/25/2020
634118	08/12/2020	W/R	FILM SCHOOL 4 TEENS	2,160.00	08/19/2020
634119	08/12/2020	W/R	FLINN SCIENTIFIC, INC.	1,445.50	08/18/2020
634120	08/12/2020	W/R	FRONTIER NORTH INC	5,664.29	08/17/2020
634121	08/12/2020	W/R	GLENOAK HIGH SCHOOL	185.00	08/31/2020
634122	08/12/2020	W/R	GRACE M. CROMER	19.00	08/13/2020
634123	08/12/2020	W/R	GRAINGER SUPPLY CO	1,449.81	08/18/2020
634124	08/12/2020	W/R	GREATER CLEVELAND ASSIGNORS	540.00	08/19/2020
634125	08/12/2020	W/R	GRIZZLY AUTO & TIRE	558.99	08/18/2020
634126	08/12/2020	W/R	H.S.H. CONSTRUCTION &	1,200.00	08/24/2020
634127	08/12/2020	W/R	HARCOURT OUTLINES, INC.	501.10	08/17/2020
634128	08/12/2020	W/R	HD SUPPLY FACILITIES	62.13	08/19/2020
634129	08/12/2020	W/W	HOUGHTON MIFFLIN	6,201.60	
634130	08/12/2020	W/R	HOUSE OF FLOWERS & GIFTS LLC	40.00	08/19/2020
634131	08/12/2020	W/R	HUDL	6,265.11	08/17/2020
634132	08/12/2020	W/W	HUDSON CITY SCHOOL DISTRICT	285.00	
634133	08/12/2020	W/R	INDUSTRIAL HYDRAULIC SERVICE	2,898.19	08/19/2020
634134	08/12/2020	W/R	JACKSON HIGH SCHOOL	320.00	08/18/2020
634135	08/12/2020	W/R	JANNOT'S DESIGNS LLC	619.70	08/17/2020
634136	08/12/2020	W/W	JOHNSON CONTROLS FIRE PROT LP	860.00	
634137	08/12/2020	W/R	JOSHEN PAPER & PACKAGING	1,077.36	08/17/2020
634138	08/12/2020	W/W	KAASP	20.00	
634139	08/12/2020	W/W	KAREN PLATZ	300.00	
634140	08/12/2020	W/R	LEARNING A-Z	9,445.50	08/17/2020
634141	08/12/2020	W/R	LODI LUMBER CO	181.46	08/17/2020
634142	08/12/2020	W/R	MACK'S, INC.	353.15	08/21/2020
634143	08/12/2020	W/R	MARS ELECTRIC CO.	171.36	08/17/2020
634144	08/12/2020	W/R	MCMASTER-CARR	5,041.91	08/17/2020
634145	08/12/2020	W/R	MEDINA COUNTY SANITARY	12,287.63	08/18/2020

Date: 9/04/2020

C H E C K   R E G I S T E R  
Processing Month: August 2020  
MEDINA CITY SCHOOL DISTRICT

Page: 3  
(CHKREG)

Check#	Check Date	Org Sta	Vendor Paid	Check Amount	Status Date
634146	08/12/2020	W/R	MEDINA GLASS COMPANY	2,759.00	08/19/2020
634147	08/12/2020	W/R	MEDINA HARDWARE, INC	784.31	08/20/2020
634148	08/12/2020	W/R	MENTOR HIGH SCHOOL	125.00	08/24/2020
634149	08/12/2020	W/R	MONTVILLE POLICE DEPARTMENT	97.75	08/19/2020
634150	08/12/2020	W/R	MT BUSINESS TECHNOLOGIES, INC.	456.10	08/17/2020
634151	08/12/2020	W/R	NAEIR	465.00	08/17/2020
634152	08/12/2020	W/R	NAPT	115.00	08/24/2020
634153	08/12/2020	W/R	NICHOLS PAPER & SUPPLY CO.	859.59	08/17/2020
634154	08/12/2020	W/R	NORTH COAST WINDOW SOLUTIONS	5,325.00	08/17/2020
634155	08/12/2020	W/R	NORTH GATEWAY TIRE CO INC	231.26	08/17/2020
634156	08/12/2020	W/R	NORTHERN OHIO EQUIP. SERVICES	630.00	08/21/2020
634157	08/12/2020	W/W	OAPSA	125.00	
634158	08/12/2020	W/R	OCP CONTRACTORS INC	63,400.00	08/17/2020
634159	08/12/2020	W/R	OASSA	545.00	08/18/2020
634160	08/12/2020	W/R	OHIO EDISON COMPANY	56,545.41	08/17/2020
634161	08/12/2020	W/R	OHIO SCHOOL RESOURCE OFFICERS	49.00	08/24/2020
634162	08/12/2020	W/R	ORLO AUTO PARTS INC	593.43	08/18/2020
634163	08/12/2020	W/R	PERFECTION LEARNING CORP.	756.84	08/18/2020
634164	08/12/2020	W/W	POINT SPRING & DRIVESHAFT CO	190.16	
634165	08/12/2020	W/R	POPPLERS MUSIC STORE	799.00	08/20/2020
634166	08/12/2020	W/R	PRAXAIR	27.45	08/20/2020
634167	08/12/2020	W/R	PURE WATER TECHNOLOGY LLC	59.95	08/25/2020
634168	08/12/2020	W/R	REINHARDT SUPPLY COMPANY	270.29	08/20/2020
634169	08/12/2020	W/R	ROJEN COMPANY	692.43	08/18/2020
634170	08/12/2020	W/R	THEODORE ROOSEVELT HIGH SCHOOL	200.00	08/21/2020
634171	08/12/2020	W/R	SC STRATEGIC SOLUTIONS LLC	72.00	08/17/2020
634172	08/12/2020	W/R	SCHOOL DATEBOOKS INC	348.22	08/17/2020
634173	08/12/2020	W/R	SCRUBBER CITY INC	47.44	08/24/2020
634174	08/12/2020	W/R	SHERWIN WILLIAMS COMPANY	143.70	08/17/2020
634175	08/12/2020	W/R	SMETZER'S TIRE CENTER, INC.	342.00	08/17/2020
634176	08/12/2020	W/R	SMITH BROTHERS INC.	858.00	08/20/2020
634177	08/12/2020	W/R	ST. IGNATIUS HIGH SCHOOL	325.00	08/25/2020
634178	08/12/2020	W/R	STANDARD WELDING & STEEL	149.13	08/17/2020
634179	08/12/2020	W/R	STARFALL EDUCATION FOUNDATION	1,890.00	08/21/2020
634180	08/12/2020	W/R	STEVEN MISHLER	68.54	08/13/2020
634181	08/12/2020	W/W	SUBURBAN SCHOOL	5,897.00	
634182	08/12/2020	W/R	SUMMIT CONSTRUCTION CO LLC	79,548.54	08/18/2020
634183	08/12/2020	W/R	SUPERIOR PRINTING INC DBA	381.22	08/18/2020
634184	08/12/2020	W/R	SYN TECH SYSTEMS INC	550.00	08/18/2020
634185	08/12/2020	W/R	TALBERT'S COMMERCIAL PRODUCTS	122.38	08/19/2020
634186	08/12/2020	W/R	TAYLOR CONSULTING GROUP	4,116.00	08/25/2020
634187	08/12/2020	W/R	TECHNOLOGY ENGINEERING	8,888.75	08/13/2020
634188	08/12/2020	W/R	TRANSPORTATION ACCESSORIES	294.38	08/18/2020
634189	08/12/2020	W/R	TURKEYFOOT LAKE GOLF LINKS	1,071.00	08/18/2020
634190	08/12/2020	W/R	TUSING BUILDERS LTD	76,626.00	08/17/2020
634191	08/12/2020	W/W	USA MOBILE DRUG TESTING	355.00	
634192	08/12/2020	W/W	VERIZON WIRELESS	162.40	
634193	08/12/2020	W/R	VINSON GROUP, LLC	2,500.00	08/20/2020
634194	08/12/2020	W/R	WESTERN STATES ENVELOPE CO	432.84	08/20/2020
634195	08/12/2020	W/R	WOLFF BROS. SUPPLY, INC.	2,012.66	08/17/2020
634196	08/12/2020	W/R	ZANER-BLOSER, INC	3,077.21	08/17/2020
634197	08/12/2020	B/R	JACALYN PALINCHIK	35.60	08/13/2020

Date: 9/04/2020

C H E C K   R E G I S T E R  
Processing Month: August 2020  
MEDINA CITY SCHOOL DISTRICT

Page: 4  
(CHKREG)

Check#	Check Date	Org Sta	Vendor Paid	Check Amount	Status Date
634198	08/12/2020	B/B	ANGELA OLS	330.00	
634199	08/12/2020	B/B	NICOLE APOSTOLAKIS	22.25	
634200	08/12/2020	B/R	JENNIFER LETNER	122.85	08/17/2020
634201	08/12/2020	B/R	ST. AMBROSE CHURCH	90.00	08/20/2020
634202	08/12/2020	B/B	AMBER LEE TRIBUZZO	40.50	
634203	08/18/2020	W/R	ABC THERAPY, LTD	410.00	08/19/2020
634204	08/18/2020	W/R	ACHIEVEMENT ADVANTAGE	3,600.00	08/21/2020
634205	08/18/2020	W/R	AMAZON.COM	2,171.78	08/19/2020
634206	08/18/2020	W/R	ARMSTRONG CABLE	277.44	08/21/2020
634207	08/18/2020	W/R	ASHLAND HIGH SCHOOL	225.00	08/24/2020
634208	08/18/2020	W/R	BELINDA MEIER	650.00	08/25/2020
634209	08/18/2020	W/R	BLACKBOARD INC (WEBSITE)	8,500.00	08/19/2020
634210	08/18/2020	W/W	BRIGHT IDEAS PRESS, LLC	5,431.40	
634211	08/18/2020	W/R	BRUNSWICK ATHLETIC DEPT	525.00	08/25/2020
634212	08/18/2020	W/R	CAROLINA BIOLOGICAL SUPPLY CO.	523.10	08/21/2020
634213	08/18/2020	W/R	CHERYL BELL	47.68	08/19/2020
634214	08/18/2020	W/W	CINTAS CORPORATION	388.02	
634215	08/18/2020	W/R	COLLINCARESCURECANCER CORP	1,566.46	08/24/2020
634216	08/18/2020	W/R	COLUMBIA GAS OF OHIO, INC	195.42	08/24/2020
634217	08/18/2020	W/R	CUMMINS INTERSTATE POWER INC	770.00	08/21/2020
634218	08/18/2020	W/W	CYNTHIA M SHEVEL	2,250.00	
634219	08/18/2020	W/R	DEBBIE QUAIDER	250.00	08/20/2020
634220	08/18/2020	W/R	DECKER EQUIPMENT/SCHOOL FIX	863.48	08/21/2020
634221	08/18/2020	W/R	DISCOUNT SCHOOL SUPPLY	158.05	08/25/2020
634222	08/18/2020	W/R	DYSLEXIA COACH OF NJ LLC	455.00	08/24/2020
634223	08/18/2020	W/R	E3 GORDON STOWE	637.00	08/26/2020
634224	08/18/2020	W/R	EMILY PETTWAY	650.00	08/19/2020
634225	08/18/2020	W/R	ENTERPRISE FLEET MGMT INC.	11,830.95	08/25/2020
634226	08/18/2020	W/R	ESC OF MEDINA COUNTY	8,925.00	08/21/2020
634227	08/18/2020	W/R	FRAZIER BEHAVIORAL HEALTH	2,800.00	08/20/2020
634228	08/18/2020	W/R	FRONTIER NORTH INC	760.80	08/21/2020
634229	08/18/2020	W/W	GREEN LOCAL SCHOOLS	275.00	
634230	08/18/2020	W/R	HIGHLAND HIGH SCHOOL	200.00	08/20/2020
634231	08/18/2020	W/R	HUDSON CITY SCHOOL DISTRICT	450.00	08/26/2020
634232	08/18/2020	W/R	ACA TRACK	1,290.00	08/19/2020
634233	08/18/2020	W/R	JOSHEN PAPER & PACKAGING	361.70	08/20/2020
634234	08/18/2020	W/R	KAREN PLATZ	50.00	08/20/2020
634235	08/18/2020	W/R	LANGUAGE LEARNING ASSOCIATES	4,864.50	08/19/2020
634236	08/18/2020	W/R	MAGNIFICAT HIGH SCHOOL	250.00	08/24/2020
634237	08/18/2020	W/R	MARION D LEONARD	250.00	08/19/2020
634238	08/18/2020	W/R	MARS ELECTRIC CO.	39.90	08/20/2020
634239	08/18/2020	W/R	MATH LEARNING CENTER	4,784.18	08/28/2020
634240	08/18/2020	W/R	MEDINA CITY SCHOOLS	2,811.60	08/20/2020
634241	08/18/2020	W/R	MEDINA GLASS COMPANY	19,368.00	08/28/2020
634242	08/18/2020	W/R	MORGAN AMEND	1,771.00	08/21/2020
634243	08/18/2020	W/R	MUSIC THERAPY ENRICHMENT	100.00	08/24/2020
634244	08/18/2020	W/R	NEOLA INC.	650.00	08/21/2020
634245	08/18/2020	W/R	NEONET	157,835.00	08/20/2020
634246	08/18/2020	W/R	OHIO ASSOC OF STUDENT LEADERS	75.00	08/24/2020
634247	08/18/2020	W/R	OASSA	840.00	08/31/2020
634248	08/18/2020	W/R	OHIO SCHOOLS COUNCIL	2,995.50	08/21/2020
634249	08/18/2020	W/R	OHIO SCHOOLS COUNCIL- NAT GAS	12,550.00	08/21/2020



Date: 9/04/2020

C H E C K   R E G I S T E R  
Processing Month: August 2020  
MEDINA CITY SCHOOL DISTRICT

Page: 5  
(CHKREG)

Check#	Check Date	Org Sta	Vendor Paid	Check Amount	Status Date
634250	08/18/2020	W/R	OIAAA - OHIO INTERSCHOLASTIC	605.00	08/24/2020
634251	08/18/2020	W/R	P & A ADMINISTRATIVE SERVICES	599.00	08/24/2020
634252	08/18/2020	W/W	PADUA FRANCISCAN HIGH SCHOOL	200.00	
634253	08/18/2020	W/W	PEARSON EDUCATION, INC.	1,254.69	
634254	08/18/2020	W/W	QUILL CORPORATION	1,056.22	
634255	08/18/2020	W/R	REALLY GOOD STUFF LLC	199.89	08/21/2020
634256	08/18/2020	W/R	REDTREE INVESTMENT GROUP	3,189.56	08/19/2020
634257	08/18/2020	W/R	REINHARDT SUPPLY COMPANY	501.93	08/24/2020
634258	08/18/2020	W/R	RONDA FRENCH	467.00	08/19/2020
634259	08/18/2020	W/R	ROUND TRACKER	58.50	08/24/2020
634260	08/18/2020	W/R	SCHOLASTIC INC	329.67	08/31/2020
634261	08/18/2020	W/R	SHALE CREEK GOLF CLUB	4,140.00	08/21/2020
634262	08/18/2020	W/R	SHERWIN WILLIAMS COMPANY	93.25	08/25/2020
634263	08/18/2020	W/R	SPORTSWORLD	716.00	08/21/2020
634264	08/18/2020	W/R	TALBERT'S COMMERCIAL PRODUCTS	350.63	08/24/2020
634265	08/18/2020	W/V	TAMMY LYNES	1,790.60	08/20/2020
634266	08/18/2020	W/R	TERI LEWIS	250.00	08/31/2020
634267	08/18/2020	W/W	THYSSENKRUPP ELEVATOR CORP	2,544.60	
634268	08/18/2020	W/R	TODD STANLEY	1,000.00	08/20/2020
634269	08/18/2020	W/W	TES THERAPY	6,953.04	
634270	08/18/2020	W/R	AUDITOR OF STATE'S OFFICE	1,107.00	08/20/2020
634271	08/18/2020	W/R	UNITED RENTALS (N AMERICA) INC	150.00	08/26/2020
634272	08/18/2020	W/R	VALORE'S TRUCK PAINTING &	862.50	08/24/2020
634273	08/18/2020	W/R	VINCENT LIGHTING SYSTEMS CO	1,550.00	08/20/2020
634274	08/18/2020	W/R	WALSH JESUIT HIGH SCHOOL	275.00	08/26/2020
634275	08/18/2020	W/R	WILLIAM H SADLIER, INC.	7,679.90	08/24/2020
634276	08/25/2020	W/W	ACDC LEADERSHIP & CONSULTING	1,344.99	
634277	08/25/2020	W/W	ADLER TEAM SPORTS	464.40	
634278	08/25/2020	W/W	AG-PRO OHIO, LLC	135.41	
634279	08/25/2020	W/W	AIRGAS USA, LLC	59.02	
634280	08/25/2020	W/R	ALAYNA WARRINGTON	850.00	08/26/2020
634281	08/25/2020	W/R	AMAZON.COM	1,763.17	08/26/2020
634282	08/25/2020	W/W	APEX LEARNING INC	62,730.75	
634283	08/25/2020	W/R	APPLIED MSS	1,200.73	08/31/2020
634284	08/25/2020	W/R	BARNES & NOBLE BOOKSELLERS	312.00	08/31/2020
634285	08/25/2020	W/R	BORDEN DAIRY CO OF OHIO LLC	304.80	08/28/2020
634286	08/25/2020	W/R	BRIAN CONDIT	145.88	08/26/2020
634287	08/25/2020	W/W	BRIGHT IDEAS PRESS, LLC	470.53	
634288	08/25/2020	W/W	BULK BOOKSTORE	2,710.18	
634289	08/25/2020	W/W	CAPP USA, INC.	407.15	
634290	08/25/2020	W/R	CARDINAL BUS SALES & SERV INC	738.78	08/28/2020
634291	08/25/2020	W/R	CDWG	2,673.65	08/31/2020
634292	08/25/2020	W/R	CINTAS FIRST AID & SAFETY	185.20	08/31/2020
634293	08/25/2020	W/W	CINTAS CORPORATION	750.59	
634294	08/25/2020	W/R	CITY OF MEDINA	13,002.02	08/28/2020
634295	08/25/2020	W/W	CLEVELAND CLINIC ATWORK	1,534.00	
634296	08/25/2020	W/R	CLEVELAND PLUMBING	13.92	08/28/2020
634297	08/25/2020	W/W	COLUMBIA GAS OF OHIO, INC	3,059.64	
634298	08/25/2020	W/R	CROWN TROPHY OF MEDINA	400.00	08/28/2020
634299	08/25/2020	W/R	DAMON INDUSTRIES INC	498.30	08/28/2020
634300	08/25/2020	W/R	DAWN CIPRO	600.00	08/31/2020
634301	08/25/2020	W/W	EASY GRAPHICS CORP	2,155.00	

Date: 9/04/2020

C H E C K   R E G I S T E R  
Processing Month: August 2020  
MEDINA CITY SCHOOL DISTRICT

Page: 6  
(CHKREG)

Check#	Check Date	Org Sta	Vendor Paid	Check Amount	Status Date
634302	08/25/2020	W/W	EDGENUITY INC	5,150.00	
634303	08/25/2020	W/R	ENVIROCHEMICAL INC	75.00	08/31/2020
634304	08/25/2020	W/R	FASTENAL COMPANY	34.49	08/31/2020
634305	08/25/2020	W/W	FOWLER COMPANY	5,510.12	
634306	08/25/2020	W/W	GALVIN THERAPY CENTER	600.00	
634307	08/25/2020	W/W	GARDINER SERVICE COMPANY	375.00	
634308	08/25/2020	W/R	GRAINGER SUPPLY CO	262.42	08/28/2020
634309	08/25/2020	W/W	HD SUPPLY FACILITIES	540.55	
634310	08/25/2020	W/R	JOSTENS INC	159.90	08/28/2020
634311	08/25/2020	W/R	JOURNEYED.COM INC	2,449.00	08/31/2020
634312	08/25/2020	W/W	KAREN PLATZ	150.00	
634313	08/25/2020	W/R	KELE INC	219.24	08/31/2020
634314	08/25/2020	W/R	KRISTINE QUALLICH	55.50	08/26/2020
634315	08/25/2020	W/R	LAKE SHORE LEARNING MATERIALS	104.98	08/31/2020
634316	08/25/2020	W/W	MATH LEARNING CENTER	18,674.49	
634317	08/25/2020	W/R	MCGRAW-HILL SCHOOL EDU. LLC	9,742.61	08/31/2020
634318	08/25/2020	W/R	MCMMASTER-CARR	493.11	08/28/2020
634319	08/25/2020	W/R	MEDINA CITY SCHOOLS	23,206.85	08/26/2020
634320	08/25/2020	W/W	MEDINA CITY SCHOOLS FOUNDATION	53.05	
634321	08/25/2020	W/W	MEMBEAN, INC	1,160.00	
634322	08/25/2020	W/R	MOBYMAX EDUCATION, LLC	299.00	08/28/2020
634323	08/25/2020	W/R	MT BUSINESS TECHNOLOGIES, INC.	88.35	08/31/2020
634324	08/25/2020	W/R	NANCY MYERS	250.00	08/31/2020
634325	08/25/2020	W/R	NASCO	610.67	08/31/2020
634326	08/25/2020	W/R	THE M CONLEY COMPANY	350.00	08/28/2020
634327	08/25/2020	W/W	NICHOLS PAPER & SUPPLY CO.	3,523.40	
634328	08/25/2020	W/R	NORTHERN OHIO EQUIP. SERVICES	1,440.25	08/28/2020
634329	08/25/2020	W/W	OASSA	545.00	
634330	08/25/2020	W/W	OHIO DEPARTMENT OF AGRICULTURE	70.00	
634331	08/25/2020	W/R	OHIO DEPT OF JOB &	6,928.68	08/28/2020
634332	08/25/2020	W/R	OHIO EDISON COMPANY	125.93	08/28/2020
634333	08/25/2020	W/W	OHM ADVISORS	19,880.00	
634334	08/25/2020	W/R	ORLO AUTO PARTS INC	414.47	08/28/2020
634335	08/25/2020	W/W	PALOS SPORTS, INC.	2,220.00	
634336	08/25/2020	W/W	MOTIVATING SYSTEMS	796.87	
634337	08/25/2020	W/R	PETERS KALAIL & MARKAKIS CO	2,370.00	08/26/2020
634338	08/25/2020	W/W	QUILL CORPORATION	845.90	
634339	08/25/2020	W/R	REBECCA MARPLE	63.09	08/26/2020
634340	08/25/2020	W/W	REINHARDT SUPPLY COMPANY	1,366.27	
634341	08/25/2020	W/R	RENTEQUIP, INC.	233.20	08/28/2020
634342	08/25/2020	W/R	ROBERTS GRAPHICS	323.80	08/31/2020
634343	08/25/2020	W/R	ROSE BRAND WIPERS INC	432.71	08/31/2020
634344	08/25/2020	W/W	SCHOLASTIC MAGAZINES	434.78	
634345	08/25/2020	W/R	SCHOOL DATEBOOKS INC	608.58	08/28/2020
634346	08/25/2020	W/R	SCHOOL SPECIALTY, INC	2.58	08/31/2020
634347	08/25/2020	W/R	SCHOOLMATE	924.75	08/31/2020
634348	08/25/2020	W/R	SHARON TERRION	300.00	08/28/2020
634349	08/25/2020	W/R	SHERWIN WILLIAMS COMPANY	2,926.45	08/31/2020
634350	08/25/2020	W/R	STANDARD WELDING & STEEL	17.66	08/31/2020
634351	08/25/2020	W/R	STEPS ACADEMY	8,062.50	08/31/2020
634352	08/25/2020	W/W	SUPECK SEPTIC SERVICES, LLC.	2,974.99	
634353	08/25/2020	W/R	TALBERT'S COMMERCIAL PRODUCTS	986.00	08/31/2020

Date: 9/04/2020

C H E C K   R E G I S T E R  
Processing Month: August 2020  
MEDINA CITY SCHOOL DISTRICT

Page: 7  
(CHKREG)

Check#	Check Date	Org Sta	Vendor Paid	Check Amount	Status Date
634354	08/25/2020	W/R	TIMBERS-KOVAR & CO	526.25	08/28/2020
634355	08/25/2020	W/R	OHIO DEPARTMENT OF COMMERCE	668.50	08/31/2020
634356	08/25/2020	W/W	U S BANK NATIONAL ASSOC (SFX)	990.00	
634357	08/25/2020	W/W	US BANK EQUIPMENT FINANCE	11,415.00	
634358	08/25/2020	W/R	VERIZON BUSINESS	631.37	08/31/2020
634359	08/25/2020	W/W	W.B. MASON CO., INC.	16,170.12	
634360	08/25/2020	W/W	WEVIDEO INC	2,329.00	
634361	08/25/2020	W/W	MacGILL DISCOUNT NURSE SUPPLY	372.71	
634362	08/25/2020	W/R	WOLFF BROS. SUPPLY, INC.	1,049.49	08/28/2020
634363	08/25/2020	B/R	REBECCA KARNS	53.00	08/31/2020
634364	08/25/2020	B/B	MICHAEL ASH	54.60	
634365	08/25/2020	B/R	MAREN SCHWEEN	100.00	08/31/2020
634366	08/25/2020	B/R	JOANNE NORRIS	20.00	08/28/2020
634367	08/25/2020	B/B	KATHERINE SPEYER	30.00	
634368	08/25/2020	B/R	KEVIN SCHRAMM	205.00	08/31/2020
634369	08/25/2020	B/B	JESSICA / MICHAEL HOSEY	206.00	
634370	08/25/2020	W/R	LAWRENCE SCHOOL	58,847.00	08/31/2020
942525	08/03/2020	C/C	MEMO -MEDINA CITY SCHOOLS	138,322.31	
942526	08/14/2020	C/C	MEMO -MEDINA CITY SCHOOLS	2,185,909.14	
942527	08/28/2020	C/C	MEMO -MEDINA CITY SCHOOLS	2,008,494.41	
Total Checks Issued				\$ 8,192,207.84	

Date: 09/04/20  
Time: 12:41 pm

MEDINA CITY SCHOOL DISTRICT  
Appropriation Account Summary  
SORTED BY FUND-SCC

Page: 1  
(APPSUM)

FYTD Appropriated	Prior FY Carryover Encumbrances	FYTD Expendable	FYTD Actual Expenditures	MTD Actual Expenditures	Current Encumbrances	FYTD Unencumbered Balance	FYTD Percent Exp/Enc
*****TOTAL FOR FUND-SCC 001 0000 (GENERAL FUND):							
70,696,101.99	977,435.17	71,673,537.16	13,928,660.85	6,312,928.83	3,459,615.16	54,285,261.15	24.26
=====							
*****TOTAL FOR FUND-SCC 002 9000 (BOND RETIREMENT - NEW ELEM/SR HIGH):							
4,296,036.50	0.00	4,296,036.50	25,844.15	25,844.15	0.00	4,270,192.35	0.60
=====							
*****TOTAL FOR FUND-SCC 002 9012 (LOCAL SALES TAX RETIREMENT OF COPS):							
1,741,187.50	0.00	1,741,187.50	0.00	0.00	1,250.00	1,739,937.50	0.07
=====							
*****TOTAL FOR FUND-SCC 002 9014 (CONSOLIDATION - ENERGY & TRANSP NOTES):							
337,756.25	0.00	337,756.25	0.00	0.00	0.00	337,756.25	0.00
=====							
*****TOTAL FOR FUND-SCC 003 0000 (PERMANENT IMPROVEMENT FUND):							
125,994.61	0.00	125,994.61	0.00	0.00	0.00	125,994.61	0.00
=====							
*****TOTAL FOR FUND-SCC 003 9000 (PERMANENT IMPROVEMENT FUND):							
13,601.14	0.00	13,601.14	0.00	0.00	0.00	13,601.14	0.00
=====							
*****TOTAL FOR FUND-SCC 003 9001 (MEDINA CITY REC CENTER-PERMANENT IMPROV.):							
100,000.00	3,236.25	103,236.25	1,694.38-	618.13-	2,062.50	102,868.13	0.36
=====							
*****TOTAL FOR FUND-SCC 006 0000 (LUNCHROOM FUND):							
1,767,350.00	57,425.93	1,824,775.93	247,219.45	101,348.80	175,141.62	1,402,414.86	23.15
=====							
*****TOTAL FOR FUND-SCC 007 9004 (COLLINS SCHOLARSHIP/POST-GRADUATE):							
18,000.00	0.00	18,000.00	0.00	0.00	18,000.00	0.00	100.00
=====							
*****TOTAL FOR FUND-SCC 007 9333 (RIOS STUDENT LEADER SCHOLAR.):							
4,000.00	0.00	4,000.00	0.00	0.00	4,000.00	0.00	100.00
=====							



Date: 09/04/20  
Time: 12:41 pm

MEDINA CITY SCHOOL DISTRICT  
Appropriation Account Summary  
SORTED BY FUND-SCC

Page: 2  
(APPSUM)

FYTD Appropriated	Prior FY Carryover Encumbrances	FYTD Expendable	FYTD Actual Expenditures	MTD Actual Expenditures	Current Encumbrances	FYTD Unencumbered Balance	FYTD Percent Exp/Enc
*****TOTAL FOR FUND-SCC 008 9002 (KANEHL MUSIC TRUST):							
250.00	0.00	250.00	0.00	0.00	250.00	0.00	100.00
=====							
*****TOTAL FOR FUND-SCC 008 9003 (RICHARD HOFFMAN COLLINS MEMORIAL SCHOLARSHIP ):							
30,000.00	0.00	30,000.00	0.00	0.00	25,000.00	5,000.00	83.33
=====							
*****TOTAL FOR FUND-SCC 008 9112 (ELAINE BUSHMAN FUND):							
400.00	0.00	400.00	0.00	0.00	400.00	0.00	100.00
=====							
*****TOTAL FOR FUND-SCC 009 9000 (STAR):							
27,428.00	0.00	27,428.00	0.00	0.00	0.00	27,428.00	0.00
=====							
*****TOTAL FOR FUND-SCC 009 9110 (UNIFORM SUPPLIES GARFIELD):							
6,496.00	0.00	6,496.00	0.00	0.00	4,304.86	2,191.14	66.27
=====							
*****TOTAL FOR FUND-SCC 009 9120 (UNIFORM SUPPLIES - CANAVAN):							
11,844.00	0.00	11,844.00	5,785.70	5,785.70	2,090.00	3,968.30	66.50
=====							
*****TOTAL FOR FUND-SCC 009 9130 (UNIFORM SUPPLIES - FENN):							
14,374.00	0.00	14,374.00	7,402.03	7,402.03	5,521.42	1,450.55	89.91
=====							
*****TOTAL FOR FUND-SCC 009 9140 (UNIFORM SUPPLIES - HERITAGE):							
9,488.00	0.00	9,488.00	4,784.18	4,784.18	2,800.00	1,903.82	79.93
=====							
*****TOTAL FOR FUND-SCC 009 9160 (UNIFORM SUPPLIES - BLAKE):							
12,965.00	0.00	12,965.00	924.75	924.75	8,352.10	3,688.15	71.55
=====							
*****TOTAL FOR FUND-SCC 009 9170 (UNIFORM SUPPLIES - RALPH WAITE ELEMENTARY):							
13,333.00	0.00	13,333.00	0.00	0.00	9,006.54	4,326.46	67.55
=====							

Date: 09/04/20  
Time: 12:41 pm

MEDINA CITY SCHOOL DISTRICT  
Appropriation Account Summary  
SORTED BY FUND-SCC

Page: 3  
(APPSUM)

FYTD Appropriated	Prior FY Carryover Encumbrances	FYTD Expendable	FYTD Actual Expenditures	MTD Actual Expenditures	Current Encumbrances	FYTD Unencumbered Balance	FYTD Percent Exp/Enc
*****TOTAL FOR FUND-SCC 009 9180 (UNIFORM SUPPLIES - ELIZA NORTHROP ELEMENTARY ):							
12,218.00	0.00	12,218.00	6,744.85	6,744.85	2,000.00	3,473.15	71.57
=====							
*****TOTAL FOR FUND-SCC 009 9200 (UNIFORM SUPPLIES - CLAGGETT MIDDLE SCHOOL):							
30,286.00	0.00	30,286.00	4,930.18	4,930.18	12,376.37	12,979.45	57.14
=====							
*****TOTAL FOR FUND-SCC 009 9210 (UNIFORM SUPPLIES - A.I. ROOT MIDDLE SCHOOL):							
24,829.00	0.00	24,829.00	0.00	0.00	23,468.75	1,360.25	94.52
=====							
*****TOTAL FOR FUND-SCC 009 9300 (UNIFORM SUPPLIES - SENIOR HIGH SCHOOL):							
180,156.00	15,778.55	195,934.55	10,038.87	27.45	84,906.19	100,989.49	48.46
=====							
*****TOTAL FOR FUND-SCC 014 9016 (MEDINA CNTY JUV DET CNTR):							
295,300.00	0.00	295,300.00	57,660.83	24,514.30	0.00	237,639.17	19.53
=====							
*****TOTAL FOR FUND-SCC 014 9116 (EVOLVE):							
1,068,640.00	782.79	1,069,422.79	154,900.31	73,956.63	59,988.08	854,534.40	20.09
=====							
*****TOTAL FOR FUND-SCC 016 0000 (EMERGENCY LEVY):							
4,563,913.70	357,885.89	4,921,799.59	1,370,366.93	416,308.53	567,980.13	2,983,452.53	39.38
=====							
*****TOTAL FOR FUND-SCC 018 9000 (PUBLIC SCHOOL SUPPORT - SUPERINTENDENT):							
10.00	0.00	10.00	0.00	0.00	0.00	10.00	0.00
=====							
*****TOTAL FOR FUND-SCC 018 9110 (PRINCIPAL'S FUND - GARFIELD):							
9,535.00	0.00	9,535.00	1,046.87	1,046.87	3,400.00	5,088.13	46.64
=====							
*****TOTAL FOR FUND-SCC 018 9113 (GARFIELD MEDIA CENTER):							
2,100.00	0.00	2,100.00	0.00	0.00	0.00	2,100.00	0.00
=====							

Date: 09/04/20  
Time: 12:41 pm

MEDINA CITY SCHOOL DISTRICT  
Appropriation Account Summary  
SORTED BY FUND-SCC

Page: 4  
(APPSUM)

FYTD Appropriated	Prior FY Carryover Encumbrances	FYTD Expendable	FYTD Actual Expenditures	MTD Actual Expenditures	Current Encumbrances	FYTD Unencumbered Balance	FYTD Percent Exp/Enc
*****TOTAL FOR FUND-SCC 018 9120 (PRINCIPAL - CANAVAN):							
10,775.00	621.00	11,396.00	1,146.91	1,146.91	3,227.75	7,021.34	38.39
=====							
*****TOTAL FOR FUND-SCC 018 9123 (BOOK FAIR - CANAVAN):							
5,060.00	0.00	5,060.00	0.00	0.00	0.00	5,060.00	0.00
=====							
*****TOTAL FOR FUND-SCC 018 9130 (PRINCIPAL - FENN):							
17,670.00	0.00	17,670.00	1,262.42	1,179.65	4,738.68	11,668.90	33.96
=====							
*****TOTAL FOR FUND-SCC 018 9132 (FENN SCHOOL STORE):							
600.00	0.00	600.00	0.00	0.00	0.00	600.00	0.00
=====							
*****TOTAL FOR FUND-SCC 018 9133 (BOOK FAIR - FENN):							
150.00	0.00	150.00	0.00	0.00	100.00	50.00	66.67
=====							
*****TOTAL FOR FUND-SCC 018 9135 (MEDINA SKI TEAM - DISTRICTWIDE):							
6,300.00	0.00	6,300.00	0.00	0.00	0.00	6,300.00	0.00
=====							
*****TOTAL FOR FUND-SCC 018 9140 (PRINCIPAL'S FUND - HERITAGE):							
15,100.00	0.00	15,100.00	63.09	63.09	5,872.38	9,164.53	39.31
=====							
*****TOTAL FOR FUND-SCC 018 9143 (HERITAGE MEDIA CENTER):							
3,600.00	0.00	3,600.00	0.00	0.00	0.00	3,600.00	0.00
=====							
*****TOTAL FOR FUND-SCC 018 9160 (PRINCIPAL'S FUND - H G BLAKE):							
14,017.00	3,733.99	17,750.99	2,444.00	2,355.00	2,682.35	12,624.64	28.88
=====							
*****TOTAL FOR FUND-SCC 018 9161 (PBIS - BLAKE):							
4,380.00	0.00	4,380.00	0.00	0.00	0.00	4,380.00	0.00
=====							

Date: 09/04/20  
Time: 12:41 pm

MEDINA CITY SCHOOL DISTRICT  
Appropriation Account Summary  
SORTED BY FUND-SCC

Page: 5  
(APPSUM)

FYTD Appropriated	Prior FY Carryover Encumbrances	FYTD Expendable	FYTD Actual Expenditures	MTD Actual Expenditures	Current Encumbrances	FYTD Unencumbered Balance	FYTD Percent Exp/Enc
*****TOTAL FOR FUND-SCC 018 9163 (BLAKE MEDIA CENTER):							
6,000.00	0.00	6,000.00	50.00	50.00	0.00	5,950.00	0.83
=====							
*****TOTAL FOR FUND-SCC 018 9170 (PRINCIPALS FUND - RALPH WAITE ELEMENTARY):							
18,663.00	0.00	18,663.00	0.00	0.00	0.00	18,663.00	0.00
=====							
*****TOTAL FOR FUND-SCC 018 9171 (WAITE SCHOOL STORE):							
30.00	0.00	30.00	0.00	0.00	0.00	30.00	0.00
=====							
*****TOTAL FOR FUND-SCC 018 9173 (MEDIA CENTER RALPH WAITE ELEMENTARY):							
6,000.00	0.00	6,000.00	0.00	0.00	0.00	6,000.00	0.00
=====							
*****TOTAL FOR FUND-SCC 018 9180 (PRINCIPALS FUND ELIZA NORTHROP ELEMENTARY):							
16,712.00	0.00	16,712.00	300.00	300.00	7,679.37	8,732.63	47.75
=====							
*****TOTAL FOR FUND-SCC 018 9183 (MEDIA CENTER ELIZA NORTHROP ELEMENTARY):							
3,120.00	0.00	3,120.00	0.00	0.00	0.00	3,120.00	0.00
=====							
*****TOTAL FOR FUND-SCC 018 9200 (PRINCIPAL'S FUND - CLAGGETT M.S.):							
19,720.00	0.00	19,720.00	600.00	600.00	4,320.00	14,800.00	24.95
=====							
*****TOTAL FOR FUND-SCC 018 9203 (CLAGGETT M.S. MEDIA CENTER):							
1,920.00	0.00	1,920.00	0.00	0.00	78.11	1,841.89	4.07
=====							
*****TOTAL FOR FUND-SCC 018 9210 (PRINCIPAL'S FUND - ROOT M.S.):							
20,701.00	42.00	20,743.00	600.00	600.00	11,892.00	8,251.00	60.22
=====							
*****TOTAL FOR FUND-SCC 018 9211 (ROOT M.S. MEDIA CENTER):							
3,060.00	0.00	3,060.00	50.00	50.00	0.00	3,010.00	1.63
=====							

Date: 09/04/20  
Time: 12:41 pm

MEDINA CITY SCHOOL DISTRICT  
Appropriation Account Summary  
SORTED BY FUND-SCC

Page: 6  
(APPSUM)

FYTD Appropriated	Prior FY Carryover Encumbrances	FYTD Expendable	FYTD Actual Expenditures	MTD Actual Expenditures	Current Encumbrances	FYTD Unencumbered Balance	FYTD Percent Exp/Enc
*****TOTAL FOR FUND-SCC 018 9300 (PRINCIPAL'S FUND - SENIOR HIGH):							
28,981.00	400.00	29,381.00	840.00	500.00	28,384.00	157.00	99.47
=====							
*****TOTAL FOR FUND-SCC 018 9301 (MEDIA CENTER FUND):							
0.00	0.00	0.00	50.00-	50.00-	0.00	50.00	0.00
=====							
*****TOTAL FOR FUND-SCC 018 9303 (PERFORMING ARTS):							
44,650.00	0.00	44,650.00	0.00	0.00	44,650.00	0.00	100.00
=====							
*****TOTAL FOR FUND-SCC 018 9304 (BUZZ):							
14,400.00	0.00	14,400.00	150.00	150.00	14,150.00	100.00	99.31
=====							
*****TOTAL FOR FUND-SCC 018 9306 (FEED THE BEES):							
6,000.00	1,900.17	7,900.17	345.22	201.53	5,798.47	1,756.48	77.77
=====							
*****TOTAL FOR FUND-SCC 018 9900 (INSERVICE - CENTRAL):							
2,221.00	0.00	2,221.00	0.00	0.00	0.00	2,221.00	0.00
=====							
*****TOTAL FOR FUND-SCC 018 9901 (PUBLIC SCHOOL SUPPORT - INSTRUCTION DEPT.):							
552.00	0.00	552.00	5,548.68	0.00	0.00	4,996.68-	0.00
=====							
*****TOTAL FOR FUND-SCC 018 9902 (INSERVICE - SUPERINTENDENT):							
14,833.00	0.00	14,833.00	0.00	0.00	0.00	14,833.00	0.00
=====							
*****TOTAL FOR FUND-SCC 018 9903 (BOARD/STUDENT DEVELOPMENT):							
1,680.00	0.00	1,680.00	0.00	0.00	0.00	1,680.00	0.00
=====							
*****TOTAL FOR FUND-SCC 018 9904 (WELLNESS FUND):							
301.00	0.00	301.00	0.00	0.00	0.00	301.00	0.00
=====							

Date: 09/04/20  
Time: 12:41 pm

MEDINA CITY SCHOOL DISTRICT  
Appropriation Account Summary  
SORTED BY FUND-SCC

Page: 7  
(APPSUM)

FYTD Appropriated	Prior FY Carryover Encumbrances	FYTD Expendable	FYTD Actual Expenditures	MTD Actual Expenditures	Current Encumbrances	FYTD Unencumbered Balance	FYTD Percent Exp/Enc
*****TOTAL FOR FUND-SCC 018 9906 (COMMUNICATIONS - PUBLIC SCHOOL SUPPORT):							
1,800.00	0.00	1,800.00	0.00	0.00	0.00	1,800.00	0.00
=====							
*****TOTAL FOR FUND-SCC 018 9907 (STEAM - SUMMER ENRICHMENT):							
4,316.00	0.00	4,316.00	0.00	0.00	0.00	4,316.00	0.00
=====							
*****TOTAL FOR FUND-SCC 018 9914 (END OF YEAR):							
1,500.00	0.00	1,500.00	0.00	0.00	0.00	1,500.00	0.00
=====							
*****TOTAL FOR FUND-SCC 018 9915 (BIKE TO SCHOOL):							
1,500.00	0.00	1,500.00	0.00	0.00	0.00	1,500.00	0.00
=====							
*****TOTAL FOR FUND-SCC 018 9916 (SPIRIT NIGHT):							
2,100.00	0.00	2,100.00	0.00	0.00	0.00	2,100.00	0.00
=====							
*****TOTAL FOR FUND-SCC 018 9918 (FAMILY FIRST):							
900.00	0.00	900.00	0.00	0.00	0.00	900.00	0.00
=====							
*****TOTAL FOR FUND-SCC 018 9919 (STUDENT ART SHOW):							
300.00	0.00	300.00	0.00	0.00	0.00	300.00	0.00
=====							
*****TOTAL FOR FUND-SCC 018 9920 (TRSP FUND):							
300.00	0.00	300.00	0.00	0.00	0.00	300.00	0.00
=====							
*****TOTAL FOR FUND-SCC 018 9930 (Resource Connection):							
900.00	0.00	900.00	0.00	0.00	0.00	900.00	0.00
=====							
*****TOTAL FOR FUND-SCC 019 9000 (ADAMH GRANT):							
6,000.00	0.00	6,000.00	0.00	0.00	1,159.00	4,841.00	19.32
=====							

Date: 09/04/20  
Time: 12:41 pm

MEDINA CITY SCHOOL DISTRICT  
Appropriation Account Summary  
SORTED BY FUND-SCC

Page: 8  
(APPSUM)

FYTD Appropriated	Prior FY Carryover Encumbrances	FYTD Expendable	FYTD Actual Expenditures	MTD Actual Expenditures	Current Encumbrances	FYTD Unencumbered Balance	FYTD Percent Exp/Enc
*****TOTAL FOR FUND-SCC 020 9001 (TRANSPORTATION ENTERPRISE):							
15,000.00	6,328.37	21,328.37	936.32	0.00	4,000.00	16,392.05	23.14
=====							
*****TOTAL FOR FUND-SCC 022 9000 (Unclaimed funds):							
10,000.00	0.00	10,000.00	0.00	0.00	0.00	10,000.00	0.00
=====							
*****TOTAL FOR FUND-SCC 024 9001 (MEDICAL AND DRUG/SELF INSURANCE FUNDS):							
8,402,203.00	0.00	8,402,203.00	1,720,194.37	857,016.56	1,134,095.63	5,547,913.00	33.97
=====							
*****TOTAL FOR FUND-SCC 024 9002 (DENTAL SELF INSURANCE FUNDS):							
705,000.00	0.00	705,000.00	123,174.03	71,358.52	45,049.57	536,776.40	23.86
=====							
*****TOTAL FOR FUND-SCC 024 9094 (FLEX PRO):							
215,363.00	410.70	215,773.70	21,505.05	10,049.80	16,202.60	178,066.05	17.48
=====							
*****TOTAL FOR FUND-SCC 027 0000 (WORKMANS COMP.-SELF INS):							
265,991.00	0.00	265,991.00	9,889.94	5,169.35	130,110.06	125,991.00	52.63
=====							
*****TOTAL FOR FUND-SCC 071 9013 (LOCAL SALES TAX PERMANENT IMPROVEMENTS):							
3,490,972.50	1,050,083.63	4,541,056.13	851,146.96	281,116.74	624,808.88	3,065,100.29	32.50
=====							
*****TOTAL FOR FUND-SCC 200 9110 (GARFIELD STUDENT COUNCIL/K-KIDS CLUB):							
420.00	0.00	420.00	0.00	0.00	105.00	315.00	25.00
=====							
*****TOTAL FOR FUND-SCC 200 9121 (ELLA CANAVAN STUDENT COUNCIL):							
234.00	0.00	234.00	0.00	0.00	200.00	34.00	85.47
=====							
*****TOTAL FOR FUND-SCC 200 9185 (K-KIDS KIWANIS ACTIVITY CLUB-NORTHROP):							
1,500.00	0.00	1,500.00	0.00	0.00	0.00	1,500.00	0.00
=====							



Date: 09/04/20  
Time: 12:41 pm

MEDINA CITY SCHOOL DISTRICT  
Appropriation Account Summary  
SORTED BY FUND-SCC

Page: 9  
(APPSUM)

FYTD Appropriated	Prior FY Carryover Encumbrances	FYTD Expendable	FYTD Actual Expenditures	MTD Actual Expenditures	Current Encumbrances	FYTD Unencumbered Balance	FYTD Percent Exp/Enc
*****TOTAL FOR FUND-SCC 200 9202 (CLAGGETT MIDDLE SCH. STUDENT COUNCIL):							
3,000.00	0.00	3,000.00	0.00	0.00	3,000.00	0.00	100.00
=====							
*****TOTAL FOR FUND-SCC 200 9205 (CLAGGETT MIDDLE SCH. BUILDERS CLUB):							
150.00	0.00	150.00	0.00	0.00	0.00	150.00	0.00
=====							
*****TOTAL FOR FUND-SCC 200 9209 (CLAGGETT MIDDLE SCHOOL DRAMA CLUB):							
3,300.00	0.00	3,300.00	0.00	0.00	0.00	3,300.00	0.00
=====							
*****TOTAL FOR FUND-SCC 200 9253 (BUILDERS' CLUB - ROOT M.S.):							
1,010.00	0.00	1,010.00	0.00	0.00	1,000.00	10.00	99.01
=====							
*****TOTAL FOR FUND-SCC 200 9254 (HONORS ACADEMY - ROOT):							
2,560.00	0.00	2,560.00	0.00	0.00	2,000.00	560.00	78.13
=====							
*****TOTAL FOR FUND-SCC 200 9256 (DRAMA CLUB - ROOT M.S.):							
2,250.00	0.00	2,250.00	0.00	0.00	2,000.00	250.00	88.89
=====							
*****TOTAL FOR FUND-SCC 200 9258 (STUDENT COUNCIL - ROOT M.S.):							
1,353.00	0.00	1,353.00	0.00	0.00	1,353.00	0.00	100.00
=====							
*****TOTAL FOR FUND-SCC 200 9301 (YOUNG AMERICANS FOR FREEDOM):							
55.00	0.00	55.00	53.05	53.05	0.00	1.95	96.45
=====							
*****TOTAL FOR FUND-SCC 200 9302 (ART CLUB):							
800.00	0.00	800.00	0.00	0.00	800.00	0.00	100.00
=====							
*****TOTAL FOR FUND-SCC 200 9303 (CULTURAL EXPLORATION):							
60.00	0.00	60.00	0.00	0.00	60.00	0.00	100.00
=====							



Date: 09/04/20  
Time: 12:41 pm

MEDINA CITY SCHOOL DISTRICT  
Appropriation Account Summary  
SORTED BY FUND-SCC

Page: 10  
(APPSUM)

FYTD Appropriated	Prior FY Carryover Encumbrances	FYTD Expendable	FYTD Actual Expenditures	MTD Actual Expenditures	Current Encumbrances	FYTD Unencumbered Balance	FYTD Percent Exp/Enc
*****TOTAL FOR FUND-SCC 200 9305 (CHEMCLUB):							
1,575.00	0.00	1,575.00	1,566.46	1,566.46	0.00	8.54	99.46
=====							
*****TOTAL FOR FUND-SCC 200 9307 (VOCAL):							
38,000.00	0.00	38,000.00	0.00	0.00	38,000.00	0.00	100.00
=====							
*****TOTAL FOR FUND-SCC 200 9309 (IMPROV CLUB):							
2,700.00	0.00	2,700.00	0.00	0.00	2,700.00	0.00	100.00
=====							
*****TOTAL FOR FUND-SCC 200 9312 (DRAMA CLUB):							
17,000.00	0.00	17,000.00	0.00	0.00	17,000.00	0.00	100.00
=====							
*****TOTAL FOR FUND-SCC 200 9314 (MEDINA OUTDOORS CLUB):							
450.00	0.00	450.00	0.00	0.00	450.00	0.00	100.00
=====							
*****TOTAL FOR FUND-SCC 200 9315 (FELLOWSHIP OF CHRISTIAN ATHLETES):							
700.00	0.00	700.00	0.00	0.00	700.00	0.00	100.00
=====							
*****TOTAL FOR FUND-SCC 200 9318 (GIRLS LEADERSHIP CLUB):							
3,100.00	0.00	3,100.00	0.00	0.00	3,100.00	0.00	100.00
=====							
*****TOTAL FOR FUND-SCC 200 9321 (KEY CLUB):							
10,000.00	0.00	10,000.00	0.00	0.00	10,000.00	0.00	100.00
=====							
*****TOTAL FOR FUND-SCC 200 9323 (MEDINAMITE):							
2,000.00	279.00	2,279.00	0.00	0.00	2,279.00	0.00	100.00
=====							
*****TOTAL FOR FUND-SCC 200 9324 (MEDINIAN):							
11,000.00	0.00	11,000.00	159.90	159.90	10,840.10	0.00	100.00
=====							

Date: 09/04/20  
Time: 12:41 pm

MEDINA CITY SCHOOL DISTRICT  
Appropriation Account Summary  
SORTED BY FUND-SCC

Page: 11  
(APPSUM)

FYTD Appropriated	Prior FY Carryover Encumbrances	FYTD Expendable	FYTD Actual Expenditures	MTD Actual Expenditures	Current Encumbrances	FYTD Unencumbered Balance	FYTD Percent Exp/Enc
*****TOTAL FOR FUND-SCC 200 9325 (MHS BAND):							
23,000.00	6,721.26	29,721.26	130.00	0.00	24,591.26	5,000.00	83.18
=====							
*****TOTAL FOR FUND-SCC 200 9326 (NATIONAL HONOR SOCIETY):							
3,500.00	0.00	3,500.00	0.00	0.00	3,500.00	0.00	100.00
=====							
*****TOTAL FOR FUND-SCC 200 9327 (ORCHESTRA):							
3,000.00	2,305.99	5,305.99	0.00	0.00	5,305.99	0.00	100.00
=====							
*****TOTAL FOR FUND-SCC 200 9330 (SCIENCE OLYMPIAD CLUB):							
2,120.00	0.00	2,120.00	0.00	0.00	2,120.00	0.00	100.00
=====							
*****TOTAL FOR FUND-SCC 200 9332 (SPANISH CLUB):							
5,280.00	0.00	5,280.00	0.00	0.00	5,280.00	0.00	100.00
=====							
*****TOTAL FOR FUND-SCC 200 9333 (STUDENT COUNCIL):							
60,000.00	0.00	60,000.00	816.00	791.00	59,184.00	0.00	100.00
=====							
*****TOTAL FOR FUND-SCC 200 9335 (LATIN CLUB):							
5,500.00	0.00	5,500.00	0.00	0.00	5,500.00	0.00	100.00
=====							
*****TOTAL FOR FUND-SCC 200 9337 (AMERICAN SIGN LANGUAGE CLUB):							
150.00	0.00	150.00	0.00	0.00	150.00	0.00	100.00
=====							
*****TOTAL FOR FUND-SCC 200 9339 (SPEECH/DEBATE CLUB):							
28,500.00	0.00	28,500.00	0.00	0.00	28,500.00	0.00	100.00
=====							
*****TOTAL FOR FUND-SCC 200 9340 (STUDENT'S H.O.P.E.):							
1,000.00	0.00	1,000.00	0.00	0.00	1,000.00	0.00	100.00
=====							

Date: 09/04/20  
Time: 12:41 pm

MEDINA CITY SCHOOL DISTRICT  
Appropriation Account Summary  
SORTED BY FUND-SCC

Page: 12  
(APPSUM)

FYTD Appropriated	Prior FY Carryover Encumbrances	FYTD Expendable	FYTD Actual Expenditures	MTD Actual Expenditures	Current Encumbrances	FYTD Unencumbered Balance	FYTD Percent Exp/Enc
*****TOTAL FOR FUND-SCC 200 9346 (PENGUIN BOWL/NOSB):							
500.00	0.00	500.00	0.00	0.00	500.00	0.00	100.00
=====							
*****TOTAL FOR FUND-SCC 200 9350 (TECHNOLOGY CLUB):							
1,800.00	0.00	1,800.00	0.00	0.00	1,800.00	0.00	100.00
=====							
*****TOTAL FOR FUND-SCC 200 9352 (VIDEO CLUB - SR HI):							
6,000.00	0.00	6,000.00	0.00	0.00	6,000.00	0.00	100.00
=====							
*****TOTAL FOR FUND-SCC 200 9353 (CHINESE CLUB):							
500.00	0.00	500.00	0.00	0.00	500.00	0.00	100.00
=====							
*****TOTAL FOR FUND-SCC 200 9355 (GENDER AND SEXUALITY ALLIANCE):							
800.00	0.00	800.00	0.00	0.00	800.00	0.00	100.00
=====							
*****TOTAL FOR FUND-SCC 200 9380 (V O F T):							
10,000.00	0.00	10,000.00	0.00	0.00	10,000.00	0.00	100.00
=====							
*****TOTAL FOR FUND-SCC 200 9419 (CLASS OF 2019):							
2,247.55	2,247.55	4,495.10	0.00	0.00	4,495.10	0.00	100.00
=====							
*****TOTAL FOR FUND-SCC 200 9420 (CLASS OF 2020):							
11,113.24	0.00	11,113.24	0.00	0.00	11,113.24	0.00	100.00
=====							
*****TOTAL FOR FUND-SCC 200 9421 (CLASS OF 2021):							
20,000.00	0.00	20,000.00	0.00	0.00	11,512.83	8,487.17	57.56
=====							
*****TOTAL FOR FUND-SCC 200 9422 (CLASS OF 2022):							
48,000.00	0.00	48,000.00	0.00	0.00	48,000.00	0.00	100.00
=====							

Date: 09/04/20  
Time: 12:41 pm

MEDINA CITY SCHOOL DISTRICT  
Appropriation Account Summary  
SORTED BY FUND-SCC

Page: 13  
(APPSUM)

FYTD Appropriated	Prior FY Carryover Encumbrances	FYTD Expendable	FYTD Actual Expenditures	MTD Actual Expenditures	Current Encumbrances	FYTD Unencumbered Balance	FYTD Percent Exp/Enc
*****TOTAL FOR FUND-SCC 200 9423 (CLASS OF 2023):							
4,800.00	0.00	4,800.00	0.00	0.00	4,800.00	0.00	100.00
=====							
*****TOTAL FOR FUND-SCC 200 9424 (CLASS OF 2024):							
1,800.00	0.00	1,800.00	0.00	0.00	1,800.00	0.00	100.00
=====							
*****TOTAL FOR FUND-SCC 300 0000 (ATHLETIC FUND):							
253,441.00	10,519.89	263,960.89	28,204.77	20,701.78	139,008.19	96,747.93	63.35
=====							
*****TOTAL FOR FUND-SCC 300 9110 (GARFIELD FIELD TRIPS):							
6,220.00	0.00	6,220.00	0.00	0.00	1,500.00	4,720.00	24.12
=====							
*****TOTAL FOR FUND-SCC 300 9120 (CANAVAN FIELD TRIP):							
6,966.00	0.00	6,966.00	0.00	0.00	0.00	6,966.00	0.00
=====							
*****TOTAL FOR FUND-SCC 300 9130 (FENN FIELD TRIPS):							
6,000.00	0.00	6,000.00	0.00	0.00	0.00	6,000.00	0.00
=====							
*****TOTAL FOR FUND-SCC 300 9140 (HERITAGE FIELD TRIPS):							
4,537.00	0.00	4,537.00	0.00	0.00	0.00	4,537.00	0.00
=====							
*****TOTAL FOR FUND-SCC 300 9160 (BLAKE FIELD TRIPS):							
6,838.00	0.00	6,838.00	0.00	0.00	0.00	6,838.00	0.00
=====							
*****TOTAL FOR FUND-SCC 300 9170 (WAITE FIELD TRIPS):							
18,000.00	0.00	18,000.00	0.00	0.00	0.00	18,000.00	0.00
=====							
*****TOTAL FOR FUND-SCC 300 9180 (NORTHROP FIELD TRIPS):							
6,900.00	0.00	6,900.00	0.00	0.00	0.00	6,900.00	0.00
=====							

Date: 09/04/20  
Time: 12:41 pm

MEDINA CITY SCHOOL DISTRICT  
Appropriation Account Summary  
SORTED BY FUND-SCC

Page: 14  
(APPSUM)

FYTD Appropriated	Prior FY Carryover Encumbrances	FYTD Expendable	FYTD Actual Expenditures	MTD Actual Expenditures	Current Encumbrances	FYTD Unencumbered Balance	FYTD Percent Exp/Enc
*****TOTAL FOR FUND-SCC 300 9201 (CLAGGETT MIDDLE SCH. BAND FUND):							
40,000.00	0.00	40,000.00	0.00	0.00	36,000.00	4,000.00	90.00
=====							
*****TOTAL FOR FUND-SCC 300 9208 (CLAGGETT - 6TH GRADE TRIPS):							
66,900.00	0.00	66,900.00	0.00	0.00	0.00	66,900.00	0.00
=====							
*****TOTAL FOR FUND-SCC 300 9250 (ROOT M.S. BAND FUND):							
21,500.00	0.00	21,500.00	0.00	0.00	17,500.00	4,000.00	81.40
=====							
*****TOTAL FOR FUND-SCC 300 9253 (ROOT M.S. BEEHIVE):							
510.00	0.00	510.00	0.00	0.00	200.00	310.00	39.22
=====							
*****TOTAL FOR FUND-SCC 300 9258 (ROOT - DISTRICT SUPERVISED ACTIVITIES):							
95,698.00	0.00	95,698.00	0.00	0.00	0.00	95,698.00	0.00
=====							
*****TOTAL FOR FUND-SCC 300 9301 (BOWLING CLUB):							
4,000.00	2,187.15	6,187.15	0.00	0.00	6,187.15	0.00	100.00
=====							
*****TOTAL FOR FUND-SCC 300 9302 (MENS VOLLEYBALL):							
7,600.00	0.00	7,600.00	0.00	0.00	7,600.00	0.00	100.00
=====							
*****TOTAL FOR FUND-SCC 300 9303 (HUDDLE/SHUDDLE):							
2,700.00	0.00	2,700.00	0.00	0.00	2,700.00	0.00	100.00
=====							
*****TOTAL FOR FUND-SCC 300 9304 (LINK CREW):							
5,250.00	0.00	5,250.00	0.00	0.00	5,250.00	0.00	100.00
=====							
*****TOTAL FOR FUND-SCC 300 9313 (MUSICAL):							
11,300.00	0.00	11,300.00	0.00	0.00	11,200.00	100.00	99.12
=====							

Date: 09/04/20  
Time: 12:41 pm

MEDINA CITY SCHOOL DISTRICT  
Appropriation Account Summary  
SORTED BY FUND-SCC

Page: 15  
(APPSUM)

FYTD Appropriated	Prior FY Carryover Encumbrances	FYTD Expendable	FYTD Actual Expenditures	MTD Actual Expenditures	Current Encumbrances	FYTD Unencumbered Balance	FYTD Percent Exp/Enc
*****TOTAL FOR FUND-SCC 300 9334 (BEEHIVE CAFE):							
26,500.00	6,736.54	33,236.54	373.33	373.33	11,063.21	21,800.00	34.41
=====							
*****TOTAL FOR FUND-SCC 300 9390 (GLOBAL TRIPS):							
7,500.00	0.00	7,500.00	0.00	0.00	7,500.00	0.00	100.00
=====							
*****TOTAL FOR FUND-SCC 300 9410 (SPARKLE CHEERLEADING):							
5,310.00	0.00	5,310.00	0.00	0.00	0.00	5,310.00	0.00
=====							
*****TOTAL FOR FUND-SCC 401 9010 (AUXILIARY FUNDS/ST FRANCIS):							
71,126.73	38,176.16	109,302.89	62,591.40	55,137.09	119.90	46,591.59	57.37
=====							
*****TOTAL FOR FUND-SCC 401 9011 (AUXILIARY FUNDS/ST FRANCIS):							
281,290.00	0.00	281,290.00	2,872.04	2,622.40	92,829.19	185,588.77	34.02
=====							
*****TOTAL FOR FUND-SCC 401 9020 (AUX FUNDS NURTURY):							
12,349.14	1,484.75	13,833.89	780.20	591.25	1,259.00	11,794.69	14.74
=====							
*****TOTAL FOR FUND-SCC 401 9021 (AUX FUNDS NURTURY):							
11,080.00	0.00	11,080.00	0.00	0.00	0.00	11,080.00	0.00
=====							
*****TOTAL FOR FUND-SCC 401 9030 (AUX FUNDS MCA):							
23,617.43	20,901.10	44,518.53	21,948.06	8,867.13	10,687.00	11,883.47	73.31
=====							
*****TOTAL FOR FUND-SCC 401 9031 (AUX FUNDS MCA):							
142,740.00	0.00	142,740.00	31,615.02	28,457.12	61,545.77	49,579.21	65.27
=====							
*****TOTAL FOR FUND-SCC 401 9041 (AUX FUNDS KIDS COUNTRY):							
3,000.00	0.00	3,000.00	0.00	0.00	2,636.71	363.29	87.89
=====							



Date: 09/04/20  
Time: 12:41 pm

MEDINA CITY SCHOOL DISTRICT  
Appropriation Account Summary  
SORTED BY FUND-SCC

Page: 16  
(APPSUM)

FYTD Appropriated	Prior FY Carryover Encumbrances	FYTD Expendable	FYTD Actual Expenditures	MTD Actual Expenditures	Current Encumbrances	FYTD Unencumbered Balance	FYTD Percent Exp/Enc
*****TOTAL FOR FUND-SCC 467 9020 (FOUNDATION - STUDENT WELLNESS AND SUCCESS):							
0.00	0.00	0.00	38,177.62	15,837.90	0.00	38,177.62-	0.00
=====							
*****TOTAL FOR FUND-SCC 499 9019 (SCHOOL SAFETY):							
0.00	0.00	0.00	0.00	0.00	2,650.00	2,650.00-	0.00
=====							
*****TOTAL FOR FUND-SCC 507 9021 (ESSER):							
407,347.65	0.00	407,347.65	0.00	0.00	0.00	407,347.65	0.00
=====							
*****TOTAL FOR FUND-SCC 510 9021 (COVID RELIEF FUND):							
317,467.89	0.00	317,467.89	0.00	0.00	0.00	317,467.89	0.00
=====							
*****TOTAL FOR FUND-SCC 516 9020 (TITLE VI-B):							
0.00	26,429.11	26,429.11	199,693.09	58,743.65	26,306.69	199,570.67-	855.12
=====							
*****TOTAL FOR FUND-SCC 516 9021 (TITLE VI-B):							
1,468,206.48	0.00	1,468,206.48	53,185.83	53,185.83	39,145.04	1,375,875.61	6.29
=====							
*****TOTAL FOR FUND-SCC 551 9120 (TITLE III LEP):							
0.00	2,127.05	2,127.05	1,666.01	0.00	456.68	4.36	99.80
=====							
*****TOTAL FOR FUND-SCC 551 9121 (TITLE III LEP):							
10,038.58	0.00	10,038.58	0.00	0.00	0.00	10,038.58	0.00
=====							
*****TOTAL FOR FUND-SCC 572 9020 (TITLE I):							
0.00	0.00	0.00	95,328.87	29,692.52	0.00	95,328.87-	0.00
=====							
*****TOTAL FOR FUND-SCC 572 9021 (TITLE I):							
466,409.80	0.00	466,409.80	21,935.25	21,935.25	2,000.00	442,474.55	5.13
=====							

Date: 09/04/20  
Time: 12:41 pm

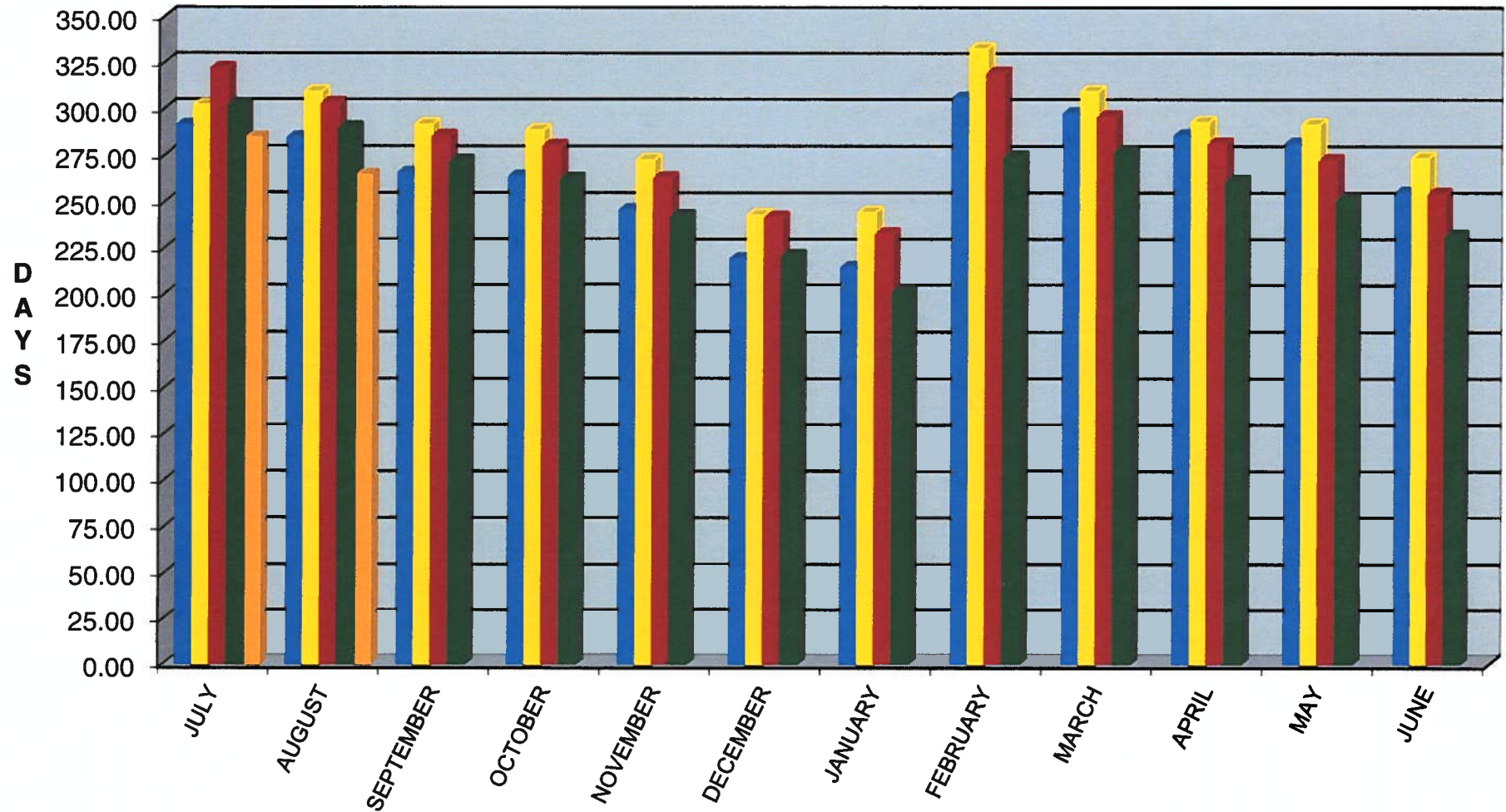
MEDINA CITY SCHOOL DISTRICT  
Appropriation Account Summary  
SORTED BY FUND-SCC

Page: 17  
(APPSUM)

FYTD Appropriated	Prior FY Carryover Encumbrances	FYTD Expendable	FYTD Actual Expenditures	MTD Actual Expenditures	Current Encumbrances	FYTD Unencumbered Balance	FYTD Percent Exp/Enc
*****TOTAL FOR FUND-SCC 572 9120 (TITLE I-D):							
0.00	3,255.00	3,255.00	18,569.74	7,523.00	3,255.00	18,569.74-	670.50
=====							
*****TOTAL FOR FUND-SCC 572 9121 (TITLE I-D):							
79,422.26	0.00	79,422.26	0.00	0.00	0.00	79,422.26	0.00
=====							
*****TOTAL FOR FUND-SCC 587 9020 (PRESCHOOL):							
0.00	0.00	0.00	8,313.51	2,744.29	0.00	8,313.51-	0.00
=====							
*****TOTAL FOR FUND-SCC 587 9021 (PRESCHOOL):							
41,301.10	0.00	41,301.10	968.60	968.60	1,000.00	39,332.50	4.77
=====							
*****TOTAL FOR FUND-SCC 590 9020 (TITLE II-A):							
0.00	31,145.70	31,145.70	11,174.41	1,294.00	23,711.22	3,739.93-	112.01
=====							
*****TOTAL FOR FUND-SCC 590 9021 (TITLE II-A):							
131,721.54	0.00	131,721.54	2,466.91	2,466.91	14,250.00	115,004.63	12.69
=====							
*****TOTAL FOR FUND-SCC 599 9020 (TITLE IV-A STUDENT SUPPORT AND ACADEMIC ENR):							
0.00	6,752.70	6,752.70	888.80	0.00	3,500.00	2,363.90	64.99
=====							
*****TOTAL FOR FUND-SCC 599 9021 (TITLE IV-A STUDENT SUPPORT AND ACADEMIC ENR):							
36,825.26	0.00	36,825.26	596.28	596.28	2,114.59	34,114.39	7.36
=====							
*****GRAND TOTALS:							
103,275,376.84	2,637,333.39	105,912,710.23	19,168,887.71	8,532,095.01	7,426,127.43	79,317,695.09	25.11
=====							

# GENERAL FUND-TRUE DAYS CASH

Includes Emergency Levy



■ FY2017   ■ FY2018   ■ FY2019   ■ FY2020   ■ FY2021