

Medina City Schools

General Fund Analysis

August 31, 2019

	2019-2020 Original Estimate (1)	Y-T-D Actual July 2019 - June 2020 (2)	Percent	Variance (3)
Beginning Balance - July 1, 2019		57,996,699.51		0.00
General Fund	37,069,600.65			
Other Funds - Substitute Levy	20,927,098.86			
Revenue	<u>78,343,863.00</u>	<u>27,126,193.31</u>	<u>34.6%</u>	<u>51,217,669.69</u>
	78,343,863.00	27,126,193.31		51,217,669.69
Expenditures	84,834,389.00	15,299,243.57	18.0%	69,535,145.43
Encumbrance	<u>851,800.00</u>	<u>2,691,265.70</u>		<u>-1,839,465.70</u>
	85,686,189.00	17,990,509.27		67,695,679.73
Ending Balance - June 30, 2020	<u>50,654,373.51</u>	<u>67,132,383.55</u>		<u>-16,478,010.04</u>

Original Estimate revenue, expenditure and encumbrance taken from May 2019 five-year forecast
Includes May 2018 Substitute Levy

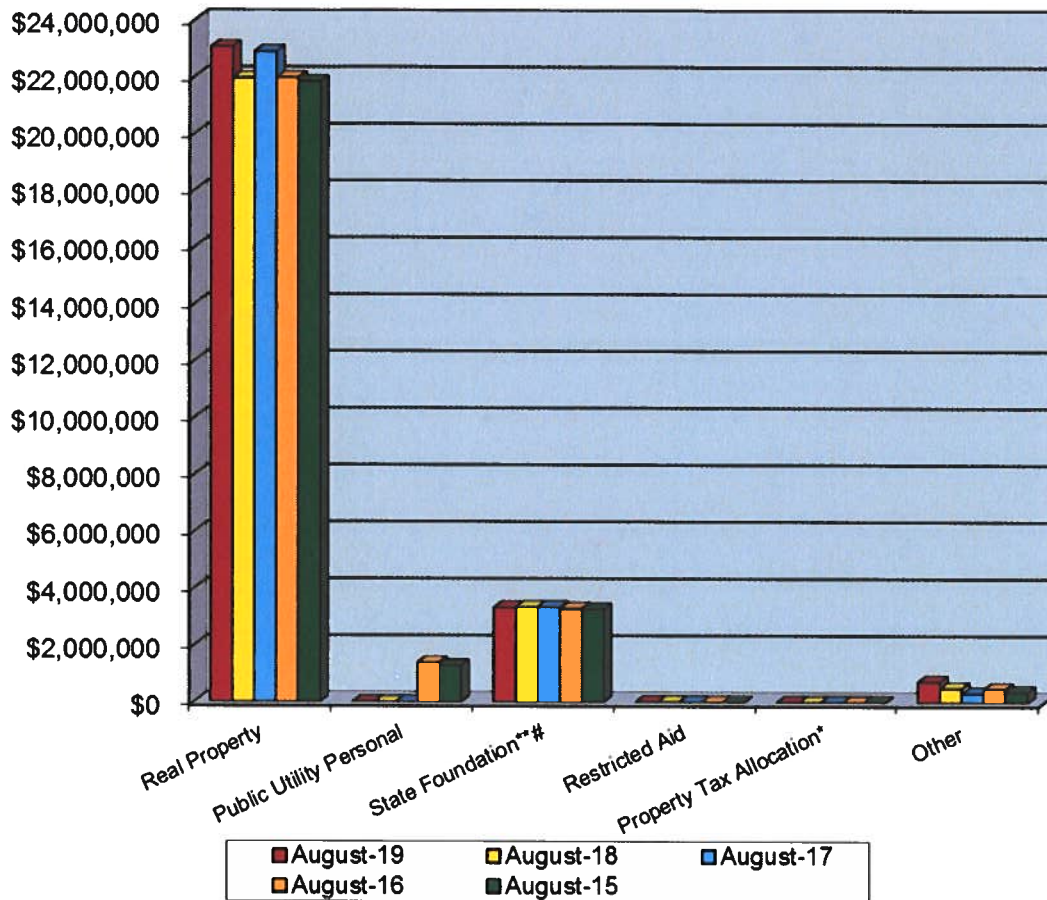
General Fund Summary

August 2019

Revenues

1. Real Property Taxes – Total Real Property Taxes received from the beginning of the fiscal year until August 31, 2019 is \$23,053,610.00. This is an increase of 5.0% above last year's taxes received at this time. \$2,821,980.00 was collected in August.
2. Public Utility Personal Property Taxes – Total Public Utility Personal Property Taxes received from the beginning of the fiscal year until August 31, 2019 is \$-0-. These monies are distributed upon settlement from the County Auditor. This amount is listed in a separate line for State and five-year forecasting purposes. \$-0- had been transferred in August.
3. State Foundation – State Foundation monies received from the State of Ohio from the beginning of the fiscal year until August 31, 2019 total \$3,327,235.97. This is a decrease of 0.5% below last year's foundation money received at this time. \$1,757,796.91 was collected in August.
4. Restricted Aid – Restricted Aid monies are for Career Tech funding and Economically Disadvantaged Students. Monies received from the beginning of the fiscal year until August 31, 2019 total \$13,812.89. \$6,905.49 was collected in August.
5. Homestead and Rollback – Monies received from the State of Ohio from the beginning of the fiscal year until August 31, 2019 total \$-0-. Receipts are based upon the real property taxes collected and Homestead filings with the County Auditor. \$-0- was collected in August.
6. Other – Other monies received from the beginning of the fiscal year until August 31, 2019 total \$731,534.45. This is an increase of 46.3% above last year at this time and is due to Investment Earnings, Field Trip Revenue, Refund of Prior Year Expenditures, 2016-2017 Medicare Settlement, and Other Miscellaneous Revenues. \$319,298.88 was collected in August.

General Fund Revenue



	August-19	August-18	August-17	August-16	August-15	Current Forecast
Real Property	\$23,053,610	\$21,953,700	\$22,881,620	\$21,963,304	\$21,829,340	\$48,113,481
Public Utility Personal	\$0	\$0	\$0	\$1,384,942	\$1,278,953	\$3,057,809
State Foundation**#	\$3,327,236	\$3,344,153	\$3,337,836	\$3,291,950	\$3,268,773	\$18,601,732
Restricted Aid	\$13,813	\$14,048	\$5,483	\$2,499	\$944	\$87,295
Property Tax Allocation*	\$0	\$0	\$0	\$0	\$0	\$5,352,064
Other	\$731,534	\$500,146	\$331,697	\$476,521	\$368,558	\$3,215,215
Total	\$27,126,193	\$25,812,047	\$26,556,636	\$27,119,216	\$26,746,569	\$78,427,596
State %	12.3%	13.0%	12.6%	12.1%	12.2%	

Includes Homestead/Rollback, Tangible Personal Property Tax Fixed Rate Loss Reimbursement and Electric Deregulation.

* Includes Casino Revenue in State Foundation beginning January 2013 and Economic Disadvantaged Funding in November 2013.

† Includes a one time Hold Harmless on TPP in May 2016

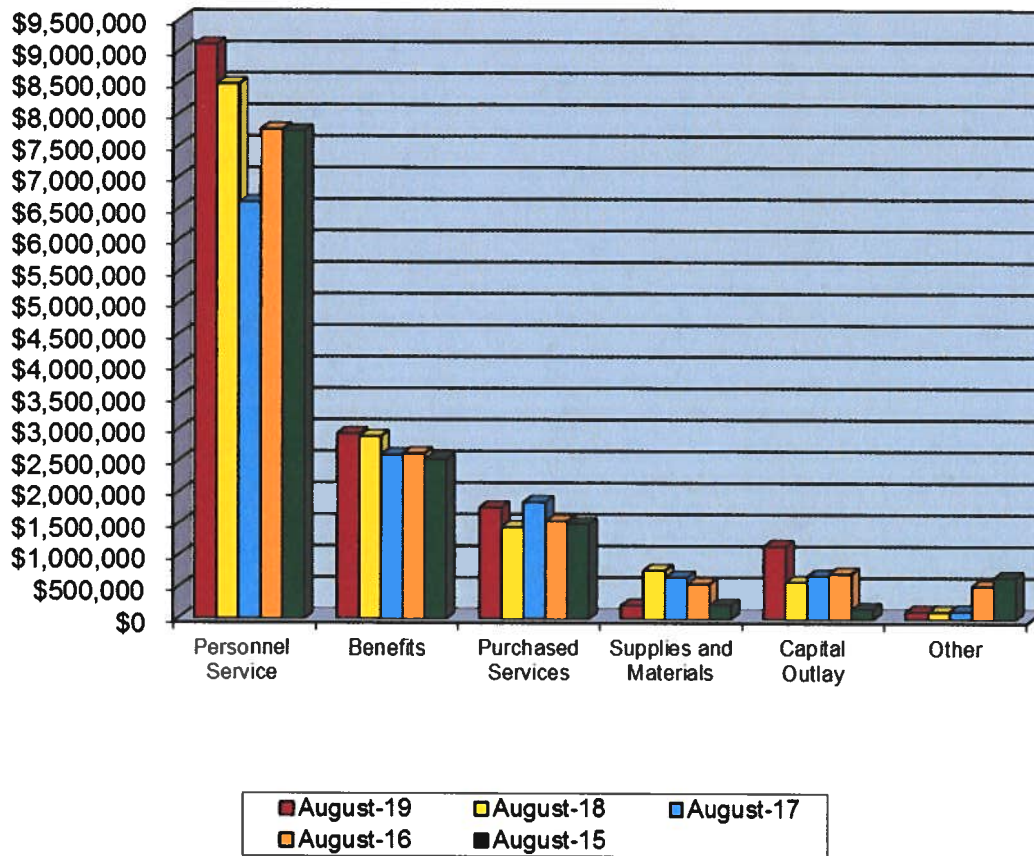
General Fund Summary

August 2019

Expenditures

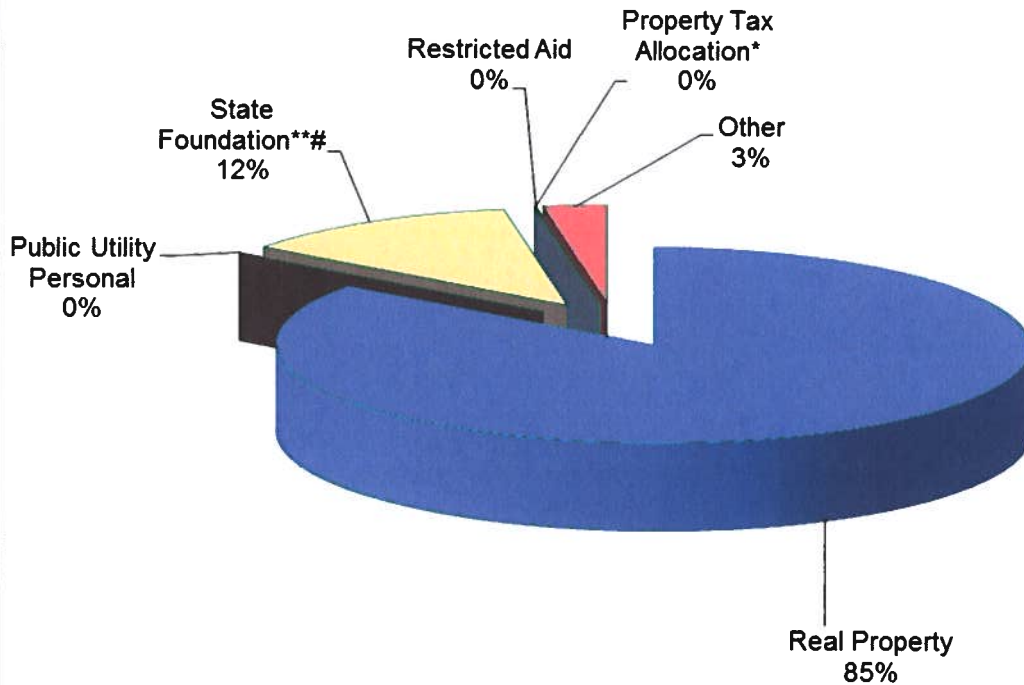
1. Personnel Services– The costs for personnel services for the School District from the beginning of the fiscal year until August 31, 2019 was \$9,110,659.94. This was an increase of 7.39% above last year at this time. \$5,539,836.42 was spent in August.
2. Benefits – The cost for benefits for the School District from the beginning of the fiscal year until August 31, 2019 was \$2,933,156.46. This was an increase of 1.5% above last year at this time. \$1,517,836.67 was spent in August.
3. Purchased Services – The cost for purchased services for the district from the beginning of the fiscal year until August 31, 2019 total \$1,763,755.58. This was a 21.4% increase above last year at this time and is due to Legal Services, Repair Services, Garbage Removal, Insurances, Travel, Telephone, Advertising, Water/Sewer, Gas, Other Tuition, Open Enrollment, and Community Schools. \$660,414.64 was spent in August.
4. Supplies and Materials – The cost for supplies and materials for the district from the beginning of the fiscal year until August 31, 2019 total \$216,331.24. This was a 71.9% decrease below last year at this time. Textbooks, Media Supplies, Newspapers/Periodicals, Electronic Subscriptions, and Custodial/Maintenance Supplies account for this increase. \$131,385.67 was spent in August.
5. Capital Outlay – The cost for capital outlay for the district from the beginning of the fiscal year until August 31, 2019 total \$1,154,973.48. This was a 96.8% increase above last year at this time and was mainly due to New Equipment, Technology Equipment, and Transportation Equipment. \$91,529.14 was spent in August.
6. Other – The cost of other expenditures excluding transfers for the district was \$120,366.87 for the fiscal year until August 31, 2019. This was a 0.3% decrease below last year at this time. \$15,452.83 was spent in August. Dues and Fees, and County Board Services make up the majority of this decrease.

General Fund Expenditures

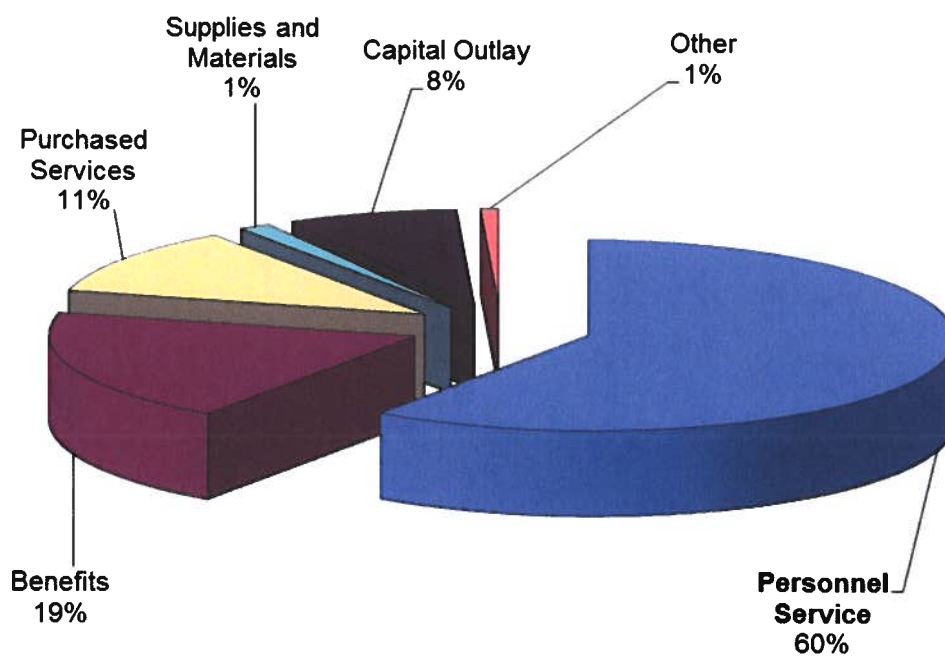


	August-19	August-18	August-17	August-16	August-15	Current Forecast
Personnel Service	\$9,110,660	\$8,483,948	\$6,611,195	\$7,766,914	\$7,738,770	\$49,441,440
Benefits	\$2,933,156	\$2,890,330	\$2,601,710	\$2,620,629	\$2,521,158	\$17,907,008
Purchased Services	\$1,763,756	\$1,453,145	\$1,850,488	\$1,549,111	\$1,504,088	\$9,932,420
Supplies and Materials	\$216,331	\$769,215	\$663,164	\$557,724	\$220,148	\$2,337,698
Capital Outlay	\$1,154,973	\$586,935	\$685,552	\$722,161	\$159,646	\$2,085,000
Other	\$120,367	\$120,750	\$130,600	\$529,147	\$658,959	\$1,879,097
Transfers and Adv., Etc.	\$0	\$0	\$0	\$50	\$0	\$855,706
Other than Debt						
Total	\$15,299,244	\$14,304,324	\$12,542,709	\$13,745,735	\$12,802,769	\$84,438,369

Current General Fund Revenue



Current General Fund Expenditures



August 2019

		Balance
Bank Balance - Regular Account		3,369,334.18
Petty Cash	0.00	
Financial Checks Outstanding	507,091.88	
Worker Comp Outstanding	0.00	
Payroll Checks Outstanding	84,934.95	
	592,026.83	2,777,307.35
Huntington/Flex Spending	34,924.61	
Flex O/S Checks	85.00	34,839.61
JPMorgan/Metlife Claims	19,739.61	19,739.61
Investments:		
Redtree Investments	23,372,371.77	
T. Rowe - Collins	300,469.31	
T. Rowe - Bushman	0.00	
Scudder -Collins	324,034.68	
Scudder - Bushman	5,616.66	
Kanehl Stocks	2,862.18	
Star Ohio (22923)	37,139,359.95	
Multi-Bank Securities	15,081,000.00	
Multi-Bank Money Market	2,794.15	
Fifth Third Securities	9,615,713.30	
Fifth Third Money Market	767,177.81	
Total	86,611,399.81	89,443,286.38
Adjustments		
Deposits in Transit	34,644.09	
Expenses not posted	(352,372.60)	
Total	(317,728.51)	89,125,557.87
MCSD Balance		89,125,557.87
Difference Between Bank vs. Book		0.00

Medina City School District

Sales Tax Update

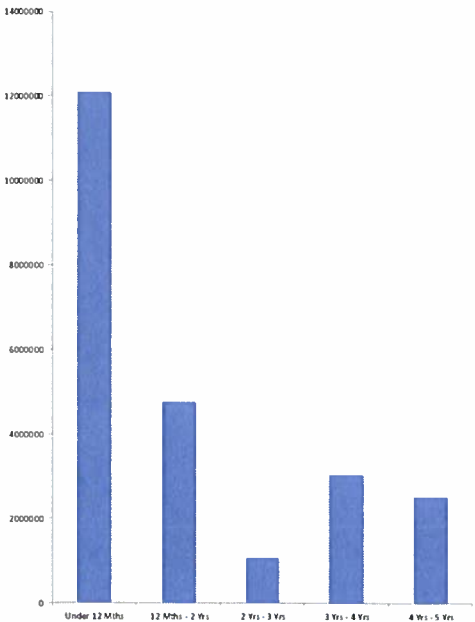
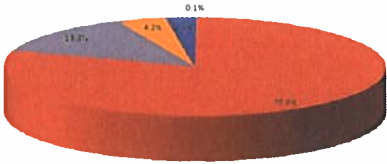
Date	Sales Tax Description	Receipts	Expenditures	Balance
July 1, 2019	Beginning Balance (071) Sales Tax and (002-9012) Bond			\$3,195,842.70
July	6-Month Asbestos Surveillance Inspection and Reports		\$525.00	\$3,195,317.70
	Ella Canavan Roof Replacement		\$75,240.00	\$3,120,077.70
	Sales Tax Distribution	\$766,235.16		\$3,886,312.86
	Fleet Master Lease Agreement		\$11,022.02	\$3,875,290.84
	Balance Due on Root Locker Bay Conversion Project		\$10,720.00	\$3,864,570.84
	Ella Canavan Roof Replacement Consulting and Supervision		\$2,560.00	\$3,862,010.84
	Additional Charges for Tennis Court Repairs and Improvements		\$67,441.22	\$3,794,569.62
August	Claggett Middle School Choral Risers with Side Rails		\$14,723.25	\$3,779,846.37
	Summer Paving Program		\$14,378.00	\$3,765,468.37
	Ella Canavan Roof Replacement		\$13,380.00	\$3,752,088.37
	Various District Paving		\$260,795.55	\$3,491,292.82
	Fleet Master Lease Agreement		\$39.68	\$3,491,253.14
	Northrop Connector Trail Consulting		\$3,132.00	\$3,488,121.14
	Asphalt Removal, Installation of Footpath/Sidewalk Between EVOLVE and Garfield		\$6,608.00	\$3,481,513.14
	Stamped, Colored Concrete at Front Doors/Sign at Garfield		\$5,250.00	\$3,476,263.14
	Fenn Flooring Refinish/Repair in Boys/Girls Bathroom		\$3,390.00	\$3,472,873.14
	Claggett Gymnasium Floor Improvements		\$17,355.00	\$3,455,518.14
	Claggett Replacement Gym Seating		\$83,759.71	\$3,371,758.43
	Concrete Addition to Picnic Area at Root Middle School		\$11,375.00	\$3,360,383.43
	Fiscal Year Totals	\$766,235.16	\$601,694.43	

Medina City School District
Recreation Center Update

Date	Description	District Revenue	District Expenses	City Reimbursements	Total Balance
July 1, 2019	Beginning Balance (003-9001)				\$ 381,679.90
07/08/19	Donation - Partner Mktg	\$1,450.93			\$ 383,130.83
07/10/19	Roof Replacement Project - Payment #2		\$ 249,300.00		\$ 133,830.83
07/19/19	Consulting Services for MCRC Roof Replacement		\$12,045.20		\$ 121,785.63
08/09/19	Butterfly Valves for Surge Tanks		\$4,132.73		\$ 117,652.90
08/09/19	Tile Repair		\$1,178.43		\$ 116,474.47
08/09/19	Consulting Services for MCRC Roof Replacement		\$6,788.90		\$ 109,685.57
08/09/19	Roof Replacement Project - Payment #3		\$137,993.40		\$ (28,307.83)
08/20/19	Summer Paving of Specified Areas		\$26,928.70		\$ (55,236.53)
Total Revenues, Expenditures and Reimbursements		\$ 1,450.93	\$ 438,367.36	\$ -	

Monthly Investment Summary
Medina City School District
US Bank Custodian Acct Ending x70982
 August 31, 2019

Monthly Cash Flow Activity		Market Value Summary				
From 07-31-19 through 08-31-19		Security Type	Market Value	Pct. Assets	Avg Yield at Cost	Wght Avg Mat
Beginning Book Value	23,333,961.81	Money Market Fund				
Contributions	0.00	MONEY MARKET FUND	34,972.98	0.1	1.98	0.00
Withdrawals	0.00	Fixed Income				
Realized Gains/Losses	11,153.51	U.S. GOVERNMENT AGENCY DISCOUNT NOTES	578,986.13	2.5	2.04	0.09
Gross Interest Earnings	27,256.45	U.S. GOVERNMENT AGENCY NOTES	18,679,458.50	79.6	1.83	1.81
Ending Book Value	23,372,371.77	U.S. TREASURY BILLS	993,979.00	4.2	2.07	0.32
		U.S. TREASURY NOTES	3,101,126.35	13.2	2.52	0.31
		Accrued Interest	82,531.42	0.4		
		TOTAL PORTFOLIO	23,471,054.38	100.0	1.94	1.50

Maturity Distribution		Security Type Allocation	
<p align="center">Distribution by Maturity</p> 			

Disclosures:

RedTree's internal accounting system is used as the source of the market value of this account. Although obtained from a source believed to be reliable, we cannot guarantee its accuracy. You should review all account statements provided by the custodian and compare with the statements provided by RedTree.

Questions? Call 888.596.2293 or email info@redtreeinv.com

Portfolio Holdings Report
Medina City School District
US Bank Custodian Acct Ending x70982
 August 31, 2019

Quantity	Cusip	Security Description	Moody's	S&P	Cost Basis	Market Value	Yield at Cost	Wtd Maturity	Purchase Date
U.S. GOVERNMENT AGENCY NOTES									
2,140,000	3130A9EP2	Federal Home Ln Bank 1.000% Due 09-26-19	Aaa	AA+	2,139,807.40	2,138,326.41	1.00	0.07	09-30-16
40,000	3130A9EP2	Federal Home Ln Bank 1.000% Due 09-26-19	Aaa	AA+	39,946.20	39,968.72	1.05	0.07	10-31-16
2,420,000	3136G2RQ2	Federal Natl Mtg Assoc 1.400% Due 10-29-19	Aaa	AA+	2,420,000.00	2,417,317.96	1.40	0.16	10-29-15
1,270,000	3136G3J71	Federal Natl Mtg Assoc 1.420% Due 07-27-20	Aaa	AA+	1,270,000.00	1,264,338.23	1.42	0.90	07-27-16
1,520,000	3136G35C5	Federal Natl Mtg Assoc 1.400% Due 08-28-20	Aaa	AA+	1,520,000.00	1,513,171.38	1.40	0.98	08-30-16
2,130,000	3136G4AL7	Federal Natl Mtg Assoc 1.500% Due 09-30-20	Aaa	AA+	2,130,000.00	2,122,035.99	1.50	1.06	09-30-16
1,070,000	3135G0F73	Federal Natl Mtg Assoc 1.500% Due 11-30-20	Aaa	AA+	1,063,023.60	1,067,876.10	2.00	1.23	08-01-19
1,545,000	3136G34Y8	Federal Natl Mtg Assoc 1.600% Due 08-24-21	Aaa	AA+	1,545,000.00	1,545,170.40	1.60	1.94	08-30-16
1,060,000	3133EKT82	Federal Farm Credit Bank 2.280% Due 06-27-22	Aaa	AA+	1,058,940.00	1,060,235.42	2.31	2.71	06-28-19
2,000,000	3134GS6V2	Federal Home Ln Mtg 2.750% Due 12-27-22	Aaa	AA+	2,000,000.00	2,005,694.22	2.75	3.14	03-27-19
1,000,000	3133EKRJ7	Federal Farm Credit Bank 2.400% Due 06-19-23	Aaa	AA+	1,000,000.00	1,004,516.17	2.40	3.60	06-28-19
1,500,000	3134GTTU7	Federal Home Ln Mtg 2.700% Due 06-27-24	Aaa	AA+	1,500,000.00	1,500,487.00	2.70	4.48	06-28-19
1,000,000	3134GTWT6	Federal Home Ln Mtg 2.550% Due 07-01-24	Aaa	AA+	1,000,000.00	1,000,320.49	2.55	4.50	07-08-19
Accrued Interest						70,899.02			
					18,686,717.20	18,750,357.52	1.83	1.81	
U.S. TREASURY NOTES									
1,440,000	912828G61	US Treasury Note 1.500% Due 11-30-19	Aaa	AA+	1,431,562.51	1,438,087.68	2.48	0.25	04-23-19
1,345,000	912828G95	US Treasury Note 1.625% Due 12-31-19	Aaa	AA+	1,333,021.09	1,343,476.11	2.60	0.33	01-24-19
320,000	912828W63	US Treasury Note 1.625% Due 03-15-20	Aaa	AA+	318,125.00	319,562.56	2.37	0.53	05-30-19
Accrued Interest						11,632.39			
					3,082,708.60	3,112,758.75	2.52	0.31	
U.S. TREASURY BILLS									
1,000,000	912796SY6	US Treasury Bill 0.000% Due 12-26-19	P-1	A-1+	989,710.65	993,979.00	2.07	0.32	06-28-19
U.S. GOVERNMENT AGENCY DISCOUNT NOTES									
580,000	313384MN6	Federal Home Ln Bank Discount Note 0.000% Due 10-04-19	P-1	A-1+	578,262.34	578,986.13	2.04	0.09	08-12-19
MONEY MARKET FUND									
	USBMMF	First American Treasury Obligations Fund			34,972.98	34,972.98	1.98		
TOTAL PORTFOLIO					23,372,371.77	23,471,054.38	1.94	1.50	

Disclosures:

RedTree's internal accounting system is used as the source of the market value of this account. Although obtained from a source believed to be reliable, we cannot guarantee its accuracy. You should review all account statements provided by the custodian and compare with the statements provided by RedTree.

Questions? Call 888.596.2293 or email info@redtreeinv.com

Monthly Activity Reports
 Medina City School District
 US Bank Custodian Acct Ending x70982
 From 08-01-19 Through 08-31-19

GROSS INTEREST INCOME

Ex-Date	Pay-Date	Security	Amount
U.S. GOVERNMENT AGENCY NOTES			
08-01-19	08-01-19	Federal Natl Mtg Assoc 1.500% Due 11-30-20	-2,719.58
08-26-19	08-26-19	Federal Natl Mtg Assoc 1.600% Due 08-24-21	12,360.00
08-28-19	08-28-19	Federal Natl Mtg Assoc 1.400% Due 08-28-20	10,640.00
			20,280.42
U.S. TREASURY NOTES			
08-01-19	08-01-19	US Treasury Note 1.000% Due 08-31-19	4,394.02
08-12-19	08-12-19	US Treasury Note 1.000% Due 08-31-19	2,533.29
			6,927.31
MONEY MARKET FUND			
08-01-19	08-01-19	First American Treasury Obligations Fund	48.72
GROSS INCOME			27,256.45

Disclosures:

RedTree's internal accounting system is used as the source of the market value of this account. Although obtained from a source believed to be reliable, we cannot guarantee its accuracy. You should review all account statements provided by the custodian and compare with the statements provided by RedTree.

Questions? Call 888.596.2293 or email info@redtreeinv.com

Purchase and Sale
Medina City School District
US Bank Custodian Acct Ending x70982
 From 08-01-19 Through 08-31-19

Trade Date	Settle Date	Quantity	Security	Unit Price	Amount
PURCHASES					
08-12-2019	08-12-2019	580,000	Federal Home Ln Bank Discount Note 0.000% Due 10-04-19	99.70	578,262.34
08-01-2019	08-01-2019	1,070,000	Federal Natl Mtg Assoc 1.500% Due 11-30-20	99.35	1,063,023.60
					1,641,285.94
SALES					
08-01-2019	08-01-2019	1,050,000	US Treasury Note 1.000% Due 08-31-19	99.89	1,048,892.58
08-12-2019	08-12-2019	565,000	US Treasury Note 1.000% Due 08-31-19	99.93	564,580.66
					1,613,473.24

Disclosures:

RedTree's internal accounting system is used as the source of the market value of this account. Although obtained from a source believed to be reliable, we cannot guarantee its accuracy. You should review all account statements provided by the custodian and compare with the statements provided by RedTree.

Questions? Call 888.596.2293 or email info@redtreeinv.com

Realized Gains/Losses
Medina City School District
US Bank Custodian Acct Ending x70982
 From 08-01-19 Through 08-31-19

Open Date	Close Date	Quantity	Security	Cost Basis	Proceeds	Gain Or Loss	
						Short Term	Long Term
02-21-2019	08-01-2019	1,050,000	US Treasury Note 1.000% Due 08-31-19	1,041,755.86	1,048,892.58	7,136.72	
02-21-2019	08-12-2019	565,000	US Treasury Note 1.000% Due 08-31-19	560,563.87	564,580.66	4,016.79	
TOTAL GAINS						11,153.51	0.00
TOTAL LOSSES						0.00	0.00
TOTAL REALIZED GAIN/LOSS				11,153.51			

Disclosures:

RedTree's internal accounting system is used as the source of the market value of this account. Although obtained from a source believed to be reliable, we cannot guarantee its accuracy. You should review all account statements provided by the custodian and compare with the statements provided by RedTree.

Questions? Call 888.596.2293 or email info@redtreeinv.com

ENV# CEBHKHGRBBJMGZP_BBBBB
FIFTH THIRD SECURITIES, INC.
MD 1M0B2A
5050 KINGSLEY DRIVE
CINCINNATI, OH 45263

MEDINA CITY SCHOOLS
DAVID CHAMBERS
739 WEYMOUTH RD
MEDINA OH 44256



STATEMENT FOR THE PERIOD AUGUST 1, 2019 TO AUGUST 31, 2019

MEDINA CITY SCHOOLS - Corporation
Account Number: [REDACTED]

By the courtesy of:
CARTER/SAVAGE

For questions about your accounts:
Local: 614 744 5496
In-State: 614 744 7074
National: 888 889 1025

TOTAL VALUE OF YOUR PORTFOLIO **\$10,460,899.67**

FOR YOUR INFORMATION


Fifth Third Securities, Inc. Investments offered through Fifth Third Securities, Inc., member
FINRA/SIPC

Fifth Third Securities, Inc.

MN_CEBHKHGRBBJMGZP_BBBBB 20190830

CHANGE IN VALUE OF YOUR PORTFOLIO

\$ millions



Change In Value Of Your Portfolio information can be found in Miscellaneous Footnotes at the end of this statement.

Account carried with National Financial Services LLC, Member
NYSE, SIPC

Statement for the Period August 1, 2019 to August 31, 2019

MEDINA CITY SCHOOLS - Corporation
Account Number: [REDACTED]

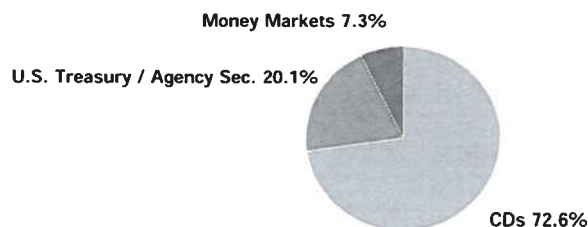


Account Overview

CHANGE IN ACCOUNT VALUE	Current Period	Year-to-Date
BEGINNING VALUE	\$10,423,882.13	\$10,317,544.71
Additions and Withdrawals	(\$30,904.59)	(\$195,045.11)
Income	\$30,904.59	\$164,359.03
Taxes, Fees and Expenses	\$0.00	\$0.00
Change in Value	\$37,017.54	\$174,041.04
ENDING VALUE (AS OF 08/31/19)	\$10,460,899.67	\$10,460,899.67

Refer to Miscellaneous Footnotes for more information on Change in Value.

ACCOUNT ALLOCATION



	Percent	Prior Period	Current Period
Money Markets	7.3 %	\$992,177.81	\$767,177.81
CDs	72.6	\$6,832,341.32	\$7,593,112.86
U.S. Treasury / Agency Sec.	20.1	\$2,599,363.00	\$2,100,609.00
TOTAL	100.0 %	\$10,423,882.13	\$10,460,899.67

Account Allocation shows the percentage that each asset class represents of your total account value. Account Allocation for equities, fixed income, and other categories may include mutual funds and may be net of short positions. NFS has made assumptions concerning how certain mutual funds are allocated. Closed-end mutual funds and Exchange Traded Products (ETPs) listed on an exchange may be included in the equity allocation. The chart may not reflect your actual portfolio allocation. Consult your broker/dealer prior to making investment decisions.

Statement for the Period August 1, 2019 to August 31, 2019

MEDINA CITY SCHOOLS - Corporation

Account Number: [REDACTED]



Account Overview *continued*

INCOME

TAXABLE	<i>Current Period</i>	<i>Year-to-Date</i>
Taxable Dividends	\$1,150.48	\$4,670.66
Taxable Interest	\$29,754.11	\$159,688.37
TOTAL TAXABLE	\$30,904.59	\$164,359.03
TOTAL INCOME	\$30,904.59	\$164,359.03

Taxable income is determined based on information available to NFS at the time the statement was prepared, and is subject to change. Final information on taxation of interest and dividends is available on Form 1099-Div, which is mailed in February of the subsequent year.

REALIZED GAIN (LOSS)

	<i>Current Period</i>	<i>Year-to-Date</i>
Short Term Gain	\$3,750.00	\$3,750.00
Short Term Loss	\$0.00	\$0.00
Disallowed Short Term Loss	\$0.00	\$0.00
TOTAL SHORT TERM GAIN (LOSS)	\$3,750.00	\$3,750.00

Long Term Gain	\$0.00	\$0.00
Long Term Loss	\$0.00	\$0.00
Disallowed Long Term Loss	\$0.00	\$0.00
TOTAL LONG TERM GAIN (LOSS)	\$0.00	\$0.00

NFS-provided cost basis, realized gain (loss) and holding period information may not reflect all adjustments necessary for your tax reporting purposes. Please refer to Footnotes and Cost Basis Information at the end of this statement for more information.

Fifth Third Securities, Inc.

MN _CEBHKHGRBBJMGZP_BBBBB 20190830

Account carried with National Financial Services LLC, Member
NYSE, SIPC

Statement for the Period August 1, 2019 to August 31, 2019

MEDINA CITY SCHOOLS - Corporation

Account Number: [REDACTED]



Account Overview *continued*

MESSAGES AND ALERTS

Customers wishing to learn more about their investment professional can contact the FINRA BrokerCheck Hotline Number at 1-800-289-9999 or visit the FINRA Regulation website www.finra.org. Customers can also obtain an investor brochure that includes information describing the FINRA BrokerCheck program by contacting Brokerage Operations 1-888-889-1025.

Statement for the Period August 1, 2019 to August 31, 2019

MEDINA CITY SCHOOLS - Corporation
Account Number: [REDACTED]



Holdings

NFS-provided cost basis, realized gain (loss) and holding period information may not reflect all adjustments necessary for tax purposes. Please refer to Footnotes and Cost Basis Information at the end of this statement for more information.

For additional information regarding your holdings, please refer to the footnotes at the end of the statement.

CASH AND CASH EQUIVALENTS - 7.33% of Total Account Value

Description	Symbol/Cusip Account Type	Quantity	Price on 08/31/19	Current Market Value	Estimated Annual Income
Money Markets					
FEDERATED TREASURY OBLIGATIONS IS	TOIXX	767,177.81	\$1.00	\$767,177.81	
7 DAY YIELD 1.97%	CASH				
Dividend Option Cash					
Capital Gain Option Cash					
Total Cash and Cash Equivalents				\$767,177.81	

Statement for the Period August 1, 2019 to August 31, 2019

MEDINA CITY SCHOOLS - Corporation
Account Number: [REDACTED]



HOLDINGS > FIXED INCOME - 92.67% of Total Account Value

ALERT: You have a fixed income position due to mature within the next 90 days.

For an explanation of fixed income pricing, please see the last page. Redemption schedule(s), bond rating(s), and other information are provided where available. If information does not appear regarding a particular investment, it is not available. The ratings on this statement are provided by Standard & Poor's and/or Moody's to rate the quality based on the respective rating agency's assessment. Ratings information from Standard & Poor's ("S&P") may not be reproduced. S&P credit ratings are statements of opinion and are not statements of fact or recommendations to purchase, hold, or sell securities, nor do they address the suitability of securities for investment purposes, and should not be relied on as investment advice. S&P does not guarantee the accuracy, completeness, timeliness or availability of any information, including ratings, and is not responsible for errors or omissions (negligent or otherwise). S&P gives no express or implied warranties, including but not limited to any warranties of merchantability or fitness for a particular purpose or use. S&P shall not be liable for any direct, indirect, incidental, exemplary, compensatory, punitive, special or consequential damages, costs, expenses, legal fees, or losses (including lost income or profits and opportunity costs) in connection with any use of ratings.

Description	Symbol/Cusip Account Type	Quantity	Estimated Price on 08/31/19	Estimated Current Market Value	Estimated Annual Income	Original/Adjusted Cost Basis	Unrealized Gain (Loss)
CDs							
Certificates of Deposit (CDs), including Market Indexed CDs and Market Linked CDs (collectively, MCDs) are generally shown at estimated market prices based upon a matrix or model pricing method that may not represent the actual price if sold prior to maturity. However, CDs and MCDs may be shown at face value for up to seven calendar days from date of issue if estimated market prices have not been received from a third party pricing vendor. The actual value of CDs and MCDs may be different from their purchase price. CDs and MCDs are subject to interest rate risk. The estimated market price reflected for MCDs may not be based on the actual closing value of the linked market index on the final maturity date and the market value of MCDs may not correspond directly to increases or decreases in the underlying linked market index. You may sell CDs or MCDs in the secondary market subject to market conditions. The secondary market for CDs and MCDs is generally illiquid. If sold prior to maturity, the value of MCDs may be less than the purchase amount or face value. The sale or redemption of any fixed income security prior to maturity may result in a substantial gain or loss, and an early withdrawal penalty may apply. Certain MCDs may only be redeemed on pre-specified liquidation dates and may have call features that allow the issuer to call the MCD prior to maturity. Certain Step Rate CDs are also subject to reinvestment risk if call provisions are exercised by the issuer and if a CD with a comparable rate is not available.							
See sales materials or contact your broker/dealer for additional information.							
SUMMIT CMNTY BK MOOREFIELD WV CD 1.45000% 11/08/2019 FDIC INSURED CPN PMT MONTHLY Next Interest Payable: 09/08/19 Estimated Yield 1.45% Accrued Interest \$238.36 Average Unit Cost \$1.00 Adjusted Cost Basis	86604XLJ3 CASH	250,000	\$0.99906	\$249,765.00	\$3,625.00	\$250,000.00	
						\$250,000.00	D (\$235.00)
YADKIN VY BK & TR CO ELKIN N C CD 1.50000% 01/24/2020 FDIC INSURED CPN PMT MONTHLY Next Interest Payable: 09/25/19 Estimated Yield 1.50% Accrued Interest \$71.92 Average Unit Cost \$1.00 Adjusted Cost Basis	984308ET9 CASH	250,000	\$0.99845	\$249,612.50	\$3,750.00	\$250,000.00	
						\$250,000.00	D (\$387.50)
WORLDS FOREMOST BK SYDNEY NEB CD 1.75000% 01/27/2020 FDIC INSURED CPN PMT MONTHLY Next Interest Payable: 09/26/19	981571CX8 CASH	200,000	\$0.99946	\$199,892.00	\$3,500.00	\$200,000.00	

Fifth Third Securities, Inc.

Account carried with National Financial Services LLC, Member
NYSE, SIPC

MN_CEBHKHGRBBJMGZP_BBBBB 20190830

Statement for the Period August 1, 2019 to August 31, 2019

MEDINA CITY SCHOOLS - Corporation
Account Number: [REDACTED]



HOLDINGS > FIXED INCOME *continued*

Description	Symbol/Cusip Account Type	Quantity	Estimated Price on 08/31/19	Estimated Current Market Value	Estimated Annual Income	Original/Adjusted Cost Basis	Unrealized Gain (Loss)
WORLDS FOREMOST BK SYDNEY NEB CD	981571CX8	<i>continued</i>					
Estimated Yield 1.75%							
Accrued Interest \$57.53							
Average Unit Cost \$1.00							
Adjusted Cost Basis						\$200,000.00 D	(\$108.00)
WELLS FARGO BANK NATL ASSN CD 1.75000%	949763EG7	250,000	\$0.99946	\$249,865.00	\$4,375.00	\$250,000.00	
02/03/2020 FDIC INSURED	CASH						
CPN PMT MONTHLY							
Next Interest Payable: 09/01/19							
Estimated Yield 1.75%							
Accrued Interest \$371.58							
Average Unit Cost \$1.00							
Adjusted Cost Basis						\$250,000.00 D	(\$135.00)
TIAA FSB JACKSONVILLE FLA 1.95000%	87270LAW3	247,000	\$1.00244	\$247,602.68	\$4,816.50	\$247,000.00	
11/23/2020 CD FDIC INSURED	CASH						
CPN PMT SEMI-ANNUAL							
ON MAY 21, NOV 21							
Next Interest Payable: 11/21/19							
Estimated Yield 1.94%							
Accrued Interest \$1359.18							
Average Unit Cost \$1.00							
Adjusted Cost Basis						\$247,000.00 D	\$602.68
ALLY BK MIDVALE UTAH CD 2.50000%	02007GAU7	245,000	\$1.01041	\$247,550.45	\$6,125.00	\$245,000.00	
02/01/2021 FDIC INSURED	CASH						
CPN PMT SEMI-ANNUAL							
ON AUG 01, FEB 01							
Next Interest Payable: 02/01/20							
Estimated Yield 2.47%							
Accrued Interest \$520.21							
Average Unit Cost \$1.00							
Adjusted Cost Basis						\$245,000.00 D	\$2,550.45
PRIME ALLIANCE BK UTAH CD 2.30000%	74160NFW5	245,000	\$1.00813	\$246,991.85	\$5,635.00	\$245,000.00	
03/15/2021 FDIC INSURED	CASH						
CPN PMT MONTHLY							
Next Interest Payable: 09/13/19							
Estimated Yield 2.28%							
Accrued Interest \$293.33							
Average Unit Cost \$1.00							

Fifth Third Securities, Inc.

Account carried with National Financial Services LLC, Member
NYSE, SIPC

MN _CEBHKHGRBBJMGZP_BBBBB 20190830

Statement for the Period August 1, 2019 to August 31, 2019

MEDINA CITY SCHOOLS - Corporation
Account Number: [REDACTED]



HOLDINGS > FIXED INCOME *continued*

Description	Symbol/Cusip Account Type	Quantity	Estimated Price on 08/31/19	Estimated Current Market Value	Estimated Annual Income	Original/Adjusted Cost Basis	Unrealized Gain (Loss)
PRIME ALLIANCE BK UTAH CD 2.30000%	74160NFW5	continued					
Adjusted Cost Basis						\$245,000.00 D	\$1,991.85
CAPITAL ONE BK USA NATL ASSN CD 2.25000%	1404202B5	245,000	\$1.00268	\$245,656.60	\$5,512.50	\$243,858.30	
04/19/2021 FDIC INSURED	CASH						
CPN PMT SEMI-ANNUAL							
ON OCT 19, APR 19							
Next Interest Payable: 10/19/19							
Estimated Yield 2.24%							
Accrued Interest \$2038.87							
Average Unit Cost \$1.00							
Adjusted Cost Basis						\$243,858.30 D	\$1,798.30
THIRD FED SVGS &LN ASSN OF CD 2.50000%	88413QBZ0	245,000	\$1.0124	\$248,038.00	\$6,125.00	\$245,000.00	
05/28/2021 FDIC INSURED	CASH						
CPN PMT SEMI-ANNUAL							
ON AUG 28, FEB 28							
Next Interest Payable: 02/28/20							
Estimated Yield 2.46%							
Accrued Interest \$67.12							
Average Unit Cost \$1.00							
Adjusted Cost Basis						\$245,000.00 D	\$3,038.00
KS STATEBANK MANHATTAN KS CD 2.50000%	50116CBX6	245,000	\$1.01279	\$248,133.55	\$6,125.00	\$245,000.00	
06/21/2021 FDIC INSURED	CASH						
CPN PMT MONTHLY							
Next Interest Payable: 09/21/19							
Estimated Yield 2.46%							
Accrued Interest \$184.59							
Average Unit Cost \$1.00							
Adjusted Cost Basis						\$245,000.00 D	\$3,133.55
FIRST CHOICE BK CERRITOS CALIF CD	319461BJ7	250,000	\$1.00024	\$250,060.00	\$5,625.00	\$250,000.00	
2.25000% 06/30/2021 FDIC INSURED	CASH						
CPN PMT MONTHLY							
Next Interest Payable: 09/30/19							
CALLABLE ON 09/30/2019 @ 100.0000							
STEP COUPON							
RESET FREQUENCY TERM MODE							
NEXT RESET 06/29/2020 @ 2.50000							
Estimated Yield 2.24%							
Accrued Interest \$15.41							

Fifth Third Securities, Inc.

Account carried with National Financial Services LLC, Member
NYSE, SIPC

MN _CEBHKHGRBBJMGZP_BBBBB 20190830

Statement for the Period August 1, 2019 to August 31, 2019

MEDINA CITY SCHOOLS - Corporation
Account Number: [REDACTED]



HOLDINGS > FIXED INCOME *continued*

Description	Symbol/Cusip Account Type	Quantity	Estimated Price on 08/31/19	Estimated Current Market Value	Estimated Annual Income	Original/Adjusted Cost Basis	Unrealized Gain (Loss)
FIRST CHOICE BK CERRITOS CALIF CD	319461BJ7	<i>continued</i>					
Average Unit Cost \$1.00							
Adjusted Cost Basis						\$250,000.00 D	\$60.00
NORTHPOINTE BK GRAND RAPIDS MI CD	666613GN8	245,000	\$1.01417	\$248,471.65	\$6,247.50	\$245,000.00	
2.55000% 07/19/2021 FDIC INSURED	CASH						
CPN PMT MONTHLY							
Next Interest Payable: 09/19/19							
Estimated Yield 2.51%							
Accrued Interest \$222.51							
Average Unit Cost \$1.00							
Adjusted Cost Basis						\$245,000.00 D	\$3,471.65
SECURITY FED BK AIKEN S C CD 2.40000%	81423LCE0	245,000	\$1.0009	\$245,220.50	\$5,880.00	\$245,000.00	
08/09/2021 FDIC INSURED	CASH						
CPN PMT MONTHLY							
Next Interest Payable: 09/07/19							
CALLABLE ON 11/07/2019 @ 100.0000							
Estimated Yield 2.39%							
Accrued Interest \$402.74							
Average Unit Cost \$1.00							
Adjusted Cost Basis						\$245,000.00 D	\$220.50
CELTIC BK SALT LAKE CITY UTAH CD	15118RPT8	245,000	\$1.02063	\$250,054.35	\$6,982.50	\$245,000.00	
2.85000% 08/24/2021 FDIC INSURED	CASH						
CPN PMT MONTHLY							
Next Interest Payable: 09/24/19							
Estimated Yield 2.79%							
Accrued Interest \$153.04							
Average Unit Cost \$1.00							
Adjusted Cost Basis						\$245,000.00 D	\$5,054.35
FIRSTTRUST SVGS BK PA CD 2.55000%	337630BJ5	245,000	\$1.0151	\$248,699.50	\$6,247.50	\$245,000.00	
09/13/2021 FDIC INSURED	CASH						
CPN PMT MONTHLY							
Next Interest Payable: 09/12/19							
Estimated Yield 2.51%							
Accrued Interest \$342.33							
Average Unit Cost \$1.00							
Adjusted Cost Basis						\$245,000.00 D	\$3,699.50
MEDALLION BK UTAH CD 2.45000% 02/16/2022	58404DBD2	245,000	\$1.01524	\$248,733.80	\$6,002.50	\$245,000.00	

Fifth Third Securities, Inc.

Account carried with National Financial Services LLC, Member
NYSE, SIPC

MN_CEBKHGRBBJMGZP_BBBBB 20190830

Statement for the Period August 1, 2019 to August 31, 2019

MEDINA CITY SCHOOLS - Corporation
Account Number: [REDACTED]



HOLDINGS > FIXED INCOME *continued*

Description	Symbol/Cusip Account Type	Quantity	Estimated Price on 08/31/19	Estimated Current Market Value	Estimated Annual Income	Original/Adjusted Cost Basis	Unrealized Gain (Loss)
MEDALLION BK UTAH CD 2.45000% 02/16/2022	58404DBD2	continued					
FDIC INSURED	CASH						
CPN PMT MONTHLY							
Next Interest Payable: 09/16/19							
Estimated Yield 2.41%							
Accrued Interest \$263.12							
Average Unit Cost \$1.00							
Adjusted Cost Basis						\$245,000.00 D	\$3,733.80
NORTHFIELD BK STATEN ISLAND NY CD	66612ACG1	245,000	\$1.01531	\$248,750.95	\$6,002.50	\$245,000.00	
2.45000% 02/22/2022 FDIC INSURED	CASH						
CPN PMT SEMI-ANNUAL							
ON AUG 21, FEB 21							
Next Interest Payable: 02/21/20							
Estimated Yield 2.41%							
Accrued Interest \$180.90							
Average Unit Cost \$1.00							
Adjusted Cost Basis						\$245,000.00 D	\$3,750.95
SB ONE BK FRANKLIN NEW JERSEY CD	78414TBD3	245,000	\$1.00068	\$245,166.60	\$4,900.00	\$245,000.00	
2.00000% 02/28/2022 FDIC INSURED	CASH						
CPN PMT SEMI-ANNUAL							
ON FEB 28, AUG 28							
1ST CPN DTE 02/28/2020							
Next Interest Payable: 02/28/20							
Estimated Yield 1.99%							
Accrued Interest \$53.70							
Average Unit Cost \$1.00							
Adjusted Cost Basis						\$245,000.00 D	\$166.60
PENN CMNTY BK PERKASIE PA CD 2.35000%	707312AN4	240,000	\$1.00128	\$240,307.20	\$5,640.00	\$240,000.00	
06/21/2022 FDIC INSURED	CASH						
CPN PMT SEMI-ANNUAL							
ON DEC 21, JUN 21							
1ST CPN DTE 12/21/2019							
Next Interest Payable: 12/21/19							
CALLABLE ON 12/21/2019 @ 100.0000							
Estimated Yield 2.34%							
Accrued Interest \$1112.55							
Average Unit Cost \$1.00							
Adjusted Cost Basis						\$240,000.00 D	\$307.20

Fifth Third Securities, Inc.

Account carried with National Financial Services LLC, Member
NYSE, SIPC

MN_CEBHKHGRBBJMGZP_BBBBB 20190830

Statement for the Period August 1, 2019 to August 31, 2019

MEDINA CITY SCHOOLS - Corporation
Account Number: [REDACTED]



HOLDINGS > FIXED INCOME *continued*

Description	Symbol/Cusip Account Type	Quantity	Estimated Price on 08/31/19	Estimated Current Market Value	Estimated Annual Income	Original/Adjusted Cost Basis	Unrealized Gain (Loss)
BANKERS BK KANS NA CD 2.35000% 06/28/2022 FDIC INSURED CPN PMT MONTHLY Next Interest Payable: 09/28/19 CALLABLE ON 12/28/2019 @ 100.0000 Estimated Yield 2.34% Accrued Interest \$61.81 Average Unit Cost \$1.00 Adjusted Cost Basis	06610PCA9 CASH	240,000	\$1.0016	\$240,384.00	\$5,640.00	\$240,000.00	
						\$240,000.00 D	\$384.00
JPMORGAN CHASE BK CD 2.00000% 08/16/2022 FDIC INSURED CPN PMT SEMI-ANNUAL ON FEB 16, AUG 16 Next Interest Payable: 02/16/20 CALLABLE ON 02/16/2020 @ 100.0000 STEP COUPON RESET FREQUENCY TERM MODE NEXT RESET 08/16/2021 @ 4.00000 Estimated Yield 1.99% Accrued Interest \$203.84 Average Unit Cost \$1.00 Adjusted Cost Basis	48126YDE0 CASH	248,000	\$1.00056	\$248,138.88	\$4,960.00	\$248,000.00	
						\$248,000.00 D	\$138.88
JONESBORO STATE BANK CD 2.85000% 03/11/2024 FDIC INSURED CPN PMT MONTHLY Next Interest Payable: 09/11/19 CALLABLE ON 09/11/2019 @ 100.0000 Estimated Yield 2.84% Accrued Interest \$385.34 Average Unit Cost \$1.00 Adjusted Cost Basis	48040PEE1 CASH	235,000	\$1.0011	\$235,258.50	\$6,697.50	\$235,000.00	
						\$235,000.00 D	\$258.50
CFBANK FAIRLAWN OHIO CD 2.80000% 03/15/2024 FDIC INSURED CPN PMT MONTHLY Next Interest Payable: 09/15/19 Estimated Yield 2.70% Accrued Interest \$306.47 Average Unit Cost \$1.00	15721UCY3 CASH	235,000	\$1.03705	\$243,706.75	\$6,580.00	\$235,000.00	

Fifth Third Securities, Inc.

Account carried with National Financial Services LLC, Member
NYSE, SIPC

MN_CEBHKHGRBBJMGZP_BBBBB 20190830

Statement for the Period August 1, 2019 to August 31, 2019

MEDINA CITY SCHOOLS - Corporation
Account Number: [REDACTED]



HOLDINGS > FIXED INCOME *continued*

Description	Symbol/Cusip Account Type	Quantity	Estimated Price on 08/31/19	Estimated Current Market Value	Estimated Annual Income	Original/Adjusted Cost Basis	Unrealized Gain (Loss)
CFBANK FAIRLAWN OHIO CD 2.80000%	15721UCY3	continued					
Adjusted Cost Basis						\$235,000.00 D	\$8,706.75
FIRST ST BK WINCHESTER OHIO CD 2.60000%	33650TAE0	245,000	\$1.02972	\$252,281.40	\$6,370.00	\$245,000.00	
05/28/2024 FDIC INSURED	CASH						
CPN PMT MONTHLY							
Next Interest Payable: 09/28/19							
Estimated Yield 2.52%							
Accrued Interest \$69.81							
Average Unit Cost \$1.00							
Adjusted Cost Basis						\$245,000.00 D	\$7,281.40
FIRST & FMRS BK PORTLAND ND CD 2.40000%	31860PAL2	245,000	\$1.02069	\$250,069.05	\$5,880.00	\$245,000.00	
05/30/2024 FDIC INSURED	CASH						
CPN PMT MONTHLY							
Next Interest Payable: 09/30/19							
Estimated Yield 2.35%							
Accrued Interest \$32.22							
Average Unit Cost \$1.00							
Adjusted Cost Basis						\$245,000.00 D	\$5,069.05
CRESCOM BK MYRTLE BEACH S C CD 2.55000%	225862ED9	240,000	\$1.00043	\$240,103.20	\$6,120.00	\$240,000.00	
06/26/2024 FDIC INSURED	CASH						
CPN PMT MONTHLY							
Next Interest Payable: 09/26/19							
CALLABLE ON 09/26/2019 @ 100.0000							
Estimated Yield 2.54%							
Accrued Interest \$100.60							
Average Unit Cost \$1.00							
Adjusted Cost Basis						\$240,000.00 D	\$103.20
STATE BK REESEVILLE WIS CD 2.25000%	856487AX1	240,000	\$1.01416	\$243,398.40	\$5,400.00	\$240,000.00	
06/28/2024 FDIC INSURED	CASH						
CPN PMT MONTHLY							
Next Interest Payable: 09/28/19							
Estimated Yield 2.21%							
Accrued Interest \$59.18							
Average Unit Cost \$1.00							
Adjusted Cost Basis						\$240,000.00 D	\$3,398.40
POPPY BK SANTA ROSA CALIF CD 1.95000%	73319FAA7	245,000	\$1.00005	\$245,012.25	\$4,777.50	\$245,000.00	
08/21/2024 FDIC INSURED	CASH						

Fifth Third Securities, Inc.

Account carried with National Financial Services LLC, Member
NYSE, SIPC

MN _CEBKHGRBBJMGZP_BBBBB 20190830

Statement for the Period August 1, 2019 to August 31, 2019

MEDINA CITY SCHOOLS - Corporation
Account Number: [REDACTED]



HOLDINGS > FIXED INCOME *continued*

Description	Symbol/Cusip Account Type	Quantity	Estimated Price on 08/31/19	Estimated Current Market Value	Estimated Annual Income	Original/Adjusted Cost Basis	Unrealized Gain (Loss)
POPPY BK SANTA ROSA CALIF CD 1.95000%	73319FAA7	continued					
CPN PMT MONTHLY							
1ST CPN DTE 09/21/2019							
Next Interest Payable: 09/21/19							
CALLABLE ON 08/21/2020 @ 100.0000							
Estimated Yield 1.95%							
Accrued Interest \$143.98							
Average Unit Cost \$1.00							
Adjusted Cost Basis						\$245,000.00 D	\$12.25
RAYMOND JAMES BK NATL ASSN CD 2.00000%	75472RAE1	245,000	\$1.00282	\$245,690.90	\$4,900.00	\$245,000.00	
08/23/2024 FDIC INSURED	CASH						
CPN PMT SEMI-ANNUAL							
ON FEB 23, AUG 23							
1ST CPN DTE 02/23/2020							
Next Interest Payable: 02/23/20							
Estimated Yield 1.99%							
Accrued Interest \$120.82							
Average Unit Cost \$1.00							
Adjusted Cost Basis						\$245,000.00 D	\$690.90
BANKGLOUCESTER CD 2.00000% 08/26/2024	06644RAC3	245,000	\$1.00063	\$245,154.35	\$4,900.00	\$245,000.00	
FDIC INSURED	CASH						
CPN PMT SEMI-ANNUAL							
ON FEB 26, AUG 26							
1ST CPN DTE 02/26/2020							
Next Interest Payable: 02/26/20							
Estimated Yield 1.99%							
Accrued Interest \$80.55							
Average Unit Cost \$1.00							
Adjusted Cost Basis						\$245,000.00 D	\$154.35
FIRST UTD BK &TR COMPANY CD 2.10000%	33742CAM9	245,000	\$1.0014	\$245,343.00	\$5,145.00	\$245,000.00	
08/30/2024 FDIC INSURED	CASH						
CPN PMT MONTHLY							
1ST CPN DTE 09/30/2019							
Next Interest Payable: 09/30/19							
CALLABLE ON 02/28/2020 @ 100.0000							
Estimated Yield 2.09%							
Average Unit Cost \$1.00							

Fifth Third Securities, Inc.

MN_CEBHKHGRBBJMGZP_BBBBB 20190830

Account carried with National Financial Services LLC, Member
NYSE, SIPC

Statement for the Period August 1, 2019 to August 31, 2019

MEDINA CITY SCHOOLS - Corporation
Account Number: [REDACTED]



HOLDINGS > FIXED INCOME *continued*

Description	Symbol/Cusip Account Type	Quantity	Estimated Price on 08/31/19	Estimated Current Market Value	Estimated Annual Income	Original/Adjusted Cost Basis	Unrealized Gain (Loss)
FIRST UTD BK & TR COMPANY CD 2.10000%	33742CAM9	<i>continued</i>					
Adjusted Cost Basis						\$245,000.00 D	\$343.00
Total CDs		7,535,000		\$7,593,112.86	\$170,486.50	\$7,533,858.30	\$59,254.56
U.S. Treasury / Agency Securities							
FEDERAL HOME LOAN BANKS BOND 2.15000%	3130ADEZ1	400,000	\$100.04	\$400,160.00	\$8,600.00	\$399,416.00	
08/07/2020	CASH						
MOODY'S Aaa /S&P AA+							
CPN PMT SEMI-ANNUAL							
ON AUG 07, FEB 07							
Next Interest Payable: 02/07/20							
CALLABLE ON 11/07/2019 @ 100.0000							
Accrued Interest \$573.33							
Average Unit Cost \$99.85							
Adjusted Cost Basis						\$399,416.00 D	\$744.00
FEDERAL NATL MTG ASSN NOTE 1.75000%	3136G3AN5	500,000	\$99.984	\$499,920.00	\$8,750.00	\$495,225.00	
03/16/2021	CASH						
MOODY'S Aaa /S&P AA+							
CPN PMT SEMI-ANNUAL							
ON SEP 16, MAR 16							
Next Interest Payable: 09/16/19							
CALLABLE ON 09/16/2019 @ 100.0000							
STEP COUPON							
RESET FREQUENCY TERM MODE							
NEXT RESET 09/16/2019 @ 2.50000							
Accrued Interest \$4010.42							
Average Unit Cost \$99.05							
Adjusted Cost Basis						\$495,225.00 D	\$4,695.00
Unrealized Market Discount Income	\$1,249.44 Q						
FEDERAL HOME LN MTG CORP MTN 2.35000%	3134GBCW0	700,000	\$100.057	\$700,399.00	\$16,450.00	\$693,189.00	
03/29/2022	CASH						
MOODY'S Aaa /S&P AA+							
CPN PMT SEMI-ANNUAL							
ON SEP 29, MAR 29							
Next Interest Payable: 09/29/19							
CALLABLE ON 09/29/2019 @ 100.0000							
Accrued Interest \$6945.56							
Average Unit Cost \$99.03							

Fifth Third Securities, Inc.

Account carried with National Financial Services LLC, Member
NYSE, SIPC

MN _CEBHKHGRBBJMGZP_BBBBB 20190830

Statement for the Period August 1, 2019 to August 31, 2019

MEDINA CITY SCHOOLS - Corporation
Account Number: [REDACTED]



HOLDINGS > FIXED INCOME *continued*

Description	Symbol/Cusip Account Type	Quantity	Estimated Price on 08/31/19	Estimated Current Market Value	Estimated Annual Income	Original/Adjusted Cost Basis	Unrealized Gain (Loss)
FEDERAL HOME LN MTG CORP MTN 2.35000%	3134GBCW0	continued					
Adjusted Cost Basis						\$693,189.00 D	\$7,210.00
FEDERAL HOME LN MTG CORP MTN 2.00000%	3134GBP48	500,000	\$100.026	\$500,130.00	\$10,000.00	\$494,025.00	
10/05/2022	CASH						
MOODY'S Aaa /S&P AA+							
CPN PMT QUARTERLY							
ON JAN 05, APR 05, JUL 05, OCT 05							
Next Interest Payable: 10/05/19							
CALLABLE ON 10/05/2019 @ 100.0000							
STEP COUPON							
RESET FREQUENCY TERM MODE							
NEXT RESET 07/05/2020 @ 2.25000							
Accrued Interest \$1555.56							
Average Unit Cost \$98.81							
Adjusted Cost Basis						\$494,025.00 D	\$6,105.00
Unrealized Market Discount Income	\$862.49 Q						
Total U.S. Treasury / Agency Securities		2,100,000		\$2,100,609.00	\$43,800.00	\$2,081,855.00	\$18,754.00
Total Fixed Income		9,635,000		\$9,693,721.86	\$214,286.50	\$9,615,713.30	\$78,008.56
Total Securities				\$9,693,721.86	\$214,286.50	\$9,615,713.30	\$78,008.56
TOTAL PORTFOLIO VALUE				\$10,460,899.67	\$214,286.50	\$9,615,713.30	\$78,008.56

Activity

NFS-provided cost basis, realized gain (loss) and holding period information may not reflect all adjustments necessary for tax purposes. Please refer to Footnotes and Cost Basis Information at the end of this statement for more information.

PURCHASES, SALES, AND REDEMPTIONS

Settlement Date	Account Type	Transaction	Description	Quantity	Amount	Total Cost Basis	Realized Gain (Loss)
--------------------	-----------------	-------------	-------------	----------	--------	---------------------	-------------------------

Securities Purchased

Fifth Third Securities, Inc.

MN _CEBHKHGRBBJMGZP_BBBBB 20190830

Account carried with National Financial Services LLC, Member
NYSE, SIPC

Statement for the Period August 1, 2019 to August 31, 2019

MEDINA CITY SCHOOLS - Corporation
Account Number: [REDACTED]



PURCHASES, SALES, AND REDEMPTIONS *continued*

Settlement Date	Account Type	Transaction	Description	Quantity	Amount	Total Cost Basis	Realized Gain (Loss)
08/21/19	CASH	YOU BOUGHT	POPPY BK SANTA ROSA CALIF CD 1.95000% 08/21/2024 FACT SHEET TO FOLLOW SOLICITED ORDER @ 100	245,000	(\$245,000.00)	\$245,000.00	
08/23/19	CASH	YOU BOUGHT	RAYMOND JAMES BK NATL ASSN CD 2.00000% 08/23/2024 FACT SHEET TO FOLLOW SOLICITED ORDER @ 100	245,000	(\$245,000.00)	\$245,000.00	
08/26/19	CASH	YOU BOUGHT	BANKGLOUCESTER CD 2.00000% 08/26/2024 FACT SHEET TO FOLLOW SOLICITED ORDER @ 100	245,000	(\$245,000.00)	\$245,000.00	
08/28/19	CASH	YOU BOUGHT	SB ONE BK FRANKLIN NEW JERSEY CD 2.00000% 02/28/2022 FACT SHEET TO FOLLOW SOLICITED ORDER @ 100	245,000	(\$245,000.00)	\$245,000.00	
08/30/19	CASH	YOU BOUGHT	FIRST UTD BK & TR COMPANY CD 2.10000% 08/30/2024 FACT SHEET TO FOLLOW SOLICITED ORDER @ 100	245,000	(\$245,000.00)	\$245,000.00	
Total Securities Purchased					(\$1,225,000.00)		
Redemptions							
08/09/19	CASH	REDEEMED	FIRST CENTY BK TAZEWEILL TENN CD 1.50000% 08/09/2019 REDEMPTION PAYOUT #REOR R0061469280000 Adjusted Cost Basis	(250,000)	\$250,000.00	\$250,000.00	
						\$250,000.00	D
08/19/19	CASH	REDEEMED	HSBC BK USA N A MC LEAN VA CD 2.30000% 02/17/2022 FULL CALL PAYOUT #REOR R0061618610000 Adjusted Cost Basis	(250,000)	\$250,000.00	\$250,000.00	
						\$250,000.00	D
08/26/19	CASH	REDEEMED	FEDERAL HOME LN MTG CORP MTN 2.50000% 05/24/2022 FULL CALL PAYOUT #REOR R0061618580000 ST Gain \$3,750.00 Adjusted Cost Basis	(500,000)	\$500,000.00	\$496,250.00	
						\$496,250.00	D
Total Redemptions					\$1,000,000.00		\$3,750.00

Fifth Third Securities, Inc.

MN_CEBHKHGRBBJMGZP_BBBBB 20190830

Account carried with National Financial Services LLC, Member
NYSE, SIPC

Statement for the Period August 1, 2019 to August 31, 2019

MEDINA CITY SCHOOLS - Corporation
Account Number: [REDACTED]

**ACTIVITY > CORE FUND ACTIVITY**

For more information about the operation of your core account, please refer to your Customer Agreement.

Settlement Date	Account Type	Transaction	Description	Quantity	Amount
07/31/19	CASH	YOU BOUGHT	FEDERATED TREASURY OBLIGATIONS IS @ 1 AS OF 07-31-19	368.6	(\$368.60)
08/01/19	CASH	YOU BOUGHT	FEDERATED TREASURY OBLIGATIONS IS @ 1	4,190.79	(\$4,190.79)
08/07/19	CASH	YOU BOUGHT	FEDERATED TREASURY OBLIGATIONS IS @ 1	4,799.4	(\$4,799.40)
08/08/19	CASH	YOU BOUGHT	FEDERATED TREASURY OBLIGATIONS IS @ 1	307.88	(\$307.88)
08/09/19	CASH	YOU BOUGHT	FEDERATED TREASURY OBLIGATIONS IS @ 1	250,308.22	(\$250,308.22)
08/12/19	CASH	YOU BOUGHT	FEDERATED TREASURY OBLIGATIONS IS @ 1	1,099.44	(\$1,099.44)
08/13/19	CASH	YOU BOUGHT	FEDERATED TREASURY OBLIGATIONS IS @ 1	478.59	(\$478.59)
08/15/19	CASH	YOU BOUGHT	FEDERATED TREASURY OBLIGATIONS IS @ 1	558.85	(\$558.85)
08/16/19	CASH	YOU BOUGHT	FEDERATED TREASURY OBLIGATIONS IS @ 1	2,969.42	(\$2,969.42)
08/19/19	CASH	YOU BOUGHT	FEDERATED TREASURY OBLIGATIONS IS @ 1	251,979.93	(\$251,979.93)
08/21/19	CASH	YOU SOLD	FEDERATED TREASURY OBLIGATIONS IS @ 1	(241,503.21)	\$241,503.21
08/23/19	CASH	YOU SOLD	FEDERATED TREASURY OBLIGATIONS IS @ 1	(245,000)	\$245,000.00

Fifth Third Securities, Inc.

MN_CEBHKHGRBBJMGZP_BBBBB 20190830

Account carried with National Financial Services LLC, Member
NYSE, SIPC

Statement for the Period August 1, 2019 to August 31, 2019

MEDINA CITY SCHOOLS - Corporation
Account Number: [REDACTED]



ACTIVITY > CORE FUND ACTIVITY *continued*

Settlement Date	Account Type	Transaction	Description	Quantity	Amount
08/26/19	CASH	YOU BOUGHT	FEDERATED TREASURY OBLIGATIONS IS @ 1	259,853.56	(\$259,853.56)
08/28/19	CASH	YOU SOLD	FEDERATED TREASURY OBLIGATIONS IS @ 1	(240,484.02)	\$240,484.02
08/30/19	CASH	YOU SOLD	FEDERATED TREASURY OBLIGATIONS IS @ 1	(274,927.45)	\$274,927.45
TOTAL CORE FUND ACTIVITY					\$225,000.00

ACTIVITY > ADDITIONS AND WITHDRAWALS > OTHER ADDITIONS AND WITHDRAWALS

Date	Account Type	Transaction	Description	Quantity	Amount
Other Additions and Withdrawals					
07/31/19	CASH	ADJUST WIRE TO BANK	WR42116891 AS OF 07-31		\$368.60
08/01/19	CASH	WIRE TRANS TO BANK	WD58385788		(\$368.60)
08/30/19	CASH	WIRE TRANS TO BANK	WD58620633		(\$30,904.59)
Total Other Additions and Withdrawals					(\$30,904.59)
TOTAL ADDITIONS AND WITHDRAWALS					(\$30,904.59)

ACTIVITY > INCOME > TAXABLE INCOME

Settlement Date	Account Type	Transaction	Description	Quantity	Amount
Taxable Dividends					
07/31/19	CASH	DIVIDEND RECEIVED	FEDERATED TREASURY OBLIGATIONS IS DIVIDEND RECEIVED		\$1,150.48

Fifth Third Securities, Inc.

MN _CEBHKHGRBBJMGZP_BBBBB 20190830

Account carried with National Financial Services LLC, Member
NYSE, SIPC

Statement for the Period August 1, 2019 to August 31, 2019

MEDINA CITY SCHOOLS - Corporation
Account Number: [REDACTED]



ACTIVITY> INCOME > TAXABLE INCOME *continued*

Settlement Date	Account Type	Transaction	Description	Quantity	Amount
Total Taxable Dividends					\$1,150.48
Taxable Interest					
08/01/19	CASH	INTEREST	ALLY BK MIDVALE UTAH CD 2.50000% 02/01/2021		\$3,037.33
08/01/19	CASH	INTEREST	WELLS FARGO BANK NATL ASSN CD 1.75000% 02/03/2020		\$371.58
08/07/19	CASH	INTEREST	FEDERAL HOME LOAN BANKS BOND 2.15000% 08/07/2020		\$4,300.00
08/07/19	CASH	INTEREST	SECURITY FED BK AIKEN S C CD 2.40000% 08/09/2021		\$499.40
08/08/19	CASH	INTEREST	SUMMIT CMNTY BK MOOREFIELD WV CD 1.45000% 11/08/2019		\$307.88
08/09/19	CASH	INTEREST	FIRST CENTY BK TAZEWEILL TENN CD 1.50000% 08/09/2019		\$308.22
08/11/19	CASH	INTEREST	JONESBORO STATE BANK CD 2.85000% 03/11/2024		\$568.83
08/12/19	CASH	INTEREST	FIRSTTRUST SVGS BK PA CD 2.55000% 09/13/2021		\$530.61
08/13/19	CASH	INTEREST	PRIME ALLIANCE BK UTAH CD 2.30000% 03/15/2021		\$478.59
08/15/19	CASH	INTEREST	CFBANK FAIRLAWN OHIO CD 2.80000% 03/15/2024		\$558.85
08/16/19	CASH	INTEREST	JPMORGAN CHASE BK CD 2.00000% 08/16/2022		\$2,459.62
08/16/19	CASH	INTEREST	MEDALLION BK UTAH CD 2.45000% 02/16/2022		\$509.80
08/17/19	CASH	INTEREST	HSBC BK USA N A MC LEAN VA CD 2.30000% 02/17/2022		\$1,449.32
08/19/19	CASH	INTEREST	NORTHPOINTE BK GRAND RAPIDS MI CD 2.55000% 07/19/2021		\$530.61
08/21/19	CASH	INTEREST	KS STATEBANK MANHATTAN KS CD 2.50000% 06/21/2021		\$520.21

Fifth Third Securities, Inc.

MN_CEBHKHGRBBJMGZP_BBBBB 20190830

Account carried with National Financial Services LLC, Member
NYSE, SIPC

Statement for the Period August 1, 2019 to August 31, 2019

MEDINA CITY SCHOOLS - Corporation
Account Number: [REDACTED]



ACTIVITY > INCOME > TAXABLE INCOME *continued*

Settlement Date	Account Type	Transaction	Description	Quantity	Amount
08/21/19	CASH	INTEREST	NORTHFIELD BK STATEN ISLAND NY CD 2.45000% 02/22/2022		\$2,976.58
08/24/19	CASH	INTEREST	CELTIC BK SALT LAKE CITY UTAH CD 2.85000% 08/24/2021		\$593.03
08/25/19	CASH	INTEREST	YADKIN VY BK & TR CO ELKIN N C CD 1.50000% 01/24/2020		\$318.49
08/26/19	CASH	INTEREST	CRESCOM BK MYRTLE BEACH S C CD 2.55000% 06/26/2024		\$519.78
08/26/19	CASH	INTEREST	FEDERAL HOME LN MTG CORP MTN 2.50000% 05/24/2022		\$3,125.00
08/26/19	CASH	INTEREST	WORLDS FOREMOST BK SYDNEY NEB CD 1.75000% 01/27/2020		\$297.26
08/28/19	CASH	INTEREST	BANKERS BK KANS NA CD 2.35000% 06/28/2022		\$479.01
08/28/19	CASH	INTEREST	FIRST ST BK WINCHESTER OHIO CD 2.60000% 05/28/2024		\$541.01
08/28/19	CASH	INTEREST	STATE BK REESEVILLE WIS CD 2.25000% 06/28/2024		\$458.63
08/28/19	CASH	INTEREST	THIRD FED SVGS & LN ASSN OF CD 2.50000% 05/28/2021		\$3,037.33
08/30/19	CASH	INTEREST	FIRST & FMRS BK PORTLAND ND CD 2.40000% 05/30/2024		\$499.40
08/30/19	CASH	INTEREST	FIRST CHOICE BK CERRITOS CALIF CD 2.25000% 06/30/2021		\$477.74
Total Taxable Interest					\$29,754.11
Total Taxable Income					\$30,904.59
TOTAL INCOME					\$30,904.59

Fifth Third Securities, Inc.

MN _CEBHKHGRBBJMGZP_BBBBB 20190830

Account carried with National Financial Services LLC, Member
NYSE, SIPC

Brokerage

Account Statement

August 1, 2019 - August 31, 2019

Account Number: [REDACTED]

MEDINA CITY SCHOOLS
739 WEYMOUTH RD
MEDINA OH 44256-2037

Portfolio at a Glance

	This Period
BEGINNING ACCOUNT VALUE	\$15,416,431.27
Deposits (Cash & Securities)	125.36
Withdrawals (Cash & Securities)	-287,467.72
Dividends, Interest and Other Income	28,814.09
Net Change in Portfolio¹	26,194.23
ENDING ACCOUNT VALUE	\$15,184,097.23
Estimated Annual Income	\$370,651.50

¹ Net Change in Portfolio is the difference between the ending account value and beginning account value after activity.

Asset Summary

Percent	Asset Type	Last Period	This Period
1%	Cash, Money Funds, and Bank Deposits	10,447.78	2,794.15
99%	Fixed Income	15,405,983.49	15,181,303.08
100%	Account Total	\$15,416,431.27	\$15,184,097.23

Please review your allocation periodically with your Account Executive.

Client Service Information

Your Account Executive: ATT
ANDREW CARDINALI**Contact Information****E-Mail Address:**
customerservice@mbssecurities.com**Client Service Information****Service Hours:** Weekdays 09:00 a.m. - 05:00 p.m. (EST)
Client Service Telephone Number: (800) 967-9045
Web Site: WWW.MBSSECURITIES.COM

Your Account Information

INVESTMENT OBJECTIVE

Investment Objective: NONE SPECIFIED

Please discuss your investment objective with your Account Executive.

TAX LOT DEFAULT DISPOSITION METHOD

Default Method for Mutual Funds: First In First Out

Default Method for Stocks in a Dividend Reinvestment Plan: First In First Out

Default Method for all Other Securities: First In First Out

BOND AMORTIZATION ELECTIONS

Amortize premium on taxable bonds based on Constant Yield Method: Yes

Accrual market discount method for all other bond types: Constant Yield Method

Include market discount in income annually: No

ELECTRONIC DELIVERY

Your electronic delivery selections for account communications are listed below:

Electronic Delivery

Enrollment Communication

- ☒ Statements and Reports
- ☒ Trade Confirmations
- ☒ Tax Documents
- ☒ Notifications
- ☒ Prospectus
- ☒ Proxy/Shareholder Communications

You have not enrolled any of the above documents for electronic delivery. Please log in to your account or contact your Account Executive to make any changes to your electronic delivery preferences.

Income and Expense Summary

	Current Period		Year-to-Date	
	Taxable	Non Taxable	Taxable	Non Taxable
Interest Income				
Other Interest	28,814.09	0.00	262,926.16	0.00
Total Dividends, Interest, Income and Expenses	\$28,814.09	\$0.00	\$262,926.16	\$0.00

Accrued Interest Summary

	Current Period		Year-to-Date	
	Taxable	Non Taxable	Taxable	Non Taxable
Accrued Interest Paid				
Other Accrued Interest	-125.36	0.00	-178.94	0.00
Total Accrued Interest Paid	-\$125.36	\$0.00	-\$178.94	\$0.00



August 1, 2019 - August 31, 2019
MEDINA CITY SCHOOLS

Portfolio Holdings

Description	Quantity	Opening Balance	Closing Balance	Accrued Income	30-Day Yield
CASH, MONEY FUNDS, AND BANK DEPOSITS 1.00% of Portfolio					
Cash Balance		10,447.78	2,794.15		
TOTAL CASH, MONEY FUNDS, AND BANK DEPOSITS		\$10,447.78	\$2,794.15	\$0.00	

Description	Quantity	Market Price	Market Value	Accrued Interest	Estimated Annual Income	Estimated Yield
FIXED INCOME 99.00% of Portfolio (In Maturity Date Sequence)						
Certificates of Deposit						
*ENERBANK USA SALT LAKE CITY UTAH CTF DEP ACT/365 MONTHLY 1.700% 09/16/19 B/E DTD 09/15/17 ACT/365 Security Identifier: 29266N6E2	248,000.000	99.9880	247,970.24	184.81	4,216.00	1.70%
*BANKERS BK OKLA CITY CTF DEP ACT/365 MONTHLY 1.700% 09/20/19 B/E DTD 09/20/17 ACT/365 Security Identifier: 06610QDM0	248,000.000	99.9850	247,962.80	127.06	4,216.00	1.70%
FIRST NATL BK LONG IS N Y CTF DEP ACT/365 MONTHLY 2.300% 09/30/19 B/E DTD 03/28/18 ACT/365 Security Identifier: 329864AB8	248,000.000	100.0300	248,074.40	46.88	5,704.00	2.29%
MAGNOLIA BK INC KY CTF DEP ACT/365 MONTHLY 1.750% 10/11/19 B/E DTD 10/12/17 ACT/365 Security Identifier: 559582AA9	248,000.000	99.9760	247,940.48	225.92	4,340.00	1.75%
MERRICK BK SOUTH JORDAN UTAH CTF DEP ACT/365 MONTHLY 1.700% 10/30/19 B/E DTD 10/30/17 ACT/365 Security Identifier: 59013JD22	248,000.000	99.9580	247,895.84	11.55	4,216.00	1.70%
BELMONT BK & TR CO CHICAGO IL CTF DEP ACT/365 MONTHLY 1.700% 11/06/19 B/E DTD 11/06/17 ACT/365 Security Identifier: 08016PCP2	248,000.000	99.9550	247,888.40	288.77	4,216.00	1.70%

Portfolio Holdings (continued)

Description	Quantity	Market Price	Market Value	Accrued Interest	Estimated Annual Income	Estimated Yield
FIXED INCOME (continued)						
Certificates of Deposit (continued)						
KEARNY BK NEW JERSEY CTF DEP ACT/365 SEMI-ANNUALLY 1.700% 11/15/19 B/E DTD 11/15/17 ACT/365 Security Identifier: 48714LAE9	247,000.000	99.9480	246,871.56	1,242.44	4,199.00	1.70%
UMPUA BK ROSEBURG ORE CTF DEP ACT/365 SEMIANNUAL 2.500% 11/25/19 B/E DTD 05/25/18 ACT/365 Security Identifier: 90421MCF8	246,000.000	100.1360	246,334.56	1,651.23	6,150.00	2.49%
KENNEBEC SVGS BK AUGUSTA ME CTF DEP ACT/365 SEMI-ANNUALLY 1.700% 11/29/19 B/E DTD 11/28/17 Security Identifier: 489265AW8	247,000.000	99.9440	246,861.68	1,092.89	4,199.00	1.70%
PINNACLE BK NASHVILLE TENN CTF DEP ACT/365 MONTHLY 2.550% 12/16/19 B/E DTD 06/15/18 ACT/365 Security Identifier: 72345SGZ8	248,000.000	100.1900	248,471.20	277.22	6,324.00	2.54%
NATIONWIDE BK COLUMBUS OHIO CTF DEP ACT/365 MONTHLY 1.850% 02/28/20 B/E DTD 11/30/17 ACT/365 Security Identifier: 63861NAK1	248,000.000	99.9950	247,987.60	12.57	4,588.00	1.85%
LIVE OAK BKG CO WILMINGTON N C CTF DEP ACT/365 2.400% 03/09/20 B/E DTD 03/09/18 ACT/365 Security Identifier: 538036DK7	248,000.000	100.2890	248,716.72	489.21	5,952.00	2.39%
STATE BK INDIA LOS ANGELES CALIF CTF DEP ACT/365 SEMI-ANNUALLY 2.500% 03/20/20 B/E DTD 03/21/18 Security Identifier: 85628YBG2	246,000.000	100.3700	246,910.20	2,746.44	6,150.00	2.49%
STIFEL BK & TR ST LOUIS MO CTF DEP ACT/365 2.550% 03/30/20 B/E DTD 03/29/18 ACT/365 Security Identifier: 86063QAD7	248,000.000	100.4220	249,046.56	34.65	6,324.00	2.53%
WEBBANK SALT LAKE CITY UTAH CTF DEP ACT/365 MONTHLY 1.850% 03/30/20 B/E DTD 09/28/17 ACT/365 Security Identifier: 947547JQ9	248,000.000	99.9910	247,977.68	37.71	4,588.00	1.85%



August 1, 2019 - August 31, 2019
MEDINA CITY SCHOOLS

Portfolio Holdings (continued)

Description	Quantity	Market Price	Market Value	Accrued Interest	Estimated Annual Income	Estimated Yield
FIXED INCOME (continued)						
Certificates of Deposit (continued)						
ISRAEL DISC BK NEW YORK NY CTF DEP ACT/365 SEMI-ANNUALLY 2.700% 05/04/20 DTD 05/04/18 Security Identifier: 465076KG1	246,000.000	100.6170	247,517.82	2,165.47	6,642.00	2.68%
MERCANTILE BK MICH GRAND RAPIDS CTF DEP ACT/365 SEMI-ANNUALLY 2.750% 06/01/20 B/E DTD 06/01/18 Security Identifier: 58740XZM5	246,000.000	100.7430	247,827.78	1,686.62	6,765.00	2.72%
ALLEGIANCE BK HOUSTON TEX CTF DEP ACT/365 SEMI-ANNUALLY 2.800% 06/15/20 B/E DTD 06/13/18 Security Identifier: 01748DBC9	246,000.000	100.8230	248,024.58	1,490.83	6,888.00	2.77%
ENTERPRISE BK & TR CLAYTON MO CTF DEP ACT/365 2.800% 06/22/20 B/E DTD 06/22/18 ACT/365 Security Identifier: 29367SHX5	248,000.000	100.8460	250,098.08	171.22	6,944.00	2.77%
FIRST FINL BK CINCINNATI OH CTF DEP ACT/365 SEMI-ANNUALLY 2.900% 06/26/20 B/E DTD 12/26/18 Security Identifier: 3202ISFP6	246,000.000	100.9380	248,307.48	1,289.98	7,134.00	2.87%
FIRST REP BK SAN FRANCISCO CALIF NEW CTF DEP ACT/365 2.750% 07/27/20 B/E DTD 07/27/18 ACT/365 Security Identifier: 33616CAZ3	246,000.000	100.9100	248,238.60	648.70	6,765.00	2.72%
MORGAN STANLEY BK N A SALT LAKE CITY UTAH CTF DEP ACT/365 SEMI-ANNUALLY 2.750% 08/03/20 B/E DTD 08/02/18 Security Identifier: 61747M4K4	248,000.000	100.9310	250,308.88	541.86	6,820.00	2.72%
BANK AMER NA CHARLOTTE NC CTF DEP ACT/365 SEMI-ANNUALLY 2.750% 08/17/20 DTD 08/15/18 Security Identifier: 06051VB70	246,000.000	100.9730	248,393.58	296.55	6,765.00	2.72%

Portfolio Holdings (continued)

Description	Quantity	Market Price	Market Value	Accrued Interest	Estimated Annual Income	Estimated Yield
FIXED INCOME (continued)						
Certificates of Deposit (continued)						
ORIENTAL BK BROKERED INSTL CTF DEP ACT/365 2.800% 09/14/20 B/E DTD 09/12/18 ACT/365 Security Identifier: 68621KCC3	246,000.000	101.0920	248,686.32	3,245.85	6,888.00	2.76%
CONNECTONE BK ENGLEWOOD CLIFFS N J CTF DEP ACT/365 MONTHLY 2.800% 09/18/20 B/E DTD 09/19/18 Security Identifier: 20786ACJ2	248,000.000	101.1100	250,752.80	228.30	6,944.00	2.76%
BARCLAYS BK DEL RETAIL CTF DEP 3A2 PROGRAM BOOK ENTRY INSTL CTF DEP 1.950% 09/21/20 B/E DTD 09/20/17 Security Identifier: 06740KKUO	247,000.000	100.2210	247,545.87	2,164.13	4,816.50	1.94%
MAIN STR BK BINGHAM FARMS MI CTF DEP ACT/365 2.900% 10/05/20 B/E DTD 10/04/18 ACT/365 Security Identifier: 56035BBN5	248,000.000	101.2620	251,129.76	532.01	7,192.00	2.86%
WEX BK MIDVALE UTAH CTF DEP ACT/365 SEMI-ANNUALLY 2.000% 10/19/20 B/E DTD 10/18/17 ACT/365 Security Identifier: 92937CGB8	247,000.000	100.2880	247,711.36	1,827.12	4,940.00	1.99%
GOLDMAN SACHS BK USA NEW YORK CTF DEP ACT/365 SEMI-ANNUALLY 2.050% 11/23/20 B/E DTD 11/22/17 Security Identifier: 38148PTD9	247,000.000	100.3660	247,904.02	1,401.13	5,063.50	2.04%
BLACKRIDGEBANK FARGO N D CTF DEP ACT/365 MONTHLY 2.100% 12/22/20 B/E DTD 12/22/17 ACT/365 Security Identifier: 09248ABG4	248,000.000	100.0090	248,022.32	128.42	5,208.00	2.09%
MERCANTIL BK NATL ASSN CORAL GABLES FLA CTF DEP ACT/365 MONTHLY 2.200% 12/29/20 B/E DTD 12/29/17 Security Identifier: 58733AES4	248,000.000	100.5870	249,455.76	29.90	5,456.00	2.18%
DISCOVER BK GEENWOOD DEL CTF DEP ACT/365 2.500% 02/01/21 B/E DTD 01/31/18 ACT/365 1ST CPN DTE 07/31/18 Security Identifier: 254673LX2	246,000.000	101.0410	248,560.86	522.33	6,150.00	2.47%



August 1, 2019 - August 31, 2019
MEDINA CITY SCHOOLS

Portfolio Holdings (continued)

Description	Quantity	Market Price	Market Value	Accrued Interest	Estimated Annual Income	Estimated Yield
FIXED INCOME (continued)						
Certificates of Deposit (continued)						
FIRST NATL BK MCGREGOR TEX CTF DEP ACT/365 MONTHLY 2.650% 02/01/21 B/E DTD 01/31/19 ACT/365 Security Identifier: 32112UCU3	245,000.000	101.2500	248,062.50	0.00	6,492.50	2.61%
CAPITAL BK N A ROCKVILLE MD CTF DEP ACT/365 2.600% 03/12/21 B/E DTD 03/13/19 ACT/365 Security Identifier: 139805AQ8	248,000.000	101.2590	251,122.32	317.98	6,448.00	2.56%
CITIBANK NATL ASSN SIOUX FALLS S D CTF DEP ACT/365 SEMI-ANNUALLY 2.700% 03/29/21 B/E DTD 03/29/18 Security Identifier: 17312QH77	246,000.000	101.4470	249,559.62	2,820.58	6,642.00	2.66%
SYNCHRONY BK RETAIL CTF DEP PROGRAM BOOK ENTRY FIDELITY INSTL CTF DEP 2.700% 04/13/21 B/E DTD 04/13/18 Security Identifier: 87165FUN2	246,000.000	101.4780	249,635.88	2,511.22	6,642.00	2.66%
TOWNEBANK PORTSMOUTH VA CTF DEP ACT/365 SEMI-ANNUALLY 2.800% 04/30/21 B/E DTD 04/30/18 ACT/365 Security Identifier: 89214PBL2	246,000.000	101.6800	250,132.80	2,321.16	6,888.00	2.75%
FEDERAL SVGS BK CHICAGO IL CTF DEP ACT/365 MONTHLY 2.500% 05/28/21 B/E DTD 05/30/19 ACT/365 Security Identifier: 313812DA4	248,000.000	101.2410	251,077.68	0.00	6,200.00	2.46%
CTBC BK CORP USA LOS ANGELES CALIF CTF DEP ACT/365 3.000% 06/15/21 B/E DTD 06/15/18 ACT/365 Security Identifier: 12651HAB5	246,000.000	102.1450	251,276.70	1,556.88	7,380.00	2.93%
HERITAGE BK HOPKINSVILLE KY CTF DEP ACT/365 MONTHLY 3.000% 06/21/21 B/E DTD 06/19/18 ACT/365 Security Identifier: 42724JEG6	248,000.000	102.1690	253,379.12	244.60	7,440.00	2.93%

Portfolio Holdings (continued)

Description	Quantity	Market Price	Market Value	Accrued Interest	Estimated Annual Income	Estimated Yield
FIXED INCOME (continued)						
Certificates of Deposit (continued)						
STSTE BK TEX DALLAS CTF DEP ACT/365 2.350% 06/28/21 B/E DTD 06/28/19 ACT/365 CALLABLE 09/28/19 Security Identifier: 856528CY8	248,000.000	100.0300	248,074.40	47.90	5,828.00	2.34%
FIRST BK HIGHLAND PK ILL CTF DEP ACT/365 SEMI-ANNUALLY 3.100% 06/29/21 B/E DTD 06/29/18 ACT/365 Security Identifier: 319141KT3	246,000.000	100.0990	246,243.54	1,316.27	7,626.00	3.09%
CHIPPEWA VY BK WINTER WIS CTF DEP ACT/365 MONTHLY 3.000% 07/06/21 B/E DTD 07/06/18 ACT/365 Security Identifier: 169894AP7	248,000.000	102.2140	253,490.72	509.59	7,440.00	2.93%
BMW BK NORTH AMER SALT LAKE CITY UTAH CTF DEP ACT/365 SEMI-ANNUALLY 3.000% 07/13/21 B/E DTD 07/13/18 Security Identifier: 05580ANK6	246,000.000	102.2320	251,490.72	990.74	7,380.00	2.93%
MORGAN STANLEY PRIVATE BK NATL ASSN PUR N Y CTF DEP ACT/365 2.100% 08/09/21 B/E DTD 08/08/19 Security Identifier: 61760AS83	248,000.000	100.5920	249,468.16	328.18	5,208.00	2.08%
FIRST NATL BK DAMARISCOTTA ME CTF DEP ACT/365 3.150% 10/25/21 B/E DTD 10/25/18 ACT/365 Security Identifier: 32117BCM8	248,000.000	100.1880	248,466.24	128.42	7,812.00	3.14%
UNITED BANKERS BK BLOOMINGTON MINN CTF DEP ACT/365 MONTHLY 3.250% 12/20/21 B/E DTD 12/19/18 ACT/365 Security Identifier: 909557JA9	248,000.000	100.4190	249,039.12	264.99	8,060.00	3.23%
BANCO POPULAR NORTH AMER INSTL CTF DEP PROGRAM 2.150% 01/31/22 B/E DTD 07/31/19 ACT/365 Security Identifier: 05970EAQ7	248,000.000	100.1240	248,307.52	452.85	5,332.00	2.14%
MAIN STR BK CORP WHEELING WV CTF DEP ACT/365 2.950% 02/01/22 B/E DTD 02/01/19 ACT/365 Security Identifier: 56034WAS0	248,000.000	102.6860	254,661.28	601.32	7,316.00	2.87%



August 1, 2019 - August 31, 2019
MEDINA CITY SCHOOLS

Portfolio Holdings (continued)

Description	Quantity	Market Price	Market Value	Accrued Interest	Estimated Annual Income	Estimated Yield
FIXED INCOME (continued)						
Certificates of Deposit (continued)						
WASHINGTON SVGS BK LOWELL MA CTF DEP ACT/365 MONTHLY 2.750% 03/14/22 B/E DTD 03/14/19 ACT/365 Security Identifier: 939693AK3	248,000.000	100.5120	249,269.76	317.64	6,820.00	2.73%
BAR HBR BK & TR ME CTF DEP ACT/365 MONTHLY 2.700% 03/29/22 B/E DTD 03/29/19 ACT/365 Security Identifier: 066851WM4	248,000.000	100.5200	249,289.60	36.69	6,696.00	2.68%
SECURITY FIRST BK LINCOLN NEB CTF DEP ACT/365 2.500% 04/25/22 B/E DTD 04/24/19 ACT/365 Security Identifier: 81425PAY7	248,000.000	100.4700	249,165.60	645.48	6,200.00	2.48%
VIST BK WYOMISSING PA CTF DEP ACT/365 MONTHLY 2.550% 04/29/22 B/E DTD 04/29/19 ACT/365 Security Identifier: 92834KAV6	248,000.000	100.1030	248,255.44	34.65	6,324.00	2.54%
FRONTIER BK ROCK RAPIDS IOWA CTF DEP ACT/365 2.100% 07/19/22 B/E DTD 07/19/19 ACT/365 Security Identifier: 359067CZ6	248,000.000	100.0250	248,062.00	171.22	5,208.00	2.09%
FRANKLIN SYNERGY BK TENN CTF DEP ACT/365 MONTHLY 2.150% 07/29/22 B/E DTD 07/30/19 ACT/365 Security Identifier: 35471TFE7	248,000.000	100.0380	248,094.24	14.61	5,332.00	2.14%
CAPITAL ONE NATL ASSN MCLEAN VA CTF DEP 2.050% 08/15/22 B/E DTD 08/14/19 ACT/365 Security Identifier: 14042RMX6	248,000.000	100.5950	249,475.60	236.79	5,084.00	2.03%
SALLIE MAE BK SALT LAKE CITY UT CTF DEP ACT/365 SEMI-ANNUALLY 2.650% 01/31/23 B/E DTD 01/31/18 Security Identifier: 795450J71	246,000.000	102.5040	252,159.84	553.67	6,519.00	2.58%

Portfolio Holdings (continued)

Description	Quantity	Market Price	Market Value	Accrued Interest	Estimated Annual Income	Estimated Yield
FIXED INCOME (continued)						
Certificates of Deposit (continued)						
SILVERGATE BK LA JOLLA CALIF CTF DEP ACT/365 2.700% 05/15/23 B/E DTD 05/15/19 ACT/365 Security Identifier: 828373GBO	248,000.000	100.1650	248,409.20	293.52	6,696.00	2.69%
CALPRIVATE BK LA JOLLA CALIF CTF DEP ACT/365 2.200% 08/16/23 B/E DTD 08/16/19 ACT/365 Security Identifier: 13135NAG5	248,000.000	100.1710	248,424.08	224.22	5,456.00	2.19%
STATE BK INDIA CHICAGO ILL CTF DEP ACT/365 2.650% 07/12/24 B/E DTD 07/12/19 ACT/365 Security Identifier: 856283J64	246,000.000	100.2660	246,654.36	893.01	6,519.00	2.64%
BMO HARRIS BK NATL ASSN CHICAGO ILL CTF DEP 2.000% 08/14/24 B/E DTD 08/14/19 ACT/365 Security Identifier: 05581WZ24	245,000.000	100.0650	245,159.25	228.22	4,900.00	1.99%
Total Certificates of Deposit:	15,081,000.000		\$15,181,303.08	\$44,902.17	\$370,651.50	
TOTAL FIXED INCOME	15,081,000.000		\$15,181,303.08	\$44,902.17	\$370,651.50	
			Market Value	Accrued Interest	Estimated Annual Income	
Total Portfolio Holdings			\$15,184,097.23	\$44,902.17	\$370,651.50	

¹ This bond is maturing.

Portfolio Holdings Disclosures

Pricing

This section includes the net market value of the securities in your account on a settlement date basis, including short positions, at the close of the statement period. The market prices, unless otherwise noted, have been obtained from independent vendor services, which we believe to be reliable. Market prices do not constitute a bid or an offer, and may differ from the actual sale price. Securities for which a price is not available are marked "N/A" and are omitted from the Total. THE AS OF PRICE DATE ONLY APPEARS WHEN THE PRICE DATE DOES NOT EQUAL THE STATEMENT DATE.

Estimated Annual Figures

The estimated annual income (EAI) and estimated annual yield (EAY) figures are estimates and for informational purposes only. These figures are not considered to be a forecast or guarantee of future results. These figures are computed using information from providers believed to be reliable; however, no assurance can be made as to the accuracy. Since interest and dividend rates are subject to change at any time, and may be affected by current and future economic, political, and business conditions, they should not be relied on for making

August 1, 2019 - August 31, 2019
MEDINA CITY SCHOOLS**Portfolio Holdings Disclosures (continued)****Estimated Annual Figures (continued)**

investment, trading, or tax decisions. These figures assume that the position quantities, interest and dividend rates, and prices remain constant. A capital gain or return of principal may be included in the figures for certain securities, thereby overstating them. Refer to www.pershing.com/disclosures for specific details as to formulas used to calculate the figures. Accrued interest represents interest earned but not yet received.

Reinvestment

The dollar amount of Mutual Fund distributions, Money Market Fund dividend income, Bank Deposit interest income, or dividends for other securities shown on your statement may have been reinvested. You will not receive confirmation of these reinvestments. Upon written request to your financial institution, information pertaining to these transactions, including the time of execution and the name of the person from whom your security was purchased, may be obtained. In dividend reinvestment transactions, Pershing acts as your agent and receives payment for order flow.

Option Disclosure

Information with respect to commissions and other charges incurred in connection with the execution of option transactions has been included in confirmations previously furnished to you. A summary of this information is available to you promptly upon your written request directed to your introducing firm. In order to assist your introducing firm in maintaining current background and financial information concerning your option accounts, please promptly advise them in writing of any material change in your investment objectives or financial situation. Expiring options which are valuable are exercised automatically pursuant to the exercise by exception procedure of the Options Clearing Corporation. Additional information regarding this procedure is available upon written request to your introducing firm.

Certificates of Deposit

Certificates of Deposit acquired through the Certificate of Deposit Account Registry Service ("CDARS") and held in your brokerage account are subject to Securities Investor Protection Corporation (SIPC) coverage. Please see additional information about SIPC under Important Information and Disclosures on this statement.

Please be advised that the secondary market for CDs is generally illiquid; the actual value of CDs may be different from their purchase price; and a significant loss of principal could result if your CDs are sold prior to maturity. In the event that the CDs listed above do not indicate a market valuation, an accurate market value could not be determined. In the event that a price is listed above for your CDs, Pershing has obtained a price from sources deemed to be reliable or has priced your CDs using a matrix formula. Prices are estimates and the actual value you may obtain for your CD may be different if you elect to sell your CD in the secondary market.

Foreign Currency Transactions

Pershing will execute foreign currency transactions as principal for your account. Pershing may automatically convert foreign currency to or from U.S. dollars for dividends and similar corporate action transactions unless you instruct your financial organization otherwise. Pershing's currency conversion rate will not exceed the highest interbank conversion rate identified from customary banking sources on the conversion date or the prior business day, increased by up to 1%, unless a particular rate is required by applicable law. Your financial organization may also increase the currency conversion rate. This conversion rate may differ from rates in effect on the date you executed a transaction, incurred a charge, or received a credit. Transactions converted by agents (such as depositories) will be billed at the rates such agents use.

Proxy Vote

Securities not fully paid for in your margin account may be lent by Pershing to itself or others in accordance with the terms outlined in the Margin Agreement. The right to vote your shares held on margin may be reduced by the amount of shares on loan. The Proxy Voting Instruction Form sent to you may reflect a smaller number of shares entitled to vote than the number of shares in your margin account.

Activity Summary (All amounts shown are in base currency)

	Credits This Period	Debits This Period	Net This Period	Credits Year-to-Date	Debits Year-to-Date	Net Year-to-Date
Securities						
Securities Bought	0.00	-989,125.36	-989,125.36	0.00	-4,948,806.94	-4,948,806.94
Total Securities	\$0.00	-\$989,125.36	-\$989,125.36	\$0.00	-\$4,948,806.94	-\$4,948,806.94
Dividends and Interest	\$28,814.09	\$0.00	\$28,814.09	\$264,017.79	-\$1,091.63	\$262,926.16
Distributions	\$1,240,000.00	\$0.00	\$1,240,000.00	\$6,187,000.00	\$0.00	\$6,187,000.00
Cash						
Withdrawals	0.00	-287,467.72	-287,467.72	0.00	-3,728,515.52	-3,728,515.52
Deposits	125.36	0.00	125.36	2,230,178.94	0.00	2,230,178.94
Total Cash	\$125.36	-\$287,467.72	-\$287,342.36	\$2,230,178.94	-\$3,728,515.52	-\$1,498,336.58
Totals	\$1,268,939.45	-\$1,276,593.08	-\$7,653.63	\$8,681,196.73	-\$8,678,414.09	\$2,782.64

Transactions by Type of Activity

Process/ Settlement Date	Trade/ Transaction Date	Activity Type	Description	Quantity	Price	Accrued Interest	Amount	Currency
Securities Bought and Sold								
08/08/19	07/31/19	PURCHASED 61760AS83	MORGAN STANLEY PRIVATE BK NATL ASSN PUR N Y CTF DEP ACT/365 2.100% 08/09/21 B/E DTD 08/08/19 YLD 2.100 TO MAT	248,000.000	100.0000		-248,000.00	USD
08/14/19	08/06/19	PURCHASED 05581WZ24	BMO HARRIS BK NATL ASSN CHICAGO ILL CTF DEP 2.000% 08/14/24 B/E DTD 08/14/19 YLD 2.535 TO MAT	245,000.000	100.0000		-245,000.00	USD
08/16/19	08/08/19	PURCHASED 13135NAG5	CALPRIVATE BK LA JOLLA CALIF CTF DEP ACT/365 2.200% 08/16/23 B/E DTD 08/16/19 YLD 2.200 TO PAR	248,000.000	100.0000		-248,000.00	USD
08/23/19	08/07/19	PURCHASED 14042RMX6	CAPITAL ONE NATL ASSN MCLEAN VA CTF DEP 2.050% 08/15/22 DTD 08/14/19 YLD 2.050 TO MAT	248,000.000	100.0000	-125.36	-248,125.36	USD
Total Securities Bought and Sold						-\$125.36	-\$989,125.36	USD
Dividends and Interest								
08/01/19		BOND INTEREST RECEIVED 538036DK7	248000 LIVE OAK BKG CO WILMINGTON N C CTF DEP ACT/365 2.400% 03/09/20 B/E DTD 03/09/18 RD 07/17 PD 08/01/19				505.51	USD
08/01/19		BOND INTEREST RECEIVED 56034WAS0	248000 MAIN STR BK CORP WHEELING WV CTF DEP ACT/365 2.950% 02/01/22 B/E DTD 02/01/19 RD 07/17 PD 08/01/19				1,844.03	USD
08/02/19		BOND INTEREST RECEIVED 61747M4K4	248000 MORGAN STANLEY BK N A SALT LAKE CITY UTAH CTF DEP ACT/365 SEMI-ANNUALLY 2.750% 08/03/20 B/E DTD 08/02/18 RD 07/18 PD 08/02/19				3,381.97	USD

August 1, 2019 - August 31, 2019
MEDINA CITY SCHOOLS

Transactions by Type of Activity (continued)

Process/ Settlement Date	Trade/ Transaction Date	Activity Type	Description	Quantity	Price	Accrued Interest	Amount	Currency
Dividends and Interest (continued)								
08/02/19		BOND INTEREST RECEIVED 845182BE3	248000 SOUTHWEST NATL BK WICHITA KANS CTF DEP ACT/365 MONTHLY 2.000% 08/02/19 B/E DTD 02/02/18 RD 07/18 PD 08/02/19				421.26	USD
08/05/19		BOND INTEREST RECEIVED 56035BBN5	248000 MAIN STR BK BINGHAM FARMS MI CTF DEP ACT/365 2.900% 10/05/20 B/E DTD 10/04/18 RD 07/20 PD 08/04/19				610.83	USD
08/05/19		BOND INTEREST RECEIVED 61760ACL1	248000 MORGAN STANLEY PRIVATE BK NATL ASSN PUR N Y CTF DEP ACT/365 1.700% 08/05/19 B/E DTD 08/03/17 RD 07/19 PD 08/05/19				2,113.78	USD
08/06/19		BOND INTEREST RECEIVED 08016PCP2	248000 BELMONT BK & TR CO CHICAGO IL CTF DEP ACT/365 MONTHLY 1.700% 11/06/19 B/E DTD 11/06/17 RD 07/22 PD 08/06/19				358.07	USD
08/06/19		BOND INTEREST RECEIVED 169894AP7	248000 CHIPPEWA VY BK WINTER WIS CTF DEP ACT/365 MONTHLY 3.000% 07/06/21 B/E DTD 07/06/18 RD 07/22 PD 08/06/19				631.89	USD
08/08/19		BOND INTEREST RECEIVED 85916VCD5	248000 STERLING BK POPLAR BLUFF MO CTF DEP ACT/365 MONTHLY 1.750% 08/08/19 B/E DTD 09/08/17 RD 07/24 PD 08/08/19				368.60	USD
08/12/19		BOND INTEREST RECEIVED 559582AA9	248000 MAGNOLIA BK INC KY CTF DEP ACT/365 MONTHLY 1.750% 10/11/19 B/E DTD 10/12/17 CLB RD 07/28 PD 08/12/19				368.60	USD
08/13/19		BOND INTEREST RECEIVED 139805AQ8	248000 CAPITAL BK N A ROCKVILLE MD CTF DEP ACT/365 2.600% 03/12/21 B/E DTD 03/13/19 RD 07/29 PD 08/13/19				547.64	USD
08/14/19		BOND INTEREST RECEIVED 939693AK3	248000 WASHINGTON SVGS BK LOWELL MA CTF DEP ACT/365 MONTHLY 2.750% 03/14/22 B/E DTD 03/14/19 CLB RD 07/30 PD 08/14/19				579.23	USD
08/15/19		BOND INTEREST RECEIVED 06051VB70	246000 BANK AMER NA CHARLOTTE NC CTF DEP ACT/365 SEMI-ANNUALLY 2.750% 08/17/20 DTD 08/15/18 RD 07/31 PD 08/15/19				3,354.70	USD
08/15/19		BOND INTEREST RECEIVED 29266N6E2	248000 ENERBANK USA SALT LAKE CITY UTAH CTF DEP ACT/365 MONTHLY 1.700% 09/16/19 B/E DTD 09/15/17 RD 07/31 PD 08/15/19				358.07	USD

Transactions by Type of Activity (continued)

Process/ Settlement Date	Trade/ Transaction Date	Activity Type	Description	Quantity	Price	Accrued Interest	Amount	Currency
Dividends and Interest (continued)								
08/15/19		BOND INTEREST RECEIVED 72345SGZ8	248000 PINNACLE BK NASHVILLE TENN CTF DEP ACT/365 MONTHLY 2.550% 12/16/19 B/E DTD 06/15/18 RD 07/31 PD 08/15/19				537.11	USD
08/15/19		BOND INTEREST RECEIVED 828373GB0	248000 SILVERGATE BK LA JOLLA CALIF CTF DEP ACT/365 2.700% 05/15/23 B/E DTD 05/15/19 CLB RD 07/31 PD 08/15/19				568.70	USD
08/19/19		BOND INTEREST RECEIVED 20786ACJ2	248000 CONNECTONE BK ENGLEWOOD CLIFFS N J CTF DEP ACT/365 MONTHLY 2.800% 09/18/20 B/E DTD 09/19/18 RD 08/04 PD 08/19/19				589.76	USD
08/19/19		BOND INTEREST RECEIVED 359067CZ6	248000 FRONTIER BK ROCK RAPIDS IOWA CTF DEP ACT/365 2.100% 07/19/22 B/E DTD 07/19/19 CLB RD 08/04 PD 08/19/19				442.32	USD
08/19/19		BOND INTEREST RECEIVED 42724JEG6	248000 HERITAGE BK HOPKINSVILLE KY CTF DEP ACT/365 MONTHLY 3.000% 06/21/21 B/E DTD 06/19/18 RD 08/04 PD 08/19/19				631.89	USD
08/19/19		BOND INTEREST RECEIVED 909557JA9	248000 UNITED BANKERS BK BLOOMINGTON MINN CTF DEP ACT/365 MONTHLY 3.250% 12/20/21 B/E DTD 12/19/18 CLB RD 08/04 PD 08/19/19				684.55	USD
08/20/19		BOND INTEREST RECEIVED 06610QDM0	248000 BANKERS BK OKLA CITY CTF DEP ACT/365 MONTHLY 1.700% 09/20/19 B/E DTD 09/20/17 RD 08/05 PD 08/20/19				358.07	USD
08/22/19		BOND INTEREST RECEIVED 09248ABG4	248000 BLACKRIDGEBANK FARGO N D CTF DEP ACT/365 MONTHLY 2.100% 12/22/20 B/E DTD 12/22/17 CLB RD 08/07 PD 08/22/19				442.32	USD
08/22/19		BOND INTEREST RECEIVED 29367SHX5	248000 ENTERPRISE BK & TR CLAYTON MO CTF DEP ACT/365 2.800% 06/22/20 B/E DTD 06/22/18 RD 08/07 PD 08/22/19				589.76	USD
08/23/19		BOND INTEREST RECEIVED 14042RHJ3	248000 CAPITAL ONE NATL ASSN MCLEAN VA CTF DEP ACT/365 1.700% 08/23/19 B/E DTD 08/23/17 RD 08/08 PD 08/23/19				2,090.67	USD
08/26/19		BOND INTEREST RECEIVED 32117BCM8	248000 FIRST NATL BK DAMARISCOTTA ME CTF DEP ACT/365 3.150% 10/25/21 B/E DTD 10/25/18 CLB RD 08/10 PD 08/25/19				663.48	USD
08/28/19		BOND INTEREST RECEIVED 329864AB8	248000 FIRST NATL BK LONG IS N Y CTF DEP ACT/365 MONTHLY 2.300% 09/30/19 B/E DTD 03/28/18 RD 08/13 PD 08/28/19				484.45	USD
08/28/19		BOND INTEREST RECEIVED 856528CY8	248000 STSTE BK TEX DALLAS CTF DEP ACT/365 2.350% 06/28/21 B/E DTD 06/28/19 CLB RD 08/13 PD 08/28/19				494.98	USD



August 1, 2019 - August 31, 2019
MEDINA CITY SCHOOLS

Transactions by Type of Activity (continued)

Process/ Settlement Date	Trade/ Transaction Date	Activity Type	Description	Quantity	Price	Accrued Interest	Amount	Currency
Dividends and Interest (continued)								
08/28/19		BOND INTEREST RECEIVED 947547JQ9	248000 WEBBANK SALT LAKE CITY UTAH CTF DEP ACT/365 MONTHLY 1.850% 03/30/20 B/E DTD 09/28/17 CLB RD 08/13 PD 08/28/19				389.67	USD
08/29/19		BOND INTEREST RECEIVED 066851WM4	248000 BAR HBR BK & TR ME CTF DEP ACT/365 MONTHLY 2.700% 03/29/22 B/E DTD 03/29/19 CLB RD 08/14 PD 08/29/19				568.70	USD
08/29/19		BOND INTEREST RECEIVED 3495FTBZ1	248000 FORTIS PRIVATE BK DENVER CO CTF DEP ACT/365 2.700% 03/29/22 B/E DTD 03/29/19 CLB RD 08/14 PD 08/29/19				568.70	USD
08/29/19		BOND INTEREST RECEIVED 58733AES4	248000 MERCANTIL BK NATL ASSN CORAL GABLES FLA CTF DEP ACT/365 MONTHLY 2.200% 12/29/20 B/E DTD 12/29/17 RD 08/14 PD 08/29/19				463.39	USD
08/29/19		BOND INTEREST RECEIVED 86063QAD7	248000 STIFEL BK & TR ST LOUIS MO CTF DEP ACT/365 2.550% 03/30/20 B/E DTD 03/29/18 RD 08/14 PD 08/29/19				537.11	USD
08/29/19		BOND INTEREST RECEIVED 92834KAV6	248000 VIST BK WYOMISSING PA CTF DEP ACT/365 MONTHLY 2.550% 04/29/22 B/E DTD 04/29/19 CLB RD 08/14 PD 08/29/19				537.11	USD
08/30/19		BOND INTEREST RECEIVED 313812DA4	248000 FEDERAL SVGS BK CHICAGO IL CTF DEP ACT/365 MONTHLY 2.500% 05/28/21 B/E DTD 05/30/19 RD 08/15 PD 08/30/19				526.58	USD
08/30/19		BOND INTEREST RECEIVED 35471TFE7	248000 FRANKLIN SYNERGY BK TENN CTF DEP ACT/365 MONTHLY 2.150% 07/29/22 B/E DTD 07/30/19 CLB RD 08/15 PD 08/30/19				452.85	USD
08/30/19		BOND INTEREST RECEIVED 59013JD22	248000 MERRICK BK SOUTH JORDAN UTAH CTF DEP ACT/365 MONTHLY 1.700% 10/30/19 B/E DTD 10/30/17 RD 08/15 PD 08/30/19				358.07	USD
08/30/19		BOND INTEREST RECEIVED 63861NAK1	248000 NATIONWIDE BK COLUMBUS OHIO CTF DEP ACT/365 MONTHLY 1.850% 02/28/20 B/E DTD 11/30/17 RD 08/15 PD 08/30/19				389.67	USD
Total Dividends and Interest						\$0.00	\$28,814.09	USD

Transactions by Type of Activity (continued)

Process/ Settlement Date	Trade/ Transaction Date	Activity Type	Description	Quantity	Price	Accrued Interest	Amount	Currency
Distributions								
08/02/19		SECURITY REDEEMED 845182BE3	SOUTHWEST NATL BK WICHITA KANS CTF DEP ACT/365 MONTHLY 2.000% 08/02/19 B/E DTD 02/02/18 ACCOUNT REDEMPTION	-248,000.000			248,000.00	USD
08/05/19		SECURITY REDEEMED 61760ACL1	MORGAN STANLEY PRIVATE BK NATL ASSN PUR N Y CTF DEP ACT/365 1.700% 08/05/19 B/E DTD 08/03/17 ACCOUNT REDEMPTION	-248,000.000			248,000.00	USD
08/08/19		SECURITY REDEEMED 85916VCD5	STERLING BK POPLAR BLUFF MO CTF DEP ACT/365 MONTHLY 1.750% 08/08/19 B/E DTD 09/08/17 ACCOUNT REDEMPTION	-248,000.000			248,000.00	USD
08/23/19		SECURITY REDEEMED 14042RHJ3	CAPITAL ONE NATL ASSN MCLEAN VA CTF DEP ACT/365 1.700% 08/23/19 B/E DTD 08/23/17 ACCOUNT REDEMPTION	-248,000.000			248,000.00	USD
08/29/19		SECURITY REDEEMED 3495FTBZ1	FORTIS PRIVATE BK DENVER CO CTF DEP ACT/365 2.700% 03/29/22 B/E DTD 03/29/19 CLB	-248,000.000			248,000.00	USD
Total Distributions						\$0.00	\$1,240,000.00	USD
Cash Withdrawals and Deposits								
08/01/19		ELECTRONIC TRANSACTION USD999997	SEND TO BANK FOR ACH ACH HUNTINGTON NATIONAL BANK				-10,416.61	USD
08/06/19		ELECTRONIC TRANSACTION USD999997	SEND TO BANK FOR ACH ACH HUNTINGTON NATIONAL BANK				-7,517.80	USD
08/08/19		ELECTRONIC TRANSACTION USD999997	SEND TO BANK FOR ACH ACH HUNTINGTON NATIONAL BANK				-448.44	USD
08/09/19		ELECTRONIC TRANSACTION USD999997	SEND TO BANK FOR ACH ACH HUNTINGTON NATIONAL BANK				-1,892.27	USD
08/09/19		ELECTRONIC TRANSACTION USD999997	SEND TO BANK FOR ACH ACH HUNTINGTON NATIONAL BANK				-368.60	USD
08/13/19		ELECTRONIC TRANSACTION USD999997	SEND TO BANK FOR ACH ACH HUNTINGTON NATIONAL BANK				-916.24	USD
08/16/19		ELECTRONIC TRANSACTION USD999997	SEND TO BANK FOR ACH ACH HUNTINGTON NATIONAL BANK				-5,397.81	USD
08/20/19		ELECTRONIC TRANSACTION USD999997	SEND TO BANK FOR ACH ACH HUNTINGTON NATIONAL BANK				-2,706.59	USD
08/22/19		ELECTRONIC TRANSACTION USD999997	SEND TO BANK FOR ACH ACH HUNTINGTON NATIONAL BANK				-1,032.08	USD
08/23/19		ELECTRONIC DEPOSIT USD999997	RECV FR BANK FOR ACH ACH HUNTINGTON NATIONAL BANK				125.36	USD

August 1, 2019 - August 31, 2019
MEDINA CITY SCHOOLS

Transactions by Type of Activity (continued)

Process/ Settlement Date	Trade/ Transaction Date	Activity Type	Description	Quantity	Price	Accrued Interest	Amount	Currency
Cash Withdrawals and Deposits (continued)								
08/27/19		ELECTRONIC TRANSACTION USD999997	SEND TO BANK FOR ACH ACH HUNTINGTON NATIONAL BANK				-3,000.00	USD
08/29/19		ELECTRONIC TRANSACTION USD999997	SEND TO BANK FOR ACH ACH HUNTINGTON NATIONAL BANK				-248,000.00	USD
08/29/19		ELECTRONIC TRANSACTION USD999997	SEND TO BANK FOR ACH ACH HUNTINGTON NATIONAL BANK				-4,044.11	USD
08/30/19		ELECTRONIC TRANSACTION USD999997	SEND TO BANK FOR ACH ACH HUNTINGTON NATIONAL BANK				-1,727.17	USD
Total Cash Withdrawals and Deposits						\$0.00	-\$287,342.36	USD
Total Value of Transactions						-\$125.36	-\$7,653.63	USD

The price and quantity displayed may have been rounded.

Fixed Income Analysis

Bond Quality

Bond Quality	Market Value	% of Bond Market Value
Not Rated	15,181,303.08	100%
Total	15,181,303.08	100%

Bond Maturity Schedule



Bond Maturity	Market Value	% of Bond Market Value
Within 1 month	495,933.04	3%
1 to 6 months	2,228,325.72	15%
7 to 12 months	2,981,367.96	20%
1 to 5 years	9,475,676.36	62%
Total	15,181,303.08	100%

Percentages of bond market values are rounded to the nearest whole percentage.

Bond quality ratings reflect Moody's or Standard and Poor's ratings. Bonds may be rated by other services. Bonds that are in default are not included. Please refer to your Portfolio Holdings section.

You are 100% invested in bonds with a bond quality of Not Rated.

Called Bonds

Call Date	Security Description	Eligible Quantity	Called Quantity	Call Price	Type of Call	Redemption Proceeds
09/23/2019	BLACKRIDGEBANK FARGO N D CTF DEP ACT/365 MONTHLY 2.100% 12/22/20 B/E DTD 12/22/17 ACT/365	248,000.000	248,000.000	100.0000	Full	248,000.00

Pershing LLC receives the called bond information from several information sources which Pershing believes are reliable. Pershing does not guarantee the accuracy of the information. For callable options that are available to you please contact your Account Executive.

Trades Not Settled

Settlement Date	Trade Date	Activity Type	Description	Quantity	Price	Accrued Interest	Settlement Amount
09/09/19	08/27/19	Buy	INTERAUDI BK NEW YORK NY CTF DEP ACT/365 2.000% 09/09/24 B/E DTD 09/09/19 CLB YLD 2.000 TO	248,000.000	100.0000	0.00	-248,000.00
09/03/19	08/28/19	Buy	COMMERCE BK GENEVA MINN CTF DEP 1.900% 09/03/24 B/E DTD 09/03/19 YLD 1.900 TO	248,000.000	100.0000	0.00	-248,000.00

Total Amount of Trades Not Settled **-\$496,000.00**

Messages

Although a money market mutual fund seeks to preserve the value of your investment at \$1 per share, it is possible to lose money by investing in a money market mutual fund. Shares of a money market mutual fund or the balance of a bank deposit product held in your brokerage account may be liquidated upon request with the proceeds credited to your brokerage account. Please see the money market mutual fund's prospectus or the bank deposit product's disclosure document or contact your advisor for additional information. Pursuant to SEC Rule 10b-10(b)(1) confirmations are not sent for purchases into money market mutual funds processed on the sweep platform.

Cash Not Yet Received

Security	Record Date	Payable Date	Quantity Held	Rate	Dividend Option	Amount of Payment
Interest						
BELMONT BK & TR CO CHICAGO IL CTF DEP ACT/365 MONTHLY	08/22/19	09/06/19	248,000.000	0.001444	Cash	358.07
CALPRIVATE BK LA JOLLA CALIF CTF DEP ACT/365	09/01/19	09/16/19	248,000.000	0.001868	Cash	463.39
CAPITAL BK N A ROCKVILLE MD CTF DEP ACT/365	08/29/19	09/13/19	248,000.000	0.002208	Cash	547.64
CHIPPEWA VY BK WINTER WIS CTF DEP ACT/365 MONTHLY	08/22/19	09/06/19	248,000.000	0.002548	Cash	631.89

August 1, 2019 - August 31, 2019
MEDINA CITY SCHOOLS**Cash Not Yet Received (continued)**

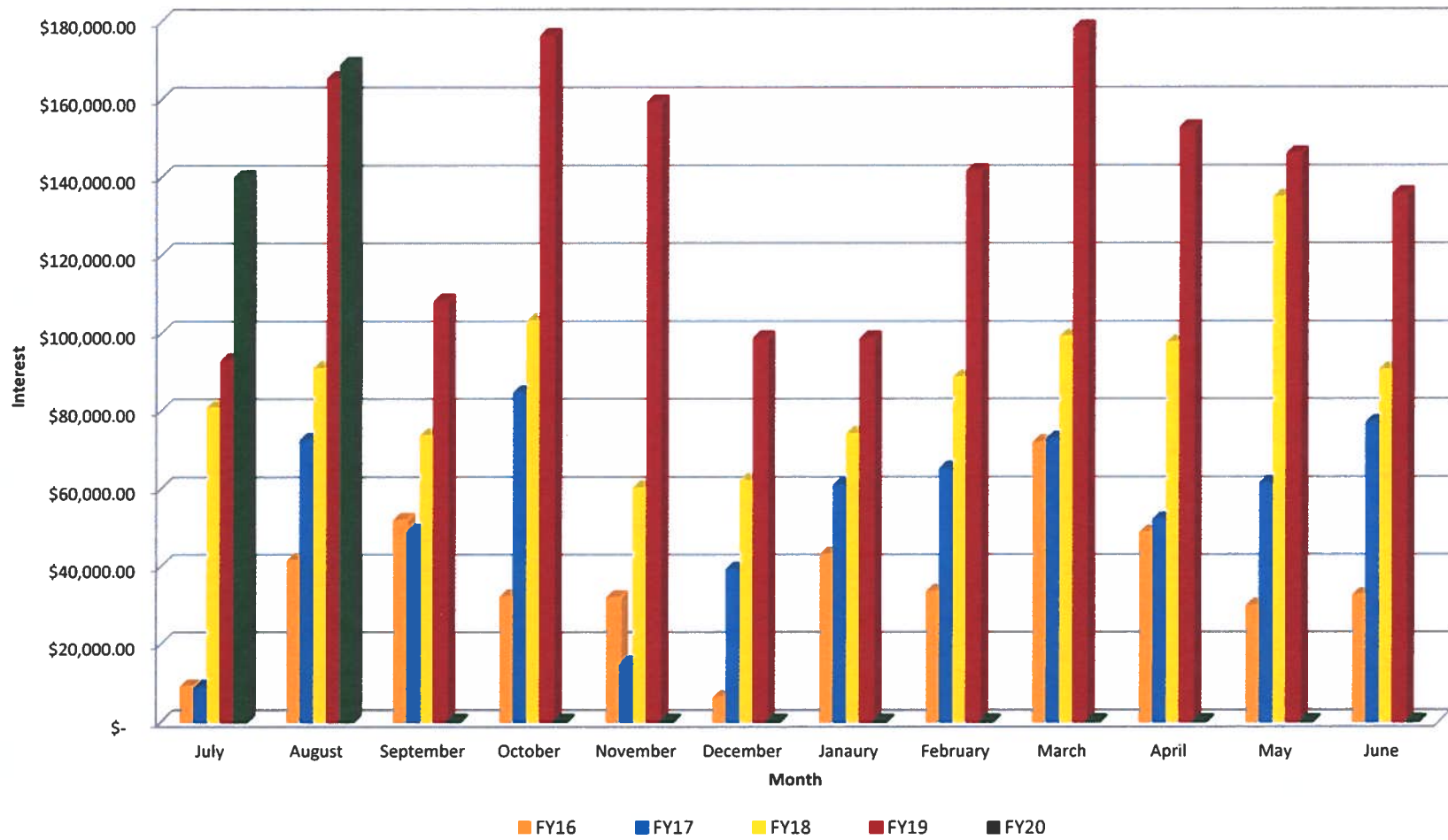
Security	Record Date	Payable Date	Quantity Held	Rate	Dividend Option	Amount of Payment
Interest (continued)						
ENERBANK USA SALT LAKE CITY UTAH CTF DEP ACT/365 MONTHLY	08/31/19	09/16/19	248,000.000	0.001490	Cash	369.62
MAGNOLIA BK INC KY CTF DEP ACT/365 MONTHLY	08/28/19	09/12/19	248,000.000	0.001486	Cash	368.60
MAIN STR BK BINGHAM FARMS MI CTF DEP ACT/365	08/20/19	09/04/19	248,000.000	0.002463	Cash	610.83
PINNACLE BK NASHVILLE TENN CTF DEP ACT/365 MONTHLY	08/31/19	09/15/19	248,000.000	0.002166	Cash	537.11
SILVERGATE BK LA JOLLA CALIF CTF DEP ACT/365	08/31/19	09/15/19	248,000.000	0.002293	Cash	568.70
WASHINGTON SVGS BK LOWELL MA CTF DEP ACT/365 MONTHLY	08/30/19	09/14/19	248,000.000	0.002336	Cash	579.23
Total Cash Not Yet Received						\$5,035.08

Assets shown here are not reflected in your account. This information has been received from sources we believe to be reliable. Pershing does not guarantee the accuracy of the information.

Important Information and Disclosures**The Role of Pershing**

- Pershing carries your account as clearing broker pursuant to a clearing agreement with your financial institution. Pershing may accept from your financial institution without inquiry or investigation (i) orders for the purchase and sale of securities and other property and (ii) any other instructions concerning your account. Pershing is not responsible or liable for any acts or omissions of your financial institution or its employees and it does not supervise them. Pershing provides no investment advice nor does it assess the suitability of any transaction or order. Pershing acts as the agent of your financial institution and you agree that you will not hold Pershing or any person controlling or under common control with it liable for any investment losses incurred by you.
- Pershing performs several key functions at the direction of your financial institution. It acts as custodian for funds and securities you may deposit with it directly or through your financial institution or that it receives as the result of securities transactions it processes.
- Your financial institution is responsible for adherence to the securities laws, regulations and rules which apply to it regarding its own operations and the supervision of your account, its sales representatives and other personnel. Your financial institution is also responsible for approving the opening of accounts and obtaining account documents; the acceptance and, in certain instances, execution of securities orders; the assessment of the suitability of those transactions, where applicable; the rendering of investment advice, if any, to you and in general, for the ongoing relationship that it has with you.
- Inquiries concerning the positions and balances in your account may be directed to the Pershing Customer Service Department at (201) 413-3333. All other inquiries regarding your account or activity should be directed to your financial institution. Your financial organization's contact information can be found on the first page of this statement.
- For a description of other functions performed by Pershing please consult the Disclosure Statement provided to you upon the opening of your account. This notice is not meant as a definitive enumeration of every possible circumstance, but as a general disclosure. If you have any questions regarding this notice or if you would like additional copies of the Disclosure Statement, please contact your financial institution.

Total Monthly Interest Earnings



F I N A N C I A L S U M M A R Y R E P O R T
Processing Month: August 2019
MEDINA CITY SCHOOL DISTRICT

Fnd	Sc	Description	Beginning Balance	MTD Revenues	FYTD Revenues	MTD Expenditures	FYTD Expenditures	Current Available Balance
001	0000	GENERAL FUND	37,069,600.65	4,521,851.90	24,009,836.15	7,478,313.55	14,502,928.27	46,576,508.53
002	9000	BOND RETIREMENT - NEW ELE	3,605,991.55	190,230.00	1,533,220.00	.00	.00	5,139,211.55
003	0000	PERMANENT IMPROVEMENT FUN	125,994.61	.00	.00	.00	.00	125,994.61
003	9000	PERMANENT IMPROVEMENT FUN	13,601.14	.00	.00	.00	.00	13,601.14
003	9001	MEDINA CITY REC CENTER-PE	381,679.90	.00	1,450.93	177,022.16	438,367.36	55,236.53-
006	0000	LUNCHROOM FUND	25,153.72	113,031.22	197,719.47	202,213.98	328,581.02	105,707.83-
007	9004	COLLINS SCHOLARSHIP/POST-	537.70	1.94	3.45	.00	.00	541.15
007	9110	ART TRUST - GARFIELD	10,697.53	38.67	68.67	.00	.00	10,766.20
007	9111	CHARLES STANGEL SCHOLARSH	500.00	.00	.00	.00	.00	500.00
007	9333	RIOS STUDENT LEADER SCHOL	27,721.50	100.21	177.96	.00	.00	27,899.46
007	9901	BIXLER SCHOLARSHIP FUND	125.00	.00	.00	.00	.00	125.00
008	9002	KANEHL MUSIC TRUST	27,351.83	88.53	157.22	.00	.00	27,509.05
008	9003	RICHARD HOFFMAN COLLINS M	634,861.74	.00	.00	.00	.00	634,861.74
008	9112	ELAINE BUSHMAN FUND	18,211.77	45.53	80.86	.00	.00	18,292.63
009	9000	STAR	124.35	14,191.65	14,257.35	.00	.00	14,381.70
009	9110	UNIFORM SUPPLIES GARFIELD	10,554.36	874.80	1,046.80	3,389.76	3,389.76	8,211.40
009	9120	UNIFORM SUPPLIES - CANAVA	11,649.87	5,872.00	5,872.00	6,598.47	6,598.47	10,923.40
009	9130	UNIFORM SUPPLIES - FENN	16,923.63	4,911.60	4,911.60	1,805.05	7,443.26	14,391.97
009	9140	UNIFORM SUPPLIES - HERITA	7,879.42	6,322.50	6,322.50	6,427.45	6,427.45	7,774.47
009	9160	UNIFORM SUPPLIES - BLAKE	5,501.82	7,803.45	7,793.25	8,700.44	8,700.44	4,594.63
009	9170	UNIFORM SUPPLIES - RALPH	18,425.55	8,751.50	8,751.50	8,434.00	8,434.00	18,743.05
009	9180	UNIFORM SUPPLIES - ELIZA	10,990.20	2,416.25	2,441.25	1,220.85	1,220.85	12,210.60
009	9200	UNIFORM SUPPLIES - CLAGGE	41,244.63	9,560.50	9,645.50	9,151.30	9,151.30	41,738.83
009	9210	UNIFORM SUPPLIES - A.I. R	7,484.92	11,672.70	11,659.20	6,930.50	6,930.50	12,213.62
009	9300	UNIFORM SUPPLIES - SENIOR	6,652.06	1,614.90	1,934.90	13,360.79	14,428.14	5,841.18-
009	9304	AVIATION/PHOTOGRAPHY	3.87	.00	.00	.00	.00	3.87
014	9016	MEDINA CNTY JUV DET CNTR	81,724.29	36,585.04	78,743.66	32,279.58	55,527.73	104,940.22
014	9111	CFIT FY11	5,550.01	.00	.00	.00	.00	5,550.01
014	9116	EVOLVE	319,058.86	.00	111,150.00	90,827.66	137,242.02	292,966.84
016	0000	EMERGENCY LEVY	20,927,098.86	384,129.38	3,116,357.16	478,141.82	796,315.30	23,247,140.72
018	0000	PRINT SHOP	6,683.33	.00	.00	.00	.00	6,683.33
018	9000	PUBLIC SCHOOL SUPPORT - S	16.70	.00	.00	.00	.00	16.70
018	9110	PRINCIPAL'S FUND - GARFIE	32,772.64	100.00	100.00	269.35	311.50	32,561.14
018	9111	GARFIELD SCHOOL STORE	49.99	.00	.00	.00	.00	49.99
018	9113	GARFIELD MEDIA CENTER	835.41	.00	.00	.00	.00	835.41
018	9120	PRINCIPAL - CANAVAN	41,489.84	100.00	100.00	3,132.58	3,105.74	38,484.10
018	9122	CANAVAN SCHOOL STORE	586.69	.00	.00	.00	.00	586.69
018	9123	BOOK FAIR - CANAVAN	433.42	.00	.00	.00	.00	433.42
018	9130	PRINCIPAL - FENN	28,308.61	689.50	689.50	622.47	999.11	27,999.00
018	9132	FENN SCHOOL STORE	1,460.83	.00	.00	.00	.00	1,460.83
018	9133	BOOK FAIR - FENN	825.96	14.95	14.95	.00	.00	840.91
018	9135	MEDINA SKI TEAM - DISTRIC	1,916.34	.00	.00	.00	.00	1,916.34
018	9140	PRINCIPAL'S FUND - HERITA	38,900.87	200.00	200.00	287.62	537.62	38,563.25
018	9143	HERITAGE MEDIA CENTER	4,535.23	.00	.00	.00	.00	4,535.23
018	9160	PRINCIPAL'S FUND - H G BL	43,492.65	1,026.50	1,026.50	200.00	276.41	44,242.74
018	9161	PBIS - BLAKE	7,394.06	.00	.00	695.57	695.57	6,698.49

Date: 9/10/19

F I N A N C I A L S U M M A R Y R E P O R T
Processing Month: August 2019
MEDINA CITY SCHOOL DISTRICT

Page: 2
(FINSUM)

Fnd	Sec	Description	Beginning Balance	MTD Revenues	FYTD Revenues	MTD Expenditures	FYTD Expenditures	Current Available Balance
018	9163	BLAKE MEDIA CENTER	13,142.11	.00	.00	50.00	50.00	13,092.11
018	9170	PRINCIPALS FUND - RALPH W	73,551.06	.00	.00	400.00	400.00	73,151.06
018	9171	WAITE SCHOOL STORE	50.00	.00	.00	.00	.00	50.00
018	9173	MEDIA CENTER RALPH WAITE	4,223.50	10.00	10.00	.00	.00	4,233.50
018	9174	FIELD TRIPS RALPH WAITE E	15,209.72	.00	.00	.00	.00	15,209.72
018	9180	PRINCIPALS FUND ELIZA NOR	51,553.12	.00	.00	250.00	1,423.51	50,129.61
018	9181	NORTHROP ELEMENTARY SCHOO	1,631.19	.00	.00	.00	.00	1,631.19
018	9183	MEDIA CENTER ELIZA NORTHR	7,013.75	.00	.00	50.00	50.00	6,963.75
018	9184	FIELD TRIPS ELIZA NORTHR	146.00	.00	.00	.00	.00	146.00
018	9200	PRINCIPAL'S FUND - CLAGGE	78,661.94	1,232.00	1,232.00	1,492.48	2,375.61	77,518.33
018	9203	CLAGGETT M.S. MEDIA CENTE	5,491.13	6.99	6.99	.00	.00	5,498.12
018	9210	PRINCIPAL'S FUND - ROOT M	33,051.07	.00	.00	1,067.79	1,067.79	31,983.28
018	9211	ROOT M.S. MEDIA CENTER	10,214.36	.00	.00	50.00	50.00	10,164.36
018	9212	ROOT M.S. - WASHINGTON TR	355.00	.00	.00	.00	.00	355.00
018	9213	SPECIAL FUNDRAISER - ROOT	.02	.00	.00	.00	.00	.02
018	9300	PRINCIPAL'S FUND - SENIOR	36,762.67	13.00	2,026.00	3,721.35	4,021.35	34,767.32
018	9301	MEDIA CENTER FUND	1,381.50	.00	.00	.00	.00	1,381.50
018	9302	SPECIAL FUNDRAISER - SENI	37,086.18	.00	.00	.00	.00	37,086.18
018	9303	PERFORMING ARTS	92,707.30	100.00	5,126.00	2,064.07	7,013.44	90,819.86
018	9304	BUZZ	16,759.64	62.05	62.05	496.15	570.40	16,251.29
018	9305	FLEXIBLE CREDIT FUND	7,834.56	.00	50.00	.00	.00	7,884.56
018	9306	FEED THE BEES	1,004.05	.00	.00	.00	.00	1,004.05
018	9884	FACILITY RENTAL	27,476.82	4,797.00	6,213.00	.00	.00	33,689.82
018	9900	INSERVICE - CENTRAL	3,702.01	.00	.00	.00	.00	3,702.01
018	9901	PUBLIC SCHOOL SUPPORT - I	2,229.77	.00	.00	240.69	508.91	1,720.86
018	9902	INSERVICE - SUPERINTENDEN	24,720.92	.00	.00	.00	.00	24,720.92
018	9903	BOARD/STUDENT DEVELOPMENT	2,800.00	.00	.00	.00	.00	2,800.00
018	9904	WELLNESS FUND	502.00	.00	.00	.00	.00	502.00
018	9905	PUBLIC SCHOOL SUPPORT/STU	51,248.39	.00	.00	.00	.00	51,248.39
018	9906	COMMUNICATIONS - PUBLIC S	315.27	1,242.00	1,242.00	38.37	38.37	1,518.90
018	9907	STEAM - SUMMER ENRICHMENT	7,777.17	1,891.75	1,891.75	1,508.15	7,193.52	2,475.40
018	9910	MAINTENANCE DEPARTMENT	3,902.36	.00	.00	.00	.00	3,902.36
018	9914	END OF YEAR	7.13	.00	.00	.00	.00	7.13
018	9915	BIKE TO SCHOOL	53.00	250.00	250.00	.00	.00	303.00
018	9916	SPIRIT NIGHT	2,127.48	1,250.00	2,000.00	.00	.00	4,127.48
018	9919	STUDENT ART SHOW	221.53	38.37	38.37	259.90	259.90	.00
018	9920	TRSP FUND	2,384.81	.00	.00	.00	.00	2,384.81
018	9930	Resource Connection	1,500.00	.00	.00	.00	.00	1,500.00
019	9000	ADAMH GRANT	504.00	6,000.00	6,000.00	.00	.00	6,504.00
019	9001	ADAMH HOPE GRANT	.00	17,000.00	17,000.00	.00	.00	17,000.00
019	9009	MCDAC GRANT FY19	.00	.00	.00	15,188.13	25,740.91	25,740.91-
019	9018	LOWE'S LIGHT UP GARFIELD	48.08	.00	.00	.00	.00	48.08
019	9020	RIF PROGRAM GRANT - NORTH	400.73	.00	.00	.00	.00	400.73
019	9021	JENNINGS - BLAKE - BRYNIA	.82	.00	.00	.00	.00	.82
019	9023	PUBLIC EDUCATION LEADERSH	.01	.00	.00	.00	.00	.01
019	9029	MARTHA HOLDEN JENNINGS GR	6.82	.00	.00	.00	.00	6.82

Date: 9/10/19

F I N A N C I A L S U M M A R Y R E P O R T
Processing Month: August 2019
MEDINA CITY SCHOOL DISTRICT

Page: 3
(FINSUM)

Fnd	Sec	Description	Beginning Balance	MTD Revenues	FYTD Revenues	MTD Expenditures	FYTD Expenditures	Current Available Balance
019	9030	PERFORMANCE BASED ASSESSM	79.76	.00	.00	.00	.00	79.76
019	9031	PBA FY11	256.96	.00	.00	.00	.00	256.96
019	9113	ACS-HACH CHEMISTRY GRANT	96.34	.00	.00	.00	.00	96.34
019	9180	PPG INNOVATIVE CLASSROOM	15.31	.00	.00	.00	.00	15.31
019	9181	FIRST ENERGY GRANT	.16	.00	.00	.00	.00	.16
019	9213	VIDEO CLUB GRANT - MHS	2.82	.00	.00	.00	.00	2.82
019	9313	JENNINGS - NORTHROP - MIL	13.86	.00	.00	.00	.00	13.86
019	9413	3M AND OTHER GRANT	152.03	.00	.00	.00	.00	152.03
019	9513	NEA STUDENT ACHIEVEMENT G	191.88	.00	.00	.00	.00	191.88
019	9715	FUEL UP - BLAKE	23.82	.00	.00	.00	.00	23.82
020	9001	TRANSPORTATION ENTERPRISE	76,186.08	.00	695.18	963.22	1,571.42	75,309.84
022	9000	Unclaimed funds	36,045.95	.00	.00	.00	.00	36,045.95
022	9093	DIVERSION PROGRAM FED MON	1,000.00	.00	.00	.00	.00	1,000.00
022	9094	DIVERSION PROGRAM - FED.	1,000.00	.00	.00	.00	.00	1,000.00
022	9300	OH HIGH SCHOOL ATH ASSOC	1,874.53	.00	.00	.00	.00	1,874.53
024	9001	MEDICAL AND DRUG/SELF INS	7,125,787.05	740,111.99	1,474,561.91	580,884.14	1,498,816.57	7,101,532.39
024	9002	DENTAL SELF INSURANCE FUN	354,382.97	56,286.63	112,077.58	59,229.85	90,590.72	375,869.83
024	9094	FLEX PRO	63,543.51	.00	.00	7,261.11	17,649.90	45,893.61
027	0000	WORKMANS COMP.-SELF INS	80,731.98	59,470.26	97,827.12	4,925.85	13,524.58	165,034.52
071	9013	LOCAL SALES TAX PERMANENT	3,195,842.70	.00	766,235.16	434,186.19	601,694.43	3,360,383.43
200	9110	GARFIELD STUDENT COUNCIL/	654.60	2.37	4.21	.00	.00	658.81
200	9121	ELLA CANAVAN STUDENT COUN	1,198.30	43.26	46.62	.00	.00	1,244.92
200	9134	FENN STUDENT BUSINESS	9.02	.03	.06	.00	.00	9.08
200	9140	STUDENT COUNCIL - HERITAG	157.02	.57	1.01	.00	.00	158.03
200	9184	NORTHROP ELEMENTARY STUDE	50.25	.18	.32	.00	.00	50.57
200	9185	K-KIDS KIWANIS ACTIVITY C	8,353.95	421.60	445.03	.00	.00	8,798.98
200	9202	CLAGGETT MIDDLE SCH. STUD	749.45	2.71	4.81	.00	.00	754.26
200	9204	CLAGGETT MIDDLE SCHOOL CH	504.60	1.82	3.24	.00	.00	507.84
200	9205	CLAGGETT MIDDLE SCH. BUIL	2,573.95	199.52	206.74	.00	.00	2,780.69
200	9209	CLAGGETT MIDDLE SCHOOL DR	22,959.08	82.99	147.39	.00	.00	23,106.47
200	9252	CHEERLEADERS - ROOT M.S.	43.08	.16	.28	.00	.00	43.36
200	9253	BUILDERS' CLUB - ROOT M.S	4,570.11	16.52	29.34	.00	.00	4,599.45
200	9254	HONORS ACADEMY - ROOT	4,561.18	14.13	26.17	385.00	652.07	3,935.28
200	9256	DRAMA CLUB - ROOT M.S.	5,808.27	21.00	37.29	.00	.00	5,845.56
200	9258	STUDENT COUNCIL - ROOT M.	3,352.15	12.12	21.52	.00	.00	3,373.67
200	9301	YOUNG AMERICANS FOR FREED	51.20	.19	.33	.00	.00	51.53
200	9302	ART CLUB	192.04	.69	1.23	.00	.00	193.27
200	9303	CULTURAL EXPLORATION	189.25	.68	1.21	.00	.00	190.46
200	9304	CAREER ASSOCIATION	.37	.00	.00	.00	.00	.37
200	9305	CHEMCLUB	1,512.02	5.47	9.71	.00	.00	1,521.73
200	9307	CHOIR	43,795.64	362.23	485.07	3,291.49	3,291.49	40,989.22
200	9309	IMPROV CLUB	287.15	1.04	1.85	.00	.00	289.00
200	9310	DELTA EPSILON PHI - NAT'L	.45	.00	.00	.00	.00	.45
200	9312	DRAMA CLUB	32,744.35	118.37	210.21	.00	.00	32,954.56
200	9314	MEDINA OUTDOORS CLUB	151.61	.55	.98	.00	.00	152.59
200	9315	FELLOWSHIP OF CHRISTIAN A	1.65	.01	.01	.00	.00	1.66

F I N A N C I A L S U M M A R Y R E P O R T
Processing Month: August 2019
MEDINA CITY SCHOOL DISTRICT

Fnd	Scc	Description	Beginning Balance	MTD Revenues	FYTD Revenues	MTD Expenditures	FYTD Expenditures	Current Available Balance
200	9318	GIRLS LEADERSHIP CLUB	6,206.33	22.44	39.85	.00	.00	6,246.18
200	9321	KEY CLUB	48,211.56	174.28	309.50	.00	.00	48,521.06
200	9323	MEDINAMITE	1,554.12	5.62	9.98	.00	.00	1,564.10
200	9324	MEDINIAN	39,857.54	613.58	845.71	6,296.88	6,296.88	34,406.37
200	9325	MHS BAND	18,625.42	5,518.91	5,571.15	.00	.00	24,196.57
200	9326	NATIONAL HONOR SOCIETY	11,398.02	41.20	73.17	.00	.00	11,471.19
200	9327	ORCHESTRA	28,825.40	104.20	185.05	.00	.00	29,010.45
200	9330	SCIENCE OLYMPIAD CLUB	2,038.78	7.37	13.09	.00	.00	2,051.87
200	9331	SKI CLUB	3.09	.01	.02	.00	.00	3.11
200	9332	SPANISH CLUB	11,811.28	42.65	75.78	13.58	13.58	11,873.48
200	9333	STUDENT COUNCIL	28,707.92	122.40	202.92	3,184.55	3,184.55	25,726.29
200	9335	LATIN CLUB	1,966.00	175.71	181.22	.00	.00	2,147.22
200	9337	AMERICAN SIGN LANGUAGE CL	235.50	.85	1.51	.00	.00	237.01
200	9339	SPEECH/DEBATE CLUB	19,883.43	4,150.64	4,201.82	.00	1,634.86	22,450.39
200	9340	S. A. D. D.	1,865.34	6.74	11.97	.00	.00	1,877.31
200	9346	PENGUIN BOWL/NOSB	211.89	.77	1.36	.00	.00	213.25
200	9350	TECHNOLOGY CLUB	632.83	2.29	4.06	.00	.00	636.89
200	9352	VIDEO CLUB - SR HI	7,672.76	22.74	1,720.39	.00	3,061.67	6,331.48
200	9353	CHINESE CLUB	961.43	3.48	6.18	.00	.00	967.61
200	9355	GENDER AND SEXUALITY ALLI	1,095.96	3.96	7.03	.00	.00	1,102.99
200	9380	V O F T	17,711.12	64.02	113.70	.00	.00	17,824.82
200	9419	CLASS OF 2019	3,253.33	11.76	20.88	.00	.00	3,274.21
200	9420	CLASS OF 2020	11,497.68	41.56	73.81	.00	.00	11,571.49
200	9421	CLASS OF 2021	3,421.61	12.37	21.97	.00	.00	3,443.58
200	9422	CLASS OF 2022	1,674.16	6.05	10.75	.00	.00	1,684.91
200	9999	GENERIC STUDENT ACTIV. FD	.01	.00	.00	.00	.00	.01
300	0000	ATHLETIC FUND	170,034.16	17,090.00	27,585.00	16,593.35	69,957.17	127,661.99
300	9110	GARFIELD FIELD TRIPS	366.34	.00	.00	100.00	120.67-	487.01
300	9120	CANAVAN FIELD TRIP	915.00	1,105.00	1,105.00	.00	345.26-	2,365.26
300	9121	WORLD WATCHER'S CLUB	7,362.04	.00	.00	.00	.00	7,362.04
300	9130	FENN FIELD TRIPS	237.09	255.00	255.00	.00	.00	492.09
300	9140	HERITAGE FIELD TRIPS	479.21	.00	.00	.00	.00	479.21
300	9160	BLAKE FIELD TRIPS	785.58	.00	.00	100.00	468.00	317.58
300	9170	WAITE FIELD TRIPS	.00	3,570.00	3,570.00	.00	.00	3,570.00
300	9180	NORTHROP FIELD TRIPS	1,500.00	.00	.00	1,144.58	.00	1,500.00
300	9201	CLAGGETT MIDDLE SCH. BAND	26,251.65	.00	.00	.00	.00	26,251.65
300	9202	CLAGGETT MIDDLE SCH. ORCH	258.00	.00	.00	.00	.00	258.00
300	9203	CLAGGETT MIDDLE SCHOOL LI	370.00	.00	.00	.00	.00	370.00
300	9204	CLAGGETT M.S. CHOIR FUND	634.10	.00	.00	.00	.00	634.10
300	9208	CLAGGETT - 6TH GRADE TRIP	20,913.82	68,171.40	71,061.80	.00	.00	91,975.62
300	9250	ROOT M.S. BAND FUND	17,149.72	.00	.00	.00	219.80	16,929.92
300	9251	ROOT M.S. ORCHESTRA FUND	1,246.65	.00	.00	.00	.00	1,246.65
300	9252	ROOT M.S. CHOIR FUND	3,270.15	.00	.00	.00	.00	3,270.15
300	9253	ROOT M.S. BEEHIVE	1,060.80	24.50	24.50	.00	.00	1,085.30
300	9258	ROOT - DISTRICT SUPERVISE	119,680.13	1,688.00	1,688.00	12,083.20	12,083.20	109,284.93
300	9302	MENS VOLLEYBALL	7,993.06	.00	.00	.00	.00	7,993.06

Date: 9/10/19

F I N A N C I A L S U M M A R Y R E P O R T
Processing Month: August 2019
MEDINA CITY SCHOOL DISTRICT

Page: 5
(FINSUM)

Fnd	Sc	Description	Beginning Balance	MTD Revenues	FYTD Revenues	MTD Expenditures	FYTD Expenditures	Current Available Balance
300	9303	HUDDLE/SHUDDLE	2,185.20	.00	.00	.00	66.53	2,118.67
300	9304	LINK CREW	3,212.64	.00	25.00	.00	.00	3,237.64
300	9313	DRAMA/MUSICAL	6,979.31	.00	.00	.00	.00	6,979.31
300	9325	MHS BAND TRIP	7,171.20	.00	.00	.00	.00	7,171.20
300	9334	BEEHIVE CAFE	20,072.08	.00	.00	473.33	473.33	19,598.75
300	9410	SPARKLE CHEERLEADING	2,577.99	400.00	400.00	89.36	89.36	2,888.63
401	9010	AUXILIARY FUNDS/ST FRANCI	.00	95,394.48	95,394.48	2,146.16	2,146.16	93,248.32
401	9017	AUXILIARY FUNDS/ST FRANCI	37.41	.00	.00	.00	.00	37.41
401	9019	AUXILIARY FUNDS/ST FRANCI	78,595.95	.00	187.16	44,651.49	56,517.06	22,266.05
401	9020	AUX FUNDS NURTURY	.00	3,473.10	3,473.10	.00	.00	3,473.10
401	9027	AUX FUNDS NURTURY	72.90	.00	.00	.00	.00	72.90
401	9030	AUX FUNDS MCA	.00	47,002.62	47,002.62	46,929.39	46,929.39	73.23
401	9039	AUX FUNDS MCA	18,511.09	.00	24.66	446.45	10,166.09	8,369.66
401	9040	AUX FUNDS KIDS COUNTRY	.00	3,010.02	3,010.02	.00	.00	3,010.02
401	9049	AUX FUNDS KIDS COUNTRY	10,268.70	.00	28.80	8,290.73	8,290.73	2,006.77
401	9066	SM WONDERS	1,644.12	.00	.00	.00	.00	1,644.12
432	9097	MANAGE. INFO. SYS. FUND	.80	.00	.00	.00	.00	.80
450	9008	SCHOOLNET PLUS FY2008: GR	1.00	.00	.00	.00	.00	1.00
451	9013	CONNECTIVITY 2013	800.00	.00	.00	.00	.00	800.00
451	9018	CONNECTIVITY FY18	564.00	.00	.00	.00	.00	564.00
451	9019	CONNECTIVITY	19,800.00	.00	.00	.00	19,680.00	120.00
452	9008	SCHOOLNET PROFESSIONAL DE	66.15	.00	.00	.00	.00	66.15
499	9012	INTERN PSYCH FY12	45.81	.00	.00	.00	.00	45.81
499	9013	INTERN PSYCH FY13	39.97	.00	.00	.00	.00	39.97
499	9019	SCHOOL SAFETY	37,148.75	.00	.00	245.62	245.62	36,903.13
499	9024	LOCAL GOVERNMENT INNOVATI	7,750.00	.00	.00	.00	.00	7,750.00
499	9039	INTERN PSYCHOLOGIST GRANT	2.20	.00	.00	.00	.00	2.20
499	9112	E-TECH BLENDED LEARNING G	321.71	.00	.00	.00	.00	321.71
506	9014	RESIDENT EDUCATOR GRANT	950.00	.00	.00	.00	.00	950.00
516	9015	TITLE VI-B	2,690.82	.00	.00	.00	.00	2,690.82
516	9016	TITLE VI-B	229.90	.00	.00	.00	.00	229.90
516	9019	TITLE VI-B	6,410.04	169,297.48	169,297.48	103,374.81	203,985.26	28,277.74-
516	9020	TITLE VI-B	.00	.00	.00	46,371.90	46,371.90	46,371.90-
572	9019	TITLE I	302.23	64,449.94	64,449.94	43,106.92	82,628.08	17,875.91-
572	9020	TITLE I	.00	.00	.00	17,852.34	17,852.34	17,852.34-
572	9116	TITLE I-D	2.83	.00	.00	.00	.00	2.83
572	9119	TITLE I-D	9,526.19	11,677.27	11,677.27	13,260.85	20,006.44	1,197.02
587	9019	PRESCHOOL	131.48	.00	.00	5,458.30	9,097.04	8,965.56-
590	9019	TITLE II-A	41,141.13	11,523.23	11,523.23	23,548.71	31,560.82	21,103.54
590	9020	TITLE II-A	.00	.00	.00	284.43	284.43	284.43-
599	9019	TITLE IV-A STUDENT SUPPOR	15,509.72	.00	.00	457.32	9,742.55	5,767.17
599	9020	TITLE IV-A STUDENT SUPPOR	.00	.00	.00	1,785.19	1,785.19	1,785.19-

Date: 9/10/19

FINANCIAL SUMMARY REPORT
Processing Month: August 2019
MEDINA CITY SCHOOL DISTRICT

Page: 6
(FINSUM)

Fnd	Sc	Description	Beginning Balance	MTD Revenues	FYTD Revenues	MTD Expenditures	FYTD Expenditures	Current Available Balance
		Grand Total All Funds	76,258,648.68	6,722,583.11	32147,448.00	10,046,318.32	19280,538.81	89125,557.87
		Total Invested Funds	.00					

Date: 9/10/2019

C H E C K R E G I S T E R
Processing Month: August 2019
MEDINA CITY SCHOOL DISTRICT

Page: 1
(CHKREG)

Check#	Check Date	Org Sta	Vendor Paid	Check Amount	Status Date
008727	08/09/2019	M/M	OHIO DEPT OF ED - MEMO CK	70,658.71	
008728	08/07/2019	M/M	GORDON FOOD SERVICE	379.81	
008729	08/07/2019	M/M	GORDON FOOD SERVICE	38.34	
008730	08/12/2019	M/M	MEMO - U.S. BANK PURCHASE CARD	8,259.56	
008731	08/01/2019	M/M	MEMO - MEDICAL MUTUAL	84,385.24	
008732	08/05/2019	M/M	MEMO - MEDICAL MUTUAL	60,567.40	
008733	08/12/2019	M/M	MEMO - MEDICAL MUTUAL	168,914.99	
008734	08/14/2019	M/M	GORDON FOOD SERVICE	1,939.81	
008735	08/14/2019	M/M	GORDON FOOD SERVICE	91.89	
008736	08/23/2019	M/M	OHIO DEPT OF ED - MEMO CK	79,143.43	
008737	08/19/2019	M/M	MEMO - MEDICAL MUTUAL	109,017.47	
008738	08/16/2019	M/M	MEMO MET LIFE INSURANCE	3,522.40	
008739	08/02/2019	M/M	MEMO --S T R S	78,315.47	
008740	08/02/2019	M/M	MEMO --S E R S	4,100.81	
008741	08/02/2019	M/M	MEMO -MEDINA CITY SCHOOLS	320,222.23	
008742	08/02/2019	M/M	MEMO - HUNTINGTON NAT'L BANK	28,254.46	
008743	08/02/2019	M/M	MEMO - BUREAU WORK COMP	18,899.28	
008744	08/16/2019	M/M	MEMO --S T R S	78,072.37	
008745	08/16/2019	M/M	MEMO --S E R S	4,013.36	
008746	08/16/2019	M/M	MEMO -MEDINA CITY SCHOOLS	321,157.34	
008747	08/16/2019	M/M	MEMO - HUNTINGTON NAT'L BANK	29,603.94	
008748	08/16/2019	M/M	MEMO - BUREAU WORK COMP	19,797.09	
008749	08/02/2019	M/M	MEMO MET LIFE INSURANCE	4,705.72	
008750	08/21/2019	M/M	GORDON FOOD SERVICE	6,630.02	
008751	08/21/2019	M/M	GORDON FOOD SERVICE	251.85	
008752	08/26/2019	T/T	MEMO -MEDINA CITY SCHOOLS	38.37	
008753	08/27/2019	M/M	MEMO - MEDICAL MUTUAL	156,727.04	
008754	08/28/2019	M/M	GORDON FOOD SERVICE	5,039.17	
008755	08/28/2019	M/M	GORDON FOOD SERVICE	88.27	
008756	08/30/2019	M/M	MEMO --S T R S	87,544.48	
008757	08/30/2019	M/M	MEMO --S E R S	4,379.14	
008758	08/30/2019	M/M	MEMO -MEDINA CITY SCHOOLS	6,036.46	
008759	08/30/2019	M/M	MEMO - HUNTINGTON NAT'L BANK	32,112.38	
008760	08/30/2019	M/M	MEMO - BUREAU WORK COMP	20,773.89	
008761	08/30/2019	M/M	STRS	473,266.00	
008762	08/30/2019	M/M	SERS - MEMO	126,408.00	
008763	08/30/2019	M/V	MEMO MET LIFE INSURANCE	43,930.57	08/30/2019
008764	08/30/2019	M/M	MEMO MET LIFE INSURANCE	55,707.45	
008765	08/30/2019	M/M	MEMO - BUREAU WORK COMP	4,925.85	
008766	08/30/2019	M/M	MEMO - P & A ADMINISTRATIVE	6,758.11	
629123	08/09/2019	W/R	ADVANCE AUTO PARTS	84.60	08/13/2019
629124	08/09/2019	W/R	AG-PRO OHIO, LLC	164.26	08/13/2019
629125	08/09/2019	W/R	ALAYNA WARRINGTON	935.00	08/30/2019
629126	08/09/2019	W/R	ALEXANDRA MUSSELMAN	13.58	08/13/2019
629127	08/09/2019	W/R	ANGELA NUCKOLS	490.00	08/13/2019
629128	08/09/2019	W/R	APOLLO PEST CONTROL COMPANY	628.00	08/30/2019
629129	08/09/2019	W/R	ARMSTRONG CABLE	59.95	08/13/2019
629130	08/09/2019	W/R	B & C COMMUNICATIONS	9.90	08/30/2019
629131	08/09/2019	W/R	BELINDA MEIER	550.00	08/13/2019
629132	08/09/2019	W/R	BUZZARD TOOLS LLC	170.98	08/19/2019
629133	08/09/2019	W/R	CARDINAL BUS SALES &	304.50	08/30/2019
629134	08/09/2019	W/V	CARL J HEDDLESON	11,478.05	08/19/2019

Date: 9/10/2019

C H E C K R E G I S T E R
Processing Month: August 2019
MEDINA CITY SCHOOL DISTRICT

Page: 2
(CHKREG)

Check#	Check Date	Org Sta	Vendor Paid	Check Amount	Status Date
629135	08/09/2019	W/R	CAMP CHRISTOPHER	100.00	08/19/2019
629136	08/09/2019	W/R	CDWG	2,002.26	08/13/2019
629137	08/09/2019	W/R	CHUCK'S CUSTOM, LLC	194.66	08/23/2019
629138	08/09/2019	W/R	CINTAS CORPORATION	331.17	08/13/2019
629139	08/09/2019	W/R	CITY OF MEDINA	65.00	08/30/2019
629140	08/09/2019	W/R	CITY OF MEDINA	12,699.49	08/30/2019
629141	08/09/2019	W/R	COMMUNITY PLAYTHINGS	680.00	08/13/2019
629142	08/09/2019	W/R	CONTACT CUSTOM FIELD 5	90.00	08/30/2019
629143	08/09/2019	W/R	DAWN CIPRO	600.00	08/30/2019
629144	08/09/2019	W/R	DAWNCHAM INC	297.90	08/30/2019
629145	08/09/2019	W/R	EDUCATIONAL FURNITURE LLC	24,100.05	08/13/2019
629146	08/09/2019	W/R	ENNIS BRITTON CO LPA	276.00	08/13/2019
629147	08/09/2019	W/R	FRONTIER	5,731.27	08/30/2019
629148	08/09/2019	W/R	GENE PTACEK & SON	777.80	08/13/2019
629149	08/09/2019	W/R	H.S.H. CONSTRUCTION &	5,850.00	08/13/2019
629150	08/09/2019	W/R	HEALTHCARE BILLING SERVICES	14,063.70	08/30/2019
629151	08/09/2019	W/R	JOSTENS INC	6,124.92	08/30/2019
629152	08/09/2019	W/R	KAREN PLATZ	140.00	08/30/2019
629153	08/09/2019	W/R	KEVIN HEDRICK	38.76	08/13/2019
629154	08/09/2019	W/R	LAINA MAKEPEACE	61.19	08/13/2019
629155	08/09/2019	W/R	LISA POLOHA	25.87	08/13/2019
629156	08/09/2019	W/R	MACKIN EDUCATIONAL RESOURCES	910.13	08/30/2019
629157	08/09/2019	W/R	MARS ELECTRIC CO.	185.42	08/30/2019
629158	08/09/2019	W/R	MEDINA AUTO MALL	1,105.76	08/30/2019
629159	08/09/2019	W/W	MEDINA COUNTY ARTS COUNCIL	50.00	
629160	08/09/2019	W/R	MEDINA COUNTY SANITARY	12,137.05	08/30/2019
629161	08/09/2019	W/R	MIDLAND HARDWARE COMPANY	47.00	08/30/2019
629162	08/09/2019	W/R	MONARCH CARPET ONE	23,058.99	08/13/2019
629163	08/09/2019	W/R	MTS SAFETY PRODUCTS	670.09	08/30/2019
629164	08/09/2019	W/R	NANCY MYERS	250.00	08/30/2019
629165	08/09/2019	W/W	NAPT	115.00	
629166	08/09/2019	W/R	NASCO	608.00	08/30/2019
629167	08/09/2019	W/R	NATALIE SARLES	70.00	08/13/2019
629168	08/09/2019	W/R	OASBO	220.00	08/30/2019
629169	08/09/2019	W/R	OASSA	525.00	08/13/2019
629170	08/09/2019	W/R	OHIO EDISON COMPANY	16,960.84	08/30/2019
629171	08/09/2019	W/R	OHIO SCHOOL RESOURCE OFFICERS	49.00	08/19/2019
629172	08/09/2019	W/R	OHM ADVISORS	14,378.00	08/30/2019
629173	08/09/2019	W/R	ORLO AUTO PARTS INC	279.00	08/30/2019
629174	08/09/2019	W/R	PEARSON ASSESSMENTS	382.46	08/30/2019
629175	08/09/2019	W/R	PITNEY BOWES GLOBAL FINANCIAL	144.38	08/15/2019
629176	08/09/2019	W/R	PITNEY BOWES GLOBAL FINANCIAL	2,849.34	08/30/2019
629177	08/09/2019	W/R	POINT SPRING & DRIVESHAFT CO	438.96	08/13/2019
629178	08/09/2019	W/R	PROJECT LEAD THE WAY INC	2,205.00	08/13/2019
629179	08/09/2019	W/R	PROQUEST HOLDINGS LLC	5,613.50	08/21/2019
629180	08/09/2019	W/R	PSAT NMSQT	80.00	08/30/2019
629181	08/09/2019	W/R	REDTREE INVESTMENT GROUP	1,559.08	08/30/2019
629182	08/09/2019	W/R	RYAN HERCO PRODUCTS CORP	4,132.73	08/13/2019
629183	08/09/2019	W/R	SCANTRON CORPORATION	5,638.87	08/13/2019
629184	08/09/2019	W/R	SCHOOL SPECIALTY, INC	154.74	08/15/2019
629185	08/09/2019	W/R	SCOTT MOATS CONSTRUCTION SERV	1,178.43	08/19/2019
629186	08/09/2019	W/R	SCRUBBER CITY INC	347.47	08/22/2019

Date: 9/10/2019

C H E C K R E G I S T E R
Processing Month: August 2019
MEDINA CITY SCHOOL DISTRICT

Page: 3
(CHKREG)

Check#	Check Date	Org Sta	Vendor Paid	Check Amount	Status Date
629187	08/09/2019	W/R	SHARON TERRION	300.00	08/30/2019
629188	08/09/2019	W/R	SHERWIN WILLIAMS COMPANY	25.63	08/21/2019
629189	08/09/2019	W/R	SPORTSWORLD	784.55	08/16/2019
629190	08/09/2019	W/R	SUPERIOR PRINTING INC DBA	212.08	08/15/2019
629191	08/09/2019	W/R	SYN TECH SYSTEMS INC	550.00	08/30/2019
629192	08/09/2019	W/R	TALBERT'S COMMERCIAL PRODUCTS	895.58	08/13/2019
629193	08/09/2019	W/R	TAMMY LYNES	150.00	08/23/2019
629194	08/09/2019	W/R	TAYLOR CONSULTING GROUP	6,788.90	08/19/2019
629195	08/09/2019	W/R	TERI LEWIS	250.00	08/30/2019
629196	08/09/2019	W/R	TREE MAINTENANCE SERVICE INC	3,450.00	08/13/2019
629197	08/09/2019	W/R	TUSING BUILDERS LTD	13,380.00	08/30/2019
629198	08/09/2019	W/R	UNITY SCHOOL BUS PARTS	79.00	08/13/2019
629199	08/09/2019	W/R	VINSON GROUP, LLC	3,833.62	08/30/2019
629200	08/09/2019	W/R	VISTA HIGHER LEARNING, INC.	3,000.41	08/30/2019
629201	08/09/2019	W/R	W W WILLIAMS COMPANY LLC	123.15	08/13/2019
629202	08/09/2019	W/R	ROBERTS ROOFING CO	137,993.40	08/30/2019
629203	08/20/2019	W/R	ABC THERAPY, LTD	990.00	08/21/2019
629204	08/20/2019	W/W	ADLER TEAM SPORTS	706.85	
629205	08/20/2019	W/R	ADVANCE AUTO PARTS	27.44	08/26/2019
629206	08/20/2019	W/R	AIR RITE INC	583.80	08/23/2019
629207	08/20/2019	W/R	AIRGAS USA, LLC	23.41	08/26/2019
629208	08/20/2019	W/R	AKRON ROTARY CAMP	7,040.00	08/23/2019
629209	08/20/2019	W/R	AMANDA HILLS DISTRIBUTION, INC	1,823.70	08/27/2019
629210	08/20/2019	W/R	ANGELA NUCKOLS	665.00	08/22/2019
629211	08/20/2019	W/R	AQUACLEAR	69.55	08/27/2019
629212	08/20/2019	W/R	ARMSTRONG CABLE	149.95	08/26/2019
629213	08/20/2019	W/R	ASCD	59.00	08/29/2019
629214	08/20/2019	W/R	ASHLAND HIGH SCHOOL	225.00	08/27/2019
629215	08/20/2019	W/R	ASSET TECHNOLOGIES LLC	1,131.97	08/26/2019
629216	08/20/2019	W/R	B & B TROPHIES & AWARDS	18.00	08/23/2019
629217	08/20/2019	W/R	BLACKBOARD INC (WEBSITE)	26,466.13	08/21/2019
629218	08/20/2019	W/R	BOOKPAL, LLC	803.08	08/26/2019
629219	08/20/2019	W/R	BUZZ CITY BRANDING, LLC	2,254.78	08/30/2019
629220	08/20/2019	W/R	CAPP USA, INC.	2,429.00	08/23/2019
629221	08/20/2019	W/R	CARA R COUGHLIN	1,820.00	08/22/2019
629222	08/20/2019	W/R	CARDINAL BUS SALES &	231.56	08/23/2019
629223	08/20/2019	W/R	CARL J HEDDLESON	3,500.00	08/20/2019
629224	08/20/2019	W/W	CATHARINE M FAFRAK	300.00	
629225	08/20/2019	W/R	CAMP CHRISTOPHER	100.00	08/27/2019
629226	08/20/2019	W/R	CDWG	209.93	08/26/2019
629227	08/20/2019	W/R	CENGAGE LEARNING INC.	1,396.40	08/21/2019
629228	08/20/2019	W/R	CENTERRA CO-OP	17,679.44	08/26/2019
629229	08/20/2019	W/R	CHRISTINE DOUGLAS	32.37	08/22/2019
629230	08/20/2019	W/R	CHRONICLE TELEGRAM	597.30	08/27/2019
629231	08/20/2019	W/R	CHUCK'S CUSTOM, LLC	43.06	08/28/2019
629232	08/20/2019	W/R	CINDY BISHOP	128.13	08/22/2019
629233	08/20/2019	W/R	CINTAS CORPORATION	332.86	08/23/2019
629234	08/20/2019	W/R	CLEVELAND CLINIC CENTER	79,254.00	08/23/2019
629235	08/20/2019	W/R	CLEVELAND PLUMBING	195.01	08/23/2019
629236	08/20/2019	W/R	COLUMBIA GAS OF OHIO, INC	168.74	08/27/2019
629237	08/20/2019	W/R	COSI	200.00	08/27/2019
629238	08/20/2019	W/R	CROSSROADS ASPHALT	310,663.00	08/23/2019

Date: 9/10/2019

C H E C K R E G I S T E R
Processing Month: August 2019
MEDINA CITY SCHOOL DISTRICT

Page: 4
(CHKREG)

Check#	Check Date	Org Sta	Vendor Paid	Check Amount	Status Date
629239	08/20/2019	W/R	DANIEL SMITH	19.60	08/22/2019
629240	08/20/2019	W/R	DEMCO INC	433.16	08/26/2019
629241	08/20/2019	W/R	DIRECT AIR SYSTEMS, INC.	3,320.00	08/26/2019
629242	08/20/2019	W/R	DISCOUNT SCHOOL SUPPLY	602.07	08/26/2019
629243	08/20/2019	W/R	DYSLEXIA COACH OF NJ LLC	585.00	08/26/2019
629244	08/20/2019	W/R	E3 GORDON STOWE	571.00	08/26/2019
629245	08/20/2019	W/R	ELECTRICAL APPLIANCE REPAIR	185.70	08/28/2019
629246	08/20/2019	W/R	ELENA HOFFMAN	48.78	08/22/2019
629247	08/20/2019	W/R	ENTERPRISE FLEET MGMT INC.	39.68	08/26/2019
629248	08/20/2019	W/R	ENVIRONMENTAL DESIGN GROUP LLC	3,132.00	08/26/2019
629249	08/20/2019	W/R	ESC OF MEDINA COUNTY	12,635.00	08/26/2019
629250	08/20/2019	W/R	FARMERS EXCHANGE CO INC	124.94	08/23/2019
629251	08/20/2019	W/R	FASTENAL COMPANY	136.48	08/26/2019
629252	08/20/2019	W/R	FBN SYSTEMS, INC.	700.00	08/29/2019
629253	08/20/2019	W/W	FEDERAL NEWS SERVICES, INC	414.00	
629254	08/20/2019	W/R	FOLLETT SCHOOL SOLUTIONS INC	808.35	08/23/2019
629255	08/20/2019	W/R	FOWLER COMPANY	10,101.70	08/27/2019
629256	08/20/2019	W/R	FRONTIER	745.46	08/26/2019
629257	08/20/2019	W/R	GENE'S REFRIGERATION,	1,519.00	08/23/2019
629258	08/20/2019	W/R	GOODWILL INDUSTRIES AKRON INC	4,303.00	08/21/2019
629259	08/20/2019	W/R	GRAINGER SUPPLY CO	80.60	08/23/2019
629260	08/20/2019	W/R	H.S.H. CONSTRUCTION &	11,858.00	08/26/2019
629261	08/20/2019	W/R	HOME SCIENCE TOOLS	723.45	08/27/2019
629262	08/20/2019	W/W	HOUSE OF FLOWERS & GIFTS LLC	75.00	
629263	08/20/2019	W/R	HUDSON HIGH SCHOOL	285.00	08/30/2019
629264	08/20/2019	W/R	INSTITUTE FOR MULTI-SENSORY	24,300.00	08/26/2019
629265	08/20/2019	W/R	ACA TRACK	1,272.00	08/21/2019
629266	08/20/2019	W/R	IPEVO INC.	99.00	08/29/2019
629267	08/20/2019	W/R	JANE WATT	141.78	08/22/2019
629268	08/20/2019	W/R	JEANNE BLANKENSHIP	15.00	08/22/2019
629269	08/20/2019	W/R	JILL MILLER	9.40	08/22/2019
629270	08/20/2019	W/R	JOHN LUPSON	89.92	08/22/2019
629271	08/20/2019	W/R	JOHNSTONE SUPPLY INC.	1,688.81	08/23/2019
629272	08/20/2019	W/R	JON E BURKHART	16.00	08/22/2019
629273	08/20/2019	W/R	KAREN CARABIN	139.00	08/22/2019
629274	08/20/2019	W/V	KAREN PLATZ	2,950.00	08/20/2019
629275	08/20/2019	W/R	KAREN PLATZ	4.83	08/22/2019
629276	08/20/2019	W/W	KIEFER EQUIPMENT CO	56.95	
629277	08/20/2019	W/R	LAKESHORE LEARNING MATERIALS	44.99	08/26/2019
629278	08/20/2019	W/R	LANGUAGE LEARNING ASSOCIATES	1,116.00	08/21/2019
629279	08/20/2019	W/R	LAURA CALAIACOVO	305.18	08/22/2019
629280	08/20/2019	W/W	LEADERSHIP MEDINA COUNTY	1,980.00	
629281	08/20/2019	W/R	LEGACY MAINTENANCE SERVICES	3,390.00	08/23/2019
629282	08/20/2019	W/R	LODI LUMBER CO	229.14	08/23/2019
629283	08/20/2019	W/R	LUIS DEJESUS JR	53.64	08/26/2019
629284	08/20/2019	W/R	MACK'S, INC.	780.15	08/26/2019
629285	08/20/2019	W/R	MADCAP PUPPETS & EDUCATION LLC	582.50	08/30/2019
629286	08/20/2019	W/W	MAGICAL THEATRE COMPANY	600.00	
629287	08/20/2019	W/R	MARION D LEONARD	600.00	08/22/2019
629288	08/20/2019	W/R	MARS ELECTRIC CO.	280.22	08/23/2019
629289	08/20/2019	W/R	MARY CASSIDY	50.00	08/22/2019
629290	08/20/2019	W/R	MATH LEARNING CENTER	16,249.02	08/30/2019

Date: 9/10/2019

C H E C K R E G I S T E R
Processing Month: August 2019
MEDINA CITY SCHOOL DISTRICT

Page: 5
(CHKREG)

Check#	Check Date	Org Sta	Vendor Paid	Check Amount	Status Date
629291	08/20/2019	W/R	MCGRAW-HILL SCHOOL EDU. LLC	19,137.15	08/26/2019
629292	08/20/2019	W/R	MEDINA CITY SCHOOLS	643.50	08/21/2019
629293	08/20/2019	W/R	MEDINA COUNTY CAREER CENTER	693.00	08/28/2019
629294	08/20/2019	W/R	MEDINA HARDWARE, INC	524.10	08/26/2019
629295	08/20/2019	W/W	MEDINA SIGN POST INC	259.90	
629296	08/20/2019	W/R	MELISSA ALICE COTTAGE	195.08	08/22/2019
629297	08/20/2019	W/R	MENTOR HIGH SCHOOL	190.00	08/28/2019
629298	08/20/2019	W/R	MICHAEL HARTSHORN	90.00	08/22/2019
629299	08/20/2019	W/R	MICHELE BENNETT	338.09	08/22/2019
629300	08/20/2019	W/R	MINUTEMAN PRESS	25.00	08/28/2019
629301	08/20/2019	W/R	MNJ TECHNOLOGIES DIRECT INC	55.80	08/23/2019
629302	08/20/2019	W/R	MONTVILLE POLICE DEPARTMENT	951.50	08/27/2019
629303	08/20/2019	W/W	MORGAN AMEND	280.00	
629304	08/20/2019	W/R	NEOLA INC.	650.00	08/26/2019
629305	08/20/2019	W/R	THE M CONLEY COMPANY	354.46	08/26/2019
629306	08/20/2019	W/R	NEUHAUS EDUCATION CENTER	32,350.00	08/27/2019
629307	08/20/2019	W/R	OASSA	525.00	08/26/2019
629308	08/20/2019	W/R	OHIO DEPT OF JOB &	587.04	08/27/2019
629309	08/20/2019	W/R	OHIO EDISON COMPANY	13,481.59	08/23/2019
629310	08/20/2019	W/W	OHIO HIGH SCHOOL GOLF COACHES	25.00	
629311	08/20/2019	W/R	OHIO SCHOOLS COUNCIL- NAT GAS	14,033.00	08/23/2019
629312	08/20/2019	W/R	OTC BRANDS INC	289.69	08/26/2019
629313	08/20/2019	W/R	PEARSON ASSESSMENTS	1,273.59	08/23/2019
629314	08/20/2019	W/R	PEARSON EDUCATION, INC.	17,329.90	08/21/2019
629315	08/20/2019	W/R	POINT SPRING & DRIVESHAFT CO	451.46	08/27/2019
629316	08/20/2019	W/R	PRAXAIR	26.15	08/26/2019
629317	08/20/2019	W/R	PROJECT LEAD THE WAY INC	24,188.75	08/29/2019
629318	08/20/2019	W/R	QUILL CORPORATION	1,183.16	08/30/2019
629319	08/20/2019	W/R	REBECCA GIBSON	177.61	08/22/2019
629320	08/20/2019	W/R	REBECCA MARPLE	200.00	08/22/2019
629321	08/20/2019	W/R	RJ VERNAK REFRIGERATION	4,997.50	08/23/2019
629322	08/20/2019	W/R	RONDA FRENCH	296.04	08/22/2019
629323	08/20/2019	W/W	S.A.N.D. CHAPTER 43	80.00	
629324	08/20/2019	W/R	SCHOLASTIC/SUPER SCIENCE MAG	463.66	08/27/2019
629325	08/20/2019	W/R	SCHOOL SPECIALTY, INC	1,471.54	08/21/2019
629326	08/20/2019	W/R	SCHOOLMATE	926.50	08/26/2019
629327	08/20/2019	W/R	SENECA EAST HIGH SCHOOL	200.00	08/29/2019
629328	08/20/2019	W/R	SHERWIN WILLIAMS COMPANY	1,470.85	08/26/2019
629329	08/20/2019	W/R	SMITH BROTHERS INC.	192.00	08/26/2019
629330	08/20/2019	W/R	SOCCER POST	1,427.00	08/26/2019
629331	08/20/2019	W/R	STACY M FARRENHOLZ	219.00	08/22/2019
629332	08/20/2019	W/R	STEVEN MISHLER	357.99	08/22/2019
629333	08/20/2019	W/R	SUPECK SEPTIC SERVICES, LLC.	2,801.66	08/30/2019
629334	08/20/2019	W/R	TALBERT'S COMMERCIAL PRODUCTS	11,703.11	08/23/2019
629335	08/20/2019	W/R	TAMMY LYNES	250.00	08/23/2019
629336	08/20/2019	W/R	TEACHER'S DISCOVERY	1,280.16	08/23/2019
629337	08/20/2019	W/R	TECHNOLOGY ENGINEERING	9,782.50	08/21/2019
629338	08/20/2019	W/R	TEXTHELP INC	1,800.00	08/30/2019
629339	08/20/2019	W/R	THERAPY IN MOTION, LLC	400.00	08/26/2019
629340	08/20/2019	W/R	TINA CASSIDY	56.42	08/22/2019
629341	08/20/2019	W/R	TRACEY KELLY	67.49	08/22/2019
629342	08/20/2019	W/R	TRANSPORTATION ACCESSORIES	52.36	08/23/2019

Date: 9/10/2019

C H E C K R E G I S T E R
Processing Month: August 2019
MEDINA CITY SCHOOL DISTRICT

Page: 6
(CHKREG)

Check#	Check Date	Org Sta	Vendor Paid	Check Amount	Status Date
629343	08/20/2019	W/R	TREE MAINTENANCE SERVICE INC	7,200.00	08/26/2019
629344	08/20/2019	W/W	UNITED RENTALS (N AMERICA) INC	150.00	
629345	08/20/2019	W/R	VERIZON WIRELESS	361.89	08/27/2019
629346	08/20/2019	W/W	VINSON GROUP, LLC	1,666.66	
629347	08/20/2019	W/R	VOLUNTEERNOW	500.00	08/27/2019
629348	08/20/2019	W/R	VOYAGER SOPRIS LEARNING, INC	57.06	08/28/2019
629349	08/20/2019	W/R	W.B. MASON CO., INC.	24,848.47	08/21/2019
629350	08/20/2019	W/R	WELLINGTON IMPLEMENT CO., INC.	92.35	08/29/2019
629351	08/20/2019	W/R	WHITE HOUSE ARTESIAN SPRINGS	29.00	08/23/2019
629352	08/20/2019	W/R	WILLIAMS SPORTS FLOORS	18,325.00	08/23/2019
629353	08/20/2019	W/R	WOLFF BROS. SUPPLY, INC.	1,189.47	08/23/2019
629354	08/20/2019	W/R	KAREN PLATZ	1,500.00	08/22/2019
629355	08/29/2019	W/W	A & N RESTAURANT EQUIPMENT	15,843.76	
629356	08/29/2019	W/W	ADLER TEAM SPORTS	1,528.20	
629357	08/29/2019	W/W	ADVANCE AUTO PARTS	769.87	
629358	08/29/2019	W/W	ALISON SNOOK	22.20	
629359	08/29/2019	W/W	ALLIANCE FOR HIGH QUALITY EDUC	350.00	
629360	08/29/2019	W/W	ALLISON LEHMAN	97.86	
629361	08/29/2019	W/W	AMAZON.COM	10,012.29	
629362	08/29/2019	W/W	ANDREA BRYAN	88.79	
629363	08/29/2019	W/W	ANGELA MARSALA	65.93	
629364	08/29/2019	W/W	ANGELA NUCKOLS	192.50	
629365	08/29/2019	W/W	ANNE NEELY	266.80	
629366	08/29/2019	W/W	ANTHONY BELSITO	243.00	
629367	08/29/2019	W/W	ANTHONY RIDGLEY	37.93	
629368	08/29/2019	W/W	APPLIED MSS	481.02	
629369	08/29/2019	W/W	ASCD	74.90	
629370	08/29/2019	W/W	ASHLAND HIGH SCHOOL	160.00	
629371	08/29/2019	W/W	BARNES & NOBLE BOOKSELLERS	1,654.70	
629372	08/29/2019	W/W	BLICK ART MATERIALS LLC	316.69	
629373	08/29/2019	W/W	BOOMERANG PROJECT	93.90	
629374	08/29/2019	W/W	DAIRYMENS	1,644.17	
629375	08/29/2019	W/W	BRECKSVILLE-BROADVIEW HTS	120.00	
629376	08/29/2019	W/W	BRIGHT IDEAS PRESS, LLC	12,076.75	
629377	08/29/2019	W/W	BRUNSWICK ATHLETIC DEPT	250.00	
629378	08/29/2019	W/W	BSN SPORTS LLC	4,520.10	
629379	08/29/2019	W/W	BUZZARD TOOLS LLC	84.99	
629380	08/29/2019	W/W	C MARTIN TRUCKING	1,262.02	
629381	08/29/2019	W/W	CARDINAL BUS SALES &	66.56	
629382	08/29/2019	W/R	CARL J HEDDLESON	2,500.00	08/30/2019
629383	08/29/2019	W/W	CAROLINA BIOLOGICAL SUPPLY CO.	162.95	
629384	08/29/2019	W/W	CENTERRA CO-OP	280.25	
629385	08/29/2019	W/W	CINGLETREE LEARNING, LLC	150.00	
629386	08/29/2019	W/W	CINTAS CORPORATION	976.12	
629387	08/29/2019	W/W	CINTAS FIRST AID & SAFETY	242.35	
629388	08/29/2019	W/W	CLEVELAND CLINIC ATWORK	1,147.00	
629389	08/29/2019	W/W	CLEVELAND COMMUNICATIONS INC	15,939.84	
629390	08/29/2019	W/W	CLEVELAND PLUMBING	56.60	
629391	08/29/2019	W/W	COCA COLA BOTTLING CO CSLDT	510.00	
629392	08/29/2019	W/W	OHIO CERAMIC SUPPLY, INC.	8,441.25	
629393	08/29/2019	W/W	COLUMBIA GAS OF OHIO, INC	2,831.52	
629394	08/29/2019	W/W	CRAIG KOMAR	40.84	

Date: 9/10/2019

C H E C K R E G I S T E R
Processing Month: August 2019
MEDINA CITY SCHOOL DISTRICT

Page: 7
(CHKREG)

Check#	Check Date	Org Sta	Vendor Paid	Check Amount	Status Date
629395	08/29/2019	W/W	CRANDALL COMPANY, INC	247.81	
629396	08/29/2019	W/W	CROWN TROPHY OF MEDINA	169.84	
629397	08/29/2019	W/W	CUMMINS INTERSTATE POWER INC	941.58	
629398	08/29/2019	W/W	CUYAHOGA COMMUNITY COLLEGE	200.00	
629399	08/29/2019	W/W	CYNTHIA M SHEVEL	2,520.00	
629400	08/29/2019	W/W	DAVID KILPATRICK, INC	150.00	
629401	08/29/2019	W/W	EASY GRAPHICS CORP	1,288.00	
629402	08/29/2019	W/W	ELIZABETH KIOUSIS	53.06	
629403	08/29/2019	W/R	EMILY PETTWAY	650.00	08/30/2019
629404	08/29/2019	W/W	EMPIRICAL RESOLUTION INC	240.00	
629405	08/29/2019	W/W	ERIN A KELLEY	182.48	
629406	08/29/2019	W/W	ERIN VLEUGELS	16.58	
629407	08/29/2019	W/W	ESC OF MEDINA COUNTY	159.08	
629408	08/29/2019	W/W	FARMERS EXCHANGE CO INC	99.98	
629409	08/29/2019	W/W	FARNHAM EQUIPMENT COMPANY INC	83,759.71	
629410	08/29/2019	W/W	FASTENAL COMPANY	12.64	
629411	08/29/2019	W/W	FILM SCHOOL 4 TEENS	2,040.00	
629412	08/29/2019	W/W	FINE-LINE COMMUNICATIONS INC.	4,550.00	
629413	08/29/2019	W/W	FIREFLY COMPUTERS, LLC	49,235.00	
629414	08/29/2019	W/W	FOLLETT SCHOOL SOLUTIONS INC	6,930.50	
629415	08/29/2019	W/W	FOLLETT SCHOOL SOLUTIONS INC	891.29	
629416	08/29/2019	W/W	FRONTIER	5,650.59	
629417	08/29/2019	W/W	GALLAGHER BENEFIT SERVICES INC	1,250.00	
629418	08/29/2019	W/W	GASSCA	105.00	
629419	08/29/2019	W/W	GERALD TODOROVICH, JR	46.70	
629420	08/29/2019	W/W	GLYNLYON, INC	6,150.00	
629421	08/29/2019	W/W	GRACENOTES LLC	391.49	
629422	08/29/2019	W/W	GRIZZLY AUTO & TIRE	107.06	
629423	08/29/2019	W/W	GROTH MUSIC	40.23	
629424	08/29/2019	W/W	H.S.H. CONSTRUCTION &	11,375.00	
629425	08/29/2019	W/W	HARRIS BATTERY COMPANY INC	915.88	
629426	08/29/2019	W/W	HERSHEY CREAMERY CO	275.28	
629427	08/29/2019	W/W	HIRAM COLLEGE	175.00	
629428	08/29/2019	W/W	HOUGHTON MIFFLIN	4,594.76	
629429	08/29/2019	W/W	HOUSE OF FLOWERS & GIFTS LLC	57.50	
629430	08/29/2019	W/W	HUDL	1,200.00	
629431	08/29/2019	W/W	ICANDI GRAPHICS	267.84	
629432	08/29/2019	W/W	INSTITUTE FOR MULTI-SENSORY	38.90	
629433	08/29/2019	W/W	JENNIFER ULMER	31.99	
629434	08/29/2019	W/W	JESSICA NIEMANTSVERDRIET	40.00	
629435	08/29/2019	W/W	JOHNSON CONTROLS FIRE PROT LP	860.00	
629436	08/29/2019	W/W	JOSHEN PAPER & PACKAGING	2,717.47	
629437	08/29/2019	W/W	JOSTENS INC	167.13	
629438	08/29/2019	W/W	JTS LANDSCAPE CO	5,000.00	
629439	08/29/2019	W/W	JULIA FRISHGESELL	48.71	
629440	08/29/2019	W/W	JULIE WILKES	96.07	
629441	08/29/2019	W/W	KAREN PLATZ	10.90	
629442	08/29/2019	W/W	KODO KIDS	4,078.00	
629443	08/29/2019	W/W	LAKE SHORE LEARNING MATERIALS	932.06	
629444	08/29/2019	W/W	LEARNING RESOURCES	31.94	
629445	08/29/2019	W/W	LEARNING WITHOUT TEARS	39.50	
629446	08/29/2019	W/W	LODI LUMBER CO	37.10	

Date: 9/10/2019

C H E C K R E G I S T E R
Processing Month: August 2019
MEDINA CITY SCHOOL DISTRICT

Page: 8
(CHKREG)

Check#	Check Date	Org Sta	Vendor Paid	Check Amount	Status Date
629447	08/29/2019	W/W	LORAIN COUNTY COMM. COLLEGE	75.00	
629448	08/29/2019	W/W	MARION D LEONARD	150.00	
629449	08/29/2019	W/W	MASTER TEACHER INC	49.67	
629450	08/29/2019	W/W	MATH LEARNING CENTER	12,123.30	
629451	08/29/2019	W/W	MATH-U-SEE	167.44	
629452	08/29/2019	W/W	MCGRAW-HILL SCHOOL EDU. LLC	9,247.72	
629453	08/29/2019	W/W	MCMMASTER-CARR	1,755.95	
629454	08/29/2019	W/R	MCS FOOD SERVICE DEPT.	738.44	08/30/2019
629455	08/29/2019	W/R	MEDINA CITY SCHOOLS	2,751.48	08/30/2019
629456	08/29/2019	W/W	MEDINA COUNTY PORT AUTHORITY	853.00	
629457	08/29/2019	W/W	MEDINA GLASS COMPANY	150.79	
629458	08/29/2019	W/W	MEDINA SIGN POST INC	248.60	
629459	08/29/2019	W/W	MELISSA ALICE COTTAGE	244.80	
629460	08/29/2019	W/W	MEMBEAN, INC	975.00	
629461	08/29/2019	W/W	MICHAEL GORFIDO	532.00	
629462	08/29/2019	W/W	MNJ TECHNOLOGIES DIRECT INC	116.20	
629463	08/29/2019	W/W	MONARCH CARPET ONE	2,255.00	
629464	08/29/2019	W/W	MONTVILLE POLICE DEPARTMENT	13,567.15	
629465	08/29/2019	W/W	MT BUSINESS TECHNOLOGIES, INC.	307.85	
629466	08/29/2019	W/W	NASSP	385.00	
629467	08/29/2019	W/W	NICKLES BAKERY	679.00	
629468	08/29/2019	W/W	NORTH GATEWAY TIRE CO INC	79.98	
629469	08/29/2019	W/W	NORTHERN OHIO EQUIP. SERVICES	965.00	
629470	08/29/2019	W/W	NOWAK TOUR & TRAVEL, INC.	12,083.20	
629471	08/29/2019	W/W	OHIO ASSOC OF STUDENT COUNCILS	2,400.00	
629472	08/29/2019	W/W	OASBO	260.00	
629473	08/29/2019	W/W	OASSA	550.00	
629474	08/29/2019	W/W	OHIO DEPARTMENT OF AGRICULTURE	35.00	
629475	08/29/2019	W/W	OHIO HISTORY CONNECTION	350.00	
629476	08/29/2019	W/W	OHIO HIGH SCHOOL ATHLETIC ASSN	300.00	
629477	08/29/2019	W/W	ORLO AUTO PARTS INC	255.12	
629478	08/29/2019	W/W	OTC BRANDS INC	57.38	
629479	08/29/2019	W/W	P & A ADMINISTRATIVE SERVICES	503.00	
629480	08/29/2019	W/W	PALOS SPORTS, INC.	4,838.54	
629481	08/29/2019	W/W	PATRICIA HALTAM	68.64	
629482	08/29/2019	W/W	PAYSCHOOLS	31,255.00	
629483	08/29/2019	W/W	PEARSON EDUCATION, INC.	218.38	
629484	08/29/2019	W/W	CAFETERIA-PEPSI COLA ORDERS	1,025.30	
629485	08/29/2019	W/W	PETERS KALAIL & MARKAKIS CO	1,415.00	
629486	08/29/2019	W/W	PIONEER ATHLETICS	440.00	
629487	08/29/2019	W/W	POINT SPRING & DRIVESHAFT CO	1,128.50	
629488	08/29/2019	W/W	POSITIVE PROMOTIONS, INC	405.88	
629489	08/29/2019	W/W	PRO-ED, INC.	349.80	
629490	08/29/2019	W/W	QUILL CORPORATION	198.52	
629491	08/29/2019	W/W	RAFCOMM, INC.	343.73	
629492	08/29/2019	W/W	REALLY GOOD STUFF LLC	380.05	
629493	08/29/2019	W/W	REINHARDT SUPPLY COMPANY	3,291.46	
629494	08/29/2019	W/W	RICHARD'S WHOLESALE FENCE CO	1,619.35	
629495	08/29/2019	W/W	RJ VERNAK REFRIGERATION	1,017.85	
629496	08/29/2019	W/W	ROBERTA GANGL	115.68	
629497	08/29/2019	W/W	ROWLEYS WHOLESALE	392.75	
629498	08/29/2019	W/W	ROYAL FIREWORKS PUBLISHING CO.	715.50	

Date: 9/10/2019

C H E C K R E G I S T E R
Processing Month: August 2019
MEDINA CITY SCHOOL DISTRICT

Page: 9
(CHKREG)

Check#	Check Date	Org Sta	Vendor Paid	Check Amount	Status Date
629499	08/29/2019	W/W	SANDRA DOWNEY	25.87	
629500	08/29/2019	W/W	INFLATABLE IMAGES	3,983.72	
629501	08/29/2019	W/W	SCHOLASTIC MAGAZINES	1,459.13	
629502	08/29/2019	W/W	SCHOOL SPECIALTY, INC	2,443.83	
629503	08/29/2019	W/W	SCHOOLHOUSE ELECTRONICS LLC	2,400.00	
629504	08/29/2019	W/W	SCHOOLMATE	184.00	
629505	08/29/2019	W/W	SCOTT SCRIVEN LLP	3,479.00	
629506	08/29/2019	W/R	SENDERO THERAPIES, INC.	2,790.00	08/30/2019
629507	08/29/2019	W/W	SMETZER'S TIRE CENTER, INC.	2,123.40	
629508	08/29/2019	W/W	SMITH BROTHERS INC.	264.00	
629509	08/29/2019	W/W	SPORTSWORLD	4,232.50	
629510	08/29/2019	W/W	STACY M FARRENHOLZ	365.00	
629511	08/29/2019	W/W	STANTON'S SHEET MUSIC INC	501.68	
629512	08/29/2019	W/W	STAPLES INC	137.86	
629513	08/29/2019	W/W	STERLING FARM EQUIPMENT	345.06	
629514	08/29/2019	W/W	STEVEN BRIAN HARRIS	2,900.00	
629515	08/29/2019	W/W	STUDIES WEEKLY, INC	182.85	
629516	08/29/2019	W/W	SUBURBAN SCHOOL	21,138.00	
629517	08/29/2019	W/W	SUPECK SEPTIC SERVICES, LLC.	173.33	
629518	08/29/2019	W/W	SUPERIOR PETROLEUM EQUIPMENT	300.83	
629519	08/29/2019	W/W	TALBERT'S COMMERCIAL PRODUCTS	6,437.77	
629520	08/29/2019	W/R	TECHNOLOGY ENGINEERING	61,892.00	08/30/2019
629521	08/29/2019	W/W	TIERNEY BROTHERS, INC.	462.70	
629522	08/29/2019	W/W	TIFFIN COLUMBIA HIGH SCHOOL	280.00	
629523	08/29/2019	W/W	TES THERAPY	5,794.20	
629524	08/29/2019	W/W	AUDITOR OF STATE'S OFFICE	541.00	
629525	08/29/2019	W/W	OHIO DEPARTMENT OF COMMERCE	668.50	
629526	08/29/2019	W/W	UNITY SCHOOL BUS PARTS	529.25	
629527	08/29/2019	W/W	URSULINE BOYS GOLF	250.00	
629528	08/29/2019	W/W	USI EDUCATION & GOVT SALES	115.68	
629529	08/29/2019	W/W	VERIZON BUSINESS	700.15	
629530	08/29/2019	W/W	VICKI HANNAH	270.28	
629531	08/29/2019	W/W	VOYAGER SOPRIS LEARNING, INC	56.47	
629532	08/29/2019	W/W	W.B. MASON CO., INC.	717.43	
629533	08/29/2019	W/W	WENDY GOOD	89.36	
629534	08/29/2019	W/W	WEST MUSIC COMPANY INC	70.60	
629535	08/29/2019	W/W	WILLIAM H SADLIER, INC.	6,589.09	
629536	08/29/2019	W/W	WOLFF BROS. SUPPLY, INC.	3,549.35	
629537	08/29/2019	W/W	WOOSTER HIGH SCHOOL	250.00	
629538	08/29/2019	W/W	WORLD TRUCK TOWING &	846.03	
629539	08/29/2019	W/W	ZANER-BLOSER, INC	4,522.72	
629540	08/30/2019	B/B	JILL KARR	57.00	
629541	08/30/2019	B/B	MARSHALL LARIBEE	100.00	
629542	08/30/2019	B/B	MARTHA ROMERO	42.30	
629543	08/30/2019	B/B	NATALIE SANTIVASCI	153.45	
629544	08/30/2019	B/B	NELSON WEBER	18.75	
942420	08/02/2019	C/C	MEMO -MEDINA CITY SCHOOLS	1,887,055.75	
942421	08/02/2019	C/C	MEMO -MEDINA CITY SCHOOLS	3,032.77	
942422	08/16/2019	C/C	MEMO -MEDINA CITY SCHOOLS	1,979,842.59	
942423	08/30/2019	C/C	MEMO -MEDINA CITY SCHOOLS	2,079,548.99	

Total Checks Issued

\$ 10,176,531.29

Date: 09/11/18
Time: 9:39 am

MEDINA CITY SCHOOL DISTRICT
Appropriation Account Summary
SORTED BY FUND-SCC

Page: 1
(APPSUM)

FYTD Appropriated	Prior FY Carryover Encumbrances	FYTD Expendable	FYTD Actual Expenditures	MTD Actual Expenditures	Current Encumbrances	FYTD Unencumbered Balance	FYTD Percent Exp/Enc
*****TOTAL FOR FUND-SCC 001 0000 (GENERAL FUND):							
76,772,901.21	723,414.76	77,496,315.97	13,738,147.90	7,552,484.45	2,788,466.69	60,969,701.38	21.33
=====							
*****TOTAL FOR FUND-SCC 002 0000 (BOND RETIREMENT):							
1,408,750.00	0.00	1,408,750.00	0.00	0.00	0.00	1,408,750.00	0.00
=====							
*****TOTAL FOR FUND-SCC 002 9000 (BOND RETIREMENT - NEW ELEM/SR HIGH):							
4,269,786.50	0.00	4,269,786.50	0.00	0.00	0.00	4,269,786.50	0.00
=====							
*****TOTAL FOR FUND-SCC 002 9012 (LOCAL SALES TAX RETIREMENT OF COPS):							
1,742,687.50	0.00	1,742,687.50	1,250.00	0.00	0.00	1,741,437.50	0.07
=====							
*****TOTAL FOR FUND-SCC 002 9014 (CONSOLIDATION - ENERGY & TRANSP NOTES):							
344,806.25	0.00	344,806.25	0.00	0.00	0.00	344,806.25	0.00
=====							
*****TOTAL FOR FUND-SCC 003 0000 (PERMANENT IMPROVEMENT FUND):							
126,628.88	0.00	126,628.88	0.00	0.00	0.00	126,628.88	0.00
=====							
*****TOTAL FOR FUND-SCC 003 9000 (PERMANENT IMPROVEMENT FUND):							
989.14	0.00	989.14	0.00	0.00	0.00	989.14	0.00
=====							
*****TOTAL FOR FUND-SCC 003 9001 (MEDINA CITY REC CENTER-PERMANENT IMPROV.):							
166,000.00	13,957.50	179,957.50	12,205.76	12,205.76	37,266.94	130,484.80	27.49
=====							
*****TOTAL FOR FUND-SCC 006 0000 (LUNCHROOM FUND):							
2,535,200.00	16,398.18	2,551,598.18	261,882.13	163,903.33	220,943.46	2,068,772.59	18.92
=====							
*****TOTAL FOR FUND-SCC 007 9004 (COLLINS SCHOLARSHIP/POST-GRADUATE):							
16,000.00	0.00	16,000.00	0.00	0.00	0.00	16,000.00	0.00
=====							

Date: 09/11/18
Time: 9:39 am

MEDINA CITY SCHOOL DISTRICT
Appropriation Account Summary
SORTED BY FUND-SCC

Page: 2
(APPSUM)

FYTD Appropriated	Prior FY Carryover Encumbrances	FYTD Expendable	FYTD Actual Expenditures	MTD Actual Expenditures	Current Encumbrances	FYTD Unencumbered Balance	FYTD Percent Exp/Enc
*****TOTAL FOR FUND-SCC 007 9111 (CHARLES STANGEL SCHOLARSHIP FUND):							
1,000.00	0.00	1,000.00	0.00	0.00	0.00	1,000.00	0.00
=====							
*****TOTAL FOR FUND-SCC 007 9333 (RIOS STUDENT LEADER SCHOLAR.):							
5,000.00	0.00	5,000.00	0.00	0.00	0.00	5,000.00	0.00
=====							
*****TOTAL FOR FUND-SCC 008 9002 (KANEHL MUSIC TRUST):							
250.00	0.00	250.00	0.00	0.00	0.00	250.00	0.00
=====							
*****TOTAL FOR FUND-SCC 008 9003 (RICHARD HOFFMAN COLLINS MEMORIAL SCHOLARSHIP):							
40,000.00	0.00	40,000.00	0.00	0.00	0.00	40,000.00	0.00
=====							
*****TOTAL FOR FUND-SCC 008 9112 (ELAINE BUSHMAN FUND):							
500.00	0.00	500.00	0.00	0.00	0.00	500.00	0.00
=====							
*****TOTAL FOR FUND-SCC 009 9000 (STAR):							
30,243.50	0.00	30,243.50	0.00	0.00	0.00	30,243.50	0.00
=====							
*****TOTAL FOR FUND-SCC 009 9110 (UNIFORM SUPPLIES GARFIELD):							
6,716.40	0.00	6,716.40	217.06	217.06	2,532.94	3,966.40	40.94
=====							
*****TOTAL FOR FUND-SCC 009 9120 (UNIFORM SUPPLIES - CANAVAN):							
10,615.30	0.00	10,615.30	465.18	465.18	1,534.82	8,615.30	18.84
=====							
*****TOTAL FOR FUND-SCC 009 9130 (UNIFORM SUPPLIES - FENN):							
12,818.40	0.00	12,818.40	1,123.15	1,123.15	10,106.99	1,588.26	87.61
=====							
*****TOTAL FOR FUND-SCC 009 9140 (UNIFORM SUPPLIES - HERITAGE):							
9,383.70	155.74	9,539.44	318.90	163.16	4,028.99	5,191.55	45.58
=====							

Date: 09/11/18
Time: 9:39 am

MEDINA CITY SCHOOL DISTRICT
Appropriation Account Summary
SORTED BY FUND-SCC

Page: 3
(APPSUM)

FYTD Appropriated	Prior FY Carryover Encumbrances	FYTD Expendable	FYTD Actual Expenditures	MTD Actual Expenditures	Current Encumbrances	FYTD Unencumbered Balance	FYTD Percent Exp/Enc
*****TOTAL FOR FUND-SCC 009 9160 (UNIFORM SUPPLIES - BLAKE):							
12,485.70	75.40	12,561.10	966.59	966.59	2,951.56	8,642.95	31.19
=====							
*****TOTAL FOR FUND-SCC 009 9170 (UNIFORM SUPPLIES - RALPH WAITE ELEMENTARY):							
13,866.40	732.71	14,599.11	437.27	437.27	4,897.25	9,264.59	36.54
=====							
*****TOTAL FOR FUND-SCC 009 9180 (UNIFORM SUPPLIES - ELIZA NORTHROP ELEMENTARY):							
12,386.90	0.00	12,386.90	309.08	309.08	1,713.37	10,364.45	16.33
=====							
*****TOTAL FOR FUND-SCC 009 9200 (UNIFORM SUPPLIES - CLAGGETT MIDDLE SCHOOL):							
25,646.40	37.82	25,684.22	4,132.01	4,125.02	27,588.56	6,036.35-	123.50
=====							
*****TOTAL FOR FUND-SCC 009 9210 (UNIFORM SUPPLIES - A.I. ROOT MIDDLE SCHOOL):							
26,867.40	56.86	26,924.26	1,801.06	1,801.06	22,957.67	2,165.53	91.96
=====							
*****TOTAL FOR FUND-SCC 009 9300 (UNIFORM SUPPLIES - SENIOR HIGH SCHOOL):							
197,400.00	2,195.68	199,595.68	31,957.01	31,495.83	141,793.82	25,844.85	87.05
=====							
*****TOTAL FOR FUND-SCC 014 9016 (MEDINA CNTY JUV DET CNTR):							
291,335.38	0.00	291,335.38	53,303.00	31,093.67	0.00	238,032.38	18.30
=====							
*****TOTAL FOR FUND-SCC 014 9116 (EVOLVE):							
771,267.00	7,179.89	778,446.89	101,362.54	64,489.05	13,550.83	663,533.52	14.76
=====							
*****TOTAL FOR FUND-SCC 016 0000 (EMERGENCY LEVY):							
5,372,569.00	12,737.28	5,385,306.28	566,176.07	331,516.25	14,000.00	4,805,130.21	10.77
=====							
*****TOTAL FOR FUND-SCC 018 9110 (PRINCIPAL'S FUND - GARFIELD):							
9,900.00	75.00	9,975.00	392.96	317.96	2,482.04	7,100.00	28.82
=====							

Date: 09/11/18
Time: 9:39 am

MEDINA CITY SCHOOL DISTRICT
Appropriation Account Summary
SORTED BY FUND-SCC

Page: 4
(APPSUM)

FYTD Appropriated	Prior FY Carryover Encumbrances	FYTD Expendable	FYTD Actual Expenditures	MTD Actual Expenditures	Current Encumbrances	FYTD Unencumbered Balance	FYTD Percent Exp/Enc
*****TOTAL FOR FUND-SCC 018 9113 (GARFIELD MEDIA CENTER):							
3,500.00	0.00	3,500.00	0.00	0.00	0.00	3,500.00	0.00
=====							
*****TOTAL FOR FUND-SCC 018 9120 (PRINCIPAL - CANAVAN):							
13,720.00	1,764.50	15,484.50	2,294.75	2,294.75	7,103.71	6,086.04	60.70
=====							
*****TOTAL FOR FUND-SCC 018 9123 (BOOK FAIR - CANAVAN):							
8,000.00	0.00	8,000.00	0.00	0.00	8,000.00	0.00	100.00
=====							
*****TOTAL FOR FUND-SCC 018 9130 (PRINCIPAL - FENN):							
30,000.00	663.94	30,663.94	1,469.01	744.92	9,489.77	19,705.16	35.74
=====							
*****TOTAL FOR FUND-SCC 018 9132 (FENN SCHOOL STORE):							
750.00	0.00	750.00	50.00	50.00	250.00	450.00	40.00
=====							
*****TOTAL FOR FUND-SCC 018 9133 (BOOK FAIR - FENN):							
250.00	0.00	250.00	0.00	0.00	0.00	250.00	0.00
=====							
*****TOTAL FOR FUND-SCC 018 9135 (MEDINA SKI TEAM - DISTRICTWIDE):							
7,000.00	0.00	7,000.00	0.00	0.00	0.00	7,000.00	0.00
=====							
*****TOTAL FOR FUND-SCC 018 9140 (PRINCIPAL'S FUND - HERITAGE):							
23,450.00	619.30	24,069.30	3,200.00	3,200.00	1,619.30	19,250.00	20.02
=====							
*****TOTAL FOR FUND-SCC 018 9143 (HERITAGE MEDIA CENTER):							
6,000.00	0.00	6,000.00	0.00	0.00	6,000.00	0.00	100.00
=====							
*****TOTAL FOR FUND-SCC 018 9160 (PRINCIPAL'S FUND - H G BLAKE):							
25,100.00	383.83	25,483.83	1,274.01	1,199.86	3,615.93	20,593.89	19.19
=====							

Date: 09/11/18
Time: 9:39 am

MEDINA CITY SCHOOL DISTRICT
Appropriation Account Summary
SORTED BY FUND-SCC

Page: 5
(APPSUM)

FYTD Appropriated	Prior FY Carryover Encumbrances	FYTD Expendable	FYTD Actual Expenditures	MTD Actual Expenditures	Current Encumbrances	FYTD Unencumbered Balance	FYTD Percent Exp/Enc
*****TOTAL FOR FUND-SCC 018 9161 (LEADER IN ME - BLAKE):							
7,300.00	0.00	7,300.00	0.00	0.00	0.00	7,300.00	0.00
=====							
*****TOTAL FOR FUND-SCC 018 9162 (BLAKE RUNNING CLUB):							
200.00	0.00	200.00	0.00	0.00	0.00	200.00	0.00
=====							
*****TOTAL FOR FUND-SCC 018 9163 (BLAKE MEDIA CENTER):							
9,500.00	0.00	9,500.00	50.00	50.00	0.00	9,450.00	0.53
=====							
*****TOTAL FOR FUND-SCC 018 9170 (PRINCIPALS FUND - RALPH WAITE ELEMENTARY):							
19,800.00	1,033.32	20,833.32	281.98	150.00	1,960.34	18,591.00	10.76
=====							
*****TOTAL FOR FUND-SCC 018 9173 (MEDIA CENTER RALPH WAITE ELEMENTARY):							
10,000.00	2,377.13	12,377.13	0.00	0.00	2,377.13	10,000.00	19.21
=====							
*****TOTAL FOR FUND-SCC 018 9180 (PRINCIPALS FUND ELIZA NORTHROP ELEMENTARY):							
23,600.00	641.82	24,241.82	200.00	200.00	7,400.00	16,641.82	31.35
=====							
*****TOTAL FOR FUND-SCC 018 9181 (NORTHROP ELEMENTARY SCHOOL STORE):							
500.00	0.00	500.00	50.00	50.00	0.00	450.00	10.00
=====							
*****TOTAL FOR FUND-SCC 018 9183 (MEDIA CENTER ELIZA NORTHROP ELEMENTARY):							
5,000.00	3,000.00	8,000.00	2,954.75	2,954.75	0.00	5,045.25	36.93
=====							
*****TOTAL FOR FUND-SCC 018 9200 (PRINCIPAL'S FUND - CLAGGETT M.S.):							
30,500.00	1,491.33	31,991.33	1,444.36	811.07	3,619.46	26,927.51	15.83
=====							
*****TOTAL FOR FUND-SCC 018 9203 (CLAGGETT M.S. MEDIA CENTER):							
3,200.00	0.00	3,200.00	0.00	0.00	0.00	3,200.00	0.00
=====							

Date: 09/11/18
Time: 9:39 am

MEDINA CITY SCHOOL DISTRICT
Appropriation Account Summary
SORTED BY FUND-SCC

Page: 6
(APPSUM)

FYTD Appropriated	Prior FY Carryover Encumbrances	FYTD Expendable	FYTD Actual Expenditures	MTD Actual Expenditures	Current Encumbrances	FYTD Unencumbered Balance	FYTD Percent Exp/Enc
*****TOTAL FOR FUND-SCC 018 9210 (PRINCIPAL'S FUND - ROOT M.S.):							
42,000.00	4,512.67	46,512.67	1,749.99	500.00	14,422.67	30,340.01	34.77
=====							
*****TOTAL FOR FUND-SCC 018 9211 (ROOT M.S. MEDIA CENTER):							
5,100.00	0.00	5,100.00	50.00	50.00	0.00	5,050.00	0.98
=====							
*****TOTAL FOR FUND-SCC 018 9300 (PRINCIPAL'S FUND - SENIOR HIGH):							
41,000.00	7,619.86	48,619.86	4,367.74	3,774.88	42,101.22	2,150.90	95.58
=====							
*****TOTAL FOR FUND-SCC 018 9303 (PERFORMING ARTS):							
63,350.00	24,503.78	87,853.78	7,989.41	1,564.09	77,808.14	2,056.23	97.66
=====							
*****TOTAL FOR FUND-SCC 018 9304 (BUZZ):							
13,850.00	4,899.23	18,749.23	1,095.15	1,095.15	17,654.08	0.00	100.00
=====							
*****TOTAL FOR FUND-SCC 018 9901 (PUBLIC SCHOOL SUPPORT - INSTRUCTION DEPT.):							
3,374.86	2,580.94	5,955.80	4,854.32	7,902.09-	0.00	1,101.48	81.51
=====							
*****TOTAL FOR FUND-SCC 018 9906 (COMMUNICATIONS - PUBLIC SCHOOL SUPPORT):							
2,362.00	29.79	2,391.79	0.00	0.00	0.00	2,391.79	0.00
=====							
*****TOTAL FOR FUND-SCC 018 9916 (SPIRIT NIGHT):							
3,500.00	0.00	3,500.00	0.00	0.00	2,000.00	1,500.00	57.14
=====							
*****TOTAL FOR FUND-SCC 018 9917 (BICENTENNIAL):							
677.00	0.00	677.00	0.00	0.00	385.60	291.40	56.96
=====							
*****TOTAL FOR FUND-SCC 018 9918 (FAMILY FIRST):							
1,000.00	0.00	1,000.00	0.00	0.00	0.00	1,000.00	0.00
=====							

Date: 09/11/18
Time: 9:39 am

MEDINA CITY SCHOOL DISTRICT
Appropriation Account Summary
SORTED BY FUND-SCC

Page: 7
(APPSUM)

FYTD Appropriated	Prior FY Carryover Encumbrances	FYTD Expendable	FYTD Actual Expenditures	MTD Actual Expenditures	Current Encumbrances	FYTD Unencumbered Balance	FYTD Percent Exp/Enc
*****TOTAL FOR FUND-SCC 019 9000 (ADAMH GRANT):							
6,900.00	0.00	6,900.00	0.00	0.00	900.00	6,000.00	13.04
=====							
*****TOTAL FOR FUND-SCC 019 9008 (MCDAC GRANT FY18):							
0.00	0.00	0.00	0.00	12,733.70-	0.00	0.00	0.00
=====							
*****TOTAL FOR FUND-SCC 019 9009 (MCDAC GRANT FY19):							
82,368.00	0.00	82,368.00	4,833.69	4,833.69	0.00	77,534.31	5.87
=====							
*****TOTAL FOR FUND-SCC 020 9001 (TRANSPORTATION ENTERPRISE):							
20,000.00	1,931.26	21,931.26	4,076.31	2,140.05	3,859.95	13,995.00	36.19
=====							
*****TOTAL FOR FUND-SCC 022 9000 (Unclaimed funds):							
10,000.00	0.00	10,000.00	156.24	0.00	4,843.76	5,000.00	50.00
=====							
*****TOTAL FOR FUND-SCC 022 9300 (OH HIGH SCHOOL ATH ASSOC FUND):							
60,000.00	0.00	60,000.00	0.00	0.00	0.00	60,000.00	0.00
=====							
*****TOTAL FOR FUND-SCC 024 9001 (MEDICAL AND DRUG/SELF INSURANCE FUNDS):							
8,271,000.00	0.00	8,271,000.00	1,749,322.62	793,087.23	1,105,177.38	5,416,500.00	34.51
=====							
*****TOTAL FOR FUND-SCC 024 9002 (DENTAL SELF INSURANCE FUNDS):							
675,000.00	0.00	675,000.00	111,726.42	55,884.73	58,273.58	505,000.00	25.19
=====							
*****TOTAL FOR FUND-SCC 024 9094 (FLEX PRO):							
190,000.00	362.60	190,362.60	17,725.66	7,704.39	26,380.19	146,256.75	23.17
=====							
*****TOTAL FOR FUND-SCC 027 0000 (WORKMANS COMP.-SELF INS):							
206,000.00	0.00	206,000.00	35,955.36	14,972.65	102,991.16	67,053.48	67.45
=====							

Date: 09/11/18
Time: 9:39 am

MEDINA CITY SCHOOL DISTRICT
Appropriation Account Summary
SORTED BY FUND-SCC

Page: 8
(APPSUM)

FYTD Appropriated	Prior FY Carryover Encumbrances	FYTD Expendable	FYTD Actual Expenditures	MTD Actual Expenditures	Current Encumbrances	FYTD Unencumbered Balance	FYTD Percent Exp/Enc
*****TOTAL FOR FUND-SCC 071 9013 (LOCAL SALES TAX PERMANENT IMPROVEMENTS):							
3,669,687.50	154,962.28	3,824,649.78	437,046.15	175,350.41	1,035,612.38	2,351,991.25	38.50
=====							
*****TOTAL FOR FUND-SCC 200 9110 (GARFIELD STUDENT COUNCIL/K-KIDS CLUB):							
1,500.00	0.00	1,500.00	0.00	0.00	400.00	1,100.00	26.67
=====							
*****TOTAL FOR FUND-SCC 200 9111 (GARFIELD CHESS CLUB):							
200.00	0.00	200.00	0.00	0.00	0.00	200.00	0.00
=====							
*****TOTAL FOR FUND-SCC 200 9121 (ELLA CANAVAN STUDENT COUNCIL):							
390.00	0.00	390.00	0.00	0.00	200.00	190.00	51.28
=====							
*****TOTAL FOR FUND-SCC 200 9185 (K-KIDS KIWANIS ACTIVITY CLUB-NORTHROP):							
2,500.00	0.00	2,500.00	0.00	0.00	1,000.00	1,500.00	40.00
=====							
*****TOTAL FOR FUND-SCC 200 9202 (CLAGGETT MIDDLE SCH. STUDENT COUNCIL):							
4,814.00	0.00	4,814.00	0.00	0.00	3,600.00	1,214.00	74.78
=====							
*****TOTAL FOR FUND-SCC 200 9205 (CLAGGETT MIDDLE SCH. BUILDERS CLUB):							
300.00	0.00	300.00	162.00	162.00	0.00	138.00	54.00
=====							
*****TOTAL FOR FUND-SCC 200 9209 (CLAGGETT MIDDLE SCHOOL DRAMA CLUB):							
6,000.00	0.00	6,000.00	0.00	0.00	0.00	6,000.00	0.00
=====							
*****TOTAL FOR FUND-SCC 200 9253 (BUILDERS' CLUB - ROOT M.S.):							
250.00	0.00	250.00	0.00	0.00	250.00	0.00	100.00
=====							
*****TOTAL FOR FUND-SCC 200 9254 (HONORS ACADEMY - ROOT):							
4,150.00	37.33	4,187.33	0.00	0.00	2,037.33	2,150.00	48.65
=====							

Date: 09/11/18
Time: 9:39 am

MEDINA CITY SCHOOL DISTRICT
Appropriation Account Summary
SORTED BY FUND-SCC

Page: 9
(APPSUM)

FYTD Appropriated	Prior FY Carryover Encumbrances	FYTD Expendable	FYTD Actual Expenditures	MTD Actual Expenditures	Current Encumbrances	FYTD Unencumbered Balance	FYTD Percent Exp/Enc
*****TOTAL FOR FUND-SCC 200 9256 (DRAMA CLUB - ROOT M.S.):							
3,826.00	0.00	3,826.00	0.00	0.00	1,913.00	1,913.00	50.00
=====							
*****TOTAL FOR FUND-SCC 200 9258 (STUDENT COUNCIL - ROOT M.S.):							
2,000.00	103.88	2,103.88	7.00-	0.00	2,103.88	7.00	99.67
=====							
*****TOTAL FOR FUND-SCC 200 9301 (YOUNG AMERICANS FOR FREEDOM):							
3,200.00	0.00	3,200.00	0.00	0.00	3,095.00	105.00	96.72
=====							
*****TOTAL FOR FUND-SCC 200 9302 (ART CLUB):							
200.00	0.00	200.00	0.00	0.00	200.00	0.00	100.00
=====							
*****TOTAL FOR FUND-SCC 200 9303 (CULTURAL EXPLORATION):							
200.00	0.00	200.00	0.00	0.00	200.00	0.00	100.00
=====							
*****TOTAL FOR FUND-SCC 200 9305 (CHEMCLUB):							
900.00	0.00	900.00	0.00	0.00	900.00	0.00	100.00
=====							
*****TOTAL FOR FUND-SCC 200 9306 (OPERATION SMILE):							
170.00	0.00	170.00	0.00	0.00	170.00	0.00	100.00
=====							
*****TOTAL FOR FUND-SCC 200 9307 (CHOIR):							
29,000.00	23,306.57	52,306.57	1,071.63	1,071.63	29,000.00	22,234.94	57.49
=====							
*****TOTAL FOR FUND-SCC 200 9309 (IMPROV CLUB):							
4,300.00	0.00	4,300.00	0.00	0.00	4,300.00	0.00	100.00
=====							
*****TOTAL FOR FUND-SCC 200 9312 (DRAMA CLUB):							
22,000.00	898.89	22,898.89	939.04	40.15	21,959.85	0.00	100.00
=====							

Date: 09/11/18
Time: 9:39 am

MEDINA CITY SCHOOL DISTRICT
Appropriation Account Summary
SORTED BY FUND-SCC

Page: 10
(APPSUM)

FYTD Appropriated	Prior FY Carryover Encumbrances	FYTD Expendable	FYTD Actual Expenditures	MTD Actual Expenditures	Current Encumbrances	FYTD Unencumbered Balance	FYTD Percent Exp/Enc
*****TOTAL FOR FUND-SCC 200 9318 (GIRLS LEADERSHIP CLUB):							
250.00	0.00	250.00	0.00	0.00	250.00	0.00	100.00
=====							
*****TOTAL FOR FUND-SCC 200 9321 (KEY CLUB):							
10,000.00	5,496.19	15,496.19	409.21	0.00	15,086.98	0.00	100.00
=====							
*****TOTAL FOR FUND-SCC 200 9323 (MEDINAMITE):							
3,000.00	0.00	3,000.00	0.00	0.00	3,000.00	0.00	100.00
=====							
*****TOTAL FOR FUND-SCC 200 9324 (MEDINIAN):							
11,900.00	2,108.28	14,008.28	0.00	0.00	13,993.97	14.31	99.90
=====							
*****TOTAL FOR FUND-SCC 200 9325 (MHS BAND):							
25,000.00	0.00	25,000.00	671.35	0.00	25,000.00	671.35-	102.69
=====							
*****TOTAL FOR FUND-SCC 200 9326 (NATIONAL HONOR SOCIETY):							
3,500.00	0.00	3,500.00	0.00	0.00	3,500.00	0.00	100.00
=====							
*****TOTAL FOR FUND-SCC 200 9327 (ORCHESTRA):							
3,000.00	0.00	3,000.00	0.00	0.00	3,000.00	0.00	100.00
=====							
*****TOTAL FOR FUND-SCC 200 9330 (SCIENCE OLYMPIAD CLUB):							
1,720.00	0.00	1,720.00	380.00	380.00	1,340.00	0.00	100.00
=====							
*****TOTAL FOR FUND-SCC 200 9333 (STUDENT COUNCIL):							
43,000.00	3,121.27	46,121.27	11,656.80	6,942.19	34,657.81	193.34-	100.42
=====							
*****TOTAL FOR FUND-SCC 200 9335 (LATIN CLUB):							
5,000.00	0.00	5,000.00	0.00	0.00	5,000.00	0.00	100.00
=====							

Date: 09/11/18
Time: 9:39 am

MEDINA CITY SCHOOL DISTRICT
Appropriation Account Summary
SORTED BY FUND-SCC

Page: 11
(APPSUM)

FYTD Appropriated	Prior FY Carryover Encumbrances	FYTD Expendable	FYTD Actual Expenditures	MTD Actual Expenditures	Current Encumbrances	FYTD Unencumbered Balance	FYTD Percent Exp/Enc
*****TOTAL FOR FUND-SCC 200 9337 (AMERICAN SIGN LANGUAGE CLUB):							
80.00	0.00	80.00	0.00	0.00	0.00	80.00	0.00
=====							
*****TOTAL FOR FUND-SCC 200 9339 (SPEECH/DEBATE CLUB):							
32,500.00	2,422.88	34,922.88	239.36	0.00	32,500.00	2,183.52	93.75
=====							
*****TOTAL FOR FUND-SCC 200 9340 (S. A. D. D.):							
1,000.00	0.00	1,000.00	0.00	0.00	1,000.00	0.00	100.00
=====							
*****TOTAL FOR FUND-SCC 200 9346 (PENGUIN BOWL/NOSEB):							
600.00	0.00	600.00	0.00	0.00	600.00	0.00	100.00
=====							
*****TOTAL FOR FUND-SCC 200 9350 (TECHNOLOGY CLUB):							
3,600.00	145.73	3,745.73	0.00	0.00	3,745.73	0.00	100.00
=====							
*****TOTAL FOR FUND-SCC 200 9352 (VIDEO CLUB - SR HI):							
6,000.00	0.00	6,000.00	200.80	200.80	5,799.20	0.00	100.00
=====							
*****TOTAL FOR FUND-SCC 200 9353 (CHINESE CLUB):							
100.00	0.00	100.00	0.00	0.00	100.00	0.00	100.00
=====							
*****TOTAL FOR FUND-SCC 200 9355 (GENDER AND SEXUALITY ALLIANCE):							
400.00	0.00	400.00	0.00	0.00	0.00	400.00	0.00
=====							
*****TOTAL FOR FUND-SCC 200 9380 (V O F T):							
25,000.00	15,639.11	40,639.11	0.00	0.00	40,639.11	0.00	100.00
=====							
*****TOTAL FOR FUND-SCC 200 9418 (CLASS OF 2018):							
0.00	5,817.11	5,817.11	5,655.24	0.00	0.00	161.87	97.22
=====							

Date: 09/11/18
Time: 9:39 am

MEDINA CITY SCHOOL DISTRICT
Appropriation Account Summary
SORTED BY FUND-SCC

Page: 12
(APPSUM)

FYTD Appropriated	Prior FY Carryover Encumbrances	FYTD Expendable	FYTD Actual Expenditures	MTD Actual Expenditures	Current Encumbrances	FYTD Unencumbered Balance	FYTD Percent Exp/Enc
*****TOTAL FOR FUND-SCC 200 9419 (CLASS OF 2019):							
5,700.00	4,919.39	10,619.39	575.57-	0.00	10,619.39	575.57	94.58
=====							
*****TOTAL FOR FUND-SCC 200 9420 (CLASS OF 2020):							
47,970.00	0.00	47,970.00	0.00	0.00	47,970.00	0.00	100.00
=====							
*****TOTAL FOR FUND-SCC 200 9421 (CLASS OF 2021):							
4,900.00	0.00	4,900.00	0.00	0.00	3,100.00	1,800.00	63.27
=====							
*****TOTAL FOR FUND-SCC 200 9422 (CLASS OF 2022):							
1,850.00	0.00	1,850.00	0.00	0.00	1,850.00	0.00	100.00
=====							
*****TOTAL FOR FUND-SCC 300 0000 (ATHLETIC FUND):							
410,500.00	23,132.01	433,632.01	74,278.36	19,660.55	94,618.65	264,735.00	38.95
=====							
*****TOTAL FOR FUND-SCC 300 9110 (GARFIELD FIELD TRIPS):							
10,000.00	0.00	10,000.00	100.00	100.00	500.00	9,400.00	6.00
=====							
*****TOTAL FOR FUND-SCC 300 9120 (CANAVAN FIELD TRIP):							
10,695.00	225.00	10,920.00	184.68	0.00	0.00	10,735.32	1.69
=====							
*****TOTAL FOR FUND-SCC 300 9130 (FENN FIELD TRIPS):							
10,000.00	0.00	10,000.00	0.00	0.00	8,000.00	2,000.00	80.00
=====							
*****TOTAL FOR FUND-SCC 300 9140 (HERITAGE FIELD TRIPS):							
6,947.00	0.00	6,947.00	0.00	0.00	0.00	6,947.00	0.00
=====							
*****TOTAL FOR FUND-SCC 300 9160 (BLAKE FIELD TRIPS):							
11,000.00	0.00	11,000.00	263.58-	263.58-	300.00	10,963.58	0.33
=====							

Date: 09/11/18
Time: 9:39 am

MEDINA CITY SCHOOL DISTRICT
Appropriation Account Summary
SORTED BY FUND-SCC

Page: 13
(APPSUM)

FYTD Appropriated	Prior FY Carryover Encumbrances	FYTD Expendable	FYTD Actual Expenditures	MTD Actual Expenditures	Current Encumbrances	FYTD Unencumbered Balance	FYTD Percent Exp/Enc
*****TOTAL FOR FUND-SCC 300 9170 (WAITE FIELD TRIPS):							
42,000.00	0.00	42,000.00	0.00	0.00	10,812.00	31,188.00	25.74
=====							
*****TOTAL FOR FUND-SCC 300 9180 (NORTHROP FIELD TRIPS):							
10,000.00	3,660.00	13,660.00	3,660.00	0.00	0.00	10,000.00	26.79
=====							
*****TOTAL FOR FUND-SCC 300 9201 (CLAGGETT MIDDLE SCH. BAND FUND):							
44,000.00	0.00	44,000.00	0.00	0.00	38,000.00	6,000.00	86.36
=====							
*****TOTAL FOR FUND-SCC 300 9208 (CLAGGETT - 6TH GRADE TRIPS):							
111,500.00	0.00	111,500.00	0.00	0.00	0.00	111,500.00	0.00
=====							
*****TOTAL FOR FUND-SCC 300 9250 (ROOT M.S. BAND FUND):							
18,200.00	0.00	18,200.00	0.00	0.00	18,200.00	0.00	100.00
=====							
*****TOTAL FOR FUND-SCC 300 9253 (ROOT M.S. BEEHIVE):							
850.00	134.97	984.97	87.05	0.00	200.00	697.92	29.14
=====							
*****TOTAL FOR FUND-SCC 300 9258 (ROOT - DISTRICT SUPERVISED ACTIVITIES):							
140,730.00	0.00	140,730.00	0.00	0.00	115,486.25	25,243.75	82.06
=====							
*****TOTAL FOR FUND-SCC 300 9301 (BOWLING CLUB):							
4,000.00	0.00	4,000.00	0.00	0.00	4,000.00	0.00	100.00
=====							
*****TOTAL FOR FUND-SCC 300 9302 (MENS VOLLEYBALL):							
5,900.00	0.00	5,900.00	0.00	0.00	5,100.00	800.00	86.44
=====							
*****TOTAL FOR FUND-SCC 300 9303 (HUDDLE/SHUDDLE):							
2,500.00	0.00	2,500.00	0.00	0.00	2,500.00	0.00	100.00
=====							

Date: 09/11/18
Time: 9:39 am

MEDINA CITY SCHOOL DISTRICT
Appropriation Account Summary
SORTED BY FUND-SCC

Page: 14
(APPSUM)

FYTD Appropriated	Prior FY Carryover Encumbrances	FYTD Expendable	FYTD Actual Expenditures	MTD Actual Expenditures	Current Encumbrances	FYTD Unencumbered Balance	FYTD Percent Exp/Enc
*****TOTAL FOR FUND-SCC 300 9304 (LINK CREW):							
4,500.00	0.00	4,500.00	1,191.52	1,191.52	3,308.48	0.00	100.00
=====							
*****TOTAL FOR FUND-SCC 300 9313 (DRAMA/MUSICAL):							
10,995.00	0.00	10,995.00	0.00	0.00	0.00	10,995.00	0.00
=====							
*****TOTAL FOR FUND-SCC 300 9334 (BEEHIVE CAFE):							
25,500.00	2,938.15	28,438.15	1,524.89	1,372.25	24,584.00	2,329.26	91.81
=====							
*****TOTAL FOR FUND-SCC 300 9410 (SPARKLE CHEERLEADING):							
1,768.10	0.00	1,768.10	0.00	0.00	600.00	1,168.10	33.93
=====							
*****TOTAL FOR FUND-SCC 401 9018 (AUXILIARY FUNDS/ST FRANCIS):							
69,892.75	296.20	70,188.95	21,128.49	10,416.11	0.00	49,060.46	30.10
=====							
*****TOTAL FOR FUND-SCC 401 9019 (AUXILIARY FUNDS/ST FRANCIS):							
385,188.15	0.00	385,188.15	38,582.43	38,368.19	16,674.20	329,931.52	14.35
=====							
*****TOTAL FOR FUND-SCC 401 9038 (AUX FUNDS MCA):							
1,290.67	22,211.32	23,501.99	20,733.29	1,163.87	1,566.95	1,201.75	94.89
=====							
*****TOTAL FOR FUND-SCC 401 9039 (AUX FUNDS MCA):							
164,063.59	0.00	164,063.59	30,932.30	29,452.80	34,581.08	98,550.21	39.93
=====							
*****TOTAL FOR FUND-SCC 401 9048 (AUX FUNDS KIDS COUNTRY):							
550.77	9,060.09	9,610.86	7,603.52	0.00	1,456.89	550.45	94.27
=====							
*****TOTAL FOR FUND-SCC 401 9049 (AUX FUNDS KIDS COUNTRY):							
11,511.37	0.00	11,511.37	0.00	0.00	1,163.82	10,347.55	10.11
=====							

Date: 09/11/18
Time: 9:39 am

MEDINA CITY SCHOOL DISTRICT
Appropriation Account Summary
SORTED BY FUND-SCC

Page: 15
(APPSUM)

FYTD Appropriated	Prior FY Carryover Encumbrances	FYTD Expendable	FYTD Actual Expenditures	MTD Actual Expenditures	Current Encumbrances	FYTD Unencumbered Balance	FYTD Percent Exp/Enc
*****TOTAL FOR FUND-SCC 499 9018 (STRATEGIES SECONDARY TRANSITION):							
0.00	3,129.00	3,129.00	3,129.00	2,728.04	0.00	0.00	100.00
=====							
*****TOTAL FOR FUND-SCC 516 9011 (SIX B FY11):							
4,196.41	0.00	4,196.41	0.00	0.00	0.00	4,196.41	0.00
=====							
*****TOTAL FOR FUND-SCC 516 9018 (TITLE VI-B):							
218,498.29	12,995.75	231,494.04	181,982.35	87,854.30	9,089.58	40,422.11	82.54
=====							
*****TOTAL FOR FUND-SCC 516 9019 (TITLE VI-B):							
1,436,960.66	0.00	1,436,960.66	47,779.92	47,779.92	46,683.71	1,342,497.03	6.57
=====							
*****TOTAL FOR FUND-SCC 572 9018 (TITLE I):							
156,828.67	24,632.47	181,461.14	62,311.89	30,743.38	3,016.60	116,132.65	36.00
=====							
*****TOTAL FOR FUND-SCC 572 9019 (TITLE I):							
461,592.68	0.00	461,592.68	13,759.39	13,759.39	4,050.00	443,783.29	3.86
=====							
*****TOTAL FOR FUND-SCC 572 9118 (TITLE I-D):							
37,349.58	30,330.50	67,680.08	32,466.38	22,676.31	15,310.56	19,903.14	70.59
=====							
*****TOTAL FOR FUND-SCC 572 9119 (TITLE I-D):							
81,538.41	0.00	81,538.41	179.90	89.95	2,589.95	78,768.56	3.40
=====							
*****TOTAL FOR FUND-SCC 587 9018 (PRESCHOOL):							
7,225.13	10,962.06	18,187.19	11,963.57	8,805.25	3,434.06	2,789.56	84.66
=====							
*****TOTAL FOR FUND-SCC 587 9019 (PRESCHOOL):							
39,953.17	0.00	39,953.17	471.77	471.77	1,028.23	38,453.17	3.75
=====							

Date: 09/11/18
Time: 9:39 am

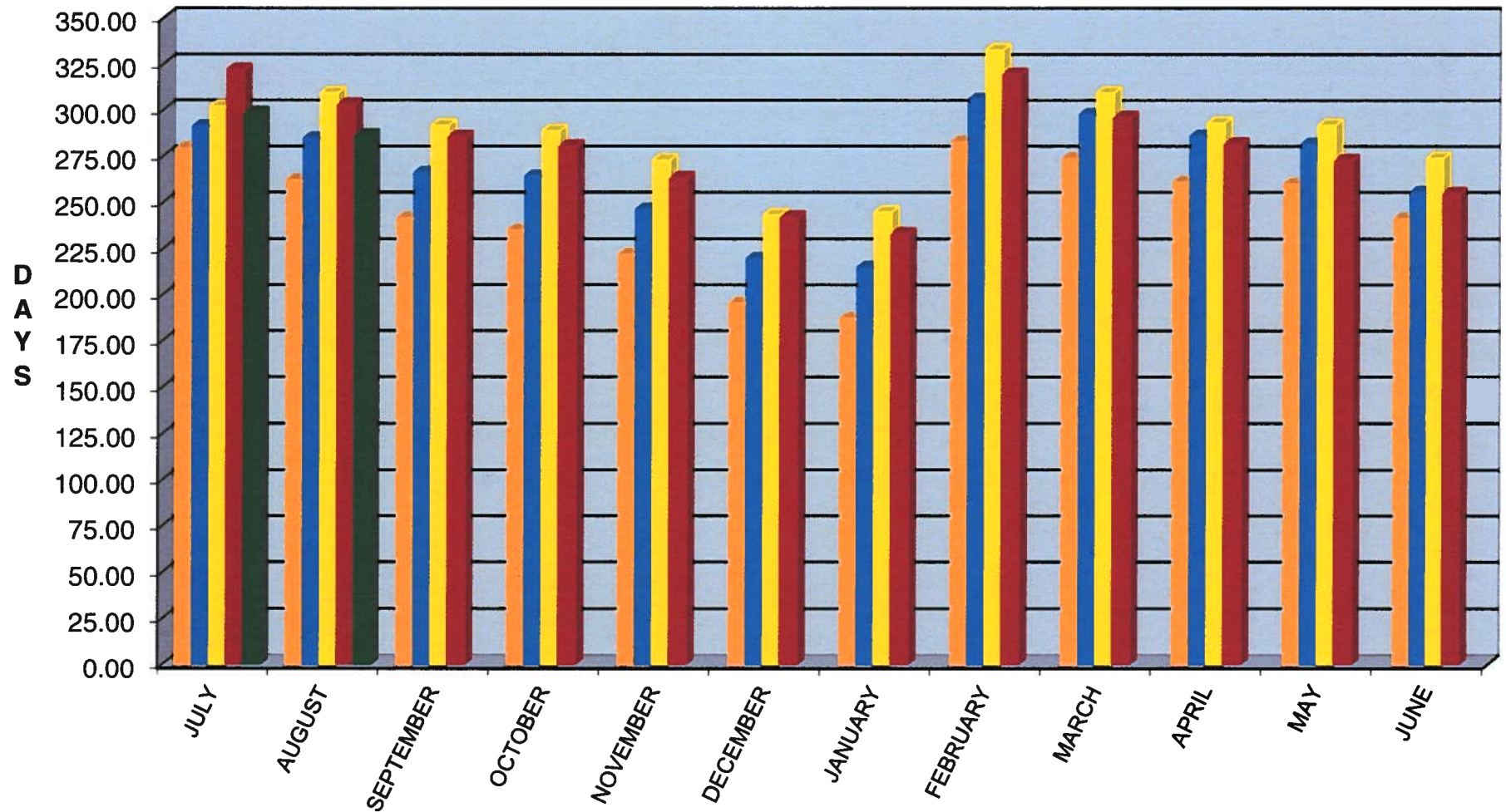
MEDINA CITY SCHOOL DISTRICT
Appropriation Account Summary
SORTED BY FUND-SCC

Page: 16
(APPSUM)

FYTD Appropriated	Prior FY Carryover Encumbrances	FYTD Expendable	FYTD Actual Expenditures	MTD Actual Expenditures	Current Encumbrances	FYTD Unencumbered Balance	FYTD Percent Exp/Enc
*****TOTAL FOR FUND-SCC 590 9018 (TITLE II-A):							
10,422.40	9,793.01	20,215.41	12,749.58	4,376.95	0.00	7,465.83	63.07
=====							
*****TOTAL FOR FUND-SCC 590 9019 (TITLE II-A):							
131,216.24	0.00	131,216.24	17,194.16	17,194.16	20,600.00	93,422.08	28.80
=====							
*****TOTAL FOR FUND-SCC 599 9018 (TITLE IV-A STUDENT SUPPORT AND ACADEMIC ENR):							
0.00	738.14	738.14	738.14	623.02	0.00	0.00	100.00
=====							
*****TOTAL FOR FUND-SCC 599 9019 (TITLE IV-A STUDENT SUPPORT AND ACADEMIC ENR):							
49,428.24	0.00	49,428.24	9,859.12	9,859.12	3,750.00	35,819.12	27.53
=====							
*****GRAND TOTALS:							
112,299,802.60	1,208,649.70	113,508,452.30	17,785,796.57	9,606,360.74	6,655,947.94	89,066,707.79	21.53
=====							

GENERAL FUND-TRUE DAYS CASH

Includes Emergency Levy



FY2016

FY2017

FY2018

FY2019

FY2020