Medina City Schools
General Fund Analysis
December 31, 2014

	2014-2015 Original Estimate (1)	Y-T-D Actual July 2014 - June 2015 (2)	Percent	Variance (3)
Beginning Balance - July 1, 2014		29,376,290.85		0.00
General Fund	26,122,298.67			
Other Funds - Emergency Levy	3,253,992.18			
Revenue	76,211,152.00	38,865,489.80	51.0%	37,345,662.20
	76,211,152.00	**38,865,489.80**		**37,345,662.20**
Expenditures	73,171,112.00	34,833,098.61	47.6%	38,338,013.39
Encumberance	450,000.00	1,670,277.20		-1,220,277.20
	73,621,112.00	**36,503,375.81**		**37,117,736.19**
Ending Balance - June 30, 2015	31,966,330.85	31,738,404.84		227,926.01

Original Estimate revenue, expenditure and encumbrance taken from five-year forecast.
Includes November 2013 Emergency Levy

General Fund Summary

December 2014

Revenues

1. Real Property Taxes – Total Real Property Taxes received from the beginning of the fiscal year until December 31, 2014 is $23,705,249.78. This is an increase of 20.1% above last year's taxes received at this time and is mainly due to the Emergency Levy passage plus the district has revised the receipt to include Public Utility. This was formerly listed under the personal property revenue line. $-0- was collected in December.

2. Personal Property Taxes – Total Personal Property Taxes received from the beginning of the fiscal year until December 31, 2014 is $-0-. These monies were distributed in the past upon settlement from the County Auditor. These monies no longer exist except if the auditor collects on delinquencies. The monies listed over the prior years were Public Utility real property and are being listed with the real property receipts and are figured in the percentage over/under. $-0- was collected in December.

3. State Foundation – State Foundation monies received from the State of Ohio from the beginning of the fiscal year until December 31, 2014 total $9,399,990.56. This is an increase of 6.26% above last year's foundation money received at this time. This includes $179,656.60 in Casino revenues for the year. The current increase is due to payment based upon the Governor's funding formula. $1,531,084.76 was collected in December.

4. Restricted Aid – Restricted Aid monies are for Career Tech, Education Jobs and ARRA funding. Monies received from the beginning of the fiscal year until December 31, 2014 total $3,173.58. The prior year's figure was based upon 2012 and was corrected as the year progressed by the Ohio Department of Education. $528.92 was collected in December.

5. Homestead and Rollback – Monies received from the State of Ohio from the beginning of the fiscal year until December 31, 2014 total $4,399,020.82. Receipts are based upon the real property taxes collected and Homestead filings with the County Auditor. These revenues also include monies for personal property tax loss reimbursement from the State. The State has shifted and reduced the distribution of personal property tax loss reimbursement from August/November/May to November/May. $-0- was collected in December.

6. Other – Other monies received from the beginning of the fiscal year until December 31, 2014 total $1,358,055.06. This is a decrease of 9.6% below last year at this time and is due to large reimbursements from the Bureau of Workers Compensation, Medina County ESC, and SERS in FY14. $123,085.89 was collected in December.

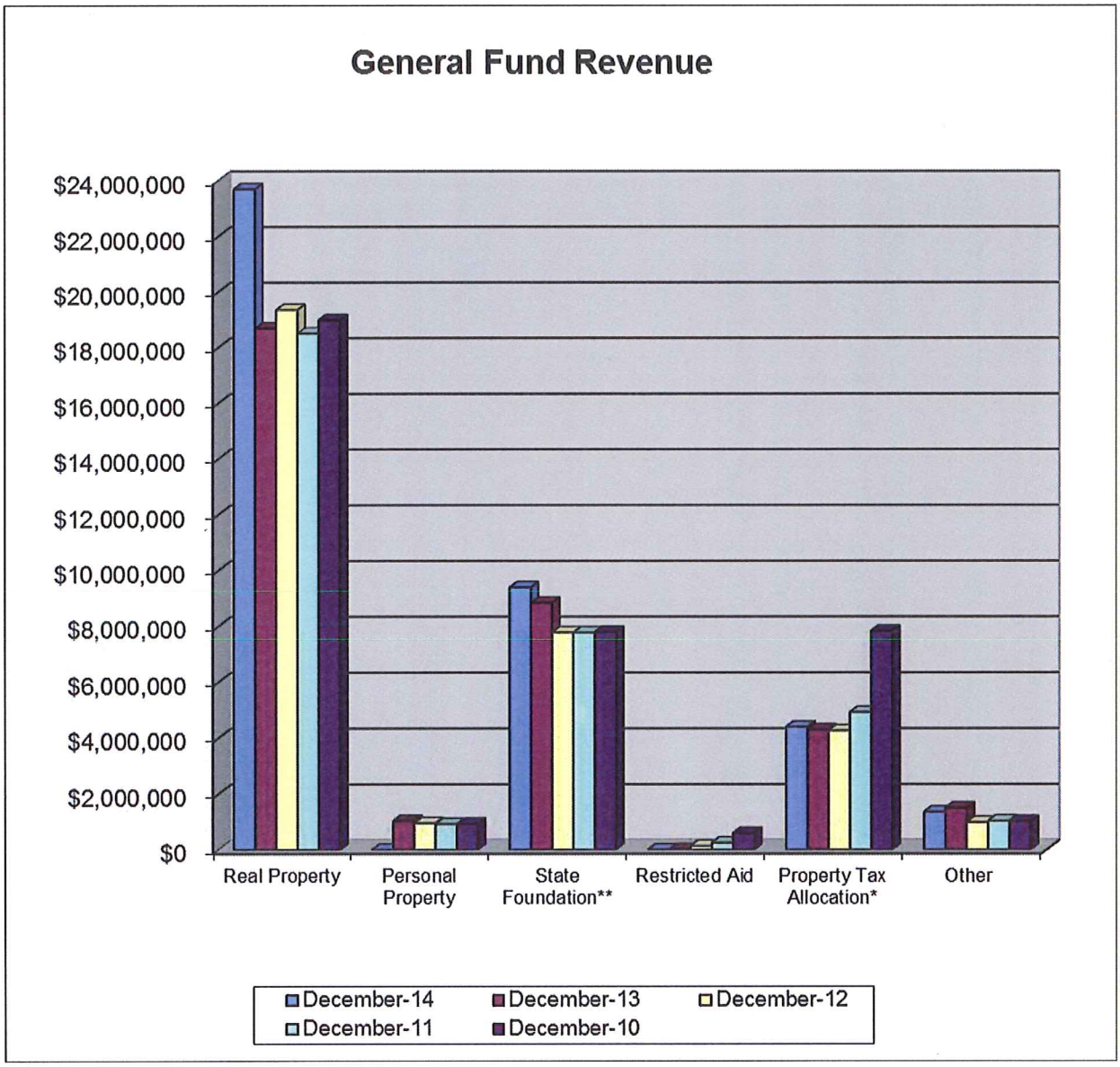

	December-14	December-13	December-12	December-11	December-10	Current Forecast	
Real Property	$23,705,250	$18,693,602	$19,361,158	$18,513,796	$18,991,523	$45,992,580	
Personal Property	$0	$1,036,985	$956,682	$924,979	$931,628	$0	
State Foundation**	$9,399,991	$8,846,391	$7,781,307	$7,778,161	$7,800,820	$18,786,618	**
Restricted Aid	$3,174	$14,882	$136,387	$255,588	$597,064	$6,300	
Property Tax Allocation*	$4,399,021	$4,304,152	$4,265,759	$4,924,235	$7,838,236	$9,476,273	*
Other	$1,358,055	$1,502,484	$984,311	$1,034,016	$1,016,667	$1,620,858	
Total	$38,865,490	$34,398,496	$33,485,604	$33,430,776	$37,175,938	$75,882,629	
State %	35.5%	38.3%	36.4%	38.8%	43.7%		

* Includes Homestead/Rollback, Tangible Personal Property Tax Fixed Rate Loss Reimbursement and Electric Deregulation.
** Includes Casino Revenue in State Foundation beginning January 2013 and Economic Disadvantaged Funding in November 2013.

General Fund Summary

December 2014

Expenditures

1. Personnel Services– The costs for personnel services for the School District from the beginning of the fiscal year until December 31, 2014 was $19,902,922.30. This was an increase of 3.4% above last year at this time. $3,080,227.82 was spent in December.

2. Benefits – The cost for benefits for the School District from the beginning of the fiscal year until December 31, 2014 was $7,366,898.10. This was an increase of 0.5% above last year at this time. $1,230,886.08 was spent in December.

3. Purchased Services – The cost for purchased services for the district from the beginning of the fiscal year until December 31, 2014 total $4,260,298.38. This was a 17.4% increase above last year at this time. $591,012.67 was spent in December. Professional Services, Legal Services, Property and Fleet Insurance, Mileage, Electricity, Gas, Tuition, Special Education Services, Open Enrollment, Community School, and Post-Secondary Tuition account for the increase.

4. Supplies and Materials – The cost for supplies and materials for the district from the beginning of the fiscal year until December 31, 2014 total $798,203.40. This was a 27.3% increase above last year at this time. $140,003.70 was spent in December. Office Supplies, Nursing Supplies, Textbooks, Library Books, Subscriptions, Fuel, Tires and Tubes accounted for this increase.

5. Capital Outlay – The cost for capital outlay for the district from the beginning of the fiscal year until December 31, 2014 total $1,393,387.92. This was a 773.0% increase above last year at this time and was mainly due to the purchase of computers and other instructional equipment. $91,275.40 was spent in December.

6. Other – The cost of other expenditures excluding transfers for the district was $803,851.01 for the fiscal year until December 31, 2014. This was a 23.2% increase above last year at this time. $74,005.84 was spent in December. Auditor/Treasurer Fees, Dues and Fees, District Audit, County Board Services (this is due to recoding of services provided), and Liability Insurance make up the majority of this increase.

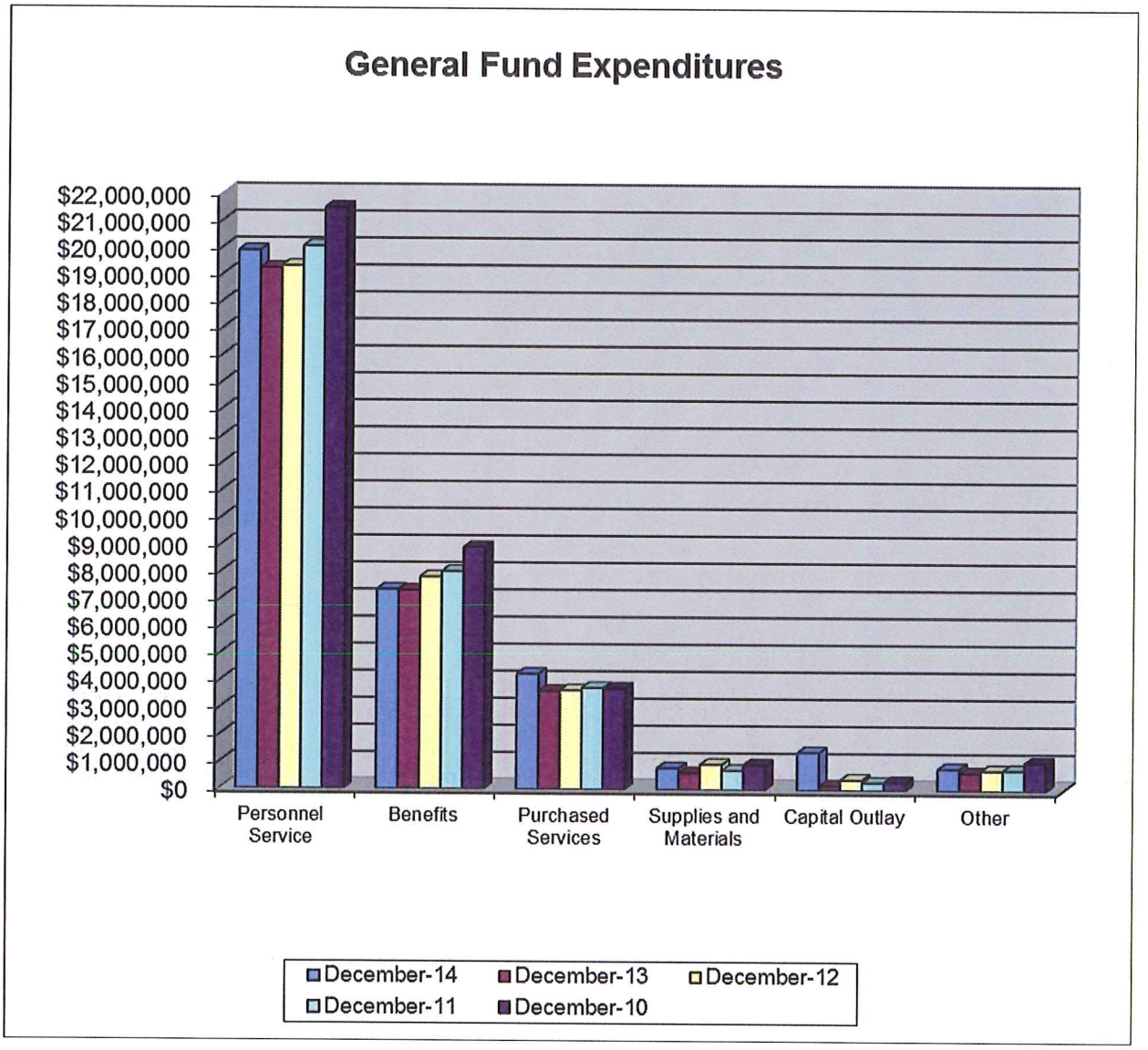

	December-14	December-13	December-12	December-11	December-10	Current Forecast
Personnel Service	$19,902,922	$19,248,873	$19,327,253	$20,063,905	$21,497,721	$42,820,287
Benefits	$7,366,898	$7,329,374	$7,832,251	$8,033,179	$8,923,782	$15,530,764
Purchased Services	$4,260,298	$3,628,483	$3,654,822	$3,745,915	$3,729,561	$8,311,504
Supplies and Materials	$798,203	$627,189	$935,696	$715,868	$922,780	$1,704,583
Capital Outlay	$1,393,388	$159,603	$389,316	$283,003	$307,388	$1,612,316
Other	$803,851	$652,412	$742,746	$752,606	$1,028,613	$1,621,675
Transfers and Adv., Etc.	$307,538	$481,728	$0	$1,500	$0	$529,363
Other than Debt						
Total	$34,833,099	$32,127,661	$32,882,085	$33,595,977	$36,409,846	$72,130,492

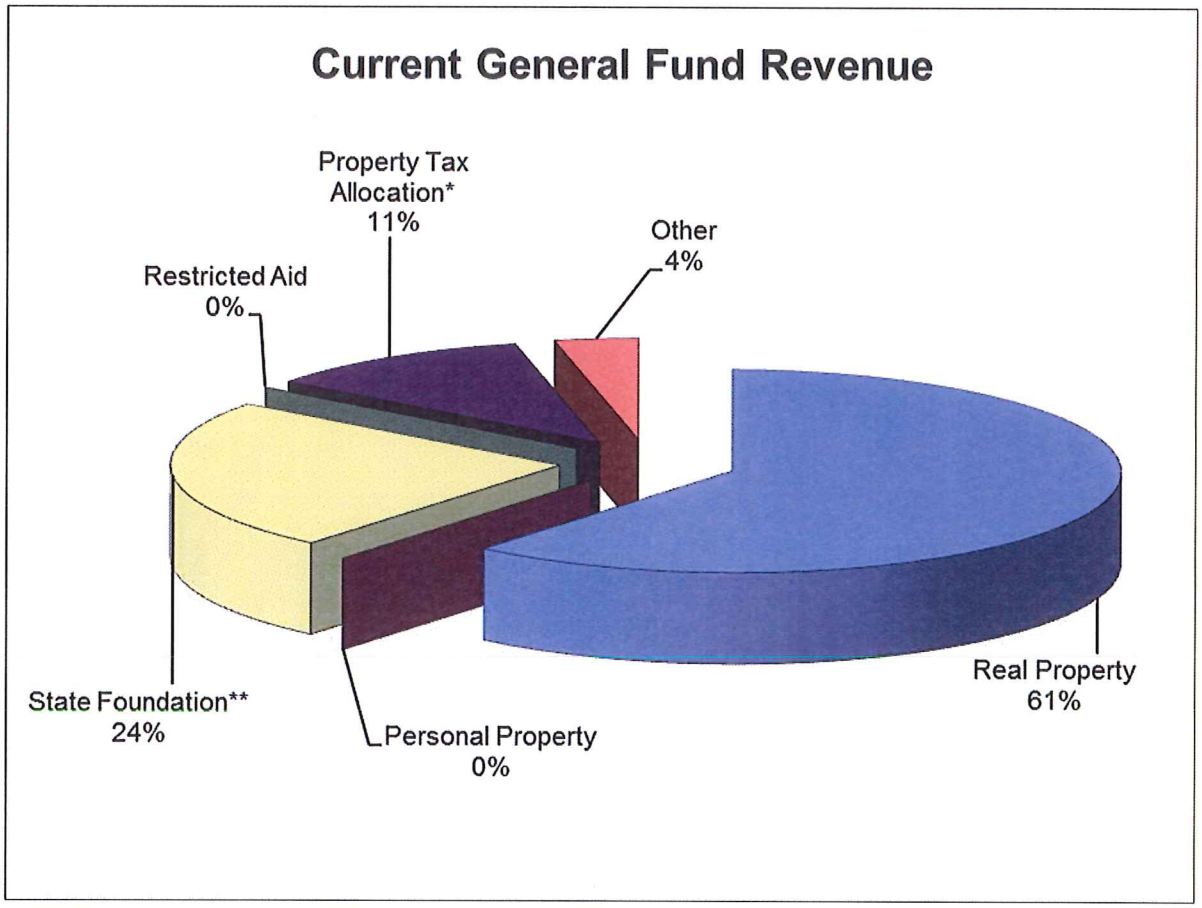
Current General Fund Revenue
Property Tax Allocation* 11%
Other 4%
Restricted Aid 0%
State Foundation** 24%
Personal Property 0%
Real Property 61%

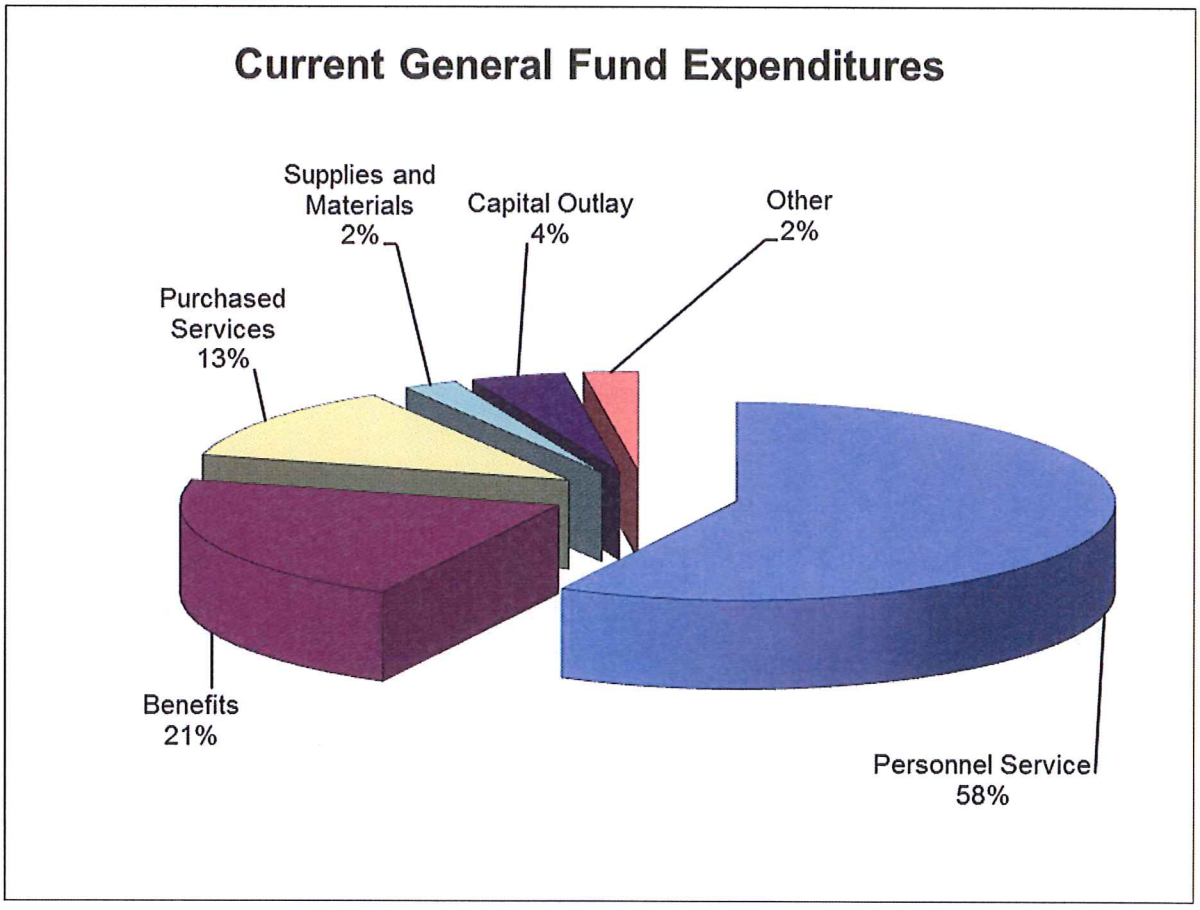
Current General Fund Expenditures
Supplies and Materials 2%
Capital Outlay 4%
Other 2%
Purchased Services 13%
Benefits 21%
Personnel Service 58%

1/7/2015 2:45 PM

Dec 2014 Bank Reconciliation

December 31, 2014

				Balance
Bank Balance - Regular Account				1,902,849.58
Petty Cash				
Financial Checks Outstanding	205,927.29			
Worker Comp Outstanding	1,176.18			
Payroll Checks Outstanding	34,533.84			
	(241,637.31)			1,661,212.27
Petty Cash				
Investments:				
Sweep Account	1,610,000.00			
Baird Investments	22,049,248.26			
T. Rowe - Collins	403,412.00		642,999.21	
T. Rowe - Bushman	0.00	403,412.00	4,681.70	
Scudder -Collins	239,587.21		647,680.91	
Scudder - Bushman	4,681.70	244,268.91		
Kanehl Stocks (reduced by $11,637.50 - stock converted to cash)	4,237.74	647,680.91		
Star Ohio (22923)	5,785,099.60			
Star Ohio - Bonds (33362)	11,577.32			
Star Ohio - Bonds (66088)	32,151.88			
Star Ohio - Bonds (53032)	0.00			
Star Ohio - Bonds (61415)	0.00	5,828,828.80		
Star Plus 104791113939	15,030,593.31			
Total	45,170,589.02	45,170,589.02		46,831,801.29
Adjustments				
Deposits in Transit	184.30			
NSF Checks	1,151.14			
Bank Error	0.00			
Expenses not posted	2,060.58			
Other adjustments (see below)	0.00			
Total	3,396.02			46,835,197.31
MCSD Balance				46,835,197.31
Difference Between Bank vs. Book				**0.00**

MEDINA CITY SCHOOLS
SALES TAX UPDATE

Date	Sales Tax Description	Receipts	Expenditures	Balance
July 1, 2014	Beginning Balance (071) Sales Tax and (002-9012) Bond			$ 3,474,692.29
July	BOE Breakroom Faucet		$285.00	$ 3,474,407.29
	Architectural Services		$1,560.00	$ 3,472,847.29
	Asbestos Consulting Services		$525.00	$ 3,472,322.29
	Claggett Renovations		$33,312.40	$ 3,439,009.89
	Additional Work Stations		$4,449.11	$ 3,434,560.78
	Work Stations - Central Office		$9,000.00	$ 3,425,560.78
	Homestead Dr. Extension		$5,800.00	$ 3,419,760.78
	Two Way Radios		$870.00	$ 3,418,890.78
	Buses		$1,179,285.00	$ 2,239,605.78
	Lease/Purchase		$74,038.63	$ 2,165,567.15
	Repair Work - H S Ble		$2,250.00	$ 2,163,317.15
	Structural Consulting		$250.00	$ 2,163,067.15
	Sales Tax Distribution	$642,555.85		$ 2,805,623.00
August	Architechtural Services		$1,480.00	$ 2,804,143.00
	Additional Work Stations		$787.48	$ 2,803,355.52
	Claggett Renovations		$48,695.60	$ 2,754,659.92
September	E250 Cargo Van		$20,995.00	$ 2,733,664.92
	Restroom Partitions		$2,183.10	$ 2,731,481.82
	Brightlink White Boards		$6,225.00	$ 2,725,256.82
October	Claggett Renovations		$71,642.00	$ 2,653,614.82
	Restroom Partitions		$375.00	$ 2,653,239.82
	Sales Tax Distribution	$767,909.65		$ 3,421,149.47
November	60 Passenger Buses Including Trade-In Allowance		$172,882.00	$ 3,248,267.47
	Certificate of Participation - Principal		$580,000.00	$ 2,668,267.47
	Certificate of Participation - Interest		$624,331.25	$ 2,043,936.22
	Replace Valance and Curtains at Performing Arts Center		$4,570.00	$ 2,039,366.22
	Turfex Self Propelled Speader/Sprayer with Boom		$7,976.48	$ 2,031,389.74
December	Work Performed at Claggett		$4,350.00	$ 2,027,039.74
	Restroom Partitions		$250.00	$ 2,026,789.74
	Service Agreement - Generator		$17,761.00	$ 2,009,028.74
	Fiscal Year Totals	$1,410,465.50	$2,876,129.05	

RedTree Investment Group
Monthly Investment Report
Medina City Schools
US Bank Acct #001050970982
Attn: David Chambers
December 31, 2014

Monthly Cash Flow Activity

From 11-30-14 through 12-31-14

Beginning Book Value	22,022,744.51
Contributions	-
Withdrawals	-
Realized Gains/Losses	-
Gross Interest Earnings	26,503.75
Ending Book Value	22,049,248.26

Market Value Summary

Security Type	Market Value	Pct. Assets	Avg Yield at Cost	Wght Avg Mat
Money Market Fund				
MONEY MARKET FUND	28,039.82	0.1	0.01	0.00
Fixed Income				
U.S. GOVERNMENT AGENCY NOTES	18,156,822.20	82.3	0.81	2.09
U.S. TREASURY NOTES	3,849,655.15	17.4	0.55	1.62
Accrued Interest	31,016.01	0.1		
TOTAL PORTFOLIO	**22,065,533.18**	**100.0**	**0.77**	**2.00**

Maturity Distribution

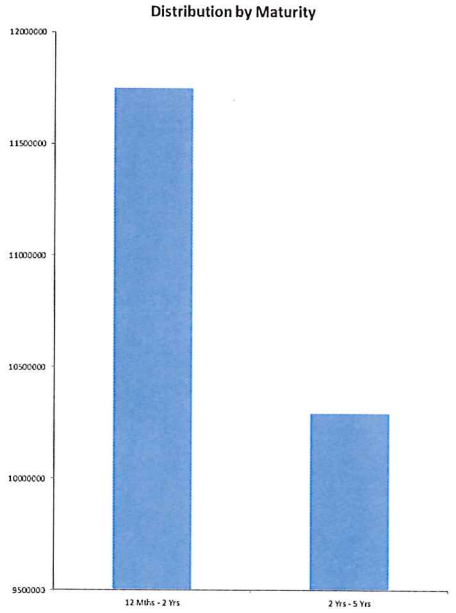

Security Type Allocation

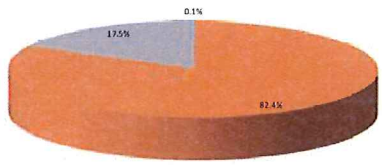

Disclosures: RedTree's internal accounting system is used as the source of the market value of the information reported above. Although obtained from a source believed to be reliable, we cannot guarantee its accuracy. You should review all account statements provided by the custodian and compare with the statements provided by RedTree.

RedTree Investment Group
Portfolio Holdings Report
Medina City Schools
US Bank Acct #001050970982
December 31, 2014

Quantity	Cusip	Security Description	Moody's	S&P	Cost Basis	Market Value	Yield at Cost	Wtd Maturity
U.S. GOVERNMENT AGENCY NOTES								
1,800,000	3130A0SD3	Federal Home Ln Bank 0.375% Due 02-19-16	Aaa	AA+	1,800,000.00	1,799,422.20	0.37	1.13
2,000,000	3133834R9	Federal Home Ln Bank 0.375% Due 06-24-16	Aaa	AA+	1,996,757.10	1,995,112.00	0.46	1.48
2,000,000	3130A2DK9	Federal Home Ln Bank 0.590% Due 09-12-16	Aaa	AA+	1,998,460.00	1,997,208.00	0.63	1.69
2,100,000	3130A23K0	Federal Home Ln Bank 0.720% Due 12-16-16	Aaa	AA+	2,100,000.00	2,095,277.10	0.72	1.94
1,200,000	3134G5BG9	Federal Home Ln Mtg 0.800% Due 01-17-17	Aaa	AA+	1,200,000.00	1,200,631.20	0.80	2.02
1,750,000	3133782N0	Federal Home Ln Bank 0.875% Due 03-10-17	Aaa	AA+	1,748,915.00	1,748,915.00	0.90	2.16
2,200,000	3134G5AG0	Federal Home Ln Mtg 1.100% Due 06-30-17	Aaa	AA+	2,199,835.00	2,198,796.60	1.10	2.46
2,200,000	3135G0MZ3	Federal Natl Mtg Assoc 0.875% Due 08-28-17	Aaa	AA+	2,187,119.00	2,192,315.40	1.06	2.62
1,650,000	3135G0PQ0	Federal Natl Mtg Assoc 0.875% Due 10-26-17	Aaa	AA+	1,642,657.50	1,636,054.20	1.03	2.77
1,300,000	3134G5MP7	Federal Home Ln Mtg 1.125% Due 11-03-17	Aaa	AA+	1,300,000.00	1,293,090.50	1.12	2.78
	Accrued Interest					27,525.62		
					18,173,743.60	18,184,347.82	0.81	2.09
U.S. TREASURY NOTES								
1,650,000	912828WM8	US Treasury Note 0.375% Due 05-31-16	Aaa	AA+	1,647,550.78	1,648,968.75	0.45	1.41
2,200,000	912828WA4	US Treasury Note 0.625% Due 10-15-16	Aaa	AA+	2,199,914.06	2,200,686.40	0.63	1.77
	Accrued Interest					3,490.38		
					3,847,464.84	3,853,145.53	0.55	1.62
MONEY MARKET FUND								
	USBMMF	First American Treasury Obligations Fund			28,039.82	28,039.82	0.01	
TOTAL PORTFOLIO					**22,049,248.26**	**22,065,533.18**	**0.77**	**2.00**

RedTree Investment Group
INCOME - SETTLED TRADES
Medina City Schools
US Bank Acct #001050970982
Attn: David Chambers
From 12-01-14 Through 12-31-14

Ex-Date	Pay-Date	Security	Amount
U.S. GOVERNMENT AGENCY NOTES			
12-16-2014	12-16-2014	Federal Home Ln Bank 0.720% Due 12-16-16	7,560.00
12-24-2014	12-24-2014	Federal Home Ln Bank 0.375% Due 06-24-16	3,750.00
12-30-2014	12-30-2014	Federal Home Ln Mtg 1.100% Due 06-30-17	12,100.00
			23,410.00
U.S. TREASURY NOTES			
12-01-2014	12-01-2014	US Treasury Note 0.375% Due 05-31-16	3,093.75
			3,093.75
NET INCOME			26,503.75

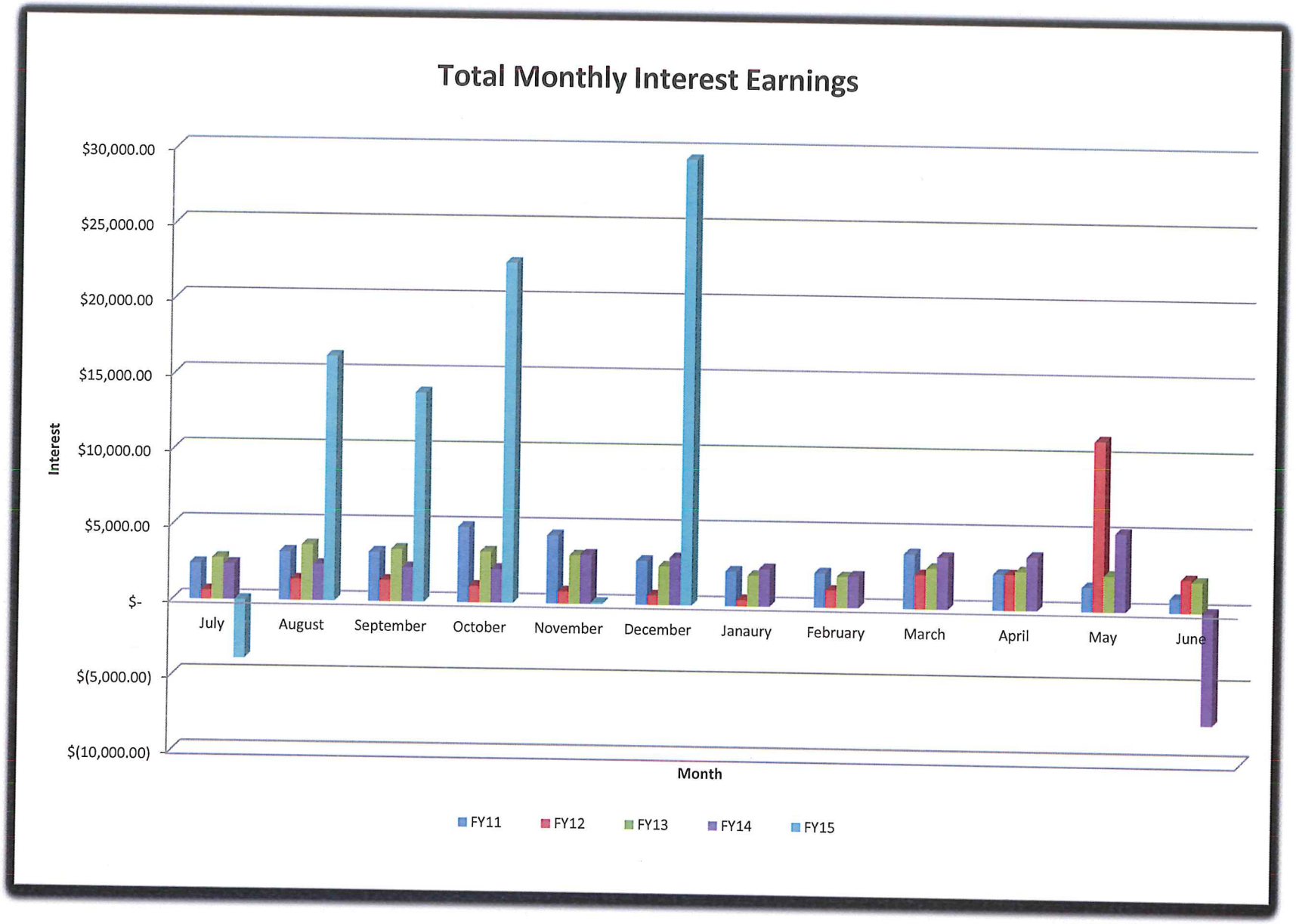
Total Monthly Interest Earnings
$30,000.00
$25,000.00
$20,000.00
$15,000.00
$10,000.00
$5,000.00
$-
$(5,000.00)
$(10,000.00)
Interest
July
August
September
October
November
December
Janaury
February
March
April
May
June
Month
FY11
FY12
FY13
FY14
FY15

F I N A N C I A L S U M M A R Y R E P O R T

Processing Month: December 2014
MEDINA CITY SCHOOL DISTRICT

Fnd	Scc	Description	Beginning Balance	MTD Revenues	FYTD Revenues	MTD Expenditures	FYTD Expenditures	Current Available Balance
001	0000	GENERAL FUND	26,122,298.67	1,654,091.06	35,607,536.67	5,073,925.63	34,240,744.02	27,489,091.32
002	0000	BOND RETIREMENT	1,123,790.47	155.36	693,611.07	.00	1,290,766.17	526,635.37
002	9000	BOND RETIREMENT - NEW ELE	3,865,065.17	453.15	2,030,780.31	.00	3,370,741.52	2,525,103.96
002	9012	LOCAL SALES TAX RETIREMEN	1,129,469.31	.00	1,204,331.25	.00	1,204,331.25	1,129,469.31
002	9014	CONSOLIDATION - ENERGY &	.09	.00	307,537.50	.00	307,537.45	.14
003	0000	PERMANENT IMPROVEMENT FUN	22,840.98	.00	.00	.00	20,000.00	2,840.98
003	9000	PERMANENT IMPROVEMENT FUN	.00	.00	989.14	.00	.00	989.14
003	9001	MEDINA COUNTY REC CENTER-	231,516.05	.00	.00	.00	23,073.68	208,442.37
004	9001	NEW JR HIGH AND CANAVAN R	495.77	.00	.00	.00	.00	495.77
004	9002	FUTURE CONSTRUCTION	11,078.19	.00	.00	.00	.00	11,078.19
004	9008	NEW CONSTRUCTION - SENIOR	32,142.58	.00	.00	.00	.00	32,142.58
006	0000	LUNCHROOM FUND	133,712.44	179,256.63	974,068.70	161,350.33	980,046.85	127,734.29
006	9006	FOOD SVC FEDERAL FUNDS	86,945.46	15.97	55.66	.00	69,920.52	17,080.60
007	9004	COLLINS SCHOLARSHIP/POST-	.00	15,000.00	15,000.00	.00	.00	15,000.00
007	9110	ART TRUST - GARFIELD	9,766.18	9.15	20.72	.00	.00	9,786.90
007	9333	RIOS STUDENT LEADER SCHOL	23,746.72	22.25	50.37	.00	.00	23,797.09
007	9901	BIXLER SCHOLARSHIP FUND	125.00	.00	.00	.00	.00	125.00
008	9002	KANEHL MUSIC TRUST	30,414.17	28.52	88.09	.00	.00	30,502.26
008	9003	RICHARD HOFFMAN COLLINS M	678,776.06	8,716.11-	25,776.85-	.00	20,000.00	632,999.21
008	9112	ELAINE BUSHMAN FUND	18,034.33	130.34	42.01-	.00	.00	17,992.32
009	9110	UNIFORM SUPPLIES GARFIELD	21,820.28	268.00	5,931.99	119.93	4,739.86	23,012.41
009	9111	SCHOOL STORE GARFIELD	780.03	.00	5.64	.00	50.00	735.67
009	9120	UNIFORM SUPPLIES - CANAVA	12,775.89	220.00	10,934.37	211.28	5,894.47	17,815.79
009	9122	SCHOOL STORE - CANAVAN	586.69	.00	.00	.00	.00	586.69
009	9130	UNIFORM SUPPLIES - FENN	26,585.57	265.00	11,351.96	.00	5,750.30	32,187.23
009	9140	UNIFORM SUPPLIES - HERITA	5,733.68	325.00	8,747.00	855.97	4,308.28	10,172.40
009	9160	UNIFORM SUPPLIES - BLAKE	1,067.51	260.00	13,062.00	.00	11,905.39	2,224.12
009	9170	UNIFORM SUPPLIES - RALPH	14,050.74	100.00	18,847.00	64.84	17,670.22	15,227.52
009	9171	SCHOOL STORE WAITE	2,564.97	.00	.00	.00	2,564.97	.00
009	9180	UNIFORM SUPPLIES - ELIZA	11,270.05	.00	11,838.00	873.04	14,301.98	8,806.07
009	9181	SCHOOL STORE NORTHROP	1,245.07	.00	.00	.00	.00	1,245.07
009	9200	UNIFORM SUPPLIES - CLAGGE	110,142.94	488.00	24,975.61	7,454.06	31,615.11	103,503.44
009	9210	UNIFORM SUPPLIES - A.I. R	53,635.21	620.00	23,228.99	1,967.44	23,509.48	53,354.72
009	9300	UNIFORM SUPPLIES - SENIOR	111,236.94	2,213.00	71,878.80	6,997.13	82,765.65	100,350.09
009	9304	AVIATION/PHOTOGAPHY	3.87	.00	.00	.00	.00	3.87
014	9014	JUV DET CTR FY 14	18,943.70	.00	67,794.74	.00	64,952.77	21,785.67
014	9015	MEDINA CNTY JUV DET CNTR	.00	23,870.00	85,703.23	22,353.41	104,173.00	18,469.77-
014	9111	CFIT FY11	5,550.01	.00	.00	.00	.00	5,550.01
014	9113	EVOLVE FY13	17,598.12-	.00	.00	.00	.00	17,598.12-
014	9114	EVOLVE FY14	5,920.32	.00	4,215.75	.00	68,899.41	58,763.34-
014	9115	EVOLVE FY 15	.00	66,500.00	275,300.00	40,288.41	167,999.03	107,300.97
014	9600	Food Service	3,625.23	.00	.00	.00	566.98	3,058.25
016	0000	EMERGENCY LEVY	3,253,992.18	.00	3,257,953.13	133,485.88	592,354.59	5,919,590.72
018	0000	PRINT SHOP	8,992.57	.00	308.76	.00	3,382.00	5,919.33
018	9000	PUBLIC SCHOOL SUPPORT - S	16.70	.00	.00	.00	.00	16.70
018	9110	PRINCIPAL'S FUND - GARFIE	40,610.79	98.75	924.00	463.24	4,451.29	37,083.50

F I N A N C I A L S U M M A R Y R E P O R T

Processing Month: December 2014
MEDINA CITY SCHOOL DISTRICT

Fnd	Scc	Description	Beginning Balance	MTD Revenues	FYTD Revenues	MTD Expenditures	FYTD Expenditures	Current Available Balance
018	9113	GARFIELD MEDIA CENTER	681.92	3.50	3,241.05	3,226.87	3,226.87	696.10
018	9120	PRINCIPAL - CANAVAN	50,617.76	100.00	1,125.95	1,734.25	8,296.26	43,447.45
018	9123	BOOK FAIR - CANAVAN	10,119.82	.00	5,760.46	5,773.13	5,773.13	10,107.15
018	9130	PRINCIPAL - FENN	43,883.48	70.00	2,421.69	38.19	9,600.08	36,705.09
018	9132	FENN SCHOOL STORE	465.46	.00	.00	.00	.00	465.46
018	9133	BOOK FAIR - FENN	7,811.66	48.95	43.95	.00	.00	7,855.61
018	9135	MEDINA SKI TEAM - DISTRIC	5,148.34	1,700.00	2,800.00	.00	.00	7,948.34
018	9140	PRINCIPAL'S FUND - HERITA	24,245.99	.00	2,285.16	.00	2,175.37	24,355.78
018	9143	HERITAGE MEDIA CENTER	16,053.58	10.95-	5,796.91	5,670.58	6,023.36	15,827.13
018	9160	PRINCIPAL'S FUND - H G BL	38,960.09	.00	613.16	.00	1,872.89	37,700.36
018	9163	BLAKE MEDIA CENTER	7,143.54	73.23	6,047.57	.00	1,287.21	11,903.90
018	9164	FIELD TRIPS/BLAKE ELEMENT	.34	.00	.00	.00	.00	.34
018	9170	PRINCIPALS FUND - RALPH W	55,241.97	106.96	5,383.42	606.90	6,001.19	54,624.20
018	9173	MEDIA CENTER RALPH WAITE	692.33	5.00	7,582.95	5,548.11	5,548.11	2,727.17
018	9174	FIELD TRIPS RALPH WAITE E	.00	346.45	2,356.70	.00	.00	2,356.70
018	9180	PRINCIPALS FUND ELIZA NOR	27,804.04	.00	5,640.80	452.61	6,761.29	26,683.55
018	9183	MEDIA CENTER ELIZA NORTHR	3,820.18	36.49	5,417.33	.00	.00	9,237.51
018	9184	FIELD TRIPS ELIZA NORTHRO	2,719.70	.00	146.00	.00	2,719.70	146.00
018	9200	PRINCIPAL'S FUND - CLAGGE	84,425.01	1,457.95	10,425.79	1,378.50	8,501.44	86,349.36
018	9201	CLAGGETT M.S. - WASHINGTO	77.09	.00	.00	.00	.00	77.09
018	9203	CLAGGETT M.S. MEDIA CENTE	5,471.96	14.50	4,418.59	.00	4,734.02	5,156.53
018	9210	PRINCIPAL'S FUND - ROOT M	18,426.77	5,664.66	17,128.00	3,395.23	14,185.05	21,369.72
018	9211	ROOT M.S. MEDIA CENTER	8,892.89	.00	4,372.95	3,029.90	3,312.97	9,952.87
018	9212	ROOT M.S. - WASHINGTON TR	355.00	.00	.00	.00	.00	355.00
018	9300	PRINCIPAL'S FUND - SENIOR	44,456.11	120.00	10,414.34	544.97	15,874.95	38,995.50
018	9301	MEDIA CENTER FUND	1,146.10	.00	.00	.00	50.00	1,096.10
018	9302	SPECIAL FUNDRAISER - SENI	37,086.18	.00	.00	.00	.00	37,086.18
018	9303	PERFORMING ARTS	91,635.98	149.00	13,334.00	11,572.21	46,532.54	58,437.44
018	9304	BATTLING BEES BOOKSTORE	12,657.06	736.70	4,314.05	1,353.86	4,927.48	12,043.63
018	9305	FLEXIBLE CREDIT FUND	6,712.43	.00	150.00	.00	60.07	6,802.36
018	9900	INSERVICE - CENTRAL	3,702.01	.00	.00	.00	.00	3,702.01
018	9901	PUBLIC SCHOOL SUPPORT - I	18,280.96	.00	.00	.00	2,458.90	15,822.06
018	9902	INSERVICE - SUPERINTENDEN	30,648.72	.00	.00	.00	5,927.80	24,720.92
018	9903	BOARD/STUDENT DEVELOPMENT	2,800.00	.00	.00	.00	.00	2,800.00
018	9904	WELLNESS FUND	502.00	.00	.00	.00	.00	502.00
018	9905	PUBLIC SCHOOL SUPPORT/STU	41,180.15	.00	16,000.00	.00	.00	57,180.15
018	9906	COMMUNICATIONS - PUBLIC S	2,653.03	.00	3,830.00	2,858.00	5,785.50	697.53
018	9910	MAINTENANCE DEPARTMENT	4,342.09	.00	.00	.00	439.73	3,902.36
018	9920	TRSP FUND	3,290.70	.00	.00	.00	.00	3,290.70
018	9930	Resource Connection	1,500.00	.00	.00	.00	.00	1,500.00
018	9931	BUZZ ARTS FUND	2,572.20	.00	.00	.00	2,572.20	.00
019	9015	MCDAC GRANT FY15	.00	.00	41,184.00	9,665.72	42,902.23	1,718.23-
019	9018	LOWE'S LIGHT UP GARFIELD	48.08	.00	.00	.00	.00	48.08
019	9020	RIF PROGRAM GRANT - NORTH	400.73	.00	.00	.00	.00	400.73
019	9021	JENNINGS - BLAKE - BRYNIA	.82	.00	.00	.00	.00	.82
019	9029	MARTHA HOLDEN JENNINGS GR	6.82	.00	.00	.00	.00	6.82

F I N A N C I A L S U M M A R Y R E P O R T

Processing Month: December 2014
MEDINA CITY SCHOOL DISTRICT

Fnd	Scc	Description	Beginning Balance	MTD Revenues	FYTD Revenues	MTD Expenditures	FYTD Expenditures	Current Available Balance
019	9030	PERFORMANCE BASED ASSESSM	79.76	.00	.00	.00	.00	79.76
019	9031	PBA FY11	256.96	.00	.00	.00	.00	256.96
019	9113	ACS-HACH CHEMISTRY GRANT	96.34	.00	.00	.00	.00	96.34
019	9142	STEPHENSON FOUNDATION-MHS	4,500.00	.00	.00	.00	.00	4,500.00
019	9213	VIDEO CLUB GRANT - MHS	1,687.82	.00	.00	.00	1,685.00	2.82
019	9313	JENNINGS - NORTHROP - MIL	13.86	.00	.00	.00	.00	13.86
019	9413	3M AND OTHER GRANT	152.03	.00	.00	.00	.00	152.03
019	9513	NEA STUDENT ACHIEVEMENT G	191.88	.00	.00	.00	.00	191.88
019	9613	FUEL UP - CONDOSTA - ROOT	2,412.20	.00	.00	.00	.00	2,412.20
020	9001	TRANSPORTATION ENTERPRISE	16,708.15	5,150.73	37,904.48	1,659.70	1,904.50	52,708.13
022	9000	Unclaimed funds	14,292.43	.00	7,318.88	234.47	4,797.36	16,813.95
022	9093	DIVERSION PROGRAM FED MON	1,000.00	.00	.00	.00	.00	1,000.00
022	9094	DIVERSION PROGRAM - FED.	1,000.00	.00	.00	.00	.00	1,000.00
022	9300	OH HIGH SCHOOL ATH ASSOC	3,305.72	.00	41,707.62	23,668.63	42,321.69	2,691.65
022	9999	PERFORMING ARTS CENTER	.00	.00	54.00	.00	.00	54.00
024	9001	MEDICAL AND DRUG/SELF INS	4,441,503.64	662,734.05	3,919,131.88	625,002.43	3,603,310.52	4,757,325.00
024	9002	DENTAL SELF INSURANCE FUN	515,324.93	48,387.80	284,867.07	49,005.28	354,867.50	445,324.50
024	9005	WC - SELF INSURANCE	99,166.35	.00	.00	.00	99,166.35	.00
024	9094	FLEX PRO	27,252.14	.00	.00	.00	.00	27,252.14
027	0000	WORKMANS COMP.-SELF INS	.00	10,035.84	158,878.03	1,221.66	29,949.64	128,928.39
071	9013	LOCAL SALES TAX PERMANENT	2,345,222.98	.00	1,410,465.50	22,361.00	2,876,129.05	879,559.43
200	9110	GARFIELD STUDENT COUNCIL/	542.42	112.11	530.87	.00	22.34	1,050.95
200	9121	ELLA CANAVAN STUDENT COUN	1,081.65	312.22	313.49	81.90	297.00	1,098.14
200	9134	FENN STUDENT BUSINESS	.12	.00	.12-	.00	.00	.00
200	9140	STUDENT COUNCIL - HERITAG	143.19	.13	.28	.00	.00	143.47
200	9184	NORTHRUP ELEMENTARY STUDE	84.04	.04	45.94	.00	84.05	45.93
200	9185	K-KIDS KIWANIS ACTIVITY C	1,795.55	315.34	1,439.40	329.00	329.00	2,905.95
200	9202	CLAGGETT MIDDLE SCH. STUD	8,168.90	349.12	1,134.39	312.37	1,371.10	7,932.19
200	9203	PEP CLUB - CLAGGETT MIDDL	1,336.72	1.25	2.84	.00	.00	1,339.56
200	9204	CLAGGETT MIDDLE SCHOOL CH	382.34	.36	.81	.00	.00	383.15
200	9205	CLAGGETT MIDDLE SCH. BUIL	1,636.32	.00	2.75	.00	.00	1,639.07
200	9208	MAT CLUB - CLAGGETT MIDDL	768.50	.72	.72	.00	.00	769.22
200	9209	CLAGGETT MIDDLE SCHOOL DR	8,339.04	7.09	16.96	773.50	773.50	7,582.50
200	9211	WORK STUDY CLUB	100.00	.09	.20	.00	.00	100.20
200	9213	ENVIRONMENTAL CLUB - CLAG	83.94	.00	.00	.00	.00	83.94
200	9251	PEP CLUB - ROOT M.S.	796.79	.72	1.54	.00	.00	798.33
200	9252	CHEERLEADERS - ROOT M.S.	39.29	.04	.08	.00	.00	39.37
200	9253	BUILDERS' CLUB - ROOT M.S	3,076.09	2.88	6.53	.00	.00	3,082.62
200	9255	MAT CLUB - ROOT M.S.	44.75	.00	.00	.00	44.75	.00
200	9256	DRAMA CLUB - ROOT M.S.	1,989.07	1.86	4.22	.00	.00	1,993.29
200	9257	ENVIRONMENTAL CLUB - ROOT	285.01	.27	.60	.00	.00	285.61
200	9258	STUDENT COUNCIL - ROOT M.	3,332.93	3.12	7.06	.00	.00	3,339.99
200	9260	EXPLORERS TEAM - ROOT M S	178.23	.00	.00	.00	178.23	.00
200	9302	ART CLUB	129.51	.12	.27	.00	.00	129.78
200	9303	AMERICAN FIELD SERVICE	350.29	.33	.74	.00	.00	351.03
200	9304	CAREER ASSOCIATION	234.79	.22	.50	.00	.00	235.29

F I N A N C I A L S U M M A R Y R E P O R T

Processing Month: December 2014
MEDINA CITY SCHOOL DISTRICT

Fnd	Scc	Description	Beginning Balance	MTD Revenues	FYTD Revenues	MTD Expenditures	FYTD Expenditures	Current Available Balance
200	9305	CHEMCLUB	.00	10.00	255.00	.00	.00	255.00
200	9307	CHOIR	37,024.60	2,570.83	18,583.30	760.00	17,293.41	38,314.49
200	9308	COMPUTER CLUB	64.00	.06	.15	.00	.00	64.15
200	9310	DELTA EPSILON PHI - NAT'L	.45	.00	.00	.00	.00	.45
200	9312	DRAMA CLUB	35,053.84	33.78	2,157.15	457.34	1,080.34	36,130.65
200	9315	LEADER WITHIN U	267.63	.25	.57	.00	.00	268.20
200	9316	FRENCH CLUB	8.71	.00	.00	.00	.00	8.71
200	9318	G. L. C.	1,892.06	1.85	969.69	880.27	880.27	1,981.48
200	9321	KEY CLUB	1,657.19	240.01	2,716.75	.00	2,207.39	2,166.55
200	9323	MEDINAMITE	967.81	.91	2.05	.00	.00	969.86
200	9324	MEDINIAN	14,033.16	7.50	4,817.66	1,627.00	10,827.00	8,023.82
200	9325	MUSIC - BAND	9,592.91	3,090.82	3,101.27	428.84	2,190.84	10,503.34
200	9326	NATIONAL HONOR SOCIETY	6,046.91	5.59	12.66	.00	85.00	5,974.57
200	9327	ORCHESTRA	16,286.52	1,448.94	2,079.54	417.20	612.07	17,753.99
200	9330	SCIENCE OLYMPIAD CLUB	132.35	.12	.26	.00	.00	132.61
200	9331	SKI CLUB	.05	.00	.10-	.00	.00	.05-
200	9332	SPANISH CLUB	4,684.28	66.05	2,637.41	849.15	849.15	6,472.54
200	9333	STUDENT COUNCIL	57,417.51	207.21	26,757.30	5,292.26	18,990.45	65,184.36
200	9334	WORK STUDY CLUB	46.00	272.81	4,560.59	.00	.00	4,606.59
200	9335	LATIN CLUB	1,472.00	1.89	1,473.87	309.35	926.60	2,019.27
200	9336	INTERACT ORGANIZATION	1,558.32	1.46	3.31	.00	.00	1,561.63
200	9339	SPEECH/DEBATE CLUB	6,467.42	7.03	15,598.64	4,396.50	14,546.04	7,520.02
200	9340	S. A. D. D.	805.40	24.28	555.64	.00	40.71	1,320.33
200	9345	INTERNATIONAL CLUB	4,630.79	4.34	9.82	.00	.00	4,640.61
200	9346	PENGUIN BOWL/NOSB	4.42	.00	.00	.00	.00	4.42
200	9350	TECHNOLOGY CLUB	427.63	.93	802.32	109.89	237.72	992.23
200	9351	THE JUNIOR STATESMEN OF A	1,153.75	1.08	2.45	.00	.00	1,156.20
200	9352	VIDEO CLUB - SR HI	11,840.41	10.18	23.03	.00	980.63	10,882.81
200	9353	CHINESE CLUB	551.94	14.63	198.42	.00	66.11	684.25
200	9355	GAY STRAIGHT ALLIANCE	269.86	.25	.57	.00	.00	270.43
200	9380	V O F T	39,328.95	1,384.68	5,639.21	6,104.00	6,348.50	38,619.66
200	9408	CLASS OF 2008	.00	.00	66.00	.00	.00	66.00
200	9410	CLASS OF 2010	.70	.00	.70-	.00	.00	.00
200	9412	CLASS OF 2012	2,655.86	.00	.00	.00	.00	2,655.86
200	9413	CLASS OF 2013	702.47	.66	1.50	.00	.00	703.97
200	9414	CLASS OF 2014	1,758.34	1.51	2.79	.00	145.66	1,615.47
200	9415	CLASS OF 2015	5,534.71	2.71	2,967.36	.00	5,606.60	2,895.47
200	9416	CLASS OF 2016	3,361.41	2.69	6.40	54.29	487.10	2,880.71
200	9417	CLASS OF 2017	1,892.84	561.63	648.60	.00	.00	2,541.44
200	9418	CLASS OF 2018	.00	560.29	1,145.19	.00	33.94	1,111.25
200	9999	GENERIC STUDENT ACTIV. FD	.01	.00	.00	.00	.00	.01
300	0000	ATHLETIC FUND	202,608.36	44,771.05	213,556.75	20,699.06	215,212.71	200,952.40
300	9121	WORLD WATCHER'S CLUB	7,362.04	.00	.00	.00	.00	7,362.04
300	9201	CLAGGETT MIDDLE SCH. BAND	18,803.36	1,403.75	25,822.75	15,359.34	15,529.47	29,096.64
300	9202	CLAGGETT MIDDLE SCH. ORCH	223.00	.00	.00	.00	.00	223.00
300	9203	CLAGGETT MIDDLE SCHOOL LI	370.00	.00	.00	.00	.00	370.00

Fnd	Scc	Description	Beginning Balance	MTD Revenues	FYTD Revenues	MTD Expenditures	FYTD Expenditures	Current Available Balance
300	9204	CLAGGETT M.S. CHOIR FUND	634.10	.00	.00	.00	.00	634.10
300	9206	P A N D A	808.93	.00	.00	.00	808.93	.00
300	9207	PEACEMAKERS CLUB - CLAGGE	517.08	.00	.00	.00	517.08	.00
300	9208	CLAGGETT - 6TH GRADE TRIP	4,343.22	.00	92,692.00	726.81	98,274.22	1,239.00-
300	9250	ROOT M.S. BAND FUND	15,449.59	722.50	21,116.50	13,580.47	15,683.54	20,882.55
300	9251	ROOT M.S. ORCHESTRA FUND	1,145.24	.00	.00	.00	.00	1,145.24
300	9252	ROOT M.S. CHOIR FUND	3,270.15	.00	.00	.00	.00	3,270.15
300	9256	LEAPING LIZARDS	37.47	.00	.00	.00	37.47	.00
300	9257	COMETS TEAM	.55	.00	.00	.00	.55	.00
300	9258	ROOT - DISTRICT SUPERVISE	84,236.23	1,309.00-	10,280.00	558.00	91,412.75	3,103.48
300	9259	ROOT DANCE TEAM	528.00	.00	.00	.00	.00	528.00
300	9302	BOYS VOLLEYBALL	4,358.13	.00	.00	.00	955.65	3,402.48
300	9303	HUDDLE/SHUDDLE	1,165.43	.00	1,310.00	32.20	405.15	2,070.28
300	9304	LINK CREW	2,585.50	.00	40.00-	.00	1,970.55	574.95
300	9305	MHS DANCE TEAM	399.00	813.00	1,907.00	.00	258.50	2,047.50
300	9313	DRAMA/MUSICAL	21,650.15	.00	.00	.00	.00	21,650.15
300	9325	BAND - DISNEYLAND	10,117.96	.00	83,260.00	.00	83,820.00	9,557.96
300	9334	BEEHIVE CAFE	11,956.61	966.22	7,320.01	1,827.61	9,159.09	10,117.53
300	9380	V O F T	640.58	.00	.00	.00	.00	640.58
401	9014	ST FRAN FY14	135,390.10	.00	.00	.00	135,390.10	.00
401	9015	AUXILIARY FUNDS/ST FRANCI	.00	166.45	260,691.26	23,369.41	82,681.71	178,009.55
401	9024	AUX FUNDS NURTURY FY14	4,810.78	.00	.00	.00	4,810.78	.00
401	9025	AUX FUNDS NURTURY FY15	.00	7.20	7,974.37	273.00	273.00	7,701.37
401	9034	AUX FUNDS MCA FY14	22,369.05	.00	3.42	.00	22,369.05	3.42
401	9035	AUX FUNDS MCA FY15	.00	39.10	78,455.28	9,318.56	36,639.36	41,815.92
401	9044	KIDS COUNTRY FY14	9,009.82	.00	.67	.00	9,009.82	.67
401	9045	KIDS COUNTRY FY15	.00	6.38	7,320.90	160.77	502.35	6,818.55
401	9064	SM WONDERS FY14	1,094.40	.00	.17	.00	.00	1,094.57
432	9097	MANAGE. INFO. SYS. FUND	.80	.00	.00	.00	.00	.80
450	9008	SCHOOLNET PLUS FY2008: GR	1.00	.00	.00	.00	.00	1.00
451	9013	CONNECTIVITY 2013	800.00	.00	.00	.00	.00	800.00
451	9014	CONNECTIVITY FY14	.00	.00	9,000.00	.00	.00	9,000.00
452	9008	SCHOOLNET PROFESSIONAL DE	66.15	.00	.00	.00	.00	66.15
463	9014	ALT ED FY14	.00	.00	2,500.00	.00	2,500.00	.00
463	9015	ALT ED FY15	.00	.00	.00	3,517.02	15,613.90	15,613.90-
499	9012	INTERN PSYCH FY12	45.81	.00	.00	.00	.00	45.81
499	9013	INTERN PSYCH FY13	39.97	.00	.00	.00	.00	39.97
499	9014	INTERN PSYCH FY14	31,382.40-	.00	31,382.40	.00	.00	.00
499	9015	INTERN PSYCH FY15	.00	6,611.90	12,599.42	2,454.38	10,896.28	1,703.14
499	9024	LOCAL GOVERNMENT INNOVATI	18,000.00	.00	.00	.00	10,250.00	7,750.00
499	9039	INTERN PSYCHOLOGIST GRANT	2.20	.00	.00	.00	.00	2.20
499	9112	E-TECH BLENDED LEARNING G	924.57	.00	.00	.00	393.73	530.84
506	9014	RESIDENT EDUCATOR GRANT	1,516.00	.00	.00	.00	566.00	950.00
516	9014	SIX B FY14	17,019.89-	.00	.00	.00	172,558.26	189,578.15-
516	9015	TITLE VI-B	.00	.00	505,464.75	103,393.14	462,989.08	42,475.67
516	9114	Deslexia Grant FY14	8,427.76-	.00	24,626.51	.00	16,198.75	.00

F I N A N C I A L S U M M A R Y R E P O R T

Processing Month: December 2014
MEDINA CITY SCHOOL DISTRICT

Fnd	Scc	Description	Beginning Balance	MTD Revenues	FYTD Revenues	MTD Expenditures	FYTD Expenditures	Current Available Balance
551	9015	TITLE III IMMIGRANT FY 15	.00	.00	892.11	.00	1,189.48	297.37-
551	9115	TITLE III LEP FY15	.00	.00	7,650.96	.00	10,001.29	2,350.33-
572	9014	TITLE I FY14	5,208.71-	.00	.00	.00	146,820.45	152,029.16-
572	9015	TITLE I-D FY 15	.00	.00	280,698.39	32,471.61	181,638.71	99,059.68
572	9114	TITLE I-D FY14	282.75-	.00	.00	.00	26,444.50	26,727.25-
572	9115	TITLE I-D FY 15	.00	.00	30,504.91	1,306.62	5,226.48	25,278.43
587	9014	PRESCHOOL FY14	465.76-	.00	.00	.00	4,319.28	4,785.04-
587	9015	PRESCHOOL FY 15	.00	.00	12,774.30	2,883.63	11,735.93	1,038.37
590	9014	TITLE II-A FY14	7,787.12	.00	.00	.00	78,645.32	70,858.20-
590	9015	TITLE II-A FY15	.00	.00	103,320.29	9,310.45	44,477.07	58,843.22
		Grand Total All Funds	46,243,412.61	2,738,448.48	52678,204.73	6,494,837.73	52086,420.03	46835,197.31
		Total Invested Funds	.00					

Check#	Check Date	Org Sta	Vendor Paid	Check Amount	Status Date
006785	12/05/2014	C/R	MEMO -MEDINA CITY SCHOOLS	1,651,758.07	12/05/2014
006795	12/05/2014	M/M	MEMO --S T R S	64,665.03	
006796	12/05/2014	M/M	MEMO - FIRST MERIT BANK	24,285.21	
006797	12/05/2014	M/M	MEMO - BUREAU WORK COMP	5,008.67	
006798	12/01/2014	M/M	MEMO - FLEXSAVE	518.50	
006799	12/19/2014	C/R	MEMO -MEDINA CITY SCHOOLS	1,657,035.92	12/19/2014
006800	12/16/2014	M/M	OHIO DEPT OF ED - MEMO CK	89,250.89	
006801	12/16/2014	M/M	MEMO - MEDICAL MUTUAL	169,527.36	
006802	12/16/2014	M/M	MEMO - MEDICAL MUTUAL	103,111.43	
006803	12/16/2014	M/M	GORDON FOOD SERVICE	5,218.43	
006804	12/16/2014	M/M	GORDON FOOD SERVICE	15,362.54	
006805	12/19/2014	M/M	MEMO --S T R S	64,924.00	
006806	12/19/2014	M/M	MEMO --S E R S	7,585.39	
006807	12/19/2014	M/M	MEMO - FIRST MERIT BANK	24,115.50	
006808	12/19/2014	M/M	MEMO - BUREAU WORK COMP	4,995.27	
006809	12/19/2014	M/M	MEMO-MCSD SELF INS. MEDICAL	538,549.98	
006810	12/19/2014	M/M	MEMO DENTAL SELF	41,055.27	
006811	12/19/2014	M/M	MEMO --S T R S	289.67	
006812	12/19/2014	M/M	MEMO - FIRST MERIT BANK	147.02	
006813	12/19/2014	M/M	MEMO - BUREAU WORK COMP	31.90	
006814	12/19/2014	M/M	MEMO-MCSD SELF INS. MEDICAL	2,910.25	
006815	12/19/2014	M/M	MEMO DENTAL SELF	220.70	
006816	12/19/2014	M/M	MEMO MET LIFE INSURANCE	.00	
006817	12/22/2014	M/M	MEMO - U.S. BANK PURCHASE CARD	8,261.93	
006818	12/22/2014	M/M	MEMO MET LIFE INSURANCE	49,005.28	
006819	12/22/2014	M/M	MEMO - MEDICAL MUTUAL	142,783.04	
006820	12/22/2014	M/M	OHIO DEPT OF ED - MEMO CK	89,250.89	
006821	12/23/2014	M/M	MEMO - MEDICAL MUTUAL	69,193.78	
006822	12/23/2014	M/M	MEMO MET LIFE INSURANCE	4,053.28	
006823	12/23/2014	M/M	GORDON FOOD SERVICE	2,686.10	
006824	12/23/2014	M/M	MEMO - MEDICAL MUTUAL	60,173.05	
006826	12/29/2014	M/M	MEMO - MEDICAL MUTUAL	80,213.77	
006827	12/30/2014	M/M	MEMO --S T R S	391,630.00	
006828	12/30/2014	M/M	MEMO --S E R S	127,856.00	
006829	12/30/2014	M/V	MEMO - BUREAU WORK COMP	7,500.00	12/30/2014
006830	12/30/2014	M/M	MEMO - BUREAU WORK COMP	1,221.66	
006831	12/30/2014	M/M	STRS	693.13	
603625	12/10/2014	W/R	AAA AUTO CLUB	16.50	12/31/2014
603626	12/10/2014	W/R	ABC THERAPY, LTD	12,118.91	12/10/2014
603627	12/10/2014	W/R	ADLER TEAM SPORTS	989.00	12/31/2014
603628	12/10/2014	W/R	AKRON BEACON JOURNAL	60.00	12/31/2014
603629	12/10/2014	W/R	AMANDA IWASZKIEW	65.00	12/31/2014
603630	12/10/2014	W/W	ANDREA HATVANI	72.00	
603631	12/10/2014	W/R	ANGELA MARSALA	82.00	12/10/2014
603632	12/10/2014	W/R	ANTHONY BELSITO	72.00	12/31/2014
603633	12/10/2014	W/R	APPLE EDUCATION	5,325.30	12/31/2014
603634	12/10/2014	W/R	ARMSTRONG CABLE	255.81	12/31/2014
603635	12/10/2014	W/R	AUSTIN HOPTRY	59.00	12/31/2014
603636	12/10/2014	W/R	AUSTIN HORVATH	59.00	12/31/2014
603637	12/10/2014	W/R	BALL CHEMICAL & EQUIPMENT CO.	657.15	12/31/2014
603638	12/10/2014	W/R	DICK BLICK COMPANY	300.00	12/31/2014
603639	12/10/2014	W/R	BOOKSOURCE	61.40	12/31/2014

Check#	Check Date	Org Sta	Vendor Paid	Check Amount	Status Date
603640	12/10/2014	W/R	DAIRYMENS	4,099.99	12/31/2014
603641	12/10/2014	W/W	BRANDON HOUGH	59.00	
603642	12/10/2014	W/R	BREANNA HICKS	59.00	12/31/2014
603643	12/10/2014	W/R	BSN SPORTS	1,136.34	12/31/2014
603644	12/10/2014	W/R	BUCK INSTITUTE FOR EDUCATION	1,180.21	12/31/2014
603645	12/10/2014	W/R	BUEHLER'S MARKETS	163.90	12/31/2014
603646	12/10/2014	W/R	C MARTIN TRUCKING	1,262.02	12/31/2014
603647	12/10/2014	W/R	CARDINAL BUS SALES &	1,362.22	12/31/2014
603648	12/10/2014	W/W	CARLEE GRUBBS	66.00	
603649	12/10/2014	W/R	CAROL ANDREGG	625.00	12/31/2014
603650	12/10/2014	W/R	CAROLINA BIOLOGICAL SUPPLY CO.	10.41	12/31/2014
603651	12/10/2014	W/R	CAROLYN GRENFELL	59.00	12/31/2014
603652	12/10/2014	W/R	CDWG	2,382.26	12/31/2014
603653	12/10/2014	W/R	CINDY GRICE	78.16	12/10/2014
603654	12/10/2014	W/R	CINTAS CORPORATION	7,758.04	12/31/2014
603655	12/10/2014	W/R	CODY HEIRONIMUS	66.00	12/31/2014
603656	12/10/2014	W/R	COLLIN HENDERSHOT	57.00	12/31/2014
603657	12/10/2014	W/R	COLUMBIA GAS OF OHIO,INC	44.24	12/31/2014
603658	12/10/2014	W/R	COMPANY HEALTHCARE	802.68	12/31/2014
603659	12/10/2014	W/R	CRANDALL COMPANY, INC	180.68	12/31/2014
603660	12/10/2014	W/W	DALYN HERRMANN	67.00	
603661	12/10/2014	W/R	DAVID WILLIAMS & ASSOCIATES	860.69	12/31/2014
603662	12/10/2014	W/R	DEBRA LEONARD	13.44	12/10/2014
603663	12/10/2014	W/R	DICKMAN DIRECTORIES INC.	120.00	12/31/2014
603664	12/10/2014	W/R	DISCOUNT SCHOOL SUPPLY	368.11	12/31/2014
603665	12/10/2014	W/R	DMO FOOD EQUIPMENT	165.00	12/31/2014
603666	12/10/2014	W/W	DOMINO'S PIZZA	214.50	
603667	12/10/2014	W/R	EASTER SEAL SOCIETY OF NE OH	273.00	12/31/2014
603668	12/10/2014	W/R	EDWARDS ROOFING	2,250.00	12/31/2014
603669	12/10/2014	W/R	ELIZABETH RISSMILLER	1,347.50	12/10/2014
603670	12/10/2014	W/R	EMILY HOAK	66.00	12/31/2014
603671	12/10/2014	W/R	EAI EDUCATION	192.47	12/31/2014
603672	12/10/2014	W/W	ERIKA GRUMBACH	67.00	
603673	12/10/2014	W/R	EVAN-MOOR	41.97	12/31/2014
603674	12/10/2014	W/R	FASTENAL INDUSTRIAL &	55.86	12/31/2014
603675	12/10/2014	W/R	FRAN SCHOEN	5,322.24	12/31/2014
603676	12/10/2014	W/R	FRONTIER	5,109.01	12/31/2014
603677	12/10/2014	W/R	GIONINO'S PIZZARIA OF	88.20	12/31/2014
603678	12/10/2014	W/R	GRAINGER SUPPLY CO	192.63	12/31/2014
603679	12/10/2014	W/R	HEINEMANN PROF. DEVELOPMENT	2,519.00	12/31/2014
603680	12/10/2014	W/R	ICANDI GRAPHICS	626.55	12/31/2014
603681	12/10/2014	W/R	ICE CREAM SPECIALTIES	595.72	12/31/2014
603682	12/10/2014	W/R	IMPACT GROUP	1,250.00	12/31/2014
603683	12/10/2014	W/R	JACQUELYN HARPER	168.29	12/10/2014
603684	12/10/2014	W/R	JOSEPH STEFANKO	67.83	12/10/2014
603685	12/10/2014	W/R	JOSHUA HUDAK	66.00	12/31/2014
603686	12/10/2014	W/R	KAREN McGINTY	36.07	12/10/2014
603687	12/10/2014	W/R	KEVIN AMBURGY	50.66	12/10/2014
603688	12/10/2014	W/R	KIM HALLOCK	337.61	12/10/2014
603689	12/10/2014	W/R	KIMBALL MIDWEST	165.59	12/31/2014
603690	12/10/2014	W/R	KRISTEN PERDUE	67.00	12/31/2014
603691	12/10/2014	W/R	KRISTINA CASSIDY	90.93	12/31/2014

Check#	Check Date	Org Sta	Vendor Paid	Check Amount	Status Date
603692	12/10/2014	W/W	KYLE HUTCHINSON	67.00	
603693	12/10/2014	W/R	LAKE BUSINESS PRODUCTS	71.31	12/31/2014
603694	12/10/2014	W/R	LANGUAGE IS LIVING, LLC	5,000.00	12/31/2014
603695	12/10/2014	W/R	LAURA HOUGH	109.76	12/10/2014
603696	12/10/2014	W/R	LEXA HOUSEMAN	72.00	12/31/2014
603697	12/10/2014	W/R	LISA KAISER	20.64	12/10/2014
603698	12/10/2014	W/R	LORI S. KELLY	2,455.20	12/10/2014
603699	12/10/2014	W/R	MACKENZIE HOLM	66.00	12/31/2014
603700	12/10/2014	W/R	MADELINE HARTLINE	67.00	12/31/2014
603701	12/10/2014	W/R	MARCIA AGUIAR	104.45	12/31/2014
603702	12/10/2014	W/R	MARGARET ANN HARVEY	67.00	12/31/2014
603703	12/10/2014	W/R	MARY BRANDT	1,146.20	12/31/2014
603704	12/10/2014	W/R	MATTHEW HARAMIS	3,000.00	12/10/2014
603705	12/10/2014	W/R	MCMASTER-CARR	53.21	12/31/2014
603706	12/10/2014	W/R	MCS FOOD SERVICE DEPT.	119.48	12/31/2014
603707	12/10/2014	W/R	MEDINA CITY SCHOOLS	1,662.81	12/31/2014
603708	12/10/2014	W/R	MEDINA COUNTY PORT AUTHORITY	853.00	12/31/2014
603709	12/10/2014	W/R	MEDINA COUNTY SCHOOLS ESC	81,476.92	12/31/2014
603710	12/10/2014	W/R	MEDINA CREATIVE ACCESSIBILITY	1,820.00	12/10/2014
603711	12/10/2014	W/W	MEDINA RAPTOR CENTER	135.00	
603712	12/10/2014	W/W	MICHAEL HIERHOLZER	66.00	
603713	12/10/2014	W/R	MICHELLE LYNN POWELL	625.00	12/31/2014
603714	12/10/2014	W/R	MNJ TECHNOLOGIES DIRECT INC.	518.44	12/31/2014
603715	12/10/2014	W/R	MSB CONSULTING GROUP, LLC	237.60	12/31/2014
603716	12/10/2014	W/R	MUSIC THEATRE INTERNATIONAL	773.50	12/31/2014
603717	12/10/2014	W/R	MUSIC THERAPY ENRICHMENT	825.00	12/31/2014
603718	12/10/2014	W/R	NASSP	2,400.00	12/31/2014
603719	12/10/2014	W/R	NATHANIEL HUNT	67.00	12/31/2014
603720	12/10/2014	W/R	NEW ERA FUNDRAISING	15,149.74	12/31/2014
603721	12/10/2014	W/R	NICKLES BAKERY	1,096.07	12/31/2014
603722	12/10/2014	W/R	OAESA	500.00	12/31/2014
603723	12/10/2014	W/R	OHIO SCHOOL BOARDS ASSOC	3,700.00	12/31/2014
603724	12/10/2014	W/R	OHIO SCHOOLS COUNCIL-GAS	24,735.80	12/31/2014
603725	12/10/2014	W/R	OHIO STATE UNIVERSITY	200.00	12/31/2014
603726	12/10/2014	W/R	PATRICK HUSBANDS	67.00	12/31/2014
603727	12/10/2014	W/R	PIONEER DRAMA SERVICE, INC	330.50	12/31/2014
603728	12/10/2014	W/R	PITNEY BOWES	946.11	12/31/2014
603729	12/10/2014	W/R	POINT SPRING & DRIVESHAFT CO	589.90	12/31/2014
603730	12/10/2014	W/R	RACHEL HUFFMAN	67.00	12/31/2014
603731	12/10/2014	W/R	RAFCOMM, INC.	176.63	12/31/2014
603732	12/10/2014	W/R	REBECCA HANS	67.00	12/31/2014
603733	12/10/2014	W/R	REINHARDT SUPPLY COMPANY	2,118.46	12/31/2014
603734	12/10/2014	W/R	RENTEQUIP, INC.	132.50	12/31/2014
603735	12/10/2014	W/R	ROWLEYS WHOLESALE	294.18	12/31/2014
603736	12/10/2014	W/R	SAFETY SYSTEM CONTROLS, INC	2,084.09	12/31/2014
603737	12/10/2014	W/R	SC STRATEGIC SOLUTIONS LLC	4,704.30	12/31/2014
603738	12/10/2014	W/R	SCHOLASTIC BOOK FAIRS	5,548.11	12/31/2014
603739	12/10/2014	W/R	SCHOLASTIC INC.	700.00	12/31/2014
603740	12/10/2014	W/R	SCHOLASTIC PROFESSIONAL BOOKS	160.98	12/31/2014
603741	12/10/2014	W/R	SAX ARTS AND CRAFTS	9,296.07	12/31/2014
603742	12/10/2014	W/R	SCHOOL SPECIALTY, INC	1,953.66	12/31/2014
603743	12/10/2014	W/R	SENDERO THERAPIES, INC.	24,164.22	12/31/2014

Check#	Check Date	Org Sta	Vendor Paid	Check Amount	Status Date
603744	12/10/2014	W/R	SHELLEY MACK	844.80	12/10/2014
603745	12/10/2014	W/R	SHELLY BONNER	345.14	12/10/2014
603746	12/10/2014	W/R	SMETZER'S TIRE CENTER, INC.	641.20	12/31/2014
603747	12/10/2014	W/R	SOLUTIONS BEHAVIORAL	3,580.50	12/31/2014
603748	12/10/2014	W/R	SPORTSWORLD	329.00	12/31/2014
603749	12/10/2014	W/R	STANDARD WELDING & STEEL	34.00	12/31/2014
603750	12/10/2014	W/R	STEPS CENTER FOR EXCELLENCE	20,050.00	12/31/2014
603751	12/10/2014	W/R	STRS OHIO	7,553.84	12/31/2014
603752	12/10/2014	W/R	STUDENT SUPPLY	236.67	12/31/2014
603753	12/10/2014	W/R	SYSCO FOOD SERVICES CLEVELAND	1,710.74	12/31/2014
603754	12/10/2014	W/R	TAMMY LYNES	117.75	12/10/2014
603755	12/10/2014	W/R	TASNEEM LOKHANDWALA	307.61	12/10/2014
603756	12/10/2014	W/R	TECHNOLOGY ENGINEERING	12,558.75	12/10/2014
603757	12/10/2014	W/R	THE MISSING PIECE LLC	145.60	12/31/2014
603758	12/10/2014	W/R	TOWN & COUNTRY CO-OP INC.	22,644.35	12/31/2014
603759	12/10/2014	W/R	TREASURER, STATE OF OHIO	2,139.63	12/31/2014
603760	12/10/2014	W/R	UNITED SPORT APPAREL	226.20	12/31/2014
603761	12/10/2014	W/R	UNITY SCHOOL BUS PARTS	200.37	12/31/2014
603762	12/10/2014	W/R	VICTORIA KOCHER	29.15	12/10/2014
603763	12/10/2014	W/R	VOICE OF YOUTH ADVOCATES	114.00	12/31/2014
603764	12/10/2014	W/R	CAMP CHRISTOPHER	100.00	12/31/2014
603765	12/10/2014	W/R	JEANNE BLANKENSHIP	250.00	12/31/2014
603766	12/10/2014	B/R	RENEE CHENEVEY	23.00	12/31/2014
603767	12/10/2014	B/B	DANIELLE HOPPER	10.95	
603768	12/10/2014	B/R	ANITA FORD	50.00	12/31/2014
603769	12/10/2014	B/B	LAURA WYATT	20.00	
603770	12/10/2014	W/R	ANN HENKELMAN	50.00	12/31/2014
603771	12/10/2014	W/R	BILL EDELBURG	75.00	12/31/2014
603772	12/10/2014	W/R	BOB BURA	40.00	12/31/2014
603773	12/10/2014	W/R	BOB CLEIGHTON	60.00	12/31/2014
603774	12/10/2014	W/R	BRIAN HOWARD	60.00	12/31/2014
603775	12/10/2014	W/R	BRUCE SCHMIDT	40.00	12/31/2014
603776	12/10/2014	W/R	BRYANT BERRY	60.00	12/31/2014
603777	12/10/2014	W/R	CHRIS SARRIS	75.00	12/31/2014
603778	12/10/2014	W/R	CHRISTOPHER C JARUS	60.00	12/31/2014
603779	12/10/2014	W/W	DAVE HOLLENBAUGH	75.00	
603780	12/10/2014	W/R	DAVE RUSSO	60.00	12/31/2014
603781	12/10/2014	W/R	DEBORAH HOWARD	120.00	12/31/2014
603782	12/10/2014	W/R	ERIC MOSS	60.00	12/31/2014
603783	12/10/2014	W/R	FRANK HOCEVAR	80.00	12/31/2014
603784	12/10/2014	W/R	GARY WOLSKE	135.00	12/31/2014
603785	12/10/2014	W/R	JEFF STUTZMAN	40.00	12/31/2014
603786	12/10/2014	W/R	JEFFREY BARTHOLOMEW	50.00	12/31/2014
603787	12/10/2014	W/R	JEFFREY M SMITH	60.00	12/31/2014
603788	12/10/2014	W/R	JOE BOVA	75.00	12/31/2014
603789	12/10/2014	W/R	JOSEPH MODIE	50.00	12/31/2014
603790	12/10/2014	W/R	KEN MCMASTER	85.00	12/31/2014
603791	12/10/2014	W/R	LINDSAY FLORENCE	60.00	12/31/2014
603792	12/10/2014	W/R	MICHAEL BRODE	75.00	12/31/2014
603793	12/10/2014	W/R	MICHAEL HAYES	50.00	12/31/2014
603794	12/10/2014	W/R	MICHAEL MUZYCHENKO	60.00	12/31/2014
603795	12/10/2014	W/R	MIKE MITCHELL	60.00	12/31/2014

Check#	Check Date	Org Sta	Vendor Paid	Check Amount	Status Date
603796	12/10/2014	W/R	ROBERT MARTENS	85.00	12/31/2014
603797	12/10/2014	W/R	SARA GILDEA	85.00	12/31/2014
603798	12/10/2014	W/R	SHAWN MANUEL	60.00	12/31/2014
603799	12/10/2014	W/R	TERRY LAWLER	120.00	12/31/2014
603800	12/10/2014	W/R	TIM HROMADA	100.00	12/31/2014
603801	12/10/2014	W/R	TIM RINEHART	120.00	12/31/2014
603802	12/10/2014	W/R	TOM PAULEY	60.00	12/31/2014
603803	12/10/2014	W/R	TOM TOPLACK	85.00	12/31/2014
603804	12/19/2014	W/R	AIR RITE SERVICE COMPANY	6,301.20	12/31/2014
603805	12/19/2014	W/R	AMAZON.COM	3,513.95	12/31/2014
603806	12/19/2014	W/R	ANTHONY BELSITO	396.00	12/31/2014
603807	12/19/2014	W/R	APOLLO PEST CONTROL COMPANY	628.00	12/31/2014
603808	12/19/2014	W/R	APPLE EDUCATION	27,813.47	12/31/2014
603809	12/19/2014	W/R	ARMSTRONG CABLE	412.90	12/31/2014
603810	12/19/2014	W/R	ARROW UNIFORM	2,757.07	12/31/2014
603811	12/19/2014	W/R	AUDIO VISUAL INNOVATIONS, INC.	4,257.00	12/31/2014
603812	12/19/2014	W/R	BARONS BUS LINES	4,000.00	12/31/2014
603813	12/19/2014	W/R	BATTELLE FOR KIDS	979.00	12/31/2014
603814	12/19/2014	W/R	BATTERED WOMEN'S SHELTER	1,226.00	12/31/2014
603815	12/19/2014	W/R	DICK BLICK COMPANY	952.02	12/31/2014
603816	12/19/2014	W/R	BOOKSOURCE	869.51	12/31/2014
603817	12/19/2014	W/R	BRADFORD SCOTT QUADE	346.50	12/19/2014
603818	12/19/2014	W/R	BRITTON SMITH PETERS &	1,514.59	12/31/2014
603819	12/19/2014	W/R	BSN SPORTS	1,299.54	12/31/2014
603820	12/19/2014	W/R	BUEHLER'S MARKETS	1,821.91	12/31/2014
603821	12/19/2014	W/R	CARDINAL BUS SALES &	362.29	12/31/2014
603822	12/19/2014	W/R	CARQUEST AUTO PARTS	1,180.08	12/31/2014
603823	12/19/2014	W/R	CDI COMPUTER DEALERS, INC.	51,165.00	12/31/2014
603824	12/19/2014	W/R	CHELSEA MITCHELL	83.42	12/19/2014
603825	12/19/2014	W/R	CHRISTOPHER HASSINGER	94.06	12/19/2014
603826	12/19/2014	W/R	CHUCK'S CUSTOM, LLC	1,205.55	12/31/2014
603827	12/19/2014	W/R	CINDY GRICE	17.95	12/19/2014
603828	12/19/2014	W/R	CINTAS CORPORATION	119.88	12/31/2014
603829	12/19/2014	W/R	CITY OF MEDINA	34,979.41	12/31/2014
603830	12/19/2014	W/R	CITY OF MEDINA	13,175.47	12/31/2014
603831	12/19/2014	W/R	CLEVELAND PLUMBING SUPPLY CO.	9.68	12/31/2014
603832	12/19/2014	W/R	COLUMBIA GAS OF OHIO,INC	8,163.89	12/31/2014
603833	12/19/2014	W/R	COMDOC, INC.	608.00	12/31/2014
603834	12/19/2014	W/R	COMPANY HEALTHCARE	156.00	12/31/2014
603835	12/19/2014	W/R	D&W DIESEL	172.64	12/31/2014
603836	12/19/2014	W/W	DEBBIE SHANK	246.90	
603837	12/19/2014	W/R	DEBORAH QUAIDER	32.90	12/19/2014
603838	12/19/2014	W/W	DEREK CROOKS	90.00	
603839	12/19/2014	W/R	DISCOUNT SCHOOL SUPPLY	116.85	12/31/2014
603840	12/19/2014	W/W	DOMINO'S PIZZA	552.50	
603841	12/19/2014	W/R	DYNA SYSTEMS	770.34	12/31/2014
603842	12/19/2014	W/R	EASY GRAPHICS CORP	40,924.00	12/31/2014
603843	12/19/2014	W/R	ENHANCED FITNESS AND PERFORMAN	155.00	12/31/2014
603844	12/19/2014	W/W	FASTENAL INDUSTRIAL &	128.10	
603845	12/19/2014	W/R	FBN SYSTEMS, INC.	1,009.00	12/31/2014
603846	12/19/2014	W/W	FLOWER GALLERY LLC	191.00	
603847	12/19/2014	W/R	FRONTIER	798.00	12/31/2014

Check#	Check Date	Org Sta	Vendor Paid	Check Amount	Status Date
603848	12/19/2014	W/R	FULL COMPASS SYSTEMS, LTD.	6,365.00	12/31/2014
603849	12/19/2014	W/R	GENERAL MAINTENANCE	210.00	12/31/2014
603850	12/19/2014	W/R	GLOBE TICKET AND LABEL	117.19	12/31/2014
603851	12/19/2014	W/R	GOODWILL INDUSTRTIES AKRON INC	3,312.50	12/19/2014
603852	12/19/2014	W/R	GRAINGER SUPPLY CO	1,267.67	12/31/2014
603853	12/19/2014	W/R	GREATER CLEVELAND CONFERENCE	2,500.00	12/31/2014
603854	12/19/2014	W/R	GRIZZLY AUTO & TIRE	129.95	12/31/2014
603855	12/19/2014	W/R	HARPLEY CS LLC	2,100.00	12/19/2014
603856	12/19/2014	W/R	HEINEMANN	1,054.35	12/31/2014
603857	12/19/2014	W/R	HOBY	195.00	12/31/2014
603858	12/19/2014	W/W	HOUSE OF FLOWERS & GIFTS	255.00	
603859	12/19/2014	W/W	JEANITA'S DANCE AND ACTIONWEAR	345.95	
603860	12/19/2014	W/R	JEFF HARRISON	623.96	12/19/2014
603861	12/19/2014	W/R	JILL MILLER	41.22	12/19/2014
603862	12/19/2014	W/R	JOHN S GRIMM, INC.	1,271.97	12/31/2014
603863	12/19/2014	W/R	JOHNSON CONTROLS, INC.	2,032.50	12/31/2014
603864	12/19/2014	W/R	JOHNSTONE SUPPLY INC.	614.69	12/31/2014
603865	12/19/2014	W/R	JOSHUA E WILSON	90.00	12/31/2014
603866	12/19/2014	W/R	KELE, INC.	1,210.41	12/31/2014
603867	12/19/2014	W/W	KIRTLAND HIGH SCHOOL	2,434.10	
603868	12/19/2014	W/R	LANGUAGE LEARNING ASSOCIATES	8,897.85	12/19/2014
603869	12/19/2014	W/R	LIBERTY FORD BRUNSWICK	1,486.52	12/31/2014
603870	12/19/2014	W/W	LIBERTY MUTUAL INSURANCE	5,000.00	
603871	12/19/2014	W/R	LICENSE DIRECT OPTIONS, LLC	11,970.00	12/19/2014
603872	12/19/2014	W/R	LODI LUMBER	153.60	12/31/2014
603873	12/19/2014	W/R	LORI S. KELLY	1,240.80	12/19/2014
603874	12/19/2014	W/W	LOUDONVILLE HIGH SCHOOL	2,957.20	
603875	12/19/2014	W/R	LOUDONVILLE-PERRYSVILLE EX	2,622.00	12/31/2014
603876	12/19/2014	W/W	MAGICAL THEATRE COMPANY	1,100.00	
603877	12/19/2014	W/R	MCM ELECTRONICS	131.59	12/31/2014
603878	12/19/2014	W/R	MCMASTER-CARR	498.95	12/31/2014
603879	12/19/2014	W/W	MEDINA ATHLETIC BOOSTERS	634.80	
603880	12/19/2014	W/R	MEDINA COUNTRY CLUB	747.50	12/31/2014
603881	12/19/2014	W/W	MEDINA COUNTY PORT AUTHORITY	853.00	
603882	12/19/2014	W/R	MEDINA COUNTY SANITARY	12,819.41	12/31/2014
603883	12/19/2014	W/R	MEDINA COUNTY SCHOOLS ESC	6,838.56	12/31/2014
603884	12/19/2014	W/R	MEDINA CREATIVE ACCESSIBILITY	1,525.00	12/19/2014
603885	12/19/2014	W/R	MEDINA GLASS COMPANY	198.89	12/31/2014
603886	12/19/2014	W/R	MEDINA HARDWARE, INC	1,744.33	12/31/2014
603887	12/19/2014	W/W	MEDINA HOSPITAL LIFE	162.00	
603888	12/19/2014	W/R	MEDINA TRACTOR SALES	12.89	12/31/2014
603889	12/19/2014	W/R	MEGAN COUGHLIN	727.50	12/31/2014
603890	12/19/2014	W/R	MEGAN PERKINS	682.50	12/31/2014
603891	12/19/2014	W/R	MENTORING MINDS, L.P.	113.75	12/31/2014
603892	12/19/2014	W/W	METALCRAFT	1,042.15	
603893	12/19/2014	W/W	MICHAEL WESNER	225.00	
603894	12/19/2014	W/R	MIDLAND HARDWARE CO.	877.50	12/31/2014
603895	12/19/2014	W/R	MNJ TECHNOLOGIES DIRECT INC.	2,493.00	12/31/2014
603896	12/19/2014	W/W	MONTVILLE POLICE DEPARTMENT	10,903.35	
603897	12/19/2014	W/W	MSB CONSULTING GROUP, LLC	498.80	
603898	12/19/2014	W/R	MYERS EQUIPMENT CORP.	76.41	12/31/2014
603899	12/19/2014	W/R	NAPA AUTOMOTIVE PARTS & SERVIC	893.62	12/31/2014

Check#	Check Date	Org Sta	Vendor Paid	Check Amount	Status Date
603900	12/19/2014	W/R	NASCO	223.81	12/31/2014
603901	12/19/2014	W/R	NATIONAL CARPET OUTLET, INC	864.23	12/31/2014
603902	12/19/2014	W/V	NATIONAL GEOGRAPHIC SCHOOL	1,039.50	12/22/2014
603903	12/19/2014	W/R	NEOLA INC.	1,155.33	12/31/2014
603904	12/19/2014	W/R	NEW ERA FUNDRAISING	12,309.52	12/31/2014
603905	12/19/2014	W/W	NICHOLAS BRANDON MACLARREN	90.00	
603906	12/19/2014	W/R	NORDEC, INC.	855.00	12/31/2014
603907	12/19/2014	W/W	OASBO	190.00	
603908	12/19/2014	W/W	OASSA	235.00	
603909	12/19/2014	W/R	OHIO DEPT OF JOB &	2,217.80	12/31/2014
603910	12/19/2014	W/R	OHIO EDISON COMPANY	84,515.01	12/31/2014
603911	12/19/2014	W/W	OHIO STATE BAR ASSOCIATION	240.00	
603912	12/19/2014	W/W	OHIO HIGH SCHOOL ATHLETIC ASSN	11,058.85	
603913	12/19/2014	W/W	OMEA DISTRICT VI	760.00	
603914	12/19/2014	W/R	ORIENTAL TRADING COMPANY	28.98	12/31/2014
603915	12/19/2014	W/R	OWEN M. COUGHLIN, JR.	450.00	12/31/2014
603916	12/19/2014	W/R	PAUL WORSENCROFT	94.67	12/19/2014
603917	12/19/2014	W/R	PHONAK, INC	1,728.39	12/31/2014
603918	12/19/2014	W/W	PREDICAMENT WRESTLING SCOREBOO	39.90	
603919	12/19/2014	W/W	PRO-TECH COMMUNICATIONS, INC	4,350.00	
603920	12/19/2014	W/W	PSI AFFILIATES, INC.	11,697.07	
603921	12/19/2014	W/R	QUILL CORPORATION	844.36	12/31/2014
603922	12/19/2014	W/R	QUILL.COM	60.82	12/31/2014
603923	12/19/2014	W/R	R & R ENGINE & MACHINE	257.52	12/31/2014
603924	12/19/2014	W/R	RACO INDUSTRIES, INC	945.50	12/31/2014
603925	12/19/2014	W/R	RAFCOMM, INC.	5,087.69	12/31/2014
603926	12/19/2014	W/R	REINHARDT SUPPLY COMPANY	3,619.70	12/31/2014
603927	12/19/2014	W/R	ROJEN COMPANY	317.52	12/31/2014
603928	12/19/2014	W/R	ROWLEYS WHOLESALE	556.94	12/31/2014
603929	12/19/2014	W/R	SCHOOL SPECIALTY, INC	32.20	12/31/2014
603930	12/19/2014	W/R	SENDERO THERAPIES, INC.	21,675.82	12/31/2014
603931	12/19/2014	W/R	SHARON OLTERSDORF	224.00	12/19/2014
603932	12/19/2014	W/W	SHEARER EQUIPMENT	88.14	
603933	12/19/2014	W/R	SHIFFLER EQUIPMENT SALES	250.00	12/31/2014
603934	12/19/2014	W/R	SOLUTIONS BEHAVIORAL	562.50	12/31/2014
603935	12/19/2014	W/R	SPORTSWORLD	4,417.00	12/31/2014
603936	12/19/2014	W/R	STANDARD WELDING & STEEL	21.40	12/31/2014
603937	12/19/2014	W/R	STAPLES BUSINESS ADVANTAGE	302.23	12/31/2014
603938	12/19/2014	W/R	STAPLES	44.27	12/31/2014
603939	12/19/2014	W/W	STARFALL EDUCATION	160.77	
603940	12/19/2014	W/R	STEPHEN SIVARD	144.00	12/31/2014
603941	12/19/2014	W/R	STRS OHIO	4,515.41	12/31/2014
603942	12/19/2014	W/W	SUSAN TOTH	210.00	
603943	12/19/2014	W/R	TALBERT'S COMMERCIAL PRODUCTS	885.48	12/31/2014
603944	12/19/2014	W/W	THERAPY SHOPPE, INC.	109.89	
603945	12/19/2014	W/R	TOM SEXTON & ASSOCIATES, INC	545.00	12/31/2014
603946	12/19/2014	W/R	TOWN & COUNTRY CO-OP INC.	25,672.50	12/31/2014
603947	12/19/2014	W/R	AUDITOR OF STATE'S OFFICE	1,633.20	12/31/2014
603948	12/19/2014	W/R	TREASURER, STATE OF OHIO	7,578.92	12/31/2014
603949	12/19/2014	W/R	TREASURER, STATE OF OHIO	50.00	12/31/2014
603950	12/19/2014	W/R	TROLLEY TOURSOF CLEVELAND INC	558.00	12/31/2014
603951	12/19/2014	W/R	UNITED SPORT APPAREL	327.60	12/31/2014

Check#	Check Date	Org Sta	Vendor Paid	Check Amount	Status Date
603952	12/19/2014	W/W	UNITED WAY OF MEDINA COUNTY	112.26	
603953	12/19/2014	W/W	UNIVERSITY OF AKRON	551.88	
603954	12/19/2014	W/R	UPS STORE	40.55	12/31/2014
603955	12/19/2014	W/R	WOLFF BROS. SUPPLY, INC.	817.70	12/31/2014
603956	12/19/2014	W/W	WW WILLIAMS	17,902.50	
603957	12/19/2014	W/R	YOST EQUIPMENT SALES &	2,176.33	12/31/2014
603958	12/19/2014	W/W	ZANER-BLOSER	1,878.62	
603959	12/19/2014	W/R	ZEE MEDICAL INC.	183.13	12/31/2014
603960	12/19/2014	W/R	BRUNO SUFKA	50.00	12/31/2014
603961	12/19/2014	W/W	BRYANT BERRY	60.00	
603962	12/19/2014	W/R	CHARLES S. PARETE, SR.	50.00	12/31/2014
603963	12/19/2014	W/R	DANIEL R POTOPSKY, JR	60.00	12/31/2014
603964	12/19/2014	W/R	JEFF KOLMAN	50.00	12/31/2014
603965	12/19/2014	W/R	JOE BOVA	75.00	12/31/2014
603966	12/19/2014	W/W	JOSEPH KOLY	50.00	
603967	12/19/2014	W/W	KEN McCLAIN	60.00	
603968	12/19/2014	W/W	PAT FOCARETO	50.00	
603969	12/19/2014	W/W	PAUL MAZZOLA	50.00	
603970	12/19/2014	W/W	PAUL MEHOZONEK	50.00	
603971	12/19/2014	W/R	STEVE COON	75.00	12/31/2014
603972	12/19/2014	W/W	TOM CORRIGAN	50.00	
603973	12/19/2014	B/B	CECILIA PRESTON	392.00	
603974	12/19/2014	B/R	DAWN HARTWELL	242.00	12/31/2014
603975	12/19/2014	B/B	LILLIAN SELVA	366.00	
603976	12/19/2014	B/R	MARY JANE RICHARDSON	795.00	12/31/2014
603977	12/30/2014	W/R	ALEXANDRA MUSSELMAN	849.15	12/30/2014
603978	12/30/2014	W/W	AMSCO SCHOOL PUBLICATIONS	794.20	
603979	12/30/2014	W/R	AMY M SAWAN	249.35	12/30/2014
603980	12/30/2014	W/W	B&H PHOTO-VIDEO	99.00	
603981	12/30/2014	W/W	DAIRYMENS	7,711.12	
603982	12/30/2014	W/R	BRYAN FARSON	186.70	12/30/2014
603983	12/30/2014	W/W	BUEHLER'S MARKETS	198.58	
603984	12/30/2014	W/W	CARDINAL BUS SALES &	455.27	
603985	12/30/2014	W/W	CARLA RITTENHOUSE	12.00	
603986	12/30/2014	W/W	CAROLINA BIOLOGICAL SUPPLY CO.	320.80	
603987	12/30/2014	W/W	CENTRAL INSTRUMENT CO.	399.00	
603988	12/30/2014	W/W	CENTRAL RESTAURANT PRODUCTS	490.80	
603989	12/30/2014	W/R	CHERYL OCHS	19.00	12/30/2014
603990	12/30/2014	W/R	CHRISTINA HANK	37.08	12/30/2014
603991	12/30/2014	W/W	CINTAS CORPORATION	245.28	
603992	12/30/2014	W/R	COLLEEN WEHRLEY	31.09	12/30/2014
603993	12/30/2014	W/W	COMPANY HEALTHCARE	620.00	
603994	12/30/2014	W/W	CONNEY SAFETY PRODUCTS	945.51	
603995	12/30/2014	W/R	CRAIG KOMAR	117.45	12/30/2014
603996	12/30/2014	W/W	CUSTOMLANYARDCENTER.COM	441.00	
603997	12/30/2014	W/R	DARLENE SPARKS	8.49	12/30/2014
603998	12/30/2014	W/W	DMO FOOD EQUIPMENT	607.00	
603999	12/30/2014	W/W	DOMINO'S PIZZA	305.50	
604000	12/30/2014	W/W	DRAMA BY GEORGE	50.00	
604001	12/30/2014	W/W	EASTERN OHIO NATIONAL	50.00	
604002	12/30/2014	W/W	CUYAHOGA COUNTY SCHOOLS	18,912.00	
604003	12/30/2014	W/R	EDWARDS ROOFING	1,940.00	12/31/2014

Check#	Check Date	Org Sta	Vendor Paid	Check Amount	Status Date
604004	12/30/2014	W/R	ELIZABETH KIOUSIS	25.74	12/30/2014
604005	12/30/2014	W/W	ELLISON EDUCATIONAL EQUIPMENT	338.75	
604006	12/30/2014	W/W	FRAN SCHOEN	3,998.72	
604007	12/30/2014	W/W	FRONTIER	114.95	
604008	12/30/2014	W/W	GIONINO'S PIZZARIA OF	88.20	
604009	12/30/2014	W/W	GRIZZLY AUTO & TIRE	49.95	
604010	12/30/2014	W/W	HARLAND TECHNOLOGY SERVICES	876.00	
604011	12/30/2014	W/W	HAWKINS MARKET	19.56	
604012	12/30/2014	W/W	HEINEMANN PROF. DEVELOPMENT	458.00	
604013	12/30/2014	W/W	HOME DEPOT	271.68	
604014	12/30/2014	W/W	HUBERT COMPANY	211.80	
604015	12/30/2014	W/W	ICE CREAM SPECIALTIES	1,096.94	
604016	12/30/2014	W/W	JE CARSTEN COMPANY	750.15	
604017	12/30/2014	W/R	JEFFREY KOLO	60.00	12/30/2014
604018	12/30/2014	W/R	JENNIFER JANIK	10.00	12/30/2014
604019	12/30/2014	W/R	JODI DOBBEN	81.90	12/30/2014
604020	12/30/2014	W/W	JOSTEN'S	3,240.90	
604021	12/30/2014	W/R	JULIA COPLEY	162.16	12/30/2014
604022	12/30/2014	W/V	JW PEPPER & SON, INC.	2,744.00	12/30/2014
604023	12/30/2014	W/R	KAREN McGINTY	62.30	12/30/2014
604024	12/30/2014	W/R	KIM HALLOCK	115.00	12/30/2014
604025	12/30/2014	W/W	KIMBALL MIDWEST	65.60	
604026	12/30/2014	W/R	LAINA MAKEPEACE	880.27	12/30/2014
604027	12/30/2014	W/W	LAKE BUSINESS PRODUCTS	463.00	
604028	12/30/2014	W/W	LEGO EDUCATION	109.89	
604029	12/30/2014	W/R	LORI S. KELLY	1,900.80	12/30/2014
604030	12/30/2014	W/W	MARK SHENGLE PIANO SERVICE	85.00	
604031	12/30/2014	W/R	MARY BRANDT	72.80	12/30/2014
604032	12/30/2014	W/W	MCS FOOD SERVICE DEPT.	114.87	
604033	12/30/2014	W/W	MEDINA CITY SCHOOLS	3,000.00	
604034	12/30/2014	W/W	MEDINA COUNTY BAR ASSOCIATION	75.00	
604035	12/30/2014	W/R	MEDINA CREATIVE ACCESSIBILITY	80.00	12/30/2014
604036	12/30/2014	W/W	MIDWEST GYM SUPPLY, INC.	3,292.00	
604037	12/30/2014	W/W	MONTVILLE POLICE DEPARTMENT	46.00	
604038	12/30/2014	W/W	MSB CONSULTING GROUP, LLC	501.31	
604039	12/30/2014	W/W	NATIONAL GEOGRAPHIC SCHOOL	742.50	
604040	12/30/2014	W/W	NICKLES BAKERY	1,727.81	
604041	12/30/2014	W/W	OAGC	100.00	
604042	12/30/2014	W/W	OAHPERD	125.00	
604043	12/30/2014	W/W	OAT CCC	375.00	
604044	12/30/2014	W/W	OASSA	165.00	
604045	12/30/2014	W/W	PAT CATAN'S CRAFT CENTER	45.80	
604046	12/30/2014	W/W	PAUL LYDEN	222.47	
604047	12/30/2014	W/W	CAFETERIA-PEPSI COLA ORDERS	1,834.40	
604048	12/30/2014	W/W	PITSCO	490.32	
604049	12/30/2014	W/W	POINT SPRING & DRIVESHAFT CO	522.29	
604050	12/30/2014	W/R	REBECCA GIBSON	31.24	12/30/2014
604051	12/30/2014	W/W	RESTROOM DIRECT	1,994.00	
604052	12/30/2014	W/W	RJ VERNAK REFRIGERATION	509.75	
604053	12/30/2014	W/R	ROBERT GIBSON	993.13	12/30/2014
604054	12/30/2014	W/R	ROBERTA GANGL	98.00	12/30/2014
604055	12/30/2014	W/W	SAMUEL FRENCH, INC.	245.39	

Check#	Check Date	Org Sta	Vendor Paid	Check Amount	Status Date
604056	12/30/2014	W/W	SCHOLASTIC BOOK FAIRS	17,700.48	
604057	12/30/2014	W/W	SCHOLASTIC PROFESSIONAL BOOKS	5.68	
604058	12/30/2014	W/W	SCHOOL SPECIALTY, INC	956.89	
604059	12/30/2014	W/W	SHAR PRODUCTS CO.	417.20	
604060	12/30/2014	W/W	SOLUTIONS BEHAVIORAL	2,999.76	
604061	12/30/2014	W/W	SPC PRODUCTS INC	97.50	
604062	12/30/2014	W/W	SPORTSWORLD	530.00	
604063	12/30/2014	W/W	STRS OHIO	1,743.04	
604064	12/30/2014	W/W	SUBURBAN SCHOOL	24,094.00	
604065	12/30/2014	W/W	SYSCO FOOD SERVICES CLEVELAND	6,810.10	
604066	12/30/2014	W/W	TALBERT'S COMMERCIAL PRODUCTS	43.67	
604067	12/30/2014	W/W	THEATRE HOUSE INC.	211.95	
604068	12/30/2014	W/W	TIMING FIRST LLC	777.68	
604069	12/30/2014	W/R	TIMOTHY BRACKEN	53.76	12/30/2014
604070	12/30/2014	W/W	TREASURER, STATE OF OHIO	313.60	
604071	12/30/2014	W/W	UNITED SPORT APPAREL	1,086.25	
604072	12/30/2014	W/R	VICKI CALVIN	30.00	12/30/2014
604073	12/30/2014	W/W	VWR INTERNATIONAL LLC	1,270.40	
604074	12/30/2014	W/R	WENDY GOOD	262.14	12/30/2014
604075	12/30/2014	W/W	WLS TRUCK SERVICE INC.	1,660.98	
604076	12/30/2014	W/W	WOODWIND AND BRASSWIND	28.00	
604077	12/30/2014	W/W	JOHN C ROCK	85.00	
604078	12/30/2014	W/W	LARRY CAMPANA	60.00	
604079	12/30/2014	W/W	RYAN M JAKUBCZAK	85.00	
604080	12/30/2014	W/W	TIM SAVONA	40.00	
604081	12/30/2014	W/W	WAYNE WILSON	340.00	
604082	12/30/2014	B/B	CLEAR FORK VALLEY LOCAL	140.00	
604083	12/30/2014	W/W	JW PEPPER & SON, INC.	4,062.87	

Total Checks Issued $ 6,550,557.66

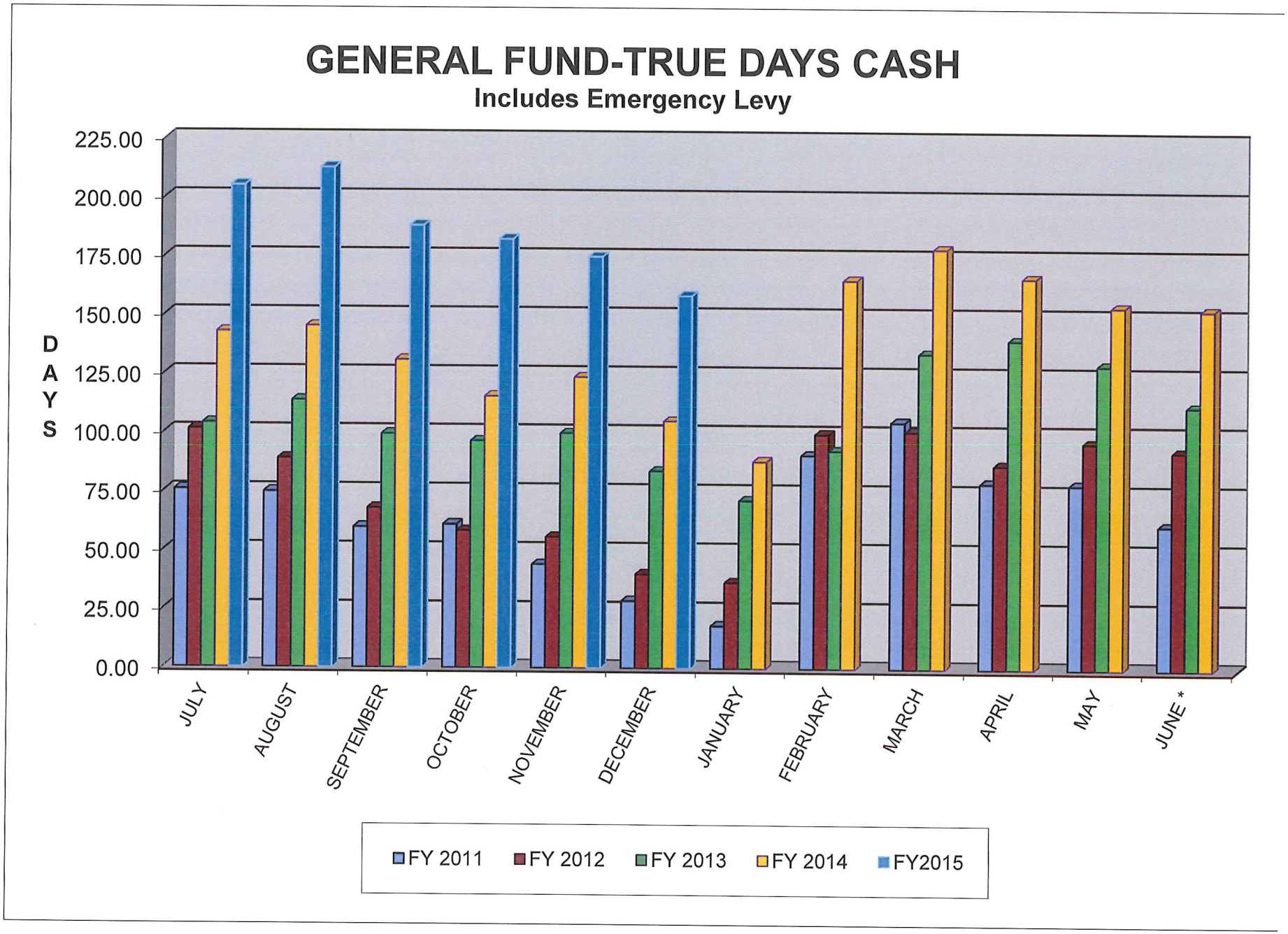
GENERAL FUND-TRUE DAYS CASH
Includes Emergency Levy
DAYS
225.00
200.00
175.00
150.00
125.00
100.00
75.00
50.00
25.00
0.00
JULY
AUGUST
SEPTEMBER
OCTOBER
NOVEMBER
DECEMBER
JANUARY
FEBRUARY
MARCH
APRIL
MAY
JUNE *
FY 2011
FY 2012
FY 2013
FY 2014
FY2015