

Medina City Schools

General Fund Analysis

December 31, 2017

	2017-2018	Y-T-D Actual		
	Original Estimate	July 2017 - June 2018	Percent	Variance
	(1)	(2)		(3)
Beginning Balance - July 1, 2017		53,851,830.20		0.00
General Fund	39,370,833.97			
Other Funds - Emergency Levy	14,480,996.23			
Revenue	<u>76,914,005.58</u>	<u>37,809,333.28</u>	<u>49.2%</u>	<u>39,104,672.30</u>
	76,914,005.58	37,809,333.28		39,104,672.30
Expenditures	76,147,614.00	37,960,778.39	49.9%	38,186,835.61
Encumbrance	946,300.00	2,277,005.31		-1,330,705.31
	<u>77,093,914.00</u>	<u>40,237,783.70</u>		<u>36,856,130.30</u>
Ending Balance - June 30, 2018	53,671,921.78	51,423,379.78		2,248,542.00

Original Estimate revenue, expenditure and encumbrance taken from May 2017 five-year forecast
plus Return of Advances issued June 2017.
Includes November 2013 Emergency Levy

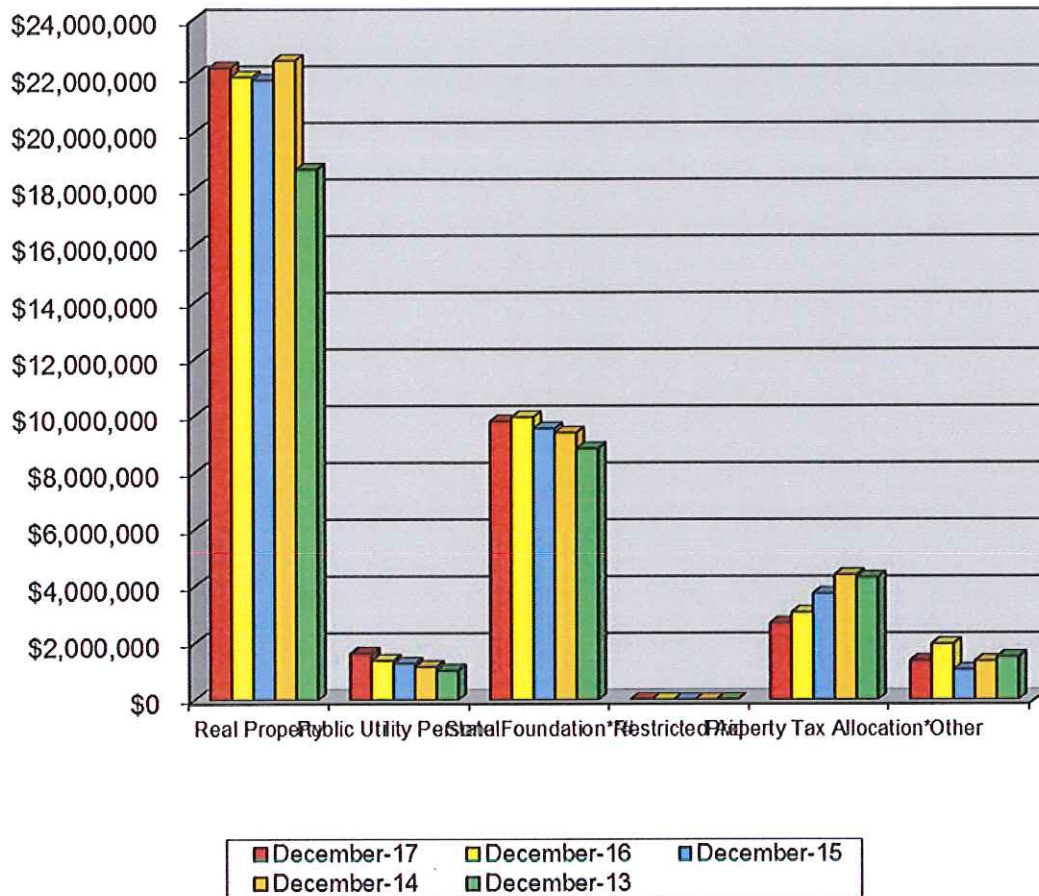
General Fund Summary

December 2017

Revenues

1. Real Property Taxes – Total Real Property Taxes received from the beginning of the fiscal year until December 31, 2017 is \$22,284,893.66. This is an increase of 4.2% above last year's taxes received at this time. This is due to the final settlement being posted in August last year moving monies into Public Utility Personal Property. \$-0- was collected in December.
2. Public Utility Personal Property Taxes – Total Public Utility Personal Property Taxes received from the beginning of the fiscal year until December 31, 2017 is \$1,633,841.71. These monies are distributed upon settlement from the County Auditor. The amounts are listed in a separate line for State and five-year forecasting purposes. \$-0- has been transferred in December.
3. State Foundation – State Foundation monies received from the State of Ohio from the beginning of the fiscal year until December 31, 2017 total \$9,801,320.86. This is a decrease of 1.5% below last year's foundation money received at this time. This includes \$183,904.05 from Casino revenues for the year. \$1,615,103.44 was collected in December.
4. Restricted Aid – Restricted Aid monies are for Career Tech funding. Monies received from the beginning of the fiscal year until December 31, 2017 total \$17,108.58. \$5,838.96 was collected in December.
5. Homestead and Rollback – Monies received from the State of Ohio from the beginning of the fiscal year until December 31, 2017 total \$2,696,725.08. Receipts are based upon the real property taxes collected and Homestead filings with the County Auditor. These revenues will also include monies for personal property tax loss reimbursement from the State. The State will again be reducing the distribution of personal property tax loss reimbursement for the schools and will distribute these monies in November and May. \$-0-was collected in December.
6. Other – Other monies received from the beginning of the fiscal year until December 31, 2017 total \$1,375,443.39. This is a decrease of 29.9% below last year at this time and is due to Other Local Taxes, Gains/Losses on Investments, Rent, Creative Abatements, Return of Advances, and Refund of Prior Years Expenditures. \$421,091.27 was collected in December.

General Fund Revenue



	December-17	December-16	December-15	December-14	December-13	Current Forecast
Real Property	\$22,284,894	\$21,963,304	\$21,849,287	\$22,542,822	\$18,693,602	\$47,651,143
Public Utility Personal	\$1,633,842	\$1,384,942	\$1,278,953	\$1,162,428	\$1,036,985	\$3,021,813
State Foundation**#	\$9,801,321	\$9,947,044	\$9,553,709	\$9,399,991	\$8,846,391	\$20,662,619
Restricted Aid	\$17,109	\$7,239	\$3,941	\$3,174	\$14,882	\$81,792
Property Tax Allocation*	\$2,696,725	\$3,074,694	\$3,742,633	\$4,399,021	\$4,304,152	\$6,129,771
Other	\$1,375,443	\$1,962,122	\$1,055,889	\$1,358,055	\$1,502,484	\$3,037,726
Total	\$37,809,333	\$38,339,345	\$37,484,412	\$38,865,491	\$34,398,496	\$80,584,864
State %	33.1%	34.0%	35.5%	35.5%	38.3%	

Includes Homestead/Rollback, Tangible Personal Property Tax Fixed Rate Loss Reimbursement and Electric Deregulation.

* Includes Casino Revenue in State Foundation beginning January 2013 and Economic Disadvantaged Funding in November 2013.

† Includes a one time Hold Harmless on TPP in May 2016

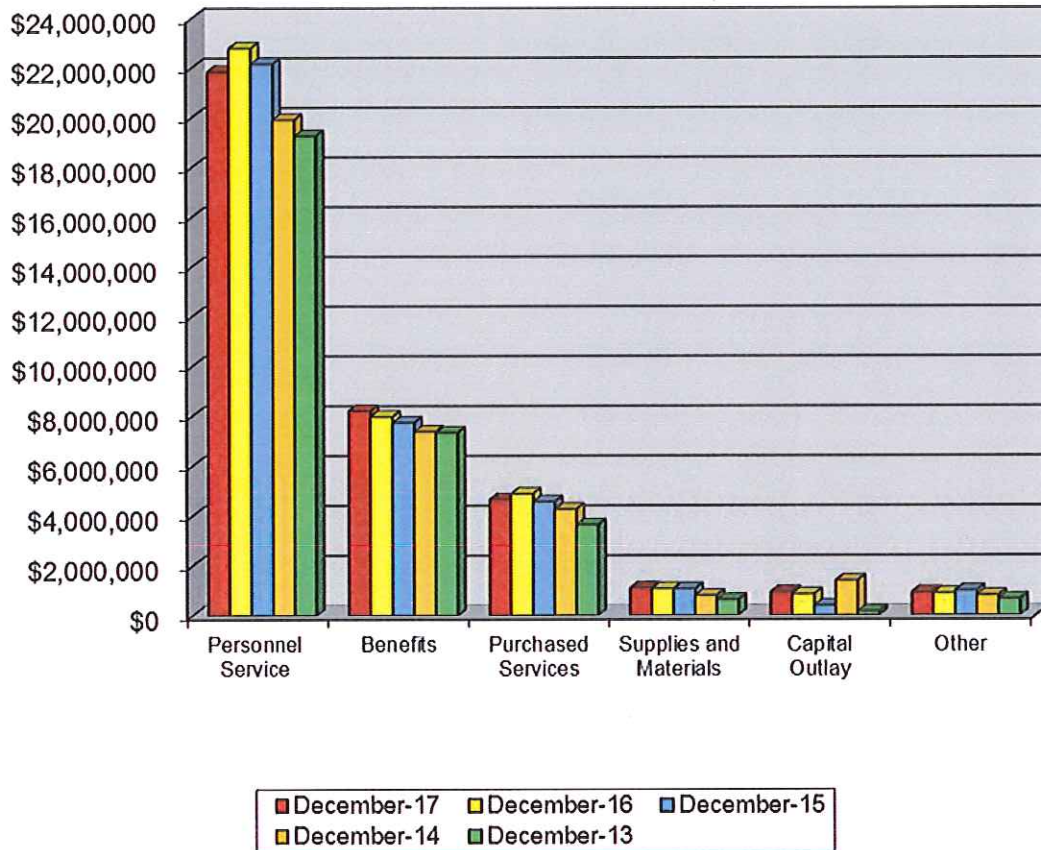
General Fund Summary

December 2017

Expenditures

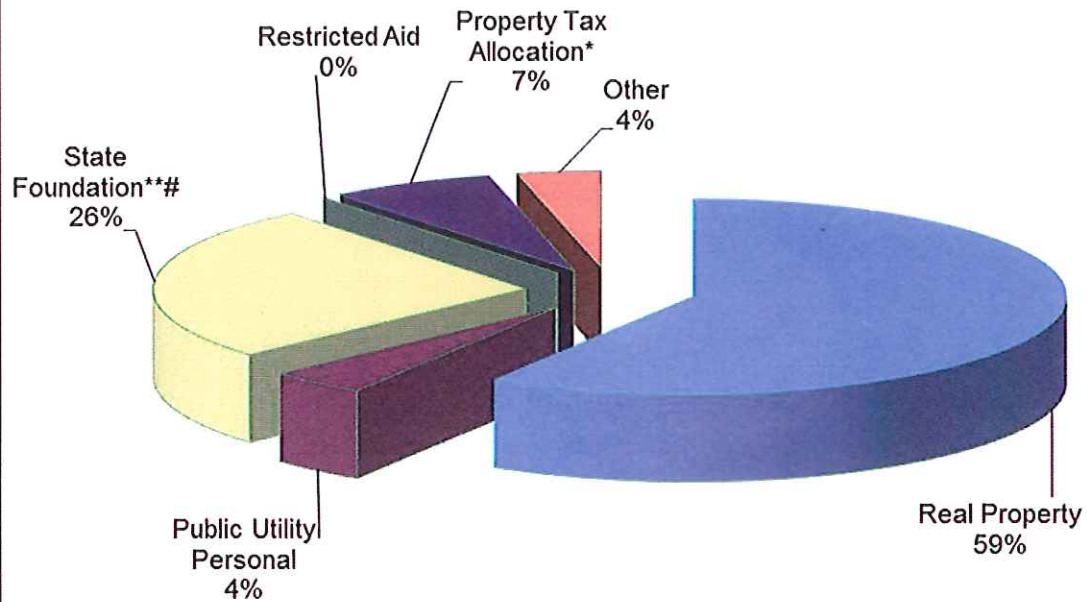
1. Personnel Services— The costs for personnel services for the School District from the beginning of the fiscal year until December 31, 2017 was \$21,845,953.13. This was a decrease of 4.1% below last year at this time. We are still one payment in the fiscal year behind last fiscal year. \$5,132,384.53 was spent in December.
2. Benefits – The cost for benefits for the School District from the beginning of the fiscal year until December 31, 2017 was \$8,197,746.99. This was an increase of 2.9% above last year at this time. \$1,426,370.13 was spent in December.
3. Purchased Services – The cost for purchased services for the district from the beginning of the fiscal year until December 31, 2017 total \$4,644,537.23. This was a 4.8% decrease below last year at this time. \$653,226.24 was spent in December. Professional Services, GAAP Services, Repairs and Services, Rent, Postage, Electricity, Water/Sewer, Gas, and Community Schools account for the decrease.
4. Supplies and Materials – The cost for supplies and materials for the district from the beginning of the fiscal year until December 31, 2017 total \$1,095,022.84. This was a 2.3% increase above last year at this time. \$94,203.69 was spent in December. Nursing Supplies, Textbooks, Newspapers/Periodicals, and Fuel account for this increase.
5. Capital Outlay – The cost for capital outlay for the district from the beginning of the fiscal year until December 31, 2017 total \$936,068.18. This was a 10.2% increase above last year at this time and was mainly due to Technology, Maintenance and Transportation Equipment. \$4,175.39 was spent in December.
6. Other – The cost of other expenditures excluding transfers for the district was \$925,462.49 for the fiscal year until December 31, 2017. This was a 4.2% increase above last year at this time. \$88,851.32 was spent in December. Other Dues/Fees, and County Board Services make up the majority of this increase.

General Fund Expenditures

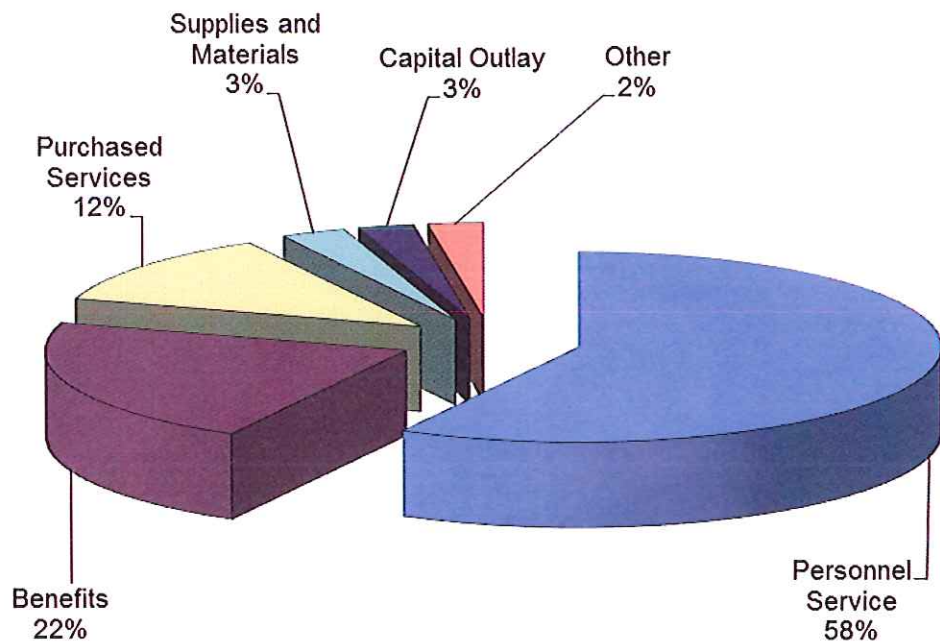


	December-17	December-16	December-15	December-14	December-13	Current Forecast
Personnel Service	\$21,845,953	\$22,785,934	\$22,159,196	\$19,902,922	\$19,248,873	\$44,412,755
Benefits	\$8,197,747	\$7,964,913	\$7,731,460	\$7,366,898	\$7,329,374	\$15,752,904
Purchased Services	\$4,644,537	\$4,878,284	\$4,565,682	\$4,260,298	\$3,628,483	\$9,321,752
Supplies and Materials	\$1,095,023	\$1,070,168	\$1,069,029	\$798,203	\$627,189	\$1,807,524
Capital Outlay	\$936,068	\$849,669	\$396,831	\$1,393,388	\$159,603	\$1,089,300
Other	\$925,462	\$888,554	\$990,420	\$803,851	\$652,412	\$1,741,027
Transfers and Adv., Etc.	\$315,988	\$452,956	\$486,731	\$307,538	\$481,728	\$493,894
Other than Debt						
Total	\$37,960,778	\$38,890,478	\$37,399,349	\$34,833,098	\$32,127,662	\$74,619,156

Current General Fund Revenue



Current General Fund Expenditures



December 2017

MEDINA CITY SCHOOLS BANK REC

Balance

Bank Balance - Regular Account

3,307,117.00

Petty Cash

Financial Checks Outstanding 206,392.82

Worker Comp Outstanding 1,530.74

Flex O/S Checks 2,056.81

Payroll Checks Outstanding 8,132.74

(218,113.11)

3,089,003.89

Flex Spending Bank Acct 33,819.53

Investments:

Sweep Account 952,012.70

Redtree Investments 22,799,623.64

T. Rowe - Collins 328,716.65

T. Rowe - Bushman 0.00

Scudder - Collins 281,519.48

Scudder - Bushman 5,303.50

Kanehl Stocks 5,803.02

Star Ohio (22923) 22,824,498.04

22,824,498.04

Star Plus 104791113939 0.00

Multi-Bank Securities 9,890,579.89

Fifth Third Securities 9,642,692.43

Fifth Third Money Market 48,094.14

Fifth Third Treasuries

Total

66,778,843.49

66,778,843.49

69,901,666.91

Adjustments

Deposits in Transit 6,334.24

Expenses not posted (501,391.74)

Other adjustments (see below) 0.00

Total

(495,057.50)

69,406,609.41

MCSD Balance

69,406,609.41

Difference Between Bank vs. Book

0.00

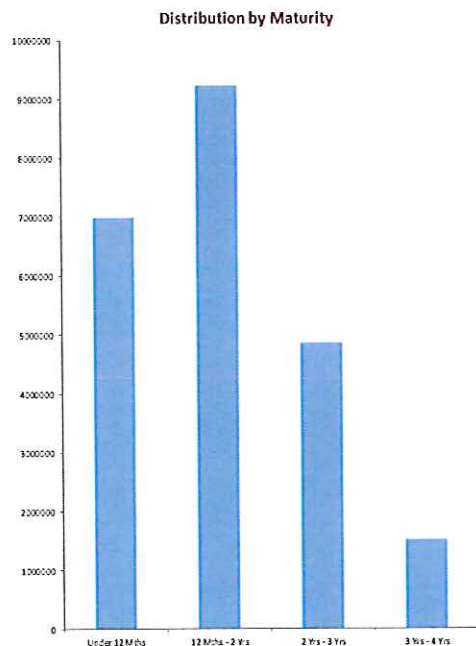
MEDINA CITY SCHOOLS
SALES TAX UPDATE

Date	Sales Tax Description	Receipts	Expenditures	Balance
July 1, 2017	Beginning Balance (071) Sales Tax and (002-9012) Bond			\$3,232,044.11
July	6 Month Asbestos Surveillance Inspection and Reports		\$525.00	\$3,231,519.11
	Dell, Inc. Poweredge R330		\$22,608.00	\$3,208,911.11
	Paving Program		\$5,555.46	\$3,203,355.65
	Tennis Court Improvements		\$3,555.46	\$3,199,800.19
	VP-16 16 Port Analog IP Video Encoders		\$8,995.00	\$3,190,805.19
	4th Quarter Fleet Master Lease Agreement		\$9,110.24	\$3,181,694.95
	Concept Develop and Schem Design/Design Phase and Const		\$4,417.00	\$3,177,277.95
	Sales Tax Distribution	\$718,991.15		\$3,896,269.10
August	Turf Replacement		\$449,510.00	\$3,446,759.10
	Flex Flip Tables		\$8,461.00	\$3,438,298.10
	Paving Program		\$500.00	\$3,437,798.10
	Mesh Black Chairs		\$2,524.76	\$3,435,273.34
	Remove and Replace Conrete Stoop/Step at Entrance to Locker Room		\$2,100.00	\$3,433,173.34
	1st Quarter Fleet Master Lease Agreement		\$9,110.24	\$3,424,063.10
	Lavor and Materials/Fixture Relamping		\$57,780.00	\$3,366,283.10
	Romove and Replace 525 Sq. Ft. of Concrete at Heritage		\$4,100.00	\$3,362,183.10
	Black Chairs		\$9,017.00	\$3,353,166.10
	Freight Charges/Anchor Bracket System		\$60.00	\$3,353,106.10
	Labor and Materials for Garfield Cupola Repair		\$61,880.39	\$3,291,225.71
	Claggett Door Replacement		\$1,675.00	\$3,289,550.71
	District Paving Program		\$57,952.04	\$3,231,598.67
September	Soccer Groundbar Anchor Bracket System		\$40.62	\$3,231,558.05
	Tetherballs/Post/Funball/Hoop/Backboards/Freight		\$3,825.00	\$3,227,733.05
	Stack Chairs, Poly Shell, Chrome Legs		\$1,882.00	\$3,225,851.05
	1st Quarter Fleet Master Lease Agreement		\$9,645.81	\$3,216,205.24
	Garfield Locker Replacement Project		\$23,900.00	\$3,192,305.24
	Paving Program		\$11,550.00	\$3,180,755.24
	Bank Chargers for New Radios		\$900.00	\$3,179,855.24
	Mini Dome Camera/Network Drops		\$768.00	\$3,179,087.24
	Labor and Materials for Garfield Cupola Repair		\$5,380.91	\$3,173,706.33
	Claggett Middle School Exterior Gym Door Replacement and Frame Upg		\$6,900.00	\$3,166,806.33
	Engineering Design and Observation for Sports Lighting at Ken Dukes St		\$2,900.00	\$3,163,906.33
	Labor and Supplies for Removal and Replacement of Carpet/Claggett 304		\$2,189.00	\$3,161,717.33
	Service Agreement - Generator		\$17,761.00	\$3,143,956.33
October	District Paving Program		\$140,947.81	\$3,003,008.52
	Flex Flip Tables in PDC		\$6,265.00	\$2,996,743.52
	2nd Quarter Fleet Master Lease Agreement		\$9,519.82	\$2,987,223.70
	Sales Tax Distribution	\$845,102.53		\$3,832,326.23
	6' Park Bench with Backrest at Northrop		\$333.00	\$3,831,993.23
	Door Replacement-Main Entrance and Bus Loop at Claggett		\$17,800.00	\$3,814,193.23
	Tennis Court Improvement		\$317.62	\$3,813,875.61
	Cupola Bidding and Award Phase, Construction and Closeout Phase		\$2,276.00	\$3,811,599.61
November	COPS Principal and Interest		\$1,261,668.75	\$2,549,930.86
	Claggett Middle School Door Replacement		\$6,580.00	\$2,543,350.86
	Conference Tables		\$2,411.82	\$2,540,939.04
	Roller Shades for Garfield and Claggett, Installation		\$6,420.00	\$2,534,519.04
	Teatherball Post, Balls, Funball, Hoop, Backboards		\$3,825.00	\$2,530,694.04
	Sealcoat Parking Lot Area at Garfield		\$3,457.00	\$2,527,237.04
	Sealcoat Blake Elementary Playground		\$5,537.00	\$2,521,700.04
	2nd Quarter Fleet Master Lease Agreement		\$9,519.82	\$2,512,180.22
	Paving Program		\$4,500.00	\$2,507,680.22
	Replacement Mats at Garfield		\$520.20	\$2,507,160.02
	Materials for Flooring Replacement of Stage Area at EVOLVE		\$979.00	\$2,506,181.02
December	Refrigerator/Chest Freezer Central Office		\$1,181.00	\$2,505,000.02
	Cupboard Storage Units/Marker Board/Work Surfaces at Fenn		\$12,951.81	\$2,492,048.21
	Staff Workroom Furniture - Heritage		\$5,779.36	\$2,486,268.85
	NJPA Contract - Turf Replacement		\$39,390.00	\$2,446,878.85
	2nd Quarter Fleet Master Lease Agreement		\$9,519.82	\$2,437,359.03
	Provide/Install Security Cage at Claggett for Robotics Equipment		\$3,525.00	\$2,433,834.03
	Repairs/Improvements to Garfield Playground, Parking Lot Areas		\$8,574.53	\$2,425,259.50
	6-Month Asbestos Surveillance		\$525.00	\$2,424,734.50
	Worksurface Items for Communications Office		\$1,159.04	\$2,423,575.46
Fiscal Year Totals		\$1,564,093.68	\$2,372,562.33	

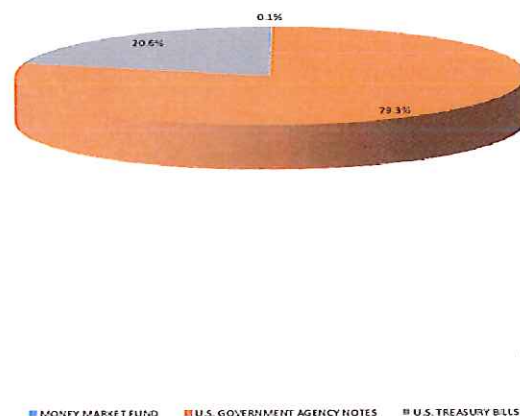
Monthly Investment Summary
Medina City School District
US Bank Custodian Acct Ending x70982
 December 31, 2017

Monthly Cash Flow Activity		Market Value Summary				
From 11-30-17 through 12-31-17		Security Type	Market Value	Pct. Assets	Avg Yield at Cost	Wght Avg Mat
Beginning Book Value	22,777,777.01	Money Market Fund				
Contributions	0.00	MONEY MARKET FUND	26,628.22	0.1	1.18	0.00
Withdrawals	0.00	Fixed Income				
Realized Gains/Losses	0.00	U.S. GOVERNMENT AGENCY NOTES	17,884,154.63	79.1	1.29	1.90
Gross Interest Earnings	21,846.63	U.S. TREASURY BILLS	4,637,573.71	20.5	1.44	0.79
Ending Book Value	22,799,623.64	Accrued Interest	54,911.90	0.2		
		TOTAL PORTFOLIO	22,603,268.46	100.0	1.32	1.67

Maturity Distribution



Security Type Allocation



Disclosures:

RedTree's internal accounting system is used as the source of the market value of this account. Although obtained from a source believed to be reliable, we cannot guarantee its accuracy. You should review all account statements provided by the custodian and compare with the statements provided by RedTree.

Questions? Call 888.596.2293 or email info@redtreeinv.com

Portfolio Holdings Report
Medina City School District
US Bank Custodian Acct Ending x70982
 December 31, 2017

Quantity	Cusip	Security Description	Moody's	S&P	Cost Basis	Market Value	Yield at Cost	Wtd Maturity
U.S. GOVERNMENT AGENCY NOTES								
1,270,000	3134G9N60	Federal Home Ln Mtg 1.000% Due 07-27-18	Aaa	AA+	1,270,000.00	1,264,963.18	1.00	0.57
1,085,000	3135G0G72	Federal Natl Mtg Assoc 1.125% Due 12-14-18	Aaa	AA+	1,083,730.55	1,077,788.00	1.19	0.94
2,220,000	3137EADZ9	Federal Home Ln Mtg 1.125% Due 04-15-19	Aaa	AA+	2,219,267.40	2,199,680.34	1.14	1.27
2,500,000	3135G0K93	Federal Natl Mtg Assoc 1.250% Due 06-28-19	Aaa	AA+	2,500,000.00	2,475,340.00	1.25	1.47
2,180,000	3130A9EP2	Federal Home Ln Bank 1.000% Due 09-26-19	Aaa	AA+	2,179,753.60	2,146,602.40	1.00	1.71
2,420,000	3136G2RQ2	Federal Natl Mtg Assoc 1.400% Due 10-29-19	Aaa	AA+	2,420,000.00	2,392,007.86	1.40	1.79
1,270,000	3136G3J71	Federal Natl Mtg Assoc 1.420% Due 07-27-20	Aaa	AA+	1,270,000.00	1,247,776.27	1.42	2.50
1,520,000	3136G35C5	Federal Natl Mtg Assoc 1.400% Due 08-28-20	Aaa	AA+	1,520,000.00	1,491,331.28	1.40	2.58
2,130,000	3136G4AL7	Federal Natl Mtg Assoc 1.500% Due 09-30-20	Aaa	AA+	2,130,000.00	2,089,299.96	1.50	2.66
1,545,000	3136G34Y8	Federal Natl Mtg Assoc 1.600% Due 08-24-21	Aaa	AA+	1,545,000.00	1,499,365.33	1.60	3.50
	Accrued Interest					54,911.90		
					18,137,751.55	17,939,066.53	1.29	1.90
U.S. TREASURY BILLS								
1,080,000	912796NV7	US Treasury Bill 0.000% Due 09-13-18	P-1	A-1+	1,066,485.51	1,067,503.32	1.26	0.70
1,770,000	912796NZ8	US Treasury Bill 0.000% Due 10-11-18	P-1	A-1+	1,746,167.39	1,746,913.89	1.40	0.78
1,850,000	912796PD5	US Treasury Bill 0.000% Due 11-08-18	P-1	A-1+	1,822,590.97	1,823,156.50	1.58	0.85
					4,635,243.87	4,637,573.71	1.44	0.79
MONEY MARKET FUND								
	USBMMF	First American Treasury Obligations Fund			26,628.22	26,628.22	1.18	
TOTAL PORTFOLIO					22,799,623.64	22,603,268.46	1.32	1.67

Disclosures:

RedTree's internal accounting system is used as the source of the market value of this account. Although obtained from a source believed to be reliable, we cannot guarantee its accuracy. You should review all account statements provided by the custodian and compare with the statements provided by RedTree.

Questions? Call 888.596.2293 or email info@redtreeinv.com

Monthly Activity Reports
 Medina City School District
 US Bank Custodian Acct Ending x70982
 From 12-01-17 Through 12-31-17

GROSS INTEREST INCOME

Ex-Date	Pay-Date	Security	Amount
U.S. GOVERNMENT AGENCY NOTES			
12-14-17	12-14-17	Federal Natl Mtg Assoc 1.125% Due 12-14-18	6,103.13
12-28-17	12-28-17	Federal Natl Mtg Assoc 1.250% Due 06-28-19	15,625.00
			<hr/> 21,728.13
MONEY MARKET FUND			
12-01-17	12-01-17	First American Treasury Obligations Fund	118.50
GROSS INCOME			<hr/> 21,846.63

Disclosures:

RedTree's internal accounting system is used as the source of the market value of this account. Although obtained from a source believed to be reliable, we cannot guarantee its accuracy. You should review all account statements provided by the custodian and compare with the statements provided by RedTree.

Questions? Call 888.596.2293 or email info@redtreeinv.com

Purchase and Sale
Medina City School District
US Bank Custodian Acct Ending x70982
From 12-01-17 Through 12-31-17

Trade Date	Settle Date	Quantity	Security	Unit Price	Amount
---------------	----------------	----------	----------	---------------	--------

No transactions were found!

Disclosures:

RedTree's internal accounting system is used as the source of the market value of this account. Although obtained from a source believed to be reliable, we cannot guarantee its accuracy. You should review all account statements provided by the custodian and compare with the statements provided by RedTree.

Questions? Call 888.596.2293 or email info@redtreeinv.com

Realized Gains/Losses
Medina City School District
US Bank Custodian Acct Ending x70982
From 12-01-17 Through 12-31-17

Open Date	Close Date	Quantity	Security	Cost Basis	Proceeds	Gain Or Loss	
						Short Term	Long Term
TOTAL GAINS						0.00	0.00
TOTAL LOSSES						0.00	0.00
				0.00	0.00	0.00	0.00
TOTAL REALIZED GAIN/LOSS		0.00					

Disclosures:

RedTree's internal accounting system is used as the source of the market value of this account. Although obtained from a source believed to be reliable, we cannot guarantee its accuracy. You should review all account statements provided by the custodian and compare with the statements provided by RedTree.

Questions? Call 888.596.2293 or email info@redtreeinv.com

ENV# CEBDXQBCBBJWBXD_BBBBB
FIFTH THIRD SECURITIES, INC.
MD 1MOB2A
5050 KINGSLEY DRIVE
CINCINNATI, OH 45263

MEDINA CITY SCHOOLS
DAVID CHAMBERS
739 WEYMOUTH RD
MEDINA OH 44256



STATEMENT FOR THE PERIOD DECEMBER 1, 2017 TO DECEMBER 31, 2017

MEDINA CITY SCHOOLS - Corporation
Account Number: [REDACTED]

By the courtesy of:
LEE/CARTER/SAVAGE

For questions about your accounts:
Local: 614 744 5496
National: 800 228 8852

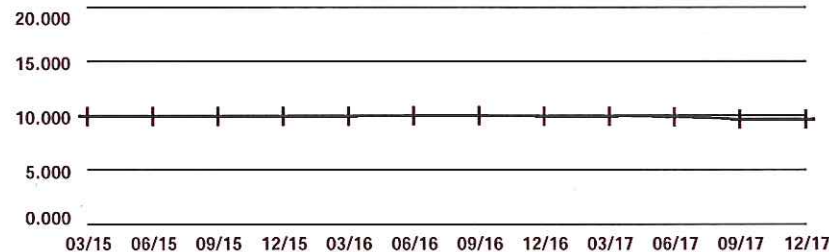
TOTAL VALUE OF YOUR PORTFOLIO **\$9,690,786.57**

FOR YOUR INFORMATION

Fifth Third Securities, Inc. Investments offered through Fifth Third Securities, Inc., member
FINRA/SIPC

CHANGE IN VALUE OF YOUR PORTFOLIO

\$ millions



Change In Value Of Your Portfolio information can be found in Miscellaneous Footnotes at the end of this statement.

Fifth Third Securities, Inc.

MN_CEBDXQBCBBJWBXD_BBBBB 20171229

Account carried with National Financial Services LLC, Member
NYSE, SIPC

Statement for the Period December 1, 2017 to December 31, 2017

MEDINA CITY SCHOOLS - Corporation

Account Number: [REDACTED]



Account Overview

CHANGE IN ACCOUNT VALUE	Current Period	Year-to-Date
BEGINNING VALUE	\$9,701,705.80	\$9,982,669.94
Additions and Withdrawals	(\$6,081.38)	(\$127,569.57)
Income	\$6,356.56	\$127,108.15
Taxes, Fees and Expenses	\$0.00	\$0.00
Change in Value	(\$11,194.41)	(\$291,421.95)
ENDING VALUE (AS OF 12/31/17)	\$9,690,786.57	\$9,690,786.57

Refer to Miscellaneous Footnotes for more information on Change in Value.


INCOME

TAXABLE	Current Period	Year-to-Date
Taxable Dividends	\$168.50	\$867.15
Taxable Interest	\$6,188.06	\$126,241.00
TOTAL TAXABLE	\$6,356.56	\$127,108.15
TOTAL INCOME	\$6,356.56	\$127,108.15

Taxable income is determined based on information available to NFS at the time the statement was prepared, and is subject to change. Final information on taxation of interest and dividends is available on Form 1099-Div, which is mailed in February of the subsequent year.

ACCOUNT ALLOCATION

Money Markets 0.5%



CDs 99.5%

	Percent	Prior Period	Current Period
Money Markets	0.5 %	\$47,818.96	\$48,094.14
CDs	99.5	\$9,653,886.84	\$9,642,692.43
TOTAL	100.0 %	\$9,701,705.80	\$9,690,786.57

Account Allocation shows the percentage that each asset class represents of your total account value. Account Allocation for equities, fixed income, and other categories may include mutual funds and may be net of short positions. NFS has made assumptions concerning how certain mutual funds are allocated. Closed-end mutual funds and Exchange Traded Products (ETPs) listed on an exchange may be included in the equity allocation. The chart may not reflect your actual portfolio allocation. Consult your broker/dealer prior to making investment decisions.

Statement for the Period December 1, 2017 to December 31, 2017

MEDINA CITY SCHOOLS - Corporation

Account Number: [REDACTED]



Account Overview *continued*

MESSAGES AND ALERTS

Customers wishing to learn more about their investment professional can contact the FINRA BrokerCheck Hotline Number at 1-800-289-9999 or visit the FINRA Regulation website www.finra.org. Customers can also obtain an investor brochure that includes information describing the FINRA BrokerCheck program by contacting Brokerage Operations 1-888-889-1025.

Fifth Third Securities reminds you to please promptly report any inaccuracies or discrepancies in your account to Brokerage Operations by calling 1-888-889-1025. Please reconfirm any oral communications in writing to your Investment Professional to further protect your rights under the Securities Investor Protection Act SIPA.

Please note that the FDIC insured deposit at Fifth Third Bank under the Fifth Third BD Program is not covered by SIPC. The FDIC insured deposit is eligible for FDIC insurance subject to FDIC coverage limits at the time funds are deposited at Fifth Third Bank. As referenced in the Fifth Third BD Program disclosure document, clients are responsible for monitoring their total assets at Fifth Third Bank to determine the extent of available FDIC coverage.

Customers wishing to learn more about how an order is routed or executed should notify their investment professional in writing. Pursuant to SEC rules, customers can request details on the identity of the venue to which their orders were routed for execution. A written report will be furnished upon request. To learn more about how your order is routed online, please visit <https://www.53.com/investments>.

Statement for the Period December 1, 2017 to December 31, 2017

MEDINA CITY SCHOOLS - Corporation

Account Number: [REDACTED]



Holdings

NFS-provided cost basis, realized gain (loss) and holding period information may not reflect all adjustments necessary for tax purposes. Please refer to Footnotes and Cost Basis Information at the end of this statement for more information.

For additional information regarding your holdings, please refer to the footnotes at the end of the statement.

CASH AND CASH EQUIVALENTS - 0.50% of Total Account Value

Description	Symbol/Cusip Account Type	Quantity	Price on 12/31/17	Current Market Value	Estimated Annual Income
Money Markets					
FEDERATED TREASURY OBLIGATIONS IS	TOIXX	48,094.14	\$1.00	\$48,094.14	
7 DAY YIELD 1.13%	CASH				
Dividend Option Cash					
Capital Gain Option Cash					
Total Cash and Cash Equivalents				\$48,094.14	

Statement for the Period December 1, 2017 to December 31, 2017

MEDINA CITY SCHOOLS - Corporation

Account Number: [REDACTED]



HOLDINGS > FIXED INCOME - 99.50% of Total Account Value

ALERT: You have a fixed income position due to mature within the next 90 days.

For an explanation of fixed income pricing, please see the last page. Redemption schedule(s), bond rating(s), and other information are provided where available. If information does not appear regarding a particular investment, it is not available. The ratings on this statement are provided by Standard & Poor's and/or Moody's to rate the quality based on the respective rating agency's assessment. Ratings information from Standard & Poor's ("S&P") may not be reproduced. S&P credit ratings are statements of opinion and are not statements of fact or recommendations to purchase, hold, or sell securities, nor do they address the suitability of securities for investment purposes, and should not be relied on as investment advice. S&P does not guarantee the accuracy, completeness, timeliness or availability of any information, including ratings, and is not responsible for errors or omissions (negligent or otherwise). S&P gives no express or implied warranties, including but not limited to any warranties of merchantability or fitness for a particular purpose or use. S&P shall not be liable for any direct, indirect, incidental, exemplary, compensatory, punitive, special or consequential damages, costs, expenses, legal fees, or losses (including lost income or profits and opportunity costs) in connection with any use of ratings.

Description	Symbol/Cusip Account Type	Quantity	Estimated Price on 12/31/17	Estimated Current Market Value	Estimated Annual Income	Original/Adjusted Cost Basis	Unrealized Gain (Loss)
CDs							
Certificates of Deposit (CDs), including Market Indexed CDs and Market Linked CDs (collectively, MCDs) are generally shown at estimated market prices based upon a matrix or model pricing method that may not represent the actual price if sold prior to maturity. However, CDs and MCDs may be shown at face value for up to seven calendar days from date of issue if estimated market prices have not been received from a third party pricing vendor. The actual value of CDs and MCDs may be different from their purchase price. CDs and MCDs are subject to interest rate risk. The estimated market price reflected for MCDs may not be based on the actual closing value of the linked market index on the final maturity date and the market value of MCDs may not correspond directly to increases or decreases in the underlying linked market index. You may sell CDs or MCDs in the secondary market subject to market conditions. The secondary market for CDs and MCDs is generally illiquid. If sold prior to maturity, the value of MCDs may be less than the purchase amount or face value. The sale or redemption of any fixed income security prior to maturity may result in a substantial gain or loss, and an early withdrawal penalty may apply. Certain MCDs may only be redeemed on pre-specified liquidation dates and may have call features that allow the issuer to call the MCD prior to maturity. Certain Step Rate CDs are also subject to reinvestment risk if call provisions are exercised by the issuer and if a CD with a comparable rate is not available.							
See sales materials or contact your broker/dealer for additional information.							
BMO HARRIS BK NATL ASSN CHICAG CD 1.10000% 01/19/2018 FDIC INSURED CPN PMT SEMI-ANNUAL ON JUL 20, JAN 20 Next Interest Payable: 01/19/18 Estimated Yield 1.10% Accrued Interest \$1233.21 Average Unit Cost \$1.00 Adjusted Cost Basis	05581WCD5 CASH	248,000	\$1.00011	\$248,027.28	\$2,728.00	\$248,000.00	\$27.28
ALLY BK MIDVALE UTAH CD 1.40000% 01/22/2018 FDIC INSURED CPN PMT SEMI-ANNUAL ON JUL 22, JAN 22 Next Interest Payable: 01/22/18 Estimated Yield 1.40% Accrued Interest \$1563.01 Average Unit Cost \$1.00 Adjusted Cost Basis	02006LND1 CASH	250,000	\$1.0001	\$250,025.00	\$3,500.00	\$250,000.00	\$25.00
CAPITAL ONE BK USA NATL ASSN 1.25000% 01/22/2018 CD FDIC INSURED	140420RH5 CASH	250,000	\$1.00	\$250,000.00	\$3,125.00	\$250,000.00	

Fifth Third Securities, Inc.

Account carried with National Financial Services LLC, Member
NYSE, SIPC

MN_CEBDXQBCBBJBXBD_BBBBB 20171229

Statement for the Period December 1, 2017 to December 31, 2017

MEDINA CITY SCHOOLS - Corporation

Account Number: [REDACTED]



HOLDINGS > FIXED INCOME *continued*

Description	Symbol/Cusip Account Type	Quantity	Estimated Price on 12/31/17	Estimated Current Market Value	Estimated Annual Income	Original/Adjusted Cost Basis	Unrealized Gain (Loss)
CAPITAL ONE BK USA NATL ASSN 1.25000% CPN PMT SEMI-ANNUAL ON JUL 22, JAN 22 Next Interest Payable: 01/22/18 Estimated Yield 1.25% Accrued Interest \$1395.55 Average Unit Cost \$1.00 Adjusted Cost Basis	140420RH5	<i>continued</i>				\$250,000.00 D	
BMW BK NORTH AMER SALT LAKE 1.35000% 01/23/2018 CD FDIC INSURED CPN PMT SEMI-ANNUAL ON JUL 23, JAN 23 Next Interest Payable: 01/23/18 Estimated Yield 1.35% Accrued Interest \$1497.95 Average Unit Cost \$1.00 Adjusted Cost Basis	05580ABB9 CASH	250,000	\$1.00007	\$250,017.50	\$3,375.00	\$250,000.00 D	\$17.50
DISCOVER BK CD 1.30000% 01/29/2018 FDIC INSURED CPN PMT SEMI-ANNUAL ON JUL 28, JAN 28 Next Interest Payable: 01/28/18 Estimated Yield 1.30% Accrued Interest \$1397.95 Average Unit Cost \$1.00 Adjusted Cost Basis	254672GB8 CASH	250,000	\$1.00005	\$250,012.50	\$3,250.00	\$250,000.00 D	\$12.50
ISRAEL DISC BK NEW YORK N Y CD 1.25000% 01/29/2018 FDIC INSURED CPN PMT SEMI-ANNUAL ON JUL 28, JAN 28 Next Interest Payable: 01/28/18 Average Unit Cost \$1.00 Adjusted Cost Basis	465076JE8 CASH	248,000	\$1.00007	\$248,017.36		\$248,000.00 D	\$17.36
SALLIE MAE BK SLT LAKE CITY UT CD 1.20000% 01/29/2018 FDIC INSURED CPN PMT SEMI-ANNUAL ON JUL 27, JAN 27 Next Interest Payable: 01/27/18	795450XV2 CASH	248,000	\$1.00007	\$248,017.36	\$2,976.00	\$248,000.00	

Fifth Third Securities, Inc.

Account carried with National Financial Services LLC, Member
NYSE, SIPC

MN _CEBDXQBCBBJBXBD_BBBBB 20171229

Statement for the Period December 1, 2017 to December 31, 2017

MEDINA CITY SCHOOLS - Corporation
Account Number: [REDACTED]



HOLDINGS > FIXED INCOME *continued*

Description	Symbol/Cusip Account Type	Quantity	Estimated Price on 12/31/17	Estimated Current Market Value	Estimated Annual Income	Original/Adjusted Cost Basis	Unrealized Gain (Loss)
SALLIE MAE BK SLT LAKE CITY UT CD Estimated Yield 1.20% Accrued Interest \$1288.24 Average Unit Cost \$1.00 Adjusted Cost Basis	795450XV2	<i>continued</i>				\$248,000.00 D	\$17.36
SYNOVUS BK COLUMBUS GA 1.10000% 01/29/2018 CD FDIC INSURED CPN PMT SEMI-ANNUAL ON JUL 29, JAN 29 Next Interest Payable: 01/29/18 Estimated Yield 1.10% Accrued Interest \$1175.34 Average Unit Cost \$1.00 Adjusted Cost Basis	87164DGM6 CASH	250,000	\$0.99987	\$249,967.50	\$2,750.00	\$250,000.00 D	(\$32.50)
AMERICAN EXPRESS CENTRN 1.30000% 01/30/2018 CD FDIC INSURED CPN PMT SEMI-ANNUAL ON JUL 30, JAN 30 Next Interest Payable: 01/30/18 Estimated Yield 1.30% Accrued Interest \$1380.14 Average Unit Cost \$1.00 Adjusted Cost Basis	02587DXC7 CASH	250,000	\$1.00004	\$250,010.00	\$3,250.00	\$250,000.00 D	\$10.00
CARDINAL BK NATL ASSN VA 1.10000% 01/30/2018 CD FDIC INSURED CPN PMT MONTHLY Next Interest Payable: 01/30/18 Estimated Yield 1.10% Accrued Interest \$30.14 Average Unit Cost \$1.00 Adjusted Cost Basis	14147VEK8 CASH	250,000	\$0.99987	\$249,967.50	\$2,750.00	\$250,000.00 D	(\$32.50)
CUSTOMERS BK PHOENIXVILLE PA 1.15000% 01/30/2018 CD FDIC INSURED CPN PMT MONTHLY Next Interest Payable: 01/30/18 Estimated Yield 1.15% Accrued Interest \$31.51 Average Unit Cost \$1.00	23204HCK2 CASH	250,000	\$0.99992	\$249,980.00	\$2,875.00	\$250,000.00	

Fifth Third Securities, Inc.

Account carried with National Financial Services LLC, Member
NYSE, SIPC

MN _CEBDXQBCBBJBXBD_BBBBB 20171229

Statement for the Period December 1, 2017 to December 31, 2017

MEDINA CITY SCHOOLS - Corporation
Account Number: [REDACTED]



HOLDINGS > FIXED INCOME *continued*

Description	Symbol/Cusip Account Type	Quantity	Estimated Price on 12/31/17	Estimated Current Market Value	Estimated Annual Income	Original/Adjusted Cost Basis	Unrealized Gain (Loss)
CUSTOMERS BK PHOENIXVILLE PA 1.15000%	23204HCK2	<i>continued</i>					
Adjusted Cost Basis						\$250,000.00 D	(\$20.00)
MEDALLION BK UTAH CD 1.15000% 01/30/2018	58403BU87	250,000	\$0.99991	\$249,977.50	\$2,875.00	\$250,000.00	
FDIC INSURED	CASH						
CPN PMT SEMI-ANNUAL							
ON JUL 30, JAN 30							
Next Interest Payable: 01/30/18							
Estimated Yield 1.15%							
Accrued Interest \$1220.89							
Average Unit Cost \$1.00							
Adjusted Cost Basis						\$250,000.00 D	(\$22.50)
FARM BUR BK FSB NV CD 1.05000%	307660JC5	250,000	\$0.99981	\$249,952.50	\$2,625.00	\$250,000.00	
02/02/2018 FDIC INSURED	CASH						
CPN PMT MONTHLY							
Next Interest Payable: 01/02/18							
Estimated Yield 1.05%							
Accrued Interest \$215.75							
Average Unit Cost \$1.00							
Adjusted Cost Basis						\$250,000.00 D	(\$47.50)
BANK OF GEORGETOWN WASH DC CD 1.00000%	06424XCB6	248,000	\$1.00009	\$248,022.32	\$2,480.00	\$248,000.00	
02/12/2018 FDIC INSURED	CASH						
CPN PMT SEMI-ANNUAL							
ON AUG 12, FEB 12							
Next Interest Payable: 02/12/18							
Estimated Yield 1.00%							
Accrued Interest \$964.82							
Average Unit Cost \$1.00							
Adjusted Cost Basis						\$248,000.00 D	\$22.32
STEARNS BK NA ST CLOUD MN CD 1.00000%	857894QQ5	248,000	\$1.00003	\$248,007.44	\$2,480.00	\$248,000.00	
02/12/2018 FDIC INSURED	CASH						
CPN PMT MONTHLY							
Next Interest Payable: 01/12/18							
Estimated Yield 1.00%							
Accrued Interest \$135.89							
Average Unit Cost \$1.00							
Adjusted Cost Basis						\$248,000.00 D	\$7.44
LANDMARK CMNTY BK TN CD 1.05000%	51507LAS3	250,000	\$0.99973	\$249,932.50	\$2,625.00	\$250,000.00	

Fifth Third Securities, Inc.

Account carried with National Financial Services LLC, Member
NYSE, SIPC

MN _CEBDXQBCBJWBXD_BBBBB 20171229

Statement for the Period December 1, 2017 to December 31, 2017

MEDINA CITY SCHOOLS - Corporation
Account Number: [REDACTED]



HOLDINGS > FIXED INCOME *continued*

Description	Symbol/Cusip Account Type	Quantity	Estimated Price on 12/31/17	Estimated Current Market Value	Estimated Annual Income	Original/Adjusted Cost Basis	Unrealized Gain (Loss)
LANDMARK CMNTY BK TN CD 1.05000%	51507LAS3	<i>continued</i>					
02/13/2018 FDIC INSURED	CASH						
CPN PMT MONTHLY							
Next Interest Payable: 01/13/18							
Estimated Yield 1.05%							
Accrued Interest \$136.64							
Average Unit Cost \$1.00							
Adjusted Cost Basis						\$250,000.00 D	(\$67.50)
BANK NORTH CAROLINA NC CD 1.05000%	06414QXP9	248,000	\$1.00004	\$248,009.92	\$2,604.00	\$248,000.00	
02/20/2018 FDIC INSURED	CASH						
CPN PMT MONTHLY							
Next Interest Payable: 01/19/18							
Estimated Yield 1.05%							
Accrued Interest \$92.75							
Average Unit Cost \$1.00							
Adjusted Cost Basis						\$248,000.00 D	\$9.92
EAGLEBANK BETHESDA MD CD 1.00000%	27002YCS3	250,000	\$1.00002	\$250,005.00	\$2,500.00	\$250,000.00	
02/20/2018 FDIC INSURED	CASH						
CPN PMT MONTHLY							
Next Interest Payable: 01/19/18							
Estimated Yield 1.00%							
Accrued Interest \$89.04							
Average Unit Cost \$1.00							
Adjusted Cost Basis						\$250,000.00 D	\$5.00
KEY BK NATL ASSN OHIO CD 1.15000%	49306SWE2	248,000	\$1.00003	\$248,007.44	\$2,852.00	\$248,000.00	
02/20/2018 FDIC INSURED	CASH						
CPN PMT SEMI-ANNUAL							
ON AUG 17, FEB 17							
Next Interest Payable: 02/17/18							
Estimated Yield 1.15%							
Accrued Interest \$1070.48							
Average Unit Cost \$1.00							
Adjusted Cost Basis						\$248,000.00 D	\$7.44
COMMUNITY FINL SVCS BK KY CD 1.05000%	20364ABC8	248,000	\$0.99842	\$247,608.16	\$2,604.00	\$248,000.00	
05/17/2018 FDIC INSURED	CASH						
CPN PMT MONTHLY							
Next Interest Payable: 01/17/18							
Estimated Yield 1.05%							

Fifth Third Securities, Inc.

Account carried with National Financial Services LLC, Member
NYSE, SIPC

MN _CEBDXQBCBBJBWBD_BBBBB 20171229

Page 9 of 22

Statement for the Period December 1, 2017 to December 31, 2017

MEDINA CITY SCHOOLS - Corporation
Account Number: [REDACTED]



HOLDINGS > FIXED INCOME *continued*

Description	Symbol/Cusip Account Type	Quantity	Estimated Price on 12/31/17	Estimated Current Market Value	Estimated Annual Income	Original/Adjusted Cost Basis	Unrealized Gain (Loss)
COMMUNITY FINL SVCS BK KY CD 1.05000%	20364ABC8	<i>continued</i>					
Accrued Interest \$107.01							
Average Unit Cost \$1.00							
Adjusted Cost Basis						\$248,000.00 D	(\$391.84)
FIRSTBANK PR SANTURCE CD 1.35000%	33767AUS8	248,000	\$0.99885	\$247,714.80	\$3,348.00	\$248,000.00	
07/30/2018 FDIC INSURED	CASH						
CPN PMT MONTHLY							
Next Interest Payable: 01/29/18							
Estimated Yield 1.35%							
Accrued Interest \$27.52							
Average Unit Cost \$1.00							
Adjusted Cost Basis						\$248,000.00 D	(\$285.20)
ORIENTAL B&T SAN JUAN PR CD 1.30000%	686184WR9	248,000	\$0.99953	\$247,883.44	\$3,224.00	\$248,000.00	
08/10/2018 FDIC INSURED	CASH						
CPN PMT SEMI-ANNUAL							
ON AUG 10, FEB 10							
Next Interest Payable: 02/10/18							
Estimated Yield 1.30%							
Accrued Interest \$1271.93							
Average Unit Cost \$1.00							
Adjusted Cost Basis						\$248,000.00 D	(\$116.56)
FIRST FINL NORTHWEST BK RENTON CD 1.15000%	32022MAG3	248,000	\$0.99736	\$247,345.28	\$2,852.00	\$248,000.00	
08/20/2018 FDIC INSURED	CASH						
CPN PMT MONTHLY							
Next Interest Payable: 01/19/18							
Estimated Yield 1.15%							
Accrued Interest \$101.58							
Average Unit Cost \$1.00							
Adjusted Cost Basis						\$248,000.00 D	(\$654.72)
MB FINL BK NA CHIC. IL CD 1.30000%	55266CUM6	250,000	\$0.99486	\$248,715.00	\$3,250.00	\$250,000.00	
02/08/2019 FDIC INSURED	CASH						
CPN PMT MONTHLY							
Next Interest Payable: 01/08/18							
Estimated Yield 1.30%							
Accrued Interest \$213.70							
Average Unit Cost \$1.00							
Adjusted Cost Basis						\$250,000.00 D	(\$1,285.00)

Fifth Third Securities, Inc.

Account carried with National Financial Services LLC, Member
NYSE, SIPC

MN _CEBDXQBCBBJBWBD_BBBBB 20171229

Statement for the Period December 1, 2017 to December 31, 2017

MEDINA CITY SCHOOLS - Corporation

Account Number: [REDACTED]



HOLDINGS > FIXED INCOME *continued*

Description	Symbol/Cusip Account Type	Quantity	Estimated Price on 12/31/17	Estimated Current Market Value	Estimated Annual Income	Original/Adjusted Cost Basis	Unrealized Gain (Loss)
HARBORONE BK BROCKTON MA CD 1.40000% 02/21/2019 FDIC INSURED CPN PMT MONTHLY Next Interest Payable: 01/21/18 CALLABLE ON 01/21/2018 @ 100.0000 Estimated Yield 1.40% Accrued Interest \$105.48 Average Unit Cost \$1.00 Adjusted Cost Basis	41166HAQ9 CASH	250,000	\$0.99572	\$248,930.00	\$3,500.00	\$250,000.00	
						\$250,000.00 D	(\$1,070.00)
WOORI AMER BK NEW YORK N Y CD 1.30000% 02/24/2019 FDIC INSURED CPN PMT SEMI-ANNUAL ON AUG 24, FEB 24 Next Interest Payable: 02/24/18 Estimated Yield 1.30% Accrued Interest \$1157.53 Average Unit Cost \$1.00 Adjusted Cost Basis	981059AW8 CASH	250,000	\$0.99452	\$248,630.00	\$3,250.00	\$250,000.00	
						\$250,000.00 D	(\$1,370.00)
TRADITION CAP BK EDINA MINN CD 1.35000% 04/30/2019 FDIC INSURED CPN PMT MONTHLY Next Interest Payable: 01/31/18 Estimated Yield 1.35% Accrued Interest \$36.99 Average Unit Cost \$1.00 Adjusted Cost Basis	89269FCP8 CASH	250,000	\$0.99368	\$248,420.00	\$3,375.00	\$250,000.00	
						\$250,000.00 D	(\$1,580.00)
CAPITAL BK LITTLE ROCK CD 1.40000% 05/17/2019 FDIC INSURED CPN PMT MONTHLY Next Interest Payable: 01/17/18 Estimated Yield 1.40% Accrued Interest \$143.84 Average Unit Cost \$1.00 Adjusted Cost Basis	139797FV1 CASH	250,000	\$0.99396	\$248,490.00	\$3,500.00	\$250,000.00	
						\$250,000.00 D	(\$1,510.00)
STATE BK INDIA NEW YORK NY CD 1.60000% 06/24/2019 FDIC INSURED CPN PMT SEMI-ANNUAL	856285CB5 CASH	250,000	\$0.99604	\$249,010.00		\$250,000.00	

Fifth Third Securities, Inc.

Account carried with National Financial Services LLC, Member
NYSE, SIPC

MN _CEBDXQBCBBJWBXD_BBBBB 20171229

Statement for the Period December 1, 2017 to December 31, 2017

MEDINA CITY SCHOOLS - Corporation
Account Number: [REDACTED]



HOLDINGS > FIXED INCOME *continued*

Description	Symbol/Cusip Account Type	Quantity	Estimated Price on 12/31/17	Estimated Current Market Value	Estimated Annual Income	Original/Adjusted Cost Basis	Unrealized Gain (Loss)
STATE BK INDIA NEW YORK NY CD 1.60000% ON DEC 23, JUN 23 Next Interest Payable: 06/23/18 Average Unit Cost \$1.00 Adjusted Cost Basis	856285CB5	<i>continued</i>				\$250,000.00 D	(\$990.00)
FIRST CENTY BK TAZEWEILL TENN CD 1.50000% 08/09/2019 FDIC INSURED CPN PMT MONTHLY Next Interest Payable: 01/10/18 Estimated Yield 1.51% Accrued Interest \$226.03 Average Unit Cost \$1.00 Adjusted Cost Basis	319428AB4 CASH	250,000	\$0.99355	\$248,387.50	\$3,750.00	\$250,000.00 D	(\$1,612.50)
SUMMIT CMNTY BK MOOREFIELD WV CD 1.45000% 11/08/2019 FDIC INSURED CPN PMT MONTHLY Next Interest Payable: 01/08/18 Estimated Yield 1.46% Accrued Interest \$238.36 Average Unit Cost \$1.00 Adjusted Cost Basis	86604XLJ3 CASH	250,000	\$0.99043	\$247,607.50	\$3,625.00	\$250,000.00 D	(\$2,392.50)
YADKIN VY BK & TR CO ELKIN N C CD 1.50000% 01/24/2020 FDIC INSURED CPN PMT MONTHLY Next Interest Payable: 01/25/18 Estimated Yield 1.51% Accrued Interest \$71.92 Average Unit Cost \$1.00 Adjusted Cost Basis	984308ET9 CASH	250,000	\$0.98934	\$247,335.00	\$3,750.00	\$250,000.00 D	(\$2,665.00)
WORLDS FOREMOST BK SYDNEY NEB CD 1.75000% 01/27/2020 FDIC INSURED CPN PMT MONTHLY Next Interest Payable: 01/26/18 Estimated Yield 1.76% Accrued Interest \$57.53 Average Unit Cost \$1.00 Adjusted Cost Basis	981571CX8 CASH	200,000	\$0.99437	\$198,874.00	\$3,500.00	\$200,000.00 D	(\$1,126.00)

Fifth Third Securities, Inc.

Account carried with National Financial Services LLC, Member
NYSE, SIPC

Statement for the Period December 1, 2017 to December 31, 2017

MEDINA CITY SCHOOLS - Corporation

Account Number: [REDACTED]



HOLDINGS > FIXED INCOME *continued*

Description	Symbol/Cusip Account Type	Quantity	Estimated Price on 12/31/17	Estimated Current Market Value	Estimated Annual Income	Original/Adjusted Cost Basis	Unrealized Gain (Loss)
WELLS FARGO BANK NATL ASSN CD 1.75000% 02/03/2020 FDIC INSURED CPN PMT MONTHLY Next Interest Payable: 01/01/18 Estimated Yield 1.76% Accrued Interest \$371.58 Average Unit Cost \$1.00 Adjusted Cost Basis	949763EG7 CASH	250,000	\$0.99426	\$248,565.00	\$4,375.00	\$250,000.00	
						\$250,000.00 D	(\$1,435.00)
TIAA FSB JACKSONVILLE FLA 1.95000% 11/23/2020 CD FDIC INSURED CPN PMT SEMI-ANNUAL ON MAY 21, NOV 21 1ST CPN DTE 05/21/2018 Next Interest Payable: 05/21/18 Estimated Yield 1.96% Accrued Interest \$541.03 Average Unit Cost \$1.00 Adjusted Cost Basis	87270LAW3 CASH	247,000	\$0.99389	\$245,490.83	\$4,816.50	\$247,000.00	
						\$247,000.00 D	(\$1,509.17)
FIRST CHOICE BK CERRITOS CALIF CD 1.50000% 06/30/2021 FDIC INSURED CPN PMT MONTHLY Next Interest Payable: 01/30/18 CALLABLE ON 12/30/2017 @ 100.0000 STEP COUPON RESET FREQUENCY TERM MODE NEXT RESET 06/29/2019 @ 2.25000 Estimated Yield 1.51% Accrued Interest \$20.55 Average Unit Cost \$1.00 Adjusted Cost Basis	319461BJ7 CASH	250,000	\$0.99196	\$247,990.00	\$3,750.00	\$250,000.00	
						\$250,000.00 D	(\$2,010.00)
HSBC BK USA N A MC LEAN VA CD 1.75000% 02/17/2022 FDIC INSURED CPN PMT QUARTERLY ON MAY 17, AUG 17, NOV 17, FEB 17 Next Interest Payable: 02/17/18 CALLABLE ON 02/17/2019 @ 100.0000 STEP COUPON RESET FREQUENCY TERM MODE	40434YFM4 CASH	250,000	\$0.99941	\$249,852.50	\$4,375.00	\$250,000.00	

Fifth Third Securities, Inc.

Account carried with National Financial Services LLC, Member
NYSE, SIPC

MN _CEBDXQBCBBJWBXD_BBBBB 20171229

Statement for the Period December 1, 2017 to December 31, 2017

MEDINA CITY SCHOOLS - Corporation
Account Number: [REDACTED]



HOLDINGS > FIXED INCOME *continued*

Description	Symbol/Cusip Account Type	Quantity	Estimated Price on 12/31/17	Estimated Current Market Value	Estimated Annual Income	Original/Adjusted Cost Basis	Unrealized Gain (Loss)
HSBC BK USA N A MC LEAN VA CD 1.75000% NEXT RESET 02/17/2019 @ 2.30000 Estimated Yield 1.75% Accrued Interest \$539.38 Average Unit Cost \$1.00 Adjusted Cost Basis	40434YFM4	<i>continued</i>				\$250,000.00 D	(\$147.50)
JPMORGAN CHASE BK CD 2.00000% 08/16/2022 FDIC INSURED CPN PMT SEMI-ANNUAL ON FEB 16, AUG 16 1ST CPN DTE 02/16/2018 Next Interest Payable: 02/16/18 CALLABLE ON 08/16/2018 @ 100.0000 STEP COUPON RESET FREQUENCY TERM MODE NEXT RESET 08/16/2021 @ 4.00000 Estimated Yield 2.01% Accrued Interest \$1875.29 Average Unit Cost \$1.00 Adjusted Cost Basis	48126YDE0 CASH	248,000	\$0.99216	\$246,055.68	\$4,960.00	\$248,000.00 D	(\$1,944.32)
FIRST ST BK DEQUEEN ARK CD 1.75000% 08/31/2022 FDIC INSURED CPN PMT MONTHLY Next Interest Payable: 01/31/18 CALLABLE ON 08/31/2018 @ 100.0000 STEP COUPON RESET FREQUENCY TERM MODE NEXT RESET 08/31/2019 @ 2.00000 Estimated Yield 1.78% Accrued Interest \$11.89 Average Unit Cost \$1.00 Adjusted Cost Basis	336460CJ7 CASH	248,000	\$0.98319	\$243,831.12	\$4,340.00	\$248,000.00 D	(\$4,168.88)
Total CDs		9,671,000		\$9,642,692.43	\$121,764.50	\$9,671,000.00	(\$28,307.57)
Total Fixed Income		9,671,000		\$9,642,692.43	\$121,764.50	\$9,671,000.00	(\$28,307.57)
Total Securities				\$9,642,692.43	\$121,764.50	\$9,671,000.00	(\$28,307.57)

Fifth Third Securities, Inc.

MN _CEBDXQBCBBJBXBD_BBBBB 20171229

Account carried with National Financial Services LLC, Member
NYSE, SIPC

Statement for the Period December 1, 2017 to December 31, 2017

MEDINA CITY SCHOOLS - Corporation
Account Number: [REDACTED]



HOLDINGS > *continued*

TOTAL PORTFOLIO VALUE	\$9,690,786.57	\$121,764.50	\$9,671,000.00	(\$28,307.57)
-----------------------	----------------	--------------	----------------	---------------

Activity

NFS-provided cost basis, realized gain (loss) and holding period information may not reflect all adjustments necessary for tax purposes. Please refer to Footnotes and Cost Basis Information at the end of this statement for more information.

CORE FUND ACTIVITY

Settlement Date	Account Type	Transaction	Description	Quantity	Amount
12/01/17	CASH	YOU BOUGHT	FEDERATED TREASURY OBLIGATIONS IS @ 1	528.09	(\$528.09)
12/04/17	CASH	YOU BOUGHT	FEDERATED TREASURY OBLIGATIONS IS @ 1	215.75	(\$215.75)
12/08/17	CASH	YOU BOUGHT	FEDERATED TREASURY OBLIGATIONS IS @ 1	565.07	(\$565.07)
12/11/17	CASH	YOU BOUGHT	FEDERATED TREASURY OBLIGATIONS IS @ 1	308.22	(\$308.22)
12/12/17	CASH	YOU BOUGHT	FEDERATED TREASURY OBLIGATIONS IS @ 1	203.84	(\$203.84)
12/13/17	CASH	YOU BOUGHT	FEDERATED TREASURY OBLIGATIONS IS @ 1	215.75	(\$215.75)
12/18/17	CASH	YOU BOUGHT	FEDERATED TREASURY OBLIGATIONS IS @ 1	501.7	(\$501.70)
12/19/17	CASH	YOU BOUGHT	FEDERATED TREASURY OBLIGATIONS IS @ 1	653.92	(\$653.92)

Fifth Third Securities, Inc.

MN _CEBDXQBCBBJBWBD_BBBBB 20171229

Account carried with National Financial Services LLC, Member
NYSE, SIPC

Statement for the Period December 1, 2017 to December 31, 2017

MEDINA CITY SCHOOLS - Corporation
Account Number: [REDACTED]



CORE FUND ACTIVITY *continued*

Settlement Date	Account Type	Transaction	Description	Quantity	Amount
12/21/17	CASH	YOU BOUGHT	FEDERATED TREASURY OBLIGATIONS IS @ 1	287.67	(\$287.67)
12/26/17	CASH	YOU BOUGHT	FEDERATED TREASURY OBLIGATIONS IS @ 1	2,601.37	(\$2,601.37)
12/29/17	CASH	YOU SOLD	FEDERATED TREASURY OBLIGATIONS IS @ 1	(5,806.2)	\$5,806.20
TOTAL CORE FUND ACTIVITY					(\$275.18)

ACTIVITY > ADDITIONS AND WITHDRAWALS > OTHER ADDITIONS AND WITHDRAWALS

Date	Account Type	Transaction	Description	Quantity	Amount
Other Additions and Withdrawals					
12/29/17	CASH	WIRE TRANS TO BANK	WD54242516		(\$6,081.38)
Total Other Additions and Withdrawals					(\$6,081.38)
TOTAL ADDITIONS AND WITHDRAWALS					(\$6,081.38)

ACTIVITY > INCOME > TAXABLE INCOME

Settlement Date	Account Type	Transaction	Description	Quantity	Amount
Taxable Dividends					
11/30/17	CASH	DIVIDEND RECEIVED	FEDERATED TREASURY OBLIGATIONS IS DIVIDEND RECEIVED		\$168.50
Total Taxable Dividends					\$168.50

Taxable Interest

Fifth Third Securities, Inc.

Account carried with National Financial Services LLC, Member
NYSE, SIPC

MN _CEBDXQBCBBJWBXD_BBBBB 20171229

Statement for the Period December 1, 2017 to December 31, 2017

MEDINA CITY SCHOOLS - Corporation

Account Number: [REDACTED]



ACTIVITY > INCOME > TAXABLE INCOME *continued*

Settlement Date	Account Type	Transaction	Description	Quantity	Amount
12/01/17	CASH	INTEREST	WELLS FARGO BANK NATL ASSN CD 1.75000% 02/03/2020		\$359.59
12/02/17	CASH	INTEREST	FARM BUR BK FSB NV CD 1.05000% 02/02/2018		\$215.75
12/08/17	CASH	INTEREST	MB FINL BK NA CHIC. IL CD 1.30000% 02/08/2019		\$267.12
12/08/17	CASH	INTEREST	SUMMIT CMNTY BK MOOREFIELD WV CD 1.45000% 11/08/2019		\$297.95
12/10/17	CASH	INTEREST	FIRST CENTY BK TAZEWEILL TENN CD 1.50000% 08/09/2019		\$308.22
12/12/17	CASH	INTEREST	STEARNS BK NA ST CLOUD MN CD 1.00000% 02/12/2018		\$203.84
12/13/17	CASH	INTEREST	LANDMARK CMNTY BK TN CD 1.05000% 02/13/2018		\$215.75
12/17/17	CASH	INTEREST	CAPITAL BK LITTLE ROCK CD 1.40000% 05/17/2019		\$287.67
12/17/17	CASH	INTEREST	COMMUNITY FINL SVCS BK KY CD 1.05000% 05/17/2018		\$214.03
12/19/17	CASH	INTEREST	BANK NORTH CAROLINA NC CD 1.05000% 02/20/2018		\$214.03
12/19/17	CASH	INTEREST	EAGLEBANK BETHESDA MD CD 1.00000% 02/20/2018		\$205.48
12/19/17	CASH	INTEREST	FIRST FINL NORTHWEST BK RENTON CD 1.15000% 08/20/2018		\$234.41

Fifth Third Securities, Inc.

Account carried with National Financial Services LLC, Member
NYSE, SIPC

MN _CEBDXQBCBBJWBXD_BBBBB 20171229

Statement for the Period December 1, 2017 to December 31, 2017

MEDINA CITY SCHOOLS - Corporation

Account Number: [REDACTED]



ACTIVITY> INCOME > TAXABLE INCOME *continued*

Settlement Date	Account Type	Transaction	Description	Quantity	Amount
12/21/17	CASH	INTEREST	HARBORONE BK BROCKTON MA CD 1.40000% 02/21/2019		\$287.67
12/23/17	CASH	INTEREST	STATE BK INDIA NEW YORK NY CD 1.60000% 06/24/2019		\$2,005.48
12/25/17	CASH	INTEREST	YADKIN VY BK & TR CO ELKIN N C CD 1.50000% 01/24/2020		\$308.22
12/26/17	CASH	INTEREST	WORLDS FOREMOST BK SYDNEY NEB CD 1.75000% 01/27/2020		\$287.67
12/29/17	CASH	INTEREST	FIRSTBANK PR SANTURCE CD 1.35000% 07/30/2018		\$275.18
Total Taxable Interest					\$6,188.06
Total Taxable Income					\$6,356.56
TOTAL INCOME					\$6,356.56

Footnotes and Cost Basis Information

Amortization, accretion and similar adjustments to cost basis have been provided for many fixed income securities (and some bond-like equities), however, they are not provided for certain types, such as short-term instruments, Unit Investment Trusts, foreign fixed income securities, or those that are subject to early prepayment of principal (pay downs). Where current year premium or acquisition premium amortization is provided, the prior years' cumulative amortization is reflected in the adjusted cost basis, but we cannot provide a breakdown or the total of such prior amortization amounts.

NFS is required to report certain cost basis and related information to the IRS on the Form 1099-B. Your official 1099-B forms for certain transactions will reflect which lots have been sold for tax purposes. To apply a specific identification cost basis method to 1099-B reporting, appropriate instructions must be on file with NFS or be received by NFS before the trade has settled. Absent such instructions, NFS determines cost basis at the time of sale based on its default methods of average cost for open-end mutual funds and first-in, first-out (FIFO) for all other (including ETFs) unless your broker dealer has elected to use another default method. NFS applies FIFO (or other disposal method, if applicable) based on its records, which may be different from yours. For transactions that are not subject to 1099-B cost basis reporting, you should refer to your trade confirmations and other applicable records to determine which lots were considered sold for tax purposes.

Brokerage

Account Statement

December 1, 2017 - December 31, 2017

Account Number: [REDACTED]

MEDINA CITY SCHOOLS
739 WEYMOUTH RD
MEDINA OH 44256-2037

Your Account Executive:
ANDREW CARDINALI

Portfolio at a Glance

	This Period
BEGINNING ACCOUNT VALUE	\$8,417,826.19
Deposits (Cash & Securities)	1,488,000.00
Withdrawals (Cash & Securities)	-4,163.98
Dividends, Interest and Other Income	6,203.66
Net Change in Portfolio¹	-17,285.98
ENDING ACCOUNT VALUE	\$9,890,579.89
Estimated Annual Income	\$166,255.50

¹ Net Change in Portfolio is the difference between the ending account value and beginning account value after activity.

Asset Summary

Percent	Asset Type	Last Period	This Period
1%	Cash, Money Funds, and Bank Deposits	11.51	2,051.19
99%	Fixed Income	8,417,814.68	9,888,528.70
100%	Account Total	\$8,417,826.19	\$9,890,579.89

Please review your allocation periodically with your Account Executive.

Client Service Information

Your Account Executive: ATT
ANDREW CARDINALI

Contact Information
E-Mail Address:
customerservice@mbssecurities.com

Client Service Information
Service Hours: Weekdays 09:00 a.m. - 05:00 p.m. (EST)
Client Service Telephone Number: (800) 967-9045
Web Site: WWW.MBSSECURITIES.COM

Your Account Information

INVESTMENT OBJECTIVE

Investment Objective: NONE SPECIFIED

Please discuss your investment objective with your Account Executive.

TAX LOT DEFAULT DISPOSITION METHOD

Default Method for Mutual Funds: First In First Out

Default Method for Stocks in a Dividend Reinvestment Plan: First In First Out

Default Method for all Other Securities: First In First Out

BOND AMORTIZATION ELECTIONS

Amortize premium on taxable bonds based on Constant Yield Method: Yes

Accrual market discount method for all other bond types: Constant Yield Method

Include market discount in income annually: No

ELECTRONIC DELIVERY

You have not selected any account communications for electronic delivery. To register and turn off paper communications, log in to your account or contact your Account Executive for more information.

Income and Expense Summary

	Current Period		Year-to-Date	
	Taxable	Non Taxable	Taxable	Non Taxable
Interest Income				
Credit Interest	0.00	0.00	0.00	-32.85
Other Interest	6,203.66	0.00	24,128.84	0.00
Total Dividends, Interest, Income and Expenses	\$6,203.66	\$0.00	\$24,128.84	-\$32.85

Accrued Interest Summary

	Current Period		Year-to-Date	
	Taxable	Non Taxable	Taxable	Non Taxable
Accrued Interest Paid				
Other Accrued Interest	0.00	0.00	-70.18	0.00
Total Accrued Interest Paid	\$0.00	\$0.00	-\$70.18	\$0.00
Accrued Interest Received				
Other Accrued Interest	0.00	0.00	1,102.74	0.00
Total Accrued Interest Received	\$0.00	\$0.00	\$1,102.74	\$0.00

December 1, 2017 - December 31, 2017
 MEDINA CITY SCHOOLS

Portfolio Holdings

Description	Quantity	Opening Balance	Closing Balance	Accrued Income	30-Day Yield
CASH, MONEY FUNDS, AND BANK DEPOSITS 1.00% of Portfolio					
Cash Balance		11.51	2,051.19		
TOTAL CASH, MONEY FUNDS, AND BANK DEPOSITS		\$11.51	\$2,051.19	\$0.00	

Description	Quantity	Market Price	Market Value	Accrued Interest	Estimated Annual Income	Estimated Yield
FIXED INCOME 99.00% of Portfolio (In Maturity Date Sequence)						
Certificates of Deposit						
FIRST NATL BK OMAHA NEB CTF DEP ACT/365 AT-MATURITY 1.350% 01/29/18 B/E DTD 07/28/17 1ST CPN DTE 01/29/18 Security Identifier: 332135GZ9	248,000.000	100.0090	248,022.32	1,430.93	3,348.00	1.34%
PLAINSCAPITAL BK DALLAS TEX CTF DEP ACT/365 1.300% 03/21/18 B/E DTD 06/21/17 1ST CPN DTE 03/21/18 Security Identifier: 72663QC72	248,000.000	99.9840	247,960.32	1,704.75	3,224.00	1.30%
BANK OF THE WEST SAN FRANCISCO CALIF CTF DEP ACT/365 AT-MATURITY 1.400% 04/16/18 B/E DTD 07/19/17 Security Identifier: 065680LN8	248,000.000	99.9930	247,982.64	1,569.53	3,472.00	1.40%
COMPASS BK BIRMINGHAM ALA CTF DEP ACT/365 AT-MATURITY 1.450% 05/18/18 B/E DTD 08/18/17 Security Identifier: 20451PSJ6	248,000.000	99.9920	247,980.16	1,330.03	3,596.00	1.45%
EAST-WEST BK PASADENA CALIF CTF DEP ACT/365 AT-MATURITY 1.350% 06/15/18 B/E DTD 06/16/17 Security Identifier: 27579TPX2	245,000.000	99.9230	244,811.35	1,794.21	3,307.50	1.35%
INVESTORS BK SHORT HILLS NJ CTF DEP ACT/365 AT-MATURITY 1.450% 06/29/18 B/E DTD 06/30/17 1ST CPN DTE 06/29/18 Security Identifier: 46176PGV1	248,000.000	99.9580	247,895.84	1,812.78	3,596.00	1.45%

Portfolio Holdings (continued)

Description	Quantity	Market Price	Market Value	Accrued Interest	Estimated Annual Income	Estimated Yield
FIXED INCOME (continued)						
Certificates of Deposit (continued)						
MORGAN STANLEY BK N A SALT LAKE CITY UTAH CTF DEP ACT/365 AT-MATURITY 1.500% 08/03/18 B/E DTD 08/03/17 Security Identifier: 61747MXR7	248,000.000	99.9650	247,913.20	1,528.77	3,720.00	1.50%
SAFRA NATL BK NEW YORK CTF DEP PROGRAM BOOK ENTRY 3/A2 INSTL CTF DEP 1.500% 09/18/18 B/E DTD 08/18/17 Security Identifier: 78658QT45	248,000.000	99.9390	247,848.72	1,375.89	3,720.00	1.50%
FRANKLIN SYNERGY BK TENN CTF DEP ACT/365 MONTHLY 1.500% 10/19/18 B/E DTD 07/19/17 1ST CPN DTE 08/19/17 Security Identifier: 35471TDMI	248,000.000	99.8980	247,747.04	122.30	3,720.00	1.50%
AMERICAN EXPRESS FED SVGS BK INSTL CTF DEP PROGRAM BOOK INSTL CTF DEP 1.450% 11/05/18 B/E DTD 05/03/17 Security Identifier: 02587CEG1	248,000.000	99.8280	247,573.44	571.42	3,596.00	1.45%
PARKWAY BK & TR HARWOOD HEIGHTS ILL CTF DEP ACT/365 MONTHLY 1.750% 12/21/18 B/E DTD 12/22/17 Security Identifier: 70153RJE9	248,000.000	100.0260	248,064.48	107.01	4,340.00	1.74%
HANMI BK LOS ANGELES CALIF CTF DEP ACT/365 MONTHLY 1.550% 12/24/18 B/E DTD 06/23/17 1ST CPN DTE 07/23/17 Security Identifier: 410493CDO	248,000.000	99.8250	247,566.00	84.25	3,844.00	1.55%
LEGACYTEXAS BK PLANO CTF DEP ACT/365 MONTHLY 1.650% 01/08/19 B/E DTD 12/08/17 1ST CPN DTE 01/08/18 Security Identifier: 524680BM6	248,000.000	99.9050	247,764.40	257.85	4,092.00	1.65%
CATHAY BK LOS ANGELES CALIF CTF DEP ACT/365 MONTHLY 1.700% 03/07/19 B/E DTD 09/07/17 1ST CPN DTE 10/07/17 Security Identifier: 149159LG8	248,000.000	99.8970	247,744.56	277.22	4,216.00	1.70%
WASHINGTON TR CO WESTERLY R I CTF DEP ACT/365 SEMI-ANNUALLY 1.600% 03/08/19 B/E DTD 09/08/17 Security Identifier: 940637J11	248,000.000	99.7780	247,449.44	1,239.32	3,968.00	1.60%

December 1, 2017 - December 31, 2017
MEDINA CITY SCHOOLS

Portfolio Holdings (continued)

Description	Quantity	Market Price	Market Value	Accrued Interest	Estimated Annual Income	Estimated Yield
FIXED INCOME (continued)						
Certificates of Deposit (continued)						
BANK HOPE LOS ANGELES CA CTF DEP ACT/365 1.600% 03/22/19 B/E DTD 09/22/17 1ST CPN DTE 10/22/17 Security Identifier: 062683AN7	248,000.000	99.7570	247,397.36	97.84	3,968.00	1.60%
LAKE CITY BK WARSAW IND CTF DEP ACT/365 MONTHLY 1.600% 03/22/19 B/E DTD 03/22/17 1ST CPN DTE 04/22/17 Security Identifier: 508176CH5	249,000.000	99.7570	248,394.93	98.24	3,984.00	1.60%
PEOPLES BK EWING VA CTF DEP ACT/365 MONTHLY 1.700% 03/28/19 B/E DTD 12/28/17 1ST CPN DTE 01/28/18 Security Identifier: 710347AK1	248,000.000	99.8720	247,682.56	34.65	4,216.00	1.70%
WHITNEY BK GULFPORT MS CTF DEP ACT/365 SEMI-ANNUALLY 1.650% 04/22/19 B/E DTD 04/20/17 1ST CPN DTE 10/20/17 Security Identifier: 966594AY9	248,000.000	99.7760	247,444.48	807.19	4,092.00	1.65%
FIRST BK SOUTH PINES NORTH CAROLINA CTF DEP ACT/365 1.700% 05/31/19 B/E DTD 05/31/17 1ST CPN DTE 06/30/17 Security Identifier: 31931TEL5	247,000.000	99.7870	246,473.89	0.00	4,199.00	1.70%
STATE BK INDIA NEW YORK N Y CTF DEP ACT/365 1.700% 06/10/19 B/E DTD 06/09/17 1ST CPN DTE 12/09/17 Security Identifier: 856285BH3	247,000.000	99.7720	246,436.84	253.09	4,199.00	1.70%
MIDLAND STS BK EFFINGHAM ILL CTF DEP ACT/365 1.850% 06/14/19 B/E DTD 12/14/17 CALLABLE Security Identifier: 59774QFG2	248,000.000	99.9820	247,955.36	213.69	4,588.00	1.85%
COMENITY CAP BK SALT LAKE CITY UTAH CTF DEP ACT/365 1.700% 07/24/19 B/E DTD 07/24/17 1ST CPN DTE 08/24/17 Security Identifier: 20033AVAI	248,000.000	99.7010	247,258.48	80.85	4,216.00	1.70%

Portfolio Holdings (continued)

Description	Quantity	Market Price	Market Value	Accrued Interest	Estimated Annual Income	Estimated Yield
FIXED INCOME (continued)						
Certificates of Deposit (continued)						
MORGAN STANLEY PRIVATE BK NATL ASSN PUR N Y CTF DEP ACT/365 1.700% 08/05/19 B/E DTD 08/03/17 Security Identifier: 61760ACL1	248,000.000	99.6810	247,208.88	1,732.60	4,216.00	1.70%
STERLING BK POPLAR BLUFF MO CTF DEP ACT/365 MONTHLY 1.750% 08/08/19 B/E DTD 09/08/17 1ST CPN DTE 10/08/17 Security Identifier: 85916VCD5	248,000.000	99.7550	247,392.40	273.48	4,340.00	1.75%
CAPITAL ONE NATL ASSN MCLEAN VA CTF DEP ACT/365 1.700% 08/23/19 B/E DTD 08/23/17 1ST CPN DTE 02/23/18 Security Identifier: 14042RHJ3	248,000.000	99.6490	247,129.52	1,501.59	4,216.00	1.70%
ENERBANK USA SALT LAKE CITY UTAH CTF DEP ACT/365 MONTHLY 1.700% 09/16/19 B/E DTD 09/15/17 1ST CPN DTE 10/15/17 Security Identifier: 29266N6E2	248,000.000	99.6050	247,020.40	184.81	4,216.00	1.70%
BANKERS BK OKLA CITY CTF DEP ACT/365 MONTHLY 1.700% 09/20/19 B/E DTD 09/20/17 1ST CPN DTE 10/20/17 Security Identifier: 06610QDM0	248,000.000	99.5970	247,000.56	127.06	4,216.00	1.70%
MAGNOLIA BK INC KY CTF DEP ACT/365 MONTHLY 1.750% 10/11/19 B/E DTD 10/12/17 CALLABLE Security Identifier: 559582AA9	248,000.000	99.6440	247,117.12	225.92	4,340.00	1.75%
MERRICK BK SOUTH JORDAN UTAH CTF DEP ACT/365 MONTHLY 1.700% 10/30/19 B/E DTD 10/30/17 1ST CPN DTE 11/30/17 Security Identifier: 59013JD22	248,000.000	99.5170	246,802.16	11.55	4,216.00	1.70%
BELMONT BK & TR CO CHICAGO IL CTF DEP ACT/365 MONTHLY 1.700% 11/06/19 B/E DTD 11/06/17 1ST CPN DTE 12/06/17 Security Identifier: 08016PCP2	248,000.000	99.5030	246,767.44	288.77	4,216.00	1.70%
KEARNY BK NEW JERSEY CTF DEP ACT/365 SEMI-ANNUALLY 1.700% 11/15/19 B/E DTD 11/15/17 1ST CPN DTE 05/15/18 Security Identifier: 48714LAE9	247,000.000	99.4860	245,730.42	529.19	4,199.00	1.70%

December 1, 2017 - December 31, 2017
 MEDINA CITY SCHOOLS

Portfolio Holdings (continued)

Description	Quantity	Market Price	Market Value	Accrued Interest	Estimated Annual Income	Estimated Yield
FIXED INCOME (continued)						
Certificates of Deposit (continued)						
KENNEBEC SVGS BK AUGUSTA ME CTF DEP ACT/365 SEMI-ANNUALLY 1.700% 11/29/19 B/E DTD 11/28/17 Security Identifier: 489265AW8	247,000.000	99.4560	245,656.32	379.64	4,199.00	1.70%
NATIONWIDE BK COLUMBUS OHIO CTF DEP ACT/365 MONTHLY 1.850% 02/28/20 B/E DTD 11/30/17 1ST CPN DTE 12/30/17 Security Identifier: 63861NAK1	248,000.000	99.5930	246,990.64	12.57	4,588.00	1.85%
WEBBANK SALT LAKE CITY UTAH CTF DEP ACT/365 MONTHLY 1.850% 03/30/20 B/E DTD 09/28/17 CALLABLE Security Identifier: 947547JQ9	248,000.000	99.5460	246,874.08	37.71	4,588.00	1.85%
BARCLAYS BK DEL RETAIL CTF DEP 3A2 PROGRAM BOOK ENTRY INSTL CTF DEP 1.950% 09/21/20 B/E DTD 09/20/17 Security Identifier: 06740KKU0	247,000.000	99.5040	245,774.88	1,345.98	4,816.50	1.95%
WEX BK MIDVALE UTAH CTF DEP ACT/365 SEMI-ANNUALLY 2.000% 10/19/20 B/E DTD 10/18/17 1ST CPN DTE 04/18/18 Security Identifier: 92937CGB8	247,000.000	99.5880	245,982.36	1,001.53	4,940.00	2.00%
GOLDMAN SACHS BK USA NEW YORK CTF DEP ACT/365 SEMI-ANNUALLY 2.050% 11/23/20 B/E DTD 11/22/17 Security Identifier: 38148PTD9	247,000.000	99.6690	246,182.43	541.03	5,063.50	2.05%
BLACKRIDGEBANK FARGO N D CTF DEP ACT/365 MONTHLY 2.100% 12/22/20 B/E DTD 12/22/17 CALLABLE 03/22/18 Security Identifier: 09248ABG4	248,000.000	99.7670	247,422.16	128.42	5,208.00	2.10%

Portfolio Holdings (continued)

Description	Quantity	Market Price	Market Value	Accrued Interest	Estimated Annual Income	Estimated Yield
FIXED INCOME (continued)						
Certificates of Deposit (continued)						
MERCANTIL BK NATL ASSN CORAL GABLES FLA CTF DEP ACT/365 MONTHLY 2.200% 12/29/20 B/E DTD 12/29/17 Security Identifier: 58733AES4	248,000.000	100.0440	248,109.12	29.90	5,456.00	2.19%
Total Certificates of Deposit:	9,911,000.000		\$9,888,528.70	\$25,143.56	\$166,255.50	
TOTAL FIXED INCOME	9,911,000.000		\$9,888,528.70	\$25,143.56	\$166,255.50	
			Market Value	Accrued Interest	Estimated Annual Income	
TOTAL PORTFOLIO HOLDINGS			\$9,890,579.89	\$25,143.56	\$166,255.50	

Portfolio Holdings Disclosures

Pricing

This section includes the net market value of the securities in your account on a settlement date basis, including short positions, at the close of the statement period. The market prices, unless otherwise noted, have been obtained from independent vendor services, which we believe to be reliable. Market prices do not constitute a bid or an offer, and may differ from the actual sale price. Securities for which a price is not available are marked "N/A" and are omitted from the Total. THE AS OF PRICE DATE ONLY APPEARS WHEN THE PRICE DATE DOES NOT EQUAL THE STATEMENT DATE.

Estimated Annual Figures

The estimated annual income (EAI) and estimated annual yield (EAY) figures are estimates and for informational purposes only. These figures are not considered to be a forecast or guarantee of future results. These figures are computed using information from providers believed to be reliable; however, no assurance can be made as to the accuracy. Since interest and dividend rates are subject to change at any time, and may be affected by current and future economic, political, and business conditions, they should not be relied on for making investment, trading, or tax decisions. These figures assume that the position quantities, interest and dividend rates, and prices remain constant. A capital gain or return of principal may be included in the figures for certain securities, thereby overstating them. Refer to www.pershing.com/disclosures for specific details as to formulas used to calculate the figures. Accrued interest represents interest earned but not yet received.

Reinvestment

The dollar amount of Mutual Fund distributions, Money Market Fund dividend income, Bank Deposit interest income, or dividends for other securities shown on your statement may have been reinvested. You will not receive confirmation of these reinvestments. Upon written request to your financial institution, information pertaining to these transactions, including the time of execution and the name of the person from whom your security was purchased, may be obtained. In dividend reinvestment transactions, Pershing acts as your agent and receives payment for order flow.

Option Disclosure

Information with respect to commissions and other charges incurred in connection with the execution of option transactions has been included in confirmations previously furnished to you. A summary of this information is available to you promptly upon your written request directed to your introducing firm. In order to assist your introducing firm in maintaining current background and financial information concerning your option accounts, please promptly advise them in writing of any material change in your investment objectives or financial situation. Expiring options which are valuable are exercised automatically pursuant to the exercise by exception procedure of the Options Clearing Corporation. Additional

December 1, 2017 - December 31, 2017
MEDINA CITY SCHOOLS

Portfolio Holdings Disclosures (continued)

Option Disclosure (continued)

information regarding this procedure is available upon written request to your introducing firm.

Certificates of Deposit

Please be advised that the secondary market for CDs is generally illiquid; the actual value of CDs may be different from their purchase price; and a significant loss of principal could result if your CDs are sold prior to maturity. In the event that the CDs listed above do not indicate a market valuation, an accurate market value could not be determined. In the event that a price is listed above for your CDs, Pershing has obtained a price from sources deemed to be reliable or has priced your CDs using a matrix formula. Prices are estimates and the actual value you may obtain for your CD may be different if you elect to sell your CD in the secondary market.

Foreign Currency Transactions

Pershing will execute foreign currency transactions as principal for your account. Pershing may automatically convert foreign currency to or from U.S. dollars for dividends and similar corporate action transactions unless you instruct your financial organization otherwise. Pershing's currency conversion rate will not exceed the highest interbank conversion rate identified from customary banking sources on the conversion date or the prior business day, increased by up to 1%, unless a particular rate is required by applicable law. Your financial organization may also increase the currency conversion rate. This conversion rate may differ from rates in effect on the date you executed a transaction, incurred a charge, or received a credit. Transactions converted by agents (such as depositories) will be billed at the rates such agents use.

Proxy Vote

Securities not fully paid for in your margin account may be lent by Pershing to itself or others in accordance with the terms outlined in the Margin Agreement. The right to vote your shares held on margin may be reduced by the amount of shares on loan. The Proxy Voting Instruction Form sent to you may reflect a smaller number of shares entitled to vote than the number of shares in your margin account.

Activity Summary (All amounts shown are in base currency)

	Credits This Period	Debits This Period	Net This Period	Credits Year-to-Date	Debits Year-to-Date	Net Year-to-Date
Securities						
Securities Bought	0.00	-1,488,000.00	-1,488,000.00	0.00	-9,911,070.18	-9,911,070.18
Securities Sold	0.00	0.00	0.00	251,102.74	0.00	251,102.74
Securities Deposited	0.00	0.00	0.00	250,147.50	0.00	250,147.50
Total Securities	\$0.00	-\$1,488,000.00	-\$1,488,000.00	\$501,250.24	-\$9,911,070.18	-\$9,409,819.94
Dividends and Interest	\$6,203.66	\$0.00	\$6,203.66	\$24,819.08	-\$723.09	\$24,095.99
Cash						
Withdrawals	0.00	-4,163.98	-4,163.98	0.00	-521,147.54	-521,147.54
Deposits	1,488,000.00	0.00	1,488,000.00	10,159,070.18	0.00	10,159,070.18
Total Cash	\$1,488,000.00	-\$4,163.98	\$1,483,836.02	\$10,159,070.18	-\$521,147.54	\$9,637,922.64
Totals	\$1,494,203.66	-\$1,492,163.98	\$2,039.68	\$10,685,139.50	-\$10,432,940.81	\$252,198.69

Transactions by Type of Activity

Process/ Settlement Date	Trade/ Transaction Date	Activity Type	Description	Quantity	Price	Accrued Interest	Amount	Currency
Securities Bought and Sold								
12/08/17	11/17/17	PURCHASED 52468OBM6	LEGACYTEXAS BK PLANO CTF DEP ACT/365 MONTHLY 1.650% 01/08/19 DTD 12/08/17 YLD 1.650 TO MAT	248,000.000	100.0000		-248,000.00	USD
12/14/17	12/04/17	PURCHASED 59774QFG2	MIDLAND STS BK EFFINGHAM ILL CTF DEP ACT/365 1.850% 06/14/19 B/E DTD 12/14/17 CLB YLD 1.850 TO MAT	248,000.000	100.0000		-248,000.00	USD
12/22/17	12/06/17	PURCHASED 09248ABG4	BLACKRIDGEBANK FARGO N D CTF DEP ACT/365 MONTHLY 2.100% 12/22/20 DTD 12/22/17 CLB YLD 2.100 TO MAT	248,000.000	100.0000		-248,000.00	USD
12/22/17	12/08/17	PURCHASED 70153RJE9	PARKWAY BK & TR HARWOOD HEIGHTS ILL CTF DEP ACT/365 MONTHLY 1.750% 12/21/18 DTD 12/22/17 YLD 1.750 TO MAT	248,000.000	100.0000		-248,000.00	USD
12/28/17	12/05/17	PURCHASED 710347AK1	PEOPLES BK EWING VA CTF DEP ACT/365 MONTHLY 1.700% 03/28/19 DTD 12/28/17 YLD 1.700 TO MAT	248,000.000	100.0000		-248,000.00	USD
12/29/17	12/15/17	PURCHASED 58733AES4	MERCANTIL BK NATL ASSN CORAL GABLES FLA CTF DEP ACT/365 MONTHLY 2.200% 12/29/20 DTD 12/29/17 YLD 2.200 TO MAT	248,000.000	100.0000		-248,000.00	USD
Total Securities Bought and Sold						\$0.00	-\$1,488,000.00	USD
Dividends and Interest								
12/06/17		BOND INTEREST RECEIVED 08016PCP2	248000 BELMONT BK & TR CO CHICAGO IL CTF DEP ACT/365 MONTHLY 1.700% 11/06/19 B/E DTD 11/06/17 RD 11/21 PD 12/06/17				346.52	USD
12/07/17		BOND INTEREST RECEIVED 149159LG8	248000 CATHAY BK LOS ANGELES CALIF CTF DEP ACT/365 MONTHLY 1.700% 03/07/19 B/E DTD 09/07/17 RD 11/22 PD 12/07/17				346.52	USD
12/08/17		BOND INTEREST RECEIVED 85916VCD5	248000 STERLING BK POPLAR BLUFF MO CTF DEP ACT/365 MONTHLY 1.750% 08/08/19 B/E DTD 09/08/17 RD 11/23 PD 12/08/17				356.71	USD
12/11/17		BOND INTEREST RECEIVED 856285BH3	247000 STATE BK INDIA NEW YORK N Y CTF DEP ACT/365 1.700% 06/10/19 B/E DTD 06/09/17 RD 12/08 PD 12/09/17				2,105.25	USD
12/12/17		BOND INTEREST RECEIVED 559582AA9	248000 MAGNOLIA BK INC KY CTF DEP ACT/365 MONTHLY 1.750% 10/11/19 B/E DTD 10/12/17 CLB RD 11/27 PD 12/12/17				356.71	USD
12/15/17		BOND INTEREST RECEIVED 29266N6E2	248000 ENERBANK USA SALT LAKE CITY UTAH CTF DEP ACT/365 MONTHLY 1.700% 09/16/19 B/E DTD 09/15/17 RD 11/30 PD 12/15/17				346.52	USD
12/19/17		BOND INTEREST RECEIVED 35471TDMI	248000 FRANKLIN SYNERGY BK TENN CTF DEP ACT/365 MONTHLY 1.500% 10/19/18 B/E DTD 07/19/17 RD 12/04 PD 12/19/17				305.75	USD

December 1, 2017 - December 31, 2017
MEDINA CITY SCHOOLS

Transactions by Type of Activity (continued)

Process/ Settlement Date	Trade/ Transaction Date	Activity Type	Description	Quantity	Price	Accrued Interest	Amount	Currency
Dividends and Interest (continued)								
12/20/17		BOND INTEREST RECEIVED 06610QDM0	248000 BANKERS BK OKLA CITY CTF DEP ACT/365 MONTHLY 1.700% 09/20/19 B/E DTD 09/20/17 RD 12/05 PD 12/20/17				346.52	USD
12/22/17		BOND INTEREST RECEIVED 062683AN7	248000 BANK HOPE LOS ANGELES CA CTF DEP ACT/365 1.600% 03/22/19 B/E DTD 09/22/17 RD 12/07 PD 12/22/17				326.14	USD
12/22/17		BOND INTEREST RECEIVED 508176CH5	249000 LAKE CITY BK WARSAW IND CTF DEP ACT/365 MONTHLY 1.600% 03/22/19 B/E DTD 03/22/17 RD 12/07 PD 12/22/17				327.45	USD
12/26/17		BOND INTEREST RECEIVED 20033AVA1	248000 COMENITY CAP BK SALT LAKE CITY UTAH CTF DEP ACT/365 1.700% 07/24/19 B/E DTD 07/24/17 RD 12/09 PD 12/24/17				346.52	USD
12/26/17		BOND INTEREST RECEIVED 410493CDO	248000 HANMI BK LOS ANGELES CALIF CTF DEP ACT/365 MONTHLY 1.550% 12/24/18 B/E DTD 06/23/17 RD 12/08 PD 12/23/17				315.95	USD
12/28/17		BOND INTEREST RECEIVED 947547JQ9	248000 WEBBANK SALT LAKE CITY UTAH CTF DEP ACT/365 MONTHLY 1.850% 03/30/20 B/E DTD 09/28/17 CLB RD 12/13 PD 12/28/17				377.10	USD
Total Dividends and Interest						\$0.00	\$6,203.66	USD
Cash Withdrawals and Deposits								
12/06/17		ELECTRONIC TRANSACTION USD999997	SEND TO BANK FOR ACH [REDACTED]				-346.52	USD
12/07/17		ELECTRONIC TRANSACTION USD999997	SEND TO BANK FOR ACH [REDACTED]				-346.52	USD
12/08/17		ELECTRONIC TRANSACTION USD999997	SEND TO BANK FOR ACH [REDACTED]				-356.71	USD
12/08/17		ELECTRONIC DEPOSIT USD999997	RECV FR BANK FOR ACH [REDACTED]				248,000.00	USD
12/11/17		ELECTRONIC TRANSACTION USD999997	SEND TO BANK FOR ACH [REDACTED]				-2,105.25	USD
12/12/17		ELECTRONIC TRANSACTION USD999997	SEND TO BANK FOR ACH [REDACTED]				-356.71	USD

Transactions by Type of Activity (continued)

Process/ Settlement Date	Trade/ Transaction Date	Activity Type	Description	Quantity	Price	Accrued Interest	Amount	Currency
Cash Withdrawals and Deposits (continued)								
12/14/17		ELECTRONIC DEPOSIT USD999997	RECV FR BANK FOR ACH [REDACTED]				248,000.00	USD
12/18/17		ELECTRONIC TRANSACTION USD999997	SEND TO BANK FOR ACH [REDACTED]				-346.52	USD
12/20/17		ELECTRONIC TRANSACTION USD999997	SEND TO BANK FOR ACH [REDACTED]				-305.75	USD
12/22/17		ELECTRONIC DEPOSIT USD999997	RECV FR BANK FOR ACH [REDACTED]				496,000.00	USD
12/28/17		ELECTRONIC DEPOSIT USD999997	RECV FR BANK FOR ACH [REDACTED]				248,000.00	USD
12/29/17		ELECTRONIC DEPOSIT USD999997	RECV FR BANK FOR ACH [REDACTED]				248,000.00	USD
Total Cash Withdrawals and Deposits						\$0.00	\$1,483,836.02	USD
Total Value of Transactions						\$0.00	\$2,039.68	USD

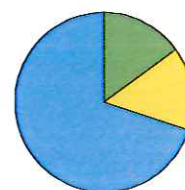
The price and quantity displayed may have been rounded.

Fixed Income Analysis

Bond Quality

Bond Quality	Market Value	% of Bond Market Value
Not Rated	9,888,528.70	100%
Total	9,888,528.70	100%

Bond Maturity Schedule



Bond Maturity	Market Value	% of Bond Market Value
1 to 6 months	1,484,652.63	15%
7 to 12 months	1,486,712.88	15%
1 to 5 years	6,917,163.19	70%
Total	9,888,528.70	100%

Percentages of bond market values are rounded to the nearest whole percentage.

Bond quality ratings reflect Moody's or Standard and Poor's ratings. Bonds may be rated by other services. Bonds that are in default are not included. Please refer to your Portfolio Holdings section.

You are 100% invested in bonds with a bond quality of Not Rated.

Messages

Please note the following information for Pershing's 2017 Form 1099 tax statement (1099): The 1099 includes IRS 1099 Form B, DIV, INT, OID and MISC. Your 1099 will be delivered as early as possible, beginning January 31, 2018. By February 15, you will be mailed either your 1099 or a special Pending 1099 Notice. The Pending 1099 Notice will be sent if we have not received and processed final information from issuers and trustees of securities you hold by the as of date of the February 15 1099 mailing. You will also be sent the notice if your

Cash Not Yet Received

Security	Record Date	Payable Date	Quantity Held	Rate	Dividend Option	Amount of Payment
Interest						
BELMONT BK & TR CO CHICAGO IL CTF DEP ACT/365 MONTHLY	12/22/17	01/06/18	248,000.000	0.001444	Cash	358.07
CATHAY BK LOS ANGELES CALIF CTF DEP ACT/365 MONTHLY	12/23/17	01/07/18	248,000.000	0.001444	Cash	358.07
ENERBANK USA SALT LAKE CITY UTAH CTF DEP ACT/365 MONTHLY	12/31/17	01/15/18	248,000.000	0.001444	Cash	358.07
LEGACYTEXAS BK PLANO CTF DEP ACT/365 MONTHLY	12/24/17	01/08/18	248,000.000	0.001401	Cash	347.54
MAGNOLIA BK INC KY CTF DEP ACT/365 MONTHLY	12/28/17	01/12/18	248,000.000	0.001486	Cash	368.60
MIDLAND STS BK EFFINGHAM ILL CTF DEP ACT/365	12/30/17	01/14/18	248,000.000	0.001571	Cash	389.67
STERLING BK POPLAR BLUFF MO CTF DEP ACT/365 MONTHLY	12/24/17	01/08/18	248,000.000	0.001486	Cash	368.60
Total Cash Not Yet Received						\$2,548.62

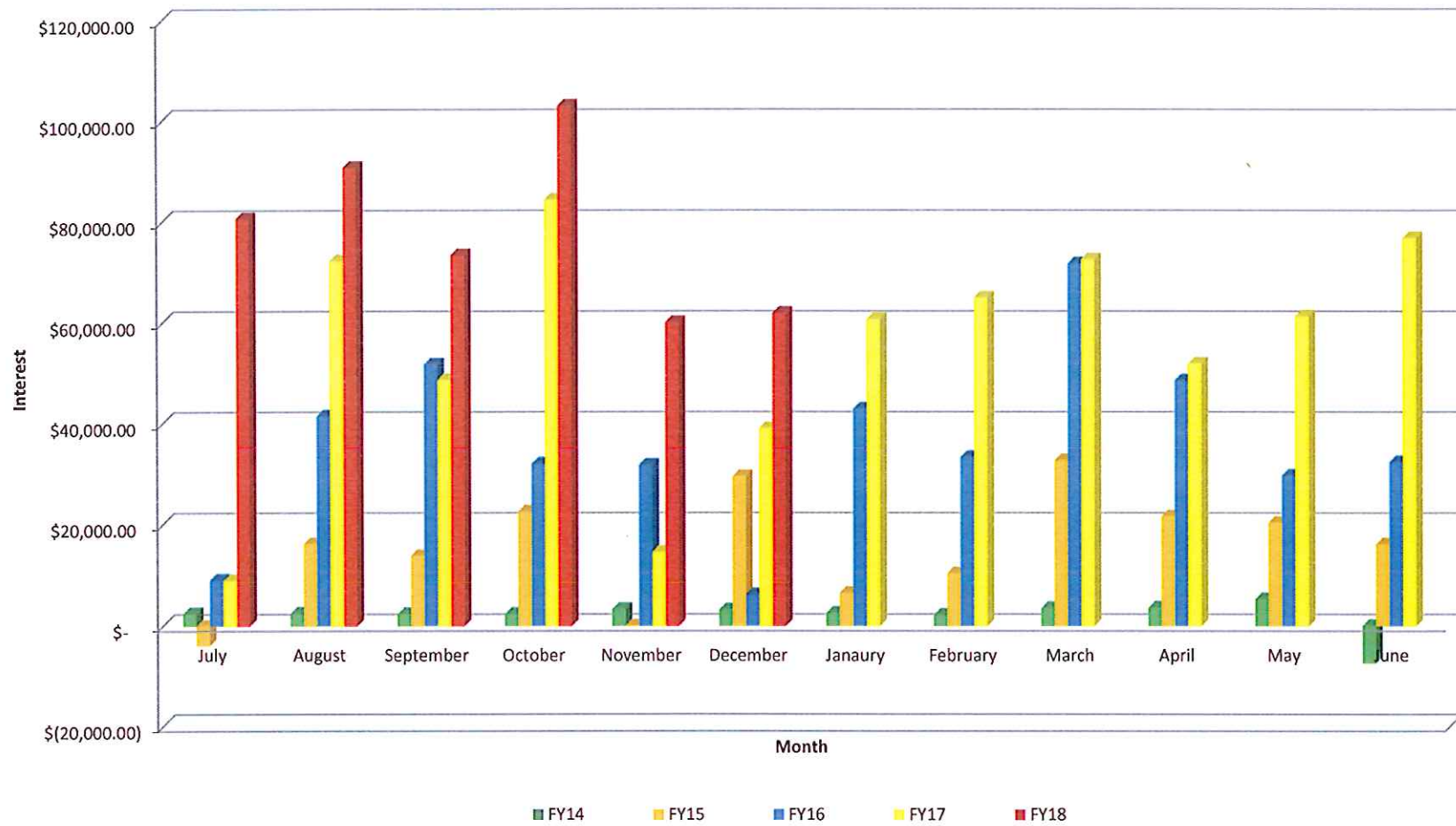
Assets shown here are not reflected in your account. This information has been received from sources we believe to be reliable. Pershing does not guarantee the accuracy of the information.

Important Information and Disclosures

The Role of Pershing

- Pershing carries your account as clearing broker pursuant to a clearing agreement with your financial institution. Pershing may accept from your financial institution without inquiry or investigation (i) orders for the purchase and sale of securities and other property and (ii) any other instructions concerning your account. Pershing is not responsible or liable for any acts or omissions of your financial institution or its employees and it does not supervise them. Pershing provides no investment advice nor does it assess the suitability of any transaction or order. Pershing acts as the agent of your financial institution and you agree that you will not hold Pershing or any person controlling or under common control with it liable for any investment losses incurred by you.
- Pershing performs several key functions at the direction of your financial institution. It acts as custodian for funds and securities you may deposit with it directly or through your financial institution or that it receives as the result of securities transactions it processes.
- Your financial institution is responsible for adherence to the securities laws, regulations and rules which apply to it regarding its own operations and the supervision of your account, its sales representatives and other personnel. Your financial institution is also responsible for approving the opening of accounts and obtaining account documents; the acceptance and, in certain instances, execution of securities orders; the assessment of the suitability of those transactions, where applicable; the rendering of investment advice, if any, to you and in general, for the ongoing relationship that it has with you.
- Inquiries concerning the positions and balances in your account may be directed to the Pershing Customer Service Department at (201) 413-3333. All other inquiries regarding your account or activity should be directed to your financial institution. Your financial organization's contact information can be found on the first page of this statement.
- For a description of other functions performed by Pershing please consult the Disclosure Statement provided to you upon the opening of your account. This notice is not meant as a definitive enumeration of every possible circumstance, but as a general disclosure. If you have any questions regarding this notice or if you would like additional copies of the Disclosure Statement, please contact your financial institution.
- Pershing is a member of the Securities Investor Protection Corporation (SIPC®). Please note that SIPC does not protect against loss due to market fluctuation. In addition to SIPC protection, Pershing provides coverage in excess of SIPC limits. For more detailed information please visit: www.pershing.com/about/strength-and-stability.
- This statement will be deemed conclusive. You are advised to report any inaccuracy or discrepancy (including unauthorized trading) promptly, but no later than ten days after receipt of this statement, to your financial organization and Pershing. Please be advised that any oral communication should be re-confirmed in writing to further protect your rights, including your rights under the Securities Investor Protection Act.

Total Monthly Interest Earnings



F I N A N C I A L S U M M A R Y R E P O R T
Processing Month: December 2017
MEDINA CITY SCHOOL DISTRICT

Fnd	Scc	Description	Beginning Balance	MTD Revenues	FYTD Revenues	MTD Expenditures	FYTD Expenditures	Current Available Balance
001	0000	GENERAL FUND	39,370,833.97	2,042,033.67	34,221,577.52	7,378,543.37	36,287,210.93	37,305,200.56
002	0000	BOND RETIREMENT	1,264,996.56	.00	734,104.10	66,000.00	1,367,951.22	631,149.44
002	9000	BOND RETIREMENT - NEW ELE	3,858,326.49	.00	2,141,128.82	.00	3,499,384.86	2,500,070.45
002	9012	LOCAL SALES TAX RETIREMEN	99,750.00	1,261,668.75	1,261,668.75	66,000.00-	1,261,668.75	99,750.00
002	9014	CONSOLIDATION - ENERGY &	.00	315,987.53	315,987.53	.00	315,987.53	.00
003	0000	PERMANENT IMPROVEMENT FUN	126,628.88	.00	.00	.00	.00	126,628.88
003	9000	PERMANENT IMPROVEMENT FUN	.00	.00	.00	.00	.00	989.14
003	9001	MEDINA CITY REC CENTER-PE	570,076.43	1,105.31	1,105.31	34,907.43-	101,414.22	469,767.52
006	0000	LUNCHROOM FUND	48,061.37	190,972.02	1,006,233.95	221,319.55	1,068,284.27	13,988.95-
007	9004	COLLINS SCHOLARSHIP/POST-	42.80	.07	.46	.00	.00	43.26
007	9110	ART TRUST - GARFIELD	10,064.72	16.68	103.46	.00	.00	10,168.18
007	9333	RIOS STUDENT LEADER SCHOL	26,200.26	43.42	269.34	.00	.00	26,469.60
007	9901	BIXLER SCHOLARSHIP FUND	125.00	.00	.00	.00	.00	125.00
008	9002	KANEHL MUSIC TRUST	29,102.27	48.26	316.76	.00	.00	29,419.03
008	9003	RICHARD HOFFMAN COLLINS M	607,680.86	.00	12,913.02	.00	.00	620,593.88
008	9112	ELAINE BUSHMAN FUND	17,304.04	20.21	366.51	.00	.00	17,670.55
009	9000	STAR	1,246.00	352.75	20,914.49	.00	.00	22,160.49
009	9110	UNIFORM SUPPLIES GARFIELD	10,879.47	274.75	3,001.25	.00	6,139.97	7,740.75
009	9120	UNIFORM SUPPLIES - CANAVA	10,824.08	73.00	7,672.25	689.30	10,382.21	8,114.12
009	9130	UNIFORM SUPPLIES - FENN	22,661.05	147.00	8,241.00	44.74	12,034.48	18,867.57
009	9140	UNIFORM SUPPLIES - HERITA	5,210.26	91.50	8,022.73	70.95	10,089.70	3,143.29
009	9160	UNIFORM SUPPLIES - BLAKE	857.73	145.50	11,200.25	7.92	11,594.10	463.88
009	9170	UNIFORM SUPPLIES - RALPH	11,977.26	146.75	15,263.75	215.54	14,346.88	12,894.13
009	9180	UNIFORM SUPPLIES - ELIZA	8,071.03	261.63	9,088.53	211.76	13,713.18	3,446.38
009	9200	UNIFORM SUPPLIES - CLAGGE	56,537.37	649.00	18,806.16	.00	24,240.90	51,102.63
009	9210	UNIFORM SUPPLIES - A.I. R	12,182.21	229.50	22,771.70	4,655.24	23,748.54	11,205.37
009	9300	UNIFORM SUPPLIES - SENIOR	41,811.27	5,347.25	117,840.59	12,483.35	54,637.07	105,014.79
009	9304	AVIATION/PHOTOGRAPHY	3.87	.00	.00	.00	.00	3.87
014	9016	MEDINA CNTY JUV DET CNTR	56,092.18	18,200.00	93,861.13	30,928.47	139,150.79	10,802.52
014	9111	CFIT FY11	5,550.01	.00	.00	.00	.00	5,550.01
014	9116	EVOLVE FY 16	69,606.72	56,787.50	182,412.50	54,683.63	334,448.50	82,429.28-
016	0000	EMERGENCY LEVY	14,480,996.23	.00	3,587,755.76	336,655.46	1,673,567.46	16,395,184.53
018	0000	PRINT SHOP	6,683.33	.00	.00	.00	.00	6,683.33
018	9000	PUBLIC SCHOOL SUPPORT - S	16.70	.00	.00	.00	.00	16.70
018	9110	PRINCIPAL'S FUND - GARFIE	30,043.47	2,802.25	3,202.68	40.26	3,904.24	29,341.91
018	9111	GARFIELD SCHOOL STORE	866.80	.00	200.00	.00	50.00	1,016.80
018	9113	GARFIELD MEDIA CENTER	726.76	17.48	32.91	.00	.00	759.67
018	9120	PRINCIPAL - CANAVAN	49,481.36	2,545.00	2,693.00	343.44	5,621.24	46,553.12
018	9122	CANAVAN SCHOOL STORE	586.69	.00	.00	.00	.00	586.69
018	9123	BOOK FAIR - CANAVAN	5,280.58	3.00	5,023.19	.00	5,061.41	5,242.36
018	9130	PRINCIPAL - FENN	37,156.68	3,222.00	6,753.00	1,324.39	6,642.67	37,267.01
018	9132	FENN SCHOOL STORE	723.07	84.80	260.19	.00	50.00	933.26
018	9133	BOOK FAIR - FENN	277.47	14.00	81.41	.00	.00	358.88
018	9135	MEDINA SKI TEAM - DISTRIC	5,409.19	2,150.00	2,800.00	.00	.00	8,209.19
018	9140	PRINCIPAL'S FUND - HERITA	28,070.00	844.00	7,270.32	1,151.19	4,755.95	30,584.37
018	9143	HERITAGE MEDIA CENTER	15,375.04	41.93	4,828.88	8,291.73	13,554.10	6,649.82

Date: 1/11/18

F I N A N C I A L S U M M A R Y R E P O R T
Processing Month: December 2017
MEDINA CITY SCHOOL DISTRICT

Page: 2
(FINSUM)

Fnd	Sc	Description	Beginning Balance	MTD Revenues	FYTD Revenues	MTD Expenditures	FYTD Expenditures	Current Available Balance
018	9160	PRINCIPAL'S FUND - H G BL	42,009.07	1,319.50	5,006.50	498.04	2,787.63	44,227.94
018	9161	LEADER IN ME - BLAKE	7,394.06	.00	.00	.00	.00	7,394.06
018	9163	BLAKE MEDIA CENTER	17,218.27	17.98	5,942.21	.00	5,821.65	17,338.83
018	9170	PRINCIPALS FUND - RALPH W	74,315.89	3,423.00	5,373.00	.00	2,823.01	76,865.88
018	9171	WAITE SCHOOL STORE	50.00	.00	.00	.00	.00	50.00
018	9173	MEDIA CENTER RALPH WAITE	5,360.91	.00	8,592.17	.00	7,737.87	6,215.21
018	9174	FIELD TRIPS RALPH WAITE	15,209.72	.00	.00	.00	.00	15,209.72
018	9180	PRINCIPALS FUND ELIZA NOR	43,613.19	2,996.00	3,020.00	146.35	2,401.55	44,231.64
018	9181	NORTHROP ELEMENTARY SCHOO	1,745.95	.00	.00	125.00	125.00	1,620.95
018	9183	MEDIA CENTER ELIZA NORTHR	7,702.33	.00	5,521.93	.00	4,920.27	8,303.99
018	9184	FIELD TRIPS ELIZA NORTHR	146.00	.00	.00	.00	.00	146.00
018	9200	PRINCIPAL'S FUND - CLAGGE	84,752.98	123.50	10,140.02	3,173.24	8,986.49	85,906.51
018	9203	CLAGGETT M.S. MEDIA CENTE	4,507.83	.00	3,894.50	2,971.40	3,183.50	5,218.83
018	9210	PRINCIPAL'S FUND - ROOT M	13,333.52	3,412.00	34,352.71	3,032.59	6,153.57	41,532.66
018	9211	ROOT M.S. MEDIA CENTER	9,038.70	11.99	3,844.63	.00	3,266.61	9,616.72
018	9212	ROOT M.S. - WASHINGTON TR	355.00	.00	.00	.00	.00	355.00
018	9213	SPECIAL FUNDRAISER - ROOT	12,631.96	.00	.00	12,631.94	12,631.94	.02
018	9300	PRINCIPAL'S FUND - SENIOR	43,812.78	165.00	26,743.06	556.32	8,801.10	61,754.74
018	9301	MEDIA CENTER FUND	1,407.80	.00	.00	50.00	50.00	1,357.80
018	9302	SPECIAL FUNDRAISER - SENI	37,086.18	.00	.00	.00	.00	37,086.18
018	9303	PERFORMING ARTS	101,955.40	6,010.00	11,383.80	128.77	19,465.00	93,874.20
018	9304	BUZZ	14,196.01	567.80	4,325.21	371.64	4,269.29	14,251.93
018	9305	FLEXIBLE CREDIT FUND	7,334.56	.00	100.00	.00	.00	7,434.56
018	9900	INSERVICE - CENTRAL	3,702.01	.00	.00	.00	.00	3,702.01
018	9901	PUBLIC SCHOOL SUPPORT - I	5,383.72	.00	.00	.00	53.95	5,329.77
018	9902	INSERVICE - SUPERINTENDEN	24,720.92	.00	.00	.00	.00	24,720.92
018	9903	BOARD/STUDENT DEVELOPMENT	2,800.00	.00	.00	.00	.00	2,800.00
018	9904	WELLNESS FUND	502.00	.00	.00	.00	.00	502.00
018	9905	PUBLIC SCHOOL SUPPORT/STU	54,192.50	.00	8,000.00	2,082.15	2,082.15	60,110.35
018	9906	COMMUNICATIONS - PUBLIC S	1,752.19	25.00	5,042.00	196.81	2,109.31	4,684.88
018	9910	MAINTENANCE DEPARTMENT	3,902.36	.00	.00	.00	.00	3,902.36
018	9920	TRSP FUND	1,944.18	.00	206.55	.00	184.93	1,965.80
018	9930	Resource Connection	1,500.00	.00	.00	.00	.00	1,500.00
019	9000	ADAMH GRANT	642.00	.00	6,000.00	855.00	2,888.00	3,754.00
019	9008	MCDAC GRANT FY18	.00	.00	41,184.00	17,749.63	61,546.03	20,362.03-
019	9018	LOWE'S LIGHT UP GARFIELD	48.08	.00	.00	.00	.00	48.08
019	9020	RIF PROGRAM GRANT - NORTH	400.73	.00	.00	.00	.00	400.73
019	9021	JENNINGS - BLAKE - BRYNIA	.82	.00	.00	.00	.00	.82
019	9023	PUBLIC EDUCATION LEADERSH	.01	.00	.00	.00	.00	.01
019	9029	MARTHA HOLDEN JENNINGS GR	6.82	.00	.00	.00	.00	6.82
019	9030	PERFORMANCE BASED ASSESSM	79.76	.00	.00	.00	.00	79.76
019	9031	PBA FY11	256.96	.00	.00	.00	.00	256.96
019	9113	ACS-HACH CHEMISTRY GRANT	96.34	.00	.00	.00	.00	96.34
019	9180	PPG INNOVATIVE CLASSROOM	15.31	.00	.00	.00	.00	15.31
019	9213	VIDEO CLUB GRANT - MHS	2.82	.00	.00	.00	.00	2.82
019	9313	JENNINGS - NORTHROP - MIL	13.86	.00	.00	.00	.00	13.86

Date: 1/11/18

FINANCIAL SUMMARY REPORT
Processing Month: December 2017
MEDINA CITY SCHOOL DISTRICT

Page: 3
(FINSUM)

Fnd	Sc	Description	Beginning Balance	MTD Revenues	FYTD Revenues	MTD Expenditures	FYTD Expenditures	Current Available Balance
019	9413	3M AND OTHER GRANT	152.03	.00	.00	.00	.00	152.03
019	9513	NEA STUDENT ACHIEVEMENT G	191.88	.00	.00	.00	.00	191.88
019	9613	FUEL UP - CONDOSTA - ROOT	492.05	.00	.00	.00	.00	492.05
019	9715	FUEL UP - BLAKE	23.82	.00	.00	.00	.00	23.82
020	9001	TRANSPORTATION ENTERPRISE	51,296.71	805.24	9,418.77	.00	4,461.60	56,253.88
022	9000	Unclaimed funds	27,461.10	.00	.00	.00	.00	27,461.10
022	9093	DIVERSION PROGRAM FED MON	1,000.00	.00	.00	.00	.00	1,000.00
022	9094	DIVERSION PROGRAM - FED.	1,000.00	.00	.00	.00	.00	1,000.00
022	9300	OH HIGH SCHOOL ATH ASSOC	1,053.98	.00	16,727.00	21,510.38	21,747.38	3,966.40-
024	9001	MEDICAL AND DRUG/SELF INS	6,269,529.07	717,995.71	4,264,664.45	592,186.81	3,798,651.85	6,735,541.67
024	9002	DENTAL SELF INSURANCE FUN	361,631.41	55,835.70	330,414.05	56,126.26	333,210.20	358,835.26
024	9094	FLEX PRO	59,014.82	31,095.54	72,611.82	16,134.67	79,598.82	52,027.82
027	0000	WORKMANS COMP.-SELF INS	181,567.56	16,593.22	71,023.17	2,566.47	52,156.12	200,434.61
071	9013	LOCAL SALES TAX PERMANENT	3,132,294.11	.00	1,564,093.68	1,344,274.31	2,372,562.33	2,323,825.46
200	9110	GARFIELD STUDENT COUNCIL/	1,275.31	1.21	10.91	190.37	548.82	737.40
200	9121	ELLA CANAVAN STUDENT COUN	936.98	369.75	421.34	84.94	285.78	1,072.54
200	9134	FENN STUDENT BUSINESS	8.49	.01	.08	.00	.00	8.57
200	9140	STUDENT COUNCIL - HERITAG	147.71	.24	1.52	.00	.00	149.23
200	9184	NORTHRUP ELEMENTARY STUDE	47.29	.08	.48	.00	.00	47.77
200	9185	K-KIDS KIWANIS ACTIVITY C	4,690.39	9.37	1,230.74	.00	205.35	5,715.78
200	9202	CLAGGETT MIDDLE SCH. STUD	3,420.21	3.92	2,828.10	582.71	3,856.00	2,392.31
200	9204	CLAGGETT MIDDLE SCHOOL CH	474.76	.79	4.88	.00	.00	479.64
200	9205	CLAGGETT MIDDLE SCH. BUIL	1,687.09	177.92	335.15	.00	.00	2,022.24
200	9209	CLAGGETT MIDDLE SCHOOL DR	16,602.63	25.51	168.16	1,072.15	1,214.32	15,556.47
200	9252	CHEERLEADERS - ROOT M.S.	40.52	.07	.42	.00	.00	40.94
200	9253	BUILDERS' CLUB - ROOT M.S	3,173.55	71.78	199.51	.00	.00	3,373.06
200	9254	HONORS ACADEMY - ROOT	1,357.05	157.11	164.52	.00	385.00	1,136.57
200	9256	DRAMA CLUB - ROOT M.S.	4,025.46	6.67	41.39	.00	.00	4,066.85
200	9257	ENVIRONMENTAL CLUB - ROOT	193.79	.00	1.40	.00	195.19	.00
200	9258	STUDENT COUNCIL - ROOT M.	2,262.74	245.55	590.69	206.00	339.47	2,513.96
200	9301	YOUNG AMERICANS FOR FREED	2,572.40	107.22	1,831.61	.00	.00	4,404.01
200	9302	ART CLUB	133.59	.22	1.38	.00	.00	134.97
200	9303	INTERNATIONAL CULTURAL EX	361.39	.49	3.51	.00	67.70	297.20
200	9304	CAREER ASSOCIATION	242.25	.00	1.20	.00	243.08	.37
200	9305	CHEMCLUB	729.72	1.63	391.37	.00	124.95	996.14
200	9306	OPERATION SMILE	5.00	.27	162.35	.00	.00	167.35
200	9307	CHOIR	48,901.35	3,025.79	8,851.50	.00	13,367.31	44,385.54
200	9308	COMPUTER CLUB	71.61	.00	.25	.00	71.86	.00
200	9309	IMPROVE CLUB	270.18	.45	2.78	.00	.00	272.96
200	9310	DELTA EPSILON PHI - NAT'L	.45	.00	.00	.00	.00	.45
200	9312	DRAMA CLUB	35,932.97	54.15	361.60	3,000.00	3,275.47	33,019.10
200	9315	FELLOWSHIP OF CHRISTIAN A	276.12	.46	2.84	.00	.00	278.96
200	9316	FRENCH CLUB	8.71	.00	.00	.00	8.71	.00
200	9318	GIRLS LEADERSHIP CLUB	3,154.65	457.84	2,521.05	.00	898.17	4,777.53
200	9321	KEY CLUB	26,408.12	150.53	1,403.10	.00	50.45	27,760.77
200	9323	MEDINAMITE	411.25	193.45	296.99	.00	99.24	609.00

Date: 1/11/18

F I N A N C I A L S U M M A R Y R E P O R T
Processing Month: December 2017
MEDINA CITY SCHOOL DISTRICT

Page: 4
(FINSUM)

End	Sc	Description	Beginning Balance	MTD Revenues	FYTD Revenues	MTD Expenditures	FYTD Expenditures	Current Available Balance
200	9324	MEDINIAN	25,424.46	2,590.93	7,274.51	40.80	6,886.72	25,812.25
200	9325	MHS BAND	22,024.92	6,451.22	6,827.45	3,693.89	4,936.88	23,915.49
200	9326	NATIONAL HONOR SOCIETY	9,211.36	15.26	94.70	.00	.00	9,306.06
200	9327	ORCHESTRA	21,549.16	1,485.39	1,760.66	.00	512.50	22,797.32
200	9330	SCIENCE OLYMPIAD CLUB	136.51	.00	.47	.00	136.98	.00
200	9331	SKI CLUB	2.90	.00	.02	.00	.00	2.92
200	9332	SPANISH CLUB	8,512.58	19.85	4,287.99	78.82	698.03	12,102.54
200	9333	STUDENT COUNCIL	39,753.53	1,401.25	36,793.20	2,327.59	21,475.10	55,071.63
200	9334	WORK STUDY CLUB	5,297.94	.00	18.26	.00	5,316.20	.00
200	9335	LATIN CLUB	1,660.53	70.73	1,160.24	544.32	544.32	2,276.45
200	9336	INTERACT ORGANIZATION	1,607.69	.00	5.54	.00	1,613.23	.00
200	9337	AMERICAN SIGN LANGUAGE CL	166.14	.51	147.64	.00	.00	313.78
200	9339	SPEECH/DEBATE CLUB	18,632.11	3,033.19	18,749.10	5,305.00	17,143.87	20,237.34
200	9340	S. A. D. D.	1,553.99	20.22	583.06	72.97	481.38	1,655.67
200	9345	INTERNATIONAL CLUB	4,777.49	.00	16.47	.00	4,793.96	.00
200	9346	PENGUIN BOWL/NOSB	257.09	250.84	253.06	.00	.00	510.15
200	9350	TECHNOLOGY CLUB	124.72	589.43	1,330.40	.00	581.42	873.70
200	9351	THE JUNIOR STATESMEN OF A	1,190.32	.00	4.11	.00	1,194.43	.00
200	9352	VIDEO CLUB - SR HI	6,912.25	30.85	128.37	150.00	423.25	6,617.37
200	9353	CHINESE CLUB	730.31	1.49	265.63	.00	89.73	906.21
200	9355	GENDER AND SEXUALITY ALLI	1,280.92	194.29	881.63	.00	96.28	2,066.27
200	9380	V O F T	31,641.16	53.06	1,978.38	215.32	1,264.93	32,354.61
200	9416	CLASS OF 2016	2,452.99	.00	6.62-	.00	2,446.37	.00
200	9417	CLASS OF 2017	4,071.58	.00	14.04	.00	4,085.62	.00
200	9418	CLASS OF 2018	23,183.56	22.41	977.16	144.00	16,596.42	7,564.30
200	9419	CLASS OF 2019	3,984.75	6.81	378.80	157.26	211.64	4,151.91
200	9420	CLASS OF 2020	2,025.20	1,736.49	2,083.80	.00	89.83	4,019.17
200	9421	CLASS OF 2021	.00	1,213.20	1,543.31	.00	29.85	1,513.46
200	9999	GENERIC STUDENT ACTIV. FD	.01	.00	.00	.00	.00	.01
300	0000	ATHLETIC FUND	195,045.47	53,566.45	246,242.96	34,523.10	215,886.98	225,401.45
300	9110	GARFIELD FIELD TRIPS	.00	.00	.00	.00	66.65-	66.65
300	9120	CANAVAN FIELD TRIP	.00	3.00-	851.00	312.43	851.00	.00
300	9121	WORLD WATCHER'S CLUB	7,362.04	.00	.00	.00	.00	7,362.04
300	9130	FENN FIELD TRIPS	.00	.00	6,280.00	.00	6,160.25	119.75
300	9140	HERITAGE FIELD TRIPS	.00	.00	4,699.50	.00	5,293.00	593.50-
300	9160	BLAKE FIELD TRIPS	170.00	400.00	631.00	21.34	366.00	435.00
300	9170	WAITE FIELD TRIPS	1,272.00	168.00	7,380.00	.00	9,307.57	655.57-
300	9180	NORTHROP FIELD TRIPS	269.67	.00	2,746.80	297.80-	2,526.58	489.89
300	9201	CLAGGETT MIDDLE SCH. BAND	26,295.12	1,485.00	17,929.23	13,221.50	13,256.50	30,967.85
300	9202	CLAGGETT MIDDLE SCH. ORCH	258.00	.00	.00	.00	.00	258.00
300	9203	CLAGGETT MIDDLE SCHOOL LI	370.00	.00	.00	.00	.00	370.00
300	9204	CLAGGETT M.S. CHOIR FUND	634.10	.00	.00	.00	.00	634.10
300	9208	CLAGGETT - 6TH GRADE TRIP	27,839.95	.00	68,818.00	720.07	96,238.79	419.16
300	9250	ROOT M.S. BAND FUND	17,270.76	401.00	13,817.00	9,538.79	9,687.68	21,400.08
300	9251	ROOT M.S. ORCHESTRA FUND	1,228.15	10.50	10.50	.00	.00	1,238.65
300	9252	ROOT M.S. CHOIR FUND	3,270.15	.00	.00	.00	.00	3,270.15

Date: 1/11/18

F I N A N C I A L S U M M A R Y R E P O R T
Processing Month: December 2017
MEDINA CITY SCHOOL DISTRICT

Page: 5
(FINSUM)

End	Sc	Description	Beginning Balance	MTD Revenues	FYTD Revenues	MTD Expenditures	FYTD Expenditures	Current Available Balance
300	9253	ROOT M.S. BEEHIVE	407.27	77.50	387.90	90.03	154.14	641.03
300	9258	ROOT - DISTRICT SUPERVISE	99,129.46	.00	5,295.50	330.60	101,793.10	2,631.86
300	9259	ROOT DANCE TEAM	528.00	.00	.00	.00	528.00	.00
300	9301	BOWLING CLUB	.00	2,900.00	2,900.00	.00	.00	2,900.00
300	9302	MENS VOLLEYBALL	8,302.21	.00	.00	.00	.00	8,302.21
300	9303	HUDDLE/SHUDDLE	1,502.31	.00	1,540.00	.00	827.21	2,215.10
300	9304	LINK CREW	4,010.40	.00	.00	.00	2,096.43	1,913.97
300	9305	MHS DANCE TEAM	1,450.54	.00	.00	.00	.00	1,450.54
300	9313	DRAMA/MUSICAL	11,987.17	.00	6,251.00	.00	547.74	17,690.43
300	9325	MHS BAND TRIP	7,854.12	.00	.00	.00	.00	7,854.12
300	9334	BEEHIVE CAFE	18,441.36	1,387.95	7,064.85	2,154.11	9,889.12	15,617.09
300	9380	V O F T	640.58	.00	.00	.00	640.58	.00
401	9016	AUXILIARY FUNDS/ST FRANCI	7,447.55	.00	.00	.00	.00	7,447.55
401	9017	AUXILIARY FUNDS/ST FRANCI	59,831.48	.00	3,436.20-	.00	53,207.81	3,187.47
401	9018	AUXILIARY FUNDS/ST FRANCI	.00	123.30	194,232.18	33,598.33	119,048.98	75,183.20
401	9026	AUX FUNDS NURTURY	5,654.05	.00	.00	.00	.00	5,654.05
401	9027	AUX FUNDS NURTURY	1,366.99	.00	2.05	.00	503.89	865.15
401	9028	AUX FUNDS NURTURY	.00	.00	3,501.16	525.50	1,773.85	1,727.31
401	9036	AUX FUNDS MCA	2,560.07	.00	.00	.00	312.27	2,247.80
401	9037	AUX FUNDS MCA	34,290.21	.00	323.52	.00	34,674.10	60.37-
401	9038	AUX FUNDS MCA	.00	1.28	70,162.89	8,662.73	69,379.41	783.48
401	9046	AUX FUNDS KIDS COUNTRY	1,234.24	.00	.00	.00	.00	1,234.24
401	9047	AUX FUNDS KIDS COUNTRY	6,177.86	.00	10.27	.00	4,860.06	1,328.07
401	9048	AUX FUNDS KIDS COUNTRY	.00	10.76	6,559.34	.00	.00	6,559.34
401	9066	SM WONDERS	1,644.12	.00	.00	.00	.00	1,644.12
432	9097	MANAGE. INFO. SYS. FUND	.80	.00	.00	.00	.00	.80
450	9008	SCHOOLNET PLUS FY2008: GR	1.00	.00	.00	.00	.00	1.00
451	9013	CONNECTIVITY 2013	800.00	.00	.00	.00	.00	800.00
451	9018	CONNECTIVITY FY18	.00	.00	9,900.00	.00	.00	9,900.00
452	9008	SCHOOLNET PROFESSIONAL DE	66.15	.00	.00	.00	.00	66.15
463	9017	ALT ED	219.48	.00	.00	.00	219.48	.00
499	9012	INTERN PSYCH FY12	45.81	.00	.00	.00	.00	45.81
499	9013	INTERN PSYCH FY13	39.97	.00	.00	.00	.00	39.97
499	9024	LOCAL GOVERNMENT INNOVATI	7,750.00	.00	.00	.00	.00	7,750.00
499	9039	INTERN PSYCHOLOGIST GRANT	2.20	.00	.00	.00	.00	2.20
499	9112	E-TECH BLENDED LEARNING G	321.71	.00	.00	.00	.00	321.71
506	9014	RESIDENT EDUCATOR GRANT	950.00	.00	.00	.00	.00	950.00
516	9015	TITLE VI-B	2,690.82	.00	.00	.00	.00	2,690.82
516	9016	TITLE VI-B	229.90	.00	.00	.00	.00	229.90
516	9017	TITLE VI-B	3,926.79	213,979.27	213,979.27	70,538.82	217,906.06	.00
516	9018	TITLE VI-B	.00	.00	222,617.26	155,762.76	570,448.51	347,831.25-
551	9118	TITLE III LEP	.00	.00	10,743.48	.00	.00	10,743.48
572	9017	TITLE I	41,715.90	112,623.24	112,623.24	77,537.43	154,339.14	.00
572	9018	TITLE I	.00	.00	59,736.68	39,158.68	154,857.90	95,121.22-
572	9116	TITLE I-D	2.83	.00	.00	.00	.00	2.83
572	9117	TITLE I-D	31,914.47	87,811.70	87,811.70	70,595.64	119,726.17	.00

Date: 1/11/18

F I N A N C I A L S U M M A R Y R E P O R T
Processing Month: December 2017
MEDINA CITY SCHOOL DISTRICT

Page: 6
(FINSUM)

Fnd	Sc	Description	Beginning Balance	MTD Revenues	FYTD Revenues	MTD Expenditures	FYTD Expenditures	Current Available Balance
572	9118	TITLE I-D	.00	.00	6,625.18	5,684.97	16,347.73	9,722.55-
587	9017	PRESCHOOL	4,661.62	3,621.22	3,621.22	5,572.31	8,282.84	.00
587	9018	PRESCHOOL	.00	.00	4,648.87	3,433.46	11,642.13	6,993.26-
590	9017	TITLE II-A	3,719.83	.00	.00	784.83	3,719.83	.00
590	9018	TITLE II-A	.00	.00	60,032.37	4,050.93	74,871.01	14,838.64-
599	9018	TITLE IV-A STUDENT SUPPOR	.00	.00	2,720.33	1,093.58	4,159.24	1,438.91-
		Grand Total All Funds	72,792,031.29	5,249,537.76	51922,040.68	10,649,600.92	55307,462.56	69406,609.41
		Total Invested Funds	.00					

Date: 1/11/2018

C H E C K R E G I S T E R
Processing Month: December 2017
MEDINA CITY SCHOOL DISTRICT

Page: 1
(CHKREG)

Check#	Check Date	Org Sta	Vendor Paid	Check Amount	Status Date
007941	12/11/2017	M/M	MEMO - U.S. BANK PURCHASE CARD	19,009.86	
007942	12/04/2017	M/M	GORDON FOOD SERVICE	6,113.98	
007943	12/04/2017	M/M	GORDON FOOD SERVICE	283.85	
007944	12/04/2017	M/M	MEMO - MEDICAL MUTUAL	92,532.33	
007945	12/05/2017	M/M	MEMO - MEDICAL MUTUAL	150,950.16	
007946	12/12/2017	M/M	MEMO - MEDICAL MUTUAL	88,016.08	
007947	12/19/2017	M/M	MEMO - MEDICAL MUTUAL	143,854.50	
007948	12/12/2017	M/M	GORDON FOOD SERVICE	6,609.64	
007949	12/12/2017	M/M	GORDON FOOD SERVICE	328.43	
007950	12/18/2017	M/M	GORDON FOOD SERVICE	6,837.72	
007951	12/18/2017	M/M	GORDON FOOD SERVICE	425.26	
007952	12/20/2017	M/M	SYSCO CLEVELAND INC	36,989.83	
007953	12/20/2017	M/M	SYSCO CLEVELAND INC	1,511.01	
007954	12/18/2017	T/T	MEMO -MEDINA CITY SCHOOLS	315,987.53	
007955	12/18/2017	T/T	MEMO -MEDINA CITY SCHOOLS	1,261,668.75	
007956	12/18/2017	T/T	MEMO -MEDINA CITY SCHOOLS	70,538.82	
007957	12/18/2017	T/T	MEMO -MEDINA CITY SCHOOLS	77,537.43	
007958	12/18/2017	T/T	MEMO -MEDINA CITY SCHOOLS	71,181.19	
007959	12/18/2017	T/T	MEMO -MEDINA CITY SCHOOLS	5,572.31	
007960	12/18/2017	T/T	MEMO -MEDINA CITY SCHOOLS	784.83	
007961	12/18/2017	M/M	GORDON FOOD SERVICE	7.58	
007962	12/18/2017	M/M	GORDON FOOD SERVICE	3.98	
007963	12/01/2017	M/M	MEMO --S T R S	76,640.01	
007964	12/01/2017	M/M	MEMO --S E R S	3,714.69	
007965	12/01/2017	M/M	MEMO -MEDINA CITY SCHOOLS	314,850.16	
007966	12/01/2017	M/M	MEMO - HUNTINGTON NAT'L BANK	28,808.99	
007967	12/01/2017	M/M	MEMO - BUREAU WORK COMP	5,927.11	
007968	12/01/2017	M/M	MEMO MET LIFE INSURANCE	4,741.08	
007969	12/15/2017	M/M	MEMO --S T R S	73,830.27	
007970	12/15/2017	M/M	MEMO --S E R S	3,714.69	
007971	12/15/2017	M/M	MEMO -MEDINA CITY SCHOOLS	316,125.47	
007972	12/15/2017	M/M	MEMO - HUNTINGTON NAT'L BANK	27,057.09	
007973	12/15/2017	M/M	MEMO - BUREAU WORK COMP	5,521.45	
007974	12/22/2017	M/M	MEMO --S T R S	72,195.11	
007975	12/22/2017	M/M	MEMO --S E R S	3,714.69	
007976	12/22/2017	M/M	MEMO - HUNTINGTON NAT'L BANK	26,220.41	
007977	12/22/2017	M/M	MEMO - BUREAU WORK COMP	5,144.66	
007978	12/27/2017	M/M	MEMO - MEDICAL MUTUAL	111,518.49	
007979	12/14/2017	M/M	MEMO MET LIFE INSURANCE	56,126.26	
007980	12/15/2017	M/M	OHIO DEPT OF ED - MEMO CK	90,823.91	
007981	12/29/2017	M/M	OHIO DEPT OF ED - MEMO CK	87,125.71	
007982	12/29/2017	M/M	MEMO - BUREAU WORK COMP	2,566.47	
007983	12/29/2017	M/M	MEMO - P & A ADMINISTRATIVE	15,772.07	
007984	12/31/2017	M/M	STRS	447,090.00	
007985	12/31/2017	M/M	SERS - MEMO	124,834.00	
620326	12/11/2017	W/R	AARON SABLE	108.07	12/11/2017
620327	12/11/2017	W/R	AKRON BEARING COMPANY, INC.	59.40	12/15/2017
620328	12/11/2017	W/R	AKRON CHILDRENS HOSPITAL	25,118.59	12/21/2017
620329	12/11/2017	W/W	ALL FIRED UP	350.00	
620330	12/11/2017	W/R	AMAZON.COM	12,854.96	12/18/2017
620331	12/11/2017	W/R	AMERICAN SCHOOL OF	380.00	12/21/2017
620332	12/11/2017	W/R	ANGELA NUCKOLS	1,440.00	12/11/2017

Date: 1/11/2018

C H E C K R E G I S T E R
Processing Month: December 2017
MEDINA CITY SCHOOL DISTRICT

Page: 2
(CHKREG)

Check#	Check Date	Org Sta	Vendor Paid	Check Amount	Status Date
620333	12/11/2017	W/R	ANTHONY BELSITO	783.00	12/15/2017
620334	12/11/2017	W/R	APOLLO PEST CONTROL COMPANY	628.00	12/20/2017
620335	12/11/2017	W/R	APPLE EDUCATION	22,960.00	12/19/2017
620336	12/11/2017	W/R	APPLIED MSS	212.07	12/15/2017
620337	12/11/2017	W/R	AQUACLEAR	43.85	12/19/2017
620338	12/11/2017	W/R	ARMSTRONG	534.54	12/18/2017
620339	12/11/2017	W/R	ARMSTRONG CABLE	59.95	12/15/2017
620340	12/11/2017	W/R	ASHLAND UNIVERSITY TELEGO CTR	405.00	12/19/2017
620341	12/11/2017	W/R	ASURE SOFTWARE INC	4,121.25	12/11/2017
620342	12/11/2017	W/R	BELL EQUIPMENT COMPANY	1,435.00	12/18/2017
620343	12/11/2017	W/R	DAIRYMENS	3,937.63	12/15/2017
620344	12/11/2017	W/R	BRETT SMITH	49.40	12/11/2017
620345	12/11/2017	W/R	BUEHLER'S MARKETS	286.41	12/14/2017
620346	12/11/2017	W/R	BUZZARD TOOLS LLC	397.16	12/18/2017
620347	12/11/2017	W/W	CANTON CITY SCHOOLS	10.00	
620348	12/11/2017	W/R	CAPP USA, INC.	1,601.57	12/15/2017
620349	12/11/2017	W/R	CARA R COUGHLIN	405.00	12/11/2017
620350	12/11/2017	W/R	CARDINAL BUS SALES &	609.58	12/14/2017
620351	12/11/2017	W/R	CDWG	215.00	12/15/2017
620352	12/11/2017	W/R	CENTERRA CO-OP	209.25	12/18/2017
620353	12/11/2017	W/R	CHRISTOPHER BRINK	90.00	12/18/2017
620354	12/11/2017	W/R	CHRISTOPHER M ERNST	8,312.57	12/15/2017
620355	12/11/2017	W/R	CINTAS CORPORATION	1,769.74	12/14/2017
620356	12/11/2017	W/R	CITY OF MEDINA	14,394.20	12/15/2017
620357	12/11/2017	W/W	CLEVELAND CLINIC ATWORK	325.00	
620358	12/11/2017	W/R	CLEVELAND MUSEUM OF	161.00	12/19/2017
620359	12/11/2017	W/R	COMDOC, INC.	204.90	12/15/2017
620360	12/11/2017	W/R	CORE MATTERS	5,237.72	12/19/2017
620361	12/11/2017	W/R	CPM EDUCATIONAL PROGRAM	78.02	12/26/2017
620362	12/11/2017	W/R	CRAIG KOMAR	2,590.00	12/11/2017
620363	12/11/2017	W/R	CUMMINS INTERSTATE POWER INC	675.46	12/15/2017
620364	12/11/2017	W/R	DAMON INDUSTRIES INC	677.78	12/14/2017
620365	12/11/2017	W/R	DIAMOND GROUP FUNDRAISING	14,462.13	12/18/2017
620366	12/11/2017	W/R	DISCOUNT SCHOOL SUPPLY	44.09	12/19/2017
620367	12/11/2017	W/R	DMO FOOD EQUIPMENT	576.86	12/19/2017
620368	12/11/2017	W/R	DOUBLE UP TECHNOLOGIES LLC	3,550.50	12/18/2017
620369	12/11/2017	W/R	DYNAMIC SPORTS CONSTRUCTION	30,825.90	12/19/2017
620370	12/11/2017	W/R	EASY GRAPHICS CORP	528.00	12/18/2017
620371	12/11/2017	W/R	EDGE DOCUMENT SOLUTIONS, LLC	300.22	12/18/2017
620372	12/11/2017	W/W	EDUCATIONAL FURNITURE LLC	12,951.81	
620373	12/11/2017	W/R	ELIZABETH RISSMILLER	980.00	12/11/2017
620374	12/11/2017	W/R	FEDERAL EXPRESS CORP	14.83	12/18/2017
620375	12/11/2017	W/R	FINDLAY HIGH SCHOOL	250.00	12/19/2017
620376	12/11/2017	W/R	FOLLETT SCHOOL SOLUTIONS, INC.	16.27	12/15/2017
620377	12/11/2017	W/R	FOWLER COMPANY	556.00	12/19/2017
620378	12/11/2017	W/R	FRAN SCHOEN	5,888.00	12/15/2017
620379	12/11/2017	W/R	FRONTIER	6,203.34	12/18/2017
620380	12/11/2017	W/R	NAPA AUTOMOTIVE PARTS & SERVIC	131.34	12/20/2017
620381	12/11/2017	W/R	GOODWILL INDUSTRIES AKRON INC	4,748.25	12/11/2017
620382	12/11/2017	W/R	GORDON FOOD SERVICE	57.95	12/18/2017
620383	12/11/2017	W/R	GRAINGER SUPPLY CO	276.89	12/15/2017
620384	12/11/2017	W/R	GREAT LAKES SCIENCE CENTER	169.60	12/19/2017

Date: 1/11/2018

C H E C K R E G I S T E R
Processing Month: December 2017
MEDINA CITY SCHOOL DISTRICT

Page: 3
(CHKREG)

Check#	Check Date	Org Sta	Vendor Paid	Check Amount	Status Date
620385	12/11/2017	W/R	GRIZZLY AUTO & TIRE	92.23	12/15/2017
620386	12/11/2017	W/W	HANDWRITING CLINIC	58.00	
620387	12/11/2017	W/R	HARPLEY CS LLC	1,300.00	12/11/2017
620388	12/11/2017	W/R	HOUGHTON MIFFLIN	183.32	12/15/2017
620389	12/11/2017	W/R	ICE CREAM SPECIALTIES INC	849.16	12/14/2017
620390	12/11/2017	W/W	IMPACT GROUP PUBLIC RELATIONS	625.00	
620391	12/11/2017	W/R	INNOVATIVE SOLUTIONS	1,990.00	12/18/2017
620392	12/11/2017	W/R	ACA TRACK	1,194.00	12/20/2017
620393	12/11/2017	W/R	JACQUELYN HARPER	122.34	12/11/2017
620394	12/11/2017	W/R	JEFF HARRISON	420.83	12/11/2017
620395	12/11/2017	W/R	JENNIFER ENGLER	102.79	12/11/2017
620396	12/11/2017	W/R	JENNIFER ULMER	61.16	12/11/2017
620397	12/11/2017	W/R	JOHNSTONE SUPPLY INC.	502.59	12/15/2017
620398	12/11/2017	W/R	JOSHEN PAPER & PACKAGING	1,429.78	12/14/2017
620399	12/11/2017	W/R	JULIE KEARNEY	45.27	12/11/2017
620400	12/11/2017	W/R	JULIE TEUBNER	186.38	12/11/2017
620401	12/11/2017	W/W	JULIE WILLIAMS	1,375.00	
620402	12/11/2017	W/R	KATIE ALLEN	169.72	12/11/2017
620403	12/11/2017	W/R	KIM HALLOCK	41.75	12/11/2017
620404	12/11/2017	W/R	LAKE SHORE LEARNING MATERIALS	525.50	12/18/2017
620405	12/11/2017	W/R	LANGUAGE LEARNING ASSOCIATES	18,427.50	12/11/2017
620406	12/11/2017	W/R	LARRY LAIRD	65.05	12/11/2017
620407	12/11/2017	W/R	LEARNING A-Z	109.95	12/15/2017
620408	12/11/2017	W/R	LINDA CORNELL	97.05	12/11/2017
620409	12/11/2017	W/R	LORI S KELLY	2,806.00	12/11/2017
620410	12/11/2017	W/R	MCMMASTER-CARR	63.11	12/15/2017
620411	12/11/2017	W/R	MCS FOOD SERVICE DEPT.	255.48	12/13/2017
620412	12/11/2017	W/R	MEDINA ATHLETIC BOOSTERS	17,346.00	12/18/2017
620413	12/11/2017	W/R	MEDINA CITY SCHOOLS	34,077.59	12/13/2017
620414	12/11/2017	W/R	MEDINA COUNTY SANITARY	12,707.62	12/14/2017
620415	12/11/2017	W/R	MEDINA HARDWARE, INC	472.03	12/18/2017
620416	12/11/2017	W/R	MEDINA LIFE SUPPORT TEAM	593.75	12/22/2017
620417	12/11/2017	W/R	MEGAN PERKINS	420.00	12/18/2017
620418	12/11/2017	W/R	MHS DEBATE TEAM	3,000.00	12/19/2017
620419	12/11/2017	W/R	MICHAEL WESNER	270.00	12/18/2017
620420	12/11/2017	W/R	MIDLAND HARDWARE COMPANY	57.76	12/15/2017
620421	12/11/2017	W/R	MILTON J PLACE	136.13	12/15/2017
620422	12/11/2017	W/R	MIND RESEARCH INSTITUTE	2,500.00	12/15/2017
620423	12/11/2017	W/R	MITCHELL CHARVAT	121.66	12/11/2017
620424	12/11/2017	W/R	MNJ TECHNOLOGIES DIRECT INC	1,730.00	12/15/2017
620425	12/11/2017	W/R	MUSIC THEATRE INTERNATIONAL	1,072.15	12/20/2017
620426	12/11/2017	W/R	MUSIC THERAPY ENRICHMENT	600.00	12/18/2017
620427	12/11/2017	W/R	MYOFFICEPRODUCTS, LLC	5,779.36	12/18/2017
620428	12/11/2017	W/R	MYRA BOWYER	180.00	12/18/2017
620429	12/11/2017	W/R	NE DISTRICT ATHLETIC BOARD	4,427.20	12/18/2017
620430	12/11/2017	W/R	NEOLA INC.	800.00	12/15/2017
620431	12/11/2017	W/R	NICHOLAS BRANDON MACLARREN	90.00	12/14/2017
620432	12/11/2017	W/R	NICHOLAS CERIMELE	18.30	12/11/2017
620433	12/11/2017	W/R	NICKLES BAKERY	1,050.53	12/15/2017
620434	12/11/2017	W/R	AKRON BEACON JOURNAL	60.00	12/15/2017
620435	12/11/2017	W/W	OAPSA	60.00	
620436	12/11/2017	W/R	OHIO ASSOC OF STUDENT COUNCILS	30.00	12/29/2017

Date: 1/11/2018

C H E C K R E G I S T E R
Processing Month: December 2017
MEDINA CITY SCHOOL DISTRICT

Page: 4
(CHKREG)

Check#	Check Date	Org Sta	Vendor Paid	Check Amount	Status Date
620437	12/11/2017	W/R	OCOEE HIGH SCHOOL ATHLETICS	300.00	12/21/2017
620438	12/11/2017	W/R	OHIO EDISON COMPANY	24,797.33	12/14/2017
620439	12/11/2017	W/R	OHIO STATE BAR ASSOCIATION	247.00	12/18/2017
620440	12/11/2017	W/R	OSBORNE MEDINA, INC.	333.00	12/19/2017
620441	12/11/2017	W/R	OTC BRANDS INC	115.77	12/18/2017
620442	12/11/2017	W/R	OWEN M COUGHLIN, JR.	390.00	12/15/2017
620443	12/11/2017	W/R	PAUL KIDD	182.65	12/11/2017
620444	12/11/2017	W/V	PEARSON EDUCATION, INC.	.00	12/12/2017
620445	12/11/2017	W/R	CAFETERIA-PEPSI COLA ORDERS	349.80	12/19/2017
620446	12/11/2017	W/R	PITNEY BOWES GLOBAL FINANCIAL	1,200.77	12/18/2017
620447	12/11/2017	W/R	PLATFORM ATHLETICS LLC	1,200.00	12/22/2017
620448	12/11/2017	W/R	POINT SPRING & DRIVESHAFT CO	1,659.02	12/15/2017
620449	12/11/2017	W/R	READING RECOVERY COUNCIL OF	410.00	12/18/2017
620450	12/11/2017	W/R	REALLY GOOD STUFF	55.92	12/19/2017
620451	12/11/2017	W/R	REBECCA GIBSON	106.55	12/11/2017
620452	12/11/2017	W/R	REINHARDT SUPPLY COMPANY	206.00	12/18/2017
620453	12/11/2017	W/R	RICHARD C OWEN PUBLISHERS INC	202.95	12/22/2017
620454	12/11/2017	W/R	RJ VERNAK REFRIGERATION	1,147.40	12/26/2017
620455	12/11/2017	W/R	SANDRA DEBNAR	41.62	12/11/2017
620456	12/11/2017	W/R	SANSON COMPANY	1,436.20	12/14/2017
620457	12/11/2017	W/R	SCHOLASTIC BOOK FAIRS	2,971.40	12/18/2017
620458	12/11/2017	W/R	SCHOOL SPECIALTY, INC	4,321.32	12/15/2017
620459	12/11/2017	W/R	SCRUBBER CITY INC	200.39	12/19/2017
620460	12/11/2017	W/R	SHANNON FEDERINKO	62.97	12/11/2017
620461	12/11/2017	W/R	SHARON OLTERSDORF	194.10	12/11/2017
620462	12/11/2017	W/R	SHAYNA SAMOSKY	51.36	12/11/2017
620463	12/11/2017	W/R	SHEARER EQUIPMENT	23.24	12/19/2017
620464	12/11/2017	W/R	SHELLEY MACK	527.00	12/11/2017
620465	12/11/2017	W/R	SHERWIN WILLIAMS COMPANY	89.54	12/15/2017
620466	12/11/2017	W/R	SMETZER'S TIRE CENTER, INC.	240.20	12/15/2017
620467	12/11/2017	W/R	SPORTABLE SCOREBOARDS INC	110.00	12/18/2017
620468	12/11/2017	W/R	SPORTSWORLD	525.00	12/18/2017
620469	12/11/2017	W/R	STAFF DEVELOPMENT-EDUCATORS	444.00	12/22/2017
620470	12/11/2017	W/R	STAPLES BUSINESS ADVANTAGE	362.99	12/15/2017
620471	12/11/2017	W/R	SUPERIOR PRINTING INC DBA	33.19	12/21/2017
620472	12/11/2017	W/R	TALBERT'S COMMERCIAL PRODUCTS	295.10	12/15/2017
620473	12/11/2017	W/R	THE MISSING PIECE LLC	687.50	12/19/2017
620474	12/11/2017	W/R	TIM SUTHERLAND	39.94	12/11/2017
620475	12/11/2017	W/R	TIMING FIRST LLC	1,077.68	12/14/2017
620476	12/11/2017	W/R	TODD HODKEY	149.80	12/11/2017
620477	12/11/2017	W/R	TOLEDO PHYS EDUCATION SUPPLY	98.25	12/15/2017
620478	12/11/2017	W/R	AUDITOR OF STATE'S OFFICE	7,975.00	12/14/2017
620479	12/11/2017	W/R	UNIFIRST CORPORATION	1,321.02	12/18/2017
620480	12/11/2017	W/R	UNITED STATES AWARDS INC	1,155.64	12/18/2017
620481	12/11/2017	W/R	UNITY SCHOOL BUS PARTS	193.98	12/14/2017
620482	12/11/2017	W/R	UNIVERSITY OF CALIFORNIA, DAVIS	300.00	12/18/2017
620483	12/11/2017	W/R	VANESSA SHRIVER	35.00	12/11/2017
620484	12/11/2017	W/R	W W WILLIAMS COMPANY LLC	1,195.00	12/15/2017
620485	12/11/2017	W/R	WENDY GOOD	50.47	12/11/2017
620486	12/11/2017	W/R	MacGILL DISCOUNT NURSE SUPPLY	84.00	12/19/2017
620487	12/11/2017	W/R	WOLFF BROS. SUPPLY, INC.	610.74	12/14/2017
620488	12/11/2017	B/B	NICHOLAS HARVEY	100.00	

Date: 1/11/2018

C H E C K R E G I S T E R
Processing Month: December 2017
MEDINA CITY SCHOOL DISTRICT

Page: 5
(CHKREG)

Check#	Check Date	Org Sta	Vendor Paid	Check Amount	Status Date
620489	12/11/2017	B/B	THOMAS STEINKER	36.50	
620490	12/11/2017	B/R	HEATHER HAYCOOK	6.00	12/11/2017
620491	12/20/2017	W/R	A-TURF INC	39,390.00	12/29/2017
620492	12/20/2017	W/R	ABC THERAPY, LTD	14,798.75	12/20/2017
620493	12/20/2017	W/R	ADVANCE AUTO PARTS	21.76	12/29/2017
620494	12/20/2017	W/R	ALAN T ROLAND	180.00	12/26/2017
620495	12/20/2017	W/R	AMERICAN TIME & SIGNAL COMPANY	293.69	12/27/2017
620496	12/20/2017	W/R	AMY M SAWAN	195.82	12/20/2017
620497	12/20/2017	W/R	ANDREA BRYAN	51.51	12/20/2017
620498	12/20/2017	W/R	ANDREW BRENNER	112.47	12/20/2017
620499	12/20/2017	W/R	ANGELA NUCKOLS	630.00	12/20/2017
620500	12/20/2017	W/R	ANN MARIE FUHRMANN	2,200.00	12/29/2017
620501	12/20/2017	W/R	ANTHONY BELSITO	162.00	12/26/2017
620502	12/20/2017	W/R	APPLIED MAINTENANCE SUPPLIES	190.56	12/27/2017
620503	12/20/2017	W/R	ARMSTRONG CABLE	144.95	12/29/2017
620504	12/20/2017	W/W	ASHLAND UNIVERSITY TELEGO CTR	205.00	
620505	12/20/2017	W/R	BANNER SUPPLY COMPANY INC	195.00	12/27/2017
620506	12/20/2017	W/R	MONARCH SCHOOL	19,875.00	12/26/2017
620507	12/20/2017	W/R	BLICK ART MATERIALS LLC	4,866.46	12/26/2017
620508	12/20/2017	W/R	BOOKSOURCE	318.68	12/26/2017
620509	12/20/2017	W/R	DAIRYMENS	2,782.27	12/27/2017
620510	12/20/2017	W/W	BRADEN LEUPP	157.26	
620511	12/20/2017	W/R	BRADFORD SCOTT QUADE	100.00	12/20/2017
620512	12/20/2017	W/R	BRIAN CONDIT	49.95	12/20/2017
620513	12/20/2017	W/R	BUEHLER'S MARKETS	1,041.04	12/26/2017
620514	12/20/2017	W/W	BUZZARD TOOLS LLC	319.99	
620515	12/20/2017	W/R	CARDINAL BUS SALES &	215.00	12/27/2017
620516	12/20/2017	W/R	CATHY LASHER	72.97	12/20/2017
620517	12/20/2017	W/R	CDWG	208.46	12/29/2017
620518	12/20/2017	W/R	CENTERRA CO-OP	17,156.11	12/29/2017
620519	12/20/2017	W/R	CENTRAL INSTRUMENT CO.	1,218.95	12/26/2017
620520	12/20/2017	W/R	CHAD WILSON	51.86	12/20/2017
620521	12/20/2017	W/R	CINTAS FIRST AID & SAFETY	127.28	12/26/2017
620522	12/20/2017	W/R	CINTAS CORPORATION	266.70	12/26/2017
620523	12/20/2017	W/R	CITY OF MEDINA	102.31	12/26/2017
620524	12/20/2017	W/R	CLARENCE CRUM	1,422.00	12/29/2017
620525	12/20/2017	W/W	CLEVELAND CLINIC ATWORK	252.00	
620526	12/20/2017	W/R	COLLEEN WEHRLEY	22.46	12/20/2017
620527	12/20/2017	W/R	OHIO CERAMIC SUPPLY, INC.	241.18	12/26/2017
620528	12/20/2017	W/R	COLUMBIA GAS OF OHIO, INC	371.63	12/29/2017
620529	12/20/2017	W/R	CRISIS PREVENTON INST, INC.	930.00	12/29/2017
620530	12/20/2017	W/R	CUMMINS INTERSTATE POWER INC	2,028.75	12/29/2017
620531	12/20/2017	W/R	DANIEL SMITH	20.60	12/20/2017
620532	12/20/2017	W/R	DAVID HAMMAN	28.00	12/20/2017
620533	12/20/2017	W/R	DAVID RAINS	3.53	12/20/2017
620534	12/20/2017	W/R	DAWN CIPRO	103.10	12/20/2017
620535	12/20/2017	W/W	DEREK CROOKS	150.00	
620536	12/20/2017	W/W	DISCOUNT MAGAZINE	517.39	
620537	12/20/2017	W/R	EASY GRAPHICS CORP	7,719.00	12/29/2017
620538	12/20/2017	W/R	EDUCATIONAL SERVICE CENTER	38,250.00	12/27/2017
620539	12/20/2017	W/R	ELECTRICAL APPLIANCE REPAIR	196.10	12/29/2017
620540	12/20/2017	W/R	ELIZABETH KIOUSIS	61.93	12/20/2017

Date: 1/11/2018

C H E C K R E G I S T E R
Processing Month: December 2017
MEDINA CITY SCHOOL DISTRICT

Page: 6
(CHKREG)

Check#	Check Date	Org Sta	Vendor Paid	Check Amount	Status Date
620541	12/20/2017	W/R	ELIZABETH RISSMILLER	980.00	12/20/2017
620542	12/20/2017	W/W	ENHANCED FITNESS & PERFORMANCE	135.00	
620543	12/20/2017	W/R	ENTERPRISE FLEET MGMT INC.	9,519.82	12/29/2017
620544	12/20/2017	W/R	ESC OF CENTRAL OHIO	75.00	12/27/2017
620545	12/20/2017	W/R	ESC OF MEDINA COUNTY	92,662.96	12/27/2017
620546	12/20/2017	W/R	ETIENNE MASSICOTTE	550.00	12/26/2017
620547	12/20/2017	W/R	EXCEL MANAGEMENT LLC	3,525.00	12/29/2017
620548	12/20/2017	W/R	FASTENAL COMPANY	21.25	12/26/2017
620549	12/20/2017	W/R	FEDERAL EXPRESS CORP	76.33	12/26/2017
620550	12/20/2017	W/W	FIGURE THE ODDS LLC	548.00	
620551	12/20/2017	W/R	BC TECHNOLOGIES CO	1,000.00	12/27/2017
620552	12/20/2017	W/R	FLINN SCIENTIFIC, INC.	394.52	12/27/2017
620553	12/20/2017	W/R	FOLLETT SCHOOL SOLUTIONS, INC.	1,010.28	12/26/2017
620554	12/20/2017	W/R	FREY SCIENTIFIC	294.01	12/27/2017
620555	12/20/2017	W/W	FRONTIER	561.71	
620556	12/20/2017	W/R	GARY L HOOKER	19.00	12/20/2017
620557	12/20/2017	W/R	NAPA AUTOMOTIVE PARTS & SERVIC	116.46	12/29/2017
620558	12/20/2017	W/R	GIONINO'S PIZZERIA	92.90	12/29/2017
620559	12/20/2017	W/W	GORDON FOOD SERVICE	478.95	
620560	12/20/2017	W/W	GORDON FOOD SERVICE	107.87	
620561	12/20/2017	W/W	GREAT DAY TOURS & CHARTER BUS	5,000.00	
620562	12/20/2017	W/R	GREAT LAKES BIOMEDICAL LTD	570.00	12/26/2017
620563	12/20/2017	W/R	HAMERAY PUBLISHING GROUP	276.99	12/29/2017
620564	12/20/2017	W/W	HARLAND TECHNOLOGY SERVICES	937.00	
620565	12/20/2017	W/R	HARRIS BATTERY COMPANY INC	334.88	12/27/2017
620566	12/20/2017	W/R	HOBART SALES&SERV,HMR/INNOTECH	17.92	12/26/2017
620567	12/20/2017	W/W	HOME DEPOT	101.82	
620568	12/20/2017	W/R	HOMESTEAD CARPET & TILE INC	27.00	12/29/2017
620569	12/20/2017	W/R	HOUGHTON MIFFLIN	759.36	12/27/2017
620570	12/20/2017	W/W	HOUSE OF FLOWERS & GIFTS LLC	171.00	
620571	12/20/2017	W/W	ICANDI GRAPHICS	260.00	
620572	12/20/2017	W/R	ICE CREAM SPECIALTIES INC	789.58	12/26/2017
620573	12/20/2017	W/W	IMPACT GROUP PUBLIC RELATIONS	1,200.00	
620574	12/20/2017	W/R	INTERACTIVE HEALTH	873.00	12/27/2017
620575	12/20/2017	W/R	JEFFERS HANDBELL SUPPLY INC	9.50	12/29/2017
620576	12/20/2017	W/R	JESSICA WHITE	75.00	12/20/2017
620577	12/20/2017	W/R	JODI DOBBEN	44.98	12/20/2017
620578	12/20/2017	W/R	JOHN WESTFALL JR	13.91	12/20/2017
620579	12/20/2017	W/R	JOSHEN PAPER & PACKAGING	1,039.44	12/26/2017
620580	12/20/2017	W/R	JOSTEN'S INC	4,015.91	12/27/2017
620581	12/20/2017	W/R	JULIE KEARNEY	12.84	12/20/2017
620582	12/20/2017	W/R	JULIE MCCABE	59.80	12/20/2017
620583	12/20/2017	W/R	JW PEPPER & SON, INC.	2,830.13	12/27/2017
620584	12/20/2017	W/W	KARA BUTCHER	75.00	
620585	12/20/2017	W/R	KELI HELMAN	92.99	12/20/2017
620586	12/20/2017	W/R	KIM HALLOCK	104.60	12/20/2017
620587	12/20/2017	W/R	KRISTINE QUALLICH	104.85	12/20/2017
620588	12/20/2017	W/R	LAURA HOUGH	14.45	12/20/2017
620589	12/20/2017	W/R	LEARNINGHEADPHONES.COM	45.95	12/29/2017
620590	12/20/2017	W/R	LENNOX INDUSTRIES INC	458.46	12/29/2017
620591	12/20/2017	W/W	LICKING AREA COMPUTER ASSOC.	23,887.17	
620592	12/20/2017	W/W	LILLIAN SELVA	4.47	

Date: 1/11/2018

C H E C K R E G I S T E R
Processing Month: December 2017
MEDINA CITY SCHOOL DISTRICT

Page: 7
(CHKREG)

Check#	Check Date	Org Sta	Vendor Paid	Check Amount	Status Date
620593	12/20/2017	W/R	LISA DUBE	9.63	12/20/2017
620594	12/20/2017	W/R	LODI LUMBER CO	32.78	12/26/2017
620595	12/20/2017	W/W	MCCORMICK'S GROUP LLC	1,556.63	
620596	12/20/2017	W/R	MCS FOOD SERVICE DEPT.	499.40	12/22/2017
620597	12/20/2017	W/R	MEDINA CITY SCHOOLS	9,570.57	12/21/2017
620598	12/20/2017	W/R	MEDINA COUNTY BOARD OF	3,787.56	12/29/2017
620599	12/20/2017	W/W	MEDINA COUNTY PORT AUTHORITY	853.00	
620600	12/20/2017	W/W	MEDINA GLASS COMPANY	213.18	
620601	12/20/2017	W/W	MEDINA SENIOR HIGH SCHOOL	150.00	
620602	12/20/2017	W/R	MEDINA TRACTOR SALES	108.73	12/26/2017
620603	12/20/2017	W/R	META SOLUTIONS	21,142.22	12/26/2017
620604	12/20/2017	W/R	MICHAEL GORFIDO	240.00	12/26/2017
620605	12/20/2017	W/R	MICHAEL HARTSHORN	120.00	12/20/2017
620606	12/20/2017	W/R	MICHAEL WESNER	270.00	12/29/2017
620607	12/20/2017	W/R	MICHELLE KOERPER	7.92	12/20/2017
620608	12/20/2017	W/R	MICHELLE LOBUGLIO	71.08	12/20/2017
620609	12/20/2017	W/R	MIDLAND HARDWARE COMPANY	57.76	12/27/2017
620610	12/20/2017	W/W	MINUTEMAN PRESS	268.00	
620611	12/20/2017	W/R	MITCHELL CHARVAT	72.80	12/20/2017
620612	12/20/2017	W/R	MNJ TECHNOLOGIES DIRECT INC	1,764.00	12/26/2017
620613	12/20/2017	W/R	MONTVILLE POLICE DEPARTMENT	144.00	12/27/2017
620614	12/20/2017	W/W	MURDER MYSTERY PLAYERS	775.00	
620615	12/20/2017	W/W	MYRA BOWYER	90.00	
620616	12/20/2017	W/R	NASCO	896.71	12/27/2017
620617	12/20/2017	W/R	NEW ERA FUNDRAISING	17,606.81	12/26/2017
620618	12/20/2017	W/R	NICKLES BAKERY	722.31	12/26/2017
620619	12/20/2017	W/R	NORTH GATEWAY TIRE CO INC	13.90	12/26/2017
620620	12/20/2017	W/W	OASBO	295.00	
620621	12/20/2017	W/R	OHIO DEPT OF JOB &	696.84	12/29/2017
620622	12/20/2017	W/R	OHIO EDISON COMPANY	66,936.54	12/26/2017
620623	12/20/2017	W/W	OHIO SCHOOLS COUNCIL- NAT GAS	17,333.17	
620624	12/20/2017	W/R	P & A ADMINISTRATIVE SERVICES	362.60	12/27/2017
620625	12/20/2017	W/R	PEARSON ASSESSMENTS	419.60	12/26/2017
620626	12/20/2017	W/R	CAFETERIA-PEPSI COLA ORDERS	567.99	12/29/2017
620627	12/20/2017	W/R	PITNEY BOWES GLOBAL FINANCIAL	206.69	12/29/2017
620628	12/20/2017	W/R	POSITIVE PROMOTIONS, INC	123.35	12/29/2017
620629	12/20/2017	W/R	PRAXAIR	24.52	12/26/2017
620630	12/20/2017	W/R	PSI AFFILIATES, INC.	16,200.00	12/29/2017
620631	12/20/2017	W/R	RAFCOMM, INC.	2,463.77	12/26/2017
620632	12/20/2017	W/W	READING WAREHOUSE INC	572.73	
620633	12/20/2017	W/R	REDTREE INVESTMENT GROUP	3,015.30	12/26/2017
620634	12/20/2017	W/R	REINHARDT SUPPLY COMPANY	6,304.30	12/26/2017
620635	12/20/2017	W/R	RJ VERNAK REFRIGERATION	495.50	12/29/2017
620636	12/20/2017	W/R	RON KUNKEL	125.00	12/29/2017
620637	12/20/2017	W/R	ROSETTA STONE LTD	1,335.00	12/27/2017
620638	12/20/2017	W/R	ROWLEYS WHOLESALE	346.75	12/27/2017
620639	12/20/2017	W/R	RYAN O'CULL	362.73	12/20/2017
620640	12/20/2017	W/R	SANDRA K YOCUM	1,250.00	12/26/2017
620641	12/20/2017	W/R	SANSON COMPANY	2,542.25	12/27/2017
620642	12/20/2017	W/R	SARGENT-WELCH LLC	66.70	12/26/2017
620643	12/20/2017	W/W	SCHOLASTIC INC.	72.00	
620644	12/20/2017	W/R	SCHOLASTIC READING CLUB	96.00	12/29/2017

Date: 1/11/2018

C H E C K R E G I S T E R
Processing Month: December 2017
MEDINA CITY SCHOOL DISTRICT

Page: 8
(CHKREG)

Check#	Check Date	Org Sta	Vendor Paid	Check Amount	Status Date
620645	12/20/2017	W/R	SCHOOL SPECIALTY, INC	648.93	12/26/2017
620646	12/20/2017	W/W	SCRUBBER CITY INC	186.38	
620647	12/20/2017	W/R	SENDERO THERAPIES, INC.	25,825.30	12/20/2017
620648	12/20/2017	W/R	SHARON OLTERSDORF	97.05	12/20/2017
620649	12/20/2017	W/R	SHEARER EQUIPMENT	142.18	12/29/2017
620650	12/20/2017	W/R	SHERYL ALLEN	2.68	12/20/2017
620651	12/20/2017	W/R	SHERYL SCHRADER	19.73	12/20/2017
620652	12/20/2017	W/R	SMITH PETERS KALAIL CO., LPA	2,695.27	12/27/2017
620653	12/20/2017	W/W	STAFF DEVELOPMENT-EDUCATORS	888.00	
620654	12/20/2017	W/R	STANTON'S SHEET MUSIC INC	560.67	12/27/2017
620655	12/20/2017	W/R	STAPLES BUSINESS ADVANTAGE	72.87	12/27/2017
620656	12/20/2017	W/R	TALBERT'S COMMERCIAL PRODUCTS	223.58	12/27/2017
620657	12/20/2017	W/R	TECHNOLOGY ENGINEERING	14,267.50	12/20/2017
620658	12/20/2017	W/R	TOBIN STEPSIS	201.44	12/20/2017
620659	12/20/2017	W/W	TREASURER, STATE OF OHIO	50.00	
620660	12/20/2017	W/R	TREASURER, STATE OF OHIO	3,505.18	12/26/2017
620661	12/20/2017	W/W	UNIFIRST CORPORATION	625.01	
620662	12/20/2017	W/R	USA CUSTOM APPAREL LLC	186.30	12/29/2017
620663	12/20/2017	W/W	VASCO ASPHALT COMPANY	8,574.53	
620664	12/20/2017	W/R	VERIZON WIRELESS	382.13	12/27/2017
620665	12/20/2017	W/R	VOLKWEIN BROS INC	72.90	12/26/2017
620666	12/20/2017	W/R	W.B. MASON CO., INC.	45.62	12/27/2017
620667	12/20/2017	W/W	WESTERN PSYCHOLOGICAL SERVICES	264.00	
620668	12/20/2017	W/R	WOLFF BROS. SUPPLY, INC.	111.00	12/27/2017
620669	12/20/2017	W/R	YOUNGS SCREENPRINTING	168.75	12/29/2017
620670	12/28/2017	W/W	ADVANCE AUTO PARTS	160.19	
620671	12/28/2017	W/R	ALEXANDRA MUSSELMAN	78.82	12/28/2017
620672	12/28/2017	W/R	ANGELA NUCKOLS	615.00	12/28/2017
620673	12/28/2017	W/W	ANTHONY BELSITO	162.00	
620674	12/28/2017	W/W	APPLE MOBILE LEASING, INC	10,000.00	
620675	12/28/2017	W/W	ARDENT PIANO	560.00	
620676	12/28/2017	W/W	ASCD	59.00	
620677	12/28/2017	W/R	BARB DIMARINO	73.03	12/28/2017
620678	12/28/2017	W/W	BASA	518.00	
620679	12/28/2017	W/R	BRADFORD SCOTT QUADE	205.00	12/28/2017
620680	12/28/2017	W/W	BRECKSVILLE-BROADVIEW HTS	225.00	
620681	12/28/2017	W/W	BRUMBAUGH-HERRICK, INC.	525.00	
620682	12/28/2017	W/W	BUEHLER'S MARKETS	45.61	
620683	12/28/2017	W/W	C MARTIN TRUCKING	1,262.02	
620684	12/28/2017	W/W	DOMINIC'S PIZZA	79.95	
620685	12/28/2017	W/W	CINTAS CORPORATION	79.53	
620686	12/28/2017	W/W	COLUMBIA GAS OF OHIO, INC	6,026.23	
620687	12/28/2017	W/W	CURE SMA	150.00	
620688	12/28/2017	W/W	CUYAHOGA COMMUNITY COLLEGE	1,863.73	
620689	12/28/2017	W/W	DESIGNS INK LTD	144.00	
620690	12/28/2017	W/W	EASY GRAPHICS CORP	111.00	
620691	12/28/2017	W/W	EDUCATIONAL SERVICE CENTER	150.00	
620692	12/28/2017	W/W	ELENA B PLACE	75.00	
620693	12/28/2017	W/W	ESC OF MEDINA COUNTY	340.00	
620694	12/28/2017	W/W	FOLLETT SCHOOL SOLUTIONS, INC.	1,836.60	
620695	12/28/2017	W/W	FOWLER COMPANY	1,397.74	
620696	12/28/2017	W/W	FRONTIER	5,525.56	

Date: 1/11/2018

C H E C K R E G I S T E R
Processing Month: December 2017
MEDINA CITY SCHOOL DISTRICT

Page: 9
(CHKREG)

Check#	Check Date	Org Sta	Vendor Paid	Check Amount	Status Date
620697	12/28/2017	W/W	GALLEY PRINTING, INC.	195.00	
620698	12/28/2017	W/W	GARDINER SERVICE COMPANY	181.50	
620699	12/28/2017	W/W	NAPA AUTOMOTIVE PARTS & SERVIC	490.67	
620700	12/28/2017	W/W	GORDON FOOD SERVICE	170.79	
620701	12/28/2017	W/W	GORDON FOOD SERVICE	4.90	
620702	12/28/2017	W/W	GREAT LAKES BIOMEDICAL LTD	285.00	
620703	12/28/2017	W/W	GREATER MEDINA CHAMBER	63.00	
620704	12/28/2017	W/R	HARPLEY CS LLC	600.00	12/28/2017
620705	12/28/2017	W/R	HEATHER HASCHER	40.80	12/28/2017
620706	12/28/2017	W/W	ICE CREAM SPECIALTIES INC	95.34	
620707	12/28/2017	W/R	JEFF HARRISON	131.96	12/28/2017
620708	12/28/2017	W/R	JILL PARADISE	108.41	12/28/2017
620709	12/28/2017	W/W	JOHNSTONE SUPPLY INC.	494.21	
620710	12/28/2017	W/W	JW PEPPER & SON, INC.	52.95	
620711	12/28/2017	W/W	KAREN KASE	133.36	
620712	12/28/2017	W/W	KAREN PLATZ	166.78	
620713	12/28/2017	W/W	KEVIN SPARKS	66.02	
620714	12/28/2017	W/R	LANGUAGE LEARNING ASSOCIATES	14,122.50	12/28/2017
620715	12/28/2017	W/R	LAURA CALAIACOVO	69.93	12/28/2017
620716	12/28/2017	W/W	LORAIN COUNTY COMM. COLLEGE	300.00	
620717	12/28/2017	W/R	LORI S KELLY	2,074.00	12/28/2017
620718	12/28/2017	W/R	MCS FOOD SERVICE DEPT.	130.63	12/29/2017
620719	12/28/2017	W/W	MEDINA COUNTY BAR ASSOCIATION	95.00	
620720	12/28/2017	W/W	MEDINA COUNTY LAW	150.00	
620721	12/28/2017	W/W	MINUTEMAN PRESS	295.00	
620722	12/28/2017	W/W	MNJ TECHNOLOGIES DIRECT INC	118.00	
620723	12/28/2017	W/W	MT BUSINESS TECHNOLOGIES, INC.	683.40	
620724	12/28/2017	W/W	MURDER MYSTERY PLAYERS	775.00	
620725	12/28/2017	W/W	MYOFFICEPRODUCTS, LLC	1,159.04	
620726	12/28/2017	W/W	NASCO	1,055.15	
620727	12/28/2017	W/W	NATIONAL LATIN EXAM	935.00	
620728	12/28/2017	W/W	NICKLES BAKERY	28.52	
620729	12/28/2017	W/W	NORTH GATEWAY TIRE CO INC	223.00	
620730	12/28/2017	W/W	NORTH ROYALTON HIGH SCHOOL	300.00	
620731	12/28/2017	W/W	OAASFEP	450.00	
620732	12/28/2017	W/W	OHIO EDISON COMPANY	648.90	
620733	12/28/2017	W/W	OHIO SCHOOL BOARDS ASSOC	7,571.00	
620734	12/28/2017	W/W	OTC BRANDS INC	45.46	
620735	12/28/2017	W/R	REGINA COUGHLIN	90.00	12/28/2017
620736	12/28/2017	W/W	REINHARDT SUPPLY COMPANY	454.40	
620737	12/28/2017	W/W	RENAISSANCE LEARNING, INC.	2,059.00	
620738	12/28/2017	W/R	RONALD L FULLER	45.00	12/28/2017
620739	12/28/2017	W/W	SC STRATEGIC SOLUTIONS LLC	150.00	
620740	12/28/2017	W/W	SCHOOL SPECIALTY, INC	3,106.45	
620741	12/28/2017	W/W	SCOTT SCRIVEN LLP	1,673.50	
620742	12/28/2017	W/R	SHELLEY MACK	387.50	12/28/2017
620743	12/28/2017	W/W	SHERWIN WILLIAMS COMPANY	11.30	
620744	12/28/2017	W/W	SPORTSWORLD	1,259.50	
620745	12/28/2017	W/W	STAPLES BUSINESS ADVANTAGE	103.89	
620746	12/28/2017	W/R	SUE SUTHERS	99.32	12/28/2017
620747	12/28/2017	W/W	SUNDANCE PUBLISHING	225.50	
620748	12/28/2017	W/R	TECHNOLOGY ENGINEERING	760.00	12/28/2017

Date: 1/11/2018

C H E C K R E G I S T E R
Processing Month: December 2017
MEDINA CITY SCHOOL DISTRICT

Page: 10
(CHKREG)

Check#	Check Date	Org Sta	Vendor Paid	Check Amount	Status Date
620749	12/28/2017	W/W	THIRST PROJECT	150.00	
620750	12/28/2017	W/W	AUDITOR OF STATE'S OFFICE	4,519.50	
620751	12/28/2017	W/W	UNIFIRST CORPORATION	625.01	
620752	12/28/2017	W/W	VEGGIE U	225.00	
620753	12/28/2017	W/W	VERIZON BUSINESS	821.30	
620754	12/28/2017	W/W	VINCENT LIGHTING SYSTEMS CO	650.00	
620755	12/28/2017	W/W	WOLFF BROS. SUPPLY, INC.	140.17	
942368	12/01/2017	C/C	MEMO -MEDINA CITY SCHOOLS	1,955,243.35	
942369	12/07/2017	C/C	MEMO -MEDINA CITY SCHOOLS	5,507.19	
942370	12/15/2017	C/C	MEMO -MEDINA CITY SCHOOLS	1,820,613.33	
942371	12/22/2017	C/C	MEMO -MEDINA CITY SCHOOLS	1,692,493.58	
Total Checks Issued				\$ 10,755,384.12	

Date: 01/11/18
Time: 1:02 pm

MEDINA CITY SCHOOL DISTRICT
Appropriation Account Summary
SORTED BY FUND-SCC

Page: 1
(APPSUM)

FYTD Appropriated	Prior FY Carryover Encumbrances	FYTD Expendable	FYTD Actual Expenditures	MTD Actual Expenditures	Current Encumbrances	FYTD Unencumbered Balance	FYTD Percent Exp/Enc
*****TOTAL FOR FUND-SCC 001 0000 (GENERAL FUND):							
71,231,065.80	967,514.77	72,198,580.57	36,287,210.93	7,378,543.37	2,277,005.31	33,634,364.33	53.41
=====							
*****TOTAL FOR FUND-SCC 002 0000 (BOND RETIREMENT):							
1,414,750.00	0.00	1,414,750.00	1,367,951.22	66,000.00	33,750.00	13,048.78	99.08
=====							
*****TOTAL FOR FUND-SCC 002 9000 (BOND RETIREMENT - NEW ELEM/SR HIGH):							
4,293,911.50	0.00	4,293,911.50	3,499,384.86	0.00	749,393.25	45,133.39	98.95
=====							
*****TOTAL FOR FUND-SCC 002 9012 (LOCAL SALES TAX RETIREMENT OF COPS):							
1,743,512.50	0.00	1,743,512.50	1,261,668.75	66,000.00-	476,843.75	5,000.00	99.71
=====							
*****TOTAL FOR FUND-SCC 002 9014 (CONSOLIDATION - ENERGY & TRANSP NOTES):							
337,987.50	0.00	337,987.50	315,987.53	0.00	22,000.00	0.03-	100.00
=====							
*****TOTAL FOR FUND-SCC 003 9001 (MEDINA CITY REC CENTER-PERMANENT IMPROV.):							
166,546.25	8,435.50	174,981.75	101,414.22	34,907.43-	4,002.60	69,564.93	60.24
=====							
*****TOTAL FOR FUND-SCC 006 0000 (LUNCHROOM FUND):							
2,504,864.09	3,240.91	2,508,105.00	1,068,284.27	221,319.55	118,099.33	1,321,721.40	47.30
=====							
*****TOTAL FOR FUND-SCC 007 9004 (COLLINS SCHOLARSHIP/POST-GRADUATE):							
16,000.00	0.00	16,000.00	0.00	0.00	0.00	16,000.00	0.00
=====							
*****TOTAL FOR FUND-SCC 007 9333 (RIOS STUDENT LEADER SCHOLAR.):							
5,000.00	0.00	5,000.00	0.00	0.00	0.00	5,000.00	0.00
=====							
*****TOTAL FOR FUND-SCC 008 9002 (KANEHL MUSIC TRUST):							
250.00	0.00	250.00	0.00	0.00	0.00	250.00	0.00
=====							

Date: 01/11/18
Time: 1:02 pm

MEDINA CITY SCHOOL DISTRICT
Appropriation Account Summary
SORTED BY FUND-SCC

Page: 2
(APPSUM)

FYTD Appropriated	Prior FY Carryover Encumbrances	FYTD Expendable	FYTD Actual Expenditures	MTD Actual Expenditures	Current Encumbrances	FYTD Unencumbered Balance	FYTD Percent Exp/Enc
*****TOTAL FOR FUND-SCC 008 9003 (RICHARD HOFFMAN COLLINS MEMORIAL SCHOLARSHIP):							
25,000.00	0.00	25,000.00	0.00	0.00	0.00	25,000.00	0.00
=====							
*****TOTAL FOR FUND-SCC 008 9112 (ELAINE BUSHMAN FUND):							
300.00	0.00	300.00	0.00	0.00	0.00	300.00	0.00
=====							
*****TOTAL FOR FUND-SCC 009 9000 (STAR):							
29,986.75	0.00	29,986.75	0.00	0.00	0.00	29,986.75	0.00
=====							
*****TOTAL FOR FUND-SCC 009 9110 (UNIFORM SUPPLIES GARFIELD):							
9,678.00	0.00	9,678.00	6,139.97	0.00	1,694.77	1,843.26	80.95
=====							
*****TOTAL FOR FUND-SCC 009 9120 (UNIFORM SUPPLIES - CANAVAN):							
12,059.48	174.52	12,234.00	10,382.21	689.30	1,212.30	639.49	94.77
=====							
*****TOTAL FOR FUND-SCC 009 9130 (UNIFORM SUPPLIES - FENN):							
15,548.11	0.00	15,548.11	12,034.48	44.74	2,282.49	1,231.14	92.08
=====							
*****TOTAL FOR FUND-SCC 009 9140 (UNIFORM SUPPLIES - HERITAGE):							
11,584.50	0.00	11,584.50	10,089.70	70.95	522.70	972.10	91.61
=====							
*****TOTAL FOR FUND-SCC 009 9160 (UNIFORM SUPPLIES - BLAKE):							
14,781.00	0.00	14,781.00	11,594.10	7.92	1,380.02	1,806.88	87.78
=====							
*****TOTAL FOR FUND-SCC 009 9170 (UNIFORM SUPPLIES - RALPH WAITE ELEMENTARY):							
16,421.11	468.23	16,889.34	14,346.88	215.54	2,191.68	350.78	97.92
=====							
*****TOTAL FOR FUND-SCC 009 9180 (UNIFORM SUPPLIES - ELIZA NORTHROP ELEMENTARY):							
14,907.00	0.00	14,907.00	13,713.18	211.76	367.98	825.84	94.46
=====							

Date: 01/11/18
Time: 1:02 pm

MEDINA CITY SCHOOL DISTRICT
Appropriation Account Summary
SORTED BY FUND-SCC

Page: 3
(APPSUM)

FYTD Appropriated	Prior FY Carryover Encumbrances	FYTD Expendable	FYTD Actual Expenditures	MTD Actual Expenditures	Current Encumbrances	FYTD Unencumbered Balance	FYTD Percent Exp/Enc
*****TOTAL FOR FUND-SCC 009 9200 (UNIFORM SUPPLIES - CLAGGETT MIDDLE SCHOOL):							
51,557.00	0.00	51,557.00	24,240.90	0.00	10,317.69	16,998.41	67.03
=====							
*****TOTAL FOR FUND-SCC 009 9210 (UNIFORM SUPPLIES - A.I. ROOT MIDDLE SCHOOL):							
35,412.53	588.47	36,001.00	23,748.54	4,655.24	7,157.17	5,095.29	85.85
=====							
*****TOTAL FOR FUND-SCC 009 9300 (UNIFORM SUPPLIES - SENIOR HIGH SCHOOL):							
217,145.53	3,169.47	220,315.00	54,637.07	12,483.35	99,859.08	65,818.85	70.13
=====							
*****TOTAL FOR FUND-SCC 014 9016 (MEDINA CNTY JUV DET CNTR):							
288,625.00	0.00	288,625.00	139,150.79	30,928.47	0.00	149,474.21	48.21
=====							
*****TOTAL FOR FUND-SCC 014 9116 (EVOLVE FY 16):							
646,490.69	10,774.19	657,264.88	334,448.50	54,683.63	9,312.77	313,503.61	52.30
=====							
*****TOTAL FOR FUND-SCC 016 0000 (EMERGENCY LEVY):							
5,561,575.00	0.00	5,561,575.00	1,673,567.46	336,655.46	12,737.28	3,875,270.26	30.32
=====							
*****TOTAL FOR FUND-SCC 018 9110 (PRINCIPAL'S FUND - GARFIELD):							
10,674.04	75.96	10,750.00	3,904.24	40.26	905.31	5,940.45	44.74
=====							
*****TOTAL FOR FUND-SCC 018 9111 (GARFIELD SCHOOL STORE):							
450.00	0.00	450.00	50.00	0.00	150.00	250.00	44.44
=====							
*****TOTAL FOR FUND-SCC 018 9113 (GARFIELD MEDIA CENTER):							
700.00	0.00	700.00	0.00	0.00	0.00	700.00	0.00
=====							
*****TOTAL FOR FUND-SCC 018 9120 (PRINCIPAL - CANAVAN):							
9,270.00	3,765.23	13,035.23	5,621.24	343.44	4,427.99	2,986.00	77.09
=====							

Date: 01/11/18
Time: 1:02 pm

MEDINA CITY SCHOOL DISTRICT
Appropriation Account Summary
SORTED BY FUND-SCC

Page: 4
(APPSUM)

FYTD Appropriated	Prior FY Carryover Encumbrances	FYTD Expendable	FYTD Actual Expenditures	MTD Actual Expenditures	Current Encumbrances	FYTD Unencumbered Balance	FYTD Percent Exp/Enc
*****TOTAL FOR FUND-SCC 018 9123 (BOOK FAIR - CANAVAN):							
11,000.00	144.54	11,144.54	5,061.41	0.00	2,981.85	3,101.28	72.17
=====							
*****TOTAL FOR FUND-SCC 018 9130 (PRINCIPAL - FENN):							
30,650.00	0.00	30,650.00	6,642.67	1,324.39	11,179.12	12,828.21	58.15
=====							
*****TOTAL FOR FUND-SCC 018 9132 (FENN SCHOOL STORE):							
750.00	0.00	750.00	50.00	0.00	600.00	100.00	86.67
=====							
*****TOTAL FOR FUND-SCC 018 9135 (MEDINA SKI TEAM - DISTRICTWIDE):							
6,000.00	0.00	6,000.00	0.00	0.00	6,000.00	0.00	100.00
=====							
*****TOTAL FOR FUND-SCC 018 9140 (PRINCIPAL'S FUND - HERITAGE):							
23,700.00	0.00	23,700.00	4,755.95	1,151.19	2,187.60	16,756.45	29.30
=====							
*****TOTAL FOR FUND-SCC 018 9143 (HERITAGE MEDIA CENTER):							
14,000.00	0.00	14,000.00	13,554.10	8,291.73	164.27	281.63	97.99
=====							
*****TOTAL FOR FUND-SCC 018 9160 (PRINCIPAL'S FUND - H G BLAKE):							
21,400.00	137.25	21,537.25	2,787.63	498.04	1,499.68	17,249.94	19.91
=====							
*****TOTAL FOR FUND-SCC 018 9161 (LEADER IN ME - BLAKE):							
7,300.00	0.00	7,300.00	0.00	0.00	0.00	7,300.00	0.00
=====							
*****TOTAL FOR FUND-SCC 018 9162 (BLAKE RUNNING CLUB):							
200.00	0.00	200.00	0.00	0.00	0.00	200.00	0.00
=====							
*****TOTAL FOR FUND-SCC 018 9163 (BLAKE MEDIA CENTER):							
7,500.00	0.00	7,500.00	5,821.65	0.00	0.00	1,678.35	77.62
=====							

Date: 01/11/18
Time: 1:02 pm

MEDINA CITY SCHOOL DISTRICT
Appropriation Account Summary
SORTED BY FUND-SCC

Page: 5
(APPSUM)

FYTD Appropriated	Prior FY Carryover Encumbrances	FYTD Expendable	FYTD Actual Expenditures	MTD Actual Expenditures	Current Encumbrances	FYTD Unencumbered Balance	FYTD Percent Exp/Enc
*****TOTAL FOR FUND-SCC 018 9170 (PRINCIPALS FUND - RALPH WAITE ELEMENTARY):							
16,800.00	2,437.37	19,237.37	2,823.01	0.00	2,396.45	14,017.91	27.13
=====							
*****TOTAL FOR FUND-SCC 018 9173 (MEDIA CENTER RALPH WAITE ELEMENTARY):							
11,000.00	0.00	11,000.00	7,737.87	0.00	885.00	2,377.13	78.39
=====							
*****TOTAL FOR FUND-SCC 018 9180 (PRINCIPALS FUND ELIZA NORTHROP ELEMENTARY):							
19,834.77	265.23	20,100.00	2,401.55	146.35	7,382.20	10,316.25	48.68
=====							
*****TOTAL FOR FUND-SCC 018 9181 (NORTHROP ELEMENTARY SCHOOL STORE):							
1,000.00	0.00	1,000.00	125.00	125.00	0.00	875.00	12.50
=====							
*****TOTAL FOR FUND-SCC 018 9183 (MEDIA CENTER ELIZA NORTHROP ELEMENTARY):							
5,300.00	0.00	5,300.00	4,920.27	0.00	0.00	379.73	92.84
=====							
*****TOTAL FOR FUND-SCC 018 9200 (PRINCIPAL'S FUND - CLAGGETT M.S.):							
17,590.44	109.56	17,700.00	8,986.49	3,173.24	2,729.83	5,983.68	66.19
=====							
*****TOTAL FOR FUND-SCC 018 9203 (CLAGGETT M.S. MEDIA CENTER):							
4,972.81	227.19	5,200.00	3,183.50	2,971.40	0.00	2,016.50	61.22
=====							
*****TOTAL FOR FUND-SCC 018 9210 (PRINCIPAL'S FUND - ROOT M.S.):							
35,603.09	6,268.91	41,872.00	6,153.57	3,032.59	17,688.97	18,029.46	56.94
=====							
*****TOTAL FOR FUND-SCC 018 9211 (ROOT M.S. MEDIA CENTER):							
7,234.81	215.19	7,450.00	3,266.61	0.00	0.00	4,183.39	43.85
=====							
*****TOTAL FOR FUND-SCC 018 9213 (SPECIAL FUNDRAISER - ROOT M.S.):							
12,393.00	0.00	12,393.00	12,631.94	12,631.94	0.00	238.94-	101.93
=====							

Date: 01/11/18
Time: 1:02 pm

MEDINA CITY SCHOOL DISTRICT
Appropriation Account Summary
SORTED BY FUND-SCC

Page: 6
(APPSUM)

FYTD Appropriated	Prior FY Carryover Encumbrances	FYTD Expendable	FYTD Actual Expenditures	MTD Actual Expenditures	Current Encumbrances	FYTD Unencumbered Balance	FYTD Percent Exp/Enc
*****TOTAL FOR FUND-SCC 018 9300 (PRINCIPAL'S FUND - SENIOR HIGH):							
45,771.00	11,126.78	56,897.78	8,801.10	556.32	35,260.98	12,835.70	77.44
=====							
*****TOTAL FOR FUND-SCC 018 9301 (MEDIA CENTER FUND):							
1,407.00	0.00	1,407.00	50.00	50.00	356.51	1,000.49	28.89
=====							
*****TOTAL FOR FUND-SCC 018 9303 (PERFORMING ARTS):							
81,650.00	19,484.38	101,134.38	19,465.00	128.77	41,799.03	39,870.35	60.58
=====							
*****TOTAL FOR FUND-SCC 018 9304 (BUZZ):							
13,850.00	0.00	13,850.00	4,269.29	371.64	9,580.71	0.00	100.00
=====							
*****TOTAL FOR FUND-SCC 018 9901 (PUBLIC SCHOOL SUPPORT - INSTRUCTION DEPT.):							
0.00	2,600.00	2,600.00	53.95	0.00	0.00	2,546.05	2.08
=====							
*****TOTAL FOR FUND-SCC 018 9905 (PUBLIC SCHOOL SUPPORT/STUDENT SERVICES):							
0.00	0.00	0.00	2,082.15	2,082.15	0.00	2,082.15-	0.00
=====							
*****TOTAL FOR FUND-SCC 018 9906 (COMMUNICATIONS - PUBLIC SCHOOL SUPPORT):							
6,634.00	0.00	6,634.00	2,109.31	196.81	0.00	4,524.69	31.80
=====							
*****TOTAL FOR FUND-SCC 018 9920 (TRSP FUND):							
500.00	0.00	500.00	184.93	0.00	315.07	0.00	100.00
=====							
*****TOTAL FOR FUND-SCC 019 9000 (ADAMH GRANT):							
6,000.00	642.00	6,642.00	2,888.00	855.00	0.00	3,754.00	43.48
=====							
*****TOTAL FOR FUND-SCC 019 9008 (MCDAC GRANT FY18):							
82,368.00	0.00	82,368.00	61,546.03	17,749.63	0.00	20,821.97	74.72
=====							

Date: 01/11/18
Time: 1:02 pm

MEDINA CITY SCHOOL DISTRICT
Appropriation Account Summary
SORTED BY FUND-SCC

Page: 7
(APPSUM)

FYTD Appropriated	Prior FY Carryover Encumbrances	FYTD Expendable	FYTD Actual Expenditures	MTD Actual Expenditures	Current Encumbrances	FYTD Unencumbered Balance	FYTD Percent Exp/Enc
*****TOTAL FOR FUND-SCC 020 9001 (TRANSPORTATION ENTERPRISE):							
32,874.62	2,125.38	35,000.00	4,461.60	0.00	3,919.99	26,618.41	23.95
=====							
*****TOTAL FOR FUND-SCC 022 9000 (Unclaimed funds):							
0.00	7,740.96	7,740.96	0.00	0.00	0.00	7,740.96	0.00
=====							
*****TOTAL FOR FUND-SCC 022 9300 (OH HIGH SCHOOL ATH ASSOC FUND):							
60,000.00	0.00	60,000.00	21,747.38	21,510.38	455.00	37,797.62	37.00
=====							
*****TOTAL FOR FUND-SCC 024 9001 (MEDICAL AND DRUG/SELF INSURANCE FUNDS):							
8,229,857.01	38,142.99	8,268,000.00	3,798,651.85	592,186.81	2,854,806.00	1,614,542.15	80.47
=====							
*****TOTAL FOR FUND-SCC 024 9002 (DENTAL SELF INSURANCE FUNDS):							
675,000.00	0.00	675,000.00	333,210.20	56,126.26	0.00	341,789.80	49.36
=====							
*****TOTAL FOR FUND-SCC 024 9094 (FLEX PRO):							
149,251.50	748.50	150,000.00	79,598.82	16,134.67	148,868.32	78,467.14-	152.31
=====							
*****TOTAL FOR FUND-SCC 027 0000 (WORKMANS COMP.-SELF INS):							
190,000.00	1,000.00	191,000.00	52,156.12	2,566.47	37,800.00	101,043.88	47.10
=====							
*****TOTAL FOR FUND-SCC 071 9013 (LOCAL SALES TAX PERMANENT IMPROVEMENTS):							
3,669,849.48	573,663.02	4,243,512.50	2,372,562.33	1,344,274.31	754,327.62	1,116,622.55	73.69
=====							
*****TOTAL FOR FUND-SCC 200 9110 (GARFIELD STUDENT COUNCIL/K-KIDS CLUB):							
1,200.00	0.00	1,200.00	548.82	190.37	0.00	651.18	45.74
=====							
*****TOTAL FOR FUND-SCC 200 9121 (ELLA CANAVAN STUDENT COUNCIL):							
240.00	245.28	485.28	285.78	84.94	115.06	84.44	82.60
=====							

Date: 01/11/18
Time: 1:02 pm

MEDINA CITY SCHOOL DISTRICT
Appropriation Account Summary
SORTED BY FUND-SCC

Page: 8
(APPSUM)

FYTD Appropriated	Prior FY Carryover Encumbrances	FYTD Expendable	FYTD Actual Expenditures	MTD Actual Expenditures	Current Encumbrances	FYTD Unencumbered Balance	FYTD Percent Exp/Enc
*****TOTAL FOR FUND-SCC 200 9185 (K-KIDS KIWANIS ACTIVITY CLUB-NORTHROP):							
2,300.00	119.92	2,419.92	205.35	0.00	958.85	1,255.72	48.11
=====							
*****TOTAL FOR FUND-SCC 200 9202 (CLAGGETT MIDDLE SCH. STUDENT COUNCIL):							
5,000.00	0.00	5,000.00	3,856.00	582.71	370.00	774.00	84.52
=====							
*****TOTAL FOR FUND-SCC 200 9205 (CLAGGETT MIDDLE SCH. BUILDERS CLUB):							
250.00	0.00	250.00	0.00	0.00	0.00	250.00	0.00
=====							
*****TOTAL FOR FUND-SCC 200 9209 (CLAGGETT MIDDLE SCHOOL DRAMA CLUB):							
4,000.00	0.00	4,000.00	1,214.32	1,072.15	0.00	2,785.68	30.36
=====							
*****TOTAL FOR FUND-SCC 200 9253 (BUILDERS' CLUB - ROOT M.S.):							
500.00	0.00	500.00	0.00	0.00	500.00	0.00	100.00
=====							
*****TOTAL FOR FUND-SCC 200 9254 (HONORS ACADEMY - ROOT):							
1,500.00	0.00	1,500.00	385.00	0.00	996.00	119.00	92.07
=====							
*****TOTAL FOR FUND-SCC 200 9256 (DRAMA CLUB - ROOT M.S.):							
6,923.00	0.00	6,923.00	0.00	0.00	4,000.00	2,923.00	57.78
=====							
*****TOTAL FOR FUND-SCC 200 9257 (ENVIRONMENTAL CLUB - ROOT M.S.):							
195.19	0.00	195.19	195.19	0.00	0.00	0.00	100.00
=====							
*****TOTAL FOR FUND-SCC 200 9258 (STUDENT COUNCIL - ROOT M.S.):							
1,300.00	0.00	1,300.00	339.47	206.00	977.80	17.27-	101.33
=====							
*****TOTAL FOR FUND-SCC 200 9302 (ART CLUB):							
900.00	0.00	900.00	0.00	0.00	130.00	770.00	14.44
=====							

Date: 01/11/18
Time: 1:02 pm

MEDINA CITY SCHOOL DISTRICT
Appropriation Account Summary
SORTED BY FUND-SCC

Page: 9
(APPSUM)

FYTD Appropriated	Prior FY Carryover Encumbrances	FYTD Expendable	FYTD Actual Expenditures	MTD Actual Expenditures	Current Encumbrances	FYTD Unencumbered Balance	FYTD Percent Exp/Enc
*****TOTAL FOR FUND-SCC 200 9303 (INTERNATIONAL CULTURAL EXPLORATION):							
360.00	0.00	360.00	67.70	0.00	292.30	0.00	100.00
=====							
*****TOTAL FOR FUND-SCC 200 9304 (CAREER ASSOCIATION):							
243.08	0.00	243.08	243.08	0.00	0.00	0.00	100.00
=====							
*****TOTAL FOR FUND-SCC 200 9305 (CHEMCLUB):							
300.00	0.00	300.00	124.95	0.00	175.05	0.00	100.00
=====							
*****TOTAL FOR FUND-SCC 200 9306 (OPERATION SMILE):							
650.00	0.00	650.00	0.00	0.00	650.00	0.00	100.00
=====							
*****TOTAL FOR FUND-SCC 200 9307 (CHOIR):							
33,000.00	9,508.88	42,508.88	13,367.31	0.00	27,141.57	2,000.00	95.30
=====							
*****TOTAL FOR FUND-SCC 200 9308 (COMPUTER CLUB):							
71.86	0.00	71.86	71.86	0.00	0.00	0.00	100.00
=====							
*****TOTAL FOR FUND-SCC 200 9309 (IMPROVE CLUB):							
4,300.00	0.00	4,300.00	0.00	0.00	4,300.00	0.00	100.00
=====							
*****TOTAL FOR FUND-SCC 200 9311 (CHESS CLUB):							
700.00	0.00	700.00	0.00	0.00	0.00	700.00	0.00
=====							
*****TOTAL FOR FUND-SCC 200 9312 (DRAMA CLUB):							
21,500.00	26,285.26	47,785.26	3,275.47	3,000.00	18,500.00	26,009.79	45.57
=====							
*****TOTAL FOR FUND-SCC 200 9315 (FELLOWSHIP OF CHRISTIAN ATHLETES):							
500.00	0.00	500.00	0.00	0.00	0.00	500.00	0.00
=====							

Date: 01/11/18
Time: 1:02 pm

MEDINA CITY SCHOOL DISTRICT
Appropriation Account Summary
SORTED BY FUND-SCC

Page: 10
(APPSUM)

FYTD Appropriated	Prior FY Carryover Encumbrances	FYTD Expendable	FYTD Actual Expenditures	MTD Actual Expenditures	Current Encumbrances	FYTD Unencumbered Balance	FYTD Percent Exp/Enc
*****TOTAL FOR FUND-SCC 200 9316 (FRENCH CLUB):							
8.71	0.00	8.71	8.71	0.00	0.00	0.00	100.00
=====							
*****TOTAL FOR FUND-SCC 200 9318 (GIRLS LEADERSHIP CLUB):							
900.00	0.00	900.00	898.17	0.00	1.83	0.00	100.00
=====							
*****TOTAL FOR FUND-SCC 200 9321 (KEY CLUB):							
10,000.00	0.00	10,000.00	50.45	0.00	9,949.55	0.00	100.00
=====							
*****TOTAL FOR FUND-SCC 200 9323 (MEDINAMITE):							
3,000.00	0.00	3,000.00	99.24	0.00	2,900.76	0.00	100.00
=====							
*****TOTAL FOR FUND-SCC 200 9324 (MEDINIAN):							
10,000.00	0.00	10,000.00	6,886.72	40.80	3,113.28	0.00	100.00
=====							
*****TOTAL FOR FUND-SCC 200 9325 (MHS BAND):							
20,000.00	0.00	20,000.00	4,936.88	3,693.89	15,063.12	0.00	100.00
=====							
*****TOTAL FOR FUND-SCC 200 9326 (NATIONAL HONOR SOCIETY):							
3,500.00	0.00	3,500.00	0.00	0.00	3,000.00	500.00	85.71
=====							
*****TOTAL FOR FUND-SCC 200 9327 (ORCHESTRA):							
3,000.00	0.00	3,000.00	512.50	0.00	2,487.50	0.00	100.00
=====							
*****TOTAL FOR FUND-SCC 200 9330 (SCIENCE OLYMPIAD CLUB):							
136.98	0.00	136.98	136.98	0.00	0.00	0.00	100.00
=====							
*****TOTAL FOR FUND-SCC 200 9332 (SPANISH CLUB):							
5,280.00	0.00	5,280.00	698.03	78.82	4,581.97	0.00	100.00
=====							

Date: 01/11/18
Time: 1:02 pm

MEDINA CITY SCHOOL DISTRICT
Appropriation Account Summary
SORTED BY FUND-SCC

Page: 11
(APPSUM)

FYTD Appropriated	Prior FY Carryover Encumbrances	FYTD Expendable	FYTD Actual Expenditures	MTD Actual Expenditures	Current Encumbrances	FYTD Unencumbered Balance	FYTD Percent Exp/Enc
*****TOTAL FOR FUND-SCC 200 9333 (STUDENT COUNCIL):							
43,000.00	1,110.28	44,110.28	21,475.10	2,327.59	22,635.18	0.00	100.00
=====							
*****TOTAL FOR FUND-SCC 200 9334 (WORK STUDY CLUB):							
5,316.20	0.00	5,316.20	5,316.20	0.00	0.00	0.00	100.00
=====							
*****TOTAL FOR FUND-SCC 200 9335 (LATIN CLUB):							
5,000.00	0.00	5,000.00	544.32	544.32	4,455.68	0.00	100.00
=====							
*****TOTAL FOR FUND-SCC 200 9336 (INTERACT ORGANIZATION):							
1,613.23	0.00	1,613.23	1,613.23	0.00	0.00	0.00	100.00
=====							
*****TOTAL FOR FUND-SCC 200 9339 (SPEECH/DEBATE CLUB):							
32,500.00	0.00	32,500.00	17,143.87	5,305.00	7,128.16	8,227.97	74.68
=====							
*****TOTAL FOR FUND-SCC 200 9340 (S. A. D. D.):							
2,000.00	0.00	2,000.00	481.38	72.97	1,518.62	0.00	100.00
=====							
*****TOTAL FOR FUND-SCC 200 9345 (INTERNATIONAL CLUB):							
4,793.96	0.00	4,793.96	4,793.96	0.00	0.00	0.00	100.00
=====							
*****TOTAL FOR FUND-SCC 200 9346 (PENGUIN BOWL/NOSB):							
550.00	0.00	550.00	0.00	0.00	0.00	550.00	0.00
=====							
*****TOTAL FOR FUND-SCC 200 9350 (TECHNOLOGY CLUB):							
3,400.00	0.00	3,400.00	581.42	0.00	1,118.58	1,700.00	50.00
=====							
*****TOTAL FOR FUND-SCC 200 9351 (THE JUNIOR STATESMEN OF AMERICA):							
1,194.43	0.00	1,194.43	1,194.43	0.00	0.00	0.00	100.00
=====							

Date: 01/11/18
Time: 1:02 pm

MEDINA CITY SCHOOL DISTRICT
Appropriation Account Summary
SORTED BY FUND-SCC

Page: 12
(APPSUM)

FYTD Appropriated	Prior FY Carryover Encumbrances	FYTD Expendable	FYTD Actual Expenditures	MTD Actual Expenditures	Current Encumbrances	FYTD Unencumbered Balance	FYTD Percent Exp/Enc
*****TOTAL FOR FUND-SCC 200 9352 (VIDEO CLUB - SR HI):							
7,000.00	273.25	7,273.25	423.25	150.00	6,850.00	0.00	100.00
=====							
*****TOTAL FOR FUND-SCC 200 9353 (CHINESE CLUB):							
350.00	0.00	350.00	89.73	0.00	260.27	0.00	100.00
=====							
*****TOTAL FOR FUND-SCC 200 9355 (GENDER AND SEXUALITY ALLIANCE):							
2,400.00	0.00	2,400.00	96.28	0.00	303.72	2,000.00	16.67
=====							
*****TOTAL FOR FUND-SCC 200 9380 (V O F T):							
24,500.00	0.00	24,500.00	1,264.93	215.32	23,235.07	0.00	100.00
=====							
*****TOTAL FOR FUND-SCC 200 9416 (CLASS OF 2016):							
2,446.37	0.00	2,446.37	2,446.37	0.00	0.00	0.00	100.00
=====							
*****TOTAL FOR FUND-SCC 200 9417 (CLASS OF 2017):							
4,359.18	0.00	4,359.18	4,085.62	0.00	0.00	273.56	93.72
=====							
*****TOTAL FOR FUND-SCC 200 9418 (CLASS OF 2018):							
10,500.00	16,423.05	26,923.05	16,596.42	144.00	10,058.74	267.89	99.00
=====							
*****TOTAL FOR FUND-SCC 200 9419 (CLASS OF 2019):							
47,970.00	0.00	47,970.00	211.64	157.26	47,758.36	0.00	100.00
=====							
*****TOTAL FOR FUND-SCC 200 9420 (CLASS OF 2020):							
3,100.00	0.00	3,100.00	89.83	0.00	3,010.17	0.00	100.00
=====							
*****TOTAL FOR FUND-SCC 200 9421 (CLASS OF 2021):							
1,500.00	0.00	1,500.00	29.85	0.00	20.15	1,450.00	3.33
=====							

Date: 01/11/18
Time: 1:02 pm

MEDINA CITY SCHOOL DISTRICT
Appropriation Account Summary
SORTED BY FUND-SCC

Page: 13
(APPSUM)

FYTD Appropriated	Prior FY Carryover Encumbrances	FYTD Expendable	FYTD Actual Expenditures	MTD Actual Expenditures	Current Encumbrances	FYTD Unencumbered Balance	FYTD Percent Exp/Enc
*****TOTAL FOR FUND-SCC 300 0000 (ATHLETIC FUND):							
395,793.94	20,906.06	416,700.00	215,886.98	34,523.10	61,362.93	139,450.09	66.53
=====							
*****TOTAL FOR FUND-SCC 300 9110 (GARFIELD FIELD TRIPS):							
10,000.00	0.00	10,000.00	66.65-	0.00	0.00	10,066.65	0.67-
=====							
*****TOTAL FOR FUND-SCC 300 9120 (CANAVAN FIELD TRIP):							
8,478.00	0.00	8,478.00	851.00	312.43	784.00	6,843.00	19.29
=====							
*****TOTAL FOR FUND-SCC 300 9130 (FENN FIELD TRIPS):							
14,500.00	0.00	14,500.00	6,160.25	0.00	0.00	8,339.75	42.48
=====							
*****TOTAL FOR FUND-SCC 300 9140 (HERITAGE FIELD TRIPS):							
6,887.00	0.00	6,887.00	5,293.00	0.00	0.00	1,594.00	76.85
=====							
*****TOTAL FOR FUND-SCC 300 9160 (BLAKE FIELD TRIPS):							
10,900.00	0.00	10,900.00	366.00	21.34	0.00	10,534.00	3.36
=====							
*****TOTAL FOR FUND-SCC 300 9170 (WAITE FIELD TRIPS):							
15,000.00	0.00	15,000.00	9,307.57	0.00	1,795.43	3,897.00	74.02
=====							
*****TOTAL FOR FUND-SCC 300 9180 (NORTHROP FIELD TRIPS):							
8,000.00	0.00	8,000.00	2,526.58	297.80-	430.00	5,043.42	36.96
=====							
*****TOTAL FOR FUND-SCC 300 9201 (CLAGGETT MIDDLE SCH. BAND FUND):							
45,500.00	35.00	45,535.00	13,256.50	13,221.50	8,293.21	23,985.29	47.33
=====							
*****TOTAL FOR FUND-SCC 300 9208 (CLAGGETT - 6TH GRADE TRIPS):							
110,800.00	0.00	110,800.00	96,238.79	720.07	61.56	14,499.65	86.91
=====							

Date: 01/11/18
Time: 1:02 pm

MEDINA CITY SCHOOL DISTRICT
Appropriation Account Summary
SORTED BY FUND-SCC

Page: 14
(APPSUM)

FYTD Appropriated	Prior FY Carryover Encumbrances	FYTD Expendable	FYTD Actual Expenditures	MTD Actual Expenditures	Current Encumbrances	FYTD Unencumbered Balance	FYTD Percent Exp/Enc
*****TOTAL FOR FUND-SCC 300 9250 (ROOT M.S. BAND FUND):							
19,200.00	48.00	19,248.00	9,687.68	9,538.79	6,406.17	3,154.15	83.61
=====							
*****TOTAL FOR FUND-SCC 300 9253 (ROOT M.S. BEEHIVE):							
667.91	32.09	700.00	154.14	90.03	121.82	424.04	39.42
=====							
*****TOTAL FOR FUND-SCC 300 9258 (ROOT - DISTRICT SUPERVISED ACTIVITIES):							
133,060.00	0.00	133,060.00	101,793.10	330.60	1,865.00	29,401.90	77.90
=====							
*****TOTAL FOR FUND-SCC 300 9259 (ROOT DANCE TEAM):							
528.00	0.00	528.00	528.00	0.00	0.00	0.00	100.00
=====							
*****TOTAL FOR FUND-SCC 300 9302 (MENS VOLLEYBALL):							
5,340.00	0.00	5,340.00	0.00	0.00	0.00	5,340.00	0.00
=====							
*****TOTAL FOR FUND-SCC 300 9303 (HUDDLE/SHUDDLE):							
1,500.00	72.52	1,572.52	827.21	0.00	592.79	152.52	90.30
=====							
*****TOTAL FOR FUND-SCC 300 9304 (LINK CREW):							
4,860.00	0.00	4,860.00	2,096.43	0.00	2,763.57	0.00	100.00
=====							
*****TOTAL FOR FUND-SCC 300 9305 (MHS DANCE TEAM):							
1,450.54	0.00	1,450.54	0.00	0.00	0.00	1,450.54	0.00
=====							
*****TOTAL FOR FUND-SCC 300 9313 (DRAMA/MUSICAL):							
10,210.00	547.74	10,757.74	547.74	0.00	10,210.00	0.00	100.00
=====							
*****TOTAL FOR FUND-SCC 300 9334 (BEEHIVE CAFE):							
21,550.00	0.00	21,550.00	9,889.12	2,154.11	11,797.46	136.58	100.63
=====							

Date: 01/11/18
Time: 1:02 pm

MEDINA CITY SCHOOL DISTRICT
Appropriation Account Summary
SORTED BY FUND-SCC

Page: 15
(APPSUM)

FYTD Appropriated	Prior FY Carryover Encumbrances	FYTD Expendable	FYTD Actual Expenditures	MTD Actual Expenditures	Current Encumbrances	FYTD Unencumbered Balance	FYTD Percent Exp/Enc
*****TOTAL FOR FUND-SCC 300 9380 (V O F T):							
640.58	0.00	640.58	640.58	0.00	0.00	0.00	100.00
=====							
*****TOTAL FOR FUND-SCC 401 9016 (AUXILIARY FUNDS/ST FRANCIS):							
7,447.55	0.00	7,447.55	0.00	0.00	7,447.55	0.00	100.00
=====							
*****TOTAL FOR FUND-SCC 401 9017 (AUXILIARY FUNDS/ST FRANCIS):							
14,644.43	41,750.85	56,395.28	53,207.81	0.00	3,150.06	37.41	99.93
=====							
*****TOTAL FOR FUND-SCC 401 9018 (AUXILIARY FUNDS/ST FRANCIS):							
387,817.50	0.00	387,817.50	119,048.98	33,598.33	3,590.47	265,178.05	31.62
=====							
*****TOTAL FOR FUND-SCC 401 9026 (AUX FUNDS NURTURY):							
5,654.05	0.00	5,654.05	0.00	0.00	5,654.05	0.00	100.00
=====							
*****TOTAL FOR FUND-SCC 401 9027 (AUX FUNDS NURTURY):							
814.41	554.63	1,369.04	503.89	0.00	792.25	72.90	94.68
=====							
*****TOTAL FOR FUND-SCC 401 9028 (AUX FUNDS NURTURY):							
13,944.00	0.00	13,944.00	1,773.85	525.50	952.21	11,217.94	19.55
=====							
*****TOTAL FOR FUND-SCC 401 9036 (AUX FUNDS MCA):							
2,560.07	0.00	2,560.07	312.27	0.00	2,247.80	0.00	100.00
=====							
*****TOTAL FOR FUND-SCC 401 9037 (AUX FUNDS MCA):							
15.53	34,970.84	34,986.37	34,674.10	0.00	0.00	312.27	99.11
=====							
*****TOTAL FOR FUND-SCC 401 9038 (AUX FUNDS MCA):							
140,311.50	0.00	140,311.50	69,379.41	8,662.73	14,879.63	56,052.46	60.05
=====							

Date: 01/11/18
Time: 1:02 pm

MEDINA CITY SCHOOL DISTRICT
Appropriation Account Summary
SORTED BY FUND-SCC

Page: 16
(APPSUM)

FYTD Appropriated	Prior FY Carryover Encumbrances	FYTD Expendable	FYTD Actual Expenditures	MTD Actual Expenditures	Current Encumbrances	FYTD Unencumbered Balance	FYTD Percent Exp/Enc
*****TOTAL FOR FUND-SCC 401 9046 (AUX FUNDS KIDS COUNTRY):							
1,234.24	0.00	1,234.24	0.00	0.00	1,234.24	0.00	100.00
=====							
*****TOTAL FOR FUND-SCC 401 9047 (AUX FUNDS KIDS COUNTRY):							
42.89	6,145.24	6,188.13	4,860.06	0.00	1,495.10	167.03-	102.70
=====							
*****TOTAL FOR FUND-SCC 401 9048 (AUX FUNDS KIDS COUNTRY):							
13,072.50	0.00	13,072.50	0.00	0.00	0.00	13,072.50	0.00
=====							
*****TOTAL FOR FUND-SCC 451 9018 (CONNECTIVITY FY18):							
19,800.00	0.00	19,800.00	0.00	0.00	0.00	19,800.00	0.00
=====							
*****TOTAL FOR FUND-SCC 463 9017 (ALT ED):							
219.48	0.00	219.48	219.48	0.00	0.00	0.00	100.00
=====							
*****TOTAL FOR FUND-SCC 516 9017 (TITLE VI-B):							
212,872.15	5,033.91	217,906.06	217,906.06	70,538.82	0.00	0.00	100.00
=====							
*****TOTAL FOR FUND-SCC 516 9018 (TITLE VI-B):							
1,475,777.75	0.00	1,475,777.75	570,448.51	155,762.76	42,590.22	862,739.02	41.54
=====							
*****TOTAL FOR FUND-SCC 551 9118 (TITLE III LEP):							
10,743.48	0.00	10,743.48	0.00	0.00	0.00	10,743.48	0.00
=====							
*****TOTAL FOR FUND-SCC 572 9017 (TITLE I):							
111,270.90	43,068.24	154,339.14	154,339.14	77,537.43	0.00	0.00	100.00
=====							
*****TOTAL FOR FUND-SCC 572 9018 (TITLE I):							
554,638.46	0.00	554,638.46	154,857.90	39,158.68	10,629.11	389,151.45	29.84
=====							

Date: 01/11/18
Time: 1:02 pm

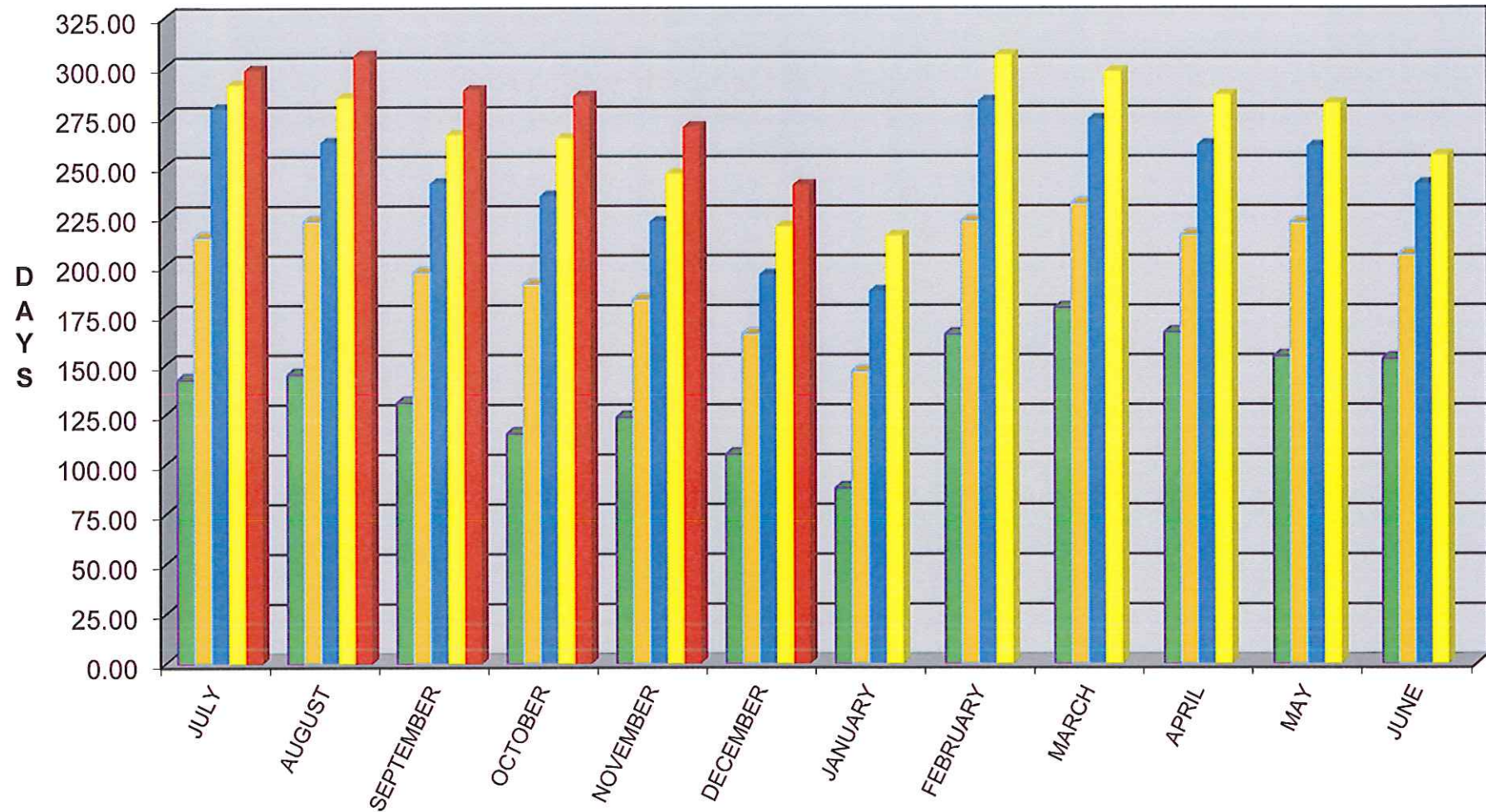
MEDINA CITY SCHOOL DISTRICT
Appropriation Account Summary
SORTED BY FUND-SCC

Page: 17
(APPSUM)

FYTD Appropriated	Prior FY Carryover Encumbrances	FYTD Expendable	FYTD Actual Expenditures	MTD Actual Expenditures	Current Encumbrances	FYTD Unencumbered Balance	FYTD Percent Exp/Enc
*****TOTAL FOR FUND-SCC 572 9117 (TITLE I-D):							
84,431.37	35,294.80	119,726.17	119,726.17	70,595.64	0.00	0.00	100.00
=====							
*****TOTAL FOR FUND-SCC 572 9118 (TITLE I-D):							
111,256.24	0.00	111,256.24	16,347.73	5,684.97	1,650.41	93,258.10	16.18
=====							
*****TOTAL FOR FUND-SCC 587 9017 (PRESCHOOL):							
3,580.50	4,702.34	8,282.84	8,282.84	5,572.31	0.00	0.00	100.00
=====							
*****TOTAL FOR FUND-SCC 587 9018 (PRESCHOOL):							
54,133.22	0.00	54,133.22	11,642.13	3,433.46	823.22	41,667.87	23.03
=====							
*****TOTAL FOR FUND-SCC 590 9017 (TITLE II-A):							
861.99-	4,581.82	3,719.83	3,719.83	784.83	0.00	0.00	100.00
=====							
*****TOTAL FOR FUND-SCC 590 9018 (TITLE II-A):							
141,737.30	0.00	141,737.30	74,871.01	4,050.93	30,397.83	36,468.46	74.27
=====							
*****TOTAL FOR FUND-SCC 599 9018 (TITLE IV-A STUDENT SUPPORT AND ACADEMIC ENR):							
12,845.27	0.00	12,845.27	4,159.24	1,093.58	0.00	8,686.03	32.38
=====							
*****GRAND TOTALS:							
106,735,415.87	1,916,996.50	108,652,412.37	55,307,462.56	10,649,600.92	8,241,373.10	45,103,576.71	58.49
=====							

GENERAL FUND-TRUE DAYS CASH

Includes Emergency Levy



■ FY 2014 ■ FY 2015 ■ FY 2016 ■ FY 2017 ■ FY 2018