

# Medina City Schools

## General Fund Analysis

December 31, 2020

	2020-2021 Original Estimate	Y-T-D Actual July 2020 - June 2021	Percent	Variance
	(1)	(2)		(3)
Beginning Balance - July 1, 2020		54,676,370.23		0.00
General Fund	32,189,888.32			
Other Funds - Substitute Levy	22,486,481.91			
Revenue	<u>74,937,361.00</u>	<u>37,221,131.47</u>	<u>49.7%</u>	<u>37,716,229.53</u>
	<b>74,937,361.00</b>	<b>37,221,131.47</b>		<b>37,716,229.53</b>
Expenditures	85,875,970.00	43,457,837.72	50.6%	42,418,132.28
Encumbrance	851,800.00	2,930,642.60		-2,078,842.60
	<u><b>86,727,770.00</b></u>	<u><b>46,388,480.32</b></u>		<u><b>40,339,289.68</b></u>
Ending Balance - June 30, 2020	42,885,961.23	45,509,021.38		-2,623,060.15

Original Estimate revenue, expenditure and encumbrance taken from May 2020 five-year forecast  
Includes May 2018 Substitute Levy

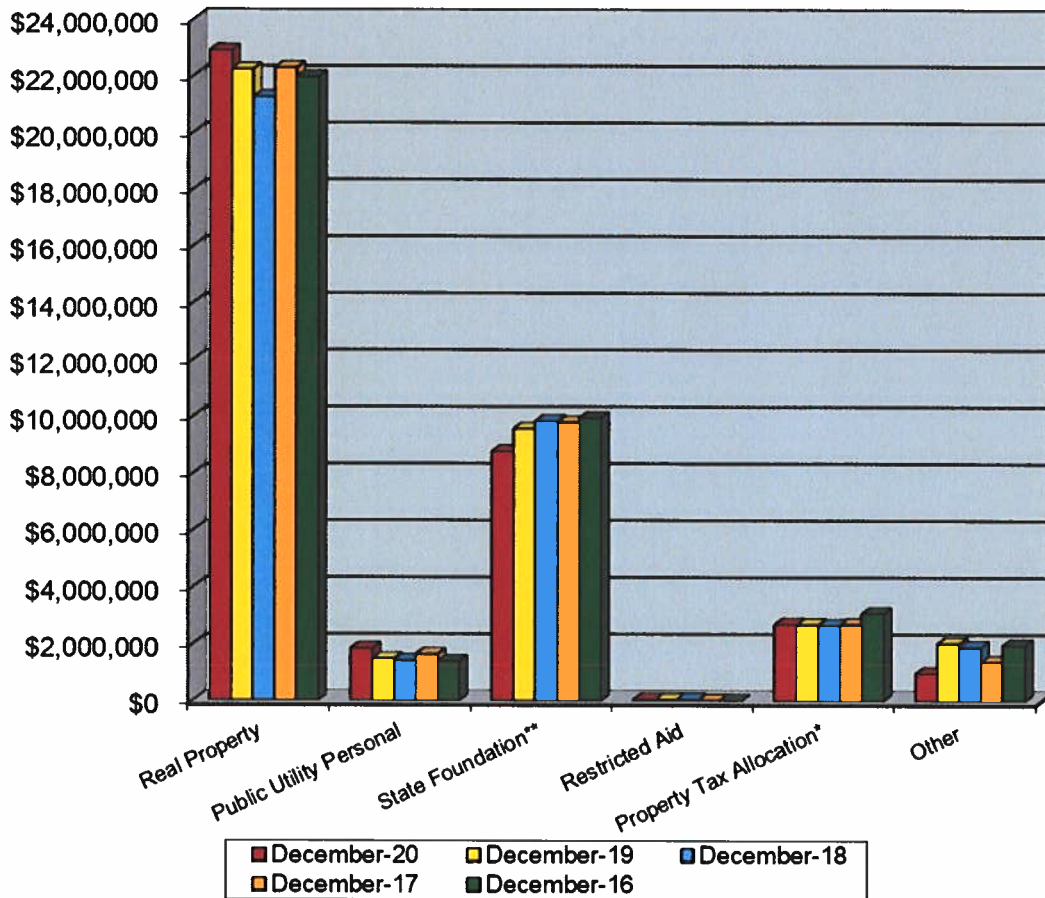
# **General Fund Summary**

December 2020

## **Revenues**

1. Real Property Taxes – Total Real Property Taxes received from the beginning of the fiscal year until December 31, 2020 is \$22,894,292.13. This is an increase of 2.9% above last year's taxes received at this time. \$-0- was collected in December.
2. Public Utility Personal Property Taxes – Total Public Utility Personal Property Taxes received from the beginning of the fiscal year until December 31, 2020 is \$1,837,573.15. These monies are distributed upon settlement from the County Auditor. This amount is listed in a separate line for State and five-year forecasting purposes. \$-0- had been transferred in December.
3. State Foundation – State Foundation monies received from the State of Ohio from the beginning of the fiscal year until December 31, 2020 total \$8,775,846.76. This is a decrease of 8.5% below last year's foundation money received at this time. \$1,435,528.65 was collected in December.
4. Restricted Aid – Restricted Aid monies are for Career Tech funding and Economically Disadvantaged Students. We have added e-Rate funding as well because these funds are restrictive to technology. Monies received from the beginning of the fiscal year until December 31, 2020 total \$41,429.49. \$6,904.88 was collected in December.
5. Homestead and Rollback – Monies received from the State of Ohio from the beginning of the fiscal year until December 31, 2020 total \$2,695,062.09. Receipts are based upon the real property taxes collected and Homestead filings with the County Auditor. \$-0- was collected in December.
6. Other – Other monies received from the beginning of the fiscal year until December 31, 2020 total \$976,927.85. This is a decrease of 51.8% below last year at this time and is due to Tuition, Open Enrollment-In, Interest Earnings, Pay to Participate, Parking Fees, Miscellaneous Revenues, Field Trips, Medicare Funding, Refund of Prior Year Expenditures, and Medicare Settlement funds. \$119,275.77 was collected in December.

## General Fund Revenue



	December-20	December-19	December-18	December-17	December-16	Current Forecast
Real Property	\$22,894,292	\$22,230,759	\$21,260,827	\$22,284,894	\$21,963,304	\$49,030,939
Public Utility Personal	\$1,837,573	\$1,474,378	\$1,422,880	\$1,633,842	\$1,384,942	\$3,585,736
State Foundation**	\$8,775,847	\$9,572,560	\$9,839,097	\$9,801,321	\$9,947,044	\$17,424,569
Restricted Aid	\$41,429	\$41,433	\$41,623	\$17,109	\$7,239	\$150,881
Property Tax Allocation*	\$2,695,062	\$2,680,748	\$2,652,827	\$2,696,725	\$3,074,694	\$5,340,935
Other	\$976,928	\$2,024,897	\$1,897,400	\$1,375,443	\$1,962,122	\$3,322,363
<b>Total</b>	<b>\$37,221,131</b>	<b>\$38,024,775</b>	<b>\$37,114,655</b>	<b>\$37,809,333</b>	<b>\$38,339,345</b>	<b>\$78,855,423</b>

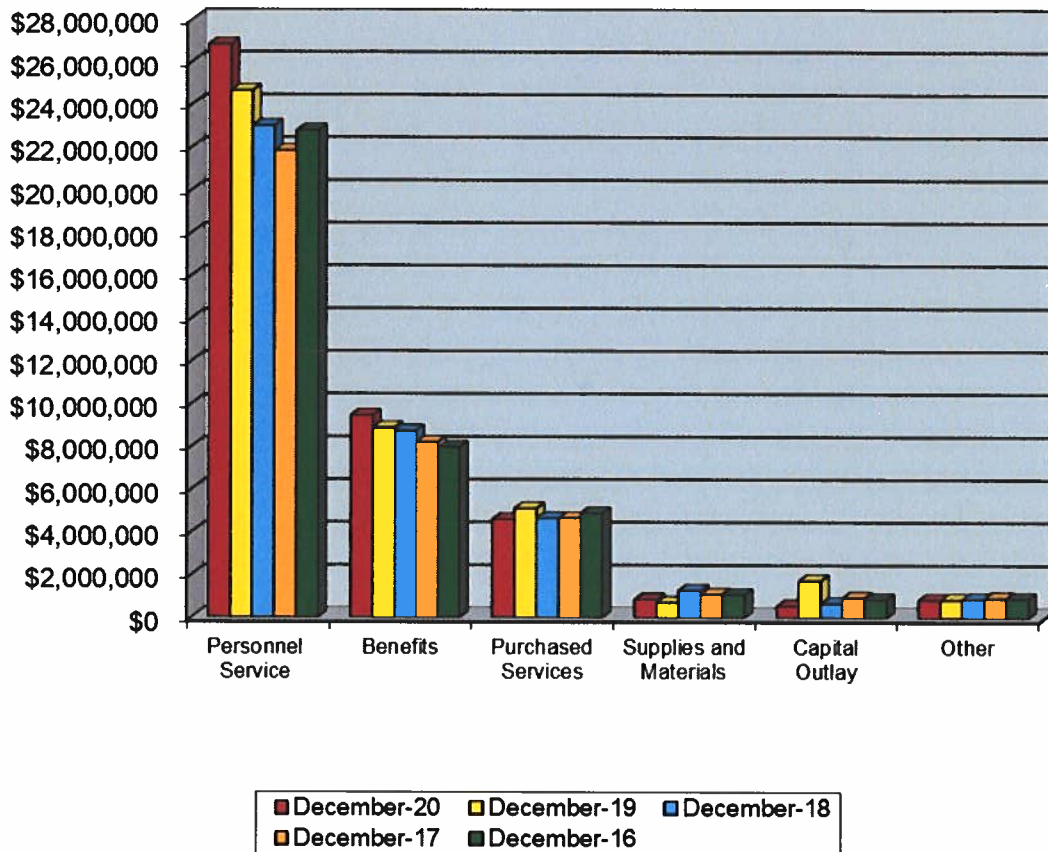
# **General Fund Summary**

December 2020

## **Expenditures**

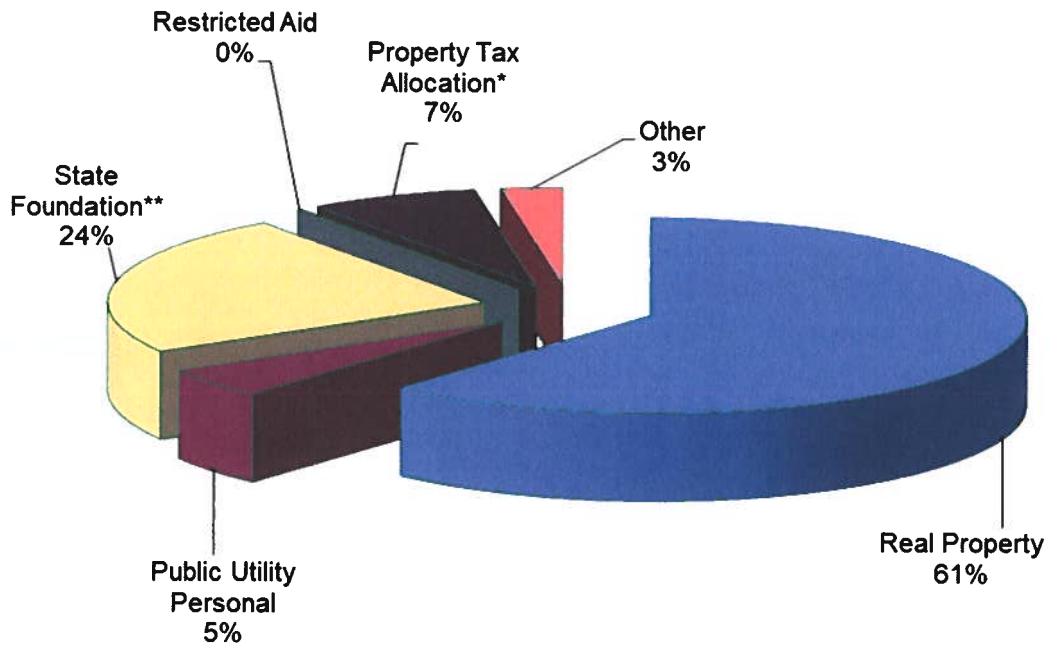
1. **Personnel Services**– The costs for personnel services for the School District from the beginning of the fiscal year until December 31, 2020 was \$26,809,494.61. This was an increase of 8.8% above last year at this time. \$5,682,850.41 was spent in December. There were three pays this month as compared to two in December 2019.
2. **Benefits** – The cost for benefits for the School District from the beginning of the fiscal year until December 31, 2020 was \$9,448,867.79. This was an increase of 6.4% above last year at this time and is due to payment of Surcharge to SERS. \$1,599,178.53 was spent in December.
3. **Purchased Services** – The cost for purchased services for the district from the beginning of the fiscal year until December 31, 2020 total \$4,601,590.51. This was a 9.8% decrease below last year at this time and is due to Professional Services, Legal Services, Contracted Services, Garbage Removal, Rental, Travel, Postage, Telephone, Advertising, Electricity, Water/Sewer, Other Tuition, and Open Enrollment. \$975,269.72 was spent in December.
4. **Supplies and Materials** – The cost for supplies and materials for the district from the beginning of the fiscal year until December 31, 2020 total \$865,762.01. This was a 21.4% increase above last year at this time. General Supplies, Preschool Supplies, Office Supplies, Textbooks, Media Books, Electronic Subscriptions, and Transportation Parts account for this increase. \$63,179.20 was spent in December.
5. **Capital Outlay** – The cost for capital outlay for the district from the beginning of the fiscal year until December 31, 2020 total \$556,872.63. This was a 67.9% decrease below last year at this time and was mainly due to reductions in Middle School Equipment, High School Equipment, Technology Equipment, Capital Equipment and Capital Lease. \$56,214.31 was spent in December.
6. **Other** – The cost of other expenditures excluding transfers for the district was \$846,706.43 for the fiscal year until December 31, 2020. This was a 0.6% decrease below last year at this time. \$10,507.40 was spent in December. District Audit, and County Board Services make up the majority of this decrease.

## General Fund Expenditures

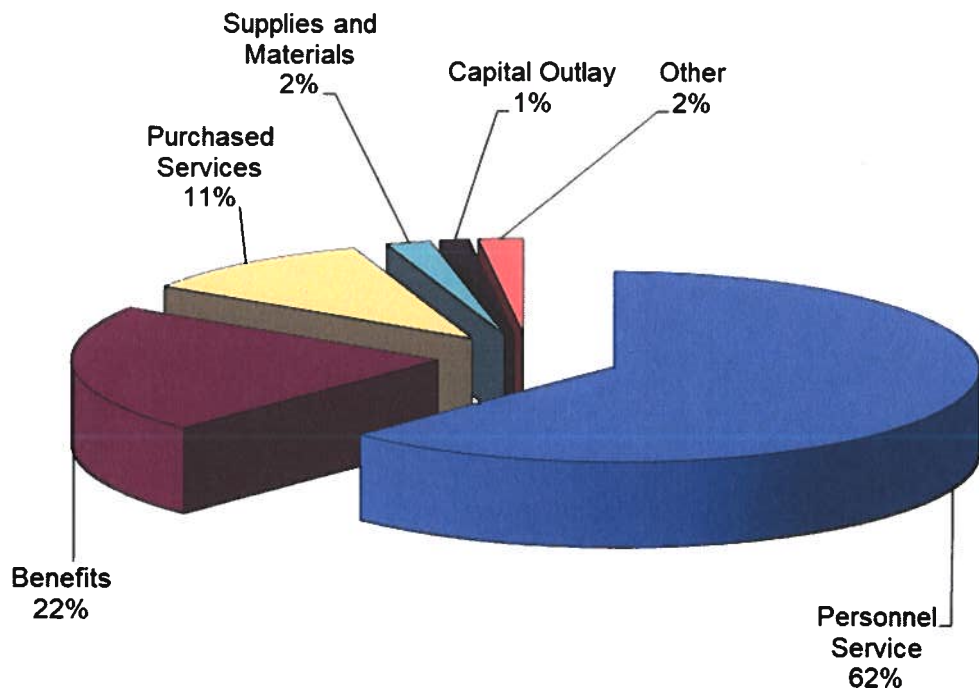


	December-20	December-19	December-18	December-17	December-16	Current Forecast
Personnel Service	\$26,809,495	\$24,649,030	\$23,014,383	\$21,845,953	\$22,785,934	\$50,175,501
Benefits	\$9,448,868	\$8,872,882	\$8,729,993	\$8,197,747	\$7,964,913	\$18,271,771
Purchased Services	\$4,601,591	\$5,103,209	\$4,645,889	\$4,644,537	\$4,878,284	\$10,143,610
Supplies and Materials	\$865,762	\$713,123	\$1,270,919	\$1,095,023	\$1,070,168	\$1,290,042
Capital Outlay	\$556,873	\$1,734,954	\$680,992	\$936,068	\$849,669	\$2,063,141
Other	\$846,706	\$852,488	\$881,675	\$925,462	\$888,554	\$1,717,813
Transfers and Adv., Etc.	\$328,544	\$327,757	\$328,000	\$315,988	\$452,956	\$1,109,907
Other than Debt						
<b>Total</b>	<b>\$43,457,838</b>	<b>\$42,253,443</b>	<b>\$39,551,851</b>	<b>\$37,960,778</b>	<b>\$38,890,478</b>	<b>\$84,771,785</b>

## Current General Fund Revenue



## Current General Fund Expenditures



**DECEMBER 2020**

**Balance**

**Bank Balance - Regular Account**

3,585,554.66

Financial Checks Outstanding	262,175.69	
Worker Comp Outstanding	3,484.92	
Payroll Checks Outstanding	98,693.57	
	364,354.18	(364,354.18)

Huntington/Flex Spending	36,608.68	
Flex O/S Checks	164.67	36,444.01
JPMorgan/Metlife Claims	31,190.20	31,190.20
Westfield Bank	15,000.00	15,000.00
Westfield Bank Sweep	3,401,981.40	3,401,981.40

**Investments:**

Redtree Investments	23,862,016.19
T. Rowe - Collins	265,074.37
Scudder - Collins	311,896.31
Scudder - Bushman	5,212.00
Kanehl Stocks	2,335.42
Star Ohio (22923)	8,803,007.51
Multi-Bank Securities	13,317,000.00
Multi-Bank Money Market	4,958.86
Fifth Third Securities	9,466,609.12
Fifth Third Money Market	650,916.47

<b>Total</b>	<u>56,689,026.25</u>	63,394,842.34
--------------	----------------------	---------------

**Adjustments**

Deposits in Transit	(261.91)
Expenses not posted	<u>(53,067.70)</u>
<b>Total</b>	<u>(53,329.61)</u>

63,341,512.73

<b>MCSD Balance</b>	63,341,512.73
---------------------	---------------

<b>Difference Between Bank vs. Book</b>	0.00
---	------



# Medina City School District

## Sales Tax Update

Date	Sales Tax Description	Receipts	Expenditures	Balance
July 1, 2020	Beginning Balance (071) Sales Tax and (002-9012) Bond			\$3,491,568.70
July	6-Month Asbestos Surveillance Inspection and Reports		\$525.00	\$3,491,043.70
	A I Root Classroom Expansion Doors		\$768.75	\$3,490,274.95
	Design and Construction for Root Locker Bay Conversion		\$640.42	\$3,489,634.53
	Architectural and Engineering Services for Summer Paving		\$2,500.00	\$3,487,134.53
	Consulting Services for MHS Roof Replacement		\$6,175.00	\$3,480,959.53
	Replacement of MHS Roof		\$304,119.00	\$3,176,840.53
	Sales Tax Distribution	\$770,376.50		\$3,947,217.03
	MHS Bleacher Replacement		\$222,000.00	\$3,725,217.03
	Ella Canavan Security Entrance Door Parts		\$1,820.71	\$3,723,396.32
	Fleet Master Lease Agreement		\$11,826.28	\$3,711,570.04
	A I Root Locker Bay Conversion		\$19,655.06	\$3,691,914.98
August	A I Root Classroom Expansion Doors		\$4,721.25	\$3,687,193.73
	Blake POD C Carpet and Tile Replacement		\$15,264.00	\$3,671,929.73
	Installation of Electric Remote Release at Canavan		\$1,340.00	\$3,670,589.73
	Removal and Replacement of Six Windows at Evolve		\$4,390.00	\$3,666,199.73
	Labor and Materials to Complete Spray On Fireproofing - MHS		\$63,400.00	\$3,602,799.73
	A I Root Locker Bay Conversion		\$79,548.54	\$3,523,251.19
	Consulting Services for MHS Roof Replacement		\$4,116.00	\$3,519,135.19
	Replacement of MHS Roof		\$76,626.00	\$3,442,509.19
	Fleet Master Lease Agreement		\$11,830.95	\$3,430,678.24
	Architectural and Engineering Services for Summer Paving		\$19,880.00	\$3,410,798.24
September	Replacement Stage Curtains at PAC		\$20,937.31	\$3,389,860.93
	Design and Construction for Root Locker Bay Conversion		\$3,325.27	\$3,386,535.66
	Construction of Northrop Trail		\$29,748.20	\$3,356,787.46
	Change Order - Installation of Retractable Bollards, Fence Post and Handrail		\$1,650.00	\$3,355,137.46
	Fleet Master Lease Agreement		\$11,830.95	\$3,343,306.51
	Furniture for A I Root for Locker Bay Conversion		\$17,002.85	\$3,326,303.66
	Claggett - Desks/Chairs for Two Classrooms		\$14,179.53	\$3,312,124.13
	Consulting Services for MHS Roof Replacement		\$2,059.25	\$3,310,064.88
	Replacement of MHS Roof		\$55,242.00	\$3,254,822.88
	Construction of a Secure Vestibule at Blake		\$27,834.00	\$3,226,988.88
	Architectural and Engineering Services for Summer Paving		\$2,680.00	\$3,224,308.88
October	Design and Construction for Root Locker Bay Conversion		\$748.23	\$3,223,560.65
	Furniture for Root - Locker Bay Conversion		\$19,845.00	\$3,203,715.65
	Fleet Master Lease Agreement		\$11,830.95	\$3,191,884.70
	Architectural and Engineering Services for Summer 2020 Paving		\$3,680.00	\$3,188,204.70
	Sales Tax Distribution	\$920,709.20		\$4,108,913.90
	District Summer 2020 Paving		\$202,946.53	\$3,905,967.37
	Root Locker Bay Conversion		\$37,394.62	\$3,868,572.75
November	COP's Principal and Interest		\$1,309,243.75	\$2,559,329.00
	Fleet Master Lease Agreement		\$11,830.95	\$2,547,498.05
	Architectural and Engineering Services for Summer 2020 Paving		\$257.50	\$2,547,240.55
	A I Root Locker Bay Conversion		\$71,692.38	\$2,475,548.17
December	District Summer Paving		\$21,961.80	\$2,453,586.37
	MCRC Summer Paving Correction		-\$61,736.80	\$2,515,323.17
	Fleet Master Lease Agreement		\$11,830.95	\$2,503,492.22
	Fiscal Year Totals	\$1,691,085.70	\$2,679,162.18	



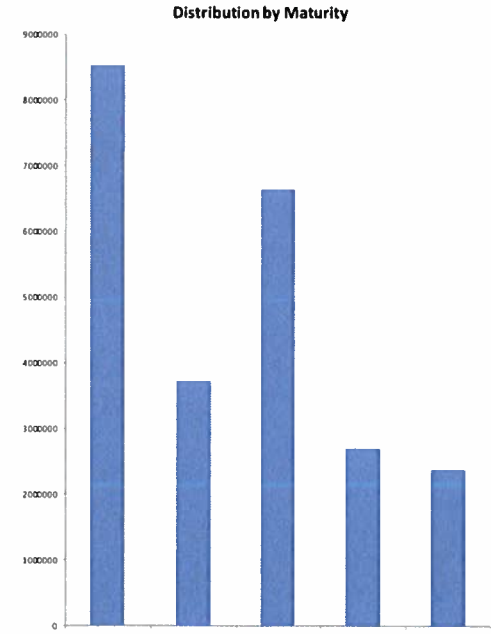
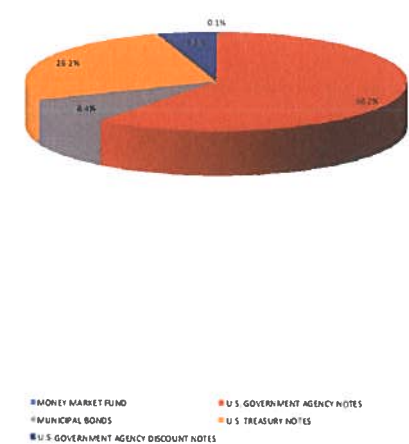
**Medina City School District**  
**Recreation Center Update**

Date	Description	District Revenue	District Expenses	City Reimbursements	Total Balance
July 1, 2020	Beginning Balance (003-9001)				\$ 202,370.92
07/08/20	Tile Repairs			\$1,000.00	\$ 203,370.92
07/09/20	Mens Sauna Floor Cement		\$1,236.25		\$ 202,134.67
07/14/20	Insulation for Sauna - Credit		-\$62.50		\$ 202,197.17
07/22/20	Installation of Carpet			\$1,250.00	\$ 203,447.17
08/12/20	Donation - Partner Mktg	\$1,044.98			\$ 204,492.15
08/18/20	Mens Sauna Floor Cement			\$618.13	\$ 205,110.28
09/30/20	No Revenues, No Expenditures				\$ 205,110.28
10/14/20	Labor/Material to Dismantle/Rebuild Burners/Heads Boilers		\$13,346.55		\$ 191,763.73
10/14/20	Repair Parts for Motor Control Centers		\$2,180.00		\$ 189,583.73
10/14/20	Dismantle/Rebuild Burners/Heads and Repair Parts for Motor			\$14,436.55	\$ 204,020.28
10/29/20	Refund City for Labor/Material to Dismantle/Rebuild Burners		\$6,673.28		\$ 197,347.00
11/30/20	No Revenues, No Expenditures				\$ 197,347.00
12/11/20	MCRC Summer Paving - Correction from 071		\$61,736.80		\$ 135,610.20
	<b>Total Revenues, Expenditures and Reimbursements</b>	\$ 1,044.98	\$ 85,110.38	\$ 17,304.68	

**Monthly Investment Summary**  
**Medina City School District**  
**US Bank Custodian Acct Ending x70982**  
 December 31, 2020

Monthly Cash Flow Activity		Market Value Summary				
<b>From 11-30-20 through 12-31-20</b>		<b>Security Type</b>	<b>Market Value</b>	<b>Pct. Assets</b>	<b>Avg Yield at Cost</b>	<b>Wght Avg Mat</b>
Beginning Book Value	23,842,239.33	<b>Money Market Fund</b>				
Contributions	0.00	MONEY MARKET FUND	16,831.14	0.1	0.03	0.00
Withdrawals	0.00	<b>Fixed Income</b>				
Realized Gains/Losses	0.00	MUNICIPAL BONDS	2,018,980.80	8.4	0.99	1.36
Gross Interest Earnings	19,776.86	U.S. GOVERNMENT AGENCY DISCOUNT NOTES	1,199,721.00	5.0	0.20	0.27
Ending Book Value	23,862,016.19	U.S. GOVERNMENT AGENCY NOTES	14,423,173.44	60.1	0.51	2.82
		U.S. TREASURY NOTES	6,284,698.97	26.2	1.67	0.31
		Accrued Interest	49,373.52	0.2		
		<b>TOTAL PORTFOLIO</b>	<b>23,992,778.88</b>	<b>100.0</b>	<b>0.84</b>	<b>1.91</b>

Maturity Distribution		Security Type Allocation	
			

**Disclosures:**

RedTree's internal accounting system is used as the source of the market value of this account. Although obtained from a source believed to be reliable, we cannot guarantee its accuracy. You should review all account statements provided by the custodian and compare with the statements provided by RedTree.

Questions? Call 888.596.2293 or email [info@redtreeinv.com](mailto:info@redtreeinv.com)

**Portfolio Holdings Report  
 Medina City School District  
 US Bank Custodian Acct Ending x70982  
 December 31, 2020**

Quantity	Cusip	Security Description	Moody's	S&P	Cost Basis	Market Value	Yield at Cost	Wtd Maturity	Purchase Date
<b>U.S. GOVERNMENT AGENCY NOTES</b>									
1,200,000	3133ELZN7	Federal Farm Credit Bank 0.160% Due 05-18-22	Aaa	AA+	1,197,804.00	1,200,570.56	0.25	1.38	05-26-20
1,000,000	3133ELN26	Federal Farm Credit Bank 0.260% Due 06-22-22	Aaa	AA+	999,460.00	1,001,962.58	0.29	1.47	06-22-20
1,000,000	3134GVN87	Federal Home Ln Mtg 0.400% Due 12-15-22	Aaa	AA+	1,000,000.00	1,000,376.32	0.40	1.95	06-15-20
1,500,000	3133ELUJ1	Federal Farm Credit Bank 1.000% Due 03-24-23	Aaa	AA+	1,500,000.00	1,502,129.37	1.00	2.20	03-24-20
700,000	3135G04Q3	Federal Natl Mtg Assoc 0.250% Due 05-22-23	Aaa	AA+	698,064.50	701,652.55	0.34	2.39	05-28-20
1,230,000	3134GVN20	Federal Home Ln Mtg 0.500% Due 06-23-23	Aaa	AA+	1,230,000.00	1,230,820.88	0.50	2.46	06-23-20
1,000,000	3137EAEV7	Federal Home Ln Mtg 0.250% Due 08-24-23	Aaa	AA+	999,630.00	1,001,971.38	0.26	2.64	10-08-20
1,000,000	3135G06H1	Federal Natl Mtg Assoc 0.250% Due 11-27-23	Aaa	AA+	998,860.00	1,000,902.19	0.29	2.90	11-25-20
700,000	3134GVYH5	Federal Home Ln Mtg 0.500% Due 11-28-23	Aaa	AA+	700,000.00	700,316.64	0.50	2.89	05-28-20
500,000	3130AJ6M6	Federal Home Ln Bank 1.700% Due 02-26-24	Aaa	AA+	500,000.00	501,044.60	1.70	3.04	02-26-20
1,200,000	3133EMGF3	Federal Farm Credit Bank 0.350% Due 05-16-24	Aaa	AA+	1,197,900.00	1,200,043.76	0.40	3.35	11-19-20
1,000,000	3135G06E8	Federal Natl Mtg Assoc 0.420% Due 11-18-24	Aaa	AA+	998,250.00	1,000,098.88	0.46	3.85	11-18-20
1,200,000	3133EMER9	Federal Farm Credit Bank 0.470% Due 01-27-25	Aaa	AA+	1,198,620.00	1,198,864.85	0.50	4.03	10-29-20
800,000	3134GXDM3	Federal Home Ln Mtg 0.620% Due 12-01-25	Aaa	AA+	799,400.00	802,397.25	0.64	4.84	12-02-20
380,000	3134GXHD9	Federal Home Ln Mtg 0.700% Due 12-23-25	Aaa	AA+	380,000.00	380,021.63	0.70	4.89	12-23-20
Accrued Interest						11,766.81			
						14,397,988.50	14,434,940.25	0.51	2.82
<b>MUNICIPAL BONDS</b>									
1,000,000	971090XA8	City of Willoughby, OH GO 2.000% Due 05-21-21	Aa2	AA	1,008,400.00	1,005,850.00	1.15	0.39	05-21-20
500,000	0100332D9	City of Akron, OH GO 2.000% Due 12-01-22		A+	515,505.00	515,075.00	0.48	1.89	11-12-20
460,000	244721FK7	Defiance CSD, OH GO 4.000% Due 12-01-23	Aa2		502,522.40	498,055.80	1.20	2.77	07-16-20
Accrued Interest						15,116.67			
						2,026,427.40	2,034,097.47	0.99	1.36
<b>U.S. TREASURY NOTES</b>									
1,000,000	912828N89	US Treasury Note 1.375% Due 01-31-21	Aaa	AA+	998,125.00	1,000,905.00	1.56	0.08	01-28-20
615,000	912828N89	US Treasury Note 1.375% Due 01-31-21	Aaa	AA+	613,991.02	615,556.57	1.54	0.08	01-30-20
1,200,000	912828P87	US Treasury Note 1.125% Due 02-28-21	Aaa	AA+	1,192,593.76	1,201,776.00	1.66	0.16	12-27-19
1,250,000	912828Q37	US Treasury Note 1.250% Due 03-31-21	Aaa	AA+	1,242,382.81	1,253,305.00	1.69	0.25	10-30-19
1,000,000	912828S27	US Treasury Note 1.125% Due 06-30-21	Aaa	AA+	987,226.56	1,005,000.00	1.86	0.50	09-17-19
1,200,000	912828F6	US Treasury Note 1.125% Due 08-31-21	Aaa	AA+	1,188,750.00	1,208,156.40	1.68	0.66	12-10-19

**Disclosures:**

RedTree's internal accounting system is used as the source of the market value of this account. Although obtained from a source believed to be reliable, we cannot guarantee its accuracy. You should review all account statements provided by the custodian and compare with the statements provided by RedTree.

Questions? Call 888.596.2293 or email [info@redtreeinv.com](mailto:info@redtreeinv.com)

**Portfolio Holdings Report**  
**Medina City School District**  
**US Bank Custodian Acct Ending x70982**  
 December 31, 2020

Quantity	Cusip	Security Description	Moody's	S&P	Cost Basis	Market Value	Yield at Cost	Wtd Maturity	Purchase Date
Accrued Interest						22,490.05			
					6,223,069.15	6,307,189.02	1.67	0.31	
<b>U.S. GOVERNMENT AGENCY DISCOUNT NOTES</b>									
1,200,000	313385EA0	Federal Home Ln Bank Discount Note 0.000% Due 04-07-21	P-1	A-1+	1,197,700.00	1,199,721.00	0.20	0.27	04-27-20
<b>MONEY MARKET FUND</b>									
	USBMMF	First American Treasury Obligations Fund			16,831.14	16,831.14	0.03		
<b>TOTAL PORTFOLIO</b>					23,862,016.19	23,992,778.88	0.84	1.91	

**Disclosures:**

RedTree's internal accounting system is used as the source of the market value of this account. Although obtained from a source believed to be reliable, we cannot guarantee its accuracy. You should review all account statements provided by the custodian and compare with the statements provided by RedTree.

Questions? Call 888.596.2293 or email [info@redtreeinv.com](mailto:info@redtreeinv.com)

**Monthly Activity Reports**  
**Medina City School District**  
**US Bank Custodian Acct Ending x70982**  
 From 12-01-20 Through 12-31-20

**GROSS INTEREST INCOME**

Ex-Date	Pay-Date	Security	Amount
<b>U.S. GOVERNMENT AGENCY NOTES</b>			
12-02-20	12-02-20	Federal Home Ln Mtg 0.700% Due 09-02-25	875.00
12-02-20	12-02-20	Federal Home Ln Mtg 0.620% Due 12-01-25	-13.78
12-15-20	12-15-20	Federal Home Ln Mtg 0.400% Due 12-15-22	2,000.00
12-22-20	12-22-20	Federal Farm Credit Bank 0.260% Due 06-22-22	1,300.00
12-23-20	12-23-20	Federal Home Ln Mtg 0.500% Due 06-23-23	3,075.00
12-17-20	12-23-20	Federal Home Ln Mtg 0.700% Due 12-23-25	0.00
			<hr/> 7,236.22
<b>MUNICIPAL BONDS</b>			
12-01-20	12-01-20	Defiance CSD, OH GO 4.000% Due 12-01-23	6,900.00
<b>U.S. TREASURY NOTES</b>			
12-31-20	12-31-20	US Treasury Note 1.125% Due 06-30-21	5,625.00
<b>MONEY MARKET FUND</b>			
12-01-20	12-01-20	First American Treasury Obligations Fund	15.64
<b>GROSS INCOME</b>			<b>19,776.86</b>

**Disclosures:**

RedTree's internal accounting system is used as the source of the market value of this account. Although obtained from a source believed to be reliable, we cannot guarantee its accuracy. You should review all account statements provided by the custodian and compare with the statements provided by RedTree.

Questions? Call 888.596.2293 or email [info@redtreeinv.com](mailto:info@redtreeinv.com)

**Purchase and Sale**  
**Medina City School District**  
**US Bank Custodian Acct Ending x70982**  
 From 12-01-20 Through 12-31-20

Trade Date	Settle Date	Quantity	Security	Unit Price	Amount
<b>PURCHASES</b>					
12-02-2020	12-02-2020	800,000	Federal Home Ln Mtg 0.620% Due 12-01-25	99.92	799,400.00
12-17-2020	12-23-2020	380,000	Federal Home Ln Mtg 0.700% Due 12-23-25	100.00	380,000.00
					1,179,400.00
<b>SALES</b>					
12-02-2020	12-02-2020	500,000	Federal Home Ln Mtg 0.700% Due 09-02-25	100.00	500,000.00
					500,000.00

**Disclosures:**

RedTree's internal accounting system is used as the source of the market value of this account. Although obtained from a source believed to be reliable, we cannot guarantee its accuracy. You should review all account statements provided by the custodian and compare with the statements provided by RedTree.

Questions? Call 888.596.2293 or email [info@redtreeinv.com](mailto:info@redtreeinv.com)



**Realized Gains/Losses**  
**Medina City School District**  
**US Bank Custodian Acct Ending x70982**  
 From 12-01-20 Through 12-31-20

Open Date	Close Date	Quantity	Security	Cost Basis	Proceeds	Gain Or Loss	
						Short Term	Long Term
09-04-2020	12-02-2020	500,000	Federal Home Ln Mtg 0.700% Due 09-02-25	500,000.00	500,000.00	0.00	
TOTAL GAINS						0.00	0.00
TOTAL LOSSES						0.00	0.00
TOTAL REALIZED GAIN/LOSS						0.00	0.00

**Disclosures:**

RedTree's internal accounting system is used as the source of the market value of this account. Although obtained from a source believed to be reliable, we cannot guarantee its accuracy. You should review all account statements provided by the custodian and compare with the statements provided by RedTree.

Questions? Call 888.596.2293 or email [info@redtreeinv.com](mailto:info@redtreeinv.com)

ENV# CEBKHLFHBBKRKNC\_BBBBB  
FIFTH THIRD SECURITIES, INC.  
MD 1M0B2A  
5050 KINGSLEY DRIVE  
CINCINNATI, OH 45263



MEDINA CITY SCHOOLS  
DAVID CHAMBERS  
739 WEYMOUTH RD  
MEDINA OH 44256

---

**STATEMENT FOR THE PERIOD DECEMBER 1, 2020 TO DECEMBER 31, 2020**

MEDINA CITY SCHOOLS - Corporation  
Account Number: [REDACTED]

---

By the courtesy of:  
CARTER/SAVAGE

For questions about your accounts:  
Local: 614 744 5496  
In-State: 614 744 7074  
National: 888 889 1025

---

**TOTAL VALUE OF YOUR PORTFOLIO** **\$10,277,238.45**

---

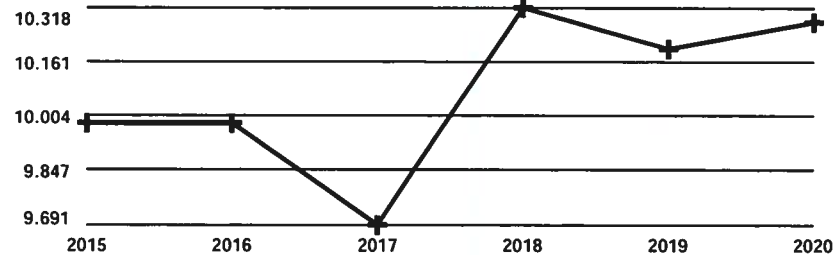
**FOR YOUR INFORMATION**

Fifth Third Securities, Inc. Investments offered through Fifth Third Securities, Inc., member  
FINRA/SIPC

---

**CHANGE IN VALUE OF YOUR PORTFOLIO**

\$ millions



*Change In Value Of Your Portfolio information can be found in Miscellaneous Footnotes at the end of this statement.*

**Fifth Third Securities, Inc.**

MN\_CEBKHLFHBBKRKNC\_BBBBB 20201231

Account carried with National Financial Services LLC, Member  
NYSE, SIPC

Statement for the Period December 1, 2020 to December 31, 2020

MEDINA CITY SCHOOLS - Corporation  
Account Number: [REDACTED]



## Account Overview

CHANGE IN ACCOUNT VALUE	Current Period	Year-to-Date
BEGINNING VALUE	\$10,288,051.65	\$10,198,616.66
Additions and Withdrawals	(\$55,812.24)	(\$217,618.29)
Income	\$55,812.24	\$217,618.29
Taxes, Fees and Expenses	\$0.00	\$0.00
Change in Value	(\$10,813.20)	\$78,621.79
ENDING VALUE (AS OF 12/31/20)	\$10,277,238.45	\$10,277,238.45

Refer to Miscellaneous Footnotes for more information on Change in Value.

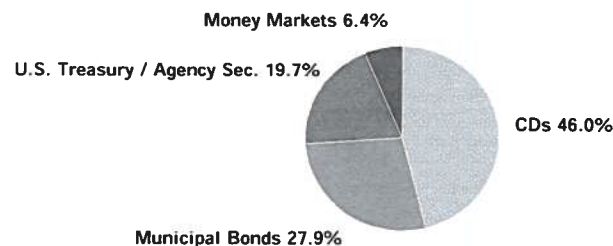
### INCOME

TAXABLE	Current Period	Year-to-Date
Taxable Dividends	\$2.05	\$3,535.29
Taxable Interest	\$5,099.78	\$163,372.59
TOTAL TAXABLE	\$5,101.83	\$166,907.88
NON-TAXABLE	Current Period	Year-to-Date
Muni Tax Exempt Interest	\$50,710.41	\$50,710.41
TOTAL NON-TAXABLE	\$50,710.41	\$50,710.41
<b>TOTAL INCOME</b>	<b>\$55,812.24</b>	<b>\$217,618.29</b>

Taxable income is determined based on information available to NFS at the time the statement was prepared, and is subject to change. Final information on taxation of interest and dividends is available on Form 1099-Div, which is mailed in February of the subsequent year.

REALIZED GAIN (LOSS)	Current Period	Year-to-Date
Short Term Gain	\$0.00	\$5,975.00
Short Term Loss	\$0.00	\$0.00
Disallowed Short Term Loss	\$0.00	\$0.00
<b>TOTAL SHORT TERM GAIN (LOSS)</b>	<b>\$0.00</b>	<b>\$5,975.00</b>

### ACCOUNT ALLOCATION



	Percent	Prior Period	Current Period
Money Markets	6.4 %	\$899,916.47	\$650,916.47
CDs	46.0	\$4,487,176.03	\$4,730,760.68
Municipal Bonds	27.9	\$2,877,037.90	\$2,870,953.80
U.S. Treasury / Agency Sec.	19.7	\$2,023,921.25	\$2,024,607.50
<b>TOTAL</b>	<b>100.0 %</b>	<b>\$10,288,051.65</b>	<b>\$10,277,238.45</b>

*Account Allocation* shows the percentage that each asset class represents of your total account value. Account Allocation for equities, fixed income, and other categories may include mutual funds and may be net of short positions. NFS has made assumptions concerning how certain mutual funds are allocated. Closed-end mutual funds and Exchange Traded Products (ETPs) listed on an exchange may be included in the equity allocation. The chart may not reflect your actual portfolio allocation. Consult your broker dealer prior to making investment decisions.

Statement for the Period December 1, 2020 to December 31, 2020

MEDINA CITY SCHOOLS - Corporation  
Account Number: [REDACTED]



## Account Overview *continued*

<b>REALIZED GAIN (LOSS)</b> <i>continued</i>	<i>Current Period</i>	<i>Year-to-Date</i>
Long Term Gain	\$0.00	\$0.00
Long Term Loss	\$0.00	\$0.00
Disallowed Long Term Loss	\$0.00	\$0.00
<b>TOTAL LONG TERM GAIN (LOSS)</b>	<b>\$0.00</b>	<b>\$0.00</b>

*NETS-provided cost basis, realized gain (loss) and holding period information may not reflect all adjustments necessary for your tax reporting purposes. Please refer to Footnotes and Cost Basis Information at the end of this statement for more information.*

### MESSAGES AND ALERTS

Customers wishing to learn more about their investment professional can contact the FINRA BrokerCheck Hotline Number at 1-800-289-9999 or visit the FINRA Regulation website [www.finra.org](http://www.finra.org). Customers can also obtain an investor brochure that includes information describing the FINRA BrokerCheck program by contacting Brokerage Operations 1-888-889-1025.

Fifth Third Securities has recently implemented technology that allows texting between clients and Financial Professionals. Not all FTS Financial Professionals are currently using this service. Please contact your Financial Professional to see if they are utilizing this service and to obtain the phone number for texting. As a reminder, due to regulatory restrictions and as a measure to protect you and your account, Fifth Third Securities does not accept trade or financial instructions by text or email- therefore, FTS will not be responsible for carrying out such orders and/or instructions received in this manner.

Customers wishing to learn more about how an order is routed or executed should notify their Investment Professional in writing. Pursuant to SEC rules, customers can request details on the identity of the venue to which their orders were routed for execution. A written report will be furnished upon request. To learn more about how your order is routed online, please visit <https://www.53.com/investments>.

The minimum base rate for the purposes of determining interest to be applied under the terms of the Margin Account Agreement for any credit extended or maintained shall not fall below 0.00 percent for Federal Funds Target and the Overnight Bank Funding rate, 1.75 percent for the Call Money rate and 3.00 percent for the Prime rate. All terms and conditions of the Margin Account Agreement shall continue to apply.

Please note that the FDIC insured deposit at Fifth Third Bank under the Fifth Third BD Program is not covered by SIPC. The FDIC insured deposit is eligible for FDIC insurance subject to FDIC coverage limits at the time funds are deposited at Fifth Third Bank. As referenced in the Fifth Third BD Program disclosure document, clients are responsible for monitoring their total assets at Fifth Third Bank to determine the extent of available FDIC coverage.

Statement for the Period December 1, 2020 to December 31, 2020

MEDINA CITY SCHOOLS - Corporation  
Account Number: [REDACTED]



## Holdings

NFS-provided cost basis, realized gain (loss) and holding period information may not reflect all adjustments necessary for tax purposes. Please refer to Footnotes and Cost Basis Information at the end of this statement for more information.

For additional information regarding your holdings, please refer to the footnotes at the end of the statement.

**Client Investment** - Reflects the amount from share purchases, transfers and conversions that have customer or third party provided cost basis. The amount does not reflect all account activity, including, but not limited to shares acquired via certain corporate actions, gifted/inherited, date of death step-up, or dividend reinvestments. The amount may fluctuate over time based on activity within the account due to buying, transferring or converting additional shares or selling all or part of a security. Transfers or conversions that do not have cost basis will not be reflected in the Client Investment amount. The reflected Client Investment amount does not represent your cost basis reported on IRS Form 1099-B, as it is a separate calculation.

### CASH AND CASH EQUIVALENTS - 6.33% of Total Account Value

Description	Symbol/Cusip Account Type	Quantity	Price on 12/31/20	Current Market Value	Estimated Annual Income
<b>Money Markets</b>					
FEDERATED HERMES GOVT OBLIGATIONS IS	GOIXX	650,916.47	\$1.00	\$650,916.47	
7 DAY YIELD .01%	CASH				
Dividend Option Cash					
Capital Gain Option Cash					
<b>Total Cash and Cash Equivalents</b>				<b>\$650,916.47</b>	

Fifth Third Securities, Inc.

MN\_CEBKHLFHBBKRKNC\_BBBBB 20201231

Account carried with National Financial Services LLC, Member  
NYSE, SIPC

Statement for the Period December 1, 2020 to December 31, 2020

MEDINA CITY SCHOOLS - Corporation

Account Number: [REDACTED]



**HOLDINGS > FIXED INCOME - 93.67% of Total Account Value**

**ALERT:** You have a fixed income position due to mature within the next 90 days.

For an explanation of fixed income pricing, please see the last page. Redemption schedule(s), bond rating(s), and other information are provided where available. If information does not appear regarding a particular investment, it is not available. The ratings on this statement are provided by Standard & Poor's and/or Moody's to rate the quality based on the respective rating agency's assessment. Ratings information from Standard & Poor's ("S&P") may not be reproduced. S&P credit ratings are statements of opinion and are not statements of fact or recommendations to purchase, hold, or sell securities, nor do they address the suitability of securities for investment purposes, and should not be relied on as investment advice. S&P does not guarantee the accuracy, completeness, timeliness or availability of any information, including ratings, and is not responsible for errors or omissions (negligent or otherwise). S&P gives no express or implied warranties, including but not limited to any warranties of merchantability or fitness for a particular purpose or use. S&P shall not be liable for any direct, indirect, incidental, exemplary, compensatory, punitive, special or consequential damages, costs, expenses, legal fees, or losses (including lost income or profits and opportunity costs) in connection with any use of ratings.

Description	Symbol/Cusip Account Type	Quantity	Estimated Price on 12/31/20	Estimated Current Market Value	Estimated Annual Income	Original/Adjusted Cost Basis	Unrealized Gain (Loss)
<b>CDs</b>							
Certificates of Deposit (CDs), including Market Indexed CDs and Market Linked CDs (collectively, MCDs) are generally shown at estimated market prices based upon a matrix or model pricing method that may not represent the actual price if sold prior to maturity. However, CDs and MCDs may be shown at face value for up to seven calendar days from date of issue if estimated market prices have not been received from a third party pricing vendor. The actual value of CDs and MCDs may be different from their purchase price. CDs and MCDs are subject to interest rate risk. The estimated market price reflected for MCDs may not be based on the actual closing value of the linked market index on the final maturity date and the market value of MCDs may not correspond directly to increases or decreases in the underlying linked market index. You may sell CDs or MCDs in the secondary market subject to market conditions. The secondary market for CDs and MCDs is generally illiquid. If sold prior to maturity, the value of MCDs may be less than the purchase amount or face value. The sale or redemption of any fixed income security prior to maturity may result in a substantial gain or loss, and an early withdrawal penalty may apply. Certain MCDs may only be redeemed on pre-specified liquidation dates and may have call features that allow the issuer to call the MCD prior to maturity. Certain Step Rate CDs are also subject to reinvestment risk if call provisions are exercised by the issuer and if a CD with a comparable rate is not available.							
See sales materials or contact your broker/dealer for additional information.							
<b>ALLY BK MIDVALE UTAH CD 2.50000%</b> 02/01/2021 FDIC INSURED CPN PMT SEMI-ANNUAL ON AUG 01, FEB 01 Next Interest Payable: 02/01/21 Estimated Yield 2.49% Accrued Interest \$2567.47 Average Unit Cost \$1.00 Client Investment \$245,000.00 Adjusted Cost Basis	02007GAU7 CASH	245,000	\$1.00218	\$245,534.10	\$6,125.00	\$245,000.00	
<b>PRIME ALLIANCE BANK W CD 2.30000%</b> 03/15/2021 FDIC INSURED CPN PMT MONTHLY Next Interest Payable: 01/13/21 Estimated Yield 2.28% Accrued Interest \$293.33 Average Unit Cost \$1.00 Client Investment \$245,000.00 Adjusted Cost Basis	74160NFW5 CASH	245,000	\$1.00469	\$246,149.05	\$5,635.00	\$245,000.00	\$534.10
<b>CAPITAL ONE BANK (USA) NAT CD 2.25000%</b>	1404202B5	245,000	\$1.00573	\$246,403.85	\$5,512.50	\$243,858.30	\$1,149.05

Fifth Third Securities, Inc.

Account carried with National Financial Services LLC, Member  
NYSE, SIPC

MN\_CEBKHLFHBBKRKNC\_BBBBB 20201231



Statement for the Period December 1, 2020 to December 31, 2020

MEDINA CITY SCHOOLS - Corporation  
Account Number: [REDACTED]



**HOLDINGS > FIXED INCOME** *continued*

Description	Symbol/Cusip Account Type	Quantity	Estimated Price on 12/31/20	Estimated Current Market Value	Estimated Annual Income	Original/Adjusted Cost Basis	Unrealized Gain (Loss)
<b>CAPITAL ONE BANK (USA) NAT CD 2.25000%</b>	1404202B5	<b>continued</b>					
04/19/2021 FDIC INSURED	CASH						
CPN PMT SEMI-ANNUAL							
ON OCT 19, APR 19							
Next Interest Payable: 04/19/21							
Estimated Yield 2.23%							
Accrued Interest \$1117.60							
Average Unit Cost \$1.00							
Client Investment \$243,858.30							
Adjusted Cost Basis						\$243,858.30 D	\$2,545.55
<b>THIRD FED SVGS &amp;LN ASSN OF CD 2.50000%</b>	88413QBZ0	245,000	\$1.01009	\$247,472.05	\$6,125.00	\$245,000.00	
05/28/2021 FDIC INSURED	CASH						
CPN PMT SEMI-ANNUAL							
ON AUG 28, FEB 28							
Next Interest Payable: 02/28/21							
Estimated Yield 2.47%							
Accrued Interest \$2114.38							
Average Unit Cost \$1.00							
Client Investment \$245,000.00							
Adjusted Cost Basis						\$245,000.00 D	\$2,472.05
<b>KS STATEBANK MANHATTAN KS CD 2.50000%</b>	50116CBX6	245,000	\$1.01169	\$247,864.05	\$6,125.00	\$245,000.00	
06/21/2021 FDIC INSURED	CASH						
CPN PMT MONTHLY							
Next Interest Payable: 01/21/21							
Estimated Yield 2.47%							
Accrued Interest \$184.59							
Average Unit Cost \$1.00							
Client Investment \$245,000.00							
Adjusted Cost Basis						\$245,000.00 D	\$2,864.05
<b>NORTHPOINTE BK GRAND RAPIDS MI CD 2.55000% 07/19/2021 FDIC INSURED</b>	666613GN8	245,000	\$1.01388	\$248,400.60	\$6,247.50	\$245,000.00	
CPN PMT MONTHLY	CASH						
Next Interest Payable: 01/19/21							
Estimated Yield 2.51%							
Accrued Interest \$222.51							
Average Unit Cost \$1.00							
Client Investment \$245,000.00							
Adjusted Cost Basis						\$245,000.00 D	\$3,400.60

Fifth Third Securities, Inc.

Account carried with National Financial Services LLC, Member  
NYSE, SIPC

MN\_CEBKHLFHBBKRKNC\_BBBBB 20201231

Statement for the Period December 1, 2020 to December 31, 2020

MEDINA CITY SCHOOLS - Corporation  
Account Number: [REDACTED]



**HOLDINGS > FIXED INCOME** *continued*

Description	Symbol/Cusip Account Type	Quantity	Estimated Price on 12/31/20	Estimated Current Market Value	Estimated Annual Income	Original/Adjusted Cost Basis	Unrealized Gain (Loss)
<b>CELTIC BK SALT LAKE CITY UTAH CD</b> 2.85000% 08/24/2021 FDIC INSURED CPN PMT MONTHLY Next Interest Payable: 01/24/21 Estimated Yield 2.79% Accrued Interest \$153.04 Average Unit Cost \$1.00 Client Investment \$245,000.00 Adjusted Cost Basis	15118RPT8 CASH	245,000	\$1.01826	\$249,473.70	\$6,982.50	\$245,000.00	
						\$245,000.00 D	\$4,473.70
<b>FIRSTRUST SVGS BK PA CD 2.55000%</b> 09/13/2021 FDIC INSURED CPN PMT MONTHLY Next Interest Payable: 01/12/21 Estimated Yield 2.50% Accrued Interest \$342.33 Average Unit Cost \$1.00 Client Investment \$245,000.00 Adjusted Cost Basis	337630BJ5 CASH	245,000	\$1.01763	\$249,319.35	\$6,247.50	\$245,000.00	
						\$245,000.00 D	\$4,319.35
<b>MEDALLION BK UTAH CD 2.45000% 02/16/2022</b> FDIC INSURED CPN PMT MONTHLY Next Interest Payable: 01/16/21 Estimated Yield 2.38% Accrued Interest \$263.12 Average Unit Cost \$1.00 Client Investment \$245,000.00 Adjusted Cost Basis	58404DBD2 CASH	245,000	\$1.02691	\$251,592.95	\$6,002.50	\$245,000.00	
						\$245,000.00 D	\$6,592.95
<b>NORTHFIELD BK STATEN ISLAND NY CD</b> 2.45000% 02/22/2022 FDIC INSURED CPN PMT SEMI-ANNUAL ON AUG 21, FEB 21 Next Interest Payable: 02/21/21 Estimated Yield 2.38% Accrued Interest \$2187.21 Average Unit Cost \$1.00 Client Investment \$245,000.00 Adjusted Cost Basis	66612ACG1 CASH	245,000	\$1.02736	\$251,703.20	\$6,002.50	\$245,000.00	
						\$245,000.00 D	\$6,703.20

Fifth Third Securities, Inc.

Account carried with National Financial Services LLC, Member  
NYSE, SIPC

MN\_CEBKHLFHBBKRKNC\_BBBBB 20201231

Statement for the Period December 1, 2020 to December 31, 2020

MEDINA CITY SCHOOLS - Corporation  
Account Number: [REDACTED]



**HOLDINGS > FIXED INCOME** *continued*

Description	Symbol/Cusip Account Type	Quantity	Estimated Price on 12/31/20	Estimated Current Market Value	Estimated Annual Income	Original/Adjusted Cost Basis	Unrealized Gain (Loss)
<b>WELLS FARGO NATL BK WEST LAS V CD</b> 1.85000% 12/30/2022 FDIC INSURED CPN PMT MONTHLY Next Interest Payable: 01/30/21 Estimated Yield 1.78% Accrued Interest \$24.84 Average Unit Cost \$1.00 Client Investment \$245,000.00 Adjusted Cost Basis	949495AF2 CASH	245,000	\$1.03493	\$253,557.85	\$4,532.50	\$245,000.00	
						\$245,000.00 D	\$8,557.85
<b>EVERGREEN BK GROUP ILL CD 1.05000%</b> 04/17/2023 FDIC INSURED CPN PMT MONTHLY Next Interest Payable: 01/15/21 Estimated Yield 1.02% Accrued Interest \$112.48 Average Unit Cost \$1.00 Client Investment \$230,000.00 Adjusted Cost Basis	300185JK2 CASH	230,000	\$1.02117	\$234,869.10	\$2,415.00	\$230,000.00	
						\$230,000.00 D	\$4,869.10
<b>FIRST SOURCE BK SOUTH BEND IND CD</b> 1.35000% 08/03/2023 FDIC INSURED CPN PMT MONTHLY Next Interest Payable: 01/03/21 Estimated Yield 1.30% Accrued Interest \$232.75 Average Unit Cost \$1.00 Client Investment \$217,000.00 Adjusted Cost Basis	33646CMB7 CASH	217,000	\$1.03098	\$223,722.66	\$2,929.50	\$217,000.00	
						\$217,000.00 D	\$6,722.66
<b>NEW YORK COMMUNITY BANK CD 0.30000%</b> 12/11/2023 FDIC INSURED CPN PMT SEMI-ANNUAL ON JUN 11, DEC 11 1ST CPN DTE 06/11/2021 Next Interest Payable: 06/11/21 Estimated Yield 0.29% Accrued Interest \$42.98 Average Unit Cost \$1.00 Client Investment \$249,000.00 Adjusted Cost Basis	649447UHO CASH	249,000	\$1.00346	\$249,861.54	\$747.00	\$249,000.00	
						\$249,000.00 D	\$861.54

Fifth Third Securities, Inc.

Account carried with National Financial Services LLC, Member  
NYSE, SIPC

MN\_CEBKHLFHBBKRKNC\_BBBBB 20201231

Statement for the Period December 1, 2020 to December 31, 2020

MEDINA CITY SCHOOLS - Corporation  
Account Number: [REDACTED]



HOLDINGS > FIXED INCOME *continued*

Description	Symbol/Cusip Account Type	Quantity	Estimated Price on 12/31/20	Estimated Current Market Value	Estimated Annual Income	Original/Adjusted Cost Basis	Unrealized Gain (Loss)
<b>MORGAN STANLEY BK N A CD 0.25000%</b> 01/08/2024 FDIC INSURED CPN PMT QUARTERLY ON OCT 08, JAN 08, APR 08, JUL 08 Next Interest Payable: 01/08/21 STEP COUPON RESET FREQUENCY TERM MODE NEXT RESET 07/08/2022 @ 0.35000 Estimated Yield 0.24% Accrued Interest \$143.26 Average Unit Cost \$1.00 Client Investment \$249,000.00 Adjusted Cost Basis	61765QQ28 CASH	249,000	\$1.00407	\$250,013.43	\$622.50	\$249,000.00	
						\$249,000.00 D	\$1,013.43
<b>CFBANK FAIRLAWN OH CD 2.80000%</b> 03/15/2024 FDIC INSURED CPN PMT MONTHLY Next Interest Payable: 01/15/21 Estimated Yield 2.58% Accrued Interest \$306.47 Average Unit Cost \$1.00 Client Investment \$235,000.00 Adjusted Cost Basis	15721UCY3 CASH	235,000	\$1.08283	\$254,465.05	\$6,580.00	\$235,000.00	
						\$235,000.00 D	\$19,465.05
<b>FIRST &amp; FMRS BK PORTLAND ND CD 2.40000%</b> 05/30/2024 FDIC INSURED CPN PMT MONTHLY Next Interest Payable: 01/30/21 Estimated Yield 2.23% Accrued Interest \$32.22 Average Unit Cost \$1.00 Client Investment \$245,000.00 Adjusted Cost Basis	31860PAL2 CASH	245,000	\$1.07382	\$263,085.90	\$5,880.00	\$245,000.00	
						\$245,000.00 D	\$18,085.90
<b>STATE BK REESEVILLE WIS CD 2.25000%</b> 06/28/2024 FDIC INSURED CPN PMT MONTHLY Next Interest Payable: 01/28/21 Estimated Yield 2.10% Accrued Interest \$59.18 Average Unit Cost \$1.00	856487AX1 CASH	240,000	\$1.0699	\$256,776.00	\$5,400.00	\$240,000.00	

Fifth Third Securities, Inc.

Account carried with National Financial Services LLC, Member  
NYSE, SIPC

MN\_CEBKHLFHBBKRKNC\_BBBBB 20201231

Statement for the Period December 1, 2020 to December 31, 2020

MEDINA CITY SCHOOLS - Corporation  
Account Number: [REDACTED]



**HOLDINGS > FIXED INCOME** *continued*

Description	Symbol/Cusip Account Type	Quantity	Estimated Price on 12/31/20	Estimated Current Market Value	Estimated Annual Income	Original/Adjusted Cost Basis	Unrealized Gain (Loss)
<b>STATE BK REESEVILLE WIS CD 2.25000%</b>	856487AX1	<b>continued</b>					
Client Investment \$240,000.00							
Adjusted Cost Basis						\$240,000.00 D	\$16,776.00
<b>RAYMOND JAMES BK NATL ASSN CD 2.00000%</b>	75472RAE1	245,000	\$1.06325	\$260,496.25	\$4,900.00	\$245,000.00	
08/23/2024 FDIC INSURED	CASH						
CPN PMT SEMI-ANNUAL							
ON FEB 23, AUG 23							
Next Interest Payable: 02/23/21							
Estimated Yield 1.88%							
Accrued Interest \$1758.63							
Average Unit Cost \$1.00							
Client Investment \$245,000.00							
Adjusted Cost Basis						\$245,000.00 D	\$15,496.25
<b>Total CDs</b>		<b>4,605,000</b>		<b>\$4,730,760.68</b>	<b>\$95,011.50</b>	<b>\$4,603,858.30</b>	<b>\$126,902.38</b>
<b>Municipal Bonds</b>							
<b>WAYNE CNTY OHIO GO LTD TAX BANS</b>	945880ET5	1,000,000	\$100.508	\$1,005,080.00		\$1,009,440.00	(\$4,360.00)
01.50000% 06/03/2021	CASH						
LIMITED GEN OBLIG							
BANK QUALIFIED							
CPN PMT @ MATURITY							
ON JUN 03							
1ST CPN DTE 06/03/2021							
Accrued Interest \$8666.67							
Average Unit Cost \$100.94							
Client Investment \$1,009,440.00							
<b>WASHINGTON OHIO LOC SCH DIST LUCAS CNTY</b>	939483FL2	740,000	\$104.247	\$771,427.80	\$37,000.00	\$776,186.00	
05.00000% 12/01/2021 FACS CONSTR IMPT GO	CASH						
UNLTD TAX BDS SER. 2020 A							
OH SCH DST CR ENH PG							
UNLIMITED GEN OBLIG							
MOODY'S Aa2							
CPN PMT SEMI-ANNUAL							
ON DEC 01, JUN 01							
Next Interest Payable: 06/01/21							
Accrued Interest \$3083.33							
Average Unit Cost \$102.71							
Client Investment \$776,186.00							

Fifth Third Securities, Inc.

Account carried with National Financial Services LLC, Member  
NYSE, SIPC

MN\_CEBKHLFHBBKRKNC\_BBBBB 20201231

Statement for the Period December 1, 2020 to December 31, 2020

MEDINA CITY SCHOOLS - Corporation  
Account Number: [REDACTED]



**HOLDINGS > FIXED INCOME** *continued*

Description	Symbol/Cusip Account Type	Quantity	Estimated Price on 12/31/20	Estimated Current Market Value	Estimated Annual Income	Original/Adjusted Cost Basis	Unrealized Gain (Loss)
<b>WASHINGTON OHIO LOC SCH DIST LUCAS CNTY</b>	939483FL2	<b>continued</b>					
Adjusted Cost Basis						\$760,024.06 D	\$11,403.74
YTD Amortized Premium	\$14,351.48 E						
<b>WASHINGTON OHIO LOC SCH DIST LUCAS CNTY</b>	939483FM0	775,000	\$108.924	\$844,161.00	\$38,750.00	\$835,054.75	
05.00000% 12/01/2022 FACS CONSTR IMPT GO	CASH						
UNLTD TAX BDS SER. 2020 A							
OH SCH DST CR ENH PG							
UNLIMITED GEN OBLIG							
MOODY'S Aa2							
CPN PMT SEMI-ANNUAL							
ON DEC 01, JUN 01							
Next Interest Payable: 06/01/21							
Accrued Interest	\$3229.17						
Average Unit Cost	\$105.61						
Client Investment	\$835,054.75						
Adjusted Cost Basis						\$818,451.76 D	\$25,709.24
YTD Amortized Premium	\$14,743.14 E						
<b>COLUMBUS OHIO ST CMNTY COLLEGE 00.56700%</b>	19954VAJ6	250,000	\$100.114	\$250,285.00	\$1,417.50	\$250,000.00	
12/01/2024 TAXABLE FACS CONSTR IMPT GO	CASH						
UNLTD TAX BDS SER. 2020 B							
UNLIMITED GEN OBLIG							
MOODY'S Aa1 /S&P AA							
CPN PMT SEMI-ANNUAL							
ON JUN 01, DEC 01							
1ST CPN DTE 06/01/2021							
Next Interest Payable: 06/01/21							
Accrued Interest	\$326.81						
Average Unit Cost	\$100.00						
Client Investment	\$250,000.00						
Adjusted Cost Basis						\$250,000.00 D	\$285.00
<b>Total Municipal Bonds</b>		<b>2,765,000</b>		<b>\$2,870,953.80</b>	<b>\$77,167.50</b>	<b>\$2,837,915.82</b>	<b>\$33,037.98</b>
<b>U.S. Treasury / Agency Securities</b>							
<b>FEDERAL FARM CR BKS BOND 0.42000%</b>	3133ELV68	750,000	\$99.944	\$749,580.00	\$3,150.00	\$750,000.00	
10/16/2023	CASH						
MOODY'S Aaa /S&P AA+							
CPN PMT SEMI-ANNUAL							
ON OCT 16, APR 16							

Fifth Third Securities, Inc.

Account carried with National Financial Services LLC, Member  
NYSE, SIPC

MN \_CEBKHLFHBBKRKNC\_BBBBB 20201231



Statement for the Period December 1, 2020 to December 31, 2020

MEDINA CITY SCHOOLS - Corporation  
Account Number: [REDACTED]



**HOLDINGS > FIXED INCOME** *continued*

Description	Symbol/Cusip Account Type	Quantity	Estimated Price on 12/31/20	Estimated Current Market Value	Estimated Annual Income	Original/Adjusted Cost Basis	Unrealized Gain (Loss)
<b>FEDERAL FARM CR BKS BOND 0.42000%</b>	3133ELV68	<b>continued</b>					
Next Interest Payable: 04/16/21							
CONTINUOUSLY CALLABLE FROM 10/16/2020							
CALLABLE ON 01/06/2021 @ 100.0000							
Accrued Interest \$656.25							
Average Unit Cost \$100.00							
Client Investment \$750,000.00							
Adjusted Cost Basis						\$750,000.00 D	(\$420.00)
<b>FEDERAL NATL MTG ASSN NOTE 0.42000%</b>	3135G06E8	275.000	\$100.01	\$275,027.50	\$1,155.00	\$274,835.00	
11/18/2024	CASH						
MOODY'S Aaa /S&P AA+							
CPN PMT SEMI-ANNUAL							
ON MAY 18, NOV 18							
1ST CPN DTE 05/18/2021							
Next Interest Payable: 05/18/21							
CALLABLE ON 11/18/2022 @ 100.0000							
Accrued Interest \$137.96							
Average Unit Cost \$99.94							
Client Investment \$274,835.00							
Adjusted Cost Basis						\$274,835.00 D	\$192.50
<b>FEDERAL FARM CR BKS BOND 0.61000%</b>	3133EL4W1	1,000,000	\$100.00	\$1,000,000.00	\$6,100.00	\$1,000,000.00	
08/25/2025	CASH						
MOODY'S Aaa /S&P AA+							
CPN PMT SEMI-ANNUAL							
ON FEB 25, AUG 25							
1ST CPN DTE 02/25/2021							
Next Interest Payable: 02/25/21							
CONTINUOUSLY CALLABLE FROM 02/25/2021							
CALLABLE ON 02/25/2021 @ 100.0000							
Accrued Interest \$2135.00							
Average Unit Cost \$100.00							
Client Investment \$1,000,000.00							
Adjusted Cost Basis						\$1,000,000.00 D	
<b>Total U.S. Treasury / Agency Securities</b>		<b>2,025,000</b>		<b>\$2,024,607.50</b>	<b>\$10,405.00</b>	<b>\$2,024,835.00</b>	<b>(\$227.50)</b>
<b>Total Fixed Income</b>		<b>9,395,000</b>		<b>\$9,626,321.98</b>	<b>\$182,584.00</b>	<b>\$9,466,609.12</b>	<b>\$159,712.86</b>
<b>Total Fixed Income Client Investment</b>		<b>\$9,499,374.05</b>					

Fifth Third Securities, Inc.

MN\_CEBKHLFHBBKRKNC\_BBBBB 20201231

Account carried with National Financial Services LLC, Member  
NYSE, SIPC

Statement for the Period December 1, 2020 to December 31, 2020

MEDINA CITY SCHOOLS - Corporation  
Account Number: [REDACTED]



**HOLDINGS > continued**

<b>Total Securities</b>		\$9,626,321.98	\$182,584.00	\$9,466,609.12	\$159,712.86
<b>TOTAL PORTFOLIO VALUE</b>		\$10,277,238.45	\$182,584.00	\$9,466,609.12	\$159,712.86
<b>TOTAL CLIENT INVESTMENT</b>	\$9,499,374.05				

## Activity

NFS-provided cost basis, realized gain (loss) and holding period information may not reflect all adjustments necessary for tax purposes. Please refer to Footnotes and Cost Basis Information at the end of this statement for more information.

**PURCHASES, SALES, AND REDEMPTIONS**

Settlement Date	Account Type	Transaction	Description	Quantity	Amount	Total Cost Basis	Realized Gain (Loss)
<b>Securities Purchased</b>							
12/11/20	CASH	YOU BOUGHT	NEW YORK COMMUNITY BANK CD 0.30000% 12/11/2023 FACT SHEET TO FOLLOW SOLICITED ORDER @ 100	249,000	(\$249,000.00)	\$249,000.00	
<b>Total Securities Purchased</b>					<b>(\$249,000.00)</b>		

**ACTIVITY > CORE FUND ACTIVITY**

For more information about the operation of your core account, please refer to your Customer Agreement.

Settlement Date	Account Type	Transaction	Description	Quantity	Amount
12/01/20	CASH	YOU BOUGHT	FEDERATED HERMES GOVT OBLIGATIONS IS @ 1	50,712.46	(\$50,712.46)
12/11/20	CASH	YOU SOLD	FEDERATED HERMES GOVT OBLIGATIONS IS @ 1	(249,000)	\$249,000.00
12/14/20	CASH	YOU BOUGHT	FEDERATED HERMES GOVT OBLIGATIONS IS @ 1	976.64	(\$976.64)

Fifth Third Securities, Inc.

MN\_CEBKHLFHBBKRKNC\_BBBBB 20201231

Account carried with National Financial Services LLC, Member  
NYSE, SIPC

Statement for the Period December 1, 2020 to December 31, 2020

MEDINA CITY SCHOOLS - Corporation  
Account Number: [REDACTED]



**ACTIVITY > CORE FUND ACTIVITY** *continued*

Settlement Date	Account Type	Transaction	Description	Quantity	Amount
12/15/20	CASH	YOU BOUGHT	FEDERATED HERMES GOVT OBLIGATIONS IS @ 1	739.31	(\$739.31)
12/16/20	CASH	YOU BOUGHT	FEDERATED HERMES GOVT OBLIGATIONS IS @ 1	493.36	(\$493.36)
12/21/20	CASH	YOU BOUGHT	FEDERATED HERMES GOVT OBLIGATIONS IS @ 1	1,016.91	(\$1,016.91)
12/24/20	CASH	YOU BOUGHT	FEDERATED HERMES GOVT OBLIGATIONS IS @ 1	573.9	(\$573.90)
12/28/20	CASH	YOU BOUGHT	FEDERATED HERMES GOVT OBLIGATIONS IS @ 1	443.84	(\$443.84)
12/30/20	CASH	YOU BOUGHT	FEDERATED HERMES GOVT OBLIGATIONS IS @ 1	855.82	(\$855.82)
12/31/20	CASH	YOU SOLD	FEDERATED HERMES GOVT OBLIGATIONS IS @ 1	(55,812.24)	\$55,812.24
<b>TOTAL CORE FUND ACTIVITY</b>					<b>\$249,000.00</b>

**ACTIVITY > ADDITIONS AND WITHDRAWALS > OTHER ADDITIONS AND WITHDRAWALS**

Date	Account Type	Transaction	Description	Quantity	Amount
<b>Other Additions and Withdrawals</b>					
12/31/20	CASH	WIRE TRANS TO BANK	WD62413608 THE HUNTINGTON NATIONAL BANK [REDACTED]		(\$55,812.24)
<b>Total Other Additions and Withdrawals</b>					<b>(\$55,812.24)</b>
<b>TOTAL ADDITIONS AND WITHDRAWALS</b>					<b>(\$55,812.24)</b>

Fifth Third Securities, Inc.

MN\_CEBKHLFHBBKRKNC\_BBBBB 20201231

Account carried with National Financial Services LLC, Member  
NYSE, SIPC

Statement for the Period December 1, 2020 to December 31, 2020

MEDINA CITY SCHOOLS - Corporation  
Account Number: [REDACTED]



ACTIVITY > INCOME > TAXABLE INCOME

Settlement Date	Account Type	Transaction	Description	Quantity	Amount
<b>Taxable Dividends</b>					
11/30/20	CASH	DIVIDEND RECEIVED	FEDERATED HERMES GOVT OBLIGATIONS IS DIVIDEND RECEIVED		\$2.05
<b>Total Taxable Dividends</b>					<b>\$2.05</b>
<b>Taxable Interest</b>					
12/12/20	CASH	INTEREST	FIRSTTRUST SVGS BK PA CD 2.55000% 09/13/2021		\$513.49
12/13/20	CASH	INTEREST	PRIME ALLIANCE BANK W CD 2.30000% 03/15/2021		\$463.15
12/15/20	CASH	INTEREST	CFBANK FAIRLAWN OH CD 2.80000% 03/15/2024		\$540.82
12/15/20	CASH	INTEREST	EVERGREEN BK GROUP ILL CD 1.05000% 04/17/2023		\$198.49
12/16/20	CASH	INTEREST	MEDALLION BK UTAH CD 2.45000% 02/16/2022		\$493.36
12/19/20	CASH	INTEREST	NORTHPOINTE BK GRAND RAPIDS MI CD 2.55000% 07/19/2021		\$513.49
12/21/20	CASH	INTEREST	KS STATEBANK MANHATTAN KS CD 2.50000% 06/21/2021		\$503.42
12/24/20	CASH	INTEREST	CELTIC BK SALT LAKE CITY UTAH CD 2.85000% 08/24/2021		\$573.90
12/28/20	CASH	INTEREST	STATE BK REESEVILLE WIS CD 2.25000% 06/28/2024		\$443.84
12/30/20	CASH	INTEREST	FIRST & FMRS BK PORTLAND ND CD 2.40000% 05/30/2024		\$483.29
12/30/20	CASH	INTEREST	WELLS FARGO NATL BK WEST LAS V CD 1.85000% 12/30/2022		\$372.53
<b>Total Taxable Interest</b>					<b>\$5,099.78</b>
<b>Total Taxable Income</b>					<b>\$5,101.83</b>

Fifth Third Securities, Inc.

MN\_CEBKHLFHBBKRKNC\_BBBBB 20201231

Account carried with National Financial Services LLC, Member  
NYSE, SIPC

Statement for the Period December 1, 2020 to December 31, 2020

MEDINA CITY SCHOOLS - Corporation  
Account Number: [REDACTED]



ACTIVITY > INCOME > NON-TAXABLE INCOME

Settlement Date	Account Type	Transaction	Description	Quantity	Amount
<b>Muni Tax Exempt Interest</b>					
12/01/20	CASH	MUNI EXEMPT INT	WASHINGTON OHIO LOC SCH DIST LUCAS CNTY 05.00000% 12/01/2021 FACS CONSTR IMPT GO UNLTD TAX BDS SER. 2020 A		\$24,769.44
12/01/20	CASH	MUNI EXEMPT INT	WASHINGTON OHIO LOC SCH DIST LUCAS CNTY 05.00000% 12/01/2022 FACS CONSTR IMPT GO UNLTD TAX BDS SER. 2020 A		\$25,940.97
<b>Total Muni Tax Exempt Interest</b>					<b>\$50,710.41</b>
<b>Total Non-Taxable Income</b>					<b>\$50,710.41</b>
<b>TOTAL INCOME</b>					<b>\$55,812.24</b>

## Footnotes and Cost Basis Information

Amortization, accretion and similar adjustments to cost basis have been provided for many fixed income securities (and some bond-like equities), however, they are not provided for certain types, such as short-term instruments, Unit Investment Trusts, foreign fixed income securities, or those that are subject to early prepayment of principal (pay downs). Where current year premium or acquisition premium amortization is provided, the prior years' cumulative amortization is reflected in the adjusted cost basis, but we cannot provide a breakdown or the total of such prior amortization amounts.

NFS is required to report certain cost basis and related information to the IRS on the Form 1099-B. Your official 1099-B forms for certain transactions will reflect which lots have been sold for tax purposes. To apply a specific identification cost basis method to 1099-B reporting, appropriate instructions must be on file with NFS or be received by NFS before the trade has settled. Absent such instructions, NFS determines cost basis at the time of sale based on its default methods of average cost for open-end mutual funds and first-in, first-out (FIFO) for all other (including ETFs) unless your broker dealer has elected to use another default method. NFS applies FIFO (or other disposal method, if applicable) based on its records, which may be different from yours. For transactions that are not subject to 1099-B cost basis reporting, you should refer to your trade confirmations and other applicable records to determine which lots were considered sold for tax purposes.

While NFS must meet IRS requirements with respect to certain information required to be reported to the IRS, NFS-provided cost basis, realized gain and loss, and holding period information may not reflect all adjustments necessary for your tax reporting purposes. NFS makes no warranties with respect to and specifically disclaims any liability arising out of a customer's use of, or any tax position taken in reliance upon, such information.

For investments in partnerships, NFS does not make any adjustments to cost basis information as the calculation of basis in such investments requires supplemental information from the partnership on its income and distributions during the period you held your investment. Partnerships usually provide this additional information on a Form K-1 issued by April 15th of the following year.

Fifth Third Securities, Inc.

Account carried with National Financial Services LLC, Member  
NYSE, SIPC

MN\_CEBKHLFHBBKRKNC\_BBBBB 20201231

# Brokerage

## Account Statement

December 1, 2020 - December 31, 2020

Account Number [REDACTED]

MEDINA CITY SCHOOLS  
739 WEYMOUTH RD  
MEDINA OH 44256-2037

### Portfolio at a Glance

	This Period
<b>BEGINNING ACCOUNT VALUE</b>	<b>\$14,487,599.26</b>
Withdrawals (Cash & Securities)	-1,007,577.42
Dividends, Interest and Other Income	12,238.42
<b>Net Change in Portfolio<sup>1</sup></b>	<b>-15,146.13</b>
<b>ENDING ACCOUNT VALUE</b>	<b>\$13,477,114.13</b>
Estimated Annual Income	\$180,880.75

<sup>1</sup> Net Change in Portfolio is the difference between the ending account value and beginning account value after activity.

### Asset Summary

Percent	Asset Type	Last Period	This Period
1%	Cash, Money Funds, and Bank Deposits	8,297.86	4,958.86
99%	Fixed Income	14,479,301.40	13,472,155.27
100%	<b>Account Total</b>	<b>\$14,487,599.26</b>	<b>\$13,477,114.13</b>

Please review your allocation periodically with your Account Executive.

### Client Service Information

**Your Account Executive:** ATT  
ANDREW CARDINALI

**Contact Information**  
**E-Mail Address:**  
customerservice@mbssecurities.com

**Client Service Information**  
**Service Hours:** Weekdays 09:00 a.m. - 05:00 p.m. (EST)  
**Client Service Telephone Number:** (800) 967-9045  
**Web Site:** WWW.MBSSECURITIES.COM



## Your Account Information

### INVESTMENT OBJECTIVE

Investment Objective: NONE SPECIFIED

Please discuss your investment objective with your Account Executive.

### TAX LOT DEFAULT DISPOSITION METHOD

Default Method for Mutual Funds: First In First Out  
 Default Method for Stocks in a Dividend Reinvestment Plan: First In First Out  
 Default Method for all Other Securities: First In First Out

### BOND AMORTIZATION ELECTIONS

Amortize premium on taxable bonds based on Constant Yield Method: Yes  
 Accrual market discount method for all other bond types: Constant Yield Method  
 Include market discount in income annually: No

### ELECTRONIC DELIVERY

Your electronic delivery selections for account communications are listed below:

#### Electronic Delivery

Enrollment	Communication
<input checked="" type="checkbox"/>	Statements and Reports
<input checked="" type="checkbox"/>	Trade Confirmations
<input checked="" type="checkbox"/>	Tax Documents
<input checked="" type="checkbox"/>	Notifications
<input checked="" type="checkbox"/>	Prospectus
<input checked="" type="checkbox"/>	Proxy/Shareholder Communications

You have not enrolled any of the above documents for electronic delivery. Please log in to your account or contact your Account Executive to make any changes to your electronic delivery preferences.

## Income and Expense Summary

	Current Period		Year-to-Date	
	Taxable	Non Taxable	Taxable	Non Taxable
<b>Interest Income</b>				
Bond Interest	186.00	0.00	1,296.00	0.00
Other Interest	12,052.42	0.00	297,093.40	0.00
<b>Total Income</b>	<b>\$12,238.42</b>	<b>\$0.00</b>	<b>\$298,389.40</b>	<b>\$0.00</b>

## Accrued Interest Summary

	Current Period		Year-to-Date	
	Taxable	Non Taxable	Taxable	Non Taxable
<b>Accrued Interest Paid</b>				
Certificates of Deposit	0.00	0.00	-67.21	0.00
U.S. Government Bonds	0.00	0.00	-16.03	0.00
<b>Total Accrued Interest Paid</b>	<b>\$0.00</b>	<b>\$0.00</b>	<b>-\$83.24</b>	<b>\$0.00</b>

December 1, 2020 - December 31, 2020  
 MEDINA CITY SCHOOLS

## Portfolio Holdings

Description	Quantity	Opening Balance	Closing Balance	Accrued Income	30-Day Yield	
<b>CASH, MONEY FUNDS AND BANK DEPOSITS 1.00% of Portfolio</b>						
<b>Cash Balance</b>		8,297.86	4,958.86			
<b>TOTAL CASH, MONEY FUNDS AND BANK DEPOSITS</b>		<b>\$8,297.86</b>	<b>\$4,958.86</b>	<b>\$0.00</b>		
Description	Quantity	Market Price	Market Value	Accrued Interest	Estimated Annual Income	Estimated Yield
<b>FIXED INCOME 99.00% of Portfolio</b> <i>(In Maturity Date Sequence)</i>						
<b>Certificates of Deposit</b>						
DISCOVER BK GREENWOOD DEL CTF DEP 2.500% 02/01/21 DTD 01/31/18 ACT/365 Security Identifier: 254673LX2	246,000.000	100.2180	246,536.28	2,577.95	6,150.00	2.49%
FIRST NATL BK MCGREGOR TEX CTF DEP 2.650% 02/01/21 DTD 01/31/19 ACT/365 1ST CPN DTE 02/28/19 Security Identifier: 32112UCU3	245,000.000	100.2310	245,565.95	0.00	6,492.50	2.64%
CAPITAL BK N A ROCKVILLE MD CTF DEP 2.600% 03/12/21 DTD 03/13/19 ACT/365 1ST CPN DTE 04/13/19 Security Identifier: 139805AQ8	248,000.000	100.4960	249,230.08	317.98	6,448.00	2.58%
CITIBANK NATL ASSN SIOUX FALLS S D CTF DEP 2.700% 03/29/21 DTD 03/29/18 ACT/365 Security Identifier: 17312QH77	246,000.000	100.6480	247,594.08	1,692.35	6,642.00	2.68%
SYNCHRONY BK RETAIL CTF DEP FIDELITY INSTL CTF DEP 2.700% 04/13/21 DTD 04/13/18 ACT/365 Security Identifier: 87165FUN2	246,000.000	100.7590	247,867.14	1,437.58	6,642.00	2.67%
TOWNEBANK PORTSMOUTH VA CTF DEP 2.800% 04/30/21 DTD 04/30/18 ACT/365 1ST CPN DTE 10/30/18 Security Identifier: 89214PBL2	246,000.000	100.9190	248,260.74	1,170.02	6,888.00	2.77%
FEDERAL SVGS BK CHICAGO IL CTF DEP 2.500% 05/28/21 DTD 05/30/19 ACT/365 1ST CPN DTE 06/30/19 Security Identifier: 313812DA4	248,000.000	101.0180	250,524.64	0.00	6,200.00	2.47%
CTBC BK CORP USA LOS ANGELES CALIF CTF DEP 3.000% 06/15/21 DTD 06/15/18 ACT/365 Security Identifier: 12651HAB5	246,000.000	101.3650	249,357.90	323.51	7,380.00	2.95%
HERITAGE BK HOPKINSVILLE KY CTF DEP 3.000% 06/21/21 DTD 06/19/18 ACT/365 Security Identifier: 42724JEG6	248,000.000	101.4060	251,486.88	244.60	7,440.00	2.95%

## Portfolio Holdings (continued)

Description	Quantity	Market Price	Market Value	Accrued Interest	Estimated Annual Income	Estimated Yield
<b>FIXED INCOME (continued)</b>						
<b>Certificates of Deposit (continued)</b>						
CHIPPEWA VY BK WINTER WIS CTF DEP 3.000% 07/06/21 DTD 07/06/18 ACT/365 1ST CPN DTE 08/06/18 Security Identifier: 169894AP7	248,000.000	101.5300	251,794.40	509.59	7,440.00	2.95%
BMW BK NORTH AMER SALT LAKE CITY UTAH CTF DEP 3.000% 07/13/21 DTD 07/13/18 ACT/365 Security Identifier: 05580ANK6	246,000.000	101.5870	249,904.02	3,457.48	7,380.00	2.95%
MORGAN STANLEY PRIVATE BK NATL ASSN PUR N Y CTF DEP 2.100% 08/09/21 DTD 08/08/19 ACT/365 Security Identifier: 61760AS83	248,000.000	101.2590	251,122.32	2,068.93	5,208.00	2.07%
MAIN STR BK CORP WHEELING WV CTF DEP 2.950% 02/01/22 DTD 02/01/19 ACT/365 1ST CPN DTE 05/01/19 Security Identifier: 56034WAS0	248,000.000	103.1450	255,799.60	1,202.63	7,316.00	2.86%
UBS BK USA SALT LAKE CITY UT CTF DEP 1.000% 03/11/22 B/E DTD 03/11/20 ACT/365 1ST CPN DTE 04/11/20 Security Identifier: 90348JSW1	248,000.000	101.1180	250,772.64	135.89	2,480.00	0.98%
PINNACLE BK NASHVILLE TENN CTF DEP ACT/365 1.000% 05/06/22 B/E DTD 05/06/20 ACT/365 Security Identifier: 72345SKR1	248,000.000	101.2510	251,102.48	373.70	2,480.00	0.98%
DELTA NATL BK & TR CO NEW YORK NY CTF DEP 1.100% 08/03/22 B/E DTD 03/30/20 ACT/365 Security Identifier: 24773RBM6	91,000.000	101.6220	92,476.02	252.31	1,001.00	1.08%
CAPITAL ONE NATL ASSN MCLEAN VA CTF DEP 2.050% 08/15/22 DTD 08/14/19 ACT/365 Security Identifier: 14042RMX6	248,000.000	103.1960	255,926.08	1,936.10	5,084.00	1.98%
LAKELAND BK NFLD N J CTF DEP 1.100% 09/30/22 B/E DTD 03/30/20 ACT/365 1ST CPN DTE 09/30/20 Security Identifier: 511640AX2	248,000.000	101.7650	252,377.20	687.61	2,728.00	1.08%
SYNOVUS BK COLUMBUS GA CTF DEP 1.400% 10/17/22 B/E DTD 04/17/20 ACT/365 1ST CPN DTE 10/17/20 Security Identifier: 87164DRV4	248,000.000	102.3470	253,820.56	713.42	3,472.00	1.36%
SALLIE MAE BK SALT LAKE CITY UT CTF DEP 2.650% 01/31/23 DTD 01/31/18 ACT/365 1ST CPN DTE 07/31/18 Security Identifier: 795450J71	246,000.000	105.2930	259,020.78	2,732.62	6,519.00	2.51%
EAGLEBANK BETHESDA MD CTF DEP 1.650% 03/06/23 DTD 03/06/20 ACT/365 1ST CPN DTE 04/06/20 Security Identifier: 27002YEV4	248,000.000	103.3420	256,288.16	280.27	4,092.00	1.59%
LIVE OAK BKG CO WILMINGTON N C CTF DEP 1.550% 03/06/23 DTD 03/06/20 ACT/365 Security Identifier: 538036JZ8	100,000.000	103.1240	103,124.00	127.40	1,550.00	1.50%

December 1, 2020 - December 31, 2020  
MEDINA CITY SCHOOLS

**Portfolio Holdings (continued)**

Description	Quantity	Market Price	Market Value	Accrued Interest	Estimated Annual Income	Estimated Yield
<b>FIXED INCOME (continued)</b>						
<b>Certificates of Deposit (continued)</b>						
AMERICAN EXPRESS NATL BK BROKED INTL CTF DEP PROGRAM INSTL CTF DEP 1.450% 03/31/23 B/E DTD 03/31/20 Security Identifier: 02589AB50	248,000.000	102.9810	255,392.88	906.39	3,596.00	1.40%
BANK LEUMI USA NEW YORK N Y CTF DEP 1.450% 03/31/23 B/E DTD 03/31/20 ACT/365 1ST CPN DTE 09/30/20 Security Identifier: 063248KR8	248,000.000	102.9810	255,392.88	906.39	3,596.00	1.40%
NORTHSTAR BK BAD AXE MICH CTF DEP 1.150% 03/31/23 B/E DTD 03/31/20 ACT/365 1ST CPN DTE 04/30/20 Security Identifier: 66704MEQ0	248,000.000	102.3100	253,728.80	0.00	2,852.00	1.12%
FIRST NATL BK OF MICH KALAMAZOO CTF DEP 1.250% 04/10/23 B/E DTD 04/09/20 ACT/365 Security Identifier: 32114VBZ9	247,000.000	100.3230	247,797.81	186.10	3,087.50	1.24%
M Y SAFRA BK FSB NEW YORK N Y CTF DEP 0.250% 05/26/23 B/E DTD 11/27/20 ACT/365 CALLABLE 05/27/21 Security Identifier: 55406JBL5	248,000.000	100.0830	248,205.84	57.75	620.00	0.24%
BMO HARRIS BK NATL ASSN CHICAGO ILL CTF DEP 0.600% 06/26/23 B/E DTD 06/26/20 ACT/365 Security Identifier: 05600XAA8	246,000.000	99.5300	244,843.80	20.22	1,476.00	0.60%
INVESTORS CMNTY BK MANITOWOC WIS CTF DEP 0.400% 06/26/23 B/E DTD 06/24/20 ACT/365 Security Identifier: 46147UUC2	246,000.000	100.0220	246,054.12	18.87	984.00	0.39%
LIVE OAK BKG CO WILMINGTON N C CTF DEP 1.600% 09/06/23 DTD 03/06/20 ACT/365 Security Identifier: 538036KB9	147,000.000	103.8560	152,668.32	193.32	2,352.00	1.54%
BANK HAPOLIM B M NEW YORK BRH CTF DEP 0.300% 09/14/23 B/E DTD 09/14/20 ACT/365 1ST CPN DTE 03/14/21 Security Identifier: 06251A2E9	246,000.000	100.3720	246,915.12	218.37	738.00	0.29%
NICOLET NATL BK GREENBAY WIS CTF DEP ACT/365 1.100% 09/27/23 B/E DTD 03/27/20 ACT/365 Security Identifier: 654062JG4	248,000.000	100.2550	248,632.40	29.90	2,728.00	1.09%
BANKWEST INC PIERRE S D CTF DEP 1.250% 10/24/23 B/E DTD 04/24/20 ACT/365 1ST CPN DTE 05/15/20 Security Identifier: 06652CHH7	248,000.000	103.0310	255,516.88	135.89	3,100.00	1.21%

## Portfolio Holdings (continued)

Description	Quantity	Market Price	Market Value	Accrued Interest	Estimated Annual Income	Estimated Yield
<b>FIXED INCOME (continued)</b>						
<b>Certificates of Deposit (continued)</b>						
NEW YORK CMNTY BK WESTBURY NEW YORK CTF DEP 0.300% 11/09/23 B/E DTD 11/09/20 ACT/365 Security Identifier: 649447UE7	248,000.000	100.3570	248,885.36	105.99	744.00	0.29%
DELTA NATL BK & TR CO NEW YORK NY CTF DEP 1.200% 03/04/24 B/E DTD 03/31/20 ACT/365 Security Identifier: 24773RBN4	141,000.000	103.1520	145,444.32	426.48	1,692.00	1.16%
PREFERRED BK LOS ANGELES CALIF CTF DEP 1.100% 03/27/24 DTD 03/27/20 ACT/365 Security Identifier: 740367KG1	227,000.000	102.8650	233,503.55	27.36	2,497.00	1.06%
PACIFIC WESTN BK BEVERLY HILLS CALIF CTF DEP 1.300% 04/16/24 B/E DTD 04/16/20 ACT/365 Security Identifier: 69506YRH4	248,000.000	103.5460	256,794.08	671.30	3,224.00	1.25%
CENTERSTATE BK FLA NA WINTERHAVEN FL CTF DEP 1.050% 04/30/24 B/E DTD 04/30/20 ACT/365 Security Identifier: 15201QDH7	248,000.000	102.7440	254,805.12	442.32	2,604.00	1.02%
TEXAS EXCHANGE BK SSB CROWLEY CTF DEP 0.850% 05/20/24 B/E DTD 05/20/20 ACT/365 CALLABLE 01/20/21 Security Identifier: 88241THF0	248,000.000	100.0420	248,104.16	63.53	2,108.00	0.84%
LINCOLN SVGS BK REINBECK IOWA CTF DEP CT/365 0.600% 06/24/24 B/E DTD 06/24/20 ACT/365 Security Identifier: 534732AV4	248,000.000	100.0350	248,086.80	28.54	1,488.00	0.59%
FIRST KEYSTONE CMNTY BK BERWICK PA CTF DEP 0.600% 06/28/24 B/E DTD 06/30/20 ACT/365 Security Identifier: 32065RAK1	248,000.000	100.0440	248,109.12	4.08	1,488.00	0.59%
FLAGSTAR BK FSB TROY MICH CTF DEP 0.500% 07/17/24 B/E DTD 07/17/20 ACT/365 1ST CPN DTE 01/17/21 Security Identifier: 33847E3V7	248,000.000	100.8940	250,217.12	567.34	1,240.00	0.49%
FIRST NATL BK SYRACUSE JOHNSON KANS CTF DEP 1.950% 09/18/24 DTD 09/18/19 ACT/365 Security Identifier: 334342CF7	248,000.000	100.0890	248,220.72	172.24	4,836.00	1.94%
MAGNOLIA BK INC KY CTF DEP 0.400% 10/30/24 B/E DTD 10/30/20 ACT/365 CALLABLE 04/30/21 Security Identifier: 559582AK7	247,000.000	100.1200	247,296.40	2.71	988.00	0.39%
COMMERCIAL BK WEST LIBERTY KY CTF DEP 1.100% 03/17/25 DTD 03/17/20 ACT/365 CALLABLE 01/17/21 Security Identifier: 201525AC6	248,000.000	100.0460	248,114.08	104.64	2,728.00	1.09%
FIRST OKLA BK JENKS CTF DEP 0.950% 05/15/25 B/E DTD 05/15/20 ACT/365 CALLABLE 01/15/21 Security Identifier: 335857BX5	245,000.000	100.0350	245,085.75	102.03	2,327.50	0.94%





December 1, 2020 - December 31, 2020  
MEDINA CITY SCHOOLS

**Portfolio Holdings (continued)**

Description	Quantity	Market Price	Market Value	Accrued Interest	Estimated Annual Income	Estimated Yield
<b>FIXED INCOME (continued)</b>						
<b>Certificates of Deposit (continued)</b>						
STATE BK INDIA CHICAGO ILL CTF DEP 0.950% 07/10/25 B/E DTD 07/10/20 ACT/365 1ST CPN DTE 01/10/21 Security Identifier: 856283P26	246,000.000	102.5050	252,162.30	1,114.08	2,337.00	0.92%
BANK BARODA NEW YORK BRH CTF DEP 0.650% 07/22/25 B/E DTD 07/22/20 ACT/365 1ST CPN DTE 01/22/21 Security Identifier: 06063HMT7	246,000.000	101.1420	248,809.32	709.69	1,599.00	0.64%
JPMORGAN CHASE BK NA COLUMBUS OHIO CTF DEP 0.300% 10/16/25 B/E DTD 10/16/20 ACT/365 Security Identifier: 48128UNJ4	248,000.000	98.3200	243,833.60	154.92	744.00	0.30%
<b>Total Certificates of Deposit</b>	11,586,000.000		\$11,742,572.60	\$29,612.39	\$174,806.50	
<b>U.S. Government Bonds</b>						
FEDERAL AGRIC MTG CORP MEDIUM TERM NTS FED 0.260% 09/29/23 B/E DTD 09/29/20 CALLABLE 03/29/21 Security Identifier: 31422BW97	740,000.000	99.8740	739,067.60	491.69	1,924.00	0.26%
FEDERAL HOME LN MTG CORP MEDIUM TERM NTS FED 0.300% 12/29/23 B/E DTD 09/29/20 CALLABLE 12/29/21 Moody Rating Aaa Security Identifier: 3134GWTY2	248,000.000	100.0060	248,014.88	4.13	744.00	0.29%
FEDERAL HOME LN MTG CORP MEDIUM TERM NTS FED 0.375% 03/25/24 B/E DTD 09/25/20 CALLABLE 03/25/21 Moody Rating Aaa Security Identifier: 3134GWU79	495,000.000	99.8850	494,430.75	495.00	1,856.25	0.37%
FEDERAL HOME LN MTG CORP MEDIUM TERM NTS FED 0.625% 09/15/25 B/E DTD 09/15/20 CALLABLE 09/15/21 Moody Rating Aaa Security Identifier: 3134GWB70	248,000.000	100.0280	248,069.44	456.39	1,550.00	0.62%
<b>Total U.S. Government Bonds</b>	1,731,000.000		\$1,729,582.67	\$1,447.21	\$6,074.25	
<b>TOTAL FIXED INCOME</b>	13,317,000.000		\$13,472,155.27	\$31,059.60	\$180,880.75	
<b>Total Portfolio Holdings</b>				<b>Accrued Interest</b>	<b>Estimated Annual Income</b>	
				<b>Market Value</b>		
				\$13,477,114.13	\$31,059.60	\$180,880.75

## Portfolio Holdings Disclosures

### Pricing

This section includes the net market value of the securities in your account on a settlement date basis, including short positions, at the close of the statement period. The market prices, unless otherwise noted, have been obtained from independent vendor services, which we believe to be reliable. Market prices do not constitute a bid or an offer, and may differ from the actual sale price. Securities for which a price is not available are marked "N/A" and are omitted from the Total.

THE AS OF PRICE DATE ONLY APPEARS WHEN THE PRICE DATE DOES NOT EQUAL THE STATEMENT DATE.

### Estimated Annual Figures

The estimated annual income (EAI) and estimated annual yield (EAY) figures are estimates and for informational purposes only. These figures are not considered to be a forecast or guarantee of future results. These figures are computed using information from providers believed to be reliable; however, no assurance can be made as to the accuracy. Since interest and dividend rates are subject to change at any time, and may be affected by current and future economic, political, and business conditions, they should not be relied on for making investment, trading, or tax decisions. These figures assume that the position quantities, interest and dividend rates, and prices remain constant. A capital gain or return of principal may be included in the figures for certain securities, thereby overstating them. Refer to [www.pershing.com/disclosures](http://www.pershing.com/disclosures) for specific details as to formulas used to calculate the figures. Accrued interest represents interest earned but not yet received.

### Reinvestment

The dollar amount of Mutual Fund distributions, Money Market Fund dividend income, Bank Deposit interest income, or dividends for other securities shown on your statement may have been reinvested. You will not receive confirmation of these reinvestments. Upon written request to your financial institution, information pertaining to these transactions, including the time of execution and the name of the person from whom your security was purchased, may be obtained. In dividend reinvestment transactions, Pershing acts as your agent and receives payment for order flow.

### Option Disclosure

Information with respect to commissions and other charges incurred in connection with the execution of option transactions has been included in confirmations previously furnished to you. A summary of this information is available to you promptly upon your written request directed to your introducing firm. In order to assist your introducing firm in maintaining current background and financial information concerning your option accounts, please promptly advise them in writing of any material change in your investment objectives or financial situation. Expiring options which are valuable are exercised automatically pursuant to the exercise by exception procedure of the Options Clearing Corporation. Additional information regarding this procedure is available upon written request to your introducing firm.

### Certificates of Deposit

Certificates of Deposit acquired through the Certificate of Deposit Account Registry Service ("CDARS") and held in your brokerage account are subject to Securities Investor Protection Corporation (SIPC) coverage. Please see additional information about SIPC under Important Information and Disclosures on this statement.

Please be advised that the secondary market for CDs is generally illiquid; the actual value of CDs may be different from their purchase price; and a significant loss of principal could result if your CDs are sold prior to maturity. In the event that the CDs listed above do not indicate a market valuation, an accurate market value could not be determined. In the event that a price is listed above for your CDs, Pershing has obtained a price from sources deemed to be reliable or has priced your CDs using a matrix formula. Prices are estimates and the actual value you may obtain for your CD may be different if you elect to sell your CD in the secondary market.

### Foreign Currency Transactions

Pershing will execute foreign currency transactions as principal for your account. Pershing may automatically convert foreign currency to or from U.S. dollars for dividends and similar corporate action transactions unless you instruct your financial organization otherwise. Pershing's currency conversion rate will not exceed the highest interbank conversion rate identified from customary banking sources on the conversion date or the prior business day, increased by up to 1%, unless a particular rate is required by applicable law. Your financial organization may also increase the currency conversion rate. This conversion rate may differ from rates in effect on the date you executed a transaction, incurred a charge, or received a credit. Transactions converted by agents (such as depositories) will be billed at the rates such agents use.

### Proxy Vote

Securities not fully paid for in your margin account may be lent by Pershing to itself or others in accordance with the terms outlined in the Margin Agreement. The right to vote your shares held on margin may be reduced by the amount of shares on loan. The Proxy Voting Instruction Form sent to you may reflect a smaller number of shares entitled to vote than

December 1, 2020 - December 31, 2020  
MEDINA CITY SCHOOLS

**Portfolio Holdings Disclosures (continued)**

Proxy Vote (continued)  
the number of shares in your margin account.

**Activity Summary** (All amounts shown are in base currency)

	Credits This Period	Debits This Period	Net This Period	Credits Year-to-Date	Debits Year-to-Date	Net Year-to-Date
<b>Securities</b>						
Securities Bought	0.00	0.00	0.00	0.00	-12,831,713.24	-12,831,713.24
<b>Total Securities</b>	<b>\$0.00</b>	<b>\$0.00</b>	<b>\$0.00</b>	<b>\$0.00</b>	<b>-\$12,831,713.24</b>	<b>-\$12,831,713.24</b>
<b>Dividends and Interest</b>	<b>\$12,772.05</b>	<b>-\$533.63</b>	<b>\$12,238.42</b>	<b>\$307,211.13</b>	<b>-\$8,821.73</b>	<b>\$298,389.40</b>
<b>Distributions</b>	<b>\$992,000.00</b>	<b>\$0.00</b>	<b>\$992,000.00</b>	<b>\$14,597,000.00</b>	<b>\$0.00</b>	<b>\$14,597,000.00</b>
<b>Cash</b>						
Withdrawals	0.00	-1,007,577.42	-1,007,577.42	0.00	-14,901,857.93	-14,901,857.93
Deposits	0.00	0.00	0.00	12,833,349.71	0.00	12,833,349.71
<b>Total Cash</b>	<b>\$0.00</b>	<b>-\$1,007,577.42</b>	<b>-\$1,007,577.42</b>	<b>\$12,833,349.71</b>	<b>-\$14,901,857.93</b>	<b>-\$2,068,508.22</b>
<b>Totals</b>	<b>\$1,004,772.05</b>	<b>-\$1,008,111.05</b>	<b>-\$3,339.00</b>	<b>\$27,737,560.84</b>	<b>-\$27,742,392.90</b>	<b>-\$4,832.06</b>

**Transactions by Type of Activity**

Process/ Settlement Date	Trade/ Transaction Date	Activity Type	Description	Quantity	Price	Accrued Interest	Amount	Currency
<b>Dividends and Interest</b>								
12/01/20		BOND INTEREST RECEIVED 538036J28	100000 LIVE OAK BKG CO WILMINGTON N C CTF DEP 1.550% 03/06/23 DTD 03/06/20 RD 11/16 PD 12/01/20				127.40	USD
12/01/20		BOND INTEREST RECEIVED 538036KB9	147000 LIVE OAK BKG CO WILMINGTON N C CTF DEP 1.600% 09/06/23 DTD 03/06/20 RD 11/16 PD 12/01/20				193.31	USD
12/02/20		BOND INTEREST RECEIVED 32112UCU3	245000 FIRST NATL BK MCGREGOR TEX CTF DEP 2.650% 02/01/21 DTD 01/31/19 RD 11/15 PD 11/30/20				533.63	USD
12/07/20		BOND INTEREST RECEIVED 169894AP7	248000 CHIPPEWA VY BK WINTER WIS CTF DEP 3.000% 07/06/21 DTD 07/06/18 RD 11/21 PD 12/06/20				611.51	USD



## Transactions by Type of Activity (continued)

Process/ Settlement Date	Trade/ Transaction Date	Activity Type	Description	Quantity	Price	Accrued Interest	Amount	Currency
<b>Dividends and Interest (continued)</b>								
12/07/20		BOND INTEREST RECEIVED 27002YEV4	248000 EAGLEBANK BETHESDA MD CTF DEP 1.650% 03/06/23 DTD 03/06/20 RD 11/21 PD 12/06/20				336.33	USD
12/09/20		BOND INTEREST RECEIVED 32114VBZ9	247000 FIRST NATL BK OF MICH KALAMAZOO CTF DEP 1.250% 04/10/23 B/E DTD 04/09/20 RD 11/24 PD 12/09/20				253.77	USD
12/11/20		BOND INTEREST RECEIVED 90348JSW1	248000 UBS BK USA SALT LAKE CITY UT CTF DEP 1.000% 03/11/22 B/E DTD 03/11/20 RD 11/26 PD 12/11/20				203.84	USD
12/14/20		BOND INTEREST RECEIVED 139805AQ8	248000 CAPITAL BK N A ROCKVILLE MD CTF DEP 2.600% 03/12/21 DTD 03/13/19 RD 11/28 PD 12/13/20				529.97	USD
12/14/20		BOND INTEREST RECEIVED 32110YNL5	248000 FIRST NATL BK AMER EAST LANSING MICH CTF DEP 1.900% 12/13/24 B/E DTD 12/13/19 CLB RD 11/28 PD 12/13/20				387.29	USD
12/15/20		BOND INTEREST RECEIVED 06652CHH7	248000 BANKWEST INC PIERRE S D CTF DEP 1.250% 10/24/23 B/E DTD 04/24/20 RD 11/30 PD 12/15/20				254.79	USD
12/15/20		BOND INTEREST RECEIVED 12651HAB5	246000 CTBC BK CORP USA LOS ANGELES CALIF CTF DEP 3.000% 06/15/21 DTD 06/15/18 RD 11/30 PD 12/15/20				3,700.11	USD
12/15/20		BOND INTEREST RECEIVED 335857BX5	245000 FIRST OKLA BK JENKS CTF DEP 0.950% 05/15/25 B/E DTD 05/15/20 CLB RD 11/30 PD 12/15/20				191.30	USD
12/17/20		BOND INTEREST RECEIVED 201525AC6	248000 COMMERCIAL BK WEST LIBERTY KY CTF DEP 1.100% 03/17/25 DTD 03/17/20 CLB RD 12/02 PD 12/17/20				224.22	USD
12/18/20		BOND INTEREST RECEIVED 334342CF7	248000 FIRST NATL BK SYRACUSE JOHNSON KANS CTF DEP 1.950% 09/18/24 DTD 09/18/19 RD 12/03 PD 12/18/20				397.48	USD
12/21/20		BOND INTEREST RECEIVED 42724JEG6	248000 HERITAGE BK HOPKINSVILLE KY CTF DEP 3.000% 06/21/21 DTD 06/19/18 RD 12/04 PD 12/19/20				611.51	USD
12/21/20		BOND INTEREST RECEIVED 88241THF0	248000 TEXAS EXCHANGE BK SSB CROWLEY CTF DEP 0.850% 05/20/24 B/E DTD 05/20/20 CLB RD 12/05 PD 12/20/20				173.26	USD
12/24/20		BOND INTEREST RECEIVED 46147UUC2	246000 INVESTORS CMNTY BK MANITOWOC WIS CTF DEP 0.400% 06/26/23 B/E DTD 06/24/20 CLB RD 12/09 PD 12/24/20				80.88	USD
12/24/20		BOND INTEREST RECEIVED 534732AV4	248000 LINCOLN SVGS BK REINBECK IOWA CTF DEP CT/365 0.600% 06/24/24 B/E DTD 06/24/20 CLB RD 12/09 PD 12/24/20				122.30	USD
12/24/20		BOND INTEREST RECEIVED 84223QAL1	248000 SOUTHERN BANCORP BK ARKADDELPHIA ARK CTF DEP 0.650% 06/24/25 B/E DTD 06/24/20 CLB RD 12/09 PD 12/24/20				132.49	USD

December 1, 2020 - December 31, 2020  
 MEDINA CITY SCHOOLS

### Transactions by Type of Activity (continued)

Process/ Settlement Date	Trade/ Transaction Date	Activity Type	Description	Quantity	Price	Accrued Interest	Amount	Currency
<b>Dividends and Interest (continued)</b>								
12/28/20		BOND INTEREST RECEIVED 05600XAA8	246000 BMO HARRIS BK NATL ASSN CHICAGO ILL CTF DEP 0.600% 06/26/23 B/E DTD 06/26/20 CLB RD 12/11 PD 12/26/20				367.99	USD
12/28/20		BOND INTEREST RECEIVED 32112UCU3	245000 FIRST NATL BK MCGREGOR TEX CTF DEP 2.650% 02/01/21 DTD 01/31/19 RD 12/27 PD 12/28/20				533.63	USD
12/28/20		BOND INTEREST RECEIVED 340569GV8	248000 FLORIDA CAP BK NATL ASSN JACKSONVILLE FLA CTF DEP 1.150% 03/27/23 B/E DTD 03/26/20 RD 12/11 PD 12/26/20				234.41	USD
12/28/20		BOND INTEREST RECEIVED 654062JG4	248000 NICOLET NATL BK GREENBAY WIS CTF DEP ACT/365 1.100% 09/27/23 B/E DTD 03/27/20 CLB RD 12/12 PD 12/27/20				224.22	USD
12/28/20		BOND INTEREST RECEIVED 740367KG1	227000 PREFERRED BK LOS ANGELES CALIF CTF DEP 1.100% 03/27/24 DTD 03/27/20 RD 12/12 PD 12/27/20				205.23	USD
12/29/20	12/28/20	BOND INTEREST ADJUSTMENT 32112UCU3	245000 FIRST NATL BK MCGREGOR TEX CTF DEP 2.650% 02/01/21 DTD 01/31/19 RD 12/27 PD 12/28/20 REV PAYS 12/31				-533.63	USD
12/29/20		BOND INTEREST RECEIVED 3134GWY2	248000 FEDERAL HOME LN MTG CORP MEDIUM TERM NTS FED 0.300% 12/29/23 B/E DTD 09/29/20 CLB RD 12/28 PD 12/29/20				186.00	USD
12/29/20		BOND INTEREST RECEIVED 58733AES4	248000 MERCANTIL BK NATL ASSN CORAL GABLES FLA CTF DEP 2.200% 12/29/20 B/E DTD 12/29/17 RD 12/14 PD 12/29/20				448.44	USD
12/30/20		BOND INTEREST RECEIVED 313812DA4	248000 FEDERAL SVGS BK CHICAGO IL CTF DEP 2.500% 05/28/21 DTD 05/30/19 RD 12/15 PD 12/30/20				509.59	USD
12/30/20		BOND INTEREST RECEIVED 32065RAK1	248000 FIRST KEYSTONE CMNTY BK BERWICK PA CTF DEP 0.600% 06/28/24 B/E DTD 06/30/20 CLB RD 12/15 PD 12/30/20				122.30	USD
12/30/20		BOND INTEREST RECEIVED 559582AK7	247000 MAGNOLIA BK INC KY CTF DEP 0.400% 10/30/24 B/E DTD 10/30/20 CLB RD 12/15 PD 12/30/20				81.21	USD

## Transactions by Type of Activity (continued)

Process/ Settlement Date	Trade/ Transaction Date	Activity Type	Description	Quantity	Price	Accrued Interest	Amount	Currency
<b>Dividends and Interest (continued)</b>								
12/31/20		BOND INTEREST RECEIVED 32112UCU3	245000 FIRST NATL BK MCGREGOR TEX CTF DEP 2.650% 02/01/21 DTD 01/31/19 RD 12/30 PD 12/31/20				551.42	USD
12/31/20		BOND INTEREST RECEIVED 66704MEQO	248000 NORTHSTAR BK BAD AXE MICH CTF DEP 1.150% 03/31/23 B/E DTD 03/31/20 RD 12/16 PD 12/31/20				242.22	USD
<b>Total Dividends and Interest</b>						<b>\$0.00</b>	<b>\$12,238.42</b>	<b>USD</b>
<b>Distributions</b>								
12/14/20		SECURITY REDEEMED 32110YNL5	FIRST NATL BK AMER EAST LANSING MICH CTF DEP 1.900% 12/13/24 B/E DTD 12/13/19 CLB	-248,000.000			248,000.00	USD
12/24/20		SECURITY REDEEMED 84223QAL1	SOUTHERN BANCORP BK ARKADDELPHIA ARK CTF DEP 0.650% 06/24/25 B/E DTD 06/24/20 CLB	-248,000.000			248,000.00	USD
12/28/20		SECURITY REDEEMED 340569GV8	FLORIDA CAP BK NATL ASSN JACKSONVILLE FLA CTF DEP 1.150% 03/27/23 B/E DTD 03/26/20	-248,000.000			248,000.00	USD
12/29/20		SECURITY REDEEMED 58733AES4	MERCANTIL BK NATL ASSN CORAL GABLES FLA CTF DEP 2.200% 12/29/20 B/E DTD 12/29/17 ACCOUNT REDEMPTION	-248,000.000			248,000.00	USD
<b>Total Distributions</b>						<b>\$0.00</b>	<b>\$992,000.00</b>	<b>USD</b>
<b>Cash Withdrawals and Deposits</b>								
12/01/20		ELECTRONIC TRANSACTION USD999997	SEND TO BANK FOR ACH ACH HUNTINGTON NATIONAL BANK				-8,254.17	USD
12/10/20		ELECTRONIC TRANSACTION USD999997	SEND TO BANK FOR ACH ACH HUNTINGTON NATIONAL BANK				-2,055.95	USD
12/15/20		ELECTRONIC TRANSACTION USD999997	SEND TO BANK FOR ACH ACH HUNTINGTON NATIONAL BANK				-248,000.00	USD
12/16/20		ELECTRONIC TRANSACTION USD999997	SEND TO BANK FOR ACH ACH HUNTINGTON NATIONAL BANK				-5,267.30	USD
12/28/20		ELECTRONIC TRANSACTION USD999997	SEND TO BANK FOR ACH ACH HUNTINGTON NATIONAL BANK				-248,000.00	USD
12/29/20		ELECTRONIC TRANSACTION USD999997	SEND TO BANK FOR ACH ACH HUNTINGTON NATIONAL BANK				-248,000.00	USD
12/31/20		ELECTRONIC TRANSACTION USD999997	SEND TO BANK FOR ACH ACH HUNTINGTON NATIONAL BANK				-248,000.00	USD
<b>Total Cash Withdrawals and Deposits</b>						<b>\$0.00</b>	<b>-\$1,007,577.42</b>	<b>USD</b>
<b>Total Value of Transactions</b>						<b>\$0.00</b>	<b>-\$3,339.00</b>	<b>USD</b>

The price and quantity displayed may have been rounded.

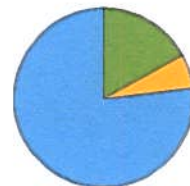
December 1, 2020 - December 31, 2020  
 MEDINA CITY SCHOOLS

## Fixed Income Analysis

### Bond Quality

Bond Quality	Market Value	% of Bond Market Value	Percent of Fixed Income
AAA	990,515.07	7%	
Not Rated	12,481,640.20	93%	
<b>Total</b>	<b>13,472,155.27</b>	<b>100%</b>	

### Bond Maturity Schedule



Bond Maturity	Market Value	% of Bond Market Value
1 to 6 months	2,236,423.69	17%
7 to 12 months	752,820.74	6%
1 to 5 years	10,482,910.84	77%
<b>Total</b>	<b>13,472,155.27</b>	<b>100%</b>

Percentages of bond market values are rounded to the nearest whole percentage.

Bond quality ratings reflect Moody's or Standard and Poor's ratings. Bonds may be rated by other services. Bonds that are in default are not included. Please refer to your Portfolio Holdings section.

## Messages

Although a money market mutual fund seeks to preserve the value of your investment at \$1 per share, it is possible to lose money by investing in a money market mutual fund. Shares of a money market mutual fund or the balance of a bank deposit product held in your brokerage account may be liquidated upon request with the proceeds credited to your brokerage account. Please see the money market mutual fund's prospectus or the bank deposit product's disclosure document or contact your Investment Professional for additional information. Pursuant to SEC Rule 10b-10(b)(1) confirmations are not sent for purchases into money market mutual funds processed on the sweep platform. Pursuant to applicable regulation, account statements will be produced monthly or quarterly.

Please note the following information for Pershing's 2020 IRS Form 1099 (B, DIV, INT, MISC and OID): Your Form 1099 will be delivered as early as possible, beginning January 31, 2021. By February 15, you will be mailed either your Form 1099 or a special Pending 1099 Notice. The Pending 1099 Notice will be sent if we have not received and processed final information from issuers and trustees of securities that you hold by the as of date of the February 15 1099 mailing. You will also be sent the notice if your information is still being reviewed and finalized. The notice will inform you of the securities that are pending final reporting and provides the anticipated mail date of your 1099. Your 1099 will be mailed no later than March 15, 2021.

### eDelivery

Going digital is more important than ever before, and the benefits of electronic delivery--speed, convenience and safety--are clear. We offer eDelivery for account statements, prospectus documents, proxy or shareholder communications, tax documents, trade confirmations and more. Historical account data is available from the day of initial signup.

To enroll, log in to your brokerage account, select "Go Paperless" at the top of any page and follow the on-screen prompts for setup. Enrollment can be activated as quickly as the day you register, and you will be notified when documents are available in an online, password-protected portal.

Contact your financial professional if you have any questions about any of our efficient digital tools.

## Messages (continued)

### Elimination of Paper Invoices for Annual Retirement Account Maintenance Fees

Going digital is more important than ever before, and the benefits of electronic delivery (eDelivery)- speed, convenience and safety- are clear. If you currently have a retirement account that is subject to an annual maintenance fee, beginning in April, Pershing will discontinue the physical mailing of your annual maintenance fee invoice. These invoices will continue to be posted online and will contain details on your payment options so you may select the method that is most convenient for you. You can access them by logging into your account and selecting Documents, then viewing under Account Notifications. If you are already enrolled for eDelivery, no action is required- you will continue to receive your notification when this document is available.

If you would like to receive email notifications when this document is posted online and you are not yet enrolled for eDelivery, log in to your brokerage account, select "Go Paperless" at the top of any page and follow the on-screen prompts for setup. Enrollment can be activated as quickly as the day you register, and you will be notified when documents are available in an online, password-protected portal.

Contact your investment professional if you have any questions about any of our efficient digital tools.

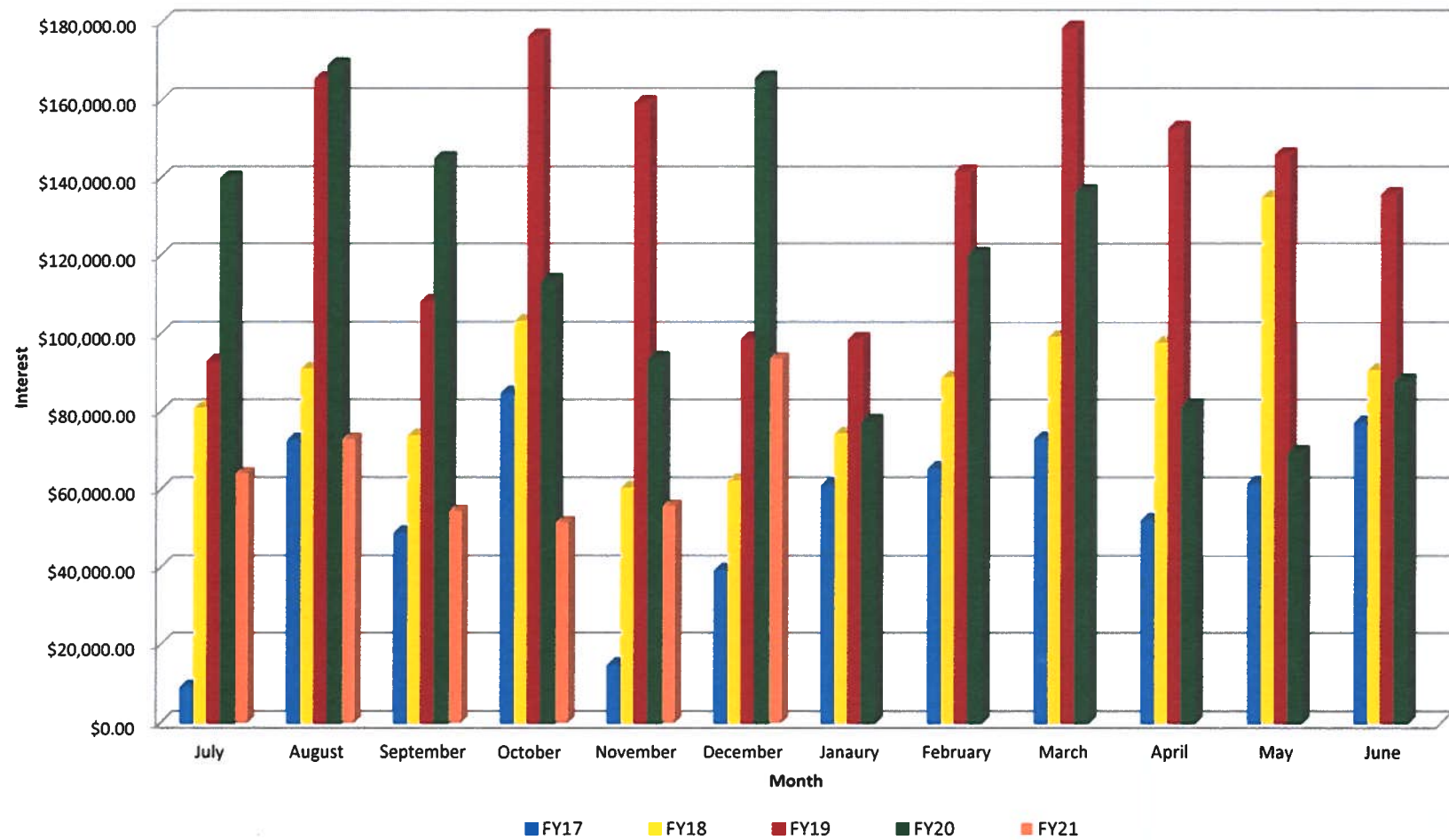
## Cash Not Yet Received

Security	Record Date	Payable Date	Quantity Held	Rate	Dividend Option	Amount of Payment
<b>Interest</b>						
BMW BK NORTH AMER SALT LAKE CITY UTAH CTF DEP	12/29/20	01/13/21	246,000.000	0.015123	Cash	3,720.33
BANKWEST INC PIERRE S D CTF DEP	12/31/20	01/15/21	248,000.000	0.001062	Cash	263.29
1.250% 10/24/23 B/E						
CAPITAL BK N A ROCKVILLE MD CTF DEP	12/29/20	01/13/21	248,000.000	0.002208	Cash	547.64
2.600% 03/12/21						
CHIPPEWA VY BK WINTER WIS CTF DEP	12/22/20	01/06/21	248,000.000	0.002548	Cash	631.89
3.000% 07/06/21						
COMMERCIAL BK WEST LIBERTY KY CTF DEP	01/02/21	01/17/21	248,000.000	0.000934	Cash	231.69
1.100% 03/17/25						
EAGLEBANK BETHESDA MD CTF DEP	12/22/20	01/06/21	248,000.000	0.001401	Cash	347.54
1.650% 03/06/23						
FIRST NATL BK OF MICH KALAMAZOO CTF DEP	12/25/20	01/09/21	247,000.000	0.001062	Cash	262.23
FIRST NATL BK SYRACUSE JOHNSON KANS CTF DEP	01/03/21	01/18/21	248,000.000	0.001656	Cash	410.73
FIRST OKLA BK JENKS CTF DEP	12/31/20	01/15/21	245,000.000	0.000807	Cash	197.68
0.950% 05/15/25 B/E						
FLAGSTAR BK FSB TROY MICH CTF DEP	01/02/21	01/17/21	248,000.000	0.002521	Cash	625.10
0.500% 07/17/24 B/E						
UBS BK USA SALT LAKE CITY UT CTF DEP	12/27/20	01/11/21	248,000.000	0.000849	Cash	210.63
1.000% 03/11/22 B/E						
<b>Total Cash Not Yet Received</b>						<b>\$7,448.75</b>

Assets shown here are not reflected in your account. This information has been received from sources we believe to be reliable. Pershing does not guarantee the accuracy of the information.



## Total Monthly Interest Earnings



Date: 1/06/21

F I N A N C I A L   S U M M A R Y   R E P O R T  
Processing Month: December 2020  
MEDINA CITY SCHOOL DISTRICT

Page: 1  
(FINSUM)

Fnd	Sc	Description	Beginning Balance	MTD Revenues	FYTD Revenues	MTD Expenditures	FYTD Expenditures	Current Available Balance
001	0000	GENERAL FUND	32,189,888.32	1,561,709.30	33,989,515.10	7,761,245.29	39,136,935.23	27,042,468.19
002	9000	BOND RETIREMENT - NEW ELE	3,433,942.89	.00	2,037,321.06	3,652,893.25	3,678,951.79	1,792,312.16
002	9012	LOCAL SALES TAX RETIREMEN	.00	1,309,243.75	1,309,243.75	.00	1,309,243.75	.00
002	9014	CONSOLIDATION - ENERGY &	.00	328,543.74	328,543.74	.00	328,543.74	.00
003	0000	PERMANENT IMPROVEMENT FUN	175,994.61	.00	5,000.00	.00	.00	180,994.61
003	9000	PERMANENT IMPROVEMENT FUN	13,601.14	.00	.00	.00	.00	13,601.14
003	9001	MEDINA CITY REC CENTER-PE	202,370.92	.00	15,481.53	61,736.80	82,242.25	135,610.20
006	0000	LUNCHROOM FUND	76,225.73	168,506.71	556,647.61	183,255.41	885,217.59	252,344.25-
007	9004	COLLINS SCHOLARSHIP/POST-	878.85	3.01	9.47	.00	.00	888.32
007	9110	ART TRUST - GARFIELD	11,082.73	38.00	119.57	.00	.00	11,202.30
007	9111	CHARLES STANGEL SCHOLARSH	12.50	.04	.14	.00	.00	12.64
007	9333	RIOS STUDENT LEADER SCHOL	28,953.21	99.27	312.35	.00	.00	29,265.56
007	9901	BIXLER SCHOLARSHIP FUND	125.00	.00	.00	.00	.00	125.00
008	9002	KANEHL MUSIC TRUST	27,469.06	94.18	296.35	.00	.00	27,765.41
008	9003	RICHARD HOFFMAN COLLINS M	551,190.06	.00	.00	.00	.00	551,190.06
008	9112	ELAINE BUSHMAN FUND	17,454.90	40.59	127.72	.00	.00	17,582.62
009	9000	STAR	64.00	314.60	14,002.15	.00	.00	14,066.15
009	9110	UNIFORM SUPPLIES GARFIELD	8,652.84	246.00	1,297.00	196.21	3,857.85	6,091.99
009	9120	UNIFORM SUPPLIES - CANAVA	12,085.39	4.50	5,576.00	8.15	7,248.16	10,413.23
009	9130	UNIFORM SUPPLIES - FENN	11,405.63	164.50	5,923.70	193.92	10,619.99	6,709.34
009	9140	UNIFORM SUPPLIES - HERITA	9,608.98	164.00	5,986.20	459.59	6,050.45	9,544.73
009	9160	UNIFORM SUPPLIES - BLAKE	5,293.22	605.90	6,090.40	461.18	7,185.08	4,198.54
009	9170	UNIFORM SUPPLIES - RALPH	21,624.63	225.00	13,955.70	57.80	10,678.57	24,901.76
009	9180	UNIFORM SUPPLIES - ELIZA	9,406.25	220.00	5,898.00	1,012.28	8,731.33	6,572.92
009	9200	UNIFORM SUPPLIES - CLAGGE	35,124.02	300.00	4,266.00	403.23	12,376.72	27,013.30
009	9210	UNIFORM SUPPLIES - A.I. R	7,281.75	412.00	9,474.60	1,569.05	12,208.82	4,547.53
009	9300	UNIFORM SUPPLIES - SENIOR	17,918.76	5,488.34	47,338.06	9,922.27	41,486.40	23,770.42
009	9304	AVIATION/PHOTOGRAPHY	3.87	.00	.00	.00	.00	3.87
014	9016	MEDINA CNTY JUV DET CNTR	43,471.35	9,375.00	112,522.20	34,660.19	164,468.35	8,474.80-
014	9116	EVOLVE	564,729.71	121,770.00	330,870.00	106,703.75	543,698.68	351,901.03
016	0000	EMERGENCY LEVY	22,486,481.91	.00	3,231,616.37	954,498.02	4,320,902.49	21,397,195.79
018	0000	PRINT SHOP	6,683.33	.00	.00	.00	.00	6,683.33
018	9000	PUBLIC SCHOOL SUPPORT - S	16.70	.00	.00	.00	.00	16.70
018	9110	PRINCIPAL'S FUND - GARFIE	33,814.07	421.00	477.00	471.20	3,359.97	30,931.10
018	9111	GARFIELD SCHOOL STORE	49.99	.00	.00	.00	.00	49.99
018	9113	GARFIELD MEDIA CENTER	847.40	.00	.00	.00	.00	847.40
018	9120	PRINCIPAL - CANAVAN	42,599.14	31.05	735.10	100.47	3,252.03	40,082.21
018	9122	CANAVAN SCHOOL STORE	586.69	.00	.00	.00	.00	586.69
018	9123	BOOK FAIR - CANAVAN	78.40	.00	.00	.00	.00	78.40
018	9130	PRINCIPAL - FENN	27,580.84	.00	2,711.08	1,194.43	5,958.47	24,333.45
018	9132	FENN SCHOOL STORE	1,460.83	.00	.00	.00	1,460.83	.00
018	9133	BOOK FAIR - FENN	941.36	.00	54.03	.00	34.30	961.09
018	9135	MEDINA SKI TEAM - DISTRIC	474.67	.00	.00	.00	.00	474.67
018	9140	PRINCIPAL'S FUND - HERITA	45,006.48	342.75	4,997.75	38.90	7,394.69	42,609.54
018	9143	HERITAGE MEDIA CENTER	3,047.55	.00	.00	.00	.00	3,047.55
018	9160	PRINCIPAL'S FUND - H G BL	50,288.49	.00	1,913.00	4,232.75	10,450.57	41,750.92

Date: 1/06/21

F I N A N C I A L   S U M M A R Y   R E P O R T  
Processing Month: December 2020  
MEDINA CITY SCHOOL DISTRICT

Page: 2  
(FINSUM)

Fnd	Sc	Description	Beginning Balance	MTD Revenues	FYTD Revenues	MTD Expenditures	FYTD Expenditures	Current Available Balance
018	9161	PBIS - BLAKE	5,728.00	.00	.00	.00	.00	5,728.00
018	9163	BLAKE MEDIA CENTER	13,369.42	.00	32.94	.00	50.00	13,352.36
018	9170	PRINCIPALS FUND - RALPH W	79,487.14	.00	411.37	.00	167.85	79,730.66
018	9171	WAITE SCHOOL STORE	50.00	.00	.00	.00	.00	50.00
018	9173	MEDIA CENTER RALPH WAITE	5,064.63	.00	.00	.00	.00	5,064.63
018	9174	FIELD TRIPS RALPH WAITE E	15,209.72	.00	.00	.00	.00	15,209.72
018	9180	PRINCIPALS FUND ELIZA NOR	53,208.74	.00	292.68	200.86	6,484.40	47,017.02
018	9181	NORTHROP ELEMENTARY SCHOO	1,631.19	.00	.00	.00	.00	1,631.19
018	9183	MEDIA CENTER ELIZA NORTHRO	8,663.81	.00	.00	.00	.00	8,663.81
018	9184	FIELD TRIPS ELIZA NORTHRO	146.00	.00	.00	.00	.00	146.00
018	9200	PRINCIPAL'S FUND - CLAGGE	75,941.39	191.15	1,275.65	537.27	3,070.14	74,146.90
018	9203	CLAGGETT M.S. MEDIA CENTE	5,547.28	.00	.00	.00	78.11-	5,625.39
018	9210	PRINCIPAL'S FUND - ROOT M	37,380.45	.00	1,065.08	346.03	1,695.94	36,749.59
018	9211	ROOT M.S. MEDIA CENTER	10,019.19	.00	8.00	.00	50.00	9,977.19
018	9212	ROOT M.S. - WASHINGTON TR	355.00	.00	.00	.00	.00	355.00
018	9213	SPECIAL FUNDRAISER - ROOT	.02	.00	.00	.00	.00	.02
018	9300	PRINCIPAL'S FUND - SENIOR	36,793.91	12.00-	1,315.52	.00	1,360.06	36,749.37
018	9301	MEDIA CENTER FUND	1,381.50	.00	.00	.00	50.00-	1,431.50
018	9302	SPECIAL FUNDRAISER - SENI	37,086.18	.00	.00	.00	.00	37,086.18
018	9303	PERFORMING ARTS	89,493.37	.00	.00	4,252.20	5,600.20	83,893.17
018	9304	BUZZ	16,558.56	275.50	542.01	147.30	834.50	16,266.07
018	9305	FLEXIBLE CREDIT FUND	8,034.56	.00	50.00	.00	.00	8,084.56
018	9306	FEED THE BEES	4,847.78	100.00	6,741.03	523.63	1,801.40	9,787.41
018	9884	FACILITY RENTAL	78,570.82	.00	.00	.00	.00	78,570.82
018	9900	INSERVICE - CENTRAL	3,702.01	.00	.00	.00	.00	3,702.01
018	9901	PUBLIC SCHOOL SUPPORT - I	1,720.86	.00	.00	.00	.00	1,720.86
018	9902	INSERVICE - SUPERINTENDEN	11,224.52	.00	.00	.00	.00	11,224.52
018	9903	BOARD/STUDENT DEVELOPMENT	2,800.00	.00	.00	.00	.00	2,800.00
018	9904	WELLNESS FUND	502.00	.00	.00	.00	.00	502.00
018	9905	PUBLIC SCHOOL SUPPORT/STU	51,248.39	.00	.00	.00	.00	51,248.39
018	9906	COMMUNICATIONS - PUBLIC S	272.90	16.00	4,100.00	.00	3,255.00	1,117.90
018	9907	STEAM - SUMMER ENRICHMENT	2,475.40	.00	.00	.00	.00	2,475.40
018	9910	MAINTENANCE DEPARTMENT	3,902.36	.00	.00	.00	.00	3,902.36
018	9914	END OF YEAR	7.13	.00	.00	.00	.00	7.13
018	9915	BIKE TO SCHOOL	803.00	.00	.00	.00	.00	803.00
018	9916	SPIRIT NIGHT	2,682.98	.00	1,750.00	.00	.00	4,432.98
018	9919	STUDENT ART SHOW	.19	.00	.00	.00	.00	.19
018	9920	TRSP FUND	2,586.25	.00	.00	.00	.00	2,586.25
018	9930	Resource Connection	1,500.00	.00	.00	.00	.00	1,500.00
019	9000	ADAMH GRANT	1,352.00	.00	6,000.00	.00	.00	7,352.00
019	9018	LOWE'S LIGHT UP GARFIELD	48.08	.00	.00	.00	.00	48.08
019	9020	RIF PROGRAM GRANT - NORTH	400.73	.00	.00	.00	.00	400.73
019	9021	JENNINGS - BLAKE - BRYNIA	.82	.00	.00	.00	.00	.82
019	9023	PUBLIC EDUCATION LEADERSH	.01	.00	.00	.00	.00	.01
019	9029	MARTHA HOLDEN JENNINGS GR	6.82	.00	.00	.00	.00	6.82
019	9030	PERFORMANCE BASED ASSESSM	79.76	.00	.00	.00	.00	79.76



F I N A N C I A L   S U M M A R Y   R E P O R T  
Processing Month: December 2020  
MEDINA CITY SCHOOL DISTRICT

Fnd	Scc	Description	Beginning Balance	MTD Revenues	FYTD Revenues	MTD Expenditures	FYTD Expenditures	Current Available Balance
019	9031	PBA FY11	256.96	.00	.00	.00	.00	256.96
019	9113	ACS-HACH CHEMISTRY GRANT	96.34	.00	.00	.00	.00	96.34
019	9121	ADAMH GRANT	.00	40,888.00	40,888.00	.00	.00	40,888.00
019	9180	PPG INNOVATIVE CLASSROOM	15.31	.00	.00	.00	.00	15.31
019	9181	FIRST ENERGY GRANT	.16	.00	.00	.00	.00	.16
019	9213	VIDEO CLUB GRANT - MHS	2.82	.00	.00	.00	.00	2.82
019	9313	JENNINGS - NORTHROP - MIL	13.86	.00	.00	.00	.00	13.86
019	9413	3M AND OTHER GRANT	152.03	.00	.00	.00	.00	152.03
019	9513	NEA STUDENT ACHIEVEMENT G	191.88	.00	.00	.00	.00	191.88
019	9715	FUEL UP - BLAKE	23.82	.00	.00	.00	.00	23.82
019	9920	MARTHA HOLDEN JENNINGS SU	1,000.00	.00	.00	.00	.00	1,000.00
020	9001	TRANSPORTATION ENTERPRISE	84,896.61	2,655.57	8,795.41	247.75	19,004.45	74,687.57
022	9000	Unclaimed funds	42,883.91	.00	5,829.86	.00	1,739.96	46,973.81
022	9093	DIVERSION PROGRAM FED MON	1,000.00	.00	.00	.00	.00	1,000.00
022	9094	DIVERSION PROGRAM - FED.	1,000.00	.00	.00	.00	.00	1,000.00
022	9300	OH HIGH SCHOOL ATH ASSOC	1,271.56	1,850.00	7,000.00	595.83	7,375.01	896.55
024	9001	MEDICAL AND DRUG/SELF INS	7,017,658.96	768,829.28	4,617,401.88	833,985.37	5,181,946.49	6,453,114.35
024	9002	DENTAL SELF INSURANCE FUN	497,085.90	55,915.65	336,305.54	46,415.16	303,352.24	530,039.20
024	9094	FLEX PRO	67,630.32	29,391.99	68,581.31	24,681.68	89,941.25	46,270.38
027	0000	WORKMANS COMP.-SELF INS	304,411.27	30,482.44	150,716.65	23,692.49	59,709.64	395,418.28
071	9013	LOCAL SALES TAX PERMANENT	3,491,568.70	.00	1,691,085.70	1,281,299.70	2,679,162.18	2,503,492.22
200	9110	GARFIELD STUDENT COUNCIL/	622.97	2.14	6.72	.00	.00	629.69
200	9121	ELLA CANAVAN STUDENT COUN	1,329.68	4.56	14.35	.00	.00	1,344.03
200	9134	FENN STUDENT BUSINESS	9.36	.03	.10	.00	.00	9.46
200	9140	STUDENT COUNCIL - HERITAG	162.69	.56	1.75	.00	.00	164.44
200	9184	NORTHRUP ELEMENTARY STUDE	52.06	.18	.57	.00	.00	52.63
200	9185	K-KIDS KIWANIS ACTIVITY C	10,297.63	35.91	289.74	.00	.00	10,587.37
200	9202	CLAGGETT MIDDLE SCH. STUD	537.70	1.50	5.16	.00	100.00	442.86
200	9204	CLAGGETT MIDDLE SCHOOL CH	522.77	1.79	5.65	.00	.00	528.42
200	9205	CLAGGETT MIDDLE SCH. BUIL	3,443.96	11.81	37.16	.00	.00	3,481.12
200	9209	CLAGGETT MIDDLE SCHOOL DR	26,610.89	91.24	287.09	.00	.00	26,897.98
200	9252	CHEERLEADERS - ROOT M.S.	44.63	.15	.47	.00	.00	45.10
200	9253	BUILDERS' CLUB - ROOT M.S	4,637.36	15.90	50.02	.00	.00	4,687.38
200	9254	HONORS ACADEMY - ROOT	3,978.61	12.33	40.45	.00	385.00	3,634.06
200	9256	DRAMA CLUB - ROOT M.S.	7,253.12	31.67	85.04	.00	.00	7,338.16
200	9258	STUDENT COUNCIL - ROOT M.	4,533.23	15.83	132.43	.00	.00	4,665.66
200	9301	YOUNG AMERICANS FOR FREED	53.05	.07	.07	.00	53.05	.07
200	9302	ART CLUB	609.68	2.09	6.57	.00	.00	616.25
200	9303	CULTURAL EXPLORATION	196.07	.67	2.11	.00	.00	198.18
200	9304	CAREER ASSOCIATION	.37	.00	.00	.00	.00	.37
200	9305	CHEMCLUB	1,566.46	.01	2.14	.00	1,566.46	2.14
200	9307	VOCAL	35,561.35	147.98	603.78	969.00	1,383.82	34,781.31
200	9309	IMPROV CLUB	575.96	1.97	6.20	.00	.00	582.16
200	9310	DELTA EPSILON PHI - NAT'L	.45	.00	.00	.00	.00	.45
200	9312	DRAMA CLUB	30,094.48	102.72	324.14	116.25	135.05	30,283.57
200	9314	MEDINA OUTDOORS CLUB	171.25	.59	1.84	.00	.00	173.09

Date: 1/06/21

F I N A N C I A L   S U M M A R Y   R E P O R T  
Processing Month: December 2020  
MEDINA CITY SCHOOL DISTRICT

Page: 4  
(FINSUM)

Fnd	Scc	Description	Beginning Balance	MTD Revenues	FYTD Revenues	MTD Expenditures	FYTD Expenditures	Current Available Balance
200	9315	FELLOWSHIP OF CHRISTIAN A	336.26	1.15	3.63	.00	.00	339.89
200	9318	GIRLS LEADERSHIP CLUB	7,024.46	24.08	75.77	.00	.00	7,100.23
200	9321	KEY CLUB	60,791.56	203.64	71.00	827.79	827.79	60,034.77
200	9323	MEDINAMITE	1,703.56	5.84	18.37	.00	.00	1,721.93
200	9324	MEDINIAN	52,103.20	1,664.08	3,887.79	.00	249.00	55,741.99
200	9325	MHS BAND	12,888.22	34.28	119.87	.00	2,902.73	10,105.36
200	9326	NATIONAL HONOR SOCIETY	10,312.36	671.66	1,378.92	.00	.00	11,691.28
200	9327	ORCHESTRA	30,625.95	104.00	328.91	.00	295.00	30,659.86
200	9330	SCIENCE OLYMPIAD CLUB	2,175.10	5.55	69.65-	60.00	470.00	1,635.45
200	9331	SKI CLUB	3.20	.01	.03	.00	.00	3.23
200	9332	SPANISH CLUB	12,453.42	42.70	134.37	.00	.00	12,587.79
200	9333	STUDENT COUNCIL	26,362.34	102.52	5,113.20	.00	1,251.00	30,224.54
200	9335	LATIN CLUB	8,588.13	27.34	528.26-	.00	.00	8,059.87
200	9337	AMERICAN SIGN LANGUAGE CL	300.37	1.03	3.24	.00	.00	303.61
200	9339	SPEECH/DEBATE CLUB	19,527.29	72.67	3,270.73	345.00	1,372.99	21,425.03
200	9340	STUDENT'S H.O.P.E.	1,366.94	5.68	333.65	.00	25.40	1,675.19
200	9346	PENGUIN BOWL/NOSB	119.26	.41	1.28	.00	.00	120.54
200	9350	TECHNOLOGY CLUB	556.42	1.91	6.00	.00	.00	562.42
200	9352	VIDEO CLUB - SR HI	6,222.64	20.79	66.40	52.12	160.54	6,128.50
200	9353	CHINESE CLUB	996.06	3.42	10.75	.00	.00	1,006.81
200	9355	GENDER AND SEXUALITY ALLI	1,457.43	5.00	15.72	.00	.00	1,473.15
200	9380	V O F T	17,788.89	60.99	191.91	.00	.00	17,980.80
200	9419	CLASS OF 2019	2,320.01	.00	.00	.00	.00	2,320.01
200	9420	CLASS OF 2020	11,143.05	38.21	121.23	.00	.00	11,264.28
200	9421	CLASS OF 2021	11,543.71	12.33	2,948.18	.00	10,856.96	3,634.93
200	9422	CLASS OF 2022	3,689.42	33.97	6,324.85	.00	.00	10,014.27
200	9423	CLASS OF 2023	1,720.31	5.90	18.55	.00	.00	1,738.86
200	9999	GENERIC STUDENT ACTIV. FD	.01	.00	.00	.00	.00	.01
300	0000	ATHLETIC FUND	150,645.13	5,892.00	162,306.06	48,944.97	184,451.72	128,499.47
300	9110	GARFIELD FIELD TRIPS	5,775.49	.00	.00	218.82-	515.92-	6,291.41
300	9121	WORLD WATCHER'S CLUB	7,362.04	.00	.00	.00	.00	7,362.04
300	9140	HERITAGE FIELD TRIPS	88.71	.00	.00	.00	.00	88.71
300	9160	BLAKE FIELD TRIPS	488.58	.00	.00	.00	.00	488.58
300	9170	WAITE FIELD TRIPS	687.67	.00	.00	.00	.00	687.67
300	9180	NORTHROP FIELD TRIPS	1,367.85	.00	.00	.00	.00	1,367.85
300	9201	CLAGGETT MIDDLE SCH. BAND	26,594.07	.00	.00	.00	.00	26,594.07
300	9202	CLAGGETT MIDDLE SCH. ORCH	258.00	.00	.00	.00	.00	258.00
300	9203	CLAGGETT MIDDLE SCHOOL LI	370.00	.00	.00	.00	.00	370.00
300	9204	CLAGGETT M.S. CHOIR FUND	634.10	.00	.00	.00	.00	634.10
300	9208	CLAGGETT - 6TH GRADE TRIP	1,818.89	19.00-	2,538.02-	.00	.00	719.13-
300	9250	ROOT M.S. BAND FUND	12,565.31	.00	.00	347.85	313.86	12,251.45
300	9251	ROOT M.S. ORCHESTRA FUND	1,246.65	.00	.00	.00	.00	1,246.65
300	9252	ROOT M.S. CHOIR FUND	3,270.15	.00	.00	.00	.00	3,270.15
300	9253	ROOT M.S. BEEHIVE	1,535.40	.00	.00	.00	.00	1,535.40
300	9258	ROOT - DISTRICT SUPERVISE	249.08	1,452.00	1,122.92	.00	.00	1,372.00
300	9301	BOWLING CLUB	2,187.15	.00	500.00	.00	.00	2,687.15

F I N A N C I A L   S U M M A R Y   R E P O R T  
Processing Month: December 2020  
MEDINA CITY SCHOOL DISTRICT

Fnd	Sc	Description	Beginning Balance	MTD Revenues	FYTD Revenues	MTD Expenditures	FYTD Expenditures	Current Available Balance
300	9302	MENS VOLLEYBALL	6,566.06	.00	.00	.00	.00	6,566.06
300	9303	HUDDLE/SHUDDLE	2,584.01	.00	.00	297.50	297.50	2,286.51
300	9304	LINK CREW	2,729.45	.00	10.50	.00	1,501.00	1,238.95
300	9313	MUSICAL	13,930.73	.00	.00	.00	.00	13,930.73
300	9325	MHS BAND TRIP	7,171.20	.00	.00	.00	.00	7,171.20
300	9334	BEEHIVE CAFE	20,283.09	.00	.00	.00	736.92	19,546.17
300	9390	GLOBAL TRIPS	3,166.00	.00	.00	.00	.00	3,166.00
300	9410	SPARKLE CHEERLEADING	2,013.29	.00	.00	.00	.00	2,013.29
401	9010	AUXILIARY FUNDS/ST FRANCI	109,164.41	50.70-	379.96	.00	62,711.30	46,833.07
401	9011	AUXILIARY FUNDS/ST FRANCI	.00	317.47	178,678.61	34,078.51	100,030.23	78,648.38
401	9017	AUXILIARY FUNDS/ST FRANCI	37.41	.00	.00	.00	.00	37.41
401	9020	AUX FUNDS NURTURY	13,815.34	4.89-	29.18	.00	780.20	13,064.32
401	9021	AUX FUNDS NURTURY	.00	17.00	5,654.51	2,083.90	2,083.90	3,570.61
401	9027	AUX FUNDS NURTURY	72.90	.00	.00	.00	.00	72.90
401	9030	AUX FUNDS MCA	44,480.08	.00	62.73	.00	21,948.06	22,594.75
401	9031	AUX FUNDS MCA	.00	.00	114,077.35	6,628.84	117,177.32	3,099.97-
401	9041	AUX FUNDS KIDS COUNTRY	.00	1.92	2,050.04	1,401.24	1,484.63	565.41
401	9066	SM WONDERS	1,644.12	.00	.00	.00	.00	1,644.12
432	9097	MANAGE. INFO. SYS. FUND	.80	.00	.00	.00	.00	.80
450	9008	SCHOOLNET PLUS FY2008: GR	1.00	.00	.00	.00	.00	1.00
451	9010	CONNECTIVITY	19,800.00	.00	.00	.00	.00	19,800.00
451	9011	CONNECTIVITY	.00	.00	9,900.00	.00	.00	9,900.00
451	9013	CONNECTIVITY 2013	800.00	.00	.00	.00	.00	800.00
451	9018	CONNECTIVITY FY18	564.00	.00	.00	.00	.00	564.00
451	9019	CONNECTIVITY	120.00	.00	.00	.00	.00	120.00
452	9008	SCHOOLNET PROFESSIONAL DE	66.15	.00	.00	.00	.00	66.15
467	9020	FOUNDATION - STUDENT WELL	200,259.08	.00	218,644.00	27,150.13	115,663.03	303,240.05
467	9021	FOUNDATION - STUDENT WELL	.00	.00	.00	1,000.00	1,000.00	1,000.00-
499	9012	INTERN PSYCH FY12	45.81	.00	.00	.00	.00	45.81
499	9013	INTERN PSYCH FY13	39.97	.00	.00	.00	.00	39.97
499	9019	SCHOOL SAFETY	29,679.80	.00	.00	.00	.00	29,679.80
499	9024	LOCAL GOVERNMENT INNOVATI	7,750.00	.00	.00	.00	.00	7,750.00
499	9039	INTERN PSYCHOLOGIST GRANT	2.20	.00	.00	.00	.00	2.20
499	9112	E-TECH BLENDED LEARNING G	321.71	.00	.00	.00	.00	321.71
506	9014	RESIDENT EDUCATOR GRANT	950.00	.00	.00	.00	.00	950.00
507	9021	ESSER	.00	.00	.00	4,323.00	158,162.65	158,162.65-
510	9021	COVID RELIEF FUND	.00	.00	316,896.57	156.57	316,852.32	44.25
516	9015	TITLE VI-B	2,690.82	.00	.00	.00	.00	2,690.82
516	9016	TITLE VI-B	229.90	.00	.00	.00	.00	229.90
516	9020	TITLE VI-B	36,321.49	.00	257,046.60	.00	293,368.09	.00
516	9021	TITLE VI-B	.00	517,860.58	517,860.58	152,583.06	572,503.64	54,643.06-
551	9120	TITLE III LEP	13,577.45	.00	.00	.00	10,785.37	2,792.08
572	9020	TITLE I	69.62	.00	104,655.70	.00	104,725.32	.00
572	9021	TITLE I	.00	37,055.27	175,414.59	53,392.76	212,231.01	36,816.42-
572	9116	TITLE I-D	2.83	.00	.00	.00	.00	2.83
572	9120	TITLE I-D	6,242.82	.00	20,402.67	.00	26,645.49	.00

Date: 1/06/21

F I N A N C I A L   S U M M A R Y   R E P O R T  
Processing Month: December 2020  
MEDINA CITY SCHOOL DISTRICT

Page: 6  
(FINSUM)

Fnd	Sc	Description	Beginning Balance	MTD Revenues	FYTD Revenues	MTD Expenditures	FYTD Expenditures	Current Available Balance
572	9121	TITLE I-D	.00	3,319.75	7,784.96	11,103.94	18,032.61	10,247.65-
572	9221	TITLE I - EOEC	.00	.00	.00	.00	10,107.88	10,107.88-
587	9020	PRESCHOOL	685.03	.00	2,014.97	.00	2,700.00	.00
587	9021	PRESCHOOL	.00	3,308.12	13,398.25	5,215.10	17,119.38	3,721.13-
587	9121	6B RESTORATION	.00	.00	.00	73.42	73.42	73.42-
590	9020	TITLE II-A	37,260.68	.00	24,775.17	.00	62,035.85	.00
590	9021	TITLE II-A	.00	1,442.95	30,498.47	4,170.71	34,597.60	4,099.13-
599	9020	TITLE IV-A STUDENT SUPPOR	8,839.72	.00	3,374.54	.00	12,214.26	.00
599	9021	TITLE IV-A STUDENT SUPPOR	.00	980.44	5,386.19	2,373.36	7,223.63	1,837.44-
		Grand Total All Funds	73,606,972.04	5,014,150.58	51194,648.45	15,349,715.61	61460,107.76	63341,512.73
		Total Invested Funds	.00					

Date: 1/06/2021

C H E C K   R E G I S T E R  
Processing Month: December 2020  
MEDINA CITY SCHOOL DISTRICT

Page: 1  
(CHKREG)

Check#	Check Date	Org Sta	Vendor Paid	Check Amount	Status Date
009333	12/01/2020	M/M	MEMO - MEDICAL MUTUAL	149,868.53	
009334	12/04/2020	M/M	MEMO - MEDICAL MUTUAL	47,065.81	
009335	12/04/2020	M/M	MEMO --S T R S	84,254.84	
009336	12/04/2020	M/M	MEMO --S E R S	3,766.50	
009337	12/04/2020	M/M	MEMO -MEDINA CITY SCHOOLS	333,733.08	
009338	12/04/2020	M/M	MEMO - HUNTINGTON NAT'L BANK	30,466.20	
009339	12/04/2020	M/M	MEMO - BUREAU WORK COMP	10,314.74	
009340	12/08/2020	M/M	MEMO - MEDICAL MUTUAL	108,636.83	
009341	12/04/2020	M/M	MEMO MET LIFE INSURANCE	4,858.88	
009342	12/01/2020	M/M	MEMO - BANK OF NEW YORK	3,568,493.25	
009343	12/01/2020	M/M	MEMO - BANK OF NEW YORK	84,400.00	
009344	12/14/2020	M/M	MEMO - MEDICAL MUTUAL	184,506.18	
009345	12/11/2020	M/M	MEMO MET LIFE INSURANCE	3,510.50	
009346	12/11/2020	M/M	OHIO DEPT OF ED - MEMO CK	114,850.87	
009347	12/14/2020	M/M	MEMO-CAPITAL ONE	17,669.68	
009348	12/14/2020	M/M	MEMO-CAPITAL ONE	1,009.14	
009349	12/01/2020	M/M	MEMO - HUNTINGTON NAT'L BANK	243,950.00	
009350	12/09/2020	M/M	GORDON FOOD SERVICE	2,607.80	
009351	12/22/2020	M/M	MEMO - MEDICAL MUTUAL	138,544.00	
009352	12/18/2020	M/M	MEMO --S T R S	83,468.99	
009353	12/18/2020	M/M	MEMO --S E R S	3,758.25	
009354	12/18/2020	M/M	MEMO -MEDINA CITY SCHOOLS	331,267.58	
009355	12/18/2020	M/M	MEMO - HUNTINGTON NAT'L BANK	29,972.33	
009356	12/18/2020	M/M	MEMO - BUREAU WORK COMP	10,140.61	
009357	12/24/2020	M/M	OHIO DEPT OF ED - MEMO CK	119,612.00	
009358	12/29/2020	M/M	MEMO - MEDICAL MUTUAL	203,751.52	
009359	12/30/2020	M/M	MEMO --S T R S	82,970.40	
009360	12/30/2020	M/M	MEMO --S E R S	3,758.25	
009361	12/30/2020	M/M	MEMO - HUNTINGTON NAT'L BANK	30,804.75	
009362	12/30/2020	M/M	MEMO - BUREAU WORK COMP	10,027.09	
009363	12/24/2020	M/M	GORDON FOOD SERVICE	941.92	
009364	12/24/2020	M/M	SYSCO CLEVELAND INC	27,235.85	
009365	12/31/2020	M/M	STRS	542,336.00	
009366	12/31/2020	M/M	SERS - MEMO	128,916.00	
009367	12/31/2020	M/M	MEMO - P & A ADMINISTRATIVE	24,300.58	
009368	12/31/2020	M/M	MEMO - WESTFIELD BANK	1,256.18	
009369	12/31/2020	M/M	MEMO - BUREAU WORK COMP	5,892.49	
009370	12/31/2020	M/M	MEMO MET LIFE INSURANCE	42,904.66	
009371	12/21/2020	T/T	MEMO -MEDINA CITY SCHOOLS	328,543.74	
009372	12/21/2020	T/T	MEMO -MEDINA CITY SCHOOLS	1,309,243.75	
635663	12/04/2020	W/R	ADVANCE AUTO PARTS	47.55	12/14/2020
635664	12/04/2020	W/R	AMANDA DODEZ	45.00	12/07/2020
635665	12/04/2020	W/R	AMAZON.COM	1,371.45	12/07/2020
635666	12/04/2020	W/R	AMERICAN LEGION POST 202	45.00	12/11/2020
635667	12/04/2020	W/R	ANDREA SANCHEZ	29.54	12/07/2020
635668	12/04/2020	W/R	ANGELA MORMAN	81.34	12/07/2020
635669	12/04/2020	W/R	APOLLO PEST CONTROL COMPANY	628.00	12/16/2020
635670	12/04/2020	W/R	ARMSTRONG CABLE	77.49	12/08/2020
635671	12/04/2020	W/W	AUTO-JET MUFFLER CORP.	2,542.08	
635672	12/04/2020	W/R	B&H PHOTO & ELECTRONICS CORP	694.39	12/11/2020
635673	12/04/2020	W/W	BLICK ART MATERIALS LLC	99.78	
635674	12/04/2020	W/R	BOILER SPECIALISTS INC	5,524.38	12/07/2020



Date: 1/06/2021

C H E C K   R E G I S T E R  
Processing Month: December 2020  
MEDINA CITY SCHOOL DISTRICT

Page: 2  
(CHKREG)

Check#	Check Date	Org Sta	Vendor Paid	Check Amount	Status Date
635675	12/04/2020	W/R	BORDEN DAIRY	3,514.83	12/09/2020
635676	12/04/2020	W/R	BSN SPORTS LLC	38,176.72	12/10/2020
635677	12/04/2020	W/R	BUEHLER'S MARKETS	280.00	12/08/2020
635678	12/04/2020	W/V	BUZZARD TOOLS LLC	278.98	12/14/2020
635679	12/04/2020	W/R	C MARTIN TRUCKING	1,262.02	12/09/2020
635680	12/04/2020	W/R	CARDINAL BUS SALES & SERV INC	347.51	12/10/2020
635681	12/04/2020	W/R	CARL'S CRANE SERVICE LLC	375.00	12/09/2020
635682	12/04/2020	W/V	CDI COMPUTER DEALERS, INC.	19,331.00	12/17/2020
635683	12/04/2020	W/R	CENTERRA CO-OP	12,934.11	12/08/2020
635684	12/04/2020	W/R	CENTRAL INSTRUMENT CO.	151.75	12/07/2020
635685	12/04/2020	W/R	CHIPPEWA VALLEY HARDWOODS	171.05	12/08/2020
635686	12/04/2020	W/R	CHRISTINE LIVINGSTON	24.95	12/08/2020
635687	12/04/2020	W/R	CHRISTY MATTEY	1,552.50	12/08/2020
635688	12/04/2020	W/V	CINTAS CORPORATION	2,371.52	12/04/2020
635689	12/04/2020	W/R	CJM SOLUTIONS, LLC	14,487.15	12/10/2020
635690	12/04/2020	W/R	CLEVELAND PLUMBING	51.30	12/08/2020
635691	12/04/2020	W/R	COLORAMICS, LLC DBA OHIO CERAM	216.13	12/10/2020
635692	12/04/2020	W/R	COPLEY HIGH SCHOOL	75.00	12/08/2020
635693	12/04/2020	W/R	CRISIS PREVENTON INST, INC.	150.00	12/11/2020
635694	12/04/2020	W/R	CRANDALL COMPANY, INC	336.85	12/11/2020
635695	12/04/2020	W/R	DEBBIE QUAIDER	78.47	12/07/2020
635696	12/04/2020	W/R	DEBBIE QUAIDER	44.76	12/08/2020
635697	12/04/2020	W/R	DESIGNS INK LTD	495.00	12/07/2020
635698	12/04/2020	W/R	DYSLEXIA COACH OF NJ LLC	780.00	12/11/2020
635699	12/04/2020	W/W	EASY GRAPHICS CORP	6,212.00	
635700	12/04/2020	W/R	FASTENAL COMPANY	49.87	12/11/2020
635701	12/04/2020	W/R	FOLLETT SCHOOL SOLUTIONS INC	193.20	12/10/2020
635702	12/04/2020	W/R	FRONTIER NORTH INC	5,682.18	12/14/2020
635703	12/04/2020	W/R	GOPHER SPORT	42.94	12/14/2020
635704	12/04/2020	W/R	HARPLEY CS LLC	1,210.00	12/07/2020
635705	12/04/2020	W/R	HOME DEPOT CREDIT SERVICES	2,118.61	12/16/2020
635706	12/04/2020	W/R	INNOVATIVE SOLUTIONS	1,995.00	12/11/2020
635707	12/04/2020	W/R	INSTITUTE FOR MULTI-SENSORY	1,148.00	12/21/2020
635708	12/04/2020	W/R	JOSHEN PAPER & PACKAGING	219.99	12/10/2020
635709	12/04/2020	W/R	JULIE WILLIAMS	2,805.01	12/29/2020
635710	12/04/2020	W/R	KIDS DISCOVER LLC	144.00	12/22/2020
635711	12/04/2020	W/R	KIM HALLOCK	7.92	12/07/2020
635712	12/04/2020	W/R	LAWSON PRODUCTS, INC	249.53	12/14/2020
635713	12/04/2020	W/R	LEARNING A-Z	105.45	12/10/2020
635714	12/04/2020	W/R	LORI S KELLY	2,501.00	12/07/2020
635715	12/04/2020	W/R	MARION D LEONARD	200.00	12/07/2020
635716	12/04/2020	W/R	MARS ELECTRIC CO.	103.67	12/07/2020
635717	12/04/2020	W/R	MCGRAW-HILL SCHOOL EDU. LLC	1,295.79	12/10/2020
635718	12/04/2020	W/R	MEDINA COUNTY SANITARY	13,265.45	12/07/2020
635719	12/04/2020	W/R	MUSIC THERAPY ENRICHMENT	1,054.00	12/21/2020
635720	12/04/2020	W/R	NICHOLS PAPER & SUPPLY CO.	146.16	12/10/2020
635721	12/04/2020	W/R	NICOLLE VARNEY	83.39	12/07/2020
635722	12/04/2020	W/R	OHIO EDISON COMPANY	17,720.45	12/08/2020
635723	12/04/2020	W/R	OHIO STATE BAR ASSOCIATION	247.00	12/16/2020
635724	12/04/2020	W/R	ORLO AUTO PARTS INC	258.25	12/08/2020
635725	12/04/2020	W/R	OSPA-OHIO SCHOOL PSYCHOLOGISTS	120.00	12/15/2020
635726	12/04/2020	W/R	OTC BRANDS INC	158.57	12/14/2020

Date: 1/06/2021

C H E C K   R E G I S T E R  
Processing Month: December 2020  
MEDINA CITY SCHOOL DISTRICT

Page: 3  
(CHKREG)

Check#	Check Date	Org Sta	Vendor Paid	Check Amount	Status Date
635727	12/04/2020	W/R	PEARSON ASSESSMENTS	310.00	12/14/2020
635728	12/04/2020	W/R	PITNEY BOWES GLOBAL FINANCIAL	2,188.40	12/14/2020
635729	12/04/2020	W/R	PLAYCORE WISCONSIN INC	1,236.91	12/14/2020
635730	12/04/2020	W/W	POINT SPRING & DRIVESHAFT CO	38.07	
635731	12/04/2020	W/R	PRAXAIR	28.73	12/11/2020
635732	12/04/2020	W/R	PRO-ED, INC.	102.30	12/09/2020
635733	12/04/2020	W/R	QUILL CORPORATION	421.59	12/17/2020
635734	12/04/2020	W/R	RAINBOW RESOURCE CENTER INC	113.03	12/17/2020
635735	12/04/2020	W/R	REA & ASSOCIATES INC	1,500.00	12/07/2020
635736	12/04/2020	W/R	ROJEN COMPANY	88.40	12/11/2020
635737	12/04/2020	W/R	ROWLEYS WHOLESALE	403.85	12/16/2020
635738	12/04/2020	W/R	SC STRATEGIC SOLUTIONS LLC	288.00	12/07/2020
635739	12/04/2020	W/R	SCHOLASTIC BOOK CLUBS, INC	51.00	12/15/2020
635740	12/04/2020	W/R	SCHOOL HEALTH CORPORATION	70.28	12/10/2020
635741	12/04/2020	W/R	SCHOOL SPECIALTY, INC	416.95	12/14/2020
635742	12/04/2020	W/R	SHELLEY MACK	544.00	12/07/2020
635743	12/04/2020	W/R	SHIFFLER EQUIPMENT SALES INC	44.79	12/09/2020
635744	12/04/2020	W/W	PHONAK LLC	58.82	
635745	12/04/2020	W/R	SPORTSWORLD	442.00	12/14/2020
635746	12/04/2020	W/R	STANDARD WELDING & STEEL	320.00	12/08/2020
635747	12/04/2020	W/R	STANTON'S SHEET MUSIC INC	560.37	12/10/2020
635748	12/04/2020	W/R	STAPLES INC	29.61	12/09/2020
635749	12/04/2020	W/R	STERLING FARM EQUIPMENT	14.89	12/09/2020
635750	12/04/2020	W/R	TALBERT'S COMMERCIAL PRODUCTS	211.50	12/08/2020
635751	12/04/2020	W/R	TECHNOLOGY ENGINEERING	11,862.50	12/07/2020
635752	12/04/2020	W/R	UNITY SCHOOL BUS PARTS	77.56	12/14/2020
635753	12/04/2020	W/R	UNIVERSITY OF ALABAMA	650.00	12/17/2020
635754	12/04/2020	W/R	USA MOBILE DRUG TESTING	352.00	12/28/2020
635755	12/04/2020	W/W	VALORE'S TRUCK PAINTING &	3,564.17	
635756	12/04/2020	W/R	WEST MUSIC COMPANY INC	76.60	12/15/2020
635757	12/04/2020	W/R	WORLD TRUCK TOWING &	380.00	12/08/2020
635758	12/04/2020	B/B	RODNEY WILLIAMS	13.00	
635759	12/04/2020	B/R	JENNIFER FITZGERALD	19.00	12/11/2020
635760	12/04/2020	B/R	CINDY NORT	42.00	12/14/2020
635761	12/04/2020	B/R	DAWN SCHAFER	19.00	12/15/2020
635762	12/04/2020	B/B	DAWN PETRY	61.00	
635763	12/11/2020	W/R	ACHIEVEMENT ADVANTAGE	3,375.00	12/18/2020
635764	12/11/2020	W/R	ADVANCE AUTO PARTS	200.20	12/28/2020
635765	12/11/2020	W/R	AMAZON.COM	1,990.80	12/14/2020
635766	12/11/2020	W/R	ARMSTRONG	703.24	12/18/2020
635767	12/11/2020	W/R	ARMSTRONG CABLE	59.95	12/17/2020
635768	12/11/2020	W/W	BARNES & NOBLE EDUCATION, INC	9,647.30	
635769	12/11/2020	W/W	BLICK ART MATERIALS LLC	40.97	
635770	12/11/2020	W/W	BOOM LEARNING	50.00	
635771	12/11/2020	W/R	BORDEN DAIRY	1,011.23	12/18/2020
635772	12/11/2020	W/R	BSN SPORTS LLC	2,386.29	12/21/2020
635773	12/11/2020	W/R	BUZZARD TOOLS LLC	129.99	12/21/2020
635774	12/11/2020	W/W	CARDINAL BUS SALES & SERV INC	721.84	
635775	12/11/2020	W/R	CAROLINA BIOLOGICAL SUPPLY CO.	969.35	12/21/2020
635776	12/11/2020	W/R	CDWG	1,288.16	12/21/2020
635777	12/11/2020	W/R	CENTERRA CO-OP	103.35	12/18/2020
635778	12/11/2020	W/R	CENTRAL INSTRUMENT CO.	34.95	12/16/2020

Date: 1/06/2021

C H E C K   R E G I S T E R  
Processing Month: December 2020  
MEDINA CITY SCHOOL DISTRICT

Page: 4  
(CHKREG)

Check#	Check Date	Org Sta	Vendor Paid	Check Amount	Status Date
635779	12/11/2020	W/R	CHUCK'S CUSTOM, LLC	25.64	12/18/2020
635780	12/11/2020	W/R	CINTAS FIRST AID & SAFETY	108.75	12/17/2020
635781	12/11/2020	W/W	CINTAS CORPORATION	2,875.42	
635782	12/11/2020	W/R	CITY OF MEDINA	69.99	12/17/2020
635783	12/11/2020	W/W	CLEVELAND CLINIC ATWORK	475.00	
635784	12/11/2020	W/R	CLEVELAND CLINIC CENTER	58,792.72	12/16/2020
635785	12/11/2020	W/R	CLEVELAND PLUMBING	5.30	12/16/2020
635786	12/11/2020	W/W	CONCORD THEATRICALS CORP	24.60	
635787	12/11/2020	W/R	CROWN TROPHY OF MEDINA	1,249.30	12/23/2020
635788	12/11/2020	W/R	CUMMINS INTERSTATE POWER INC	552.42	12/21/2020
635789	12/11/2020	W/R	CUYAHOGA COMMUNITY COLLEGE	725.20	12/15/2020
635790	12/11/2020	W/R	CYNTHIA KUICK	33.58	12/14/2020
635791	12/11/2020	W/R	DAMON INDUSTRIES INC	1,066.31	12/17/2020
635792	12/11/2020	W/R	DANIEL SMITH	1.50	12/14/2020
635793	12/11/2020	W/R	DECKER EQUIPMENT/SCHOOL FIX	77.77	12/23/2020
635794	12/11/2020	W/R	DON JOHNSTON, INC	324.00	12/22/2020
635795	12/11/2020	W/R	DRAMATISTS PLAY SERVICE	16.65	12/28/2020
635796	12/11/2020	W/W	EDUCATION ALTERNATIVES	3,816.00	
635797	12/11/2020	W/R	ENVIROCHEMICAL INC	360.00	12/16/2020
635798	12/11/2020	W/R	FARMERS EXCHANGE CO INC	538.02	12/16/2020
635799	12/11/2020	W/R	FASTENAL COMPANY	119.28	12/28/2020
635800	12/11/2020	W/R	FOLLETT SCHOOL SOLUTIONS INC	178.79	12/21/2020
635801	12/11/2020	W/R	GRANT US HOPE	1,000.00	12/17/2020
635802	12/11/2020	W/R	GRIZZLY AUTO & TIRE	116.07	12/22/2020
635803	12/11/2020	W/R	HD SUPPLY FACILITIES	190.92	12/24/2020
635804	12/11/2020	W/R	STAPLES INC	239.34	12/28/2020
635805	12/11/2020	W/R	JILL MILLER	23.37	12/14/2020
635806	12/11/2020	W/R	JOSHEN PAPER & PACKAGING	513.82	12/18/2020
635807	12/11/2020	W/R	JUDITH R GREEN	100.00	12/22/2020
635808	12/11/2020	W/R	KRISTINE QUALLICH	19.92	12/14/2020
635809	12/11/2020	W/R	LANGUAGE LEARNING ASSOCIATES	33,934.50	12/14/2020
635810	12/11/2020	W/R	MARS ELECTRIC CO.	412.90	12/16/2020
635811	12/11/2020	W/R	MATH LEARNING CENTER	387.64	12/31/2020
635812	12/11/2020	W/R	MCMASTER-CARR	12.60	12/18/2020
635813	12/11/2020	W/W	MEDINA ATHLETIC BOOSTER CLUB	700.00	
635814	12/11/2020	W/R	MEDINA CITY SCHOOLS	318.12	12/14/2020
635815	12/11/2020	W/R	MEDINA CITY SCHOOLS	70,975.00	12/14/2020
635816	12/11/2020	W/R	MEDINA COUNTY SOLID WASTE DIST	4.83	12/22/2020
635817	12/11/2020	W/R	MEDINA HARDWARE, INC	112.85	12/21/2020
635818	12/11/2020	W/R	MEDINA SIGN POST INC	112.40	12/18/2020
635819	12/11/2020	W/R	MELISSA ALICE COTTAGE	229.50	12/14/2020
635820	12/11/2020	W/R	MICHAEL WESNER	1,241.15	12/14/2020
635821	12/11/2020	W/R	MICHIGAN COMPANY INC	1,137.45	12/28/2020
635822	12/11/2020	W/R	MIRACLE RECREATION EQUIPMENT	246.00	12/18/2020
635823	12/11/2020	W/R	MONTVILLE POLICE DEPARTMENT	25.25	12/23/2020
635824	12/11/2020	W/R	MORGAN AMEND	1,705.00	12/17/2020
635825	12/11/2020	W/R	THE M CONLEY COMPANY	228.30	12/18/2020
635826	12/11/2020	W/R	NICHOLS PAPER & SUPPLY CO.	835.05	12/21/2020
635827	12/11/2020	W/R	OHIO HS WRESTLING COACHES ASSO	25.00	12/22/2020
635828	12/11/2020	W/R	OHIO PAVING AND CONSTRUCTION	21,961.80	12/18/2020
635829	12/11/2020	W/R	OHIO SCHOOL BOARDS ASSOC	1,225.00	12/22/2020
635830	12/11/2020	W/R	OHIO SCHOOLS COUNCIL	525.00	12/22/2020



Date: 1/06/2021

C H E C K   R E G I S T E R  
Processing Month: December 2020  
MEDINA CITY SCHOOL DISTRICT

Page: 5  
(CHKREG)

Check#	Check Date	Org Sta	Vendor Paid	Check Amount	Status Date
635831	12/11/2020	W/R	OHIO SCHOOLS COUNCIL- NAT GAS	25,100.00	12/22/2020
635832	12/11/2020	W/R	OHIO HIGH SCHOOL ATHLETIC ASSN	125.00	12/31/2020
635833	12/11/2020	W/R	OTC BRANDS INC	149.25	12/22/2020
635834	12/11/2020	W/R	PITNEY BOWES GLOBAL FINANCIAL	1,046.16	12/21/2020
635835	12/11/2020	W/R	PLAYHOUSE SQUARE FOUNDATION	75.00	12/17/2020
635836	12/11/2020	W/R	RAFCOMM, INC.	21.22	12/21/2020
635837	12/11/2020	W/R	SCHOOL SPECIALTY, INC	83.79	12/21/2020
635838	12/11/2020	W/R	SCRUBBER CITY INC	82.06	12/21/2020
635839	12/11/2020	W/R	SMORE	999.00	12/21/2020
635840	12/11/2020	W/R	SOCCER POST	528.00	12/22/2020
635841	12/11/2020	W/R	SPIRITWEARMALL	2,580.00	12/21/2020
635842	12/11/2020	W/R	STANDARD WELDING & STEEL	36.12	12/17/2020
635843	12/11/2020	W/W	STERLING PAPER CO	582.85	
635844	12/11/2020	W/R	TIERNEY BROTHERS, INC.	4,463.00	12/22/2020
635845	12/11/2020	W/R	AUDITOR OF STATE'S OFFICE	2,751.00	12/22/2020
635846	12/11/2020	W/W	WADSWORTH CITY SCHOOLS	100.00	
635847	12/11/2020	W/R	WATERLOGIC AMERICAS LLC	59.95	12/18/2020
635848	12/11/2020	W/R	WOLFF BROS. SUPPLY, INC.	932.64	12/18/2020
635849	12/11/2020	B/B	Jeff or Crystal Johnson	12.50	
635850	12/11/2020	B/R	Rebecca Prasek	10.00	12/28/2020
635851	12/11/2020	B/R	JAMES FOX	10.00	12/22/2020
635852	12/11/2020	B/R	DAVID OR LORI ELMORE	10.00	12/23/2020
635853	12/11/2020	B/R	BENJAMIN STOBBS	10.00	12/21/2020
635854	12/11/2020	B/R	BRADEN LEUPP	12.50	12/29/2020
635855	12/17/2020	W/R	ABC THERAPY, LTD	15,909.28	12/18/2020
635856	12/17/2020	W/W	ADVANCE AUTO PARTS	55.19	
635857	12/17/2020	W/R	AIRGAS USA, LLC	23.03	12/31/2020
635858	12/17/2020	W/R	AKRON BEARING COMPANY, INC.	15.71	12/31/2020
635859	12/17/2020	W/W	ALBRIGHT SECURITY CENTER, INC.	9.00	
635860	12/17/2020	W/W	ALLIED 100 LLC	40.91	
635861	12/17/2020	W/R	AMAZON.COM	1,547.58	12/18/2020
635862	12/17/2020	W/W	APPLE INC.	2,940.00	
635863	12/17/2020	W/W	APPLIED MSS	145.51	
635864	12/17/2020	W/R	ARIEL KARAS	150.00	12/29/2020
635865	12/17/2020	W/W	BLICK ART MATERIALS LLC	1,481.76	
635866	12/17/2020	W/W	BORDEN DAIRY	1,837.90	
635867	12/17/2020	W/R	CARDINAL BUS SALES & SERV INC	1,260.35	12/29/2020
635868	12/17/2020	W/R	CHAD WILSON	38.24	12/18/2020
635869	12/17/2020	W/W	CINTAS CORPORATION	1,036.30	
635870	12/17/2020	W/R	CITY OF MEDINA	12,103.91	12/31/2020
635871	12/17/2020	W/R	COLORAMICS, LLC DBA OHIO CERAM	348.61	12/28/2020
635872	12/17/2020	W/R	COLUMBIA GAS OF OHIO, INC	411.38	12/31/2020
635873	12/17/2020	W/R	CUMMINS INTERSTATE POWER INC	65.99	12/31/2020
635874	12/17/2020	W/W	DE LAGE LANDEN FINANCIAL	1,226.40	
635875	12/17/2020	W/W	DISCOUNT SCHOOL SUPPLY	47.86	
635876	12/17/2020	W/R	DYNAMERICAN, INC.	350.00	12/29/2020
635877	12/17/2020	W/R	EASY GRAPHICS CORP	8,568.00	12/29/2020
635878	12/17/2020	W/R	EDUCATIONAL SERVICE CENTER	27,917.00	12/29/2020
635879	12/17/2020	W/R	ELIZABETH BONDI	556.35	12/18/2020
635880	12/17/2020	W/W	ENTERPRISE FLEET MGMT INC.	11,830.95	
635881	12/17/2020	W/W	FBN SYSTEMS, INC.	710.00	
635882	12/17/2020	W/R	BC TECHNOLOGIES CO	865.00	12/29/2020

Date: 1/06/2021

C H E C K   R E G I S T E R  
Processing Month: December 2020  
MEDINA CITY SCHOOL DISTRICT

Page: 6  
(CHKREG)

Check#	Check Date	Org Sta	Vendor Paid	Check Amount	Status Date
635883	12/17/2020	W/R	GOODWILL INDUSTRIES AKRON INC	3,654.00	12/18/2020
635884	12/17/2020	W/W	GUITAR CENTER STORES INC	218.00	
635885	12/17/2020	W/R	HARRISON FORD INC	1,654.37	12/31/2020
635886	12/17/2020	W/R	ACA TRACK	1,612.50	12/18/2020
635887	12/17/2020	W/R	JENNIFER COLLINS	13.23	12/18/2020
635888	12/17/2020	W/R	JOSHEN PAPER & PACKAGING	148.80	12/31/2020
635889	12/17/2020	W/W	JOSTENS INC	4,674.52	
635890	12/17/2020	W/R	JULIE KEARNEY	22.03	12/18/2020
635891	12/17/2020	W/V	KAREN CARABIN	21.40	12/22/2020
635892	12/17/2020	W/W	KENSTON HIGH SCHOOL	60.00	
635893	12/17/2020	W/R	LORI S KELLY	2,745.00	12/18/2020
635894	12/17/2020	W/W	MACIE PUBLISHING COMPANY	231.99	
635895	12/17/2020	W/R	MCMASTER-CARR	37.71	12/31/2020
635896	12/17/2020	W/W	MEDCO SUPPLY, MASUNE & SURG	36.03	
635897	12/17/2020	W/R	MEDINA COUNTY BOARD OF	4,486.48	12/31/2020
635898	12/17/2020	W/W	MEDINA COUNTY PORT AUTHORITY	853.00	
635899	12/17/2020	W/R	MELISSA ALICE COTTAGE	382.50	12/18/2020
635900	12/17/2020	W/R	NICKLES BAKERY	88.80	12/29/2020
635901	12/17/2020	W/R	O.P. AQUATICS	58.80	12/28/2020
635902	12/17/2020	W/W	OAESA	295.00	
635903	12/17/2020	W/W	OHIO EDISON COMPANY	34,062.72	
635904	12/17/2020	W/W	OHIO HIGH SCHOOL SPEECH LEAGUE	90.00	
635905	12/17/2020	W/W	OHIO SCHOOLS COUNCIL	525.00	
635906	12/17/2020	W/R	ORLO AUTO PARTS INC	147.59	12/28/2020
635907	12/17/2020	W/R	OVERDRIVE, INC	438.00	12/29/2020
635908	12/17/2020	W/W	PEARSON ASSESSMENTS	1,817.60	
635909	12/17/2020	W/W	PEARSON EDUCATION, INC.	160.11	
635910	12/17/2020	W/W	POINT SPRING & DRIVESHAFT CO	398.68	
635911	12/17/2020	W/W	PRO-ED, INC.	325.00	
635912	12/17/2020	W/R	PSI AFFILIATES, INC.	20,180.49	12/18/2020
635913	12/17/2020	W/W	RAFCOMM, INC.	168.45	
635914	12/17/2020	W/W	REINHARDT SUPPLY COMPANY	864.16	
635915	12/17/2020	W/W	RJ VERNAK REFRIGERATION	277.50	
635916	12/17/2020	W/R	SCHOLASTIC BOOK CLUBS, INC	176.50	12/31/2020
635917	12/17/2020	W/R	SCHOLASTIC MAGAZINES	236.25	12/31/2020
635918	12/17/2020	W/W	SCHOOL SPECIALTY, INC	9.86	
635919	12/17/2020	W/R	SCOTT SCRIVEN LLP	1,425.00	12/29/2020
635920	12/17/2020	W/R	SENDERO THERAPIES, INC.	51,509.16	12/18/2020
635921	12/17/2020	W/W	SHERWIN WILLIAMS COMPANY	86.20	
635922	12/17/2020	W/W	SHIFFLER EQUIPMENT SALES INC	37.99	
635923	12/17/2020	W/R	SUBURBAN SCHOOL	30,352.00	12/31/2020
635924	12/17/2020	W/R	TALBERT'S COMMERCIAL PRODUCTS	3,779.82	12/29/2020
635925	12/17/2020	W/R	TECHNOLOGY ENGINEERING	4,500.00	12/18/2020
635926	12/17/2020	W/W	AAA AUTO CLUB	170.00	
635927	12/17/2020	W/W	UNITY SCHOOL BUS PARTS	292.33	
635928	12/17/2020	W/W	USA MOBILE DRUG TESTING	239.00	
635929	12/17/2020	W/W	VINSON GROUP, LLC	2,500.00	
635930	12/17/2020	W/R	WARD'S SCIENCE	1,431.28	12/31/2020
635931	12/17/2020	W/R	WELLINGTON IMPLEMENT CO., INC.	232.58	12/31/2020
635932	12/17/2020	W/W	WEST MUSIC COMPANY INC	7.95	
635933	12/17/2020	W/R	WOLFF BROS. SUPPLY, INC.	43.87	12/28/2020
635934	12/17/2020	W/R	CDI COMPUTER DEALERS, INC.	19,331.00	12/31/2020

Date: 1/06/2021

C H E C K   R E G I S T E R  
Processing Month: December 2020  
MEDINA CITY SCHOOL DISTRICT

Page: 7  
(CHKREG)

Check#	Check Date	Org Sta	Vendor Paid	Check Amount	Status Date
635935	12/30/2020	W/W	ABC FIRE INC	124.50	
635936	12/30/2020	W/W	ACHIEVEMENT ADVANTAGE	2,887.50	
635937	12/30/2020	W/W	ADVANCE AUTO PARTS	146.21	
635938	12/30/2020	W/W	AKRON BEARING COMPANY, INC.	1,002.62	
635939	12/30/2020	W/R	AMAZON.COM	1,391.39	12/31/2020
635940	12/30/2020	W/W	APPLE COMPUTERS INC.	5,294.00	
635941	12/30/2020	W/W	APPLE MOBILE LEASING, INC	10,000.00	
635942	12/30/2020	W/W	APPLEWOOD CENTERS INC DBA	4,392.29	
635943	12/30/2020	W/W	APPLIED MSS	324.30	
635944	12/30/2020	W/W	ASHLAND UNIVER. TELEGO CENTER	700.00	
635945	12/30/2020	W/W	BARNES & NOBLE BOOKSELLERS	410.82	
635946	12/30/2020	W/W	BELLEFAIRE JEWISH CHILDREN'S	28,963.89	
635947	12/30/2020	W/W	BLICK ART MATERIALS LLC	86.61	
635948	12/30/2020	W/W	BOARDMAN LOCAL SCHOOLS	350.00	
635949	12/30/2020	W/W	BOILER SPECIALISTS INC	513.00	
635950	12/30/2020	W/W	BORDEN DAIRY	1,419.47	
635951	12/30/2020	W/W	BUZZARD TOOLS LLC	325.98	
635952	12/30/2020	W/W	C MARTIN TRUCKING	1,262.02	
635953	12/30/2020	W/W	CARDINAL BUS SALES & SERV INC	651.73	
635954	12/30/2020	W/W	CCG AUTOMATION, INC	1,830.26	
635955	12/30/2020	W/W	CHRISTY MATTEY	62.10	
635956	12/30/2020	W/W	CINTAS CORPORATION	763.53	
635957	12/30/2020	W/W	CITY OF MEDINA	205.79	
635958	12/30/2020	W/W	COLORAMICS, LLC DBA OHIO CERAM	51.70	
635959	12/30/2020	W/W	COLUMBIA GAS OF OHIO, INC	5,987.33	
635960	12/30/2020	W/W	CONCORD THEATRICALS CORP	18.80	
635961	12/30/2020	W/R	DANIEL SMITH	7.48	12/31/2020
635962	12/30/2020	W/R	DAVID M CHAMBERS	23.58	12/31/2020
635963	12/30/2020	W/W	DISCOUNT SCHOOL SUPPLY	795.95	
635964	12/30/2020	W/W	ENHANCED FITNESS & PERFORMANCE	170.00	
635965	12/30/2020	W/W	ESC OF MEDINA COUNTY	2,400.00	
635966	12/30/2020	W/W	FASTENAL COMPANY	9.86	
635967	12/30/2020	W/W	FOLLETT SCHOOL SOLUTIONS INC	310.50	
635968	12/30/2020	W/W	FOLLETT SCHOOL SOLUTIONS INC	80.30	
635969	12/30/2020	W/W	FRONTIER NORTH INC	797.51	
635970	12/30/2020	W/W	GRAINGER SUPPLY CO	232.00	
635971	12/30/2020	W/W	GUITAR CENTER STORES INC	29.00	
635972	12/30/2020	W/W	HEALTHCARE BILLING SERVICES	649.51	
635973	12/30/2020	W/W	INNOVATIVE SOLUTIONS	987.50	
635974	12/30/2020	W/W	INTERACTIVE HEALTH	1,350.00	
635975	12/30/2020	W/W	JANICE HENSLEY	765.00	
635976	12/30/2020	W/R	JOHN WESTFALL JR	10.47	12/31/2020
635977	12/30/2020	W/W	JOSHEN PAPER & PACKAGING	160.15	
635978	12/30/2020	W/W	JULIE WILLIAMS	1,925.01	
635979	12/30/2020	W/R	KAREN CARABIN	21.40	12/31/2020
635980	12/30/2020	W/W	KELE INC	193.22	
635981	12/30/2020	W/W	LEARNING WITHOUT TEARS	253.00	
635982	12/30/2020	W/W	LITERACY RESOURCES, LLC	269.95	
635983	12/30/2020	W/W	LODI LUMBER CO	134.70	
635984	12/30/2020	W/R	LORI S KELLY	1,586.00	12/31/2020
635985	12/30/2020	W/W	MACK'S, INC.	412.90	
635986	12/30/2020	W/W	MCMaster-CARR	749.67	

Date: 1/06/2021

C H E C K   R E G I S T E R  
Processing Month: December 2020  
MEDINA CITY SCHOOL DISTRICT

Page: 8  
(CHKREG)

Check#	Check Date	Org Sta	Vendor Paid	Check Amount	Status Date
635987	12/30/2020	W/R	MEDINA CITY SCHOOLS	31.50	12/31/2020
635988	12/30/2020	W/W	MEDINA COUNTY SANITARY	1,726.83	
635989	12/30/2020	W/W	MEDINA GLASS COMPANY	1,332.80	
635990	12/30/2020	W/W	MEDINA GYMNASTICS ACADEMY, INC	197.28	
635991	12/30/2020	W/R	MELISSA ALICE COTTAGE	306.00	12/31/2020
635992	12/30/2020	W/R	MICHELLE LOBUGLIO	113.32	12/31/2020
635993	12/30/2020	W/W	MICHIGAN COMPANY INC	343.57	
635994	12/30/2020	W/W	MORGAN AMEND	1,029.00	
635995	12/30/2020	W/W	MT BUSINESS TECHNOLOGIES, INC.	304.58	
635996	12/30/2020	W/W	MUSIC & ARTS	318.56	
635997	12/30/2020	W/W	NATIONAL LATIN EXAM	755.00	
635998	12/30/2020	W/W	NEOLA INC.	1,225.00	
635999	12/30/2020	W/W	NEW PHILADELPHIA CITY SCHOOLS	80.00	
636000	12/30/2020	W/W	NWEA	4,324.30	
636001	12/30/2020	W/W	O.P. AQUATICS	161.12	
636002	12/30/2020	W/W	ORLO AUTO PARTS INC	159.31	
636003	12/30/2020	W/W	OSPA-OHIO SCHOOL PSYCHOLOGISTS	120.00	
636004	12/30/2020	W/W	P & A ADMINISTRATIVE SERVICES	381.10	
636005	12/30/2020	W/R	PETERS KALAIL & MARKAKIS CO	2,834.55	12/31/2020
636006	12/30/2020	W/W	POINT SPRING & DRIVESHAFT CO	240.79	
636007	12/30/2020	W/W	RAFCOMM, INC.	174.26	
636008	12/30/2020	W/R	REDTREE INVESTMENT GROUP	1,598.31	12/31/2020
636009	12/30/2020	W/R	RONDA FRENCH	13.00	12/31/2020
636010	12/30/2020	W/W	SCHOLASTIC BOOK CLUBS, INC	404.50	
636011	12/30/2020	W/R	SCHOOL SPECIALTY, INC	1,569.05	12/31/2020
636012	12/30/2020	W/W	SHEAKLEY UNISERVE, INC.	17,800.00	
636013	12/30/2020	W/R	SHELLEY MACK	595.00	12/31/2020
636014	12/30/2020	W/W	SHERWIN WILLIAMS COMPANY	242.61	
636015	12/30/2020	W/W	SOUTH OF THE SQUARE	3,148.33	
636016	12/30/2020	W/W	STAGERIGHT CORPORATION	2,340.00	
636017	12/30/2020	W/W	STANTON'S SHEET MUSIC INC	277.11	
636018	12/30/2020	W/W	TALBERT'S COMMERCIAL PRODUCTS	95.37	
636019	12/30/2020	W/W	US AWARDS INC	317.00	
636020	12/30/2020	W/W	VERIZON BUSINESS	769.74	
636021	12/30/2020	W/W	VERIZON WIRELESS	82.81	
636022	12/30/2020	W/W	VSA INC	4,695.00	
636023	12/30/2020	W/W	W.B. MASON CO., INC.	204.83	
636024	12/30/2020	W/W	WOLFF BROS. SUPPLY, INC.	862.21	
636025	12/30/2020	W/W	WORLD TRUCK TOWING &	1,980.00	
942534	12/04/2020	C/C	MEMO -MEDINA CITY SCHOOLS	2,052,372.01	
942535	12/03/2020	C/C	MEMO -MEDINA CITY SCHOOLS	1,685.01	
942536	12/18/2020	C/C	MEMO -MEDINA CITY SCHOOLS	2,019,212.24	
942537	12/30/2020	C/C	MEMO -MEDINA CITY SCHOOLS	1,996,500.15	

Total Checks Issued      \$ 15,415,723.91



Date: 01/06/21  
Time: 2:21 pm

MEDINA CITY SCHOOL DISTRICT  
Appropriation Account Summary  
SORTED BY FUND-SCC

Page: 1  
(APPSUM)

FYTD Appropriated	Prior FY Carryover Encumbrances	FYTD Expendable	FYTD Actual Expenditures	MTD Actual Expenditures	Current Encumbrances	FYTD Unencumbered Balance	FYTD Percent Exp/Enc
*****TOTAL FOR FUND-SCC 001 0000 (GENERAL FUND):							
78,955,213.00	977,435.17	79,932,648.17	39,136,935.23	7,761,245.29	2,527,776.51	38,267,936.43	52.12
=====							
*****TOTAL FOR FUND-SCC 002 9000 (BOND RETIREMENT - NEW ELEM/SR HIGH):							
4,296,036.50	0.00	4,296,036.50	3,678,951.79	3,652,893.25	573,143.25	43,941.46	98.98
=====							
*****TOTAL FOR FUND-SCC 002 9012 (LOCAL SALES TAX RETIREMENT OF COPS):							
1,741,187.50	0.00	1,741,187.50	1,309,243.75	0.00	428,193.75	3,750.00	99.78
=====							
*****TOTAL FOR FUND-SCC 002 9014 (CONSOLIDATION - ENERGY & TRANSP NOTES):							
337,756.25	0.00	337,756.25	328,543.74	0.00	9,212.50	0.01	100.00
=====							
*****TOTAL FOR FUND-SCC 003 9000 (PERMANENT IMPROVEMENT FUND):							
13,601.14	0.00	13,601.14	0.00	0.00	0.00	13,601.14	0.00
=====							
*****TOTAL FOR FUND-SCC 003 9001 (MEDINA CITY REC CENTER-PERMANENT IMPROV.):							
100,000.00	3,236.25	103,236.25	82,242.25	61,736.80	6,500.00	14,494.00	85.96
=====							
*****TOTAL FOR FUND-SCC 006 0000 (LUNCHROOM FUND):							
2,604,583.56	57,425.93	2,662,009.49	885,217.59	183,255.41	92,115.13	1,684,676.77	36.71
=====							
*****TOTAL FOR FUND-SCC 007 9004 (COLLINS SCHOLARSHIP/POST-GRADUATE):							
18,000.00	0.00	18,000.00	0.00	0.00	18,000.00	0.00	100.00
=====							
*****TOTAL FOR FUND-SCC 007 9111 (CHARLES STANGEL SCHOLARSHIP FUND):							
500.00	0.00	500.00	0.00	0.00	0.00	500.00	0.00
=====							
*****TOTAL FOR FUND-SCC 007 9333 (RIOS STUDENT LEADER SCHOLAR.):							
4,000.00	0.00	4,000.00	0.00	0.00	4,000.00	0.00	100.00
=====							

Date: 01/06/21  
Time: 2:21 pm

MEDINA CITY SCHOOL DISTRICT  
Appropriation Account Summary  
SORTED BY FUND-SCC

Page: 2  
(APPSUM)

FYTD Appropriated	Prior FY Carryover Encumbrances	FYTD Expendable	FYTD Actual Expenditures	MTD Actual Expenditures	Current Encumbrances	FYTD Unencumbered Balance	FYTD Percent Exp/Enc
*****TOTAL FOR FUND-SCC 008 9002 (KANEHL MUSIC TRUST):							
250.00	0.00	250.00	0.00	0.00	250.00	0.00	100.00
=====							
*****TOTAL FOR FUND-SCC 008 9003 (RICHARD HOFFMAN COLLINS MEMORIAL SCHOLARSHIP ):							
30,000.00	0.00	30,000.00	0.00	0.00	25,000.00	5,000.00	83.33
=====							
*****TOTAL FOR FUND-SCC 008 9112 (ELAINE BUSHMAN FUND):							
400.00	0.00	400.00	0.00	0.00	400.00	0.00	100.00
=====							
*****TOTAL FOR FUND-SCC 009 9000 (STAR):							
35,912.71	0.00	35,912.71	0.00	0.00	28,068.00	7,844.71	78.16
=====							
*****TOTAL FOR FUND-SCC 009 9110 (UNIFORM SUPPLIES GARFIELD):							
6,206.00	0.00	6,206.00	3,857.85	196.21	888.74	1,459.41	76.48
=====							
*****TOTAL FOR FUND-SCC 009 9120 (UNIFORM SUPPLIES - CANAVAN):							
11,096.00	0.00	11,096.00	7,248.16	8.15	1,000.00	2,847.84	74.33
=====							
*****TOTAL FOR FUND-SCC 009 9130 (UNIFORM SUPPLIES - FENN):							
14,059.29	0.00	14,059.29	10,619.99	193.92	2,786.84	652.46	95.36
=====							
*****TOTAL FOR FUND-SCC 009 9140 (UNIFORM SUPPLIES - HERITAGE):							
10,236.00	0.00	10,236.00	6,050.45	459.59	1,920.07	2,265.48	77.87
=====							
*****TOTAL FOR FUND-SCC 009 9160 (UNIFORM SUPPLIES - BLAKE):							
11,422.00	0.00	11,422.00	7,185.08	461.18	550.00	3,686.92	67.72
=====							
*****TOTAL FOR FUND-SCC 009 9170 (UNIFORM SUPPLIES - RALPH WAITE ELEMENTARY):							
14,448.00	0.00	14,448.00	10,678.57	57.80	529.21	3,240.22	77.57
=====							

Date: 01/06/21  
Time: 2:21 pm

MEDINA CITY SCHOOL DISTRICT  
Appropriation Account Summary  
SORTED BY FUND-SCC

Page: 3  
(APPSUM)

FYTD Appropriated	Prior FY Carryover Encumbrances	FYTD Expendable	FYTD Actual Expenditures	MTD Actual Expenditures	Current Encumbrances	FYTD Unencumbered Balance	FYTD Percent Exp/Enc
*****TOTAL FOR FUND-SCC 009 9180 (UNIFORM SUPPLIES - ELIZA NORTHROP ELEMENTARY ):							
12,418.00	0.00	12,418.00	8,731.33	1,012.28	1,595.52	2,091.15	83.16
=====							
*****TOTAL FOR FUND-SCC 009 9200 (UNIFORM SUPPLIES - CLAGGETT MIDDLE SCHOOL):							
28,210.00	0.00	28,210.00	12,376.72	403.23	4,416.60	11,416.68	59.53
=====							
*****TOTAL FOR FUND-SCC 009 9210 (UNIFORM SUPPLIES - A.I. ROOT MIDDLE SCHOOL):							
23,253.00	0.00	23,253.00	12,208.82	1,569.05	7,913.95	3,130.23	86.54
=====							
*****TOTAL FOR FUND-SCC 009 9300 (UNIFORM SUPPLIES - SENIOR HIGH SCHOOL):							
180,156.00	15,778.55	195,934.55	41,486.40	9,922.27	21,947.87	132,500.28	32.38
=====							
*****TOTAL FOR FUND-SCC 014 9016 (MEDINA CNTY JUV DET CNTR):							
313,822.00	0.00	313,822.00	164,468.35	34,660.19	0.00	149,353.65	52.41
=====							
*****TOTAL FOR FUND-SCC 014 9116 (EVOLVE):							
1,136,475.00	782.79	1,137,257.79	543,698.68	106,703.75	77,332.63	516,226.48	54.61
=====							
*****TOTAL FOR FUND-SCC 016 0000 (EMERGENCY LEVY):							
6,268,587.41	357,885.89	6,626,473.30	4,320,902.49	954,498.02	402,866.09	1,902,704.72	71.29
=====							
*****TOTAL FOR FUND-SCC 018 9000 (PUBLIC SCHOOL SUPPORT - SUPERINTENDENT):							
10.00	0.00	10.00	0.00	0.00	0.00	10.00	0.00
=====							
*****TOTAL FOR FUND-SCC 018 9110 (PRINCIPAL'S FUND - GARFIELD):							
15,600.00	0.00	15,600.00	3,359.97	471.20	3,146.84	9,093.19	41.71
=====							
*****TOTAL FOR FUND-SCC 018 9113 (GARFIELD MEDIA CENTER):							
2,100.00	0.00	2,100.00	0.00	0.00	0.00	2,100.00	0.00
=====							

Date: 01/06/21  
Time: 2:21 pm

MEDINA CITY SCHOOL DISTRICT  
Appropriation Account Summary  
SORTED BY FUND-SCC

Page: 4  
(APPSUM)

FYTD Appropriated	Prior FY Carryover Encumbrances	FYTD Expendable	FYTD Actual Expenditures	MTD Actual Expenditures	Current Encumbrances	FYTD Unencumbered Balance	FYTD Percent Exp/Enc
*****TOTAL FOR FUND-SCC 018 9120 (PRINCIPAL - CANAVAN):							
10,196.00	621.00	10,817.00	3,252.03	100.47	2,826.57	4,738.40	56.19
=====							
*****TOTAL FOR FUND-SCC 018 9123 (BOOK FAIR - CANAVAN):							
5,060.00	0.00	5,060.00	0.00	0.00	0.00	5,060.00	0.00
=====							
*****TOTAL FOR FUND-SCC 018 9130 (PRINCIPAL - FENN):							
19,000.00	0.00	19,000.00	5,958.47	1,194.43	3,750.00	9,291.53	51.10
=====							
*****TOTAL FOR FUND-SCC 018 9132 (FENN SCHOOL STORE):							
1,460.83	0.00	1,460.83	1,460.83	0.00	0.00	0.00	100.00
=====							
*****TOTAL FOR FUND-SCC 018 9133 (BOOK FAIR - FENN):							
150.00	0.00	150.00	34.30	0.00	50.00	65.70	56.20
=====							
*****TOTAL FOR FUND-SCC 018 9140 (PRINCIPAL'S FUND - HERITAGE):							
26,750.00	0.00	26,750.00	7,394.69	38.90	1,961.10	17,394.21	34.97
=====							
*****TOTAL FOR FUND-SCC 018 9143 (HERITAGE MEDIA CENTER):							
6,000.00	0.00	6,000.00	0.00	0.00	0.00	6,000.00	0.00
=====							
*****TOTAL FOR FUND-SCC 018 9160 (PRINCIPAL'S FUND - H G BLAKE):							
19,400.00	3,733.99	23,133.99	10,450.57	4,232.75	266.95	12,416.47	46.33
=====							
*****TOTAL FOR FUND-SCC 018 9161 (PBIS - BLAKE):							
5,000.00	0.00	5,000.00	0.00	0.00	0.00	5,000.00	0.00
=====							
*****TOTAL FOR FUND-SCC 018 9163 (BLAKE MEDIA CENTER):							
10,000.00	0.00	10,000.00	50.00	0.00	0.00	9,950.00	0.50
=====							



Date: 01/06/21  
Time: 2:21 pm

MEDINA CITY SCHOOL DISTRICT  
Appropriation Account Summary  
SORTED BY FUND-SCC

Page: 5  
(APPSUM)

FYTD Appropriated	Prior FY Carryover Encumbrances	FYTD Expendable	FYTD Actual Expenditures	MTD Actual Expenditures	Current Encumbrances	FYTD Unencumbered Balance	FYTD Percent Exp/Enc
*****TOTAL FOR FUND-SCC 018 9170 (PRINCIPALS FUND - RALPH WAITE ELEMENTARY):							
20,300.00	0.00	20,300.00	167.85	0.00	750.00	19,382.15	4.52
=====							
*****TOTAL FOR FUND-SCC 018 9171 (WAITE SCHOOL STORE):							
30.00	0.00	30.00	0.00	0.00	0.00	30.00	0.00
=====							
*****TOTAL FOR FUND-SCC 018 9173 (MEDIA CENTER RALPH WAITE ELEMENTARY):							
10,000.00	0.00	10,000.00	0.00	0.00	0.00	10,000.00	0.00
=====							
*****TOTAL FOR FUND-SCC 018 9180 (PRINCIPALS FUND ELIZA NORTHROP ELEMENTARY):							
27,100.00	0.00	27,100.00	6,484.40	200.86	1,322.29	19,293.31	28.81
=====							
*****TOTAL FOR FUND-SCC 018 9183 (MEDIA CENTER ELIZA NORTHROP ELEMENTARY):							
5,000.00	0.00	5,000.00	0.00	0.00	0.00	5,000.00	0.00
=====							
*****TOTAL FOR FUND-SCC 018 9200 (PRINCIPAL'S FUND - CLAGGETT M.S.):							
29,200.00	0.00	29,200.00	3,070.14	537.27	2,212.45	23,917.41	18.09
=====							
*****TOTAL FOR FUND-SCC 018 9203 (CLAGGETT M.S. MEDIA CENTER):							
3,200.00	0.00	3,200.00	78.11-	0.00	0.00	3,278.11	2.44-
=====							
*****TOTAL FOR FUND-SCC 018 9210 (PRINCIPAL'S FUND - ROOT M.S.):							
26,552.00	42.00	26,594.00	1,695.94	346.03	2,853.97	22,044.09	17.11
=====							
*****TOTAL FOR FUND-SCC 018 9211 (ROOT M.S. MEDIA CENTER):							
3,060.00	0.00	3,060.00	50.00	0.00	0.00	3,010.00	1.63
=====							
*****TOTAL FOR FUND-SCC 018 9300 (PRINCIPAL'S FUND - SENIOR HIGH):							
28,981.00	400.00	29,381.00	1,360.06	0.00	20,884.75	7,136.19	75.71
=====							

Date: 01/06/21  
Time: 2:21 pm

MEDINA CITY SCHOOL DISTRICT  
Appropriation Account Summary  
SORTED BY FUND-SCC

Page: 6  
(APPSUM)

FYTD Appropriated	Prior FY Carryover Encumbrances	FYTD Expendable	FYTD Actual Expenditures	MTD Actual Expenditures	Current Encumbrances	FYTD Unencumbered Balance	FYTD Percent Exp/Enc
*****TOTAL FOR FUND-SCC 018 9301 (MEDIA CENTER FUND):							
0.00	0.00	0.00	50.00-	0.00	0.00	50.00	0.00
=====							
*****TOTAL FOR FUND-SCC 018 9303 (PERFORMING ARTS):							
44,650.00	0.00	44,650.00	5,600.20	4,252.20	39,328.08	278.28-	100.62
=====							
*****TOTAL FOR FUND-SCC 018 9304 (BUZZ):							
14,400.00	0.00	14,400.00	834.50	147.30	11,660.31	1,905.19	86.77
=====							
*****TOTAL FOR FUND-SCC 018 9306 (FEED THE BEES):							
6,000.00	1,900.17	7,900.17	1,801.40	523.63	1,341.35	4,757.42	39.78
=====							
*****TOTAL FOR FUND-SCC 018 9900 (INSERVICE - CENTRAL):							
2,221.00	0.00	2,221.00	0.00	0.00	0.00	2,221.00	0.00
=====							
*****TOTAL FOR FUND-SCC 018 9901 (PUBLIC SCHOOL SUPPORT - INSTRUCTION DEPT.):							
552.00	0.00	552.00	0.00	0.00	0.00	552.00	0.00
=====							
*****TOTAL FOR FUND-SCC 018 9902 (INSERVICE - SUPERINTENDENT):							
14,833.00	0.00	14,833.00	0.00	0.00	0.00	14,833.00	0.00
=====							
*****TOTAL FOR FUND-SCC 018 9903 (BOARD/STUDENT DEVELOPMENT):							
1,680.00	0.00	1,680.00	0.00	0.00	0.00	1,680.00	0.00
=====							
*****TOTAL FOR FUND-SCC 018 9904 (WELLNESS FUND):							
301.00	0.00	301.00	0.00	0.00	0.00	301.00	0.00
=====							
*****TOTAL FOR FUND-SCC 018 9906 (COMMUNICATIONS - PUBLIC SCHOOL SUPPORT):							
3,800.00	0.00	3,800.00	3,255.00	0.00	0.00	545.00	85.66
=====							

Date: 01/06/21  
Time: 2:21 pm

MEDINA CITY SCHOOL DISTRICT  
Appropriation Account Summary  
SORTED BY FUND-SCC

Page: 7  
(APPSUM)

FYTD Appropriated	Prior FY Carryover Encumbrances	FYTD Expendable	FYTD Actual Expenditures	MTD Actual Expenditures	Current Encumbrances	FYTD Unencumbered Balance	FYTD Percent Exp/Enc
*****TOTAL FOR FUND-SCC 018 9907 (STEAM - SUMMER ENRICHMENT):							
4,316.00	0.00	4,316.00	0.00	0.00	0.00	4,316.00	0.00
=====							
*****TOTAL FOR FUND-SCC 018 9914 (END OF YEAR):							
1,500.00	0.00	1,500.00	0.00	0.00	0.00	1,500.00	0.00
=====							
*****TOTAL FOR FUND-SCC 018 9915 (BIKE TO SCHOOL):							
1,500.00	0.00	1,500.00	0.00	0.00	0.00	1,500.00	0.00
=====							
*****TOTAL FOR FUND-SCC 018 9916 (SPIRIT NIGHT):							
2,100.00	0.00	2,100.00	0.00	0.00	0.00	2,100.00	0.00
=====							
*****TOTAL FOR FUND-SCC 018 9918 (FAMILY FIRST):							
900.00	0.00	900.00	0.00	0.00	0.00	900.00	0.00
=====							
*****TOTAL FOR FUND-SCC 018 9919 (STUDENT ART SHOW):							
300.00	0.00	300.00	0.00	0.00	300.00	0.00	100.00
=====							
*****TOTAL FOR FUND-SCC 018 9920 (TRSP FUND):							
300.00	0.00	300.00	0.00	0.00	300.00	0.00	100.00
=====							
*****TOTAL FOR FUND-SCC 018 9930 (Resource Connection):							
900.00	0.00	900.00	0.00	0.00	0.00	900.00	0.00
=====							
*****TOTAL FOR FUND-SCC 019 9000 (ADAMH GRANT):							
6,000.00	0.00	6,000.00	0.00	0.00	1,159.00	4,841.00	19.32
=====							
*****TOTAL FOR FUND-SCC 019 9121 (ADAMH GRANT):							
40,888.00	0.00	40,888.00	0.00	0.00	0.00	40,888.00	0.00
=====							

Date: 01/06/21  
Time: 2:21 pm

MEDINA CITY SCHOOL DISTRICT  
Appropriation Account Summary  
SORTED BY FUND-SCC

Page: 8  
(APPSUM)

FYTD Appropriated	Prior FY Carryover Encumbrances	FYTD Expendable	FYTD Actual Expenditures	MTD Actual Expenditures	Current Encumbrances	FYTD Unencumbered Balance	FYTD Percent Exp/Enc
*****TOTAL FOR FUND-SCC 020 9001 (TRANSPORTATION ENTERPRISE):							
15,000.00	6,328.37	21,328.37	19,004.45	247.75	2,000.00	323.92	98.48
=====							
*****TOTAL FOR FUND-SCC 022 9000 (Unclaimed funds):							
10,000.00	0.00	10,000.00	1,739.96	0.00	8,260.04	0.00	100.00
=====							
*****TOTAL FOR FUND-SCC 022 9300 (OH HIGH SCHOOL ATH ASSOC FUND):							
37,500.00	0.00	37,500.00	7,375.01	595.83	0.00	30,124.99	19.67
=====							
*****TOTAL FOR FUND-SCC 024 9001 (MEDICAL AND DRUG/SELF INSURANCE FUNDS):							
9,102,203.00	0.00	9,102,203.00	5,181,946.49	833,985.37	3,242,519.28	677,737.23	92.55
=====							
*****TOTAL FOR FUND-SCC 024 9002 (DENTAL SELF INSURANCE FUNDS):							
680,000.00	0.00	680,000.00	303,352.24	46,415.16	170,000.00	206,647.76	69.61
=====							
*****TOTAL FOR FUND-SCC 024 9094 (FLEX PRO):							
215,363.00	410.70	215,773.70	89,941.25	24,681.68	124,932.45	900.00	99.58
=====							
*****TOTAL FOR FUND-SCC 027 0000 (WORKMANS COMP.-SELF INS):							
185,991.00	0.00	185,991.00	59,709.64	23,692.49	111,443.52	14,837.84	92.02
=====							
*****TOTAL FOR FUND-SCC 071 9013 (LOCAL SALES TAX PERMANENT IMPROVEMENTS):							
3,490,972.50	1,050,083.63	4,541,056.13	2,679,162.18	1,281,299.70	297,546.17	1,564,347.78	65.55
=====							
*****TOTAL FOR FUND-SCC 200 9110 (GARFIELD STUDENT COUNCIL/K-KIDS CLUB):							
300.00	0.00	300.00	0.00	0.00	150.00	150.00	50.00
=====							
*****TOTAL FOR FUND-SCC 200 9111 (GARFIELD CHESS CLUB):							
200.00	0.00	200.00	0.00	0.00	0.00	200.00	0.00
=====							

Date: 01/06/21  
Time: 2:21 pm

MEDINA CITY SCHOOL DISTRICT  
Appropriation Account Summary  
SORTED BY FUND-SCC

Page: 9  
(APPSUM)

FYTD Appropriated	Prior FY Carryover Encumbrances	FYTD Expendable	FYTD Actual Expenditures	MTD Actual Expenditures	Current Encumbrances	FYTD Unencumbered Balance	FYTD Percent Exp/Enc
*****TOTAL FOR FUND-SCC 200 9121 (ELLA CANAVAN STUDENT COUNCIL):							
234.00	0.00	234.00	0.00	0.00	200.00	34.00	85.47
=====							
*****TOTAL FOR FUND-SCC 200 9185 (K-KIDS KIWANIS ACTIVITY CLUB-NORTHROP):							
1,500.00	0.00	1,500.00	0.00	0.00	0.00	1,500.00	0.00
=====							
*****TOTAL FOR FUND-SCC 200 9202 (CLAGGETT MIDDLE SCH. STUDENT COUNCIL):							
2,186.00	0.00	2,186.00	100.00	0.00	1,000.00	1,086.00	50.32
=====							
*****TOTAL FOR FUND-SCC 200 9205 (CLAGGETT MIDDLE SCH. BUILDERS CLUB):							
311.00	0.00	311.00	0.00	0.00	0.00	311.00	0.00
=====							
*****TOTAL FOR FUND-SCC 200 9209 (CLAGGETT MIDDLE SCHOOL DRAMA CLUB):							
4,953.50	0.00	4,953.50	0.00	0.00	0.00	4,953.50	0.00
=====							
*****TOTAL FOR FUND-SCC 200 9253 (BUILDERS' CLUB - ROOT M.S.):							
2,000.00	0.00	2,000.00	0.00	0.00	0.00	2,000.00	0.00
=====							
*****TOTAL FOR FUND-SCC 200 9254 (HONORS ACADEMY - ROOT):							
4,000.00	0.00	4,000.00	385.00	0.00	0.00	3,615.00	9.63
=====							
*****TOTAL FOR FUND-SCC 200 9256 (DRAMA CLUB - ROOT M.S.):							
4,250.00	0.00	4,250.00	0.00	0.00	0.00	4,250.00	0.00
=====							
*****TOTAL FOR FUND-SCC 200 9258 (STUDENT COUNCIL - ROOT M.S.):							
2,050.00	0.00	2,050.00	0.00	0.00	0.00	2,050.00	0.00
=====							
*****TOTAL FOR FUND-SCC 200 9301 (YOUNG AMERICANS FOR FREEDOM):							
55.00	0.00	55.00	53.05	0.00	0.00	1.95	96.45
=====							

Date: 01/06/21  
Time: 2:21 pm

MEDINA CITY SCHOOL DISTRICT  
Appropriation Account Summary  
SORTED BY FUND-SCC

Page: 10  
(APPSUM)

FYTD Appropriated	Prior FY Carryover Encumbrances	FYTD Expendable	FYTD Actual Expenditures	MTD Actual Expenditures	Current Encumbrances	FYTD Unencumbered Balance	FYTD Percent Exp/Enc
*****TOTAL FOR FUND-SCC 200 9302 (ART CLUB):							
800.00	0.00	800.00	0.00	0.00	800.00	0.00	100.00
=====							
*****TOTAL FOR FUND-SCC 200 9303 (CULTURAL EXPLORATION):							
60.00	0.00	60.00	0.00	0.00	60.00	0.00	100.00
=====							
*****TOTAL FOR FUND-SCC 200 9305 (CHEMCLUB):							
1,575.00	0.00	1,575.00	1,566.46	0.00	0.00	8.54	99.46
=====							
*****TOTAL FOR FUND-SCC 200 9307 (VOCAL):							
38,000.00	0.00	38,000.00	1,383.82	969.00	35,003.30	1,612.88	95.76
=====							
*****TOTAL FOR FUND-SCC 200 9309 (IMPROV CLUB):							
2,700.00	0.00	2,700.00	0.00	0.00	2,700.00	0.00	100.00
=====							
*****TOTAL FOR FUND-SCC 200 9312 (DRAMA CLUB):							
17,000.00	0.00	17,000.00	135.05	116.25	16,846.15	18.80	99.89
=====							
*****TOTAL FOR FUND-SCC 200 9314 (MEDINA OUTDOORS CLUB):							
450.00	0.00	450.00	0.00	0.00	450.00	0.00	100.00
=====							
*****TOTAL FOR FUND-SCC 200 9315 (FELLOWSHIP OF CHRISTIAN ATHLETES):							
700.00	0.00	700.00	0.00	0.00	700.00	0.00	100.00
=====							
*****TOTAL FOR FUND-SCC 200 9318 (GIRLS LEADERSHIP CLUB):							
3,100.00	0.00	3,100.00	0.00	0.00	3,100.00	0.00	100.00
=====							
*****TOTAL FOR FUND-SCC 200 9321 (KEY CLUB):							
10,000.00	0.00	10,000.00	827.79	827.79	9,172.21	0.00	100.00
=====							



Date: 01/06/21  
Time: 2:21 pm

MEDINA CITY SCHOOL DISTRICT  
Appropriation Account Summary  
SORTED BY FUND-SCC

Page: 11  
(APPSUM)

FYTD Appropriated	Prior FY Carryover Encumbrances	FYTD Expendable	FYTD Actual Expenditures	MTD Actual Expenditures	Current Encumbrances	FYTD Unencumbered Balance	FYTD Percent Exp/Enc
*****TOTAL FOR FUND-SCC 200 9323 (MEDINAMITE):							
2,000.00	279.00	2,279.00	0.00	0.00	2,000.00	279.00	87.76
=====							
*****TOTAL FOR FUND-SCC 200 9324 (MEDINIAN):							
11,000.00	0.00	11,000.00	249.00	0.00	10,751.00	0.00	100.00
=====							
*****TOTAL FOR FUND-SCC 200 9325 (MHS BAND):							
23,000.00	6,721.26	29,721.26	2,902.73	0.00	15,189.28	11,629.25	60.87
=====							
*****TOTAL FOR FUND-SCC 200 9326 (NATIONAL HONOR SOCIETY):							
3,500.00	0.00	3,500.00	0.00	0.00	3,500.00	0.00	100.00
=====							
*****TOTAL FOR FUND-SCC 200 9327 (ORCHESTRA):							
3,000.00	2,305.99	5,305.99	295.00	0.00	2,705.00	2,305.99	56.54
=====							
*****TOTAL FOR FUND-SCC 200 9330 (SCIENCE OLYMPIAD CLUB):							
2,120.00	0.00	2,120.00	470.00	60.00	1,650.00	0.00	100.00
=====							
*****TOTAL FOR FUND-SCC 200 9332 (SPANISH CLUB):							
5,280.00	0.00	5,280.00	0.00	0.00	5,280.00	0.00	100.00
=====							
*****TOTAL FOR FUND-SCC 200 9333 (STUDENT COUNCIL):							
60,000.00	0.00	60,000.00	1,251.00	0.00	57,749.00	1,000.00	98.33
=====							
*****TOTAL FOR FUND-SCC 200 9335 (LATIN CLUB):							
5,500.00	0.00	5,500.00	0.00	0.00	5,500.00	0.00	100.00
=====							
*****TOTAL FOR FUND-SCC 200 9337 (AMERICAN SIGN LANGUAGE CLUB):							
150.00	0.00	150.00	0.00	0.00	150.00	0.00	100.00
=====							

Date: 01/06/21  
Time: 2:21 pm

MEDINA CITY SCHOOL DISTRICT  
Appropriation Account Summary  
SORTED BY FUND-SCC

Page: 12  
(APPSUM)

FYTD Appropriated	Prior FY Carryover Encumbrances	FYTD Expendable	FYTD Actual Expenditures	MTD Actual Expenditures	Current Encumbrances	FYTD Unencumbered Balance	FYTD Percent Exp/Enc
*****TOTAL FOR FUND-SCC 200 9339 (SPEECH/DEBATE CLUB):							
28,500.00	0.00	28,500.00	1,372.99	345.00	0.00	27,127.01	4.82
=====							
*****TOTAL FOR FUND-SCC 200 9340 (STUDENT'S H.O.P.E.):							
1,000.00	0.00	1,000.00	25.40	0.00	974.60	0.00	100.00
=====							
*****TOTAL FOR FUND-SCC 200 9346 (PENGUIN BOWL/NOSB):							
500.00	0.00	500.00	0.00	0.00	500.00	0.00	100.00
=====							
*****TOTAL FOR FUND-SCC 200 9350 (TECHNOLOGY CLUB):							
1,800.00	0.00	1,800.00	0.00	0.00	1,800.00	0.00	100.00
=====							
*****TOTAL FOR FUND-SCC 200 9352 (VIDEO CLUB - SR HI):							
6,000.00	0.00	6,000.00	160.54	52.12	5,839.46	0.00	100.00
=====							
*****TOTAL FOR FUND-SCC 200 9353 (CHINESE CLUB):							
500.00	0.00	500.00	0.00	0.00	500.00	0.00	100.00
=====							
*****TOTAL FOR FUND-SCC 200 9355 (GENDER AND SEXUALITY ALLIANCE):							
800.00	0.00	800.00	0.00	0.00	800.00	0.00	100.00
=====							
*****TOTAL FOR FUND-SCC 200 9380 (V O F T):							
10,000.00	0.00	10,000.00	0.00	0.00	10,000.00	0.00	100.00
=====							
*****TOTAL FOR FUND-SCC 200 9419 (CLASS OF 2019):							
2,247.55	2,247.55	4,495.10	0.00	0.00	2,247.55	2,247.55	50.00
=====							
*****TOTAL FOR FUND-SCC 200 9420 (CLASS OF 2020):							
11,113.24	0.00	11,113.24	0.00	0.00	11,113.24	0.00	100.00
=====							

Date: 01/06/21  
Time: 2:21 pm

MEDINA CITY SCHOOL DISTRICT  
Appropriation Account Summary  
SORTED BY FUND-SCC

Page: 13  
(APPSUM)

FYTD Appropriated	Prior FY Carryover Encumbrances	FYTD Expendable	FYTD Actual Expenditures	MTD Actual Expenditures	Current Encumbrances	FYTD Unencumbered Balance	FYTD Percent Exp/Enc
*****TOTAL FOR FUND-SCC 200 9421 (CLASS OF 2021):							
20,000.00	0.00	20,000.00	10,856.96	0.00	0.00	9,143.04	54.28
=====							
*****TOTAL FOR FUND-SCC 200 9422 (CLASS OF 2022):							
48,000.00	0.00	48,000.00	0.00	0.00	48,000.00	0.00	100.00
=====							
*****TOTAL FOR FUND-SCC 200 9423 (CLASS OF 2023):							
4,800.00	0.00	4,800.00	0.00	0.00	4,800.00	0.00	100.00
=====							
*****TOTAL FOR FUND-SCC 200 9424 (CLASS OF 2024):							
1,800.00	0.00	1,800.00	0.00	0.00	1,800.00	0.00	100.00
=====							
*****TOTAL FOR FUND-SCC 300 0000 (ATHLETIC FUND):							
386,101.00	10,519.89	396,620.89	184,451.72	48,944.97	84,326.55	127,842.62	67.77
=====							
*****TOTAL FOR FUND-SCC 300 9110 (GARFIELD FIELD TRIPS):							
8,600.00	0.00	8,600.00	515.92-	218.82-	0.00	9,115.92	6.00-
=====							
*****TOTAL FOR FUND-SCC 300 9120 (CANAVAN FIELD TRIP):							
6,966.00	0.00	6,966.00	0.00	0.00	0.00	6,966.00	0.00
=====							
*****TOTAL FOR FUND-SCC 300 9140 (HERITAGE FIELD TRIPS):							
4,537.00	0.00	4,537.00	0.00	0.00	0.00	4,537.00	0.00
=====							
*****TOTAL FOR FUND-SCC 300 9160 (BLAKE FIELD TRIPS):							
5,000.00	0.00	5,000.00	0.00	0.00	0.00	5,000.00	0.00
=====							
*****TOTAL FOR FUND-SCC 300 9180 (NORTHROP FIELD TRIPS):							
6,900.00	0.00	6,900.00	0.00	0.00	0.00	6,900.00	0.00
=====							

Date: 01/06/21  
Time: 2:21 pm

MEDINA CITY SCHOOL DISTRICT  
Appropriation Account Summary  
SORTED BY FUND-SCC

Page: 14  
(APPSUM)

FYTD Appropriated	Prior FY Carryover Encumbrances	FYTD Expendable	FYTD Actual Expenditures	MTD Actual Expenditures	Current Encumbrances	FYTD Unencumbered Balance	FYTD Percent Exp/Enc
*****TOTAL FOR FUND-SCC 300 9201 (CLAGGETT MIDDLE SCH. BAND FUND):							
40,000.00	0.00	40,000.00	0.00	0.00	36,000.00	4,000.00	90.00
=====							
*****TOTAL FOR FUND-SCC 300 9250 (ROOT M.S. BAND FUND):							
21,500.00	0.00	21,500.00	313.86	347.85	17,500.00	3,686.14	82.86
=====							
*****TOTAL FOR FUND-SCC 300 9253 (ROOT M.S. BEEHIVE):							
300.00	0.00	300.00	0.00	0.00	0.00	300.00	0.00
=====							
*****TOTAL FOR FUND-SCC 300 9258 (ROOT - DISTRICT SUPERVISED ACTIVITIES):							
123,438.00	0.00	123,438.00	0.00	0.00	0.00	123,438.00	0.00
=====							
*****TOTAL FOR FUND-SCC 300 9301 (BOWLING CLUB):							
4,000.00	2,187.15	6,187.15	0.00	0.00	4,000.00	2,187.15	64.65
=====							
*****TOTAL FOR FUND-SCC 300 9302 (MENS VOLLEYBALL):							
7,600.00	0.00	7,600.00	0.00	0.00	7,600.00	0.00	100.00
=====							
*****TOTAL FOR FUND-SCC 300 9303 (HUDDLE/SHUDDLE):							
2,700.00	0.00	2,700.00	297.50	297.50	2,402.50	0.00	100.00
=====							
*****TOTAL FOR FUND-SCC 300 9304 (LINK CREW):							
5,250.00	0.00	5,250.00	1,501.00	0.00	3,749.00	0.00	100.00
=====							
*****TOTAL FOR FUND-SCC 300 9313 (MUSICAL):							
11,300.00	0.00	11,300.00	0.00	0.00	11,200.00	100.00	99.12
=====							
*****TOTAL FOR FUND-SCC 300 9334 (BEEHIVE CAFE):							
26,500.00	6,736.54	33,236.54	736.92	0.00	3,963.08	28,536.54	14.14
=====							

Date: 01/06/21  
Time: 2:21 pm

MEDINA CITY SCHOOL DISTRICT  
Appropriation Account Summary  
SORTED BY FUND-SCC

Page: 15  
(APPSUM)

FYTD Appropriated	Prior FY Carryover Encumbrances	FYTD Expendable	FYTD Actual Expenditures	MTD Actual Expenditures	Current Encumbrances	FYTD Unencumbered Balance	FYTD Percent Exp/Enc
*****TOTAL FOR FUND-SCC 300 9390 (GLOBAL TRIPS):							
7,500.00	0.00	7,500.00	0.00	0.00	7,500.00	0.00	100.00
=====							
*****TOTAL FOR FUND-SCC 300 9410 (SPARKLE CHEERLEADING):							
5,310.00	0.00	5,310.00	0.00	0.00	0.00	5,310.00	0.00
=====							
*****TOTAL FOR FUND-SCC 401 9010 (AUXILIARY FUNDS/ST FRANCIS):							
71,126.73	38,176.16	109,302.89	62,711.30	0.00	0.00	46,591.59	57.37
=====							
*****TOTAL FOR FUND-SCC 401 9011 (AUXILIARY FUNDS/ST FRANCIS):							
281,290.00	0.00	281,290.00	100,030.23	34,078.51	64,041.31	117,218.46	58.33
=====							
*****TOTAL FOR FUND-SCC 401 9020 (AUX FUNDS NURTURY):							
12,349.14	1,484.75	13,833.89	780.20	0.00	0.00	13,053.69	5.64
=====							
*****TOTAL FOR FUND-SCC 401 9021 (AUX FUNDS NURTURY):							
11,080.00	0.00	11,080.00	2,083.90	2,083.90	1,381.99	7,614.11	31.28
=====							
*****TOTAL FOR FUND-SCC 401 9030 (AUX FUNDS MCA):							
23,617.43	20,901.10	44,518.53	21,948.06	0.00	0.00	22,570.47	49.30
=====							
*****TOTAL FOR FUND-SCC 401 9031 (AUX FUNDS MCA):							
153,540.00	0.00	153,540.00	117,177.32	6,628.84	17,040.35	19,322.33	87.42
=====							
*****TOTAL FOR FUND-SCC 401 9041 (AUX FUNDS KIDS COUNTRY):							
3,000.00	0.00	3,000.00	1,484.63	1,401.24	1,257.53	257.84	91.41
=====							
*****TOTAL FOR FUND-SCC 467 9020 (FOUNDATION - STUDENT WELLNESS AND SUCCESS):							
200,259.08	0.00	200,259.08	115,663.03	27,150.13	0.00	84,596.05	57.76
=====							

Date: 01/06/21  
Time: 2:21 pm

MEDINA CITY SCHOOL DISTRICT  
Appropriation Account Summary  
SORTED BY FUND-SCC

Page: 16  
(APPSUM)

FYTD Appropriated	Prior FY Carryover Encumbrances	FYTD Expendable	FYTD Actual Expenditures	MTD Actual Expenditures	Current Encumbrances	FYTD Unencumbered Balance	FYTD Percent Exp/Enc
*****TOTAL FOR FUND-SCC 467 9021 (FOUNDATION - STUDENT WELLNESS AND SUCCESS):							
438,502.90	0.00	438,502.90	1,000.00	1,000.00	3,000.00	434,502.90	0.91
=====							
*****TOTAL FOR FUND-SCC 499 9019 (SCHOOL SAFETY):							
0.00	0.00	0.00	0.00	0.00	2,650.00	2,650.00-	0.00
=====							
*****TOTAL FOR FUND-SCC 507 9021 (ESSER):							
407,347.65	0.00	407,347.65	158,162.65	4,323.00	0.00	249,185.00	38.83
=====							
*****TOTAL FOR FUND-SCC 510 9021 (COVID RELIEF FUND):							
317,467.89	0.00	317,467.89	316,852.32	156.57	615.57	0.00	100.00
=====							
*****TOTAL FOR FUND-SCC 510 9121 (CORONAVIRUS RELIEF FUND - COUNTY):							
4,950.00	0.00	4,950.00	0.00	0.00	0.00	4,950.00	0.00
=====							
*****TOTAL FOR FUND-SCC 516 9020 (TITLE VI-B):							
266,938.98	26,429.11	293,368.09	293,368.09	0.00	0.00	0.00	100.00
=====							
*****TOTAL FOR FUND-SCC 516 9021 (TITLE VI-B):							
1,539,997.42	0.00	1,539,997.42	572,503.64	152,583.06	10,387.41	957,106.37	37.85
=====							
*****TOTAL FOR FUND-SCC 551 9120 (TITLE III LEP):							
8,658.32	2,127.05	10,785.37	10,785.37	0.00	0.00	0.00	100.00
=====							
*****TOTAL FOR FUND-SCC 551 9121 (TITLE III LEP):							
10,038.58	0.00	10,038.58	0.00	0.00	0.00	10,038.58	0.00
=====							
*****TOTAL FOR FUND-SCC 572 9020 (TITLE I):							
110,543.82	0.00	110,543.82	104,725.32	0.00	0.00	5,818.50	94.74
=====							



Date: 01/06/21  
Time: 2:21 pm

MEDINA CITY SCHOOL DISTRICT  
Appropriation Account Summary  
SORTED BY FUND-SCC

Page: 17  
(APPSUM)

FYTD Appropriated	Prior FY Carryover Encumbrances	FYTD Expendable	FYTD Actual Expenditures	MTD Actual Expenditures	Current Encumbrances	FYTD Unencumbered Balance	FYTD Percent Exp/Enc
*****TOTAL FOR FUND-SCC 572 9021 (TITLE I):							
503,154.41	0.00	503,154.41	212,231.01	53,392.76	2,375.50	288,547.90	42.65
=====							
*****TOTAL FOR FUND-SCC 572 9120 (TITLE I-D):							
24,053.58	3,255.00	27,308.58	26,645.49	0.00	0.00	663.09	97.57
=====							
*****TOTAL FOR FUND-SCC 572 9121 (TITLE I-D):							
204,685.95	0.00	204,685.95	18,032.61	11,103.94	2,524.54	184,128.80	10.04
=====							
*****TOTAL FOR FUND-SCC 572 9221 (TITLE I - EOEC):							
10,107.88	0.00	10,107.88	10,107.88	0.00	0.00	0.00	100.00
=====							
*****TOTAL FOR FUND-SCC 587 9020 (PRESCHOOL):							
2,700.00	0.00	2,700.00	2,700.00	0.00	0.00	0.00	100.00
=====							
*****TOTAL FOR FUND-SCC 587 9021 (PRESCHOOL):							
41,301.10	0.00	41,301.10	17,119.38	5,215.10	526.45	23,655.27	42.72
=====							
*****TOTAL FOR FUND-SCC 587 9121 (6B RESTORATION):							
7,574.13	0.00	7,574.13	73.42	73.42	1,500.00	6,000.71	20.77
=====							
*****TOTAL FOR FUND-SCC 590 9020 (TITLE II-A):							
30,890.15	31,145.70	62,035.85	62,035.85	0.00	0.00	0.00	100.00
=====							
*****TOTAL FOR FUND-SCC 590 9021 (TITLE II-A):							
200,526.44	0.00	200,526.44	34,597.60	4,170.71	11,991.19	153,937.65	23.23
=====							
*****TOTAL FOR FUND-SCC 599 9020 (TITLE IV-A STUDENT SUPPORT AND ACADEMIC ENR):							
5,461.56	6,752.70	12,214.26	12,214.26	0.00	0.00	0.00	100.00
=====							

Date: 01/06/21  
Time: 2:21 pm

MEDINA CITY SCHOOL DISTRICT  
Appropriation Account Summary  
SORTED BY FUND-SCC

Page: 18  
(APPSUM)

FYTD Appropriated	Prior FY Carryover Encumbrances	FYTD Expendable	FYTD Actual Expenditures	MTD Actual Expenditures	Current Encumbrances	FYTD Unencumbered Balance	FYTD Percent Exp/Enc
*****TOTAL FOR FUND-SCC 599 9021 (TITLE IV-A STUDENT SUPPORT AND ACADEMIC ENR):							
62,560.71	0.00	62,560.71	7,223.63	2,373.36	1,401.19	53,935.89	13.79
=====							
*****GRAND TOTALS:							
116,302,410.83	2,637,333.39	118,939,744.22	61,460,107.76	15,349,715.61	8,849,186.73	48,630,449.73	59.11
=====							

# GENERAL FUND-TRUE DAYS CASH

Includes Emergency Levy

