

Medina City Schools

Forecast Fund Analysis

December 31, 2022

| | 2022-2023 | Y-T-D Actual | | |
|----------------------------------|-----------------------------|-----------------------------|--------------|-----------------------------|
| | Original Estimate | July 2021 - June 2022 | Percent | Variance |
| | (1) | (2) | | (3) |
| Beginning Balance - July 1, 2022 | | 49,279,577.77 | | 0.00 |
| General Fund | 31,219,516.68 | | | |
| Other Funds - Substitute Levy | 18,060,061.09 | | | |
| Revenue | <u>80,935,772.00</u> | <u>38,064,563.13</u> | <u>47.0%</u> | <u>42,871,208.87</u> |
| | 80,935,772.00 | 38,064,563.13 | | 42,871,208.87 |
| Expenditures | 91,025,514.00 | 44,894,114.52 | 49.3% | 46,131,399.48 |
| Encumbrance | 851,800.00 | 4,363,820.71 | | -3,512,020.71 |
| | <u>91,877,314.00</u> | <u>49,257,935.23</u> | | <u>42,619,378.77</u> |
| Ending Balance - June 30, 2023 | 38,338,035.77 | 38,086,205.67 | | 251,830.10 |

Original Estimate revenue, expenditure and encumbrance taken from May 2022 five-year forecast
Includes May 2018 Substitute Levy

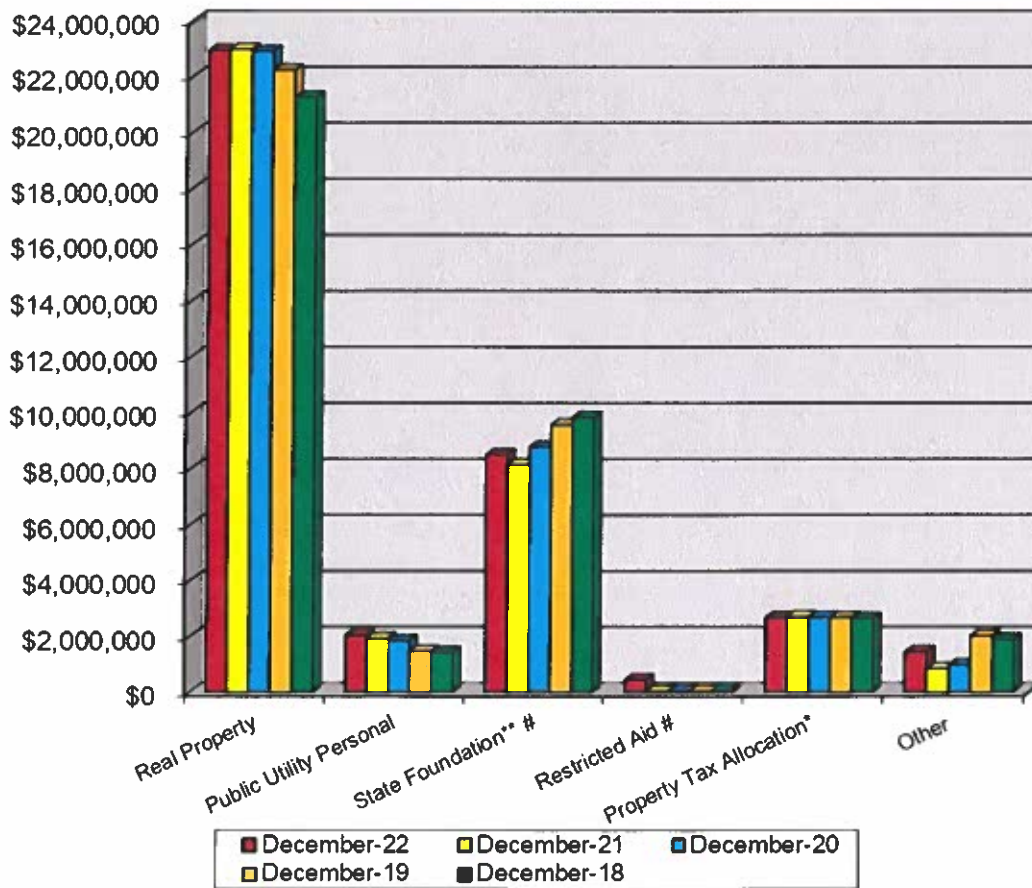
Forecast Funds Summary

December 2022

Revenues

1. Real Property Taxes – Total Real Property Taxes received from the beginning of the fiscal year until December 31, 2022 is \$22,931,220.83. This is a decrease of 0.1% below last year's taxes received at this time. Settlement occurred in October reducing monies as these were placed in Public Utility Personal Property. \$-0- was collected in December.
2. Public Utility Personal Property Taxes – Total Public Utility Personal Property Taxes received from the beginning of the fiscal year until December 31, 2022 is \$2,039,544.47. These monies are distributed upon settlement from the County Auditor. This amount is listed in a separate line for State and five-year forecasting purposes. \$-0- had been transferred in December.
3. State Foundation – State Foundation monies received from the State of Ohio from the beginning of the fiscal year until December 31, 2022 total \$8,503,048.39. This is an increase of 4.5% above last year's foundation money received at this time. \$1,416,800.52 was collected in December.
4. Restricted Aid – Restricted Aid monies are for Career Tech funding and Economically Disadvantaged Students. We have added e-Rate funding as well because these funds are restrictive to technology. Monies received from the beginning of the fiscal year until December 31, 2022 total \$456,743.69. \$75,625.70 was collected in December.
5. Homestead and Rollback – Monies received from the State of Ohio from the beginning of the fiscal year until December 31, 2022 total \$2,674,970.98. Receipts are based upon the real property taxes collected and Homestead filings with the County Auditor. \$2,646,376.64 was collected in December.
6. Other – Other monies received from the beginning of the fiscal year until December 31, 2022 total \$1,459,034.77. This is an increase of 72.2% above last year at this time. \$199,699.81 was collected in December.

Forecast Fund Revenue



| | December-22 | December-21 | December-20 | December-19 | December-18 | Current Forecast |
|--------------------------|---------------------|---------------------|---------------------|---------------------|---------------------|---------------------|
| Real Property | \$22,931,221 | \$22,970,629 | \$22,894,292 | \$22,230,759 | \$21,260,827 | \$51,436,418 |
| Public Utility Personal | \$2,039,544 | \$1,931,103 | \$1,837,573 | \$1,474,378 | \$1,422,880 | \$3,974,265 |
| State Foundation** # | \$8,503,048 | \$8,134,490 | \$8,775,847 | \$9,572,560 | \$9,839,097 | \$16,842,659 |
| Restricted Aid # | \$456,744 | \$41,429 | \$41,429 | \$41,433 | \$41,623 | \$915,171 |
| Property Tax Allocation* | \$2,674,971 | \$2,704,436 | \$2,695,062 | \$2,680,748 | \$2,652,827 | \$5,529,437 |
| Other | \$1,459,035 | \$846,877 | \$976,928 | \$2,024,897 | \$1,897,400 | \$2,033,196 |
| Total | \$38,064,563 | \$36,628,965 | \$37,221,131 | \$38,024,775 | \$37,114,655 | \$80,731,146 |
| State % | 30.6% | 29.7% | 30.9% | 32.3% | 33.8% | |

* Includes Homestead/Rollback, Tangible Personal Property Tax Fixed Rate Loss Reimbursement and Electric Deregulation.

** Includes Casino Revenue in State Foundation beginning January 2013 and Economic Disadvantaged Funding in November 2013.

Encompasses the Fair School Funding Plan as of January 2022

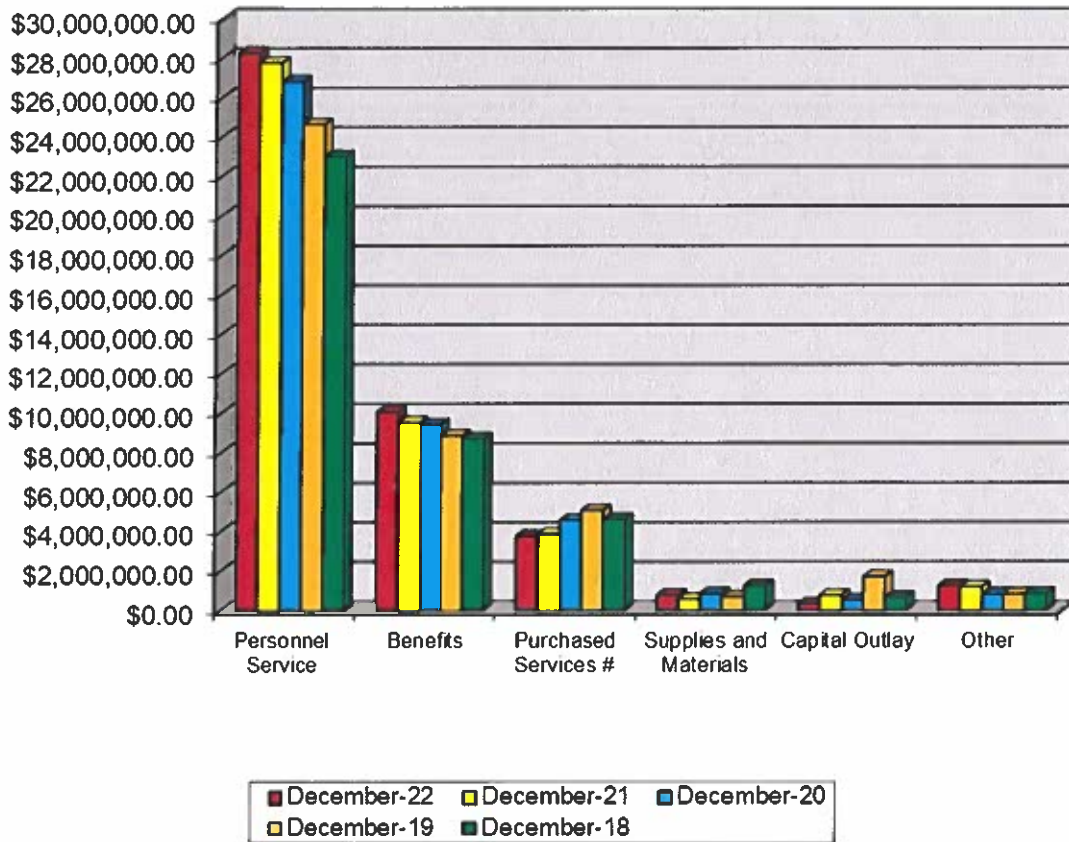
Forecast Funds Summary

December 2022

Expenditures

1. Personnel Services– The costs for personnel services for the School District from the beginning of the fiscal year until December 31, 2022 was \$28,257,461.32. This was an increase of 1.8% above last year at this time. \$6,340,818.83 was spent in December. The district had three (3) pays in December.
2. Benefits – The cost for benefits for the School District from the beginning of the fiscal year until December 31, 2022 was \$10,066,551.62. This was an increase of 5.4% above last year at this time. \$1,739,404.61 was spent in December.
3. Purchased Services – The cost for purchased services for the district from the beginning of the fiscal year until December 31, 2022 total \$3,791,653.31. This was a 2.5% decrease below last year at this time. \$775,644.42 was spent in December.
4. Supplies and Materials – The cost for supplies and materials for the district from the beginning of the fiscal year until December 31, 2022 total \$795,359.68. This was a 32.5% increase above last year at this time. \$77,456.29 was spent in December.
5. Capital Outlay – The cost for capital outlay for the district from the beginning of the fiscal year until December 31, 2022 total \$351,654.71. This was a 55.6% decrease below last year at this time. \$39,531.58 was spent in December.
6. Other – The cost of other expenditures excluding transfers for the district was \$1,270,753.89 for the fiscal year until December 31, 2022. This was a 5.4% increase above last year at this time. \$133,285.15 spent in December.

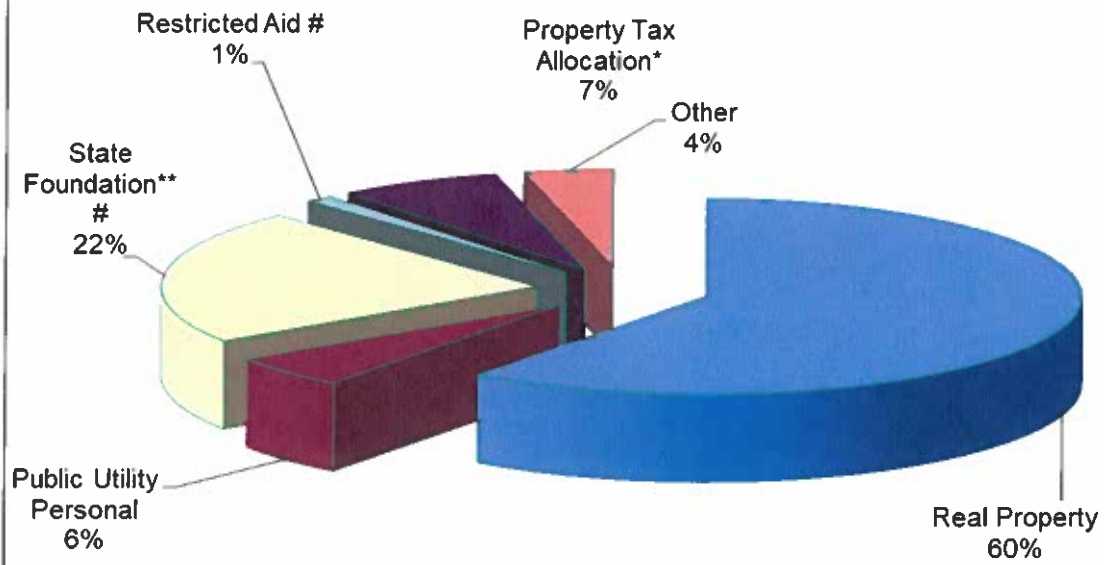
Forecast Fund Expenditures



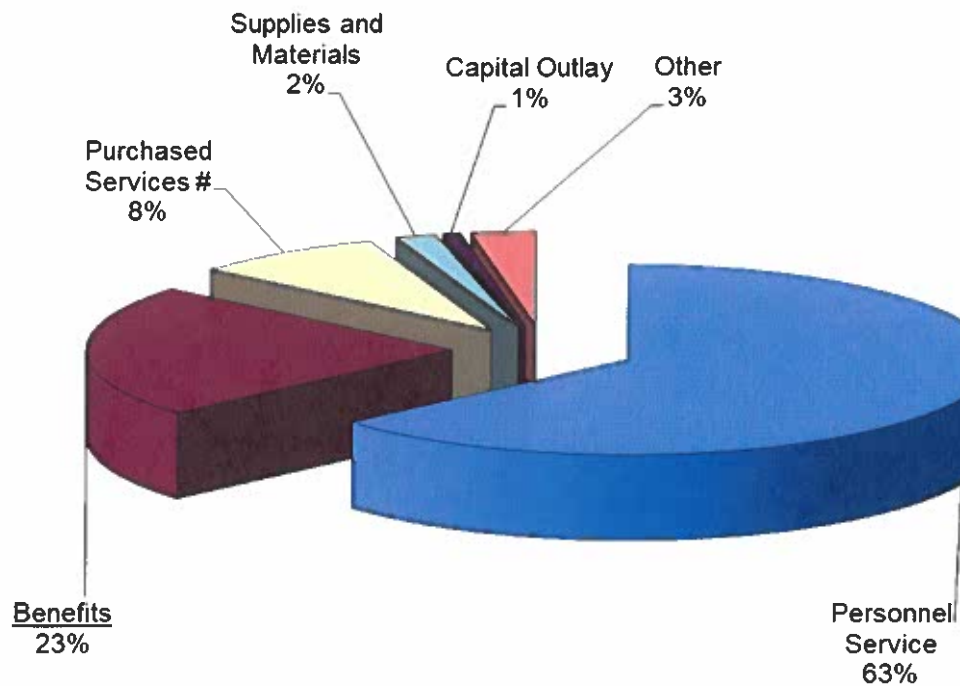
| | December-22 | December-21 | December-20 | December-19 | December-18 | Current Forecast |
|--------------------------|------------------------|---------------------|---------------------|---------------------|---------------------|---------------------|
| Personnel Service | \$28,257,461.32 | \$27,756,532 | \$26,809,495 | \$24,649,030 | \$23,014,383 | \$54,407,687 |
| Benefits | \$10,066,551.62 | \$9,545,536 | \$9,448,868 | \$8,872,882 | \$8,729,993 | \$20,017,836 |
| Purchased Services # | \$3,791,653.31 | \$3,891,295 | \$4,601,591 | \$5,103,209 | \$4,645,889 | \$8,756,244 |
| Supplies and Materials | \$795,359.68 | \$599,836 | \$865,762 | \$713,123 | \$1,270,919 | \$1,925,419 |
| Capital Outlay | \$351,654.71 | \$792,321 | \$556,873 | \$1,734,954 | \$680,992 | \$1,838,141 |
| Other | \$1,270,753.89 | \$1,205,060 | \$846,706 | \$852,488 | \$881,675 | \$1,885,944 |
| Transfers and Adv., Etc. | \$360,679.99 | \$339,213 | \$328,544 | \$327,757 | \$328,000 | \$884,131 |
| Other than Debt | | | | | | |
| Total | \$44,894,114.52 | \$44,129,793 | \$43,457,838 | \$42,253,443 | \$39,551,851 | \$89,715,404 |

Reduced with Fair School Funding Plan in January 2022

Current Forecast Fund Revenue



Current Forecast Fund Expenditures



December 2022

| | | Balance |
|---|---------------|---------------|
| Bank Balance - Regular Account | | 537,412.77 |
| Financial Checks Outstanding | 689,771.23 | |
| Workers Comp Outstanding | 2,392.69 | |
| Payroll Checks Outstanding | 92,515.69 | |
| | 784,679.61 | (247,266.84) |
| Huntington/Flex Spending | 41,706.33 | |
| Flex O/S Checks | 1,693.46 | 40,012.87 |
| JPMorgan/Metlife Claims | 33,347.00 | 33,347.00 |
| Westfield Bank | 13,438.06 | 13,438.06 |
| Westfield Bank Sweep | 3,514,647.69 | 3,514,647.69 |
| Investments: | | |
| Redtree Investments | 24,165,530.41 | |
| T. Rowe - Collins | 294,210.30 | |
| Scudder -Collins | 382,186.76 | |
| Scudder - Bushman | 6,300.10 | |
| Kanehl Stocks | 3,752.36 | |
| Star Ohio (22923) | 3,621,147.21 | |
| Multi-Bank Securities | 15,953,000.00 | |
| Multi-Bank Money Market | 534.70 | |
| Fifth Third Securities | 8,980,981.90 | |
| Fifth Third Money Market | 1,063,279.70 | |
| Total | 54,470,923.44 | 57,825,102.22 |
| Adjustments | | |
| Deposits in Transit | (386,499.08) | |
| Expenses not posted | 0.00 | |
| Total | (386,499.08) | 57,438,603.14 |
| MCSD Balance | | 57,438,603.14 |
| Difference Between Bank vs. Book | | 0.00 |

Medina City School District
Sales Tax Update

| Date | Sales Tax Description | Receipts | Expenditures | Balance |
|--------------------|---|----------------|----------------|----------------|
| July 1, 2021 | Beginning Balance (071) Sales Tax and (002-9012) Bond | | | \$3,208,431.53 |
| July | Sales Tax Distribution | \$932,876.04 | | \$4,141,307.57 |
| | Roof Replacement Evaluation and Design | | \$6,954.25 | \$4,134,353.32 |
| | Field Assessment and Preliminary Design - Parking | | \$16,763.32 | \$4,117,590.00 |
| | Blake Carpet and Tile Replacement | | \$8,655.37 | \$4,108,934.63 |
| | Roof Replacement - Central Office | | \$72,033.30 | \$4,036,901.33 |
| | Roofing Project 2022 | | \$281,404.35 | \$3,755,496.98 |
| | Fleet Master Lease Agreement | | \$16,481.88 | \$3,739,015.10 |
| August | Root Driveway and Culverts | | \$5,264.00 | \$3,733,751.10 |
| | Heritage Concrete Sidewalk Replacement | | \$3,000.00 | \$3,730,751.10 |
| | Roof Replacement Evaluation and Design | | \$6,954.25 | \$3,723,796.85 |
| | Field Assessment and Preliminary Design - Parking | | \$12,176.65 | \$3,711,620.20 |
| | Evolve Windows | | \$2,882.00 | \$3,708,738.20 |
| | Paving Summer 2022 | | \$771,088.26 | \$2,937,649.94 |
| | MHS Fireproofing Patching | | \$76,800.00 | \$2,860,849.94 |
| | Roofing Project 2022 | | \$234,103.50 | \$2,626,746.44 |
| | Fleet Master Lease Agreement | | \$8,669.71 | \$2,618,076.73 |
| September | Heritage Concrete Sidewalk Replacement | | \$15,750.00 | \$2,602,326.73 |
| | Canavan and Garfield Restroom Partitions | | \$14,353.00 | \$2,587,973.73 |
| | Roofing Project 2022 | | \$82,126.30 | \$2,505,847.43 |
| | Fleet Master Lease Agreement | | \$4,272.92 | \$2,501,574.51 |
| | Root and Canavan Camera Refund of Prior Year Exp | \$96,337.76 | | \$2,597,912.27 |
| October | Sales Tax Distribution | \$1,116,969.77 | | \$3,714,882.04 |
| | Desks/Chairs Fenn, Evolve, Claggett | | \$58,466.50 | \$3,656,415.54 |
| | Arc Drive Air Handler Motor MHS | | \$9,810.00 | \$3,646,605.54 |
| | Digital Message Center Fenn | \$8,621.51 | | \$3,655,227.05 |
| | Roofing Project 2022 | | \$4,936.15 | \$3,650,290.90 |
| | Blade Wing Extension for Snow Plow | | \$1,190.00 | \$3,649,100.90 |
| | Boiler Tubes Claggett | | \$53,013.18 | \$3,596,087.72 |
| | Fleet Master Lease Agreement | | \$4,431.88 | \$3,591,655.84 |
| November | Roof Replacement Evaluation and Design | | \$10,849.65 | \$3,580,806.19 |
| | Field Assessment and Preliminary Design - Parking | | \$3,614.20 | \$3,577,191.99 |
| | Tables and Benches-Operations Building | | \$15,130.97 | \$3,562,061.02 |
| | Fleet Master Lease Agreement | | \$6,310.75 | \$3,555,750.27 |
| | COP's Principal and Interest | | \$1,349,568.79 | \$2,206,181.48 |
| December | Field Assessment and Preliminary Design - Parking | | \$7,365.15 | \$2,198,816.33 |
| | Claggett Music Room | | \$3,909.00 | \$2,194,907.33 |
| | Digital Message Center Fenn | | \$12,932.27 | \$2,181,975.06 |
| | Roof Project 2022 | | \$13,503.70 | \$2,168,471.36 |
| | Paving Summer 2022 | | \$77,156.93 | \$2,091,314.43 |
| | Fleet Master Lease Agreement | | \$8,432.75 | \$2,082,881.68 |
| Fiscal Year Totals | | \$2,154,805.08 | \$3,280,354.93 | |

Medina City School District
Recreation Center Update

| Date | Description | District Revenue | District Expenses | City Reimbursements | Total Balance |
|---|---|------------------|-------------------|---------------------|---------------|
| July 1, 2022 | Beginning Balance (003-9001) | | | | \$ 169,189.30 |
| July | Field Assessment and Preliminary Design - Parking | | \$700.00 | | \$ 168,489.30 |
| | Removal of Window and Convert to Door | | \$6,053.54 | | \$ 162,435.76 |
| | Roberts Roofing | | | \$29,025.00 | \$ 191,460.76 |
| August | Field Assessment and Preliminary Design - Parking | | \$3,943.95 | | \$ 187,516.81 |
| | Paving Summer 2022 Project | | \$79,172.29 | | \$ 108,344.52 |
| September | Removal of Window and Convert to Door | | | \$6,053.54 | \$ 114,398.06 |
| | Pool Pump and Repair to Motor | | \$4,784.60 | | \$ 109,613.46 |
| | Field Assessment and Preliminary Design - Parking | | \$425.74 | | \$ 109,187.72 |
| | Roberts Roofing | | \$2,232.00 | | \$ 106,955.72 |
| October | Transfer from 001 | \$10,000.00 | | | \$ 116,955.72 |
| | Pool Pump and Repair to Motor | | | \$2,392.30 | \$ 119,348.02 |
| | Paving Summer 2022 Project | | | \$39,586.14 | \$ 158,934.16 |
| November | Main Entrance - Flooring | | \$15,678.48 | | \$ 143,255.68 |
| | Roberts Roofing | | | \$1,116.00 | \$ 144,371.68 |
| December | Field Assessment and Preliminary Design - Parking | | | \$4,934.84 | \$ 149,306.52 |
| | Roof Replacement and Evaluation | | \$1,385.00 | | \$ 147,921.52 |
| | Paving Summer 2022 Project | | \$8,796.92 | | \$ 139,124.60 |
| | Main Entrance - Flooring | | | \$7,839.24 | \$ 146,963.84 |
| Total Revenues, Expenditures and Reimbursements | | \$ 10,000.00 | \$ 123,172.52 | \$ 90,947.06 | |

Monthly Investment Summary
Medina City School District
US Bank Custodian Acct Ending x70982
 December 31, 2022

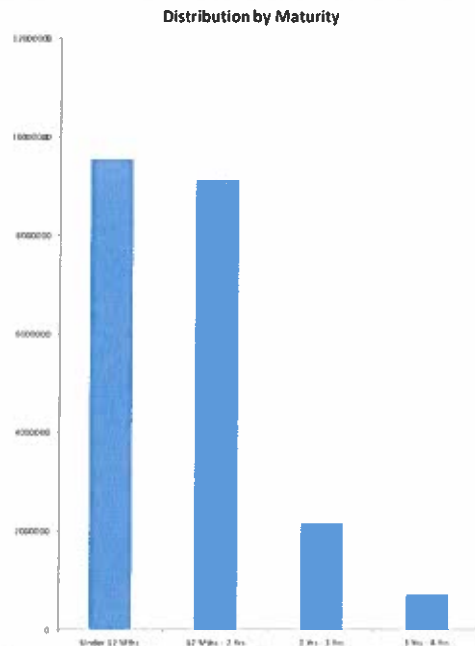
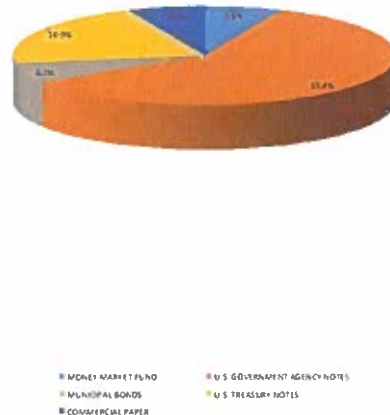
Monthly Cash Flow Activity

From 11-30-22 through 12-31-22

| | |
|-------------------------|---------------|
| Beginning Book Value | 24,163,538.40 |
| Contributions | 0.00 |
| Withdrawals | 0.00 |
| Realized Gains/Losses | -26,135.60 |
| Gross Interest Earnings | 28,127.61 |
| Ending Book Value | 24,165,530.41 |

Market Value Summary

| Security Type | Market Value | Pct. Assets | Avg Yield at Cost | Wght Avg Mat |
|------------------------------|----------------------|--------------|-------------------|--------------|
| Money Market Fund | | | | |
| MONEY MARKET FUND | 1,492,389.03 | 6.5 | 4.15 | 0.00 |
| Fixed Income | | | | |
| MUNICIPAL BONDS | 1,541,219.65 | 6.7 | 0.75 | 1.64 |
| U.S. GOVERNMENT AGENCY NOTES | 13,656,964.24 | 59.3 | 0.42 | 1.49 |
| U.S. TREASURY NOTES | 4,801,299.12 | 20.9 | 0.32 | 0.72 |
| Accrued Interest | 18,086.55 | 0.1 | | |
| Commercial Paper | | | | |
| COMMERCIAL PAPER | 1,506,697.45 | 6.5 | 3.07 | 0.19 |
| TOTAL PORTFOLIO | 23,016,656.05 | 100.0 | 0.84 | 1.16 |

Maturity Distribution

Security Type Allocation

Disclosures:

RedTree's internal accounting system is used as the source of the market value of this account. Although obtained from a source believed to be reliable, we cannot guarantee its accuracy. You should review all account statements provided by the custodian and compare with the statements provided by RedTree.

Questions? Call 888.596.2293 or email info@redtreeinv.com

Portfolio Holdings Report
Medina City School District
US Bank Custodian Acct Ending x70982
 December 31, 2022

| Quantity | Cusip | Security Description | Moody's | S&P | Cost Basis | Market Value | Yield at Cost | Wtd Maturity | Purchase Date |
|-------------------------------------|-----------|---|---------|-----|---------------|---------------|---------------|--------------|---------------|
| U.S. GOVERNMENT AGENCY NOTES | | | | | | | | | |
| 1,000,000 | 3137EAEV7 | Federal Home Ln Mtg 0.250% Due 08-24-23 | Aaa | AA+ | 999,630.00 | 970,883.74 | 0.26 | 0.63 | 10-08-20 |
| 500,000 | 3133EL6J8 | Federal Farm Credit Bank 0.220% Due 09-08-23 | Aaa | AA+ | 499,855.00 | 484,126.21 | 0.23 | 0.67 | 04-08-21 |
| 1,000,000 | 3133EMUF7 | Federal Farm Credit Bank 0.220% Due 09-22-23 | Aaa | AA+ | 999,198.00 | 967,638.19 | 0.25 | 0.71 | 03-22-21 |
| 1,000,000 | 3135G06H1 | Federal Natl Mtg Assoc 0.250% Due 11-27-23 | Aaa | AA+ | 998,860.00 | 960,593.10 | 0.29 | 0.89 | 11-25-20 |
| 460,000 | 3137EAF2 | Federal Home Ln Mtg 0.250% Due 12-04-23 | Aaa | AA+ | 459,434.20 | 440,953.18 | 0.30 | 0.91 | 04-14-21 |
| 625,000 | 3133EMRZ7 | Federal Farm Credit Bank 0.250% Due 02-26-24 | Aaa | AA+ | 623,324.16 | 594,187.31 | 0.34 | 1.13 | 03-09-21 |
| 385,000 | 3133EMRZ7 | Federal Farm Credit Bank 0.250% Due 02-26-24 | Aaa | AA+ | 384,110.65 | 366,019.38 | 0.33 | 1.13 | 03-31-21 |
| 1,000,000 | 3130ALSG0 | Federal Home Ln Bank 0.250% Due 03-08-24 | Aaa | AA+ | 998,332.00 | 948,692.97 | 0.31 | 1.16 | 05-24-21 |
| 240,000 | 3133EMTW2 | Federal Farm Credit Bank 0.300% Due 03-18-24 | Aaa | AA+ | 239,805.60 | 227,434.76 | 0.33 | 1.19 | 04-27-21 |
| 1,200,000 | 3133EMGF3 | Federal Farm Credit Bank 0.350% Due 05-16-24 | Aaa | AA+ | 1,197,900.00 | 1,128,699.91 | 0.40 | 1.34 | 11-19-20 |
| 115,000 | 3130ANMM9 | Federal Home Ln Bank 0.540% Due 08-26-24 | Aaa | AA+ | 115,000.00 | 107,141.82 | 0.54 | 1.61 | 08-26-21 |
| 750,000 | 3130ANX88 | Federal Home Ln Bank 0.500% Due 09-27-24 | Aaa | AA+ | 749,775.00 | 696,080.35 | 0.51 | 1.69 | 09-27-21 |
| 1,500,000 | 3130ALQV9 | Federal Home Ln Bank 0.570% Due 09-30-24 | Aaa | AA+ | 1,500,000.00 | 1,393,503.15 | 0.57 | 1.70 | 03-30-21 |
| 500,000 | 3130ALTH7 | Federal Home Ln Bank 0.510% Due 09-30-24 | Aaa | AA+ | 500,000.00 | 464,004.44 | 0.51 | 1.70 | 03-30-21 |
| 415,000 | 3130AKDS2 | Federal Home Ln Bank 0.390% Due 10-28-24 | Aaa | AA+ | 415,402.55 | 383,178.22 | 0.36 | 1.78 | 02-19-21 |
| 1,000,000 | 3135G06E8 | Federal Natl Mtg Assoc 0.420% Due 11-18-24 | Aaa | AA+ | 998,250.00 | 920,679.11 | 0.46 | 1.83 | 11-18-20 |
| 1,200,000 | 3133EMER9 | Federal Farm Credit Bank 0.470% Due 01-27-25 | Aaa | AA+ | 1,198,620.00 | 1,101,548.65 | 0.50 | 2.02 | 10-29-20 |
| 800,000 | 3134GXDM3 | Federal Home Ln Mtg 0.620% Due 12-01-25 | Aaa | AA+ | 799,400.00 | 716,719.38 | 0.64 | 2.83 | 12-02-20 |
| 380,000 | 3134GXHD9 | Federal Home Ln Mtg 0.700% Due 12-23-25 | Aaa | AA+ | 380,000.00 | 340,659.96 | 0.70 | 2.89 | 12-23-20 |
| 500,000 | 3130AKZ25 | Federal Home Ln Bank 0.650% Due 02-26-26 | Aaa | AA+ | 500,000.00 | 444,220.37 | 0.65 | 3.05 | 02-26-21 |
| Accrued Interest | | | | | | 13,346.15 | | | |
| | | | | | 14,556,897.16 | 13,670,310.39 | 0.42 | 1.49 | |
| MUNICIPAL BONDS | | | | | | | | | |
| 345,000 | 244721FK7 | Defiance CSD, OH GO 4.000% Due 12-01-23 | Aa2 | | 376,891.80 | 343,092.15 | 1.20 | 0.89 | 07-16-20 |
| 500,000 | 677581JA9 | State of Ohio, OH REV 0.300% Due 12-15-23 | Aa2 | AA | 500,000.00 | 479,585.00 | 0.30 | 0.94 | 06-08-21 |
| 500,000 | 677581JB7 | State of Ohio, OH REV 0.520% Due 12-15-24 | Aa2 | AA | 500,000.00 | 459,915.00 | 0.52 | 1.90 | 06-08-21 |
| 250,000 | 668180CW0 | Northwestern LSD, OH GO 5.820% Due 12-01-26 | Aa2 | | 304,310.00 | 258,627.50 | 1.42 | 3.47 | 10-12-21 |
| Accrued Interest | | | | | | 2,544.72 | | | |
| | | | | | 1,681,201.80 | 1,543,764.37 | 0.75 | 1.64 | |

Disclosures:

RedTree's internal accounting system is used as the source of the market value of this account. Although obtained from a source believed to be reliable, we cannot guarantee its accuracy. You should review all account statements provided by the custodian and compare with the statements provided by RedTree.

Questions? Call 888.596.2293 or email info@redtreeinv.com

Portfolio Holdings Report
Medina City School District
US Bank Custodian Acct Ending x70982
 December 31, 2022

| Quantity | Cusip | Security Description | Moody's | S&P | Cost Basis | Market Value | Yield at Cost | Wtd Maturity | Purchase Date |
|----------------------------|-----------|---|---------|------|---------------|---------------|---------------|--------------|---------------|
| U.S. TREASURY NOTES | | | | | | | | | |
| 295,000 | 91282CBN0 | US Treasury Note 0.125% Due 02-28-23 | Aaa | AA+ | 294,631.25 | 293,032.05 | 0.20 | 0.16 | 06-22-21 |
| 600,000 | 91282CBU4 | US Treasury Note 0.125% Due 03-31-23 | Aaa | AA+ | 599,109.38 | 593,855.40 | 0.21 | 0.24 | 06-22-21 |
| 210,000 | 91282CBX8 | US Treasury Note 0.125% Due 04-30-23 | Aaa | AA+ | 209,114.06 | 207,112.50 | 0.42 | 0.33 | 11-24-21 |
| 1,045,000 | 91282CCK5 | US Treasury Note 0.125% Due 06-30-23 | Aaa | AA+ | 1,041,938.47 | 1,021,813.54 | 0.27 | 0.49 | 06-30-21 |
| 810,000 | 91282CDA6 | US Treasury Note 0.250% Due 09-30-23 | Aaa | AA+ | 809,086.59 | 783,073.98 | 0.31 | 0.73 | 09-30-21 |
| 500,000 | 91282CAW1 | US Treasury Note 0.250% Due 11-15-23 | Aaa | AA+ | 497,148.44 | 480,781.00 | 0.54 | 0.85 | 11-15-21 |
| 950,000 | 91282CBR1 | US Treasury Note 0.250% Due 03-15-24 | Aaa | AA+ | 948,033.21 | 900,978.10 | 0.33 | 1.17 | 08-09-21 |
| 550,000 | 91282CBV2 | US Treasury Note 0.375% Due 04-15-24 | Aaa | AA+ | 549,978.52 | 520,652.55 | 0.38 | 1.26 | 09-20-21 |
| Accrued Interest | | | | | | 2,195.68 | | | |
| | | | | | 4,949,039.92 | 4,803,494.80 | 0.32 | 0.72 | |
| COMMERCIAL PAPER | | | | | | | | | |
| 470,000 | 78015DPD6 | Royal Bank of Canada (RBC) 0.000% Due 02-13-23 | P-1 | A-1+ | 461,328.50 | 467,403.25 | 2.51 | 0.12 | 05-19-22 |
| 1,050,000 | 89119BQN9 | TD USA 0.000% Due 03-22-23 | P-1 | A-1+ | 1,024,674.00 | 1,039,294.20 | 3.32 | 0.22 | 06-27-22 |
| | | | | | 1,486,002.50 | 1,506,697.45 | 3.07 | 0.19 | |
| MONEY MARKET FUND | | | | | | | | | |
| | USBMMF | First American Treasury Obligations Fund | | | 1,492,389.03 | 1,492,389.03 | 4.15 | | |
| TOTAL PORTFOLIO | | | | | 24,165,530.41 | 23,016,656.05 | 0.84 | 1.16 | |

Disclosures:

RedTree's internal accounting system is used as the source of the market value of this account. Although obtained from a source believed to be reliable, we cannot guarantee its accuracy. You should review all account statements provided by the custodian and compare with the statements provided by RedTree.

Questions? Call 888.596.2293 or email info@redtreeinv.com

Monthly Activity Reports
Medina City School District
US Bank Custodian Acct Ending x70982
 From 12-01-22 Through 12-31-22

GROSS INTEREST INCOME

| Ex-Date | Pay-Date | Security | Amount |
|-------------------------------------|----------|--|------------------------|
| U.S. GOVERNMENT AGENCY NOTES | | | |
| 12-01-22 | 12-01-22 | Federal Home Ln Mtg 0.620% Due 12-01-25 | 2,480.00 |
| 12-05-22 | 12-05-22 | Federal Home Ln Mtg 0.250% Due 12-04-23 | 575.00 |
| 12-23-22 | 12-23-22 | Federal Home Ln Mtg 0.700% Due 12-23-25 | 1,330.00 |
| | | | <hr/> 4,385.00 |
| MUNICIPAL BONDS | | | |
| 12-01-22 | 12-01-22 | City of Akron, OH GO 2.000% Due 12-01-22 | 5,000.00 |
| 12-01-22 | 12-01-22 | Defiance CSD, OH GO 4.000% Due 12-01-23 | 9,200.00 |
| 12-01-22 | 12-01-22 | Northwestern LSD, OH GO 5.820% Due 12-01-26 | 7,275.00 |
| 12-15-22 | 12-15-22 | State of Ohio, OH REV 0.300% Due 12-15-23 | 750.00 |
| 12-15-22 | 12-15-22 | State of Ohio, OH REV 0.520% Due 12-15-24 | 1,300.00 |
| | | | <hr/> 23,525.00 |
| MONEY MARKET FUND | | | |
| 12-01-22 | 12-01-22 | First American Treasury Obligations Fund | 217.61 |
| GROSS INCOME | | | <hr/> 28,127.61 |

Disclosures:

RedTree's internal accounting system is used as the source of the market value of this account. Although obtained from a source believed to be reliable, we cannot guarantee its accuracy. You should review all account statements provided by the custodian and compare with the statements provided by RedTree.

Questions? Call 888.596.2293 or email info@redtreeinv.com

Purchase and Sale
Medina City School District
US Bank Custodian Acct Ending x70982
 From 12-01-22 Through 12-31-22

| Trade Date | Settle Date | Quantity | Security | Unit Price | Amount |
|--------------|-------------|----------|---|------------|------------|
| SALES | | | | | |
| 12-01-2022 | 12-01-2022 | 500,000 | City of Akron, OH GO 2.000% Due 12-01-22 | 100.00 | 500,000.00 |
| 12-01-2022 | 12-05-2022 | 115,000 | Defiance CSD, OH GO 4.000% Due 12-01-23 | 100.00 | 115,000.00 |
| | | | | | 615,000.00 |

Disclosures:

RedTree's internal accounting system is used as the source of the market value of this account. Although obtained from a source believed to be reliable, we cannot guarantee its accuracy. You should review all account statements provided by the custodian and compare with the statements provided by RedTree.

Questions? Call 888.596.2293 or email info@redtreeinv.com



Realized Gains/Losses
Medina City School District
US Bank Custodian Acct Ending x70982
From 12-01-22 Through 12-31-22

| Open Date | Close Date | Quantity | Security | Cost Basis | Proceeds | Gain Or Loss | |
|--------------------------|------------|----------|---|------------|------------|--------------|------------|
| | | | | | | Short Term | Long Term |
| 11-12-2020 | 12-01-2022 | 500,000 | City of Akron, OH GO 2.000% Due 12-01-22 | 515,505.00 | 500,000.00 | | -15,505.00 |
| 07-16-2020 | 12-05-2022 | 115,000 | Defiance CSD, OH GO 4.000% Due 12-01-23 | 125,630.60 | 115,000.00 | | -10,630.60 |
| TOTAL GAINS | | | | | | 0.00 | 0.00 |
| TOTAL LOSSES | | | | | | 0.00 | -26,135.60 |
| TOTAL REALIZED GAIN/LOSS | | | | 641,135.60 | 615,000.00 | 0.00 | -26,135.60 |

Disclosures:

RedTree's internal accounting system is used as the source of the market value of this account. Although obtained from a source believed to be reliable, we cannot guarantee its accuracy. You should review all account statements provided by the custodian and compare with the statements provided by RedTree.

Questions? Call 888.596.2293 or email info@redtreeinv.com

ENV# CEBNGWHWBBMFNBT_BBBBB
FIFTH THIRD SECURITIES, INC.
MD 1M0B2A
5050 KINGSLEY DRIVE
CINCINNATI, OH 45263



MEDINA CITY SCHOOLS
DAVID CHAMBERS
739 WEYMOUTH RD
MEDINA OH 44256

STATEMENT FOR THE PERIOD DECEMBER 1, 2022 TO DECEMBER 31, 2022

MEDINA CITY SCHOOLS - Corporation
Account Number: [REDACTED]

For questions about your accounts:
In-State: 614 744 5496
National: 888 889 1025

By the courtesy of:
Carter & Savage

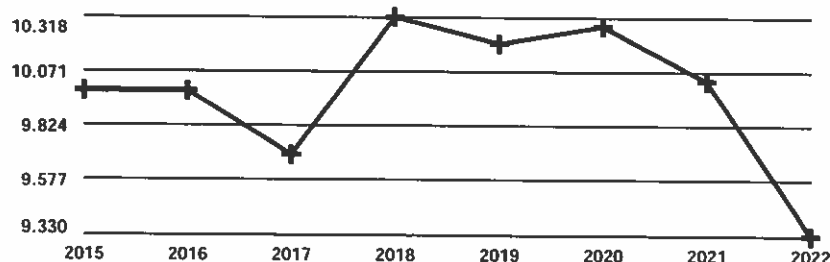
TOTAL VALUE OF YOUR PORTFOLIO **\$9,329,696.10**

FOR YOUR INFORMATION

Fifth Third Securities, Inc. Investments offered through Fifth Third Securities, Inc., member FINRA/SIPC

CHANGE IN VALUE OF YOUR PORTFOLIO

\$ millions



Change In Value Of Your Portfolio information can be found in Miscellaneous Footnotes at the end of this statement.

Fifth Third Securities, Inc.

MN_CEBNGWHWBBMFNBT_BBBBB 20221230

Account carried with National Financial Services LLC, Member
NYSE, SIPC

Statement for the Period December 1, 2022 to December 31, 2022

MEDINA CITY SCHOOLS - Corporation
Account Number: [REDACTED]



Account Overview

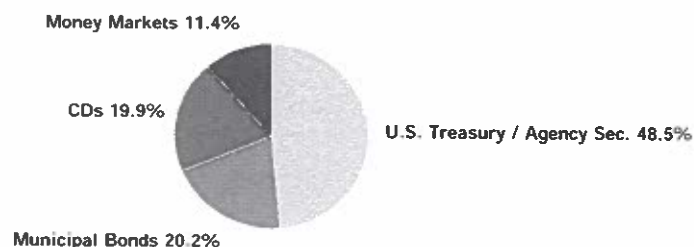
| CHANGE IN ACCOUNT VALUE | Current Period | Year-to-Date |
|-------------------------------|----------------|-----------------|
| BEGINNING VALUE | \$9,322,553.49 | \$10,031,983.03 |
| Additions and Withdrawals | (\$30,193.66) | (\$121,718.89) |
| Misc. & Corporate Actions | \$0.00 | \$0.00 |
| Income | \$30,193.66 | \$121,718.89 |
| Taxes, Fees and Expenses | \$0.00 | \$0.00 |
| Change in Value | \$7,142.61 | (\$702,286.93) |
| ENDING VALUE (AS OF 12/31/22) | \$9,329,696.10 | \$9,329,696.10 |

Refer to Miscellaneous Footnotes for more information on Change in Value.

| INCOME | Current Period | Year-to-Date |
|--------------------------|--------------------|---------------------|
| TAXABLE | | |
| Taxable Dividends | \$127.32 | \$601.96 |
| Taxable Interest | \$10,691.34 | \$82,366.93 |
| TOTAL TAXABLE | \$10,818.66 | \$82,968.89 |
| NON-TAXABLE | | |
| Muni Tax Exempt Interest | \$19,375.00 | \$38,750.00 |
| TOTAL NON-TAXABLE | \$19,375.00 | \$38,750.00 |
| TOTAL INCOME | \$30,193.66 | \$121,718.89 |

Taxable income is determined based on information available to NFS at the time the statement was prepared, and is subject to change. Final information on taxation of interest and dividends is available on Form 1099-Div, which is mailed in February of the subsequent year.

ACCOUNT ALLOCATION



| | Percent | Prior Period | Current Period |
|-----------------------------|----------------|-----------------------|-----------------------|
| Money Markets | 11.4 % | \$43,279.70 | \$1,063,279.70 |
| CDs | 19.9 | \$2,088,239.94 | \$1,852,874.30 |
| Municipal Bonds | 20.2 | \$2,664,161.10 | \$1,887,465.10 |
| U.S. Treasury / Agency Sec. | 48.5 | \$4,526,872.75 | \$4,526,077.00 |
| TOTAL | 100.0 % | \$9,322,553.49 | \$9,329,696.10 |

Account Allocation shows the percentage that each asset class represents of your total account value. Account Allocation for equities, fixed income, and other categories may include mutual funds and may be net of short positions. NFS has made assumptions concerning how certain mutual funds are allocated. Closed-end mutual funds and Exchange Traded Products (ETPs) listed on an exchange may be included in the equity allocation. The chart may not reflect your actual portfolio allocation. Consult your broker/dealer prior to making investment decisions.

Statement for the Period December 1, 2022 to December 31, 2022

MEDINA CITY SCHOOLS - Corporation
Account Number: [REDACTED]



Account Overview *continued*

MESSAGES AND ALERTS

Customers wishing to learn more about their investment professional can contact the FINRA BrokerCheck Hotline Number at 1-800-289-9999 or visit the FINRA Regulation website www.finra.org. Customers can also obtain an investor brochure that includes information describing the FINRA BrokerCheck program by contacting Brokerage Operations 1-888-889-1025.

Customers wishing to learn more about how an order is routed or executed should notify their investment professional in writing. Pursuant to SEC rules, customers can request details on the identity of the venue to which their orders were routed for execution. A written report will be furnished upon request. To learn more about how your order is routed online, please visit <https://www.53.com/investments>.

Please note that the FDIC insured deposit at Fifth Third Bank under the Fifth Third BD Program is not covered by SIPC. The FDIC insured deposit is eligible for FDIC insurance subject to FDIC coverage limits at the time funds are deposited at Fifth Third Bank. As referenced in the Fifth Third BD Program disclosure document, clients are responsible for monitoring their total assets at Fifth Third Bank to determine the extent of available FDIC coverage.

Fifth Third Securities reminds you to please promptly report any inaccuracies or discrepancies in your account to Brokerage Operations by calling 1-888-889-1025. Please reconfirm any oral communications in writing to your investment professional to further protect your rights under the Securities Investor Protection Act (SIPA). Visit [53.com/FTSdisclosure](https://www.53.com/FTSdisclosure) to find important disclosures for retail investors, which includes information on the services our firm offers, fees, costs, and conflicts of interest.

Statement for the Period December 1, 2022 to December 31, 2022

MEDINA CITY SCHOOLS - Corporation
Account Number: [REDACTED]



Holdings

NFS-provided cost basis, realized gain (loss) and holding period information may not reflect all adjustments necessary for tax purposes. Please refer to Footnotes and Cost Basis Information at the end of this statement for more information.

For additional information regarding your holdings, please refer to the footnotes at the end of the statement.

Client Investment - Reflects the amount from share purchases, transfers and conversions that have customer or third party provided cost basis. The amount does not reflect all account activity, including, but not limited to shares acquired via certain corporate actions, gifted/inherited, date of death step-up, or dividend reinvestments. The amount may fluctuate over time based on activity within the account due to buying, transferring or converting additional shares or selling all or part of a security. Transfers or conversions that do not have cost basis will not be reflected in the Client Investment amount. The reflected Client Investment amount does not represent your cost basis reported on IRS Form 1099-B, as it is a separate calculation.

CASH AND CASH EQUIVALENTS - 11.40% of Total Account Value

| Description | Symbol/Cusip Account Type | Quantity | Price on 12/31/22 | Current Market Value | Estimated Annual Income |
|---|------------------------------|-------------|----------------------|-------------------------|----------------------------|
| Money Markets | | | | | |
| FEDERATED HERMES GOVT OBLIGATIONS IS 7 DAY YIELD 4.09% | GOIXX CASH | 1,063,279.7 | \$1.00 | \$1,063,279.70 | |
| Dividend Option Cash | | | | | |
| Capital Gain Option Cash | | | | | |
| Total Cash and Cash Equivalents | | | | \$1,063,279.70 | |

Statement for the Period December 1, 2022 to December 31, 2022

MEDINA CITY SCHOOLS - Corporation
Account Number: [REDACTED]



HOLDINGS > FIXED INCOME - 88.60% of Total Account Value

For an explanation of fixed income pricing, please see the last page. Redemption schedule(s), bond rating(s), and other information are provided where available. If information does not appear regarding a particular investment, it is not available.

Copyright 2022, S&P Global Market Intelligence. Reproduction of any information, data or material, including ratings ("Content") in any form is prohibited except with the prior written permission of the relevant party. Such party, its affiliates and suppliers ("Content Providers") do not guarantee the accuracy, adequacy, completeness, timeliness or availability of any Content and are not responsible for any errors or omissions (negligent or otherwise), regardless of the cause, or for the results obtained from the use of such Content. In no event shall Content Providers be liable for any damages, costs, expenses, legal fees, or losses (including lost income or lost profit and opportunity costs) in connection with any use of the Content. A reference to a particular investment or security, a rating or any observation concerning an investment that is part of the Content is not a recommendation to buy, sell or hold such investment or security, does not address the suitability of an investment or security and should not be relied on as investment advice. Credit ratings are statements of opinions and are not statements of fact.

Moody's® Copyright 2022, Moody's Investors Service, Inc. ("Moody's"). Moody's ratings ("Ratings") are proprietary to Moody's or its affiliates and are protected by copyright and other intellectual property laws. Ratings are licensed to Licensee by Moody's. RATINGS MAY NOT BE COPIED OR OTHERWISE REPRODUCED, REPACKAGED, FURTHER TRANSMITTED, TRANSFERRED, DISSEMINATED, REDISTRIBUTED OR RESOLD, OR STORED FOR SUBSEQUENT USE FOR ANY SUCH PURPOSE, IN WHOLE OR IN PART, IN ANY FORM OR MANNER OR BY ANY MEANS WHATSOEVER, BY ANY PERSON WITHOUT MOODY'S PRIOR WRITTEN CONSENT. Moody's® is a registered trademark.

| Description | Symbol/Cusip Account Type | Quantity | Estimated Price on 12/31/22 | Estimated Current Market Value | Estimated Annual Income | Original/Adjusted Cost Basis | Unrealized Gain (Loss) |
|--|------------------------------|----------|-----------------------------------|--------------------------------------|----------------------------|---------------------------------|---------------------------|
| CDs | | | | | | | |
| Certificates of Deposit (CDs), including Market Indexed CDs and Market Linked CDs (collectively, MCDs) are generally shown at estimated market prices based upon a matrix or model pricing method that may not represent the actual price if sold prior to maturity. However, CDs and MCDs may be shown at face value for up to seven calendar days from date of issue if estimated market prices have not been received from a third party pricing vendor. The actual value of CDs and MCDs may be different from their purchase price. CDs and MCDs are subject to interest rate risk. The estimated market price reflected for MCDs may not be based on the actual closing value of the linked market index on the final maturity date and the market value of MCDs may not correspond directly to increases or decreases in the underlying linked market index. You may sell CDs or MCDs in the secondary market subject to market conditions. The secondary market for CDs and MCDs is generally illiquid. If sold prior to maturity, the value of MCDs may be less than the purchase amount or face value. The sale or redemption of any fixed income security prior to maturity may result in a substantial gain or loss, and an early withdrawal penalty may apply. Certain MCDs may only be redeemed on pre-specified liquidation dates and may have call features that allow the issuer to call the MCD prior to maturity. Certain Step Rate CDs are also subject to reinvestment risk if call provisions are exercised by the issuer and if a CD with a comparable rate is not available. | | | | | | | |
| See sales materials or contact your broker/dealer for additional information. | | | | | | | |
| EVERGREEN BK GROUP ILL CD 1.05000% 04/17/2023 FDIC INSURED CPN PMT MONTHLY Next Interest Payable: 01/15/23 Estimated Yield 1.06% Accrued Interest \$112.48 Average Unit Cost \$1.00 Client Investment \$230,000.00 Adjusted Cost Basis | 300185JK2 CASH | 230,000 | \$0.99082 | \$227,888.60 | \$2,415.00 | \$230,000.00 | |
| | | | | | | | |
| | | | | | | \$230,000.00 | D (\$2,111.40) |
| FIRST SOURCE BK SOUTH BEND IND CD 1.35000% 08/03/2023 FDIC INSURED CPN PMT SEMI-ANNUAL ON OCT 03, APR 03 Next Interest Payable: 04/03/23 Estimated Yield 1.37% Accrued Interest \$722.34 | 33646CMB7 CASH | 217,000 | \$0.98223 | \$213,143.91 | \$2,929.50 | \$217,000.00 | |

Fifth Third Securities, Inc.

Account carried with National Financial Services LLC, Member
NYSE, SIPC

MN_CEBNGWHWBMBFNBTT_BBBBB 20221230

Statement for the Period December 1, 2022 to December 31, 2022

MEDINA CITY SCHOOLS - Corporation
Account Number: [REDACTED]



HOLDINGS > FIXED INCOME *continued*

| Description | Symbol/Cusip Account Type | Quantity | Estimated Price on 12/31/22 | Estimated Current Market Value | Estimated Annual Income | Original/Adjusted Cost Basis | Unrealized Gain (Loss) |
|--|------------------------------|------------------|-----------------------------------|--------------------------------------|----------------------------|---------------------------------|---------------------------|
| FIRST SOURCE BK SOUTH BEND IND CD | 33646CMB7 | <i>continued</i> | | | | | |
| Average Unit Cost \$1.00 | | | | | | | |
| Client Investment \$217,000.00 | | | | | | | |
| Adjusted Cost Basis | | | | | | \$217,000.00 D | (\$3,856.09) |
| NEW YORK COMMUNITY BANK CD 0.30000% | 649447UHO | 249,000 | \$0.96019 | \$239,087.31 | \$747.00 | \$249,000.00 | |
| 12/11/2023 FDIC INSURED | CASH | | | | | | |
| CPN PMT SEMI-ANNUAL | | | | | | | |
| ON JUN 11, DEC 11 | | | | | | | |
| Next Interest Payable: 06/11/23 | | | | | | | |
| Estimated Yield 0.31% | | | | | | | |
| Accrued Interest \$42.98 | | | | | | | |
| Average Unit Cost \$1.00 | | | | | | | |
| Client Investment \$249,000.00 | | | | | | | |
| Adjusted Cost Basis | | | | | | \$249,000.00 D | (\$9,912.69) |
| MORGAN STANLEY BK N A CD 0.35000% | 61765QQ28 | 249,000 | \$0.95807 | \$238,559.43 | \$871.50 | \$249,000.00 | |
| 01/08/2024 FDIC INSURED | CASH | | | | | | |
| CPN PMT QUARTERLY | | | | | | | |
| ON OCT 08, JAN 08, APR 08, JUL 08 | | | | | | | |
| Next Interest Payable: 01/08/23 | | | | | | | |
| STEP COUPON | | | | | | | |
| RESET FREQUENCY TERM MODE | | | | | | | |
| NEXT RESET 07/08/2023 @ 0.50000 | | | | | | | |
| Estimated Yield 0.36% | | | | | | | |
| Accrued Interest \$200.56 | | | | | | | |
| Average Unit Cost \$1.00 | | | | | | | |
| Client Investment \$249,000.00 | | | | | | | |
| Adjusted Cost Basis | | | | | | \$249,000.00 D | (\$10,440.57) |
| CFBANK FAIRLAWN OH CD 2.80000% | 15721UCY3 | 235,000 | \$0.9785 | \$229,947.50 | \$6,580.00 | \$235,000.00 | |
| 03/15/2024 FDIC INSURED | CASH | | | | | | |
| CPN PMT MONTHLY | | | | | | | |
| Next Interest Payable: 01/15/23 | | | | | | | |
| Estimated Yield 2.86% | | | | | | | |
| Accrued Interest \$306.47 | | | | | | | |
| Average Unit Cost \$1.00 | | | | | | | |
| Client Investment \$235,000.00 | | | | | | | |
| Adjusted Cost Basis | | | | | | \$235,000.00 D | (\$5,052.50) |
| FIRST ST BK BUXTON ND CD 2.40000% | 31860PAL2 | 245,000 | \$0.96954 | \$237,537.30 | \$5,880.00 | \$245,000.00 | |
| 05/30/2024 FDIC INSURED | CASH | | | | | | |

Fifth Third Securities, Inc.

Account carried with National Financial Services LLC, Member
NYSE, SIPC

MN_CEBNGWHWBBMFNBT_BBBBB 20221230

Statement for the Period December 1, 2022 to December 31, 2022

MEDINA CITY SCHOOLS - Corporation
Account Number: [REDACTED]



HOLDINGS > FIXED INCOME *continued*

| Description | Symbol/Cusip Account Type | Quantity | Estimated Price on 12/31/22 | Estimated Current Market Value | Estimated Annual Income | Original/Adjusted Cost Basis | Unrealized Gain (Loss) |
|---|------------------------------|------------------|-----------------------------------|--------------------------------------|----------------------------|---------------------------------|---------------------------|
| FIRST ST BK BUXTON MD CD 2.40000% | 31860PAL2 | <i>continued</i> | | | | | |
| CPN PMT MONTHLY | | | | | | | |
| Next Interest Payable: 01/30/23 | | | | | | | |
| Estimated Yield 2.47% | | | | | | | |
| Accrued Interest \$32.22 | | | | | | | |
| Average Unit Cost \$1.00 | | | | | | | |
| Client Investment \$245,000.00 | | | | | | | |
| Adjusted Cost Basis | | | | | | \$245,000.00 | D (\$7,462.70) |
| STATE BK REESEVILLE WIS CD 2.25000% | 856487AX1 | 240,000 | \$0.9658 | \$231,792.00 | \$5,400.00 | \$240,000.00 | |
| 06/28/2024 FDIC INSURED | CASH | | | | | | |
| CPN PMT MONTHLY | | | | | | | |
| Next Interest Payable: 01/28/23 | | | | | | | |
| Estimated Yield 2.33% | | | | | | | |
| Accrued Interest \$59.18 | | | | | | | |
| Average Unit Cost \$1.00 | | | | | | | |
| Client Investment \$240,000.00 | | | | | | | |
| Adjusted Cost Basis | | | | | | \$240,000.00 | D (\$8,208.00) |
| RAYMOND JAMES BK NATL ASSN CD 2.00000% | 75472RAE1 | 245,000 | \$0.95885 | \$234,918.25 | \$4,900.00 | \$245,000.00 | |
| 08/23/2024 FDIC INSURED | CASH | | | | | | |
| CPN PMT SEMI-ANNUAL | | | | | | | |
| ON FEB 23, AUG 23 | | | | | | | |
| Next Interest Payable: 02/23/23 | | | | | | | |
| Estimated Yield 2.08% | | | | | | | |
| Accrued Interest \$1758.63 | | | | | | | |
| Average Unit Cost \$1.00 | | | | | | | |
| Client Investment \$245,000.00 | | | | | | | |
| Adjusted Cost Basis | | | | | | \$245,000.00 | D (\$10,081.75) |
| Total CDs | | 1,910,000 | | \$1,852,874.30 | \$29,723.00 | \$1,910,000.00 | (\$57,125.70) |
| Municipal Bonds | | | | | | | |
| COLUMBUS OHIO ST CMNTY COLLEGE 00.56700% | 19954VAJ6 | 460,000 | \$92.596 | \$425,941.60 | \$2,608.20 | \$453,645.40 | |
| 12/01/2024 TAXABLE FACS CONSTR IMPT GO | CASH | | | | | | |
| UNLTD TAX BDS SER. 2020 B | | | | | | | |
| UNLIMITED GEN OBLIG | | | | | | | |
| MOODY'S Aa1 /S&P AA | | | | | | | |
| CPN PMT SEMI-ANNUAL | | | | | | | |
| ON JUN 01, DEC 01 | | | | | | | |
| Next Interest Payable: 06/01/23 | | | | | | | |

Fifth Third Securities, Inc.

Account carried with National Financial Services LLC. Member
NYSE, SIPC

MN_CEBNGWHWBMBFNBTT_BBBBB 20221230

Statement for the Period December 1, 2022 to December 31, 2022

MEDINA CITY SCHOOLS - Corporation
Account Number: [REDACTED]



HOLDINGS > FIXED INCOME *continued*

| Description | Symbol/Cusip Account Type | Quantity | Estimated Price on 12/31/22 | Estimated Current Market Value | Estimated Annual Income | Original/Adjusted Cost Basis | Unrealized Gain (Loss) |
|--|------------------------------|------------------|-----------------------------------|--------------------------------------|----------------------------|---------------------------------|---------------------------|
| COLUMBUS OHIO ST CMNTY COLLEGE 00.56700% <i>continued</i> | | | | | | | |
| Accrued Interest | | | | | | | |
| Average Unit Cost | | | | | | | |
| Client Investment | | | | | | | |
| Adjusted Cost Basis | | | | | | \$453,645.40 | D (\$27,703.80) |
| Unrealized Market Discount Income | \$1,887.19 Q | | | | | | |
| CENTERVILLE OHIO CITY SCH DIST 00.81900% | | | | | | | |
| 12/01/2025 TAXABLE UNLTD TAX GO IMPT REF | 152239JX8 CASH | 250.000 | \$89.603 | \$224,007.50 | \$2,047.50 | \$250,772.50 | |
| BDS SER. 2020 | | | | | | | |
| UNLIMITED GEN OBLIG | | | | | | | |
| MOODY'S Aa1 | | | | | | | |
| CPN PMT SEMI-ANNUAL | | | | | | | |
| ON DEC 01, JUN 01 | | | | | | | |
| Next Interest Payable: 06/01/23 | | | | | | | |
| Accrued Interest | | | | | | | |
| Average Unit Cost | | | | | | | |
| Client Investment | | | | | | | |
| Adjusted Cost Basis | | | | | | \$250,496.39 | D (\$26,488.89) |
| YTD Amortized Premium | \$167.62 E | | | | | | |
| FRANKLIN CNTY OHIO TAXABLE GO LTD TAX | | | | | | | |
| 00.85000% 06/01/2026 VAR PURP REF BDS | 3531727W3 CASH | 1,400.000 | \$88.394 | \$1,237,516.00 | \$11,900.00 | \$1,400,000.00 | |
| SER. 2021 B | | | | | | | |
| LIMITED GEN OBLIG | | | | | | | |
| MOODY'S Aaa /S&P AAA | | | | | | | |
| CPN PMT SEMI-ANNUAL | | | | | | | |
| ON DEC 01, JUN 01 | | | | | | | |
| Next Interest Payable: 06/01/23 | | | | | | | |
| Accrued Interest | | | | | | | |
| Average Unit Cost | | | | | | | |
| Client Investment | | | | | | | |
| Adjusted Cost Basis | | | | | | \$1,400,000.00 | D (\$162,484.00) |
| Total Municipal Bonds | | 2,110,000 | | \$1,887,465.10 | \$16,555.70 | \$2,104,141.79 | (\$216,676.69) |
| U.S. Treasury / Agency Securities | | | | | | | |
| FEDERAL NATL MTG ASSN NOTE 0.42000% | | | | | | | |
| 11/18/2024 | 3135G06E8 CASH | 275.000 | \$92.012 | \$253,033.00 | \$1,155.00 | \$274,835.00 | |
| MOODY'S Aaa /S&P AA+ | | | | | | | |
| CPN PMT SEMI-ANNUAL | | | | | | | |

Fifth Third Securities, Inc.

Account carried with National Financial Services LLC. Member
NYSE, SIPC

MN_CEBNGWHWBMBFNT_BBBBB 20221230

Statement for the Period December 1, 2022 to December 31, 2022

MEDINA CITY SCHOOLS - Corporation
Account Number: [REDACTED]



HOLDINGS > FIXED INCOME *continued*

| Description | Symbol/Cusip Account Type | Quantity | Estimated Price on 12/31/22 | Estimated Current Market Value | Estimated Annual Income | Original/Adjusted Cost Basis | Unrealized Gain (Loss) |
|--|------------------------------|------------------|-----------------------------------|--------------------------------------|----------------------------|---------------------------------|---------------------------|
| FEDERAL NATL MTG ASSN NOTE 0.42000% | 3135G06E8 | <i>continued</i> | | | | | |
| ON MAY 18, NOV 18 | | | | | | | |
| Next Interest Payable: 05/18/23 | | | | | | | |
| CALLABLE ON 02/18/2023 @ 100.0000 | | | | | | | |
| Accrued Interest \$137.96 | | | | | | | |
| Average Unit Cost \$99.94 | | | | | | | |
| Client Investment \$274,835.00 | | | | | | | |
| Adjusted Cost Basis | | | | | | \$274,835.00 D | (\$21,802.00) |
| FEDERAL HOME LOAN BA SER HR-9025 | 3130AQRN5 | 1,000,000 | \$94.097 | \$940,970.00 | \$11,500.00 | \$994,230.00 | |
| 1.15000% 02/18/2025 | CASH | | | | | | |
| MOODY'S Aaa /S&P AA+ | | | | | | | |
| CPN PMT SEMI-ANNUAL | | | | | | | |
| ON AUG 18, FEB 18 | | | | | | | |
| Next Interest Payable: 02/18/23 | | | | | | | |
| CALLABLE ON 02/18/2023 @ 100.0000 | | | | | | | |
| STEP COUPON | | | | | | | |
| RESET FREQUENCY TERM MODE | | | | | | | |
| NEXT RESET 08/18/2023 @ 2.15000 | | | | | | | |
| Accrued Interest \$4248.61 | | | | | | | |
| Average Unit Cost \$99.42 | | | | | | | |
| Client Investment \$994,230.00 | | | | | | | |
| Adjusted Cost Basis | | | | | | \$994,230.00 D | (\$53,260.00) |
| FEDERAL FARM CR BKS BOND 0.53000% | 3133EMFC1 | 1,000,000 | \$90.239 | \$902,390.00 | \$5,300.00 | \$998,500.00 | |
| 07/29/2025 | CASH | | | | | | |
| MOODY'S Aaa /S&P AA+ | | | | | | | |
| CPN PMT SEMI-ANNUAL | | | | | | | |
| ON JAN 29, JUL 29 | | | | | | | |
| Next Interest Payable: 01/29/23 | | | | | | | |
| CONTINUOUSLY CALLABLE FROM 10/29/2021 | | | | | | | |
| CALLABLE ON 01/05/2023 @ 100.0000 | | | | | | | |
| Accrued Interest \$2237.78 | | | | | | | |
| Average Unit Cost \$99.85 | | | | | | | |
| Client Investment \$998,500.00 | | | | | | | |
| Adjusted Cost Basis | | | | | | \$998,500.00 D | (\$96,110.00) |
| FEDERAL FARM CR BKS BOND 0.61000% | 3133EL4W1 | 1,000,000 | \$90.103 | \$901,030.00 | \$6,100.00 | \$1,000,000.00 | |
| 08/25/2025 | CASH | | | | | | |
| MOODY'S Aaa /S&P AA+ | | | | | | | |
| CPN PMT SEMI-ANNUAL | | | | | | | |

Fifth Third Securities, Inc.

Account carried with National Financial Services LLC, Member
NYSE, SIPC

MN_CEBNGWHWBBMFNBT_BBBBB 20221230

Statement for the Period December 1, 2022 to December 31, 2022

MEDINA CITY SCHOOLS - Corporation
Account Number: [REDACTED]



HOLDINGS > FIXED INCOME *continued*

| Description | Symbol/Cusip Account Type | Quantity | Estimated Price on 12/31/22 | Estimated Current Market Value | Estimated Annual Income | Original/Adjusted Cost Basis | Unrealized Gain (Loss) |
|--|------------------------------|------------------|-----------------------------------|--------------------------------------|----------------------------|---------------------------------|---------------------------|
| FEDERAL FARM CR BKS BOND 0.61000% | 3133EL4W1 | <i>continued</i> | | | | | |
| ON FEB 25, AUG 25 | | | | | | | |
| Next Interest Payable: 02/25/23 | | | | | | | |
| CONTINUOUSLY CALLABLE FROM 02/25/2021 | | | | | | | |
| CALLABLE ON 01/05/2023 @ 100.0000 | | | | | | | |
| Accrued Interest \$2135.00 | | | | | | | |
| Average Unit Cost \$100.00 | | | | | | | |
| Client Investment \$1,000,000.00 | | | | | | | |
| Adjusted Cost Basis | | | | | | \$1,000,000.00 D | (\$98,970.00) |
| FEDERAL HOME LOAN BA SER L7-2026 | 3130ALVT8 | 1,000.000 | \$90.641 | \$906,410.00 | \$5,000.00 | \$1,000,000.00 | |
| 0.50000% 04/14/2026 | CASH | | | | | | |
| MOODY'S Aaa /S&P AA+ | | | | | | | |
| CPN PMT SEMI-ANNUAL | | | | | | | |
| ON OCT 14, APR 14 | | | | | | | |
| Next Interest Payable: 04/14/23 | | | | | | | |
| CALLABLE ON 01/14/2023 @ 100.0000 | | | | | | | |
| STEP COUPON | | | | | | | |
| RESET FREQUENCY TERM MODE | | | | | | | |
| NEXT RESET 04/14/2023 | | | | | | | |
| Accrued Interest \$1069.44 | | | | | | | |
| Average Unit Cost \$100.00 | | | | | | | |
| Client Investment \$1,000,000.00 | | | | | | | |
| Adjusted Cost Basis | | | | | | \$1,000,000.00 D | (\$93,590.00) |
| FEDERAL HOME LOAN BA SER TX-9026 | 3130ANZM5 | 700.000 | \$88.892 | \$622,244.00 | \$4,900.00 | \$698,999.00 | |
| 0.70000% 09/30/2026 | CASH | | | | | | |
| MOODY'S Aaa /S&P AA+ | | | | | | | |
| CPN PMT SEMI-ANNUAL | | | | | | | |
| ON MAR 30, SEP 30 | | | | | | | |
| Next Interest Payable: 03/30/23 | | | | | | | |
| CALLABLE ON 03/30/2023 @ 100.0000 | | | | | | | |
| STEP COUPON | | | | | | | |
| RESET FREQUENCY TERM MODE | | | | | | | |
| NEXT RESET 03/30/2023 @ 0.75000 | | | | | | | |
| Accrued Interest \$1225.00 | | | | | | | |
| Average Unit Cost \$99.86 | | | | | | | |

Fifth Third Securities, Inc.

Account carried with National Financial Services LLC, Member
NYSE, SIPC

MN_CEBNGWHWBBMFNBT_BBBBB 20221230

Statement for the Period December 1, 2022 to December 31, 2022

MEDINA CITY SCHOOLS - Corporation
Account Number: [REDACTED]



HOLDINGS > FIXED INCOME *continued*

| Description | Symbol/Cusip Account Type | Quantity | Estimated Price on 12/31/22 | Estimated Current Market Value | Estimated Annual Income | Original/Adjusted Cost Basis | Unrealized Gain (Loss) |
|--|------------------------------|------------------|-----------------------------------|--------------------------------------|----------------------------|---------------------------------|---------------------------|
| FEDERAL HOME LOAN BA SER TX-9026 | 3130ANZM5 | continued | | | | | |
| Client Investment | \$698,999.00 | | | | | | |
| Adjusted Cost Basis | | | | | | \$698,999.00 D | (\$76,755.00) |
| Total U.S. Treasury / Agency Securities | | 4,975,000 | | \$4,526,077.00 | \$33,955.00 | \$4,966,564.00 | (\$440,487.00) |
| Total Fixed Income | | 8,995,000 | | \$8,266,416.40 | \$80,233.70 | \$8,980,705.79 | (\$714,289.39) |
| Total Fixed Income Client Investment | \$8,980,981.90 | | | | | | |
| Total Securities | | | | \$8,266,416.40 | \$80,233.70 | \$8,980,705.79 | (\$714,289.39) |
| TOTAL PORTFOLIO VALUE | | | | \$9,329,696.10 | \$80,233.70 | \$8,980,705.79 | (\$714,289.39) |
| TOTAL CLIENT INVESTMENT | \$8,980,981.90 | | | | | | |

Activity

NFS-provided cost basis, realized gain (loss) and holding period information may not reflect all adjustments necessary for tax purposes. Please refer to Footnotes and Cost Basis Information at the end of this statement for more information.

PURCHASES, SALES, AND REDEMPTIONS

| Settlement Date | Account Type | Transaction | Description | Quantity | Amount | Total Cost Basis | Realized Gain (Loss) |
|--------------------|-----------------|-------------|--|-----------|---------------|------------------------------------|-------------------------|
| Redemptions | | | | | | | |
| 12/01/22 | CASH | REDEEMED | WASHINGTON OHIO LOC SCH DIST LUCAS CNTY 05.00000% 12/01/2022 REDEMPTION PAYOUT #REOR R0065913110000 Adjusted Cost Basis YTD Amortized Premium | (775,000) | \$775,000.00 | \$835,054.75 \$775,000.00 D | |
| | | | | | \$22,881.58 E | | |

Fifth Third Securities, Inc.

Account carried with National Financial Services LLC. Member
NYSE, SIPC

MN _CEBNGWHWBMMFNBTT_BBBBB 20221230

Statement for the Period December 1, 2022 to December 31, 2022

MEDINA CITY SCHOOLS - Corporation
Account Number: [REDACTED]



PURCHASES, SALES, AND REDEMPTIONS *continued*

| Settlement Date | Account Type | Transaction | Description | Quantity | Amount | Total Cost Basis | Realized Gain (Loss) |
|--------------------------|--------------|-------------|--|-----------|-----------------------|---------------------|----------------------|
| 12/30/22 | CASH | REDEEMED | WELLS FARGO NATL BK WEST LAS V CD 1.85000% 12/30/2022 REDEMPTION PAYOUT #REOR R0065974760000 Adjusted Cost Basis | (245,000) | \$245,000.00 | \$245,000.00 | |
| Total Redemptions | | | | | \$1,020,000.00 | \$245,000.00 | D |

ACTIVITY > CORE FUND ACTIVITY

For more information about the operation of your core account, please refer to your Customer Agreement.

| Settlement Date | Account Type | Transaction | Description | Quantity | Amount |
|---------------------------------|--------------|-------------|---|------------|-------------------------|
| 12/01/22 | CASH | YOU BOUGHT | FEDERATED HERMES GOVT OBLIGATIONS IS @ 1 | 802,780.17 | (\$802,780.17) |
| 12/12/22 | CASH | YOU BOUGHT | FEDERATED HERMES GOVT OBLIGATIONS IS @ 1 | 374.52 | (\$374.52) |
| 12/15/22 | CASH | YOU BOUGHT | FEDERATED HERMES GOVT OBLIGATIONS IS @ 1 | 739.31 | (\$739.31) |
| 12/28/22 | CASH | YOU BOUGHT | FEDERATED HERMES GOVT OBLIGATIONS IS @ 1 | 443.84 | (\$443.84) |
| 12/30/22 | CASH | YOU BOUGHT | FEDERATED HERMES GOVT OBLIGATIONS IS @ 1 | 215,662.16 | (\$215,662.16) |
| TOTAL CORE FUND ACTIVITY | | | | | (\$1,020,000.00) |

ACTIVITY > ADDITIONS AND WITHDRAWALS > OTHER ADDITIONS AND WITHDRAWALS

| Date | Account Type | Transaction | Description | Quantity | Amount |
|----------|--------------|--------------------|---|----------|---------------|
| 12/30/22 | CASH | WIRE TRANS TO BANK | WD68179770 THE HUNTINGTON NATIONAL BANK [REDACTED] | | (\$30,193.66) |

Other Additions and Withdrawals

Fifth Third Securities, Inc.

MN_CEBNGWHWBMBFNB_BBBBB 20221230

Account carried with National Financial Services LLC, Member
NYSE, SIPC

Statement for the Period December 1, 2022 to December 31, 2022

MEDINA CITY SCHOOLS - Corporation
Account Number: [REDACTED]



ACTIVITY > ADDITIONS AND WITHDRAWALS > OTHER ADDITIONS AND WITHDRAWALS *continued*

| Date | Account Type | Transaction | Description | Quantity | Amount |
|--|--------------|-------------|-------------|----------|----------------------|
| Total Other Additions and Withdrawals | | | | | (\$30,193.66) |
| TOTAL ADDITIONS AND WITHDRAWALS | | | | | (\$30,193.66) |

ACTIVITY > INCOME > TAXABLE INCOME

| Settlement Date | Account Type | Transaction | Description | Quantity | Amount |
|--------------------------------|--------------|-------------------|---|----------|-----------------|
| Taxable Dividends | | | | | |
| 11/30/22 | CASH | DIVIDEND RECEIVED | FEDERATED HERMES GOVT OBLIGATIONS IS DIVIDEND RECEIVED | | \$127.32 |
| Total Taxable Dividends | | | | | \$127.32 |
| Taxable Interest | | | | | |
| 12/01/22 | CASH | MUNI TAXABLE INT | CENTERVILLE OHIO CITY SCH DIST 00.81900% 12/01/2025 TAXABLE UNLTD TAX GO IMPT REF BDS SER. 2020 | | \$1,023.75 |
| 12/01/22 | CASH | MUNI TAXABLE INT | COLUMBUS OHIO ST CMNTY COLLEGE 00.56700% 12/01/2024 TAXABLE FACS CONSTR IMPT GO UNLTD TAX BDS SER. 2020 B | | \$1,304.10 |
| 12/01/22 | CASH | MUNI TAXABLE INT | FRANKLIN CNTY OHIO TAXABLE GO LTD TAX 00.85000% 06/01/2026 VAR PURP REF BDS SER. 2021 B | | \$5,950.00 |
| 12/11/22 | CASH | INTEREST | NEW YORK COMMUNITY BANK CD 0.30000% 12/11/2023 | | \$374.52 |
| 12/15/22 | CASH | INTEREST | CFBANK FAIRLAWN OH CD 2.80000% 03/15/2024 | | \$540.82 |
| 12/15/22 | CASH | INTEREST | EVERGREEN BK GROUP ILL CD 1.05000% 04/17/2023 | | \$198.49 |

Fifth Third Securities, Inc.

MN_CEBNGWHWBMBFNBTT_BBBBB 20221230

Account carried with National Financial Services LLC, Member NYSE, SIPC

Statement for the Period December 1, 2022 to December 31, 2022

MEDINA CITY SCHOOLS - Corporation
Account Number: [REDACTED]



ACTIVITY > INCOME > TAXABLE INCOME *continued*

| Settlement Date | Account Type | Transaction | Description | Quantity | Amount |
|-------------------------------|--------------|-------------|--|----------|--------------------|
| 12/28/22 | CASH | INTEREST | STATE BK REESEVILLE WIS CD 2.25000% 06/28/2024 | | \$443.84 |
| 12/30/22 | CASH | INTEREST | FIRST ST BK BUXTON ND CD 2.40000% 05/30/2024 | | \$483.29 |
| 12/30/22 | CASH | INTEREST | WELLS FARGO NATL BK WEST LAS V CD 1.85000% 12/30/2022 | | \$372.53 |
| Total Taxable Interest | | | | | \$10,691.34 |
| Total Taxable Income | | | | | \$10,818.66 |

ACTIVITY > INCOME > NON-TAXABLE INCOME

| Settlement Date | Account Type | Transaction | Description | Quantity | Amount |
|---------------------------------------|--------------|-----------------|---|----------|--------------------|
| Muni Tax Exempt Interest | | | | | |
| 12/01/22 | CASH | MUNI EXEMPT INT | WASHINGTON OHIO LOC SCH DIST LUCAS CNTY 05.00000% 12/01/2022 FACS CONSTR IMPT GO UNLTD TAX BDS SER. 2020 A | | \$19,375.00 |
| Total Muni Tax Exempt Interest | | | | | \$19,375.00 |
| Total Non-Taxable Income | | | | | \$19,375.00 |
| TOTAL INCOME | | | | | \$30,193.66 |

Fifth Third Securities, Inc.

MN _CEBNGWHWBMBFNB _BBBBB 20221230

Account carried with National Financial Services LLC, Member
NYSE, SIPC

Brokerage

Account Statement

December 1, 2022 - December 31, 2022

Account Number: [REDACTED]

MEDINA CITY SCHOOLS
739 WEYMOUTH RD
MEDINA OH 44256-2037**Your Account Executive:**
ANDREW CARDINALI

Portfolio at a Glance

| | This Period |
|--|------------------------|
| BEGINNING ACCOUNT VALUE | \$15,273,875.50 |
| Withdrawals (Cash & Securities) | -21,148.82 |
| Dividends, Interest and Other Income | 16,589.72 |
| Net Change in Portfolio¹ | 93,493.90 |
| ENDING ACCOUNT VALUE | \$15,362,810.30 |
| Estimated Annual Income | \$224,545.00 |

¹ Net Change in Portfolio is the difference between the ending account value and beginning account value after activity.

Asset Summary

| Percent | Asset Type | Last Period | This Period |
|---------|--------------------------------------|------------------------|------------------------|
| 1% | Cash, Money Funds, and Bank Deposits | 5,093.80 | 534.70 |
| 99% | Fixed Income | 15,268,781.70 | 15,362,275.60 |
| 100% | Account Total | \$15,273,875.50 | \$15,362,810.30 |

Please review your allocation periodically with your Account Executive.

Client Service Information

Your Account Executive: ATT
ANDREW CARDINALI**Contact Information****E-Mail:** customerservice@mbssecurities.com**Client Service Information****Service Hours:** Weekdays 09:00 a.m. - 05:00 p.m. (EST)**Client Service Telephone Number:** (800) 967-9045**Web Site:** WWW.MBSSECURITIES.COM

Your Account Information

INVESTMENT OBJECTIVE

Investment Objective: NONE SPECIFIED

Please discuss your investment objective with your Account Executive.

TAX LOT DEFAULT DISPOSITION METHOD

Default Method for Mutual Funds: First In First Out

Default Method for Stocks in a Dividend Reinvestment Plan: First In First Out

Default Method for all Other Securities: First In First Out

BOND AMORTIZATION ELECTIONS

Amortize premium on taxable bonds based on Constant Yield Method: Yes

Accrual market discount method for all other bond types: Constant Yield Method

Include market discount in income annually: No

ELECTRONIC DELIVERY

Your electronic delivery selections for account communications are listed below:

Electronic Delivery

Enrollment Communication

- ☒ Statements and Reports
- ☒ Trade Confirmations
- ☒ Tax Documents
- ☒ Notifications
- ☒ Prospectus
- ☒ Proxy/Shareholder Communications

You have not enrolled any of the above documents for electronic delivery. Please log in to your account or contact your Account Executive to make any changes to your electronic delivery preferences.

Income and Expense Summary

| | Current Period | | Year-to-Date | |
|------------------------|--------------------|---------------|---------------------|---------------|
| | Taxable | Non Taxable | Taxable | Non Taxable |
| Interest Income | | | | |
| Bond Interest | 16,589.72 | 0.00 | 90,279.57 | 0.00 |
| Other Interest | 0.00 | 0.00 | 44,189.64 | 0.00 |
| Total Income | \$16,589.72 | \$0.00 | \$134,469.21 | \$0.00 |

Accrued Interest Summary

| | Current Period | | Year-to-Date | |
|------------------------------------|----------------|---------------|------------------|---------------|
| | Taxable | Non Taxable | Taxable | Non Taxable |
| Accrued Interest Paid | | | | |
| Certificates of Deposit | 0.00 | 0.00 | -185.15 | 0.00 |
| Total Accrued Interest Paid | \$0.00 | \$0.00 | -\$185.15 | \$0.00 |



December 1, 2022 - December 31, 2022
MEDINA CITY SCHOOLS

Portfolio Holdings

| Description | Quantity | Opening Balance | Closing Balance | Accrued Income | 30-Day Yield |
|---|----------|-------------------|-----------------|----------------|--------------|
| CASH, MONEY FUNDS AND BANK DEPOSITS 1.00% of Portfolio | | | | | |
| Cash Balance | | 5,093.80 | 534.70 | | |
| TOTAL CASH, MONEY FUNDS AND BANK DEPOSITS | | \$5,093.80 | \$534.70 | \$0.00 | |

| Description | Quantity | Market Price | Market Value | Accrued Interest | Estimated Annual Income | Estimated Yield |
|---|--------------|--------------|--------------|------------------|-------------------------|-----------------|
| FIXED INCOME 99.00% of Portfolio (In Maturity Date Sequence) | | | | | | |
| Certificates of Deposit | | | | | | |
| SALLIE MAE BK SALT LAKE CITY UT CTF DEP 2.650% 01/31/23 DTD 01/31/18 ACT/365 1ST CPN DTE 07/31/18 Security Identifier: 795450J71 | 246,000.0000 | 99.8750 | 245,692.50 | 2,732.62 | 6,519.00 | 2.65% |
| EAGLEBANK BETHESDA MD CTF DEP 1.650% 03/06/23 DTD 03/06/20 ACT/365 1ST CPN DTE 04/06/20 Security Identifier: 27002YEV4 | 248,000.0000 | 99.5540 | 246,893.92 | 280.27 | 4,092.00 | 1.65% |
| LIVE OAK BKG CO WILMINGTON N C CTF DEP 1.550% 03/06/23 DTD 03/06/20 ACT/365 Security Identifier: 538036JZ8 | 100,000.0000 | 99.5350 | 99,535.00 | 127.40 | 1,550.00 | 1.55% |
| BANKUNITED NATL ASSN MIAMI LAKES FL CTF DEP 0.250% 03/20/23 B/E DTD 03/19/21 ACT/365 Security Identifier: 066519QQ5 | 248,000.0000 | 99.1430 | 245,874.64 | 20.38 | 620.00 | 0.25% |
| MAINSTREET BK FAIRFAX VA CTF DEP ACT/365 0.200% 03/29/23 B/E DTD 03/29/21 ACT/365 Security Identifier: 56065GAL2 | 248,000.0000 | 99.0320 | 245,599.36 | 2.72 | 496.00 | 0.20% |
| AMERICAN EXPRESS NATL BK BROKED INTL CTF DEP PROGRAM INSTL CTF DEP 1.450% 03/31/23 B/E DTD 03/31/20 Security Identifier: 02589AB50 | 248,000.0000 | 99.3330 | 246,345.84 | 906.39 | 3,596.00 | 1.45% |
| BANK LEUMI USA NEW YORK N Y CTF DEP 1.450% 03/31/23 B/E DTD 03/31/20 ACT/365 1ST CPN DTE 09/30/20 Security Identifier: 063248KR8 | 248,000.0000 | 99.3330 | 246,345.84 | 906.39 | 3,596.00 | 1.45% |
| NORTHSTAR BK BAD AXE MICH CTF DEP 1.150% 03/31/23 B/E DTD 03/31/20 ACT/365 1ST CPN DTE 04/30/20 Security Identifier: 66704MEQ0 | 248,000.0000 | 99.2590 | 246,162.32 | 0.00 | 2,852.00 | 1.15% |
| WEBBANK SALT LAKE CITY UTAH CTF DEP 0.200% 05/01/23 B/E DTD 04/30/21 ACT/365 CALLABLE Security Identifier: 947547MS1 | 246,000.0000 | 98.6810 | 242,755.26 | 83.57 | 492.00 | 0.20% |

Portfolio Holdings (continued)

| Description | Quantity | Market Price | Market Value | Accrued Interest | Estimated Annual Income | Estimated Yield |
|---|--------------|--------------|--------------|------------------|-------------------------|-----------------|
| FIXED INCOME (continued) | | | | | | |
| Certificates of Deposit (continued) | | | | | | |
| M Y SAFA BK FSB NEW YORK N Y CTF DEP 0.250% 05/26/23 B/E DTD 11/27/20 ACT/365 CALLABLE Security Identifier: 55406JBL5 | 248,000.0000 | 98.4110 | 244,059.28 | 57.75 | 620.00 | 0.25% |
| HINGHAM INSTN SVGS MASS CTF DEP 0.200% 06/28/23 B/E DTD 06/28/21 ACT/365 1ST CPN DTE 12/28/21 Security Identifier: 433323EA6 | 248,000.0000 | 98.0080 | 243,059.84 | 4.08 | 496.00 | 0.20% |
| WEX BK MIDVALE UTAH CTF DEP 0.250% 06/30/23 B/E DTD 06/30/21 ACT/365 1ST CPN DTE 12/30/21 Security Identifier: 92937CKM9 | 248,000.0000 | 98.0160 | 243,079.68 | 1.70 | 620.00 | 0.25% |
| INDUSTRIAL & COML BK CHINA USA NATL ASSN N Y 0.250% 07/21/23 B/E DTD 07/22/21 ACT/365 Security Identifier: 45581ECL3 | 246,000.0000 | 97.7450 | 240,452.70 | 272.96 | 615.00 | 0.25% |
| GOLDMAN SACHS BK USA NEW YORK CTF DEP 0.250% 08/07/23 DTD 05/05/21 ACT/365 CALLABLE 01/05/23 Security Identifier: 38149MWB5 | 246,000.0000 | 97.5280 | 239,918.88 | 43.81 | 615.00 | 0.25% |
| LIVE OAK BKG CO WILMINGTON N C CTF DEP 1.600% 09/06/23 DTD 03/06/20 ACT/365 Security Identifier: 538036KB9 | 147,000.0000 | 98.0530 | 144,137.91 | 193.32 | 2,352.00 | 1.63% |
| SYNCHRONY BK RETAIL CTF DEP FIDELITY INSTL CTF DEP 0.350% 09/11/23 DTD 09/10/21 ACT/365 Security Identifier: 87165FZV9 | 248,000.0000 | 97.1800 | 241,006.40 | 266.35 | 868.00 | 0.36% |
| BANK HAPOALIM B M NEW YORK BRH CTF DEP 0.300% 09/14/23 B/E DTD 09/14/20 ACT/365 1ST CPN DTE 03/14/21 Security Identifier: 06251A2E9 | 246,000.0000 | 97.1060 | 238,880.76 | 218.37 | 738.00 | 0.30% |
| JPMORGAN CHASE BK NA COLUMBUS OHIO CTF DEP 1.400% 09/29/23 B/E DTD 03/31/22 ACT/365 Security Identifier: 48128WMR3 | 248,000.0000 | 97.6740 | 242,231.52 | 875.13 | 3,472.00 | 1.43% |
| MORGAN STANLEY BK N A MKT LKD INSTL CTF DEP PROGRAM 1.400% 09/29/23 B/E DTD 03/31/22 ACT/365 Security Identifier: 61773TDC4 | 248,000.0000 | 97.7070 | 242,313.36 | 884.65 | 3,472.00 | 1.43% |
| BANKWEST INC PIERRE S D CTF DEP 1.250% 10/24/23 B/E DTD 04/24/20 ACT/365 1ST CPN DTE 05/15/20 Security Identifier: 06652CHH7 | 248,000.0000 | 97.3310 | 241,380.88 | 135.89 | 3,100.00 | 1.28% |
| NEW YORK CMNTY BK WESTBURY NEW YORK CTF DEP 0.300% 11/09/23 B/E DTD 11/09/20 ACT/365 Security Identifier: 649447UE7 | 248,000.0000 | 96.4180 | 239,116.64 | 105.99 | 744.00 | 0.31% |
| UBS BK USA SALT LAKE CITY UT CTF DEP 2.550% 12/18/23 B/E DTD 06/16/22 ACT/365 1ST CPN DTE 07/16/22 Security Identifier: 90348J3V0 | 248,000.0000 | 98.0360 | 243,129.28 | 259.89 | 6,324.00 | 2.60% |



December 1, 2022 - December 31, 2022
MEDINA CITY SCHOOLS

Portfolio Holdings (continued)

| Description | Quantity | Market Price | Market Value | Accrued Interest | Estimated Annual Income | Estimated Yield |
|---|--------------|--------------|--------------|------------------|-------------------------|-----------------|
| FIXED INCOME (continued) | | | | | | |
| Certificates of Deposit (continued) | | | | | | |
| BMW BK NORTH AMER SALT LAKE CITY UTAH CTF DEP 0.350% 01/16/24 DTD 07/16/21 ACT/365 Security Identifier: 05580AA95 | 246,000.0000 | 95.6690 | 235,345.74 | 396.30 | 861.00 | 0.36% |
| DELTA NATL BK & TR CO NEW YORK NY CTF DEP 1.200% 03/04/24 B/E DTD 03/31/20 ACT/365 Security Identifier: 24773RBN4 | 141,000.0000 | 96.0850 | 135,479.85 | 426.48 | 1,692.00 | 1.24% |
| THIRD FED SVGS & LN ASSN OF CLEVELAND CTF DEP 0.400% 03/15/24 B/E DTD 09/15/21 ACT/365 Security Identifier: 88413QDC9 | 245,000.0000 | 95.0850 | 232,958.25 | 287.29 | 980.00 | 0.42% |
| PREFERRED BK LOS ANGELES CALIF CTF DEP 1.100% 03/27/24 DTD 03/27/20 ACT/365 Security Identifier: 740367KG1 | 227,000.0000 | 95.7420 | 217,334.34 | 27.36 | 2,497.00 | 1.14% |
| NICOLET NATL BK GREENBAY WIS CTF DEP 4.000% 03/28/24 B/E DTD 09/28/22 ACT/365 1ST CPN DTE 10/28/22 Security Identifier: 654062KZ0 | 248,000.0000 | 99.2410 | 246,117.68 | 81.53 | 9,920.00 | 4.03% |
| SECURITY ST BK FARWELL TEX CTF DEP 0.400% 03/28/24 B/E DTD 03/31/21 ACT/365 CALLABLE 12/31/22 Security Identifier: 81500JBG7 | 248,000.0000 | 94.8910 | 235,329.68 | 0.00 | 992.00 | 0.42% |
| PACIFIC WESTN BK BEVERLY HILLS CALIF CTF DEP 1.300% 04/16/24 B/E DTD 04/16/20 ACT/365 Security Identifier: 69506YRH4 | 248,000.0000 | 95.8580 | 237,727.84 | 671.30 | 3,224.00 | 1.35% |
| DISCOVER BK GREENWOOD DEL CTF DEP 2.500% 04/29/24 B/E DTD 04/27/22 ACT/365 Security Identifier: 254673B62 | 248,000.0000 | 97.2810 | 241,256.88 | 1,104.11 | 6,200.00 | 2.56% |
| CENTERSTATE BK FLA NA WINTERHAVEN FL CTF DEP 1.050% 04/30/24 B/E DTD 04/30/20 ACT/365 Security Identifier: 15201QDH7 | 248,000.0000 | 95.4190 | 236,639.12 | 442.32 | 2,604.00 | 1.10% |
| BMO HARRIS BK NATL ASSN CHICAGO ILL CTF DEP 2.800% 06/10/24 B/E DTD 06/10/22 ACT/365 Security Identifier: 05600XFU9 | 248,000.0000 | 97.4740 | 241,735.52 | 399.52 | 6,944.00 | 2.87% |
| LINCOLN SVGS BK REINBECK IOWA CTF DEP CT/365 0.600% 06/24/24 B/E DTD 06/24/20 ACT/365 Security Identifier: 534732AV4 | 248,000.0000 | 94.2390 | 233,712.72 | 28.54 | 1,488.00 | 0.63% |

Portfolio Holdings (continued)

| Description | Quantity | Market Price | Market Value | Accrued Interest | Estimated Annual Income | Estimated Yield |
|--|--------------|--------------|--------------|------------------|-------------------------|-----------------|
| FIXED INCOME (continued) | | | | | | |
| Certificates of Deposit (continued) | | | | | | |
| FIRST KEYSTONE CMNTY BK BERWICK PA CTF DEP 0.600% 06/28/24 B/E DTD 06/30/20 ACT/365 Security Identifier: 32065RAK1 | 248,000.0000 | 94.1860 | 233,581.28 | 4.08 | 1,488.00 | 0.63% |
| FLAGSTAR BK FSB TROY MICH CTF DEP 0.500% 07/17/24 B/E DTD 07/17/20 ACT/365 1ST CPN DTE 01/17/21 Security Identifier: 33847E3V7 | 248,000.0000 | 93.9100 | 232,896.80 | 567.34 | 1,240.00 | 0.53% |
| TOYOTA FINL SVGS BK HEND NV CTF DEP 0.600% 08/12/24 B/E DTD 08/12/21 ACT/365 1ST CPN DTE 02/12/22 Security Identifier: 89235MLG4 | 248,000.0000 | 93.7950 | 232,611.60 | 574.82 | 1,488.00 | 0.63% |
| PACIFIC PREMIER BK IRVINE CALIF CTF DEP 3.450% 09/09/24 B/E DTD 09/09/22 ACT/365 1ST CPN DTE 03/09/23 Security Identifier: 69478QGQ7 | 248,000.0000 | 98.1270 | 243,354.96 | 2,648.84 | 8,556.00 | 3.51% |
| WELLS FARGO BK N A SIOUX FALLS S D CTF DEP 4.500% 10/21/24 B/E DTD 10/21/22 ACT/365 Security Identifier: 9497632V7 | 248,000.0000 | 99.8140 | 247,538.72 | 305.75 | 11,160.00 | 4.50% |
| INSTITUTION FOR SVGS IN NEWBURYPORT & ITS VIC MA CTF DEP 0.700% 10/28/24 B/E DTD 10/28/21 ACT/365 Security Identifier: 45780PBBO | 249,000.0000 | 93.1550 | 231,955.95 | 14.33 | 1,743.00 | 0.75% |
| MAGNOLIA BK INC KY CTF DEP 0.400% 10/30/24 B/E DTD 10/30/20 ACT/365 CALLABLE 12/30/22 Security Identifier: 559582AK7 | 247,000.0000 | 92.6070 | 228,739.29 | 2.71 | 988.00 | 0.43% |
| CAPITAL ONE BK USA NATL ASSN GLEN ALLEN VA CTF DEP 0.700% 11/18/24 B/E DTD 11/17/21 ACT/365 Security Identifier: 14042TDV6 | 246,000.0000 | 93.0230 | 228,836.58 | 207.58 | 1,722.00 | 0.75% |
| CFG CMNTY BK LUTHERVILLE MD CTF DEP 3.400% 12/31/24 B/E DTD 07/22/22 ACT/365 Security Identifier: 12527CEX6 | 248,000.0000 | 97.7200 | 242,345.60 | 3,742.42 | 8,432.00 | 3.47% |
| BURKE & HERBERT BK & TR CO ALEXANDRIA VA CTF DEP 3.450% 02/05/25 B/E DTD 08/05/22 ACT/365 Security Identifier: 121331AN2 | 248,000.0000 | 97.7120 | 242,325.76 | 609.47 | 8,556.00 | 3.53% |
| COMMERCIAL BK WEST LIBERTY KY CTF DEP 1.100% 03/17/25 DTD 03/17/20 ACT/365 CALLABLE 01/17/23 Security Identifier: 201525AC6 | 248,000.0000 | 92.6500 | 229,772.00 | 104.64 | 2,728.00 | 1.18% |
| SAFRA NATL BK NEW YORK CTF DEP INSTL CTF DEP 2.000% 03/24/25 B/E DTD 03/23/22 ACT/365 Security Identifier: 78658RHM6 | 248,000.0000 | 94.5520 | 234,488.96 | 1,345.32 | 4,960.00 | 2.11% |
| BEAL BK PLANO TEX CTF DEP 2.600% 04/16/25 B/E DTD 04/20/22 ACT/365 1ST CPN DTE 10/20/22 Security Identifier: 07371AN74 | 246,000.0000 | 95.6890 | 235,394.94 | 1,261.68 | 6,396.00 | 2.71% |



December 1, 2022 - December 31, 2022
 MEDINA CITY SCHOOLS

Portfolio Holdings (continued)

| Description | Quantity | Market Price | Market Value | Accrued Interest | Estimated Annual Income | Estimated Yield |
|--|--------------|--------------|--------------|------------------|-------------------------|-----------------|
| FIXED INCOME (continued) | | | | | | |
| Certificates of Deposit (continued) | | | | | | |
| ALLY BK SANDY UTAH CTF DEP 2.950% 04/28/25 B/E DTD 04/28/22 ACT/365 CALLABLE 01/28/23 Security Identifier: 02007GQG1 | 246,000.0000 | 96.4100 | 237,168.60 | 1,272.46 | 7,257.00 | 3.05% |
| BARCLAYS BK DEL RETAIL CTF DEP 3A2 INSTL CTF DEP 3.050% 06/02/25 B/E DTD 06/02/22 ACT/365 Security Identifier: 06740KQS9 | 248,000.0000 | 96.4990 | 239,317.52 | 600.98 | 7,564.00 | 3.16% |
| STATE BK INDIA CHICAGO ILL CTF DEP 0.950% 07/10/25 B/E DTD 07/10/20 ACT/365 1ST CPN DTE 01/10/21 Security Identifier: 856283P26 | 246,000.0000 | 91.4030 | 224,851.38 | 1,114.08 | 2,337.00 | 1.03% |
| BANK BARODA NEW YORK BRH CTF DEP 0.650% 07/22/25 B/E DTD 07/22/20 ACT/365 1ST CPN DTE 01/22/21 Security Identifier: 06063HMT7 | 246,000.0000 | 90.5800 | 222,826.80 | 709.69 | 1,599.00 | 0.71% |
| GENERATIONS BK ROGERS ARK CTF DEP 3.400% 08/04/25 B/E DTD 08/03/22 ACT/365 CALLABLE 01/03/23 Security Identifier: 37149CAZ0 | 248,000.0000 | 97.1110 | 240,835.28 | 646.84 | 8,432.00 | 3.50% |
| CAPITAL ONE NATL ASSN MCLEAN VA CTF DEP 3.350% 08/11/25 B/E DTD 08/10/22 ACT/365 Security Identifier: 14042RTP6 | 248,000.0000 | 96.9810 | 240,512.88 | 3,254.92 | 8,308.00 | 3.45% |
| FIRST ST BK WINCHESTER OHIO CTF DEP 3.500% 09/16/25 B/E DTD 09/16/22 ACT/365 Security Identifier: 33650TAG5 | 248,000.0000 | 97.2510 | 241,182.48 | 356.71 | 8,680.00 | 3.59% |
| FIRST INTERNET BK FISHERS IND CTF DEP 4.000% 09/29/25 B/E DTD 09/28/22 ACT/365 1ST CPN DTE 10/28/22 Security Identifier: 32056GDQ0 | 248,000.0000 | 98.5010 | 244,282.48 | 81.53 | 9,920.00 | 4.06% |
| TEXAS EXCHANGE BK SSB CROWLEY CTF DEP 0.850% 11/14/25 B/E DTD 10/08/21 ACT/365 CALLABLE 01/08/23 Security Identifier: 88241TLZ1 | 248,000.0000 | 89.9770 | 223,142.96 | 132.83 | 2,108.00 | 0.94% |
| MORGAN STANLEY PRIVATE BK NATL ASSN INSTL CTF DEP PROGRAM 3.200% 11/28/25 B/E DTD 05/31/22 Security Identifier: 61768U4L8 | 248,000.0000 | 96.2500 | 238,700.00 | 65.23 | 7,936.00 | 3.32% |
| TIAA FSB JACKSONVILLE FLA CTF DEP 0.500% 02/12/26 B/E DTD 02/12/21 ACT/365 Security Identifier: 87270LDL4 | 246,000.0000 | 88.2650 | 217,131.90 | 475.15 | 1,230.00 | 0.56% |

Portfolio Holdings (continued)

| Description | Quantity | Market Price | Market Value | Accrued Interest | Estimated Annual Income | Estimated Yield |
|--|-----------------|--------------|------------------------|-------------------------|--------------------------------|-----------------|
| FIXED INCOME (continued) | | | | | | |
| Certificates of Deposit (continued) | | | | | | |
| ROLLSTONE BK & TR FITCHBURG MASS CTF DEP 3.550% 08/23/27 B/E DTD 08/22/22 ACT/365 Security Identifier: 77579AFG6 | 245,000.0000 | 95.6870 | 234,433.15 | 3,121.57 | 8,697.50 | 3.71% |
| Total Certificates of Deposit | 13,977,000.0000 | | \$13,469,837.30 | \$35,465.35 | \$218,776.50 | |
| U.S. Government Bonds | | | | | | |
| FEDERAL FARM CR BKS CONS SYSTEMWIDE BDS 0.140% 05/18/23 B/E DTD 05/18/21 CALLABLE 01/04/23 @ 100.000 Moody Rating Aaa S & P Rating AA+ Security Identifier: 3133EMZP0 | 495,000.0000 | 98.2650 | 486,411.75 | 82.78 | 693.00 | 0.14% |
| FEDERAL AGRIC MTG CORP MEDIUM TERM NTS FED 0.260% 09/29/23 B/E DTD 09/29/20 CALLABLE 03/29/23 Security Identifier: 31422BW97 | 740,000.0000 | 96.5270 | 714,299.80 | 491.69 | 1,924.00 | 0.26% |
| FEDERAL HOME LN MTG CORP MEDIUM TERM NTS FED 0.300% 12/29/23 B/E DTD 09/29/20 CALLABLE 03/29/23 Moody Rating Aaa Security Identifier: 3134GWY2 | 248,000.0000 | 95.6190 | 237,135.12 | 4.13 | 744.00 | 0.31% |
| FEDERAL HOME LN BKS CONS BD 0.350% 04/23/24 B/E DTD 06/23/21 CALLABLE 03/23/23 @ 100.000 Moody Rating Aaa S & P Rating AA+ Security Identifier: 3130AMQQ8 | 245,000.0000 | 94.1510 | 230,669.95 | 19.06 | 857.50 | 0.37% |
| FEDERAL HOME LN MTG CORP MEDIUM TERM NTS FED 0.625% 09/15/25 B/E DTD 09/15/20 CALLABLE 09/15/23 Moody Rating Aaa Security Identifier: 3134GWB70 | 248,000.0000 | 90.2910 | 223,921.68 | 456.39 | 1,550.00 | 0.69% |
| Total U.S. Government Bonds | 1,976,000.0000 | | \$1,892,438.30 | \$1,054.05 | \$5,768.50 | |
| TOTAL FIXED INCOME | 15,953,000.0000 | | \$15,362,275.60 | \$36,519.40 | \$224,545.00 | |
| | | | Market Value | Accrued Interest | Estimated Annual Income | |
| Total Portfolio Holdings | | | \$15,362,810.30 | \$36,519.40 | \$224,545.00 | |

Portfolio Holdings Disclosures

Pricing

This section includes the net market value of the securities in your account on a settlement date basis, including short positions, at the close of the statement period. The market prices, unless otherwise noted, have been obtained from independent vendor services, which we believe to be reliable. In some cases the pricing vendor may provide prices quoted by a single broker or market maker. Market prices do not constitute a bid or an offer, and may differ from the actual sale price. Securities for which a price is not available are marked "N/A" and are omitted from the Total.

THE AS OF PRICE DATE ONLY APPEARS WHEN THE PRICE DATE DOES NOT EQUAL THE STATEMENT DATE.



MULTI-BANK SECURITIES, INC.*

1000 Town Center, Suite 2500
Southfield, MI 48075
(800) 967-9845

Member of FINRA & SIPC; MSRB Registered.

December 1, 2022 - December 31, 2022
MEDINA CITY SCHOOLS

Portfolio Holdings Disclosures (continued)

Estimated Annual Figures

The estimated annual income (EAI) and estimated annual yield (EAY) figures are estimates and for informational purposes only. These figures are not considered to be a forecast or guarantee of future results. These figures are computed using information from providers believed to be reliable; however, no assurance can be made as to the accuracy. Since interest and dividend rates are subject to change at any time, and may be affected by current and future economic, political, and business conditions, they should not be relied on for making investment, trading, or tax decisions. These figures assume that the position quantities, interest and dividend rates, and prices remain constant. A capital gain or return of principal may be included in the figures for certain securities, thereby overstating them. Refer to www.pershing.com/disclosures for specific details as to formulas used to calculate the figures. Accrued interest represents interest earned but not yet received.

Reinvestment

The dollar amount of Mutual Fund distributions, Money Market Fund dividend income, Bank Deposit interest income, or dividends for other securities shown on your statement may have been reinvested. You will not receive confirmation of these reinvestments. Upon written request to your financial institution, information pertaining to these transactions, including the time of execution and the name of the person from whom your security was purchased, may be obtained. In dividend reinvestment transactions, Pershing acts as your agent and receives payment for order flow.

Option Disclosure

Information with respect to commissions and other charges incurred in connection with the execution of option transactions has been included in confirmations previously furnished to you. A summary of this information is available to you promptly upon your written request directed to your introducing firm. In order to assist your introducing firm in maintaining current background and financial information concerning your option accounts, please promptly advise them in writing of any material change in your investment objectives or financial situation. Expiring options which are valuable are exercised automatically pursuant to the exercise by exception procedure of the Options Clearing Corporation. Additional information regarding this procedure is available upon written request to your introducing firm.

Certificates of Deposit

Certificates of Deposit acquired through the Certificate of Deposit Account Registry Service ("CDARS") and held in your brokerage account are subject to Securities Investor Protection Corporation (SIPC) coverage. Please see additional information about SIPC under Important Information and Disclosures on this statement.

Please be advised that the secondary market for CDs is generally illiquid; the actual value of CDs may be different from their purchase price; and a significant loss of principal could result if your CDs are sold prior to maturity. In the event that the CDs listed above do not indicate a market valuation, an accurate market value could not be determined. In the event that a price is listed above for your CDs, Pershing has obtained a price from sources deemed to be reliable or has priced your CDs using a matrix formula. Prices are estimates and the actual value you may obtain for your CD may be different if you elect to sell your CD in the secondary market.

Foreign Currency Transactions

Pershing will execute foreign currency transactions as principal for your account. Pershing may automatically convert foreign currency to or from U.S. dollars for dividends and similar corporate action transactions unless you instruct your financial organization otherwise. Pershing's currency conversion rate will not exceed the highest interbank conversion rate identified from customary banking sources on the conversion date or the prior business day, increased by up to 1%, unless a particular rate is required by applicable law. Your financial organization may also increase the currency conversion rate. This conversion rate may differ from rates in effect on the date you executed a transaction, incurred a charge, or received a credit. Transactions converted by agents (such as depositories) will be billed at the rates such agents use.

Proxy Vote

Securities not fully paid for in your margin account may be lent by Pershing to itself or others in accordance with the terms outlined in the Margin Agreement. The right to vote your shares held on margin may be reduced by the amount of shares on loan. The Proxy Voting Instruction Form sent to you may reflect a smaller number of shares entitled to vote than



Portfolio Holdings Disclosures (continued)

Proxy Vote (continued)

the number of shares in your margin account.

Ratings

This statement may contain credit rating information obtained from Standard & Poor's. Reproducing and distributing any information received from Standard & Poor's is not permitted without prior written authorization from Standard & Poor's. Standard & Poor's does not guarantee the accuracy, completeness, timeliness or availability of any information. Standard & Poor's is not responsible for any errors or omissions, regardless of the cause, or for the results of using such content. Standard & Poor's makes no express or implied warranties including warranties of merchantability or fitness for a particular purpose. Standard & Poor's shall not be legally responsible for any fees, costs, expenses or losses in connection with the use of their content. Credit ratings are opinions and not statements of facts; are not recommendations to purchase, hold or sell securities; and do not address suitability for investment purpose. Credit ratings should not be relied upon as investment advice.

Activity Summary (All amounts shown are in base currency)

| | Credits This Period | Debits This Period | Net This Period | Credits Year-to-Date | Debits Year-to-Date | Net Year-to-Date |
|-------------------------------|---------------------|---------------------|---------------------|-----------------------|------------------------|------------------------|
| Securities | | | | | | |
| Securities Bought | 0.00 | 0.00 | 0.00 | 0.00 | -4,953,185.15 | -4,953,185.15 |
| Total Securities | \$0.00 | \$0.00 | \$0.00 | \$0.00 | -\$4,953,185.15 | -\$4,953,185.15 |
| Dividends and Interest | \$16,589.72 | \$0.00 | \$16,589.72 | \$135,056.00 | -\$586.79 | \$134,469.21 |
| Distributions | \$0.00 | \$0.00 | \$0.00 | \$1,579,000.00 | \$0.00 | \$1,579,000.00 |
| Cash | | | | | | |
| Withdrawals | 0.00 | -21,148.82 | -21,148.82 | 0.00 | -1,713,592.52 | -1,713,592.52 |
| Deposits | 0.00 | 0.00 | 0.00 | 4,953,185.25 | 0.00 | 4,953,185.25 |
| Total Cash | \$0.00 | -\$21,148.82 | -\$21,148.82 | \$4,953,185.25 | -\$1,713,592.52 | \$3,239,592.73 |
| Totals | \$16,589.72 | -\$21,148.82 | -\$4,559.10 | \$6,667,241.25 | -\$6,667,364.46 | -\$123.21 |

Transactions by Type of Activity

| Process/ Settlement Date | Activity Type | Description | Quantity | Price | Accrued Interest | Amount | Currency |
|--------------------------------|-------------------------------------|---|----------|-------|------------------|----------|----------|
| Dividends and Interest | | | | | | | |
| 12/01/22 | BOND INTEREST RECEIVED 538036JZ8 | 100000 LIVE OAK BKG CO WILMINGTON N C CTF DEP 1.550% 03/06/23 DTD 03/06/20 RD 11/30 PD 12/01/22 | | | | 127.40 | USD |
| 12/01/22 | BOND INTEREST RECEIVED 538036KB9 | 147000 LIVE OAK BKG CO WILMINGTON N C CTF DEP 1.600% 09/06/23 DTD 03/06/20 RD 11/16 PD 12/01/22 | | | | 193.31 | USD |
| 12/02/22 | BOND INTEREST RECEIVED 06740KQS9 | 248000 BARCLAYS BK DEL RETAIL CTF DEP 3A2 INSTL CTF DEP 3.050% 06/02/25 B/E DTD 06/02/22 RD 12/01 PD 12/02/22 | | | | 3,792.36 | USD |



MBS MULTI-BANK SECURITIES, INC.*

1000 Town Center, Suite 2500
Southfield, MI 48075
(800) 967-9845

Member of FINRA & SIPC; MSRB Registered

December 1, 2022 - December 31, 2022
MEDINA CITY SCHOOLS

Transactions by Type of Activity (continued)

| Process/ Settlement Date | Activity Type | Description | Quantity | Price | Accrued Interest | Amount | Currency |
|---|-------------------------------------|---|----------|-------|------------------|----------|----------|
| Dividends and Interest (continued) | | | | | | | |
| 12/05/22 | BOND INTEREST RECEIVED 121331AN2 | 248000 BURKE & HERBERT BK & TR CO ALEXANDRIA VA CTF DEP 3.450% 02/05/25 B/E DTD 08/05/22 CLB RD 12/02 PD 12/05/22 | | | | 703.23 | USD |
| 12/05/22 | BOND INTEREST RECEIVED 37149CAZO | 248000 GENERATIONS BK ROGERS ARK CTF DEP 3.400% 08/04/25 B/E DTD 08/03/22 CLB RD 12/02 PD 12/03/22 | | | | 693.04 | USD |
| 12/05/22 | BOND INTEREST RECEIVED 38149MWB5 | 246000 GOLDMAN SACHS BK USA NEW YORK CTF DEP 0.250% 08/07/23 DTD 05/05/21 CLB RD 12/02 PD 12/05/22 | | | | 50.55 | USD |
| 12/06/22 | BOND INTEREST RECEIVED 27002YEV4 | 248000 EAGLEBANK BETHESDA MD CTF DEP 1.650% 03/06/23 DTD 03/06/20 RD 11/21 PD 12/06/22 | | | | 336.33 | USD |
| 12/08/22 | BOND INTEREST RECEIVED 88241TLZ1 | 248000 TEXAS EXCHANGE BK SSB CROWLEY CTF DEP 0.850% 11/14/25 B/E DTD 10/08/21 CLB RD 12/07 PD 12/08/22 | | | | 173.26 | USD |
| 12/12/22 | BOND INTEREST RECEIVED 05600XFU9 | 248000 BMO HARRIS BK NATL ASSN CHICAGO ILL CTF DEP 2.800% 06/10/24 B/E DTD 06/10/22 RD 12/09 PD 12/10/22 | | | | 3,481.51 | USD |
| 12/15/22 | BOND INTEREST RECEIVED 06652CHH7 | 248000 BANKWEST INC PIERRE S D CTF DEP 1.250% 10/24/23 B/E DTD 04/24/20 RD 11/30 PD 12/15/22 | | | | 254.79 | USD |
| 12/16/22 | BOND INTEREST RECEIVED 33650TAG5 | 248000 FIRST ST BK WINCHESTER OHIO CTF DEP 3.500% 09/16/25 B/E DTD 09/16/22 CLB RD 12/15 PD 12/16/22 | | | | 713.42 | USD |
| 12/16/22 | BOND INTEREST RECEIVED 90348J3V0 | 248000 UBS BK USA SALT LAKE CITY UT CTF DEP 2.550% 12/18/23 B/E DTD 06/16/22 RD 12/15 PD 12/16/22 | | | | 519.78 | USD |
| 12/19/22 | BOND INTEREST RECEIVED 066519QQ5 | 248000 BANKUNITED NATL ASSN MIAMI LAKES FL CTF DEP 0.250% 03/20/23 B/E DTD 03/19/21 CLB RD 12/16 PD 12/19/22 | | | | 50.96 | USD |
| 12/19/22 | BOND INTEREST RECEIVED 201525AC6 | 248000 COMMERCIAL BK WEST LIBERTY KY CTF DEP 1.100% 03/17/25 DTD 03/17/20 CLB RD 12/02 PD 12/17/22 | | | | 224.22 | USD |
| 12/21/22 | BOND INTEREST RECEIVED 9497632V7 | 248000 WELLS FARGO BK N A SIOUX FALLS S D CTF DEP 4.500% 10/21/24 B/E DTD 10/21/22 RD 12/20 PD 12/21/22 | | | | 917.26 | USD |



Transactions by Type of Activity (continued)

| Process/ Settlement Date | Activity Type | Description | Quantity | Price | Accrued Interest | Amount | Currency |
|---|-------------------------------------|--|----------|-------|------------------|--------------------|------------|
| Dividends and Interest (continued) | | | | | | | |
| 12/23/22 | BOND INTEREST RECEIVED 3130AMQQ8 | 245000 FEDERAL HOME LN BKS CONS BD 0.350% 04/23/24 B/E DTD 06/23/21 CLB RD 12/22 PD 12/23/22 | | | | 428.75 | USD |
| 12/27/22 | BOND INTEREST RECEIVED 534732AV4 | 248000 LINCOLN SVGS BK REINBECK IOWA CTF DEP CT/365 0.600% 06/24/24 B/E DTD 06/24/20 CLB RD 12/09 PD 12/24/22 | | | | 122.30 | USD |
| 12/27/22 | BOND INTEREST RECEIVED 740367KG1 | 227000 PREFERRED BK LOS ANGELES CALIF CTF DEP 1.100% 03/27/24 DTD 03/27/20 RD 12/12 PD 12/27/22 | | | | 205.23 | USD |
| 12/28/22 | BOND INTEREST RECEIVED 32056GDQ0 | 248000 FIRST INTERNET BK FISHERS IND CTF DEP 4.000% 09/29/25 B/E DTD 09/28/22 RD 12/27 PD 12/28/22 | | | | 815.34 | USD |
| 12/28/22 | BOND INTEREST RECEIVED 43323EA6 | 248000 HINGHAM INSTN SVGS MASS CTF DEP 0.200% 06/28/23 B/E DTD 06/28/21 RD 12/27 PD 12/28/22 | | | | 248.68 | USD |
| 12/28/22 | BOND INTEREST RECEIVED 45780PBBO | 249000 INSTITUTION FOR SVGS IN NEWBURYPORT & ITS VIC MA CTF DEP 0.700% 10/28/24 B/E DTD 10/28/21 CLB RD 12/27 PD 12/28/22 | | | | 143.26 | USD |
| 12/28/22 | BOND INTEREST RECEIVED 61768U4L8 | 248000 MORGAN STANLEY PRIVATE BK NATL ASSN INSTL CTF DEP PROGRAM 3.200% 11/28/25 B/E DTD 05/31/22 CLB RD 12/27 PD 12/28/22 | | | | 652.27 | USD |
| 12/28/22 | BOND INTEREST RECEIVED 654062KZ0 | 248000 NICOLET NATL BK GREENBAY WIS CTF DEP 4.000% 03/28/24 B/E DTD 09/28/22 RD 12/27 PD 12/28/22 | | | | 815.34 | USD |
| 12/29/22 | BOND INTEREST RECEIVED 3134GWTY2 | 248000 FEDERAL HOME LN MTG CORP MEDIUM TERM NTS FED 0.300% 12/29/23 B/E DTD 09/29/20 CLB RD 12/28 PD 12/29/22 | | | | 372.00 | USD |
| 12/29/22 | BOND INTEREST RECEIVED 56065GAL2 | 248000 MAINSTREET BK FAIRFAX VA CTF DEP ACT/365 0.200% 03/29/23 B/E DTD 03/29/21 RD 12/28 PD 12/29/22 | | | | 40.77 | USD |
| 12/30/22 | BOND INTEREST RECEIVED 32065RAK1 | 248000 FIRST KEYSTONE CMNTY BK BERWICK PA CTF DEP 0.600% 06/28/24 B/E DTD 06/30/20 CLB RD 12/29 PD 12/30/22 | | | | 122.30 | USD |
| 12/30/22 | BOND INTEREST RECEIVED 559582AK7 | 247000 MAGNOLIA BK INC KY CTF DEP 0.400% 10/30/24 B/E DTD 10/30/20 CLB RD 12/15 PD 12/30/22 | | | | 81.21 | USD |
| 12/30/22 | BOND INTEREST RECEIVED 92937CKM9 | 248000 WEX BK MIDVALE UTAH CTF DEP 0.250% 06/30/23 B/E DTD 06/30/21 RD 12/29 PD 12/30/22 | | | | 310.85 | USD |
| Total Dividends and Interest | | | | | \$0.00 | \$16,589.72 | USD |



December 1, 2022 - December 31, 2022
MEDINA CITY SCHOOLS

Transactions by Type of Activity (continued)

| Process/ Settlement Date | Activity Type | Description | Quantity | Price | Accrued Interest | Amount | Currency |
|--|-------------------------------------|--|----------|-------|------------------|---------------------|------------|
| Cash Withdrawals and Deposits | | | | | | | |
| 12/01/22 | ELECTRONIC TRANSACTION USD999997 | SEND TO BANK FOR ACH ACH HUNTINGTON NATIONAL BANK | | | | -5,073.46 | USD |
| 12/19/22 | ELECTRONIC TRANSACTION USD999997 | SEND TO BANK FOR ACH ACH HUNTINGTON NATIONAL BANK | | | | -11,314.16 | USD |
| 12/30/22 | ELECTRONIC TRANSACTION USD999997 | SEND TO BANK FOR ACH ACH HUNTINGTON NATIONAL BANK | | | | -4,761.20 | USD |
| Total Cash Withdrawals and Deposits | | | | | \$0.00 | -\$21,148.82 | USD |
| Total Value of Transactions | | | | | \$0.00 | -\$4,559.10 | USD |

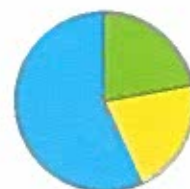
The price and quantity displayed may have been rounded.

Fixed Income Analysis

Bond Quality

| Bond Quality | Market Value | % of Bond Market Value | Percent of Fixed Income |
|--------------|----------------------|---------------------------|-------------------------|
| AAA | 1,178,138.50 | 8% | |
| Not Rated | 14,184,137.10 | 92% | |
| Total | 15,362,275.60 | 100% | |

Bond Maturity Schedule



| Bond Maturity | Market Value | % of Bond Market Value |
|----------------|----------------------|---------------------------|
| 1 to 6 months | 3,281,815.23 | 22% |
| 7 to 12 months | 3,264,003.25 | 21% |
| 1 to 5 years | 8,816,457.12 | 57% |
| Total | 15,362,275.60 | 100% |

Percentages of bond market values are rounded to the nearest whole percentage.

Bond quality ratings reflect Moody's or Standard and Poor's ratings. Bonds may be rated by other services. Bonds that are in default are not included. Please refer to your Portfolio Holdings section.

Messages

Please note the following information for Pershing's 2022 IRS Form 1099 (B, DIV, INT, MISC and OID): Your Form 1099 will be delivered in the first few months of the year. By

Messages (continued)

February 15, you will be mailed either your Form 1099 or a special Pending 1099 Notice. The Pending 1099 Notice will be sent if we have not received and processed final information from issuers and trustees of securities that you hold by the as of date of the February 15 1099 mailing. You will also be sent the notice if your information is still being reviewed and finalized. The notice will inform you of the securities that are pending final reporting and provides the anticipated mail date of your 1099. Your 1099 will be mailed no later than March 15, 2023.

Although a money market mutual fund (money fund) seeks to preserve the value of your investment at \$1 per share, it is possible to lose money by investing in a money fund. Shares of a money fund or the balance of a bank deposit product held in your brokerage account may be liquidated upon request with the proceeds credited to your brokerage account. Please see the money fund's prospectus or the bank deposit product's disclosure document or contact your advisor for additional information. Pursuant to SEC Rule 10b-10(b)(1) confirmations are not sent for purchases into money funds processed on the sweep platform. Pursuant to applicable regulation, account statements will be produced monthly or quarterly. Balances in Federal Deposit Insurance Corporation (FDIC)-insured bank deposit sweep products are not protected by Securities Investor Protection Corporation (SIPC).

eDelivery

Eliminate paper and save natural resources with digital adoption. Electronic delivery (eDelivery) is faster, convenient and more secure. We offer eDelivery for account statements, prospectus documents, proxy or shareholder communications, tax documents, trade confirmations and more.

To enroll, log in to your brokerage account and look for the one-click eDelivery pop-up or simply select 'Go Paperless' at the top of any page and follow the on-screen prompts for set-up your preferences. Enrollment can be activated as quickly as the day you register, and you will be notified when documents are available in an online, password-protected portal.

Contact your financial professional if you have any questions about any of our digital tools.

MUNICIPAL SECURITIES RULEMAKING BOARD® (MSRB®) RULE G-10 INVESTOR AND MUNICIPAL ADVISORY CLIENT EDUCATION AND PROTECTION

An investor brochure that describes the protections available under MSRB rules and instructions on how to file a complaint with an appropriate regulatory authority can be found on the MSRB website at www.msrb.org Multi-Bank Securities, Inc. is registered with the Securities and Exchange Commission (SEC) and MSRB, and is a member of FINRA

MSRB RULE G-42 Duties of NON-SOLICITOR MUNICIPAL ADVISORS

MSRB RULE G-42 requires that Multi-Bank Securities, Inc. provide you with information concerning legal and disciplinary events. These events will be on FORM MA and FORM MA-I (For employees)

These forms are filed with the Securities and Exchange Commission and can be found here <https://www.sec.gov/edgar/browse/?CIK=831157>

FINRA RULE 2266 SIPC DISCLOSURE

Multi-Bank Securities, Inc. is a member of the Securities Investor Protection Corporation ("SIPC") Information about SIPC, including the SIPC brochure, can be obtained by contacting SIPC directly at www.sipc.org or calling 202-371-8300

FINCEN FINAL RULE – ULTIMATE BENEFICIAL OWNER



MULTI-BANK SECURITIES, INC.*

1000 Town Center, Suite 2500
Southfield, MI 48075
(800) 967-9045

Member of FINRA & SIPC; MSRB Registered.

December 1, 2022 - December 31, 2022
MEDINA CITY SCHOOLS

Messages (continued)

Multi-Bank Securities Inc. is required, in certain circumstances, to secure Ultimate Beneficial Ownership information, and will continue to use Appendix A to the Final Rule

The PDF certificate can be found here https://www.fincen.gov/sites/default/files/shared/CDD_Rev7.0_Mar_2019_Certificate.pdf

REGULATION BEST INTEREST

Multi-Bank Securities, Inc., under limited circumstances, allows for natural person retail accounts to be maintained.

Our FORM CRS can be found here: https://files.brokercheck.finra.org/crs_22098.pdf

BUSINESS CONTINUITY PLAN

We plan to quickly recover and resume business operations after a significant business disruption and respond by safeguarding our employees and property, making a financial and operational assessment, protecting the Firm's books and records and allowing our customers to transact business.

We test our BCP on a regular and rigorous basis, ensuring that our critical staff are trained to facilitate customer access in any situation.

In the event of significant business disruption(s):

If DIRECT local contact through telephone services becomes unavailable, we will reroute phone calls across the country.

If any office were to suffer loss of functionality or access, we will operate in a secure remote setting, allocating necessary functionality in these locations to those critical business units necessary to maintain continuity.

Our BCP description can be found online at <https://mbssecurities.com/business-continuity/>

LEGAL ENTITY IDENTIFIER - 2549005VYPQV10HMKP26

Can be found here <https://search.gleif.org/#/record/2549005VYPQV10HMKP26>



Messages (continued)

FOR MUNICIPAL ENTITY CLIENTS ONLY:

NEGATIVE CONSENT RELATION TO BOND PROCEEDS FOR STATE AND LOCAL GOVERNMENTS AND MUNICIPAL BOND OBLIGORS

Regarding the account(s) the municipal entity has with Multi-Bank Securities, Inc.:

1. For the purposes of Section 15B of the Securities Exchange Act of 1934 (Rule 15Ba1 et seq.) (the "Municipal Advisor Rule") relating to the registration of municipal advisors, unless we have or will be notified by you to the contrary, Multi-Bank Securities, Inc. will assume that none of the funds currently invested in or through the account(s) that entity has with Multi-Bank Securities, Inc., or that the entity seeks to invest in these accounts, constitute (i) proceeds of municipal securities or (ii) municipal escrow investments;

2. For the purposes of the Municipal Advisor Rule and the Adopting Release:

a: the term "proceeds of municipal securities" means monies derived by a municipal entity from the primary offering of municipal securities, investment income derived from the investment or reinvestment of such monies, and any monies of a municipal entity or obligated person held in funds under legal documents for the municipal securities that are reasonably expected to be used as security or a source of payment for the payment of the debt service on the municipal securities, including reserves, sinking funds, and pledged funds created for such purpose, and the investment income derived from the investment or reinvestment of monies in such funds.

b: the term "municipal escrow investments" means proceeds of municipal securities and any other funds of a municipal entity [or obligated person] that are deposited in an escrow account to pay the principal of, premium, if any, and interest on one or more issues of municipal securities.

3. In the future, the entity will not invest any funds in or through Multi-Bank Securities, Inc. that constitute proceeds of municipal securities or municipal escrow investments.

Cash Not Yet Received

| Security | Record Date | Payable Date | Quantity Held | Rate | Dividend Option | Amount of Payment |
|---|-------------|--------------|---------------|----------|-----------------|-------------------|
| Interest | | | | | | |
| COMMERCIAL BK WEST LIBERTY KY CTF DEP 1.100% 03/17/25 | 01/02/23 | 01/17/23 | 248,000.0000 | 0.000934 | Cash | 231.69 |
| EAGLEBANK BETHESDA MD CTF DEP 1.650% 03/06/23 | 12/22/22 | 01/06/23 | 248,000.0000 | 0.001401 | Cash | 347.54 |
| FLAGSTAR BK FSB TROY MICH CTF DEP 0.500% 07/17/24 B/E | 01/02/23 | 01/17/23 | 248,000.0000 | 0.002521 | Cash | 625.10 |
| STATE BK INDIA CHICAGO ILL CTF DEP 0.950% 07/10/25 B/E | 12/26/22 | 01/10/23 | 246,000.0000 | 0.004789 | Cash | 1,178.10 |
| GENERATIONS BK ROGERS ARK CTF DEP 3.400% 08/04/25 B/E | 12/30/22 | 01/03/23 | 248,000.0000 | 2.887671 | Cash | 716.14 |
| LIVE OAK BKG CO WILMINGTON N C CTF DEP | 12/30/22 | 01/01/23 | 100,000.0000 | 1.316438 | Cash | 131.64 |
| LIVE OAK BKG CO WILMINGTON N C CTF DEP | 12/30/22 | 01/01/23 | 147,000.0000 | 1.358904 | Cash | 199.76 |



**MULTI-BANK SECURITIES, INC.***

1000 Town Center, Suite 2000
Southfield, MI 48075
(800) 967-9045

Member of FINRA & SIPC; MSRB Registered

December 1, 2022 - December 31, 2022
MEDINA CITY SCHOOLS

Cash Not Yet Received (continued)

| Security | Record Date | Payable Date | Quantity Held | Rate | Dividend Option | Amount of Payment |
|---|-------------|--------------|---------------|----------|-----------------|-------------------|
| Interest (continued) | | | | | | |
| NORTHSTAR BK BAD AXE MICH CTF DEP 1.150% 03/31/23 B/E | 12/16/22 | 12/31/22 | 248,000.0000 | 0.976712 | Cash | 242.22 |
| SECURITY ST BK FARWELL TEX CTF DEP 0.400% 03/28/24 B/E | 12/30/22 | 12/31/22 | 248,000.0000 | 0.339726 | Cash | 84.25 |
| Total Cash Not Yet Received | | | | | | \$3,756.44 |

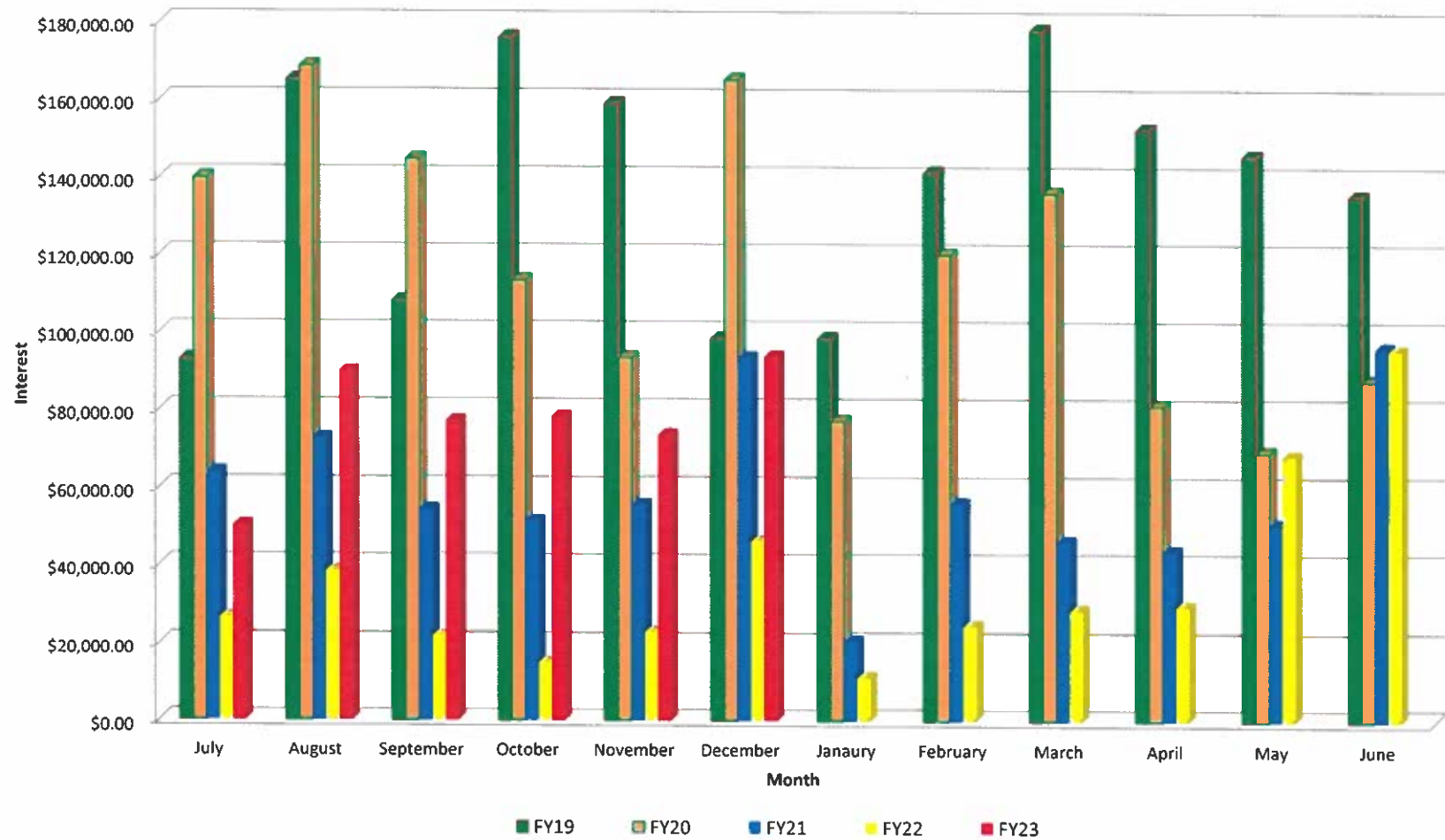
Assets shown here are not reflected in your account. This information has been received from sources we believe to be reliable. Pershing does not guarantee the accuracy of the information.

Important Information and Disclosures**The Role of Pershing**

- Pershing carries your account as clearing broker pursuant to a clearing agreement with your financial institution. Pershing may accept from your financial institution without inquiry or investigation (i) orders for the purchase and sale of securities and other property and (ii) any other instructions concerning your account. Pershing is not responsible or liable for any acts or omissions of your financial institution or its employees and it does not supervise them. Pershing provides no investment advice nor does it assess the suitability of any transaction or order. Pershing acts as the agent of your financial institution and you agree that you will not hold Pershing or any person controlling or under common control with it liable for any investment losses incurred by you.
- Pershing performs several key functions at the direction of your financial institution. It acts as custodian for funds and securities you may deposit with it directly or through your financial institution or that it receives as the result of securities transactions it processes.
- Your financial institution is responsible for adherence to the securities laws, regulations and rules which apply to it regarding its own operations and the supervision of your account, its sales representatives and other personnel. Your financial institution is also responsible for approving the opening of accounts and obtaining account documents; the acceptance and, in certain instances, execution of securities orders; the assessment of the suitability of those transactions, where applicable; the rendering of investment advice, if any, to you and in general, for the ongoing relationship that it has with you.
- Inquiries concerning the positions and balances in your account may be directed to the Pershing Customer Service Department at (201) 413-3333. All other inquiries regarding your account or activity should be directed to your financial institution. Your financial organization's contact information can be found on the first page of this statement.
- For a description of other functions performed by Pershing please consult the Disclosure Statement provided to you upon the opening of your account. This notice is not meant as a definitive enumeration of every possible circumstance, but as a general disclosure. If you have any questions regarding this notice or if you would like additional copies of the Disclosure Statement, please contact your financial institution.
- Pershing is a member of the Securities Investor Protection Corporation (SIPC®). Please note that SIPC does not protect against loss due to market fluctuation. In addition to SIPC protection, Pershing provides coverage in excess of SIPC limits. For more detailed information please visit: www.pershing.com/about/strength-and-stability.
- This statement will be deemed conclusive. You are advised to report any inaccuracy or discrepancy (including unauthorized trading) promptly, but no later than ten days after receipt of this statement, to your financial organization and Pershing. Please be advised that any oral communication should be re-confirmed in writing to further protect your rights, including your rights under the Securities Investor Protection Act.
- Your financial organization's contact information can be found on the first page of this statement. Pershing's contact information is as follows: **Pershing LLC, Legal Department, One Pershing Plaza, Jersey City, New Jersey 07399; (201) 413-3330. Errors and Omissions excepted.**



Total Monthly Interest Earnings



EFINANCEPLUS
 DATE:01/12/2023
 TIME:10:13:00
 SELECTION CRITERIA : ALL

MEDINA CITY SCHOOLS
 OH Cash Position Report

PAGE NUMBER: 1

ACCOUNTING PERIOD : 6/23

| FUND | SCC | DESCRIPTION | BEGIN | MTD | FYTD | MTD | FYTD | CURRENT | CURRENT | UNENCUMBERED |
|----------------|------|--------------------------|--------------|---------------|--------------|---------------|---------------|--------------|---------------|--------------|
| | | | BALANCE | RECEIPTS | RECEIPTS | EXPENDITURES | EXPENDITURES | FUND BALANCE | ENCUMBRANCE | FUND BALANCE |
| 001 | 0000 | GENERAL FUND | | | | | | | | |
| | | 30,586,850.90 | 4,260,233.90 | 34,333,235.70 | 8,449,634.65 | 39,540,173.32 | 25,379,913.28 | 3,714,293.93 | 21,665,619.35 | |
| 001 | 0950 | GENERAL FUND - CHROME | | | | | | | | |
| | | 127,216.58 | 3,570.00 | 96,128.90 | 0.00 | 0.00 | 223,345.48 | 0.00 | 223,345.48 | |
| 001 | 1000 | GENERAL FUND | | | | | | | | |
| | | 298,024.36 | 0.00 | 0.00 | 0.00 | 0.00 | 298,024.36 | 0.00 | 298,024.36 | |
| 001 | 2000 | GENERAL FUND | | | | | | | | |
| | | 207,424.84 | 25,633.89 | 366,102.04 | 0.00 | 0.00 | 573,526.88 | 0.00 | 573,526.88 | |
| <hr/> | | | | | | | | | | |
| Total For Fund | 001: | | | | | | | | | |
| | | 31,219,516.68 | 4,289,437.79 | 34,795,466.64 | 8,449,634.65 | 39,540,173.32 | 26,474,810.00 | 3,714,293.93 | 22,760,516.07 | |
| <hr/> | | | | | | | | | | |
| 002 | 9000 | BOND RETIRE - ELEM/HIGH | | | | | | | | |
| | | 3,731,713.08 | 224,930.57 | 1,918,813.72 | 3,765,791.14 | 3,790,118.41 | 1,860,408.39 | 413,768.25 | 1,446,640.14 | |
| 002 | 9012 | SALES TAX - COPS | | | | | | | | |
| | | 0.00 | 1,349,568.79 | 1,349,568.79 | 0.00 | 1,349,568.75 | 0.04 | 382,193.75 | -382,193.71 | |
| 002 | 9014 | ENERGY & TRANSP NOTES | | | | | | | | |
| | | 0.00 | 344,674.99 | 344,674.99 | 0.00 | 344,674.99 | 0.00 | 0.00 | 0.00 | |
| <hr/> | | | | | | | | | | |
| Total For Fund | 002: | | | | | | | | | |
| | | 3,731,713.08 | 1,919,174.35 | 3,613,057.50 | 3,765,791.14 | 5,484,362.15 | 1,860,408.43 | 795,962.00 | 1,064,446.43 | |
| <hr/> | | | | | | | | | | |
| 003 | 0000 | PERMANENT IMPROVEMENT | | | | | | | | |
| | | 290,994.61 | 0.00 | 0.00 | 0.00 | 0.00 | 290,994.61 | 0.00 | 290,994.61 | |
| 003 | 9000 | PERMANENT IMPROVEMENT | | | | | | | | |
| | | 13,601.14 | 0.00 | 0.00 | 0.00 | 0.00 | 13,601.14 | 0.00 | 13,601.14 | |
| 003 | 9001 | REC CENTER PERMANENT IMP | | | | | | | | |
| | | 169,189.30 | 0.00 | 10,000.00 | -2,592.16 | 32,225.46 | 146,963.84 | 52,690.45 | 94,273.39 | |
| <hr/> | | | | | | | | | | |
| Total For Fund | 003: | | | | | | | | | |
| | | 473,785.05 | 0.00 | 10,000.00 | -2,592.16 | 32,225.46 | 451,559.59 | 52,690.45 | 398,869.14 | |
| <hr/> | | | | | | | | | | |
| 006 | 0000 | LUNCHROOM FUND | | | | | | | | |
| | | -1,248,239.12 | 143,678.86 | 811,487.53 | 147,169.65 | 790,343.06 | -1,227,094.65 | 40,800.29 | -1,267,894.94 | |

EFINANCEPLUS
DATE: 01/12/2023
TIME: 10:13:00
SELECTION CRITERIA : ALL

MEDINA CITY SCHOOLS
OH Cash Position Report

PAGE NUMBER: 2

ACCOUNTING PERIOD : 6/23

| FUND | SCC | DESCRIPTION | BEGIN BALANCE | MTD RECEIPTS | FYTD RECEIPTS | MTD EXPENDITURES | FYTD EXPENDITURES | CURRENT FUND BALANCE | CURRENT ENCUMBRANCE | UNENCUMBERED FUND BALANCE |
|---------------------|------|---------------------------|---------------|--------------|---------------|------------------|-------------------|----------------------|---------------------|---------------------------|
| 006 | 9006 | LUNCHROOM - FED FUNDS | | | | | | | | |
| | | 2,387,027.63 | 95,753.11 | 349,181.85 | 130,217.42 | 542,200.52 | 2,194,008.96 | 247,951.60 | 1,946,057.36 | |
| 006 | 9022 | P-EBT ADMINISTRATIVE FUND | | | | | | | | |
| | | 3,063.00 | 0.00 | 628.00 | 0.00 | 0.00 | 3,691.00 | 0.00 | 3,691.00 | |
| ----- | | | | | | | | | | |
| Total For Fund 006: | | | | | | | | | | |
| | | 1,141,851.51 | 239,431.97 | 1,161,297.38 | 277,387.07 | 1,332,543.58 | 970,605.31 | 288,751.89 | 681,853.42 | |
| ----- | | | | | | | | | | |
| 007 | 9004 | COLLINS SCH/POST-GRADUATE | | | | | | | | |
| | | 1,137.39 | 18,064.16 | 18,075.24 | 0.00 | 0.00 | 19,212.63 | 20,000.00 | -787.37 | |
| 007 | 9022 | BREWER GARRETT SCH | | | | | | | | |
| | | 12,147.03 | 41.10 | 159.38 | 0.00 | 0.00 | 12,306.41 | 0.00 | 12,306.41 | |
| 007 | 9110 | ART TRUST - GARFIELD | | | | | | | | |
| | | 11,449.89 | 38.74 | 150.22 | 0.00 | 0.00 | 11,600.11 | 0.00 | 11,600.11 | |
| 007 | 9333 | RIOS STUDENT LEADER SCH | | | | | | | | |
| | | 23,855.58 | 80.54 | 263.47 | 0.00 | 0.00 | 24,119.05 | 0.00 | 24,119.05 | |
| 007 | 9901 | BIXLER SCHOLARSHIP FUND | | | | | | | | |
| | | 126.53 | 0.43 | 1.66 | 0.00 | 0.00 | 128.19 | 0.00 | 128.19 | |
| ----- | | | | | | | | | | |
| Total For Fund 007: | | | | | | | | | | |
| | | 48,716.42 | 18,224.97 | 18,649.97 | 0.00 | 0.00 | 67,366.39 | 20,000.00 | 47,366.39 | |
| ----- | | | | | | | | | | |
| 008 | 9002 | KANEHL MUSIC TRUST | | | | | | | | |
| | | 29,307.91 | 99.15 | 384.53 | 0.00 | 0.00 | 29,692.44 | 0.00 | 29,692.44 | |
| 008 | 9003 | RICHARD HOFFMAN COLLINS | | | | | | | | |
| | | 676,046.51 | 0.00 | 0.00 | 0.00 | 0.00 | 676,046.51 | 0.00 | 676,046.51 | |
| 008 | 9112 | ELAINE BUSHMAN FUND | | | | | | | | |
| | | 18,653.06 | 63.11 | 244.74 | 0.00 | 0.00 | 18,897.80 | 0.00 | 18,897.80 | |
| ----- | | | | | | | | | | |
| Total For Fund 008: | | | | | | | | | | |
| | | 724,007.48 | 162.26 | 629.27 | 0.00 | 0.00 | 724,636.75 | 0.00 | 724,636.75 | |
| ----- | | | | | | | | | | |
| 009 | 9000 | STAR | | | | | | | | |
| | | 211.90 | 16,556.50 | 25,027.85 | 28,931.78 | 0.00 | 25,239.75 | 0.00 | 25,239.75 | |

EFINANCEPLUS
DATE:01/12/2023
TIME:10:13:00
SELECTION CRITERIA : ALL

MEDINA CITY SCHOOLS
OH Cash Position Report

PAGE NUMBER: 3

ACCOUNTING PERIOD : 6/23

| FUND | SCC | DESCRIPTION | BEGIN BALANCE | MTD RECEIPTS | FYTD RECEIPTS | MTD EXPENDITURES | FYTD EXPENDITURES | CURRENT FUND BALANCE | CURRENT ENCUMBRANCE | UNENCUMBERED FUND BALANCE |
|----------------|------|--------------------------|---------------|--------------|---------------|------------------|-------------------|----------------------|---------------------|---------------------------|
| 009 | 9110 | UNIFORM SUPPLIES GA | 3,664.88 | -457.00 | 2,800.50 | 73.39 | 2,141.38 | 4,324.00 | 911.06 | 3,412.94 |
| 009 | 9120 | UNIFORM SUPPLIES - CN | 14,395.90 | -1,078.00 | 7,177.50 | 101.15 | 6,731.80 | 14,841.60 | 1,376.38 | 13,465.22 |
| 009 | 9130 | UNIFORM SUPPLIES - FN | 6,812.30 | -1,966.00 | 8,804.40 | 27.18 | 8,893.33 | 6,723.37 | 1,500.00 | 5,223.37 |
| 009 | 9140 | UNIFORM SUPPLIES - HE | 13,652.83 | -1,956.00 | 7,323.00 | 0.00 | 6,314.87 | 14,660.96 | 1,953.64 | 12,707.32 |
| 009 | 9160 | UNIFORM SUPPLIES - BL | 4,733.40 | -1,951.75 | 10,163.50 | 43.71 | 7,046.95 | 7,849.95 | 1,809.38 | 6,040.57 |
| 009 | 9170 | UNIFORM SUPPLIES - WA | 24,308.83 | -3,152.00 | 12,313.50 | 58.80 | 8,883.92 | 27,738.41 | 1,666.03 | 26,072.38 |
| 009 | 9180 | UNIFORM SUPPLIES - NO | 10,313.97 | -2,195.50 | 9,785.50 | 285.98 | 8,312.05 | 11,787.42 | 3,405.44 | 8,381.98 |
| 009 | 9200 | UNIFORM SUPPLIES - CL | 20,291.62 | -265.50 | 13,063.35 | 37.95 | 16,017.93 | 17,337.04 | 4,285.93 | 13,051.11 |
| 009 | 9210 | UNIFORM SUPPLIES - RT | 6,209.92 | -918.00 | 19,247.80 | 46.38 | 10,365.19 | 15,092.53 | 1,536.04 | 13,556.49 |
| 009 | 9300 | UNIFORM SUPPLIES - HS | 49,439.96 | 6,227.54 | 118,154.36 | 6,152.81 | 44,013.77 | 123,580.55 | 123,758.80 | -178.25 |
| 009 | 9301 | MHS GRADUATION | 0.00 | 253.00 | 3,786.50 | 0.00 | 4,239.95 | -453.45 | 6,260.05 | -6,713.50 |
| 009 | 9304 | AVIATION/PHOTOGRAPHY | 3.87 | 0.00 | 0.00 | 0.00 | 0.00 | 3.87 | 0.00 | 3.87 |
| <hr/> | | | | | | | | | | |
| Total For Fund | 009: | 154,039.38 | 9,097.29 | 237,647.76 | 35,759.13 | 122,961.14 | 268,726.00 | 148,462.75 | 120,263.25 | |
| 014 | 9016 | MEDINA CNTY JUV DET CNTR | 73,014.50 | 22,040.00 | 113,028.29 | 36,100.88 | 174,758.42 | 11,284.37 | 0.00 | 11,284.37 |
| 014 | 9116 | EVOLVE | 722,532.10 | 117,480.20 | 449,485.80 | 82,982.78 | 559,126.86 | 612,891.04 | 213,467.26 | 399,423.78 |
| <hr/> | | | | | | | | | | |
| Total For Fund | 014: | 795,546.60 | 139,520.20 | 562,514.09 | 119,083.66 | 733,885.28 | 624,175.41 | 213,467.26 | 410,708.15 | |

EFINANCEPLUS
 DATE:01/12/2023
 TIME:10:13:00
 SELECTION CRITERIA : ALL

MEDINA CITY SCHOOLS
 OH Cash Position Report

PAGE NUMBER: 4

ACCOUNTING PERIOD : 6/23

| FUND | SCC | DESCRIPTION | BEGIN BALANCE | MTD RECEIPTS | FYTD RECEIPTS | MTD EXPENDITURES | FYTD EXPENDITURES | CURRENT FUND BALANCE | CURRENT ENCUMBRANCE | UNENCUMBERED FUND BALANCE |
|---------------------|------|---------------------------|---------------|-----------------|------------------|---------------------|----------------------|-------------------------|------------------------|------------------------------|
| 016 | 0000 | EMERGENCY LEVY | 18,812,390.65 | 49,064.88 | 3,269,096.49 | 914,645.58 | 4,932,768.93 | 17,148,718.21 | 649,526.78 | 16,499,191.43 |
| 016 | 0410 | EMERGENCY LEVY | -126,544.00 | 0.00 | 0.00 | 14,398.57 | 70,425.21 | -196,969.21 | 0.00 | -196,969.21 |
| 016 | 1000 | EMERGENCY LEVY | -625,785.56 | 0.00 | 0.00 | 72,137.06 | 350,747.05 | -976,532.61 | 0.00 | -976,532.61 |
| Total For Fund 016: | | | 18,060,061.09 | 49,064.88 | 3,269,096.49 | 1,001,181.21 | 5,353,941.19 | 15,975,216.39 | 649,526.78 | 15,325,689.61 |
| 018 | 0000 | PRINT SHOP | 6,683.33 | 0.00 | 0.00 | 0.00 | 0.00 | 6,683.33 | 0.00 | 6,683.33 |
| 018 | 9000 | PUBLIC SCHOOL SUP - SUPER | 16.70 | 0.00 | 0.00 | 0.00 | 0.00 | 16.70 | 0.00 | 16.70 |
| 018 | 9110 | PRINCIPAL'S FUND - GA | 21,255.99 | 814.34 | 1,611.47 | -4.84 | 4,477.44 | 18,390.02 | 1,739.45 | 16,650.57 |
| 018 | 9111 | GARFIELD SCHOOL STORE | 49.99 | 0.00 | 0.00 | 0.00 | 0.00 | 49.99 | 0.00 | 49.99 |
| 018 | 9113 | GARFIELD MEDIA CENTER | 996.62 | 0.00 | 49.60 | 823.85 | 66.98 | 979.24 | 0.00 | 979.24 |
| 018 | 9120 | PRINCIPAL - CN | 40,048.73 | 0.00 | 1,589.31 | 201.31 | 2,662.43 | 38,975.61 | 5,318.56 | 33,657.05 |
| 018 | 9122 | CANAVAN SCHOOL STORE | 586.69 | 0.00 | 0.00 | 0.00 | 0.00 | 586.69 | 0.00 | 586.69 |
| 018 | 9123 | BOOK FAIR - CANAVAN | 156.35 | 0.00 | 4,318.37 | 0.00 | 4,248.66 | 226.06 | 751.34 | -525.28 |
| 018 | 9130 | PRINCIPAL - FN | 35,552.02 | 567.00 | 6,702.00 | 469.52 | 5,981.39 | 36,272.63 | 9,130.44 | 27,142.19 |
| 018 | 9133 | BOOK FAIR - FENN | 1,326.69 | -2.00 | 45.96 | 0.00 | 50.00 | 1,322.65 | 100.00 | 1,222.65 |
| 018 | 9135 | MEDINA SKI TEAM | 474.67 | 0.00 | 0.00 | 0.00 | 0.00 | 474.67 | 0.00 | 474.67 |
| 018 | 9140 | PRINCIPAL'S FUND - HE | 54,196.77 | 563.75 | 6,019.38 | 437.27 | 2,758.43 | 57,457.72 | 6,461.85 | 50,995.87 |
| 018 | 9143 | HERITAGE MEDIA CENTER | 2,203.35 | 0.00 | 0.00 | 0.00 | 0.00 | 2,203.35 | 0.00 | 2,203.35 |
| 018 | 9160 | PRINCIPAL'S FUND - BL | 51,384.70 | 400.00 | 5,159.06 | 861.86 | 15,870.50 | 40,673.26 | 4,789.88 | 35,883.38 |

EFINANCEPLUS
 DATE:01/12/2023
 TIME:10:13:00
 SELECTION CRITERIA : ALL

MEDINA CITY SCHOOLS
 OH Cash Position Report

PAGE NUMBER: 5

ACCOUNTING PERIOD : 6/23

| FUND | SCC | DESCRIPTION BEGIN BALANCE | MTD RECEIPTS | FYTD RECEIPTS | MTD EXPENDITURES | FYTD EXPENDITURES | CURRENT FUND BALANCE | CURRENT ENCUMBRANCE | UNENCUMBERED FUND BALANCE |
|------|------|--------------------------------------|-----------------|------------------|---------------------|----------------------|-------------------------|------------------------|------------------------------|
| 018 | 9161 | PBIS - BLAKE 4,488.25 | 0.00 | 0.00 | 0.00 | 1,239.75 | 3,248.50 | 0.00 | 3,248.50 |
| 018 | 9163 | BLAKE MEDIA CENTER 13,873.76 | 7.00 | 3,965.06 | 0.00 | 4,968.66 | 12,870.16 | 0.00 | 12,870.16 |
| 018 | 9170 | PRINCIPALS FUND - WA 79,255.82 | 0.00 | 4,207.83 | 3,766.79 | 8,689.74 | 74,773.91 | 7,017.56 | 67,756.35 |
| 018 | 9171 | WAITE SCHOOL STORE 2,230.29 | 0.00 | 70.00 | 0.00 | 2,230.29 | 70.00 | 0.00 | 70.00 |
| 018 | 9173 | MEDIA CENTER WA 5,206.58 | 0.00 | 10.00 | 0.00 | 0.00 | 5,216.58 | 0.00 | 5,216.58 |
| 018 | 9180 | PRINCIPALS FUND NO 47,809.89 | 2,326.68 | 2,343.68 | 122.50 | 5,339.98 | 44,813.59 | 6,052.95 | 38,760.64 |
| 018 | 9181 | NO SCHOOL STORE 1,631.19 | 0.00 | 0.00 | 0.00 | 0.00 | 1,631.19 | 0.00 | 1,631.19 |
| 018 | 9183 | MEDIA CENTER NO 13,850.92 | 0.00 | -12.99 | 0.00 | 5,103.00 | 8,734.93 | 0.00 | 8,734.93 |
| 018 | 9184 | FIELD TRIPS NO 146.00 | 0.00 | 0.00 | 0.00 | 0.00 | 146.00 | 0.00 | 146.00 |
| 018 | 9200 | PRINCIPAL'S FUND - CL 70,353.94 | 2,191.63 | 6,025.30 | 5,795.86 | 21,174.92 | 55,204.32 | 6,651.58 | 48,552.74 |
| 018 | 9203 | CL MEDIA CENTER 5,347.00 | 0.00 | 94.00 | 0.00 | 0.00 | 5,441.00 | 0.00 | 5,441.00 |
| 018 | 9210 | PRINCIPAL'S FUND - RT 42,824.03 | 0.00 | 3,028.28 | 710.60 | 4,111.78 | 41,740.53 | 7,228.14 | 34,512.39 |
| 018 | 9211 | ROOT M.S. MEDIA CENTER 10,836.08 | 0.00 | 0.00 | 0.00 | 50.00 | 10,786.08 | 0.00 | 10,786.08 |
| 018 | 9300 | PRINCIPAL'S FUND - HS 41,025.94 | 477.62 | 12,757.04 | 1,744.78 | 17,625.12 | 36,157.86 | 30,399.91 | 5,757.95 |
| 018 | 9301 | MEDIA CENTER FUND 1,541.50 | 0.00 | 0.00 | 0.00 | 0.00 | 1,541.50 | 0.00 | 1,541.50 |
| 018 | 9302 | SPECIAL FUNDRAISER - HS 35,766.18 | 0.00 | 0.00 | 0.00 | 5,787.12 | 29,979.06 | 29,978.88 | 0.18 |
| 018 | 9303 | PERFORMING ARTS 119,250.01 | 3,613.25 | 11,835.25 | 1,216.09 | 23,176.99 | 107,908.27 | 62,630.70 | 45,277.57 |
| 018 | 9304 | BUZZ 18,706.91 | 1,523.38 | 8,475.08 | 538.39 | 6,400.87 | 20,781.12 | 15,850.98 | 4,930.14 |
| 018 | 9305 | FLEXIBLE CREDIT FUND 8,434.56 | 0.00 | 0.00 | 0.00 | 0.00 | 8,434.56 | 0.00 | 8,434.56 |
| 018 | 9306 | FEED THE BEES 8,383.74 | 0.00 | 0.00 | 196.21 | 850.28 | 7,533.46 | 7,049.72 | 483.74 |

EFINANCEPLUS
 DATE:01/12/2023
 TIME:10:13:00
 SELECTION CRITERIA : ALL

MEDINA CITY SCHOOLS
 OH Cash Position Report

PAGE NUMBER: 6

ACCOUNTING PERIOD : 6/23

| FUND | SCC | DESCRIPTION | BEGIN BALANCE | MTD RECEIPTS | FYTD RECEIPTS | MTD EXPENDITURES | FYTD EXPENDITURES | CURRENT FUND BALANCE | CURRENT ENCUMBRANCE | UNENCUMBERED FUND BALANCE |
|------|------|---------------------------|---------------|-----------------|------------------|---------------------|----------------------|-------------------------|------------------------|------------------------------|
| 018 | 9307 | MHS LOCAL GRANTS | | | | | | | | |
| | | 0.00 | | 0.00 | 2,895.00 | 269.90 | 852.48 | 2,042.52 | 2,311.52 | -269.00 |
| 018 | 9308 | MHS HOPE SQUAD | | | | | | | | |
| | | 0.00 | | 0.00 | 2,850.00 | 0.00 | 351.58 | 2,498.42 | 2,798.42 | -300.00 |
| 018 | 9884 | FACILITY RENTAL | | | | | | | | |
| | | 82,567.82 | | 0.00 | 632.00 | 0.00 | 0.00 | 83,199.82 | 0.00 | 83,199.82 |
| 018 | 9900 | INSERVICE - CENTRAL | | | | | | | | |
| | | 3,702.01 | | 0.00 | 0.00 | 0.00 | 0.00 | 3,702.01 | 0.00 | 3,702.01 |
| 018 | 9901 | PUBLIC SCH SUPPORT - INST | | | | | | | | |
| | | 1,720.86 | | 0.00 | 0.00 | 0.00 | 0.00 | 1,720.86 | 0.00 | 1,720.86 |
| 018 | 9902 | INSERVICE - SUPER | | | | | | | | |
| | | 11,224.52 | | 0.00 | 0.00 | 0.00 | 0.00 | 11,224.52 | 0.00 | 11,224.52 |
| 018 | 9903 | BOARD/STUDENT DEVELOPMENT | | | | | | | | |
| | | 2,800.00 | | 0.00 | 0.00 | 0.00 | 0.00 | 2,800.00 | 0.00 | 2,800.00 |
| 018 | 9904 | WELLNESS FUND | | | | | | | | |
| | | 502.00 | | 0.00 | 0.00 | 0.00 | 0.00 | 502.00 | 0.00 | 502.00 |
| 018 | 9905 | PUBLIC SCH SUPT/STUD SERV | | | | | | | | |
| | | 51,248.39 | | 0.00 | 0.00 | 0.00 | 0.00 | 51,248.39 | 0.00 | 51,248.39 |
| 018 | 9906 | COMMUNICA-PUBLIC SCH SUP | | | | | | | | |
| | | 660.90 | | 0.00 | 570.00 | 0.00 | 555.00 | 675.90 | 0.00 | 675.90 |
| 018 | 9907 | STEAM - SUMMER ENRICHMENT | | | | | | | | |
| | | 15,145.56 | | 0.00 | -770.00 | 0.00 | 8,510.74 | 5,864.82 | 0.00 | 5,864.82 |
| 018 | 9910 | MAINTENANCE DEPARTMENT | | | | | | | | |
| | | 3,902.36 | | 0.00 | 0.00 | 0.00 | 0.00 | 3,902.36 | 0.00 | 3,902.36 |
| 018 | 9914 | END OF YEAR | | | | | | | | |
| | | 161.13 | | 0.00 | 0.00 | 0.00 | 161.13 | 0.00 | 0.00 | 0.00 |
| 018 | 9915 | BIKE TO SCHOOL | | | | | | | | |
| | | 1,053.00 | | 0.00 | 0.00 | 0.00 | 0.00 | 1,053.00 | 0.00 | 1,053.00 |
| 018 | 9916 | SPIRIT NIGHT | | | | | | | | |
| | | 3,956.73 | | 0.00 | 1,850.00 | 0.00 | 2,660.09 | 3,146.64 | 0.00 | 3,146.64 |
| 018 | 9917 | HALL OF FAME | | | | | | | | |
| | | 0.00 | | 2,000.00 | 2,000.00 | 1,500.00 | 500.00 | 1,500.00 | 4,300.00 | -2,800.00 |
| 018 | 9919 | STUDENT ART SHOW | | | | | | | | |
| | | 579.19 | | 0.00 | 0.00 | 0.00 | 0.00 | 579.19 | 500.00 | 79.19 |
| 018 | 9920 | TRSP FUND | | | | | | | | |
| | | 1,514.98 | | 0.00 | 0.00 | 0.00 | 0.00 | 1,514.98 | 0.00 | 1,514.98 |
| 018 | 9922 | AMERICAN HEART GRANT | | | | | | | | |
| | | 1,000.00 | | 0.00 | 0.00 | 0.00 | 0.00 | 1,000.00 | 0.00 | 1,000.00 |
| 018 | 9930 | RESOURCE CONNECTION | | | | | | | | |
| | | 1,500.00 | | 0.00 | 0.00 | 0.00 | 0.00 | 1,500.00 | 0.00 | 1,500.00 |

EFINANCEPLUS
 DATE:01/12/2023
 TIME:10:13:00
 SELECTION CRITERIA : ALL

MEDINA CITY SCHOOLS
 OH Cash Position Report

PAGE NUMBER: 7

ACCOUNTING PERIOD : 6/23

| FUND | SCC | DESCRIPTION | BEGIN BALANCE | MTD RECEIPTS | FYTD RECEIPTS | MTD EXPENDITURES | FYTD EXPENDITURES | CURRENT FUND BALANCE | CURRENT ENCUMBRANCE | UNENCUMBERED FUND BALANCE |
|----------------|------|---------------------------|---------------|-----------------|------------------|---------------------|----------------------|-------------------------|------------------------|------------------------------|
| <hr/> | | | | | | | | | | |
| Total For Fund | 018: | | 929,134.64 | 14,482.65 | 88,320.68 | 18,650.09 | 156,455.35 | 860,999.97 | 211,061.88 | 649,938.09 |
| 019 | 9000 | ADAMH GRANT | | | | | | | | |
| | | 6,041.00 | 0.00 | 0.00 | 989.00 | 2,377.00 | 3,664.00 | 511.00 | 3,153.00 | |
| 019 | 9018 | LOWE'S LIGHT UP GA FY08 | | | | | | | | |
| | | 48.08 | 0.00 | 0.00 | 0.00 | 0.00 | 48.08 | 0.00 | 48.08 | |
| 019 | 9020 | RIF PROGRAM GRANT - NO | | | | | | | | |
| | | 400.73 | 0.00 | 0.00 | 0.00 | 0.00 | 400.73 | 0.00 | 400.73 | |
| 019 | 9021 | JENNINGS - B - BRYNIARSKI | | | | | | | | |
| | | 0.82 | 0.00 | 0.00 | 0.00 | 0.00 | 0.82 | 0.00 | 0.82 | |
| 019 | 9023 | PUB EDU LEADERSHIP COM GT | | | | | | | | |
| | | 0.01 | 0.00 | 0.00 | 0.00 | 0.00 | 0.01 | 0.00 | 0.01 | |
| 019 | 9029 | M H J GRANT/ZAVESKY/FY09 | | | | | | | | |
| | | 6.82 | 0.00 | 0.00 | 0.00 | 0.00 | 6.82 | 0.00 | 6.82 | |
| 019 | 9030 | PERF BASD ASSMENT GT FY10 | | | | | | | | |
| | | 79.76 | 0.00 | 0.00 | 0.00 | 0.00 | 79.76 | 0.00 | 79.76 | |
| 019 | 9031 | PBA FY11 | | | | | | | | |
| | | 256.96 | 0.00 | 0.00 | 0.00 | 0.00 | 256.96 | 0.00 | 256.96 | |
| 019 | 9113 | ACS-HACH CHEM GT - HAMMAN | | | | | | | | |
| | | 96.34 | 0.00 | 0.00 | 0.00 | 0.00 | 96.34 | 0.00 | 96.34 | |
| 019 | 9121 | ADAMH GRANT | | | | | | | | |
| | | 40,888.00 | 0.00 | 0.00 | 0.00 | 0.00 | 40,888.00 | 0.00 | 40,888.00 | |
| 019 | 9180 | PPG INNOV CLASSRM GT-NO | | | | | | | | |
| | | 15.31 | 0.00 | 0.00 | 0.00 | 0.00 | 15.31 | 0.00 | 15.31 | |
| 019 | 9181 | FIRST ENERGY GRANT | | | | | | | | |
| | | 0.16 | 0.00 | 0.00 | 0.00 | 0.00 | 0.16 | 0.00 | 0.16 | |
| 019 | 9213 | VIDEO CLUB GRANT - MHS | | | | | | | | |
| | | 2.82 | 0.00 | 0.00 | 0.00 | 0.00 | 2.82 | 0.00 | 2.82 | |
| 019 | 9301 | PPG GRANT - ROBOTICS | | | | | | | | |
| | | 9.07 | 0.00 | 0.00 | 0.00 | 0.00 | 9.07 | 0.00 | 9.07 | |
| 019 | 9313 | JENNINGS - NOP - MILLER | | | | | | | | |
| | | 13.86 | 0.00 | 0.00 | 0.00 | 0.00 | 13.86 | 0.00 | 13.86 | |
| 019 | 9413 | 3M AND OTHER GRANT | | | | | | | | |
| | | 152.03 | 0.00 | 0.00 | 0.00 | 0.00 | 152.03 | 0.00 | 152.03 | |
| 019 | 9513 | NEA STUDENT ACHIEVE GT | | | | | | | | |
| | | 191.88 | 0.00 | 0.00 | 0.00 | 0.00 | 191.88 | 0.00 | 191.88 | |

PAGE NUMBER: 8

| FUND | SCC | DESCRIPTION | BEGIN BALANCE | MTD RECEIPTS | FYTD RECEIPTS | MTD EXPENDITURES | FYTD EXPENDITURES | CURRENT FUND BALANCE | CURRENT ENCUMBRANCE | UNENCUMBERED FUND BALANCE |
|-------|----------|---------------------------|---------------|--------------|---------------|------------------|-------------------|----------------------|---------------------|---------------------------|
| 019 | 9715 | FUEL UP - BLAKE | 23.82 | 0.00 | 0.00 | 0.00 | 0.00 | 23.82 | 0.00 | 23.82 |
| 019 | 9920 | M H J SUPPORT STUGGLING | 1,000.00 | 0.00 | 0.00 | 0.00 | 0.00 | 1,000.00 | 0.00 | 1,000.00 |
| <hr/> | | | | | | | | | | |
| Total | For Fund | 019: | 49,227.47 | 0.00 | 0.00 | 989.00 | 2,377.00 | 46,850.47 | 511.00 | 46,339.47 |
| 020 | 9001 | TRANSPORTATION ENTERPRISE | 108,824.60 | 49.57 | 25,074.67 | 234.84 | 4,270.91 | 129,628.36 | 10,000.00 | 119,628.36 |
| <hr/> | | | | | | | | | | |
| Total | For Fund | 020: | 108,824.60 | 49.57 | 25,074.67 | 234.84 | 4,270.91 | 129,628.36 | 10,000.00 | 119,628.36 |
| 022 | 9000 | UNCLAIMED FUNDS | 61,140.72 | 0.00 | 66.11 | 0.00 | 66.11 | 61,140.72 | 4,933.89 | 56,206.83 |
| 022 | 9093 | DIVERSION PROG ADAMHS BD | 1,000.00 | 0.00 | 0.00 | 0.00 | 0.00 | 1,000.00 | 0.00 | 1,000.00 |
| 022 | 9094 | DIVERSION PROG ADAMHS BD | 1,000.00 | 0.00 | 0.00 | 0.00 | 0.00 | 1,000.00 | 0.00 | 1,000.00 |
| 022 | 9300 | OH HS ATH ASSOC FUND | 6,352.64 | 0.00 | 14,890.00 | 2,770.00 | 8,299.28 | 12,943.36 | 2,617.86 | 10,325.50 |
| <hr/> | | | | | | | | | | |
| Total | For Fund | 022: | 69,493.36 | 0.00 | 14,956.11 | 2,770.00 | 8,365.39 | 76,084.08 | 7,551.75 | 68,532.33 |
| 024 | 9001 | MED AND DRUG/SELF INS | 4,821,434.86 | 890,531.20 | 5,321,119.91 | 737,320.60 | 5,097,513.59 | 5,045,041.18 | 3,051,474.71 | 1,993,566.47 |
| 024 | 9002 | DENT SELF INS | 557,229.96 | 63,158.49 | 379,785.42 | 58,478.38 | 354,323.85 | 582,691.53 | 170,000.00 | 412,691.53 |
| 024 | 9094 | FLEX PRO | 59,088.43 | 37,199.43 | 86,631.02 | 22,079.09 | 92,922.34 | 52,797.11 | 79,557.18 | -26,760.07 |

EFINANCEPLUS
 DATE:01/12/2023
 TIME:10:13:00
 SELECTION CRITERIA : ALL

MEDINA CITY SCHOOLS
 OH Cash Position Report

PAGE NUMBER: 9

ACCOUNTING PERIOD : 6/23

| FUND | SCC | DESCRIPTION | BEGIN BALANCE | MTD RECEIPTS | FYTD RECEIPTS | MTD EXPENDITURES | FYTD EXPENDITURES | CURRENT FUND BALANCE | CURRENT ENCUMBRANCE | UNENCUMBERED FUND BALANCE |
|----------------|------|--------------------------|---------------|--------------|---------------|------------------|-------------------|----------------------|---------------------|---------------------------|
| <hr/> | | | | | | | | | | |
| Total For Fund | 024: | | 5,437,753.25 | 990,889.12 | 5,787,536.35 | 817,878.07 | 5,544,759.78 | 5,680,529.82 | 3,301,031.89 | 2,379,497.93 |
| 027 | 0000 | WORK COMP-SELF INS | 567,443.83 | 19,528.72 | 90,562.24 | 3,270.23 | 60,052.92 | 597,953.15 | 155,581.00 | 442,372.15 |
| <hr/> | | | | | | | | | | |
| Total For Fund | 027: | | 567,443.83 | 19,528.72 | 90,562.24 | 3,270.23 | 60,052.92 | 597,953.15 | 155,581.00 | 442,372.15 |
| 071 | 9013 | SALES TAX P I | 3,208,431.53 | 0.00 | 2,146,183.57 | 1,472,868.59 | 3,271,733.42 | 2,082,881.68 | 351,894.00 | 1,730,987.68 |
| <hr/> | | | | | | | | | | |
| Total For Fund | 071: | | 3,208,431.53 | 0.00 | 2,146,183.57 | 1,472,868.59 | 3,271,733.42 | 2,082,881.68 | 351,894.00 | 1,730,987.68 |
| 200 | 9110 | GA STUD COUN/K-KIDS CLUB | 643.63 | 2.18 | 8.44 | 0.00 | 0.00 | 652.07 | 350.00 | 302.07 |
| 200 | 9121 | CN STUDENT COUNCIL | 1,412.87 | 4.78 | 18.54 | 0.00 | 0.00 | 1,431.41 | 0.00 | 1,431.41 |
| 200 | 9134 | FN STUDENT BUSINESS | 9.68 | 0.03 | 0.12 | 0.00 | 0.00 | 9.80 | 0.00 | 9.80 |
| 200 | 9140 | HE STUDENT COUNCIL | 168.08 | 0.57 | 2.20 | 0.00 | 0.00 | 170.28 | 0.00 | 170.28 |
| 200 | 9184 | NO STUDENT COUNCIL | 53.79 | 0.18 | 0.72 | 0.00 | 0.00 | 54.51 | 0.00 | 54.51 |
| 200 | 9185 | NO K-KIDS KIWANIS CLUB | 11,029.73 | 479.62 | 587.59 | 0.00 | -247.50 | 11,864.82 | 500.00 | 11,364.82 |
| 200 | 9201 | ROBOTICS CLUB CL | 0.00 | 51.59 | 477.56 | 0.00 | 0.00 | 477.56 | 0.00 | 477.56 |
| 200 | 9202 | CL STUDENT COUNCIL | 5.03 | 0.02 | 0.09 | 0.00 | 0.00 | 5.12 | 0.00 | 5.12 |
| 200 | 9204 | CL CHEERLEADERS | 540.10 | 1.83 | 7.09 | 0.00 | 0.00 | 547.19 | 0.00 | 547.19 |
| 200 | 9205 | CL BUILDERS CLUB | 3,713.88 | 12.56 | 48.72 | 0.00 | 0.00 | 3,762.60 | 0.00 | 3,762.60 |

EFINANCEPLUS
 DATE: 01/12/2023
 TIME: 10:13:00
 SELECTION CRITERIA : ALL

MEDINA CITY SCHOOLS
 OH Cash Position Report

PAGE NUMBER: 10

ACCOUNTING PERIOD : 6/23

| FUND | SCC | DESCRIPTION BEGIN BALANCE | MTD RECEIPTS | FYTD RECEIPTS | MTD EXPENDITURES | FYTD EXPENDITURES | CURRENT FUND BALANCE | CURRENT ENCUMBRANCE | UNENCUMBERED FUND BALANCE |
|------|------|---------------------------------------|-----------------|------------------|---------------------|----------------------|-------------------------|------------------------|------------------------------|
| 200 | 9209 | CL DRAMA CLUB 28,899.56 | 94.20 | 373.26 | 0.00 | 1,063.00 | 28,209.82 | 4,937.00 | 23,272.82 |
| 200 | 9251 | ROBOTICS CLUB RT 0.00 | 1.09 | 326.83 | 0.00 | 0.00 | 326.83 | 375.00 | -48.17 |
| 200 | 9253 | RT BUILDERS' CLUB 4,502.75 | 15.05 | 58.90 | 54.13 | 54.13 | 4,507.52 | 1,945.87 | 2,561.65 |
| 200 | 9254 | RT HONORS ACADEMY 6,057.24 | 394.31 | 510.88 | 400.00 | 785.00 | 5,783.12 | 1,215.00 | 4,568.12 |
| 200 | 9256 | RT DRAMA CLUB 7,026.34 | 21.45 | 89.87 | 693.71 | 693.71 | 6,422.50 | 1,306.29 | 5,116.21 |
| 200 | 9258 | RT STUD COUNCIL 5,014.40 | 879.97 | 1,064.10 | 23.50 | 23.50 | 6,055.00 | 1,476.50 | 4,578.50 |
| 200 | 9301 | YG AMERICANS FOR FREEDOM 0.21 | 0.00 | 0.00 | 0.00 | 0.00 | 0.21 | 0.00 | 0.21 |
| 200 | 9302 | ART CLUB 1,059.95 | 43.58 | 53.80 | 0.00 | 42.89 | 1,070.86 | 457.11 | 613.75 |
| 200 | 9303 | CULTURAL EXPLORATION 202.58 | 0.69 | 2.67 | 0.00 | 0.00 | 205.25 | 0.00 | 205.25 |
| 200 | 9304 | CAREER ASSOCIATION 0.37 | 0.00 | 0.00 | 0.00 | 0.00 | 0.37 | 0.00 | 0.37 |
| 200 | 9305 | CHEMCLUB 2.18 | 0.01 | 0.03 | 0.00 | 0.00 | 2.21 | 0.00 | 2.21 |
| 200 | 9307 | VOCAL 41,784.52 | 7,363.37 | 11,355.97 | 426.32 | 9,608.29 | 43,532.20 | 28,390.71 | 15,141.49 |
| 200 | 9309 | IMPROV CLUB 595.03 | 2.01 | 7.81 | 0.00 | 0.00 | 602.84 | 600.00 | 2.84 |
| 200 | 9310 | D E P - NAT'L GERMAN HON 0.45 | 0.00 | 0.00 | 0.00 | 0.00 | 0.45 | 0.00 | 0.45 |
| 200 | 9312 | DRAMA CLUB 20,825.24 | 64.71 | 10,079.11 | 5,447.67 | 11,526.29 | 19,378.06 | 6,103.96 | 13,274.10 |
| 200 | 9314 | MEDINA OUTDOORS CLUB 490.95 | 1.91 | 82.03 | 0.00 | 0.00 | 572.98 | 450.00 | 122.98 |
| 200 | 9315 | FELLOWSHIP OF CHRISTIAN ATH 347.42 | 1.18 | 4.56 | 0.00 | 0.00 | 351.98 | 340.00 | 11.98 |
| 200 | 9318 | GIRLS LEADERSHIP CLUB 7,257.16 | 24.55 | 95.22 | 0.00 | 0.00 | 7,352.38 | 3,100.00 | 4,252.38 |
| 200 | 9321 | KEY CLUB 61,231.11 | 452.24 | 2,326.53 | 0.00 | 0.00 | 63,557.64 | 10,000.00 | 53,557.64 |
| 200 | 9323 | MEDINAMITE 1,739.86 | 5.89 | 22.84 | 0.00 | 0.00 | 1,762.70 | 1,763.70 | -1.00 |

EFINANCEPLUS
 DATE:01/12/2023
 TIME:10:13:00
 SELECTION CRITERIA : ALL

MEDINA CITY SCHOOLS
 OH Cash Position Report

PAGE NUMBER: 11

ACCOUNTING PERIOD : 6/23

| FUND | SCC | DESCRIPTION | BEGIN BALANCE | MTD RECEIPTS | FYTD RECEIPTS | MTD EXPENDITURES | FYTD EXPENDITURES | CURRENT FUND BALANCE | CURRENT ENCUMBRANCE | UNENCUMBERED FUND BALANCE |
|------|------|---------------------------|---------------|--------------|---------------|------------------|-------------------|----------------------|---------------------|---------------------------|
| 200 | 9324 | MEDINIAN | | | | | | | | |
| | | 67,292.37 | | 226.86 | 951.00 | 0.00 | 307.67 | 67,935.70 | 10,928.63 | 57,007.07 |
| 200 | 9325 | MHS BAND | | | | | | | | |
| | | 14,589.44 | | 4,327.65 | 4,469.71 | 0.00 | 0.00 | 19,059.15 | 21,000.00 | -1,940.85 |
| 200 | 9326 | NATIONAL HONOR SOCIETY | | | | | | | | |
| | | 15,640.89 | | 51.48 | 261.86 | 0.00 | 487.00 | 15,415.75 | 3,013.00 | 12,402.75 |
| 200 | 9327 | ORCHESTRA | | | | | | | | |
| | | 34,907.27 | | 1,595.79 | 1,955.14 | 53.90 | 93.17 | 36,769.24 | 2,906.83 | 33,862.41 |
| 200 | 9330 | SCIENCE OLYMPIAD CLUB | | | | | | | | |
| | | 2,161.67 | | 4.96 | 22.92 | 0.00 | 698.02 | 1,486.57 | 1,451.98 | 34.59 |
| 200 | 9331 | SKI CLUB | | | | | | | | |
| | | 3.26 | | 0.01 | 0.05 | 0.00 | 0.00 | 3.31 | 0.00 | 3.31 |
| 200 | 9332 | SPANISH CLUB | | | | | | | | |
| | | 15,310.79 | | 57.79 | 3,011.12 | 90.00 | 1,015.24 | 17,306.67 | 5,484.76 | 11,821.91 |
| 200 | 9333 | STUDENT COUNCIL | | | | | | | | |
| | | 45,029.93 | | 340.93 | 30,557.29 | 454.62 | 12,424.40 | 63,162.82 | 47,383.03 | 15,779.79 |
| 200 | 9335 | LATIN CLUB | | | | | | | | |
| | | 6,948.80 | | 100.66 | 670.94 | 0.00 | 533.93 | 7,085.81 | 4,466.07 | 2,619.74 |
| 200 | 9336 | FRENCH CLUB | | | | | | | | |
| | | 255.53 | | 2.81 | 1,150.75 | 44.11 | 563.55 | 842.73 | 677.81 | 164.92 |
| 200 | 9337 | AMERICAN SIGN LANGUAGE | | | | | | | | |
| | | 310.32 | | 0.86 | 28.88 | 16.98 | 80.48 | 258.72 | 229.52 | 29.20 |
| 200 | 9339 | SPEECH/DEBATE CLUB | | | | | | | | |
| | | 19,594.79 | | 320.41 | 11,495.01 | 7,150.00 | 10,005.00 | 21,084.80 | 18,491.45 | 2,593.35 |
| 200 | 9340 | O.C.O.M. | | | | | | | | |
| | | 511.38 | | 392.74 | 396.85 | 0.00 | 236.24 | 671.99 | 763.76 | -91.77 |
| 200 | 9346 | PENGUIN BOWL/NOSB | | | | | | | | |
| | | 123.19 | | 0.42 | 1.62 | 0.00 | 0.00 | 124.81 | 600.00 | -475.19 |
| 200 | 9350 | TECHNOLOGY CLUB | | | | | | | | |
| | | 105.34 | | 18.04 | 1,718.19 | 421.75 | 1,212.62 | 610.91 | 787.38 | -176.47 |
| 200 | 9352 | VIDEO CLUB - SR HI | | | | | | | | |
| | | 6,529.22 | | 22.07 | 110.82 | 30.23 | 30.06 | 6,609.98 | 4,969.77 | 1,640.21 |
| 200 | 9353 | CHINESE CLUB | | | | | | | | |
| | | 1,120.05 | | 3.79 | 14.70 | 0.00 | 0.00 | 1,134.75 | 100.00 | 1,034.75 |
| 200 | 9355 | GENDER AND SEXUALITY ALLI | | | | | | | | |
| | | 1,234.21 | | 4.01 | 66.03 | 0.00 | 99.71 | 1,200.53 | 700.29 | 500.24 |
| 200 | 9380 | V O F T | | | | | | | | |
| | | 17,883.01 | | 57.12 | 221.51 | 0.00 | 1,000.00 | 17,104.52 | 10,000.00 | 7,104.52 |
| 200 | 9420 | CLASS OF 2020 | | | | | | | | |
| | | 216.10 | | 0.00 | 0.00 | 0.00 | 216.10 | 0.00 | 0.00 | 0.00 |

EFINANCEPLUS
 DATE:01/12/2023
 TIME:10:13:00
 SELECTION CRITERIA : ALL

MEDINA CITY SCHOOLS
 OH Cash Position Report

PAGE NUMBER: 12

ACCOUNTING PERIOD : 6/23

| FUND | SCC | DESCRIPTION BEGIN BALANCE | MTD RECEIPTS | FYTD RECEIPTS | MTD EXPENDITURES | FYTD EXPENDITURES | CURRENT FUND BALANCE | CURRENT ENCUMBRANCE | UNENCUMBERED FUND BALANCE |
|----------------|------|----------------------------------|-----------------|------------------|---------------------|----------------------|-------------------------|------------------------|------------------------------|
| 200 | 9421 | CLASS OF 2021 907.04 | 0.00 | 0.00 | 0.00 | 904.41 | 2.63 | 0.00 | 2.63 |
| 200 | 9422 | CLASS OF 2022 1,057.40 | 0.00 | 0.93 | 0.00 | 924.49 | 133.84 | 130.00 | 3.84 |
| 200 | 9423 | CLASS OF 2023 6,616.25 | 19.23 | 76.90 | 0.00 | 935.55 | 5,757.60 | 8,600.37 | -2,842.77 |
| 200 | 9424 | CLASS OF 2024 2,788.35 | 11.66 | 1,558.97 | 756.16 | 854.40 | 3,492.92 | 47,145.60 | -43,652.68 |
| 200 | 9425 | CLASS OF 2025 2,106.49 | 1,381.47 | 3,851.68 | 0.00 | 1,926.00 | 4,032.17 | 274.00 | 3,758.17 |
| 200 | 9426 | CLASS OF 2026 0.00 | 798.22 | 3,825.07 | 0.00 | 1,963.08 | 1,861.99 | 236.92 | 1,625.07 |
| 200 | 9999 | STUD ACTIV FD WAGES/BENE 0.01 | 0.00 | 0.00 | 0.00 | 0.00 | 0.01 | 0.00 | 0.01 |
| <hr/> | | | | | | | | | |
| Total For Fund | 200: | 467,857.21 | 19,658.55 | 94,023.42 | 16,063.08 | 60,060.43 | 501,820.20 | 253,652.31 | 248,167.89 |
| 300 | 0000 | ATHLETIC FUND 157,003.05 | 0.00 | 0.00 | 0.00 | 157,003.05 | 0.00 | 0.00 | 0.00 |
| 300 | 3000 | ATHLETIC FUND 277,730.68 | 0.00 | 531,953.46 | 35,633.37 | 258,297.23 | -4,074.45 | 76,136.37 | -80,210.82 |
| 300 | 3001 | ATHLETICS OTH 123,950.07 | 4,078.96 | 90,771.31 | 0.00 | 123,950.07 | 90,771.31 | 0.00 | 90,771.31 |
| 300 | 3003 | ATH BOYS BB 30,863.89 | 7,887.68 | 8,411.68 | 0.00 | 30,863.89 | 8,411.68 | 0.00 | 8,411.68 |
| 300 | 3004 | ATH GIRLS BB 13,055.97 | 3,771.99 | 4,452.99 | 0.00 | 13,055.97 | 4,452.99 | 0.00 | 4,452.99 |
| 300 | 3007 | ATH BOYS CC 11,055.00 | 470.00 | 15,835.00 | 0.00 | 11,055.00 | 15,835.00 | 0.00 | 15,835.00 |
| 300 | 3008 | ATH HS FOOTBALL 125,716.25 | 0.00 | 119,549.46 | 0.00 | 125,716.25 | 119,549.46 | 0.00 | 119,549.46 |
| 300 | 3010 | ATH SOCCER 138.00 | 0.00 | 0.00 | 0.00 | 138.00 | 0.00 | 0.00 | 0.00 |
| 300 | 3012 | ATH BOYS SOCCER 13,861.00 | 0.00 | 9,865.29 | 0.00 | 13,861.00 | 9,865.29 | 0.00 | 9,865.29 |
| 300 | 3013 | ATH GIRLS SOCCER 15,377.38 | 0.00 | 12,215.92 | 0.00 | 15,377.38 | 12,215.92 | 0.00 | 12,215.92 |

EFINANCEPLUS
DATE: 01/12/2023
TIME: 10:13:00
SELECTION CRITERIA : ALL

MEDINA CITY SCHOOLS
OH Cash Position Report

PAGE NUMBER: 13

ACCOUNTING PERIOD : 6/23

| FUND | SCC | DESCRIPTION | BEGIN | MTD | FYTD | MTD | FYTD | CURRENT | CURRENT | UNENCUMBERED |
|------|------|----------------------|----------|-----------|--------------|--------------|-----------|-----------|-------------|--------------|
| | | BALANCE | RECEIPTS | RECEIPTS | EXPENDITURES | EXPENDITURES | FUND | BALANCE | ENCUMBRANCE | FUND |
| | | | | | | | | | | |
| 300 | 3015 | ATH BOYS TRACK | | | | | | | | |
| | | 8,160.96 | 0.00 | 350.00 | 0.00 | 8,160.96 | 350.00 | 0.00 | | 350.00 |
| 300 | 3016 | ATH GIRLS TRACK | | | | | | | | |
| | | 1,525.00 | 0.00 | 175.00 | 0.00 | 1,525.00 | 175.00 | 0.00 | | 175.00 |
| 300 | 3017 | ATH GIRLS VBALL | | | | | | | | |
| | | 12,874.16 | 0.00 | 12,433.94 | 0.00 | 12,874.16 | 12,433.94 | 0.00 | | 12,433.94 |
| 300 | 3018 | ATH WRESTLING | | | | | | | | |
| | | 2,987.02 | 8,249.82 | 9,524.82 | 0.00 | 2,987.02 | 9,524.82 | 0.00 | | 9,524.82 |
| 300 | 3019 | ATH BOYS LACROSSE | | | | | | | | |
| | | 6,417.99 | 0.00 | 0.00 | 0.00 | 6,417.99 | 0.00 | 0.00 | | 0.00 |
| 300 | 3020 | ATH GIRLS LACROSSE | | | | | | | | |
| | | 6,565.99 | 0.00 | 0.00 | 0.00 | 6,565.99 | 0.00 | 0.00 | | 0.00 |
| 300 | 3021 | ATH BOYS SWIMMING | | | | | | | | |
| | | 1,318.37 | 1,688.00 | 1,688.00 | 0.00 | 1,318.37 | 1,688.00 | 0.00 | | 1,688.00 |
| 300 | 3022 | ATH GIRLS SWIMMING | | | | | | | | |
| | | 1,083.36 | 0.00 | 0.00 | 0.00 | 1,083.36 | 0.00 | 0.00 | | 0.00 |
| 300 | 9110 | GARFIELD FIELD TRIPS | | | | | | | | |
| | | 5,572.62 | 0.00 | 0.00 | -227.69 | 455.71 | 5,116.91 | 4,000.00 | | 1,116.91 |
| 300 | 9120 | CANAVAN FIELD TRIP | | | | | | | | |
| | | -387.37 | 0.00 | 0.00 | 0.00 | 353.90 | -741.27 | 601.48 | | -1,342.75 |
| 300 | 9121 | WORLD WATCHER'S CLUB | | | | | | | | |
| | | 7,362.04 | 0.00 | 0.00 | 0.00 | 0.00 | 7,362.04 | 0.00 | | 7,362.04 |
| 300 | 9130 | FENN FIELD TRIPS | | | | | | | | |
| | | 0.00 | 0.00 | 0.00 | 0.00 | -150.00 | 150.00 | 0.00 | | 150.00 |
| 300 | 9140 | HERITAGE FIELD TRIPS | | | | | | | | |
| | | 117.71 | 0.00 | 0.00 | 0.00 | 0.00 | 117.71 | 109.40 | | 8.31 |
| 300 | 9160 | BLAKE FIELD TRIPS | | | | | | | | |
| | | 448.58 | 0.00 | 0.00 | -41.12 | 258.88 | 189.70 | 0.00 | | 189.70 |
| 300 | 9170 | WAITE FIELD TRIPS | | | | | | | | |
| | | 0.00 | 0.00 | 1,037.00 | 0.00 | 573.00 | 464.00 | 0.00 | | 464.00 |
| 300 | 9180 | NORTHROP FIELD TRIPS | | | | | | | | |
| | | 1,034.16 | 0.00 | 0.00 | -384.00 | 72.47 | 961.69 | 1,459.53 | | -497.84 |
| 300 | 9201 | CL BAND FUND | | | | | | | | |
| | | 20,500.64 | 0.00 | 7,484.00 | 772.39 | 5,380.71 | 22,603.93 | 34,420.00 | | -11,816.07 |
| 300 | 9202 | CL ORCHESTRA FD. | | | | | | | | |
| | | 258.00 | 0.00 | 0.00 | 0.00 | 0.00 | 258.00 | 0.00 | | 258.00 |
| 300 | 9203 | CL LIBRARY | | | | | | | | |
| | | 370.00 | 0.00 | 0.00 | 0.00 | 0.00 | 370.00 | 0.00 | | 370.00 |
| 300 | 9204 | CL CHOIR FUND | | | | | | | | |
| | | 634.10 | 0.00 | 0.00 | 0.00 | 0.00 | 634.10 | 0.00 | | 634.10 |

EFINANCEPLUS
 DATE: 01/12/2023
 TIME: 10:13:00
 SELECTION CRITERIA : ALL

MEDINA CITY SCHOOLS
 OH Cash Position Report

PAGE NUMBER: 14

ACCOUNTING PERIOD : 6/23

| FUND | SCC | DESCRIPTION | BEGIN BALANCE | MTD RECEIPTS | FYTD RECEIPTS | MTD EXPENDITURES | FYTD EXPENDITURES | CURRENT FUND BALANCE | CURRENT ENCUMBRANCE | UNENCUMBERED FUND BALANCE |
|---------------------|------|--------------------------------------|---------------|-----------------|------------------|---------------------|----------------------|-------------------------|------------------------|------------------------------|
| 300 | 9250 | RT BAND FUND 10,526.73 | | 537.00 | 7,198.00 | 1,451.96 | 3,660.64 | 14,064.09 | 17,305.00 | -3,240.91 |
| 300 | 9251 | RT ORCHESTRA FUND 1,246.65 | | 0.00 | 0.00 | 0.00 | 0.00 | 1,246.65 | 0.00 | 1,246.65 |
| 300 | 9252 | RT CHOIR FUND 3,270.15 | | 0.00 | 0.00 | 0.00 | 0.00 | 3,270.15 | 0.00 | 3,270.15 |
| 300 | 9253 | RT BEEHIVE 1,758.78 | | 69.05 | 352.15 | 56.93 | 205.38 | 1,905.55 | 450.00 | 1,455.55 |
| 300 | 9254 | ZEN DEN RT 0.00 | | 0.00 | 0.00 | 0.00 | 0.00 | 0.00 | 2,200.00 | -2,200.00 |
| 300 | 9258 | RT DIST SUPER ACTIV -392.50 | | 711.00 | 109,104.00 | 629.84 | 110,327.84 | -1,616.34 | 5,437.16 | -7,053.50 |
| 300 | 9301 | BOWLING CLUB 5,269.00 | | -300.00 | 0.00 | 0.00 | 5,269.00 | 0.00 | 0.00 | 0.00 |
| 300 | 9302 | MENS VOLLEYBALL 3,708.17 | | 0.00 | 1,500.00 | 0.00 | 400.00 | 4,808.17 | 10,000.00 | -5,191.83 |
| 300 | 9303 | HUDDLE/SHUDDLE 1,134.87 | | 100.00 | 2,250.00 | 893.56 | 1,214.42 | 2,170.45 | 2,285.58 | -115.13 |
| 300 | 9304 | LINK CREW 3,302.64 | | 0.00 | 985.00 | 160.88 | 3,337.49 | 950.15 | 1,502.51 | -552.36 |
| 300 | 9313 | MUSICAL 29,116.42 | | 0.00 | 0.00 | 800.00 | 7,169.93 | 21,946.49 | 14,830.07 | 7,116.42 |
| 300 | 9325 | MHS BAND TRIP 7,171.20 | | 0.00 | 0.00 | 0.00 | 0.00 | 7,171.20 | 0.00 | 7,171.20 |
| 300 | 9334 | BEEHIVE CAFE 18,567.45 | | 0.00 | 0.00 | 138.84 | 186.61 | 18,380.84 | 17,013.39 | 1,367.45 |
| 300 | 9390 | GLOBAL TRIPS 460.00 | | 0.00 | -85.00 | 0.00 | 0.00 | 375.00 | 6,000.00 | -5,625.00 |
| 300 | 9410 | SPARKLE CHEERLEADING 1,873.21 | | 0.00 | 812.00 | 91.79 | 721.31 | 1,963.90 | 1,103.63 | 860.27 |
| Total For Fund 300: | | 377,146.03 | | 27,263.50 | 947,864.02 | 39,976.75 | 929,687.98 | 395,322.07 | 194,854.12 | 200,467.95 |
| 401 | 9012 | ST FRANCIS AUX SERVICES 57,580.59 | | 0.00 | 157.13 | 0.00 | 7,573.06 | 50,164.66 | 0.00 | 50,164.66 |
| 401 | 9013 | ST FRANCIS AUX SERVICES 0.00 | | 294.34 | 163,212.41 | 29,656.04 | 75,069.68 | 88,142.73 | 59,974.05 | 28,168.68 |

PAGE NUMBER: 15

| FUND | SCC | DESCRIPTION | BEGIN BALANCE | MTD RECEIPTS | FYTD RECEIPTS | MTD EXPENDITURES | FYTD EXPENDITURES | CURRENT FUND BALANCE | CURRENT ENCUMBRANCE | UNENCUMBERED FUND BALANCE |
|----------------|------|-----------------------|---------------|--------------|---------------|------------------|-------------------|----------------------|---------------------|---------------------------|
| 401 | 9017 | AUX ST FRANCIS | 37.41 | 0.00 | 0.00 | 0.00 | 0.00 | 37.41 | 0.00 | 37.41 |
| 401 | 9022 | NURTURY AUX SERVICES | 10,356.31 | 0.00 | 32.05 | 0.00 | 0.00 | 10,388.36 | 0.00 | 10,388.36 |
| 401 | 9023 | NURTURY AUX SERVICES | 0.00 | 16.42 | 5,188.45 | 0.00 | 270.00 | 4,918.45 | 0.00 | 4,918.45 |
| 401 | 9027 | AUX FUNDS NURTURY | 72.90 | 0.00 | 0.00 | 0.00 | 0.00 | 72.90 | 0.00 | 72.90 |
| 401 | 9032 | MCA AUX SERVICES | 26,269.50 | 0.00 | 76.45 | 0.00 | 1,759.92 | 24,586.03 | 6,277.98 | 18,308.05 |
| 401 | 9033 | MCA AUX SERVICES | 0.00 | 58.77 | 210,150.67 | 12,275.03 | 192,551.52 | 17,599.15 | 59,801.64 | -42,202.49 |
| 401 | 9066 | SM WONDERS | 1,644.12 | 0.00 | 0.00 | 0.00 | 0.00 | 1,644.12 | 0.00 | 1,644.12 |
| <hr/> | | | | | | | | | | |
| Total For Fund | 401: | | 95,960.83 | 369.53 | 378,817.16 | 41,931.07 | 277,224.18 | 197,553.81 | 126,053.67 | 71,500.14 |
| <hr/> | | | | | | | | | | |
| 432 | 9097 | MANAGE INFO SYS | 0.80 | 0.00 | 0.00 | 0.00 | 0.00 | 0.80 | 0.00 | 0.80 |
| <hr/> | | | | | | | | | | |
| Total For Fund | 432: | | 0.80 | 0.00 | 0.00 | 0.00 | 0.00 | 0.80 | 0.00 | 0.80 |
| <hr/> | | | | | | | | | | |
| 450 | 9008 | SCHOOLNET PLUS FY2008 | 1.00 | 0.00 | 0.00 | 0.00 | 0.00 | 1.00 | 0.00 | 1.00 |
| <hr/> | | | | | | | | | | |
| Total For Fund | 450: | | 1.00 | 0.00 | 0.00 | 0.00 | 0.00 | 1.00 | 0.00 | 1.00 |
| <hr/> | | | | | | | | | | |
| 451 | 9012 | CONNECTIVITY | 6,582.50 | 0.00 | 9,900.00 | 0.00 | 0.00 | 16,482.50 | 0.00 | 16,482.50 |
| <hr/> | | | | | | | | | | |

EFINANCEPLUS
 DATE:01/12/2023
 TIME:10:13:00
 SELECTION CRITERIA : ALL

MEDINA CITY SCHOOLS
 OH Cash Position Report

PAGE NUMBER: 16

ACCOUNTING PERIOD : 6/23

| FUND | SCC | DESCRIPTION BEGIN BALANCE | MTD RECEIPTS | FYTD RECEIPTS | MTD EXPENDITURES | FYTD EXPENDITURES | CURRENT FUND BALANCE | CURRENT ENCUMBRANCE | UNENCUMBERED FUND BALANCE |
|----------------|------|--|-----------------|------------------|---------------------|----------------------|-------------------------|------------------------|------------------------------|
| ----- | | | | | | | | | |
| Total For Fund | 451: | 6,582.50 | 0.00 | 9,900.00 | 0.00 | 0.00 | 16,482.50 | 0.00 | 16,482.50 |
| 452 | 9008 | SCHOOLNET PD FY08 66.15 | 0.00 | 0.00 | 0.00 | 0.00 | 66.15 | 0.00 | 66.15 |
| ----- | | | | | | | | | |
| Total For Fund | 452: | 66.15 | 0.00 | 0.00 | 0.00 | 0.00 | 66.15 | 0.00 | 66.15 |
| 467 | 9021 | STUD WELLNESS AND SUCCESS 71,712.61 | 0.00 | 0.00 | 0.00 | 99,133.71 | -27,421.10 | 0.00 | -27,421.10 |
| ----- | | | | | | | | | |
| Total For Fund | 467: | 71,712.61 | 0.00 | 0.00 | 0.00 | 99,133.71 | -27,421.10 | 0.00 | -27,421.10 |
| 499 | 9012 | INTERN PSYCH FY12 45.81 | 0.00 | 0.00 | 0.00 | 0.00 | 45.81 | 0.00 | 45.81 |
| 499 | 9013 | INTERN PSYCH FY13 39.97 | 0.00 | 0.00 | 0.00 | 0.00 | 39.97 | 0.00 | 39.97 |
| 499 | 9019 | SCHOOL SAFETY 16,617.54 | 0.00 | 0.00 | 0.00 | 0.00 | 16,617.54 | 0.00 | 16,617.54 |
| 499 | 9024 | LOCAL GOV INNOVATION FUND 7,750.00 | 0.00 | 0.00 | 0.00 | 0.00 | 7,750.00 | 0.00 | 7,750.00 |
| 499 | 9039 | INTERN PSYCH GRANT FY09 2.20 | 0.00 | 0.00 | 0.00 | 0.00 | 2.20 | 0.00 | 2.20 |
| 499 | 9112 | E-TECH BLENDED LEARNING 321.71 | 0.00 | 0.00 | 0.00 | 0.00 | 321.71 | 0.00 | 321.71 |
| ----- | | | | | | | | | |
| Total For Fund | 499: | 24,777.23 | 0.00 | 0.00 | 0.00 | 0.00 | 24,777.23 | 0.00 | 24,777.23 |
| 506 | 9014 | RES ED GRANT 950.00 | 0.00 | 0.00 | 0.00 | 0.00 | 950.00 | 0.00 | 950.00 |

EFINANCEPLUS
DATE: 01/12/2023
TIME: 10:13:00
SELECTION CRITERIA : ALL

MEDINA CITY SCHOOLS
OH Cash Position Report

PAGE NUMBER: 17

ACCOUNTING PERIOD : 6/23

| FUND | SCC | DESCRIPTION BEGIN BALANCE | MTD RECEIPTS | FYTD RECEIPTS | MTD EXPENDITURES | FYTD EXPENDITURES | CURRENT FUND BALANCE | CURRENT ENCUMBRANCE | UNENCUMBERED FUND BALANCE |
|----------------|------|------------------------------|-----------------|------------------|---------------------|----------------------|-------------------------|------------------------|------------------------------|
| <hr/> | | | | | | | | | |
| Total For Fund | 506: | 950.00 | 0.00 | 0.00 | 0.00 | 0.00 | 950.00 | 0.00 | 950.00 |
| 507 | 9022 | ARP ESSER 0.00 | 164,788.43 | 164,788.43 | 291,108.26 | 773,988.05 | -609,199.62 | 1,125,417.73 | -1,734,617.35 |
| 507 | 9121 | ESSER II -279.43 | 42,870.30 | 42,870.30 | 8,969.26 | 95,320.50 | -52,729.63 | 1,332.70 | -54,062.33 |
| <hr/> | | | | | | | | | |
| Total For Fund | 507: | -279.43 | 207,658.73 | 207,658.73 | 300,077.52 | 869,308.55 | -661,929.25 | 1,126,750.43 | -1,788,679.68 |
| 516 | 9015 | TITLE VI-B 2,690.82 | 0.00 | 0.00 | 0.00 | 0.00 | 2,690.82 | 0.00 | 2,690.82 |
| 516 | 9016 | TITLE VI-B 229.90 | 0.00 | 0.00 | 0.00 | 0.00 | 229.90 | 0.00 | 229.90 |
| 516 | 9021 | TITLE VI-B 4.85 | 0.00 | 0.00 | 0.00 | 0.00 | 4.85 | 0.00 | 4.85 |
| 516 | 9022 | TITLE VI-B 0.00 | 242,398.37 | 242,398.37 | 0.00 | 242,580.56 | -182.19 | 0.00 | -182.19 |
| 516 | 9023 | TITLE VI-B 0.00 | 386,107.07 | 386,107.07 | 158,072.58 | 546,163.43 | -160,056.36 | 227,978.95 | -388,035.31 |
| 516 | 9122 | ARP IDEA 0.00 | 0.00 | 1,335.12 | 679.64 | 5,302.89 | -3,967.77 | 0.00 | -3,967.77 |
| 516 | 9123 | APR IDEA 0.00 | 0.00 | 0.00 | 0.00 | 0.00 | 0.00 | 88,905.54 | -88,905.54 |
| <hr/> | | | | | | | | | |
| Total For Fund | 516: | 2,925.57 | 628,505.44 | 629,840.56 | 158,752.22 | 794,046.88 | -161,280.75 | 316,884.49 | -478,165.24 |
| 551 | 9120 | TITLE III LEP 2,792.08 | 0.00 | 0.00 | 0.00 | 0.00 | 2,792.08 | 0.00 | 2,792.08 |
| 551 | 9122 | TITLE III LEP -220.00 | 0.00 | 7,842.15 | 0.00 | 921.51 | 6,700.64 | 0.00 | 6,700.64 |

EFINANCEPLUS
DATE:01/12/2023
TIME:10:13:00
SELECTION CRITERIA : ALL

MEDINA CITY SCHOOLS
OH Cash Position Report

PAGE NUMBER: 18

ACCOUNTING PERIOD : 6/23

| FUND | SCC | DESCRIPTION BEGIN BALANCE | MTD RECEIPTS | FYTD RECEIPTS | MTD EXPENDITURES | FYTD EXPENDITURES | CURRENT FUND BALANCE | CURRENT ENCUMBRANCE | UNENCUMBERED FUND BALANCE |
|----------------|------|------------------------------|-----------------|------------------|---------------------|----------------------|-------------------------|------------------------|------------------------------|
| <hr/> | | | | | | | | | |
| Total For Fund | 551: | 2,572.08 | 0.00 | 7,842.15 | 0.00 | 921.51 | 9,492.72 | 0.00 | 9,492.72 |
| 572 | 9022 | TITLE I 0.00 | 97,204.52 | 97,204.52 | 0.00 | 82,532.70 | 14,671.82 | 0.00 | 14,671.82 |
| 572 | 9023 | TITLE I 0.00 | 131,585.70 | 131,585.70 | 60,297.55 | 192,503.57 | -60,917.87 | 1,785.57 | -62,703.44 |
| 572 | 9116 | TITLE I-D 2.83 | 0.00 | 0.00 | 0.00 | 0.00 | 2.83 | 0.00 | 2.83 |
| 572 | 9121 | TITLE I-D -417.64 | 0.00 | 0.00 | 0.00 | 0.00 | -417.64 | 0.00 | -417.64 |
| 572 | 9122 | TITLE I-D 417.64 | 82,290.68 | 82,290.68 | 0.00 | 81,125.89 | 1,582.43 | 0.00 | 1,582.43 |
| 572 | 9123 | TITLE I-D 0.00 | 11,543.76 | 11,543.76 | 3,958.21 | 15,468.36 | -3,924.60 | 9,348.24 | -13,272.84 |
| 572 | 9222 | TITLE I EOE -15,690.39 | 15,690.39 | 15,690.39 | 0.00 | 0.00 | 0.00 | 0.00 | 0.00 |
| <hr/> | | | | | | | | | |
| Total For Fund | 572: | -15,687.56 | 338,315.05 | 338,315.05 | 64,255.76 | 371,630.52 | -49,003.03 | 11,133.81 | -60,136.84 |
| 584 | 9022 | TITLE IV-A -861.90 | 22,591.16 | 22,591.16 | 0.00 | 20,247.77 | 1,481.49 | 0.00 | 1,481.49 |
| 584 | 9023 | TITLE IV-A 0.00 | 17,557.44 | 17,557.44 | 10,455.22 | 28,708.84 | -11,151.40 | 11,783.57 | -22,934.97 |
| <hr/> | | | | | | | | | |
| Total For Fund | 584: | -861.90 | 40,148.60 | 40,148.60 | 10,455.22 | 48,956.61 | -9,669.91 | 11,783.57 | -21,453.48 |
| 587 | 9022 | EARLY CHILDHOOD 0.00 | 5,980.58 | 5,980.58 | 0.00 | 8,327.59 | -2,347.01 | 0.00 | -2,347.01 |
| 587 | 9023 | EARLY CHILDHOOD 0.00 | 10,131.34 | 10,131.34 | 4,533.04 | 14,683.45 | -4,552.11 | 1,618.32 | -6,170.43 |

EFINANCEPLUS
 DATE: 01/12/2023
 TIME: 10:13:00
 SELECTION CRITERIA : ALL

MEDINA CITY SCHOOLS
 OH Cash Position Report

PAGE NUMBER: 19

ACCOUNTING PERIOD : 6/23

| FUND | SCC | DESCRIPTION | BEGIN BALANCE | MTD RECEIPTS | FYTD RECEIPTS | MTD EXPENDITURES | FYTD EXPENDITURES | CURRENT FUND BALANCE | CURRENT ENCUMBRANCE | UNENCUMBERED FUND BALANCE |
|---------------------|------|------------------------------|---------------|-----------------|------------------|---------------------|----------------------|-------------------------|------------------------|------------------------------|
| 587 | 9123 | ARP IDEA EARLY ED 0.00 | | 0.00 | 0.00 | 0.00 | 0.00 | 0.00 | 6,000.00 | -6,000.00 |
| Total For Fund 587: | | | 0.00 | 16,111.92 | 16,111.92 | 4,533.04 | 23,011.04 | -6,899.12 | 7,618.32 | -14,517.44 |
| 590 | 9022 | TITLE II-A 0.00 | | 52,077.40 | 52,077.40 | 0.00 | 54,746.17 | -2,668.77 | 0.00 | -2,668.77 |
| 590 | 9023 | TITLE II-A 0.00 | | 53,909.95 | 53,909.95 | 3,117.34 | 66,530.72 | -12,620.77 | 30,789.84 | -43,410.61 |
| Total For Fund 590: | | | 0.00 | 105,987.35 | 105,987.35 | 3,117.34 | 121,276.89 | -15,289.54 | 30,789.84 | -46,079.38 |
| 599 | 9022 | NSLP EQUIP ASSIST 0.00 | | 0.00 | 0.00 | 0.00 | 108,688.64 | -108,688.64 | 18,691.26 | -127,379.90 |
| 599 | 9023 | OFCC SAFETY/SECURITY 0.00 | | 0.00 | 550,000.00 | 0.00 | 110,113.80 | 439,886.20 | 249,105.20 | 190,781.00 |
| Total For Fund 599: | | | 0.00 | 0.00 | 550,000.00 | 0.00 | 218,802.44 | 331,197.56 | 267,796.46 | 63,401.10 |
| GRAND TOTALS: | | | 67,753,269.09 | 9,073,082.44 | 55,147,501.68 | 16,602,067.52 | 65,462,167.63 | 57,438,603.14 | 12,268,103.60 | 45,170,499.54 |

EFINANCEPLUS
 DATE: 01/12/2023
 TIME: 10:13:00
 SELECTION CRITERIA : ALL

MEDINA CITY SCHOOLS
 OH Cash Position Report

PAGE NUMBER: 20

ACCOUNTING PERIOD : 6/23

| FUND | SCC | DESCRIPTION BEGIN BALANCE | MTD RECEIPTS | FYTD RECEIPTS | MTD EXPENDITURES | FYTD EXPENDITURES | CURRENT FUND BALANCE | CURRENT ENCUMBRANCE | UNENCUMBERED FUND BALANCE |
|------|-----|------------------------------|-----------------|------------------|---------------------|----------------------|-------------------------|------------------------|------------------------------|
| 001 | | 31,219,516.68 | 4,289,437.79 | 34,795,466.64 | 8,449,634.65 | 39,540,173.32 | 26,474,810.00 | 3,714,293.93 | 22,760,516.07 |
| 002 | | 3,731,713.08 | 1,919,174.35 | 3,613,057.50 | 3,765,791.14 | 5,484,362.15 | 1,860,408.43 | 795,962.00 | 1,064,446.43 |
| 003 | | 473,785.05 | 0.00 | 10,000.00 | -2,592.16 | 32,225.46 | 451,559.59 | 52,690.45 | 398,869.14 |
| 006 | | 1,141,851.51 | 239,431.97 | 1,161,297.38 | 277,387.07 | 1,332,543.58 | 970,605.31 | 288,751.89 | 681,853.42 |
| 007 | | 48,716.42 | 18,224.97 | 18,649.97 | 0.00 | 0.00 | 67,366.39 | 20,000.00 | 47,366.39 |
| 008 | | 724,007.48 | 162.26 | 629.27 | 0.00 | 0.00 | 724,636.75 | 0.00 | 724,636.75 |
| 009 | | 154,039.38 | 9,097.29 | 237,647.76 | 35,759.13 | 122,961.14 | 268,726.00 | 148,462.75 | 120,263.25 |
| 014 | | 795,546.60 | 139,520.20 | 562,514.09 | 119,083.66 | 733,885.28 | 624,175.41 | 213,467.26 | 410,708.15 |
| 016 | | 18,060,061.09 | 49,064.88 | 3,269,096.49 | 1,001,181.21 | 5,353,941.19 | 15,975,216.39 | 649,526.78 | 15,325,689.61 |
| 018 | | 929,134.64 | 14,482.65 | 88,320.68 | 18,650.09 | 156,455.35 | 860,999.97 | 211,061.88 | 649,938.09 |
| 019 | | 49,227.47 | 0.00 | 0.00 | 989.00 | 2,377.00 | 46,850.47 | 511.00 | 46,339.47 |
| 020 | | 108,824.60 | 49.57 | 25,074.67 | 234.84 | 4,270.91 | 129,628.36 | 10,000.00 | 119,628.36 |
| 022 | | 69,493.36 | 0.00 | 14,956.11 | 2,770.00 | 8,365.39 | 76,084.08 | 7,551.75 | 68,532.33 |
| 024 | | 5,437,753.25 | 990,889.12 | 5,787,536.35 | 817,878.07 | 5,544,759.78 | 5,680,529.82 | 3,301,031.89 | 2,379,497.93 |

EFINANCEPLUS
 DATE: 01/12/2023
 TIME: 10:13:00
 SELECTION CRITERIA : ALL

MEDINA CITY SCHOOLS
 OH Cash Position Report

PAGE NUMBER: 21

ACCOUNTING PERIOD : 6/23

| FUND | SCC | DESCRIPTION BEGIN BALANCE | MTD RECEIPTS | FYTD RECEIPTS | MTD EXPENDITURES | FYTD EXPENDITURES | CURRENT FUND BALANCE | CURRENT ENCUMBRANCE | UNENCUMBERED FUND BALANCE |
|------|-----|------------------------------|-----------------|------------------|---------------------|----------------------|-------------------------|------------------------|------------------------------|
| 027 | | 567,443.83 | 19,528.72 | 90,562.24 | 3,270.23 | 60,052.92 | 597,953.15 | 155,581.00 | 442,372.15 |
| 071 | | 3,208,431.53 | 0.00 | 2,146,183.57 | 1,472,868.59 | 3,271,733.42 | 2,082,881.68 | 351,894.00 | 1,730,987.68 |
| 200 | | 467,857.21 | 19,658.55 | 94,023.42 | 16,063.08 | 60,060.43 | 501,820.20 | 253,652.31 | 248,167.89 |
| 300 | | 377,146.03 | 27,263.50 | 947,864.02 | 39,976.75 | 929,687.98 | 395,322.07 | 194,854.12 | 200,467.95 |
| 401 | | 95,960.83 | 369.53 | 378,817.16 | 41,931.07 | 277,224.18 | 197,553.81 | 126,053.67 | 71,500.14 |
| 432 | | 0.80 | 0.00 | 0.00 | 0.00 | 0.00 | 0.80 | 0.00 | 0.80 |
| 450 | | 1.00 | 0.00 | 0.00 | 0.00 | 0.00 | 1.00 | 0.00 | 1.00 |
| 451 | | 6,582.50 | 0.00 | 9,900.00 | 0.00 | 0.00 | 16,482.50 | 0.00 | 16,482.50 |
| 452 | | 66.15 | 0.00 | 0.00 | 0.00 | 0.00 | 66.15 | 0.00 | 66.15 |
| 467 | | 71,712.61 | 0.00 | 0.00 | 0.00 | 99,133.71 | -27,421.10 | 0.00 | -27,421.10 |
| 499 | | 24,777.23 | 0.00 | 0.00 | 0.00 | 0.00 | 24,777.23 | 0.00 | 24,777.23 |
| 506 | | 950.00 | 0.00 | 0.00 | 0.00 | 0.00 | 950.00 | 0.00 | 950.00 |
| 507 | | -279.43 | 207,658.73 | 207,658.73 | 300,077.52 | 869,308.55 | -661,929.25 | 1,126,750.43 | -1,788,679.68 |
| 516 | | 2,925.57 | 628,505.44 | 629,840.56 | 158,752.22 | 794,046.88 | -161,280.75 | 316,884.49 | -478,165.24 |

EFINANCEPLUS
 DATE:01/12/2023
 TIME:10:13:00
 SELECTION CRITERIA : ALL

MEDINA CITY SCHOOLS
 OH Cash Position Report

PAGE NUMBER: 22

ACCOUNTING PERIOD : 6/23

| FUND | SCC | DESCRIPTION BEGIN BALANCE | MTD RECEIPTS | FYTD RECEIPTS | MTD EXPENDITURES | FYTD EXPENDITURES | CURRENT FUND BALANCE | CURRENT ENCUMBRANCE | UNENCUMBERED FUND BALANCE |
|---------------|-----|------------------------------|-----------------|------------------|---------------------|----------------------|-------------------------|------------------------|------------------------------|
| 551 | | 2,572.08 | 0.00 | 7,842.15 | 0.00 | 921.51 | 9,492.72 | 0.00 | 9,492.72 |
| 572 | | -15,687.56 | 338,315.05 | 338,315.05 | 64,255.76 | 371,630.52 | -49,003.03 | 11,133.81 | -60,136.84 |
| 584 | | -861.90 | 40,148.60 | 40,148.60 | 10,455.22 | 48,956.61 | -9,669.91 | 11,783.57 | -21,453.48 |
| 587 | | 0.00 | 16,111.92 | 16,111.92 | 4,533.04 | 23,011.04 | -6,899.12 | 7,618.32 | -14,517.44 |
| 590 | | 0.00 | 105,987.35 | 105,987.35 | 3,117.34 | 121,276.89 | -15,289.54 | 30,789.84 | -46,079.38 |
| 599 | | 0.00 | 0.00 | 550,000.00 | 0.00 | 218,802.44 | 331,197.56 | 267,796.46 | 63,401.10 |
| GRAND TOTALS: | | 67,753,269.09 | 9,073,082.44 | 55,147,501.68 | 16,602,067.52 | 65,462,167.63 | 57,438,603.14 | 12,268,103.60 | 45,170,499.54 |

Medina City Schools

Check Register for December 2022

1/12/23

10:21 AM

| Check Date | Check Number | Vendor Name | Transaction Amount |
|---------------------------|--------------|-------------------------------------|-----------------------|
| 12/01/2022 | V713460 | GORDON FOOD SERVICE | \$4,777.29 |
| 12/01/2022 | V714609 | MEMO - HUNTINGTON NAT'L BANK | \$19,012.43 |
| 12/01/2022 | V714610 | MEMO - BANK OF NEW YORK | \$3,681,118.25 |
| 12/01/2022 | V714611 | MEMO - BANK OF NEW YORK | \$84,400.00 |
| 12/01/2022 - Total | | | \$3,789,307.97 |
| 12/02/2022 | 713616 | F.C.P.E | \$143.00 |
| 12/02/2022 | 713617 | KIDS FIRST | \$12.00 |
| 12/02/2022 | 713618 | OAPSE | \$4,358.42 |
| 12/02/2022 | 713619 | KEITH L RUCINSKI, CHAPTER 13 TRSTEE | \$1,638.00 |
| 12/02/2022 | 713620 | OHIO EDUCATION ASSOCIATION | \$360.49 |
| 12/02/2022 | 713621 | PEOPLE QUALIFIED COMMITTEE | \$23.12 |
| 12/02/2022 | V713602 | MEMO-FLEXSAVE | \$12,399.81 |
| 12/02/2022 | V713603 | MEDINA CITY SCHOOLS FOUNDATION | \$69.00 |
| 12/02/2022 | V713604 | MEMO - SERS - BOARD | \$64,682.13 |
| 12/02/2022 | V713605 | MEMO - STRS - BOARD | \$251,855.84 |
| 12/02/2022 | V713606 | MEMO -EFTPS - TAXES | \$262,849.75 |
| 12/02/2022 | V713607 | MEMO -MEDINA CITY SCHOOLS | \$475,856.69 |
| 12/02/2022 | V713608 | MEMO MET LIFE INSURANCE | \$5,034.94 |
| 12/02/2022 | V713609 | MEMO --S E R S - EMPLOYEE | \$46,698.94 |
| 12/02/2022 | V713610 | MEMO --S T R S - EMPLOYEE | \$263,307.77 |
| 12/02/2022 | V713611 | OHIO BUSINESS GATEWAY | \$51,552.00 |
| 12/02/2022 | V713612 | OHIO CHILD SUPPORT PAYMENT CENTRAL | \$544.08 |
| 12/02/2022 | V713613 | MEMO - OMNI | \$45,023.21 |
| 12/02/2022 | V713614 | TRUSTMARK VOLUNTARY BENEFITS | \$1,811.46 |
| 12/02/2022 | V713615 | UNITED WAY MEDINA & SUMMIT CO | \$93.16 |
| 12/02/2022 | V713623 | MEMO MET LIFE INSURANCE | \$84.93 |
| 12/02/2022 | V715837 | MEMO - A&M ENDEAVORS LLC | \$54.95 |
| 12/02/2022 - Total | | | \$1,488,453.69 |
| 12/05/2022 | V714659 | MEMO - MEDICAL MUTUAL | \$86,197.56 |
| 12/05/2022 - Total | | | \$86,197.56 |
| 12/06/2022 | V714660 | MEMO - MEDICAL MUTUAL | \$69,229.64 |
| 12/06/2022 | V715838 | MEMO - A&M ENDEAVORS LLC | \$731.11 |
| 12/06/2022 | V715839 | MEMO - WESTFIELD BANK | \$514.34 |

Medina City Schools

Check Register for December 2022

1/12/23

10:21 AM

| Check Date | Check Number | Vendor Name | Transaction Amount |
|---------------------------|--------------|-------------------------------------|--------------------|
| 12/06/2022 - Total | | | \$70,475.09 |
| 12/07/2022 | V713622 | GORDON FOOD SERVICE | \$8,202.50 |
| 12/07/2022 | V714612 | MEMO MET LIFE INSURANCE | \$3,558.10 |
| 12/07/2022 - Total | | | \$11,760.60 |
| 12/08/2022 | 713476 | ANGELA MCGINTY | \$6.99 |
| 12/08/2022 | 713477 | SHANNON VIHLDAL | \$15.65 |
| 12/08/2022 | 713525 | ADLER TEAM SPORTS | \$84.00 |
| 12/08/2022 | 713526 | ADVANCE AUTO PARTS | \$281.64 |
| 12/08/2022 | 713527 | AG-PRO OHIO LLC | \$353.22 |
| 12/08/2022 | 713528 | AKRON BEARING COMPANY INC. | \$1,225.84 |
| 12/08/2022 | 713529 | AMERICAN LEGION POST 202 | \$45.00 |
| 12/08/2022 | 713530 | APOLLO PEST CONTROL INC. | \$723.00 |
| 12/08/2022 | 713531 | AQUACLEAR | \$44.00 |
| 12/08/2022 | 713532 | ARMSTRONG UTILITIES INC. | \$717.42 |
| 12/08/2022 | 713533 | ACSI | \$1,984.00 |
| 12/08/2022 | 713534 | B&H FOTO & ELECTRONICS CORP | \$2,683.53 |
| 12/08/2022 | 713535 | BRIAN W. BARNES & CO. INC. | \$750.00 |
| 12/08/2022 | 713536 | BRUNSWICK ATHLETIC DEPT | \$68.25 |
| 12/08/2022 | 713537 | CARDINAL BUS SALES & SERV INC | \$673.02 |
| 12/08/2022 | 713538 | CENTERRA CO-OP | \$33,296.66 |
| 12/08/2022 | 713539 | CLEVELAND PLUMBING SUPPLY CO. | \$193.52 |
| 12/08/2022 | 713540 | COPLEY HIGH SCHOOL | \$135.00 |
| 12/08/2022 | 713541 | CRANDALL COMPANY INC | \$386.85 |
| 12/08/2022 | 713542 | CROWN TROPHY OF MEDINA | \$135.00 |
| 12/08/2022 | 713543 | DATA RECOGNITION CORP. | \$6,677.97 |
| 12/08/2022 | 713544 | DEMCO INC | \$124.07 |
| 12/08/2022 | 713545 | EDUCATIONAL SERVICE CENTER OF NE OH | \$200.00 |
| 12/08/2022 | 713546 | ELECTRICAL APPLIANCE REPAIR | \$81.00 |
| 12/08/2022 | 713547 | ESC OF MEDINA COUNTY | \$2,860.42 |
| 12/08/2022 | 713548 | FAMOUS DISTRIBUTION INC. | \$649.14 |
| 12/08/2022 | 713549 | FASTENAL COMPANY | \$795.32 |
| 12/08/2022 | 713550 | FLINN SCIENTIFIC INC. | \$225.51 |
| 12/08/2022 | 713551 | GAME ONE | \$280.00 |

Medina City Schools

Check Register for December 2022

1/12/23

10:21 AM

| Check Date | Check Number | Vendor Name | Transaction Amount |
|------------|--------------|------------------------------------|--------------------|
| 12/08/2022 | 713552 | GORDON FOOD SERVICE | \$126.62 |
| 12/08/2022 | 713553 | GRAINGER SUPPLY CO | \$1,808.49 |
| 12/08/2022 | 713554 | GREAT LAKES BIOMEDICAL LLC | \$322.00 |
| 12/08/2022 | 713555 | MEDINA AREA CHAMBER OF COMMERCE | \$50.00 |
| 12/08/2022 | 713556 | HEALTHCARE BILLING SERVICES | \$1,850.11 |
| 12/08/2022 | 713557 | HERSHEY CREAMERY CO | \$272.97 |
| 12/08/2022 | 713558 | HOBART SALES & SERV., HMR INNOTECH | \$1,304.20 |
| 12/08/2022 | 713559 | HOUSE OF FLOWERS BOUTIQUE | \$100.00 |
| 12/08/2022 | 713560 | HUDSON CITY SCHOOL DISTRICT | \$440.00 |
| 12/08/2022 | 713561 | JOHNSTONE SUPPLY | \$43.24 |
| 12/08/2022 | 713562 | JW PEPPER & SON, INC. | \$45.00 |
| 12/08/2022 | 713563 | KINGS III EMERGENCY COMMUNICATIONS | \$274.19 |
| 12/08/2022 | 713564 | LAKESHORE EQUIPMENT COMPANY | \$167.87 |
| 12/08/2022 | 713565 | LEARNWELL | \$179.55 |
| 12/08/2022 | 713566 | LEPPO INC. | \$227.28 |
| 12/08/2022 | 713567 | LUKE BRILL | \$877.50 |
| 12/08/2022 | 713568 | MACK'S INC. | \$806.40 |
| 12/08/2022 | 713569 | MARS ELECTRIC CO. | \$3.09 |
| 12/08/2022 | 713570 | MCS FOOD SERVICE DEPT. | \$83.62 |
| 12/08/2022 | 713571 | MEDINA HARDWARE INC | \$292.51 |
| 12/08/2022 | 713572 | MEDINA SENIOR HIGH SCHOOL | \$454.62 |
| 12/08/2022 | 713573 | MEDINA SIGNS, INC. | \$12,932.27 |
| 12/08/2022 | 713574 | MIDLAND HARDWARE COMPANY | \$171.00 |
| 12/08/2022 | 713575 | ZIP MEDICAL SUPPLIES, LLC. | \$531.80 |
| 12/08/2022 | 713576 | NAEIR | \$259.25 |
| 12/08/2022 | 713577 | NORTHEAST OHIO NETWORK FOR TEC. | \$508.15 |
| 12/08/2022 | 713578 | ALFRED NICKLES BAKERY INC | \$806.96 |
| 12/08/2022 | 713579 | NORTH GATEWAY TIRE CO INC | \$398.15 |
| 12/08/2022 | 713580 | OHIO STATE BAR ASSOCIATION | \$247.00 |
| 12/08/2022 | 713581 | OHSAA FOUNDATION | \$500.00 |
| 12/08/2022 | 713582 | OTC BRANDS INC | \$100.93 |
| 12/08/2022 | 713583 | P & A ADMINISTRATIVE SERVICES | \$72.00 |
| 12/08/2022 | 713584 | PLAYHOUSE SQUARE FOUNDATION | \$45.00 |

Medina City Schools

Check Register for December 2022

1/12/23

10:21 AM

| Check Date | Check Number | Vendor Name | Transaction Amount |
|------------|--------------|------------------------------------|--------------------|
| 12/08/2022 | 713585 | REA & ASSOCIATES INC | \$1,000.00 |
| 12/08/2022 | 713586 | RUMPKE OF OHIO INC | \$1,523.28 |
| 12/08/2022 | 713587 | SCHOLASTIC BOOK FAIRS | \$361.00 |
| 12/08/2022 | 713588 | SCOTT SCRIVEN LLP | \$5,187.50 |
| 12/08/2022 | 713589 | SCRUBBER CITY INC | \$426.46 |
| 12/08/2022 | 713590 | SOCCER POST | \$315.00 |
| 12/08/2022 | 713591 | SOUTHEASTERN EQUIPMENT CO INC | \$1,104.46 |
| 12/08/2022 | 713592 | STACY MOORMAN | \$90.00 |
| 12/08/2022 | 713593 | SWEETWATER SOUND, LLC | \$434.97 |
| 12/08/2022 | 713594 | TRACY BROWN | \$320.00 |
| 12/08/2022 | 713595 | UNITED RENTALS (N AMERICA) INC | \$1,250.00 |
| 12/08/2022 | 713596 | UNITY SCHOOL BUS PARTS INC. | \$124.95 |
| 12/08/2022 | 713597 | VALORE'S TRUCK PAINTING & BODY CO. | \$8,377.29 |
| 12/08/2022 | 713598 | W W WILLIAMS COMPANY LLC | \$170.25 |
| 12/08/2022 | 713599 | WARD'S SCIENCE | \$411.06 |
| 12/08/2022 | 713600 | WELLINGTON IMPLEMENT CO. INC. | \$88.44 |
| 12/08/2022 | 713601 | WOLFF BROS. SUPPLY INC. | \$316.85 |
| 12/08/2022 | V713473 | CINTAS CORPORATION (V-CARD) | \$1,418.03 |
| 12/08/2022 | V713474 | FOLLETT SCHOOL SOLUTIONS (V-CARD) | \$1,937.74 |
| 12/08/2022 | V713475 | POINT SPRING & DRIVESHAFT (V-CARD) | \$606.79 |
| 12/08/2022 | V713478 | AIRGAS USA LLC | \$175.75 |
| 12/08/2022 | V713479 | ALAN T ROLAND | \$420.00 |
| 12/08/2022 | V713481 | AMAZON.COM | \$2,367.08 |
| 12/08/2022 | V713482 | ANTHONY BELSITO | \$1,200.00 |
| 12/08/2022 | V713483 | BLUUM OF TEXAS, LLC | \$1,808.00 |
| 12/08/2022 | V713484 | NEW DAIRY HOLDCO, LLC. | \$3,374.55 |
| 12/08/2022 | V713485 | BSN SPORTS LLC | \$59.36 |
| 12/08/2022 | V713486 | CDWG | \$273.60 |
| 12/08/2022 | V713487 | CHRISTIA MATTEY | \$1,755.00 |
| 12/08/2022 | V713488 | CHRISTOPHER BRINK | \$400.00 |
| 12/08/2022 | V713489 | DAWN PROKOP | \$1,110.00 |
| 12/08/2022 | V713490 | DISCOUNT SCHOOL SUPPLY | \$128.48 |
| 12/08/2022 | V713491 | EASY GRAPHICS CORP | \$2,508.00 |

Medina City Schools

Check Register for December 2022

1/12/23

10:21 AM

| Check Date | Check Number | Vendor Name | Transaction Amount |
|------------|--------------|-------------------------------------|--------------------|
| 12/08/2022 | V713492 | EDWARD P. MEYERS | \$60.00 |
| 12/08/2022 | V713493 | ARLISS MICHELLE EIERDAM | \$80.00 |
| 12/08/2022 | V713494 | GABRIELE KNAFLICH | \$1,280.00 |
| 12/08/2022 | V713495 | GOPHER SPORT | \$1,774.31 |
| 12/08/2022 | V713496 | CHRISTINA R HAMMAN | \$26.63 |
| 12/08/2022 | V713497 | IAN BAKER | \$160.00 |
| 12/08/2022 | V713498 | IXL LEARNING INC. | \$449.00 |
| 12/08/2022 | V713499 | JAMES W. TIGHE | \$400.00 |
| 12/08/2022 | V713500 | JOSEPH ASSION | \$200.00 |
| 12/08/2022 | V713501 | JOSHEN PAPER & PACKAGING CO. | \$1,189.82 |
| 12/08/2022 | V713502 | KELE, INC. | \$362.72 |
| 12/08/2022 | V713503 | MARTIN PUBLIC SEATING LLC | \$270.00 |
| 12/08/2022 | V713504 | MCMASTER-CARR SUPPLY COMPANY | \$89.51 |
| 12/08/2022 | V713505 | MICHAEL L WESNER | \$4,304.68 |
| 12/08/2022 | V713506 | MUSIC AND ARTS | \$130.00 |
| 12/08/2022 | V713507 | MYRA L BOWYER | \$120.00 |
| 12/08/2022 | V713508 | NICHOLAS BRANDON MACLARREN | \$1,060.00 |
| 12/08/2022 | V713509 | JESSICA LYNN NIEMANTSVERDIET | \$45.72 |
| 12/08/2022 | V713510 | ORLO AUTO PARTS INC | \$432.86 |
| 12/08/2022 | V713511 | PETERS KALAIL & MARKAKIS CO | \$814.00 |
| 12/08/2022 | V713512 | STANISLAV PROKORAT | \$21.75 |
| 12/08/2022 | V713513 | QUADIENT LEASING USA, INC. | \$937.35 |
| 12/08/2022 | V713514 | QUILL CORPORATION | \$109.01 |
| 12/08/2022 | V713515 | REINHARDT SUPPLY COMPANY | \$7,209.17 |
| 12/08/2022 | V713516 | SAVVAS LEARNING COMPANY LLC | \$1,215.00 |
| 12/08/2022 | V713517 | SCHOOL SPECIALTY, LLC. | \$466.86 |
| 12/08/2022 | V713518 | SENDERO THERAPIES INC. | \$77,632.88 |
| 12/08/2022 | V713519 | SIMPLE SOLUTIONS LEARNING (V-CARD) | \$616.00 |
| 12/08/2022 | V713520 | STANTON'S SHEET MUSIC INC | \$284.75 |
| 12/08/2022 | V713521 | TARA LOCHER | \$70.00 |
| 12/08/2022 | V713522 | TECHNOLOGY ENGINEERING GROUP, LLC | \$9,942.50 |
| 12/08/2022 | V713523 | TRANSPORTATION ACCESSORIES CO, INC. | \$450.00 |
| 12/08/2022 | V713524 | USA CUSTOM APPAREL LLC | \$811.50 |

Medina City Schools

Check Register for December 2022

1/12/23

10:21 AM

| Check Date | Check Number | Vendor Name | Transaction Amount |
|---------------------------|--------------|---------------------------------|---------------------|
| 12/08/2022 | V714799 | MEMO-CAPITAL ONE | \$28,892.88 |
| 12/08/2022 - Total | | | \$264,950.58 |
| 12/09/2022 | V714790 | OHIO DEPT OF ED - MEMO CK | \$14,258.12 |
| 12/09/2022 - Total | | | \$14,258.12 |
| 12/12/2022 | V714658 | MEMO - MEDICAL MUTUAL | \$210,636.42 |
| 12/12/2022 - Total | | | \$210,636.42 |
| 12/15/2022 | 714634 | ADORAMA INC. | \$829.75 |
| 12/15/2022 | 714635 | AKRON CHILDRENS HOSPITAL | \$81,494.55 |
| 12/15/2022 | 714636 | APPLE INC. | \$35,342.00 |
| 12/15/2022 | 714637 | BOYERT INC. | \$316.00 |
| 12/15/2022 | 714638 | BUZZARD TOOLS LLC | \$42.99 |
| 12/15/2022 | 714639 | CAFETERIA-PEPSI COLA ORDERS | \$426.23 |
| 12/15/2022 | 714640 | CITY OF MEDINA (WATER DEPT.) | \$14,152.02 |
| 12/15/2022 | 714641 | COCA COLA BOTTLING CO CSLDT | \$672.08 |
| 12/15/2022 | 714642 | CREATIVE MATHEMATICS | \$35.00 |
| 12/15/2022 | 714643 | CRISIS PREVENTON INST INC. | \$200.00 |
| 12/15/2022 | 714644 | ELECTRICAL APPLIANCE REPAIR | \$183.00 |
| 12/15/2022 | 714645 | EMILY HUNSUCKER | \$3,094.26 |
| 12/15/2022 | 714646 | GRAINGER SUPPLY CO | \$200.45 |
| 12/15/2022 | 714647 | HERSHEY CREAMERY CO | \$1,448.11 |
| 12/15/2022 | 714648 | JUDITH R GREEN | \$125.00 |
| 12/15/2022 | 714649 | MCS FOOD SERVICE DEPT. | \$69.82 |
| 12/15/2022 | 714650 | MUSIC IS ELEMENTARY | \$204.90 |
| 12/15/2022 | 714651 | ALFRED NICKLES BAKERY INC | \$265.22 |
| 12/15/2022 | 714652 | OHIO EDISON COMPANY | \$48,830.54 |
| 12/15/2022 | 714653 | OTC BRANDS INC | \$46.86 |
| 12/15/2022 | 714654 | SCHOLASTIC BOOK FAIRS | \$823.85 |
| 12/15/2022 | 714655 | TALBERT'S COMMERCIAL PRODUCTS | \$230.64 |
| 12/15/2022 | 714656 | VERIZON WIRELESS | \$82.68 |
| 12/15/2022 | V714614 | AIR RITE SERVICES, INC (V-CARD) | \$1,335.00 |
| 12/15/2022 | V714615 | CINTAS CORPORATION (V-CARD) | \$407.55 |
| 12/15/2022 | V714616 | AMAZON.COM | \$1,658.17 |
| 12/15/2022 | V714617 | ANTHONY BELSITO | \$500.00 |

Medina City Schools Check Register for December 2022

1/12/23

10:21 AM

| Check Date | Check Number | Vendor Name | Transaction Amount |
|---------------------------|--------------|-------------------------------------|---------------------|
| 12/15/2022 | V714618 | NEW DAIRY HOLDCO, LLC. | \$2,721.16 |
| 12/15/2022 | V714619 | CLEVELAND CLINIC CENTER | \$31,184.16 |
| 12/15/2022 | V714620 | DAWN PROKOP | \$1,512.38 |
| 12/15/2022 | V714621 | ENTERPRISE FM TRUST | \$8,432.75 |
| 12/15/2022 | V714622 | ESC OF MEDINA COUNTY | \$59,706.92 |
| 12/15/2022 | V714623 | BETHANY LEE HILLS | \$26.50 |
| 12/15/2022 | V714624 | JOSHEN PAPER & PACKAGING CO. | \$211.51 |
| 12/15/2022 | V714625 | LLA THERAPY, LLC. | \$37,627.50 |
| 12/15/2022 | V714626 | MEDCO SUPPLY | \$93.73 |
| 12/15/2022 | V714627 | MUSIC AND ARTS | \$270.00 |
| 12/15/2022 | V714628 | NEW STORY SCHOOLS OF OHIO | \$225.00 |
| 12/15/2022 | V714629 | SCHOOL SPECIALTY, LLC. | \$20.60 |
| 12/15/2022 | V714630 | SHELLEY A. MACK | \$752.50 |
| 12/15/2022 | V714631 | GLEN L STACHO | \$22.38 |
| 12/15/2022 | V714632 | TARA LOCHER | \$140.00 |
| 12/15/2022 | V714633 | TOTAL EDUCATION SOLUTIONS, INC. | \$8,455.30 |
| 12/15/2022 | V714657 | GORDON FOOD SERVICE | \$12,686.50 |
| 12/15/2022 - Total | | | \$357,105.56 |
| 12/16/2022 | 714603 | F.C.P.E | \$143.00 |
| 12/16/2022 | 714604 | KIDS FIRST | \$12.00 |
| 12/16/2022 | 714605 | OAPSE | \$4,359.56 |
| 12/16/2022 | 714606 | KEITH L RUCINSKI, CHAPTER 13 TRSTEE | \$1,638.00 |
| 12/16/2022 | 714607 | OHIO EDUCATION ASSOCIATION | \$360.49 |
| 12/16/2022 | 714608 | PEOPLE QUALIFIED COMMITTEE | \$23.12 |
| 12/16/2022 | V714590 | MEMO-FLEXSAVE | \$12,399.81 |
| 12/16/2022 | V714591 | MEDINA CITY SCHOOLS FOUNDATION | \$69.00 |
| 12/16/2022 | V714592 | MEMO - SERS - BOARD | \$67,358.62 |
| 12/16/2022 | V714593 | MEMO - STRS - BOARD | \$253,013.91 |
| 12/16/2022 | V714594 | MEMO -EFTPS - TAXES | \$274,610.71 |
| 12/16/2022 | V714595 | MEMO -MEDINA CITY SCHOOLS | \$475,856.69 |
| 12/16/2022 | V714596 | MEMO --S E R S - EMPLOYEE | \$48,610.69 |
| 12/16/2022 | V714597 | MEMO --S T R S - EMPLOYEE | \$264,653.29 |
| 12/16/2022 | V714598 | OHIO BUSINESS GATEWAY | \$53,241.23 |

Medina City Schools Check Register for December 2022

1/12/23

10:21 AM

| Check Date | Check Number | Vendor Name | Transaction Amount |
|---------------------------|--------------|------------------------------------|-----------------------|
| 12/16/2022 | V714599 | OHIO CHILD SUPPORT PAYMENT CENTRAL | \$544.08 |
| 12/16/2022 | V714600 | MEMO - OMNI | \$45,473.21 |
| 12/16/2022 | V714601 | TRUSTMARK VOLUNTARY BENEFITS | \$1,738.76 |
| 12/16/2022 | V714602 | UNITED WAY MEDINA & SUMMIT CO | \$93.16 |
| 12/16/2022 - Total | | | \$1,504,199.33 |
| 12/19/2022 | V715840 | MEMO - MEDICAL MUTUAL | \$124,055.20 |
| 12/19/2022 - Total | | | \$124,055.20 |
| 12/21/2022 | V714788 | GORDON FOOD SERVICE | \$6,036.35 |
| 12/21/2022 | V715842 | ARBITERPAY TRUST ACCOUNT | \$4,500.00 |
| 12/21/2022 - Total | | | \$10,536.35 |
| 12/22/2022 | 714717 | A&N RESTAURANT EQUIPMENT | \$21,933.20 |
| 12/22/2022 | 714718 | ADLER TEAM SPORTS | \$276.00 |
| 12/22/2022 | 714719 | AGM ENERGY SERVICES, LLC | \$17,561.91 |
| 12/22/2022 | 714720 | A-KOBAC CONTAINER COMPANY INC. | \$54.20 |
| 12/22/2022 | 714721 | AKRON CHILDRENS HOSPITAL | \$38,423.35 |
| 12/22/2022 | 714722 | ASSOC. FOR MIDDLE LEVEL EDUCATION | \$57.98 |
| 12/22/2022 | 714723 | ARBOR SCIENTIFIC | \$510.39 |
| 12/22/2022 | 714724 | ARKAY FLORALS - FLOWER GALLERY | \$46.00 |
| 12/22/2022 | 714725 | ARMSTRONG UTILITIES INC. | \$149.95 |
| 12/22/2022 | 714726 | ASCA | \$378.00 |
| 12/22/2022 | 714727 | BORGMAN ATHLETICS GROUP LLC | \$1,650.00 |
| 12/22/2022 | 714728 | BRIAN W. BARNES & CO. INC. | \$1,250.00 |
| 12/22/2022 | 714729 | BUEHLER'S FRESH FOODS | \$82.43 |
| 12/22/2022 | 714730 | CAFETERIA-PEPSI COLA ORDERS | \$958.78 |
| 12/22/2022 | 714731 | CATHARINE M FAFRAK | \$650.00 |
| 12/22/2022 | 714732 | CAVALIERS HOLDINGS LLC | \$4,500.00 |
| 12/22/2022 | 714733 | CITY OF MEDINA (WATER DEPT.) | \$70.54 |
| 12/22/2022 | 714734 | CITY OF MEDINA (CIVIL SERVICE) | \$48,128.92 |
| 12/22/2022 | 714735 | CLAIRE MICHELLE BRILL | \$1,206.00 |
| 12/22/2022 | 714736 | CLEVELAND CLINIC ATWORK | \$180.00 |
| 12/22/2022 | 714737 | COCA COLA BOTTLING CO CSLDT | \$1,467.88 |
| 12/22/2022 | 714738 | COLUMBIA GAS OF OHIO INC | \$6,947.56 |
| 12/22/2022 | 714739 | CROWN TROPHY OF MEDINA | \$1,879.95 |

Medina City Schools

Check Register for December 2022

1/12/23

10:21 AM

| Check Date | Check Number | Vendor Name | Transaction Amount |
|------------|--------------|-------------------------------------|--------------------|
| 12/22/2022 | 714740 | DOMINICS PIZZA & JO JO'S BAR | \$667.14 |
| 12/22/2022 | 714741 | EDULASTIC | \$100.00 |
| 12/22/2022 | 714742 | ENHANCED FITNESS AND PERFORMANCE | \$135.00 |
| 12/22/2022 | 714743 | ETIENNE MASSICOTTE | \$70.00 |
| 12/22/2022 | 714744 | EXIT56PUBLICATIONS | \$190.00 |
| 12/22/2022 | 714745 | FLINN SCIENTIFIC INC. | \$45.34 |
| 12/22/2022 | 714746 | FRAZIER BEHAVIORAL HEALTH | \$1,192.50 |
| 12/22/2022 | 714747 | GALLEY PRINTING INC. | \$223.00 |
| 12/22/2022 | 714748 | GORDON FOOD SERVICE | \$293.22 |
| 12/22/2022 | 714749 | GREAT DAY! TOURS & CHARTER BUS SERV | \$6,975.00 |
| 12/22/2022 | 714750 | GREAT LAKES BIOMEDICAL LLC | \$667.00 |
| 12/22/2022 | 714751 | HIGHLAND HIGH SCHOOL - DO NOT USE | \$250.00 |
| 12/22/2022 | 714752 | HOME DEPOT CREDIT SERVICES | \$960.61 |
| 12/22/2022 | 714753 | HOUSE OF FLOWERS BOUTIQUE | \$310.00 |
| 12/22/2022 | 714754 | ICANDI GRAPHICS, LLC | \$245.00 |
| 12/22/2022 | 714755 | IMMIX MARKETING | \$2,125.00 |
| 12/22/2022 | 714756 | IRENE H. BUTTER | \$300.00 |
| 12/22/2022 | 714757 | JEFFERS HANDBELL SUPPLY INC | \$56.00 |
| 12/22/2022 | 714758 | LEARNWELL | \$359.12 |
| 12/22/2022 | 714759 | MACGILL DISCOUNT NURSE SUPPLY | \$384.07 |
| 12/22/2022 | 714760 | MACKIN BOOK COMPANY | \$1,127.04 |
| 12/22/2022 | 714761 | MATH LEARNING CENTER | \$150.00 |
| 12/22/2022 | 714762 | MCS FOOD SERVICE DEPT. | \$160.88 |
| 12/22/2022 | 714763 | MEDINA CITY SCHOOLS | \$78,980.00 |
| 12/22/2022 | 714764 | MEDINA CITY SCHOOLS - BUSINESS DEPT | \$519.54 |
| 12/22/2022 | 714765 | MEDINA COUNTY BOARD OF DD. | \$3,978.00 |
| 12/22/2022 | 714766 | MEDINA COUNTY SOLID WASTE DIST | \$113.95 |
| 12/22/2022 | 714767 | MONTVILLE POLICE DEPARTMENT | \$364.00 |
| 12/22/2022 | 714768 | MUSIC IS ELEMENTARY | \$119.84 |
| 12/22/2022 | 714769 | MUSKINGUM UNIVERSITY | \$120.00 |
| 12/22/2022 | 714770 | NATIONAL SPEECH & DEBATE ASSOC | \$40.00 |
| 12/22/2022 | 714771 | NICHOLE SZYDLO | \$260.00 |
| 12/22/2022 | 714772 | ALFRED NICKLES BAKERY INC | \$585.76 |

Medina City Schools

Check Register for December 2022

1/12/23

10:21 AM

| Check Date | Check Number | Vendor Name | Transaction Amount |
|------------|--------------|------------------------------------|--------------------|
| 12/22/2022 | 714773 | OHIO EDISON COMPANY | \$590.60 |
| 12/22/2022 | 714774 | OHIO SCHOOL BOARDS ASSOC | \$2,100.00 |
| 12/22/2022 | 714775 | OTC BRANDS INC | \$600.97 |
| 12/22/2022 | 714776 | PIONEER DRAMA SERVICE INC | \$350.30 |
| 12/22/2022 | 714777 | PLAYHOUSE SQUARE FOUNDATION | \$800.00 |
| 12/22/2022 | 714778 | PRO-ED INC. | \$752.40 |
| 12/22/2022 | 714779 | REALLY GOOD STUFF LLC | \$1,147.61 |
| 12/22/2022 | 714780 | SARGENT-WELCH LLC | \$265.63 |
| 12/22/2022 | 714781 | SCRUBBER CITY INC | \$488.85 |
| 12/22/2022 | 714782 | STEPHANIE M. BOWLIN | \$347.50 |
| 12/22/2022 | 714783 | SMILES FOR SOPHIE FOREVER | \$400.00 |
| 12/22/2022 | 714784 | STERLING PAPER CO | \$263.85 |
| 12/22/2022 | 714785 | US BANK EQUIPMENT FINANCE | \$250.00 |
| 12/22/2022 | 714786 | WARD'S SCIENCE | \$144.30 |
| 12/22/2022 | 714787 | WRAPAROUND EXPERTS, LLC | \$3,960.00 |
| 12/22/2022 | V714661 | CINTAS CORPORATION (V-CARD) | \$491.41 |
| 12/22/2022 | V714662 | GARDINER SERVICE COMPANY (V-CARD) | \$1,733.40 |
| 12/22/2022 | V714663 | POINT SPRING & DRIVESHAFT (V-CARD) | \$8,489.30 |
| 12/22/2022 | V714664 | A SIGN ABOVE INC. | \$225.00 |
| 12/22/2022 | V714665 | ABC THERAPY, LTD | \$19,682.75 |
| 12/22/2022 | V714666 | ACA TRACK LLC. | \$1,336.00 |
| 12/22/2022 | V714667 | ACHIEVEMENT ADVANTAGE | \$3,000.00 |
| 12/22/2022 | V714668 | AIRGAS USA LLC | \$25.58 |
| 12/22/2022 | V714669 | ALAN T ROLAND | \$240.00 |
| 12/22/2022 | V714672 | AMAZON.COM | \$6,203.38 |
| 12/22/2022 | V714673 | ANTHONY BELSITO | \$835.00 |
| 12/22/2022 | V714674 | BLICK ART MATERIALS LLC | \$1,263.67 |
| 12/22/2022 | V714675 | ANDREW L BRENNER | \$65.50 |
| 12/22/2022 | V714676 | BRICKER & ECKLER LLP | \$2,974.50 |
| 12/22/2022 | V714677 | BSN SPORTS LLC | \$356.40 |
| 12/22/2022 | V714678 | KRISTINA M CASSIDY | \$485.88 |
| 12/22/2022 | V714679 | DAVID M CHAMBERS | \$19.57 |
| 12/22/2022 | V714680 | CHRISTIA MATTEY | \$1,620.00 |

Medina City Schools

Check Register for December 2022

1/12/23

10:21 AM

| Check Date | Check Number | Vendor Name | Transaction Amount |
|------------|--------------|---------------------------------|--------------------|
| 12/22/2022 | V714681 | DAWN PROKOP | \$1,401.38 |
| 12/22/2022 | V714682 | DE LAGE LANDEN FINANCIAL | \$1,656.08 |
| 12/22/2022 | V714683 | RONALD A DOUGLAS | \$23.19 |
| 12/22/2022 | V714684 | TIFFANY IRENE EMERSON-KOSMAN | \$65.82 |
| 12/22/2022 | V714685 | FBN SYSTEMS INC. | \$225.00 |
| 12/22/2022 | V714686 | RONDA MICHELLE FRENCH | \$33.25 |
| 12/22/2022 | V714687 | GOODWILL INDUSTRIES AKRON INC | \$4,335.00 |
| 12/22/2022 | V714688 | CHRISTINA R HAMMAN | \$141.00 |
| 12/22/2022 | V714689 | MARCIE R HENNING | \$119.07 |
| 12/22/2022 | V714690 | BETHANY LEE HILLS | \$106.00 |
| 12/22/2022 | V714691 | INTEGRITY SPORT TEAM SALES, LLC | \$912.00 |
| 12/22/2022 | V714692 | JAMES W. TIGHE | \$240.00 |
| 12/22/2022 | V714693 | JOSEPH CALABRESE | \$120.00 |
| 12/22/2022 | V714694 | CYNTHIA MONNETTE KUICK | \$60.69 |
| 12/22/2022 | V714695 | LORI S KELLY | \$1,953.00 |
| 12/22/2022 | V714696 | MICHAEL L WESNER | \$2,571.00 |
| 12/22/2022 | V714697 | ANGELA LYNN MORMAN | \$20.63 |
| 12/22/2022 | V714698 | MYRA L BOWYER | \$120.00 |
| 12/22/2022 | V714699 | NCS PEARSON, INC. | \$584.14 |
| 12/22/2022 | V714700 | NEW STORY SCHOOLS OF OHIO | \$8,123.50 |
| 12/22/2022 | V714701 | NICHOLAS BRANDON MACLARREN | \$380.00 |
| 12/22/2022 | V714702 | SHARON L OLTERS DORF | \$51.25 |
| 12/22/2022 | V714703 | PETERS KALAIL & MARKAKIS CO | \$808.50 |
| 12/22/2022 | V714704 | PSI AFFILIATES INC. | \$14,285.85 |
| 12/22/2022 | V714705 | KRISTINE M QUALLICH | \$425.00 |
| 12/22/2022 | V714706 | QUILL CORPORATION | \$419.90 |
| 12/22/2022 | V714707 | SCHOOL SPECIALTY, LLC. | \$405.14 |
| 12/22/2022 | V714708 | SHAR MUSIC | \$53.90 |
| 12/22/2022 | V714709 | DANIEL JOSEPH SMITH | \$19.50 |
| 12/22/2022 | V714710 | SPHERO INC | \$6,423.01 |
| 12/22/2022 | V714711 | SPORTSWORLD | \$456.00 |
| 12/22/2022 | V714712 | SARAH E STEVENS | \$23.18 |
| 12/22/2022 | V714713 | TARA LOCHER | \$540.00 |

Medina City Schools

Check Register for December 2022

1/12/23

10:21 AM

| Check Date | Check Number | Vendor Name | Transaction Amount |
|---------------------------|--------------|-------------------------------------|---------------------|
| 12/22/2022 | V714714 | USA MOBILE DRUG TESTING | \$286.50 |
| 12/22/2022 | V714715 | VINSON GROUP LLC | \$2,575.00 |
| 12/22/2022 | V714716 | WEST MUSIC COMPANY INC | \$3,061.80 |
| 12/22/2022 - Total | | | \$364,964.68 |
| 12/23/2022 | V714789 | OHIO DEPT OF ED - MEMO CK | \$13,883.36 |
| 12/23/2022 - Total | | | \$13,883.36 |
| 12/27/2022 | V715770 | SYSCO CLEVELAND INC | \$66,516.07 |
| 12/27/2022 | V715841 | MEMO - MEDICAL MUTUAL | \$245,865.78 |
| 12/27/2022 - Total | | | \$312,381.85 |
| 12/29/2022 | 715787 | CENTRAL COLLECTION AGENCY | \$171.65 |
| 12/29/2022 | 715788 | CITY OF AKRON | \$442.64 |
| 12/29/2022 | 715789 | CITY OF BRUNSWICK | \$341.30 |
| 12/29/2022 | 715790 | CITY OF LAKEWOOD | \$312.83 |
| 12/29/2022 | 715791 | F.C.P.E | \$143.00 |
| 12/29/2022 | 715792 | KIDS FIRST | \$12.00 |
| 12/29/2022 | 715793 | OAPSE | \$4,299.45 |
| 12/29/2022 | 715794 | KEITH L RUCINSKI, CHAPTER 13 TRSTEE | \$1,638.00 |
| 12/29/2022 | 715795 | OHIO EDUCATION ASSOCIATION | \$360.49 |
| 12/29/2022 | 715796 | PEOPLE QUALIFIED COMMITTEE | \$23.12 |
| 12/29/2022 | 715797 | R.I.T.A. | \$82,626.52 |
| 12/29/2022 | 715798 | ADVANCE AUTO PARTS | \$32.55 |
| 12/29/2022 | 715799 | AGM ENERGY SERVICES, LLC | \$264,939.59 |
| 12/29/2022 | 715800 | APP GARDEN LLC | \$4,680.00 |
| 12/29/2022 | 715801 | ARMSTRONG UTILITIES INC. | \$299.35 |
| 12/29/2022 | 715802 | AUSTINTOWN-FITCH HIGH SCHOOL | \$200.00 |
| 12/29/2022 | 715803 | BELLEFAIRE JEWISH CHILDREN'S | \$7,949.70 |
| 12/29/2022 | 715804 | CARDINAL BUS SALES & SERV INC | \$669.10 |
| 12/29/2022 | 715805 | COLUMBIA GAS OF OHIO INC | \$58.47 |
| 12/29/2022 | 715806 | COMDOC INC | \$3,414.47 |
| 12/29/2022 | 715807 | CUNNINGHAM PAVING COMPANY | \$39,345.00 |
| 12/29/2022 | 715808 | DELL MARKETING LP | \$908.59 |
| 12/29/2022 | 715809 | EDUCATIONAL SERVICE CENTER OF NE OH | \$40,192.00 |
| 12/29/2022 | 715810 | MARLINGTON HIGH SCHOOL | \$175.00 |

Medina City Schools Check Register for December 2022

1/12/23

10:21 AM

| Check Date | Check Number | Vendor Name | Transaction Amount |
|------------|--------------|------------------------------------|--------------------|
| 12/29/2022 | 715811 | MEDINA COUNTY SANITARY | \$1,762.86 |
| 12/29/2022 | 715812 | ZIP MEDICAL SUPPLIES, LLC. | \$261.00 |
| 12/29/2022 | 715813 | NANCY MYERS -PETTY CASHIER | \$246.27 |
| 12/29/2022 | 715814 | NORTH COAST WINDOW SOLUTIONS, LLC | \$3,909.00 |
| 12/29/2022 | 715815 | OHIO EDISON COMPANY | \$16,795.43 |
| 12/29/2022 | 715816 | OHIO PAVING & CONSTRUCTION | \$46,608.85 |
| 12/29/2022 | 715817 | OHIO SCHOOLS COUNCIL | \$9,302.69 |
| 12/29/2022 | 715818 | OVERDRIVE INC | \$438.00 |
| 12/29/2022 | 715819 | PROFESSIONAL ROOFING SERVICE INC. | \$13,503.70 |
| 12/29/2022 | 715820 | SCOTT SCRIVEN LLP | \$220.50 |
| 12/29/2022 | 715821 | SUBURBAN SCHOOL TRANSPORTATION | \$76,027.52 |
| 12/29/2022 | 715822 | TAYLOR CONSULTING GROUP | \$1,385.00 |
| 12/29/2022 | 715823 | TRECA DIGITAL ACADEMY | \$7,125.00 |
| 12/29/2022 | 715824 | UNIVERSITY OF OREGON | \$500.00 |
| 12/29/2022 | 715825 | VALERIE PURTILO | \$498.75 |
| 12/29/2022 | 715826 | XEROX FINANCIAL SERVICES LLC | \$11,517.00 |
| 12/29/2022 | V715771 | MEMO-FLEXSAVE | \$12,399.81 |
| 12/29/2022 | V715772 | MEDINA CITY SCHOOLS FOUNDATION | \$69.00 |
| 12/29/2022 | V715773 | MEDINA CITY TEACHERS ASSOC | \$39,131.90 |
| 12/29/2022 | V715774 | MEMO - SERS - BOARD | \$62,072.01 |
| 12/29/2022 | V715775 | MEMO - STRS - BOARD | \$246,346.38 |
| 12/29/2022 | V715776 | MEMO -EFTPS - TAXES | \$265,556.24 |
| 12/29/2022 | V715777 | MEMO -MEDINA CITY SCHOOLS | \$2,632.89 |
| 12/29/2022 | V715778 | MEMO --S E R S - EMPLOYEE | \$44,688.85 |
| 12/29/2022 | V715779 | MEMO --S T R S - EMPLOYEE | \$257,582.74 |
| 12/29/2022 | V715780 | OHIO BUSINESS GATEWAY | \$52,173.82 |
| 12/29/2022 | V715781 | OHIO CHILD SUPPORT PAYMENT CENTRAL | \$544.08 |
| 12/29/2022 | V715782 | MEMO - OMNI | \$45,309.87 |
| 12/29/2022 | V715783 | SCHOOL DISTRICT INCOME TAX | \$5,490.25 |
| 12/29/2022 | V715784 | TRUSTMARK VOLUNTARY BENEFITS | \$1,738.76 |
| 12/29/2022 | V715785 | UNITED WAY MEDINA & SUMMIT CO | \$93.04 |
| 12/29/2022 | V715786 | WORKERS COMP MEMO | \$19,528.72 |
| 12/29/2022 | V715827 | AMAZON.COM | \$503.96 |

Medina City Schools Check Register for December 2022

1/12/23

10:21 AM

| Check Date | Check Number | Vendor Name | Transaction Amount |
|---------------------------|--------------|----------------------------------|------------------------|
| 12/29/2022 | V715828 | ENVIRONMENTAL DESIGN GROUP, LLC. | \$7,365.15 |
| 12/29/2022 | V715829 | ESC OF MEDINA COUNTY | \$60,891.42 |
| 12/29/2022 | V715830 | MARTIN PUBLIC SEATING LLC | \$4,574.40 |
| 12/29/2022 | V715831 | MCMASTER-CARR SUPPLY COMPANY | \$71.79 |
| 12/29/2022 | V715832 | QUADIENT FINANCE USA, INC | \$4,000.00 |
| 12/29/2022 | V715833 | QUADIENT, INC | \$140.60 |
| 12/29/2022 | V715834 | SUMMIT COUNTY ESC | \$2,832.50 |
| 12/29/2022 | V715836 | MEMO MET LIFE INSURANCE | \$54,920.28 |
| 12/29/2022 - Total | | | \$1,833,994.85 |
| 12/30/2022 | V715835 | MEMO - BUREAU WORK COMP | \$3,270.23 |
| 12/30/2022 | V715843 | MEMO - P & A ADMINISTRATIVE | \$22,007.09 |
| 12/30/2022 - Total | | | \$25,277.32 |
| Overall - Total | | | \$10,482,438.53 |

| Fiscal Year | Fund - Expledger | Function First Two Digits | Fiscal Year Budgeted Amount | % Expensed | Fiscal Year Expense Amount | Fiscal Year Encumbrance Amount | Balance |
|-------------|------------------|---------------------------|-----------------------------|------------|----------------------------|--------------------------------|-----------------|
| 23 | 0010000 | 1100 | \$1,436,426.59 | 0.00445753 | \$6,401.13 | \$0.00 | \$1,429,625.46 |
| 23 | 0010000 | 1100 | \$18,106,511.63 | 0.43681445 | \$7,909,185.85 | \$37,749.89 | \$10,159,575.89 |
| 23 | 0010000 | 1100 | \$8,674,727.98 | 0.65933627 | \$5,719,562.77 | \$35,518.98 | \$2,919,646.23 |
| 23 | 0010000 | 1100 | \$10,685,427.50 | 0.52752897 | \$5,636,872.54 | \$223,126.28 | \$4,825,428.68 |
| 23 | 0010000 | 1100 | \$50,358.76 | 0.1576121 | \$7,937.15 | \$37,421.61 | \$5,000.00 |
| 23 | 0010000 | 1100 | \$137,339.00 | 0.47075135 | \$64,652.52 | \$42,554.39 | \$30,132.09 |
| 23 | 0010000 | 1100 | \$52,184.00 | 0.19497221 | \$10,174.43 | \$18,216.19 | \$23,793.38 |
| 23 | 0010000 | 1200 | \$510,157.00 | 0.61717387 | \$314,855.57 | \$1,775.45 | \$193,525.98 |
| 23 | 0010000 | 1200 | \$60,000.00 | 0.3158095 | \$18,948.57 | \$20,100.16 | \$20,951.27 |
| 23 | 0010000 | 1200 | \$711,748.00 | 0.63012977 | \$448,493.60 | \$0.00 | \$263,254.40 |
| 23 | 0010000 | 1200 | \$463,439.00 | 0.58459799 | \$270,925.51 | \$0.00 | \$192,513.49 |
| 23 | 0010000 | 1200 | \$0.00 | | \$0.00 | \$0.00 | \$0.00 |
| 23 | 0010000 | 1200 | \$2,302,445.61 | 0.59621661 | \$1,372,756.31 | \$0.00 | \$929,689.30 |
| 23 | 0010000 | 1200 | \$205,165.00 | 0 | \$0.00 | \$0.00 | \$205,165.00 |
| 23 | 0010000 | 1200 | \$2,548,981.63 | 0.1066418 | \$271,827.99 | \$0.00 | \$2,277,153.64 |
| 23 | 0010000 | 1200 | \$689,962.00 | 0.40432266 | \$278,967.27 | \$0.00 | \$410,994.73 |
| 23 | 0010000 | 1200 | \$1,000.00 | 0 | \$0.00 | \$0.00 | \$1,000.00 |
| 23 | 0010000 | 1200 | \$413,556.00 | 0.75582763 | \$312,577.05 | \$0.00 | \$100,978.95 |
| 23 | 0010000 | 1200 | \$0.00 | | \$0.00 | \$0.00 | \$0.00 |
| 23 | 0010000 | 1200 | \$1,941,142.00 | 0.54787187 | \$1,063,497.10 | \$0.00 | \$877,644.90 |
| 23 | 0010000 | 1200 | \$25,000.00 | 0 | \$0.00 | \$0.00 | \$25,000.00 |
| 23 | 0010000 | 1200 | \$212,633.00 | 0.63104147 | \$134,180.24 | \$900.00 | \$77,552.76 |
| 23 | 0010000 | 1200 | \$308,169.00 | 0.77730917 | \$239,542.59 | \$0.00 | \$68,626.41 |
| 23 | 0010000 | 1200 | \$527,357.00 | 0.52812321 | \$278,509.47 | \$512.02 | \$248,335.51 |
| 23 | 0010000 | 1200 | \$3,484,369.81 | 0.4450516 | \$1,550,724.36 | \$633,343.83 | \$1,300,301.62 |
| 23 | 0010000 | 1300 | \$289,731.00 | 0.52284892 | \$151,485.54 | \$17,400.00 | \$120,845.46 |
| 23 | 0010000 | 1300 | \$22,557.00 | 0 | \$0.00 | \$0.00 | \$22,557.00 |
| 23 | 0010000 | 1900 | \$264,170.00 | 0 | \$0.00 | \$0.00 | \$264,170.00 |
| 23 | 0010000 | 1900 | \$142,019.95 | 0.20371631 | \$28,931.78 | \$21,400.00 | \$91,688.17 |
| 23 | 0010000 | 1900 | \$4,847,865.68 | 0.10487518 | \$508,420.79 | \$129,865.08 | \$4,209,579.81 |
| 23 | 0010000 | 2100 | \$643,634.08 | 0.51877256 | \$333,899.70 | \$11,581.62 | \$298,152.76 |
| 23 | 0010000 | 2100 | \$1,440,700.00 | 0.63429852 | \$913,833.88 | \$200.00 | \$526,666.12 |
| 23 | 0010000 | 2100 | \$31,325.00 | 3.83924278 | \$120,264.28 | \$0.00 | (\$88,939.28) |
| 23 | 0010000 | 2100 | \$397,273.31 | 0.36331925 | \$144,337.04 | \$61,816.53 | \$191,119.74 |
| 23 | 0010000 | 2100 | \$897,828.00 | 0.59401597 | \$533,324.17 | \$0.00 | \$364,503.83 |
| 23 | 0010000 | 2100 | \$5,254.00 | 0.63237533 | \$3,322.50 | \$500.00 | \$1,431.50 |
| 23 | 0010000 | 2100 | \$1,043,218.00 | 0.47418453 | \$494,677.84 | \$163,375.50 | \$385,164.66 |
| 23 | 0010000 | 2100 | \$599,928.77 | 0.4110901 | \$246,624.78 | \$233,288.81 | \$120,015.18 |
| 23 | 0010000 | 2100 | \$394,093.24 | 0.31400282 | \$123,746.39 | \$190,749.33 | \$79,597.52 |
| 23 | 0010000 | 2100 | \$22,505.00 | 0.18535881 | \$4,171.50 | \$0.00 | \$18,333.50 |
| 23 | 0010000 | 2100 | \$6,596.00 | 0 | \$0.00 | \$0.00 | \$6,596.00 |
| 23 | 0010000 | 2200 | \$0.00 | | \$0.00 | \$0.00 | \$0.00 |
| 23 | 0010000 | 2200 | \$668,951.63 | 0.47423511 | \$317,240.35 | \$26,522.35 | \$325,188.93 |
| 23 | 0010000 | 2200 | \$48,640.65 | 0.04667002 | \$2,270.06 | \$16,860.25 | \$29,510.34 |
| 23 | 0010000 | 2200 | \$4,137.00 | 0 | \$0.00 | \$0.00 | \$4,137.00 |
| 23 | 0010000 | 2200 | \$682,252.55 | 0.53775021 | \$366,881.45 | \$13,752.61 | \$301,618.49 |
| 23 | 0010000 | 2300 | \$185,697.00 | 0.8768986 | \$162,837.44 | \$23,530.77 | (\$671.21) |
| 23 | 0010000 | 2400 | \$346,541.60 | 0.56153703 | \$194,595.94 | \$8,700.54 | \$143,245.12 |
| 23 | 0010000 | 2400 | \$722,780.00 | 0.3634315 | \$262,681.02 | \$0.00 | \$460,098.98 |
| 23 | 0010000 | 2400 | \$0.00 | | \$0.00 | \$0.00 | \$0.00 |
| 23 | 0010000 | 2400 | \$783,782.54 | 0.50406099 | \$395,074.20 | \$108,138.69 | \$280,569.65 |
| 23 | 0010000 | 2400 | \$4,231,213.02 | 0.535466 | \$2,265,670.71 | \$50,228.34 | \$1,915,313.97 |
| 23 | 0010000 | 2400 | \$1,000.00 | 0.09595 | \$95.95 | \$904.05 | \$0.00 |
| 23 | 0010000 | 2400 | \$1,500.00 | 0.34533333 | \$518.00 | \$1,100.00 | (\$118.00) |
| 23 | 0010000 | 2400 | \$45,800.00 | 0.34827511 | \$15,951.00 | \$7,399.00 | \$22,450.00 |
| 23 | 0010000 | 2500 | \$1,625,834.83 | 0.4246378 | \$690,390.93 | \$30,980.81 | \$904,463.09 |
| 23 | 0010000 | 2500 | \$69,034.00 | 0.20925921 | \$14,446.00 | \$44,276.00 | \$10,312.00 |
| 23 | 0010000 | 2600 | \$365,575.14 | 0.65308117 | \$238,750.24 | \$66,384.57 | \$60,440.33 |
| 23 | 0010000 | 2600 | \$398.00 | 0 | \$0.00 | \$0.00 | \$398.00 |
| 23 | 0010000 | 2600 | \$25,847.65 | 0.37022747 | \$9,569.51 | \$12,754.53 | \$3,523.61 |
| 23 | 0010000 | 2700 | \$4,351,012.12 | 0.50789653 | \$2,209,863.94 | \$1,145,776.10 | \$995,372.08 |
| 23 | 0010000 | 2700 | \$2,961,787.00 | 0.54957535 | \$1,627,725.13 | \$0.00 | \$1,334,061.87 |
| 23 | 0010000 | 2700 | \$2,595.00 | 0.75481696 | \$1,958.75 | \$1,072.80 | (\$436.55) |
| 23 | 0010000 | 2800 | \$0.00 | | \$0.00 | \$0.00 | \$0.00 |
| 23 | 0010000 | 2800 | \$0.00 | | \$0.00 | \$0.00 | \$0.00 |
| 23 | 0010000 | 2800 | \$4,536.00 | 0.02771384 | \$125.71 | \$0.00 | \$4,410.29 |
| 23 | 0010000 | 2800 | \$0.00 | | \$0.00 | \$0.00 | \$0.00 |
| 23 | 0010000 | 2800 | \$0.00 | | \$0.00 | \$0.00 | \$0.00 |
| 23 | 0010000 | 2900 | \$206,721.66 | 0.37950426 | \$78,451.75 | \$7,755.98 | \$120,513.93 |
| 23 | 0010000 | 2900 | \$400.00 | 0.125 | \$50.00 | \$100.00 | \$250.00 |
| 23 | 0010000 | 2900 | \$467,213.53 | 0.21794416 | \$101,826.46 | \$0.00 | \$365,387.07 |
| 23 | 0010000 | 2900 | \$12,513.00 | 0.69439063 | \$8,688.91 | \$1,948.75 | \$1,875.34 |
| 23 | 0010000 | 3200 | \$48,132.00 | 0.4523313 | \$21,771.61 | \$0.00 | \$26,360.39 |
| 23 | 0010000 | 3200 | \$6,687.25 | 0.37384575 | \$2,500.00 | \$13,573.18 | (\$9,385.93) |
| 23 | 0010000 | 3200 | \$0.00 | | \$0.00 | \$0.00 | \$0.00 |
| 23 | 0010000 | 4100 | \$1,551.00 | 0.11992908 | \$186.01 | \$0.00 | \$1,364.99 |
| 23 | 0010000 | 4100 | \$4,991.00 | 0 | \$0.00 | \$0.00 | \$4,991.00 |
| 23 | 0010000 | 4100 | \$5,486.00 | 0 | \$0.00 | \$0.00 | \$5,486.00 |
| 23 | 0010000 | 4100 | \$23,271.00 | 0 | \$0.00 | \$0.00 | \$23,271.00 |
| 23 | 0010000 | 4100 | \$83,233.00 | 0.49811926 | \$41,459.96 | \$11,872.37 | \$29,900.67 |
| 23 | 0010000 | 4100 | \$15,559.00 | 0.7467318 | \$11,618.40 | \$0.00 | \$3,940.60 |
| 23 | 0010000 | 4100 | \$4,815.00 | 0.55288266 | \$2,662.13 | \$0.00 | \$2,152.87 |
| 23 | 0010000 | 4100 | \$38,027.00 | 0.21541957 | \$8,191.76 | \$0.00 | \$29,835.24 |
| 23 | 0010000 | 4100 | \$31,933.00 | 0.18192716 | \$5,809.48 | \$0.00 | \$26,123.52 |
| 23 | 0010000 | 4500 | \$67,179.00 | 0.27367302 | \$18,385.08 | \$0.00 | \$48,793.92 |
| 23 | 0010000 | 4500 | \$11,327.00 | 0 | \$0.00 | \$0.00 | \$11,327.00 |
| 23 | 0010000 | 4500 | \$23,549.00 | 0 | \$0.00 | \$0.00 | \$23,549.00 |
| 23 | 0010000 | 4500 | \$18,499.00 | 0 | \$0.00 | \$0.00 | \$18,499.00 |
| 23 | 0010000 | 4500 | \$119,084.00 | 0.9168953 | \$109,187.56 | \$0.00 | \$9,896.44 |
| 23 | 0010000 | 4500 | \$29,723.00 | 0 | \$0.00 | \$0.00 | \$29,723.00 |
| 23 | 0010000 | 4500 | \$31,636.00 | 0.9960997 | \$31,512.61 | \$0.00 | \$123.39 |
| 23 | 0010000 | 4500 | \$27,086.00 | 1.10960312 | \$30,054.71 | \$0.00 | (\$2,968.71) |
| 23 | 0010000 | 4500 | \$16,989.00 | 0.52433869 | \$8,907.99 | \$0.00 | \$8,081.01 |
| 23 | 0010000 | 4500 | \$10,258.00 | 0 | \$0.00 | \$0.00 | \$10,258.00 |
| 23 | 0010000 | 4500 | \$108,794.00 | 0 | \$0.00 | \$0.00 | \$108,794.00 |

| Fiscal Year | Fund - Expdger | Function First Two Digits | Fiscal Year Budgeted Amount | % Expensed | Fiscal Year Expense Amount | Fiscal Year Encumbrance Amount | Balance |
|-------------|----------------|---------------------------|-----------------------------|-------------|----------------------------|--------------------------------|----------------|
| 23 | 0010000 | 4500 | \$41,147.00 | 0 | \$0.00 | \$0.00 | \$41,147.00 |
| 23 | 0010000 | 4500 | \$0.00 | | \$0.00 | \$0.00 | \$0.00 |
| 23 | 0010000 | 4500 | \$50,140.00 | 0 | \$0.00 | \$0.00 | \$50,140.00 |
| 23 | 0010000 | 4500 | \$34,296.00 | 1.34373834 | \$46,084.85 | \$0.00 | (\$11,788.85) |
| 23 | 0010000 | 4500 | \$32,273.00 | 0 | \$0.00 | \$0.00 | \$32,273.00 |
| 23 | 0010000 | 4500 | \$34,775.00 | 1.12295183 | \$39,050.65 | \$0.00 | (\$4,275.65) |
| 23 | 0010000 | 4500 | \$21,077.00 | 0 | \$0.00 | \$0.00 | \$21,077.00 |
| 23 | 0010000 | 4500 | \$11,921.00 | 0 | \$0.00 | \$0.00 | \$11,921.00 |
| 23 | 0010000 | 4500 | \$27,939.00 | 1.02194459 | \$28,552.11 | \$0.00 | (\$613.11) |
| 23 | 0010000 | 4500 | \$14,870.00 | 1.30935911 | \$19,470.17 | \$0.00 | (\$4,600.17) |
| 23 | 0010000 | 4500 | \$15,127.00 | 0 | \$0.00 | \$0.00 | \$15,127.00 |
| 23 | 0010000 | 4500 | \$28,737.00 | 0.71086369 | \$20,428.09 | \$0.00 | \$8,308.91 |
| 23 | 0010000 | 4500 | \$11,431.00 | 0 | \$0.00 | \$0.00 | \$11,431.00 |
| 23 | 0010000 | 4500 | \$347,859.00 | 0.54228731 | \$188,639.52 | \$339.00 | \$158,880.48 |
| 23 | 0010000 | 4500 | \$29,271.00 | 0.6236227 | \$18,254.06 | \$0.00 | \$11,016.94 |
| 23 | 0010000 | 4500 | \$17,033.00 | 0.69871661 | \$11,901.24 | \$0.00 | \$5,131.76 |
| 23 | 0010000 | 4600 | \$13,761.00 | 0.40029504 | \$5,508.46 | \$0.00 | \$8,252.54 |
| 23 | 0010000 | 4600 | \$4,356.00 | 0 | \$0.00 | \$0.00 | \$4,356.00 |
| 23 | 0010000 | 4600 | \$11,774.00 | 0 | \$0.00 | \$0.00 | \$11,774.00 |
| 23 | 0010000 | 4600 | \$31,722.00 | 0.14216254 | \$4,509.68 | \$0.00 | \$27,212.32 |
| 23 | 0010000 | 4600 | \$11,216.00 | 0.08726462 | \$978.76 | \$0.00 | \$10,237.24 |
| 23 | 0010000 | 4600 | \$1,511.00 | 0 | \$0.00 | \$0.00 | \$1,511.00 |
| 23 | 0010000 | 4600 | \$10,184.00 | 0.15321583 | \$1,560.35 | \$0.00 | \$8,623.65 |
| 23 | 0010000 | 5600 | \$261,422.00 | 0.07272697 | \$19,012.43 | \$238,927.57 | \$3,482.00 |
| 23 | 0010000 | 7200 | \$460,888.00 | 0.76954703 | \$354,674.99 | \$0.00 | \$106,213.01 |
| 23 | 0010000 | 7400 | \$400,000.00 | 0 | \$0.00 | \$0.00 | \$400,000.00 |
| 23 | 0010000 | 7500 | \$0.00 | | \$6,005.00 | \$0.00 | (\$6,005.00) |
| 23 | 0029000 | 2500 | \$70,000.00 | 0.35143086 | \$24,600.16 | \$0.00 | \$45,399.84 |
| 23 | 0029000 | 6100 | \$4,385,768.76 | 0.85857656 | \$3,765,518.25 | \$413,768.25 | \$206,482.26 |
| 23 | 0029012 | 2500 | \$1,500.00 | 0 | \$0.00 | \$1,250.00 | \$250.00 |
| 23 | 0029012 | 6100 | \$1,730,512.50 | 0.77986651 | \$1,349,568.75 | \$380,943.75 | \$0.00 |
| 23 | 0029014 | 6100 | \$344,675.00 | 0.99999997 | \$344,674.99 | \$0.00 | \$0.01 |
| 23 | 0030000 | 2700 | \$0.00 | | \$0.00 | \$0.00 | \$0.00 |
| 23 | 0039000 | 2700 | \$0.00 | | \$0.00 | \$0.00 | \$0.00 |
| 23 | 0039001 | 2700 | \$810,000.00 | 0.03978452 | \$32,225.46 | \$52,690.45 | \$725,084.09 |
| 23 | 0060000 | 3100 | \$171,352.09 | 0.57280498 | \$98,151.33 | \$483.49 | \$72,717.27 |
| 23 | 0060000 | 3100 | \$1,375,568.30 | 0.50320419 | \$692,191.73 | \$40,316.80 | \$643,059.77 |
| 23 | 0060000 | 7400 | \$0.00 | | \$0.00 | \$0.00 | \$0.00 |
| 23 | 0069006 | 3100 | \$2,135,183.70 | 0.25393624 | \$542,200.52 | \$247,951.60 | \$1,345,031.58 |
| 23 | 0069022 | 3100 | \$3,063.00 | 0 | \$0.00 | \$0.00 | \$3,063.00 |
| 23 | 0069023 | 3100 | \$3,135.00 | 0 | \$0.00 | \$0.00 | \$3,135.00 |
| 23 | 0079004 | 3200 | \$20,000.00 | 0 | \$0.00 | \$20,000.00 | \$0.00 |
| 23 | 0079111 | 3200 | \$500.00 | 0 | \$0.00 | \$0.00 | \$500.00 |
| 23 | 0079333 | 3200 | \$5,000.00 | 0 | \$0.00 | \$0.00 | \$5,000.00 |
| 23 | 0089002 | 3200 | \$250.00 | 0 | \$0.00 | \$0.00 | \$250.00 |
| 23 | 0089003 | 3200 | \$50,000.00 | 0 | \$0.00 | \$0.00 | \$50,000.00 |
| 23 | 0089112 | 3200 | \$500.00 | 0 | \$0.00 | \$0.00 | \$500.00 |
| 23 | 0099000 | 1100 | \$28,974.00 | 0 | \$0.00 | \$0.00 | \$28,974.00 |
| 23 | 0099000 | 1100 | \$6,345.00 | 0 | \$0.00 | \$0.00 | \$6,345.00 |
| 23 | 0099110 | 1100 | \$6,017.00 | 0.35588832 | \$2,141.38 | \$911.06 | \$2,964.56 |
| 23 | 0099120 | 1100 | \$10,533.00 | 0.63911516 | \$6,731.80 | \$1,376.38 | \$2,424.82 |
| 23 | 0099130 | 1100 | \$11,706.00 | 0.75972407 | \$8,893.33 | \$1,500.00 | \$1,312.67 |
| 23 | 0099140 | 1100 | \$10,082.00 | 0.62635092 | \$6,314.87 | \$1,953.64 | \$1,813.49 |
| 23 | 0099160 | 1100 | \$12,319.00 | 0.57203913 | \$7,046.95 | \$1,809.38 | \$3,462.67 |
| 23 | 0099170 | 1100 | \$13,871.00 | 0.64046716 | \$8,883.92 | \$1,666.03 | \$3,321.05 |
| 23 | 0099180 | 1100 | \$12,458.00 | 0.66720581 | \$8,312.05 | \$3,405.44 | \$740.51 |
| 23 | 0099200 | 1100 | \$23,620.50 | 0.67813679 | \$16,017.93 | \$4,285.93 | \$3,316.64 |
| 23 | 0099210 | 1100 | \$22,255.50 | 0.46573611 | \$10,365.19 | \$1,536.04 | \$10,354.27 |
| 23 | 0099300 | 1100 | \$99,821.12 | 0.44179799 | \$44,100.77 | \$51,343.80 | \$4,376.55 |
| 23 | 0099300 | 2400 | \$72,000.00 | -0.00120833 | (\$87.00) | \$72,415.00 | (\$328.00) |
| 23 | 0099301 | 2400 | \$10,500.00 | 0.40380476 | \$4,239.95 | \$6,260.05 | \$0.00 |
| 23 | 0149016 | 1100 | \$258,699.00 | 0.58695975 | \$151,845.90 | \$0.00 | \$106,853.10 |
| 23 | 0149016 | 2100 | \$0.00 | | \$0.00 | \$0.00 | \$0.00 |
| 23 | 0149016 | 2400 | \$90,966.00 | 0.25188004 | \$22,912.52 | \$0.00 | \$68,053.48 |
| 23 | 0149016 | 2400 | \$719.00 | 0 | \$0.00 | \$0.00 | \$719.00 |
| 23 | 0149016 | 7200 | \$0.00 | | \$0.00 | \$0.00 | \$0.00 |
| 23 | 0149016 | 7400 | \$0.00 | | \$0.00 | \$0.00 | \$0.00 |
| 23 | 0149116 | 1200 | \$253,004.00 | 0.55051853 | \$139,283.39 | \$0.00 | \$113,720.61 |
| 23 | 0149116 | 1200 | \$216,080.00 | 0.54618632 | \$118,019.94 | \$0.00 | \$98,060.06 |
| 23 | 0149116 | 1200 | \$54,000.00 | 0.02260722 | \$1,220.79 | \$8,599.34 | \$44,179.87 |
| 23 | 0149116 | 2100 | \$17,069.00 | 0.53865487 | \$9,194.30 | \$0.00 | \$7,874.70 |
| 23 | 0149116 | 2100 | \$100,000.00 | 0.1843518 | \$18,435.18 | \$25,097.26 | \$56,467.56 |
| 23 | 0149116 | 2100 | \$300,000.00 | 0.47306663 | \$141,919.99 | \$175,278.09 | (\$17,198.08) |
| 23 | 0149116 | 2200 | \$4,000.00 | 0.53872 | \$2,154.88 | \$1,000.00 | \$845.12 |
| 23 | 0149116 | 2400 | \$85,991.00 | 0.51129014 | \$43,966.35 | \$0.00 | \$42,024.65 |
| 23 | 0149116 | 2400 | \$158,224.86 | 0.53527461 | \$84,693.75 | \$1,600.00 | \$71,931.11 |
| 23 | 0149116 | 2700 | \$137.81 | 0.36673681 | \$50.54 | \$86.47 | \$0.80 |
| 23 | 0149116 | 4100 | \$6,000.00 | 0.03129167 | \$187.75 | \$1,806.10 | \$4,006.15 |
| 23 | 0149116 | 7400 | \$0.00 | | \$0.00 | \$0.00 | \$0.00 |
| 23 | 0160000 | 1100 | \$3,873,124.00 | 0.47548768 | \$1,841,622.75 | \$0.00 | \$2,031,501.25 |
| 23 | 0160000 | 1100 | \$171,335.00 | 0.55993691 | \$95,936.79 | \$0.00 | \$75,398.21 |
| 23 | 0160000 | 1100 | \$139,699.00 | 2.00648759 | \$280,304.31 | \$0.00 | (\$140,605.31) |
| 23 | 0160000 | 1200 | \$282,763.00 | 0 | \$0.00 | \$0.00 | \$282,763.00 |
| 23 | 0160000 | 1200 | \$177,140.00 | 0.99851061 | \$176,876.17 | \$0.00 | \$263.83 |
| 23 | 0160000 | 1200 | \$47,319.00 | 0.34461865 | \$16,307.01 | \$0.00 | \$31,011.99 |
| 23 | 0160000 | 1200 | \$130,027.00 | 0.97551378 | \$126,843.13 | \$0.00 | \$3,183.87 |
| 23 | 0160000 | 1200 | \$0.00 | | \$3,391.44 | \$0.00 | (\$3,391.44) |
| 23 | 0160000 | 1200 | \$42.00 | 0 | \$0.00 | \$0.00 | \$42.00 |
| 23 | 0160000 | 1900 | \$35,540.00 | 0 | \$0.00 | \$0.00 | \$35,540.00 |
| 23 | 0160000 | 2100 | \$2,473.00 | 2.14778002 | \$5,311.46 | \$0.00 | (\$2,838.46) |
| 23 | 0160000 | 2400 | \$0.00 | | \$2,852.59 | \$0.00 | (\$2,852.59) |
| 23 | 0160000 | 2400 | \$0.00 | | \$1,298.29 | \$0.00 | (\$1,298.29) |
| 23 | 0160000 | 2400 | \$44,000.00 | 0.62054068 | \$27,303.79 | \$20,443.95 | (\$3,747.74) |
| 23 | 0160000 | 2400 | \$7,495.00 | 0 | \$0.00 | \$0.00 | \$7,495.00 |
| 23 | 0160000 | 2400 | \$2,215.00 | 0 | \$0.00 | \$0.00 | \$2,215.00 |

| Fiscal Year | Fund - Expledger | Function First Two Digits | Fiscal Year Budgeted Amount | % Expensed | Fiscal Year Expense Amount | Fiscal Year Encumbrance Amount | Balance |
|-------------|------------------|---------------------------|-----------------------------|------------|----------------------------|--------------------------------|--------------|
| 23 | 0160000 | 2500 | \$110,100.00 | 0.37831916 | \$41,652.94 | \$0.00 | \$68,447.06 |
| 23 | 0160000 | 2700 | \$1,500.00 | 1 | \$1,500.00 | \$0.00 | \$0.00 |
| 23 | 0160000 | 2800 | \$383,620.00 | 0.36750699 | \$140,983.03 | \$0.00 | \$242,636.97 |
| 23 | 0160000 | 2800 | \$756,209.23 | 0.48507087 | \$366,815.07 | \$222,352.48 | \$167,041.68 |
| 23 | 0160000 | 2800 | \$1,790,815.00 | 0.56480472 | \$1,011,460.77 | \$0.00 | \$779,354.23 |
| 23 | 0160000 | 2800 | \$1,154,641.63 | 0.55357357 | \$639,179.09 | \$406,730.35 | \$108,732.19 |
| 23 | 0160000 | 2800 | \$356,821.00 | 0.42915159 | \$153,130.30 | \$0.00 | \$203,690.70 |
| 23 | 0160000 | 4100 | \$5,853.00 | 0 | \$0.00 | \$0.00 | \$5,853.00 |
| 23 | 0160410 | 2100 | \$86,204.00 | 0.81695989 | \$70,425.21 | \$0.00 | \$15,778.79 |
| 23 | 0161000 | 1100 | \$302,635.00 | 0.60128746 | \$181,970.63 | \$0.00 | \$120,664.37 |
| 23 | 0161000 | 1100 | \$8,362.00 | 0 | \$0.00 | \$0.00 | \$8,362.00 |
| 23 | 0161000 | 1200 | \$293,651.00 | 0.57475173 | \$168,776.42 | \$0.00 | \$124,874.58 |
| 23 | 0161000 | 2100 | \$14,019.00 | 0 | \$0.00 | \$0.00 | \$14,019.00 |
| 23 | 0180000 | 2600 | \$0.00 | | \$0.00 | \$0.00 | \$0.00 |
| 23 | 0189000 | 2400 | \$0.00 | | \$0.00 | \$0.00 | \$0.00 |
| 23 | 0189110 | 1100 | \$500.00 | 0.23968 | \$119.84 | \$80.16 | \$300.00 |
| 23 | 0189110 | 2400 | \$13,750.12 | 0.3169136 | \$4,357.60 | \$1,659.29 | \$7,733.23 |
| 23 | 0189110 | 7200 | \$0.00 | | \$0.00 | \$0.00 | \$0.00 |
| 23 | 0189111 | 1200 | \$0.00 | | \$0.00 | \$0.00 | \$0.00 |
| 23 | 0189111 | 7200 | \$0.00 | | \$0.00 | \$0.00 | \$0.00 |
| 23 | 0189113 | 2200 | \$3,500.00 | 0.01913714 | \$66.98 | \$0.00 | \$3,433.02 |
| 23 | 0189120 | 2400 | \$15,759.01 | 0.16894653 | \$2,662.43 | \$5,318.56 | \$7,778.02 |
| 23 | 0189120 | 7200 | \$0.00 | | \$0.00 | \$0.00 | \$0.00 |
| 23 | 0189123 | 2200 | \$5,000.00 | 0.849732 | \$4,248.66 | \$751.34 | \$0.00 |
| 23 | 0189130 | 1100 | \$5,900.00 | 0.08252373 | \$486.89 | \$3,852.50 | \$1,560.61 |
| 23 | 0189130 | 2400 | \$23,176.10 | 0.23707613 | \$5,494.50 | \$5,277.94 | \$12,403.66 |
| 23 | 0189130 | 7200 | \$0.00 | | \$0.00 | \$0.00 | \$0.00 |
| 23 | 0189133 | 2200 | \$150.00 | 0.33333333 | \$50.00 | \$100.00 | \$0.00 |
| 23 | 0189135 | 4500 | \$0.00 | | \$0.00 | \$0.00 | \$0.00 |
| 23 | 0189140 | 1100 | \$8,000.00 | 0.1965475 | \$1,572.38 | \$2,987.12 | \$3,440.50 |
| 23 | 0189140 | 2400 | \$22,041.62 | 0.05380957 | \$1,186.05 | \$3,474.73 | \$17,380.84 |
| 23 | 0189143 | 2200 | \$6,000.00 | 0 | \$0.00 | \$0.00 | \$6,000.00 |
| 23 | 0189160 | 1100 | \$0.00 | | \$0.00 | \$0.00 | \$0.00 |
| 23 | 0189160 | 2400 | \$23,442.42 | 0.67699922 | \$15,870.50 | \$4,789.88 | \$2,782.04 |
| 23 | 0189160 | 7200 | \$0.00 | | \$0.00 | \$0.00 | \$0.00 |
| 23 | 0189161 | 2200 | \$4,000.00 | 0.3099375 | \$1,239.75 | \$0.00 | \$2,760.25 |
| 23 | 0189163 | 2200 | \$11,000.00 | 0.45169636 | \$4,968.66 | \$0.00 | \$6,031.34 |
| 23 | 0189170 | 1100 | \$20,000.00 | 0.045681 | \$913.62 | \$5,000.00 | \$14,086.38 |
| 23 | 0189170 | 2400 | \$24,500.00 | 0.31739265 | \$7,776.12 | \$2,017.56 | \$14,706.32 |
| 23 | 0189170 | 7200 | \$0.00 | | \$0.00 | \$0.00 | \$0.00 |
| 23 | 0189171 | 2400 | \$0.00 | | \$0.00 | \$0.00 | \$0.00 |
| 23 | 0189171 | 7200 | \$2,000.00 | 1.115145 | \$2,230.29 | \$0.00 | (\$230.29) |
| 23 | 0189173 | 2200 | \$0.00 | | \$0.00 | \$0.00 | \$0.00 |
| 23 | 0189180 | 1100 | \$0.00 | | \$1,239.75 | \$0.00 | (\$1,239.75) |
| 23 | 0189180 | 2400 | \$35,114.60 | 0.1167671 | \$4,100.23 | \$6,052.95 | \$24,961.42 |
| 23 | 0189180 | 7200 | \$0.00 | | \$0.00 | \$0.00 | \$0.00 |
| 23 | 0189181 | 1200 | \$0.00 | | \$0.00 | \$0.00 | \$0.00 |
| 23 | 0189183 | 2200 | \$15,103.00 | 0.33787989 | \$5,103.00 | \$0.00 | \$10,000.00 |
| 23 | 0189200 | 2400 | \$43,154.96 | 0.49067176 | \$21,174.92 | \$6,651.58 | \$15,328.46 |
| 23 | 0189200 | 7200 | \$0.00 | | \$0.00 | \$0.00 | \$0.00 |
| 23 | 0189203 | 2200 | \$3,200.00 | 0 | \$0.00 | \$0.00 | \$3,200.00 |
| 23 | 0189210 | 1100 | \$0.00 | | \$0.00 | \$0.00 | \$0.00 |
| 23 | 0189210 | 2400 | \$23,361.04 | 0.17601014 | \$4,111.78 | \$7,228.14 | \$12,021.12 |
| 23 | 0189211 | 2200 | \$3,060.00 | 0.01633987 | \$50.00 | \$0.00 | \$3,010.00 |
| 23 | 0189300 | 2400 | \$43,593.36 | 0.31381201 | \$13,680.12 | \$30,399.91 | (\$486.67) |
| 23 | 0189300 | 7200 | \$2,895.00 | 1.3626943 | \$3,945.00 | \$0.00 | (\$1,050.00) |
| 23 | 0189301 | 2200 | \$0.00 | | \$0.00 | \$0.00 | \$0.00 |
| 23 | 0189302 | 1100 | \$47,000.00 | 0.12313021 | \$5,787.12 | \$29,978.88 | \$11,234.00 |
| 23 | 0189303 | 0000 | \$0.00 | | \$1,928.24 | \$0.00 | (\$1,928.24) |
| 23 | 0189303 | 3200 | \$95,405.87 | 0.22271952 | \$21,248.75 | \$62,630.70 | \$11,526.42 |
| 23 | 0189304 | 4300 | \$33,102.96 | 0.19336247 | \$6,400.87 | \$15,850.98 | \$10,851.11 |
| 23 | 0189305 | 1100 | \$0.00 | | \$0.00 | \$0.00 | \$0.00 |
| 23 | 0189306 | 2400 | \$13,900.00 | 0.06117122 | \$850.28 | \$7,049.72 | \$6,000.00 |
| 23 | 0189307 | 1100 | \$4,459.00 | 0.19118188 | \$852.48 | \$2,311.52 | \$1,295.00 |
| 23 | 0189308 | 2100 | \$3,150.00 | 0.1116127 | \$351.58 | \$2,798.42 | \$0.00 |
| 23 | 0189900 | 2200 | \$0.00 | | \$0.00 | \$0.00 | \$0.00 |
| 23 | 0189901 | 1100 | \$0.00 | | \$0.00 | \$0.00 | \$0.00 |
| 23 | 0189901 | 1900 | \$0.00 | | \$0.00 | \$0.00 | \$0.00 |
| 23 | 0189901 | 2200 | \$0.00 | | \$0.00 | \$0.00 | \$0.00 |
| 23 | 0189901 | 2200 | \$0.00 | | \$0.00 | \$0.00 | \$0.00 |
| 23 | 0189901 | 7200 | \$0.00 | | \$0.00 | \$0.00 | \$0.00 |
| 23 | 0189902 | 2200 | \$0.00 | | \$0.00 | \$0.00 | \$0.00 |
| 23 | 0189902 | 2300 | \$0.00 | | \$0.00 | \$0.00 | \$0.00 |
| 23 | 0189902 | 2400 | \$0.00 | | \$0.00 | \$0.00 | \$0.00 |
| 23 | 0189903 | 2300 | \$0.00 | | \$0.00 | \$0.00 | \$0.00 |
| 23 | 0189904 | 2400 | \$0.00 | | \$0.00 | \$0.00 | \$0.00 |
| 23 | 0189905 | 2100 | \$0.00 | | \$0.00 | \$0.00 | \$0.00 |
| 23 | 0189905 | 2100 | \$0.00 | | \$0.00 | \$0.00 | \$0.00 |
| 23 | 0189906 | 2900 | \$2,000.00 | 0.2775 | \$555.00 | \$0.00 | \$1,445.00 |
| 23 | 0189906 | 7200 | \$0.00 | | \$0.00 | \$0.00 | \$0.00 |
| 23 | 0189907 | 1900 | \$2,790.16 | 3.05026952 | \$8,510.74 | \$0.00 | (\$5,720.58) |
| 23 | 0189908 | 2100 | \$30,000.00 | 0 | \$0.00 | \$0.00 | \$30,000.00 |
| 23 | 0189910 | 2700 | \$0.00 | | \$0.00 | \$0.00 | \$0.00 |
| 23 | 0189914 | 2900 | \$1,000.00 | 0.16113 | \$161.13 | \$0.00 | \$838.87 |
| 23 | 0189915 | 2900 | \$5,000.00 | 0 | \$0.00 | \$0.00 | \$5,000.00 |
| 23 | 0189916 | 2900 | \$8,300.00 | 0.32049277 | \$2,660.09 | \$0.00 | \$5,639.91 |
| 23 | 0189917 | 2900 | \$14,000.00 | 0.03571429 | \$500.00 | \$4,300.00 | \$9,200.00 |
| 23 | 0189918 | 2900 | \$10,000.00 | 0 | \$0.00 | \$0.00 | \$10,000.00 |
| 23 | 0189918 | 3200 | \$0.00 | | \$0.00 | \$0.00 | \$0.00 |
| 23 | 0189919 | 2900 | \$1,000.00 | 0 | \$0.00 | \$500.00 | \$500.00 |
| 23 | 0189920 | 2800 | \$205.73 | 0 | \$0.00 | \$0.00 | \$205.73 |
| 23 | 0189922 | 2100 | \$0.00 | | \$0.00 | \$0.00 | \$0.00 |
| 23 | 0189930 | 2200 | \$0.00 | | \$0.00 | \$0.00 | \$0.00 |
| 23 | 0199000 | 2100 | \$6,041.00 | 0.3934779 | \$2,377.00 | \$511.00 | \$3,153.00 |
| 23 | 0199009 | 2100 | \$62.00 | 0 | \$0.00 | \$0.00 | \$62.00 |

| Fiscal Year | Fund - Expended | Function First Two Digits | Fiscal Year Budgeted Amount | % Expensed | Fiscal Year Expense Amount | Fiscal Year Encumbrance Amount | Balance |
|-------------|-----------------|---------------------------|-----------------------------|------------|----------------------------|--------------------------------|----------------|
| 23 | 0199017 | 2100 | \$12,595.00 | 0 | \$0.00 | \$0.00 | \$12,595.00 |
| 23 | 0199121 | 2100 | \$0.00 | | \$0.00 | \$0.00 | \$0.00 |
| 23 | 0199180 | 4100 | \$0.00 | | \$0.00 | \$0.00 | \$0.00 |
| 23 | 0199181 | 1100 | \$0.00 | | \$0.00 | \$0.00 | \$0.00 |
| 23 | 0199213 | 4100 | \$0.00 | | \$0.00 | \$0.00 | \$0.00 |
| 23 | 0199301 | 4300 | \$0.00 | | \$0.00 | \$0.00 | \$0.00 |
| 23 | 0199513 | 1100 | \$0.00 | | \$0.00 | \$0.00 | \$0.00 |
| 23 | 0199715 | 1100 | \$0.00 | | \$0.00 | \$0.00 | \$0.00 |
| 23 | 0199920 | 2200 | \$0.00 | | \$0.00 | \$0.00 | \$0.00 |
| 23 | 0209001 | 2800 | \$22,973.94 | 0.18590237 | \$4,270.91 | \$10,000.00 | \$8,703.03 |
| 23 | 0209001 | 7200 | \$0.00 | | \$0.00 | \$0.00 | \$0.00 |
| 23 | 0229000 | 7900 | \$10,000.00 | 0.006611 | \$66.11 | \$4,933.89 | \$5,000.00 |
| 23 | 0229300 | 4500 | \$21,328.00 | 0.38912603 | \$8,299.28 | \$2,617.86 | \$10,410.86 |
| 23 | 0249001 | 2900 | \$11,693,661.00 | 0.4359211 | \$5,097,513.59 | \$3,051,474.71 | \$3,544,672.70 |
| 23 | 0249002 | 0000 | \$626.00 | 0 | \$0.00 | \$0.00 | \$626.00 |
| 23 | 0249002 | 2900 | \$675,000.00 | 0.52492422 | \$354,323.85 | \$170,000.00 | \$150,676.15 |
| 23 | 0249094 | 2900 | \$173,967.62 | 0.53413584 | \$92,922.34 | \$79,557.18 | \$1,488.10 |
| 23 | 0270000 | 2900 | \$191,626.86 | 0.31338467 | \$60,052.92 | \$155,581.00 | (\$24,007.06) |
| 23 | 0719013 | 2700 | \$3,248,178.47 | 0.57680474 | \$1,873,564.74 | \$326,894.00 | \$1,047,719.73 |
| 23 | 0719013 | 2800 | \$120,000.00 | 0.40499908 | \$48,599.89 | \$25,000.00 | \$46,400.11 |
| 23 | 0719013 | 5100 | \$0.00 | | \$0.00 | \$0.00 | \$0.00 |
| 23 | 0719013 | 7200 | \$1,782,012.50 | 0.75732846 | \$1,349,568.79 | \$0.00 | \$432,443.71 |
| 23 | 2009110 | 4600 | \$350.00 | 0 | \$0.00 | \$350.00 | \$0.00 |
| 23 | 2009121 | 4600 | \$234.00 | 0 | \$0.00 | \$0.00 | \$234.00 |
| 23 | 2009185 | 4600 | \$1,000.00 | -0.2475 | (\$247.50) | \$500.00 | \$747.50 |
| 23 | 2009201 | 4300 | \$375.00 | 0 | \$0.00 | \$0.00 | \$375.00 |
| 23 | 2009202 | 4600 | \$5,000.00 | 0 | \$0.00 | \$0.00 | \$5,000.00 |
| 23 | 2009205 | 4600 | \$250.00 | 0 | \$0.00 | \$0.00 | \$250.00 |
| 23 | 2009209 | 4100 | \$7,098.11 | 0.14975818 | \$1,063.00 | \$4,937.00 | \$1,098.11 |
| 23 | 2009251 | 4300 | \$375.00 | 0 | \$0.00 | \$375.00 | \$0.00 |
| 23 | 2009253 | 4300 | \$2,000.00 | 0.027065 | \$54.13 | \$1,945.87 | \$0.00 |
| 23 | 2009254 | 4100 | \$3,000.00 | 0.26166667 | \$785.00 | \$1,215.00 | \$1,000.00 |
| 23 | 2009256 | 4100 | \$4,500.00 | 0.15415778 | \$693.71 | \$1,306.29 | \$2,500.00 |
| 23 | 2009258 | 4600 | \$2,050.00 | 0.01146341 | \$23.50 | \$1,476.50 | \$550.00 |
| 23 | 2009301 | 4600 | \$0.00 | | \$0.00 | \$0.00 | \$0.00 |
| 23 | 2009302 | 4100 | \$500.00 | 0.08578 | \$42.89 | \$457.11 | \$0.00 |
| 23 | 2009303 | 4100 | \$0.00 | | \$0.00 | \$0.00 | \$0.00 |
| 23 | 2009304 | 7200 | \$0.00 | | \$0.00 | \$0.00 | \$0.00 |
| 23 | 2009305 | 4100 | \$0.00 | | \$0.00 | \$0.00 | \$0.00 |
| 23 | 2009307 | 4100 | \$38,023.00 | 0.25269679 | \$9,608.29 | \$28,390.71 | \$24.00 |
| 23 | 2009309 | 4600 | \$600.00 | 0 | \$0.00 | \$600.00 | \$0.00 |
| 23 | 2009312 | 4100 | \$21,131.00 | 0.54546827 | \$11,526.29 | \$6,103.96 | \$3,500.75 |
| 23 | 2009314 | 4600 | \$450.00 | 0 | \$0.00 | \$450.00 | \$0.00 |
| 23 | 2009315 | 4600 | \$340.00 | 0 | \$0.00 | \$340.00 | \$0.00 |
| 23 | 2009318 | 4100 | \$3,100.00 | 0 | \$0.00 | \$3,100.00 | \$0.00 |
| 23 | 2009321 | 4600 | \$10,000.00 | 0 | \$0.00 | \$10,000.00 | \$0.00 |
| 23 | 2009323 | 4600 | \$3,980.00 | 0 | \$0.00 | \$1,763.70 | \$2,216.30 |
| 23 | 2009324 | 4600 | \$11,000.00 | 0.02797 | \$307.67 | \$10,928.63 | (\$236.30) |
| 23 | 2009325 | 4100 | \$25,418.00 | 0 | \$0.00 | \$21,000.00 | \$4,418.00 |
| 23 | 2009326 | 4100 | \$3,500.00 | 0.13914286 | \$487.00 | \$3,013.00 | \$0.00 |
| 23 | 2009327 | 4100 | \$5,471.17 | 0.01702926 | \$93.17 | \$2,906.83 | \$2,471.17 |
| 23 | 2009330 | 4100 | \$2,150.00 | 0.32466047 | \$698.02 | \$1,451.98 | \$0.00 |
| 23 | 2009330 | 7200 | \$0.00 | | \$0.00 | \$0.00 | \$0.00 |
| 23 | 2009331 | 4600 | \$0.00 | | \$0.00 | \$0.00 | \$0.00 |
| 23 | 2009332 | 4100 | \$6,500.00 | 0.15619077 | \$1,015.24 | \$5,484.76 | \$0.00 |
| 23 | 2009333 | 4600 | \$60,000.00 | 0.20707333 | \$12,424.40 | \$47,383.03 | \$192.57 |
| 23 | 2009335 | 4100 | \$5,000.00 | 0.106786 | \$533.93 | \$4,466.07 | \$0.00 |
| 23 | 2009336 | 4100 | \$1,250.00 | 0.45084 | \$563.55 | \$677.81 | \$8.64 |
| 23 | 2009337 | 4100 | \$310.00 | 0.2596129 | \$80.48 | \$229.52 | \$0.00 |
| 23 | 2009339 | 4100 | \$28,500.00 | 0.35105263 | \$10,005.00 | \$18,491.45 | \$3.55 |
| 23 | 2009340 | 4100 | \$1,000.00 | 0.23624 | \$236.24 | \$763.76 | \$0.00 |
| 23 | 2009346 | 4100 | \$600.00 | 0 | \$0.00 | \$600.00 | \$0.00 |
| 23 | 2009350 | 4300 | \$2,000.00 | 0.60631 | \$1,212.62 | \$787.38 | \$0.00 |
| 23 | 2009352 | 4100 | \$10,794.05 | 0.00278487 | \$30.06 | \$4,969.77 | \$5,794.22 |
| 23 | 2009353 | 4600 | \$100.00 | 0 | \$0.00 | \$100.00 | \$0.00 |
| 23 | 2009355 | 4600 | \$800.00 | 0.1246375 | \$99.71 | \$700.29 | \$0.00 |
| 23 | 2009380 | 4600 | \$11,000.00 | 0.09090909 | \$1,000.00 | \$10,000.00 | \$0.00 |
| 23 | 2009420 | 4600 | \$215.69 | 1.00190088 | \$216.10 | \$0.00 | (\$0.41) |
| 23 | 2009421 | 4600 | \$896.05 | 1.00932984 | \$904.41 | \$0.00 | (\$8.36) |
| 23 | 2009422 | 4600 | \$1,054.49 | 0.87671765 | \$924.49 | \$130.00 | \$0.00 |
| 23 | 2009423 | 4600 | \$9,600.00 | 0.09745313 | \$935.55 | \$8,600.37 | \$64.08 |
| 23 | 2009424 | 4600 | \$48,000.00 | 0.0178 | \$854.40 | \$47,145.60 | \$0.00 |
| 23 | 2009425 | 4600 | \$2,200.00 | 0.87545455 | \$1,926.00 | \$274.00 | \$0.00 |
| 23 | 2009426 | 4600 | \$2,200.00 | 0.89230909 | \$1,963.08 | \$236.92 | \$0.00 |
| 23 | 3000000 | 7200 | \$157,003.05 | 1 | \$157,003.05 | \$0.00 | \$0.00 |
| 23 | 3003000 | 4500 | \$44,950.00 | 0.98998888 | \$44,500.00 | \$0.00 | \$450.00 |
| 23 | 3003000 | 4500 | \$10,000.00 | 0 | \$0.00 | \$0.00 | \$10,000.00 |
| 23 | 3003000 | 4500 | \$325,115.96 | 0.657603 | \$213,797.23 | \$76,136.37 | \$35,182.36 |
| 23 | 3003001 | 7200 | \$123,950.07 | 1 | \$123,950.07 | \$0.00 | \$0.00 |
| 23 | 3003003 | 7200 | \$30,863.89 | 1 | \$30,863.89 | \$0.00 | \$0.00 |
| 23 | 3003004 | 7200 | \$13,055.97 | 1 | \$13,055.97 | \$0.00 | \$0.00 |
| 23 | 3003007 | 7200 | \$11,055.00 | 1 | \$11,055.00 | \$0.00 | \$0.00 |
| 23 | 3003008 | 7200 | \$125,716.25 | 1 | \$125,716.25 | \$0.00 | \$0.00 |
| 23 | 3003010 | 7200 | \$138.00 | 1 | \$138.00 | \$0.00 | \$0.00 |
| 23 | 3003012 | 7200 | \$13,861.00 | 1 | \$13,861.00 | \$0.00 | \$0.00 |
| 23 | 3003013 | 7200 | \$15,377.38 | 1 | \$15,377.38 | \$0.00 | \$0.00 |
| 23 | 3003015 | 7200 | \$8,160.96 | 1 | \$8,160.96 | \$0.00 | \$0.00 |
| 23 | 3003016 | 7200 | \$1,525.00 | 1 | \$1,525.00 | \$0.00 | \$0.00 |
| 23 | 3003017 | 7200 | \$12,874.16 | 1 | \$12,874.16 | \$0.00 | \$0.00 |
| 23 | 3003018 | 7200 | \$2,987.02 | 1 | \$2,987.02 | \$0.00 | \$0.00 |
| 23 | 3003019 | 7200 | \$6,417.99 | 1 | \$6,417.99 | \$0.00 | \$0.00 |
| 23 | 3003020 | 7200 | \$6,565.99 | 1 | \$6,565.99 | \$0.00 | \$0.00 |
| 23 | 3003021 | 7200 | \$1,318.37 | 1 | \$1,318.37 | \$0.00 | \$0.00 |
| 23 | 3003022 | 7200 | \$1,083.36 | 1 | \$1,083.36 | \$0.00 | \$0.00 |
| 23 | 3009110 | 4100 | \$11,500.00 | 0.03962696 | \$455.71 | \$4,000.00 | \$7,044.29 |

| Fiscal Year | Fund - Expledger | Function First Two Digits | Fiscal Year Budgeted Amount | % Expensed | Fiscal Year Expense Amount | Fiscal Year Encumbrance Amount | Balance |
|-------------|------------------|---------------------------|-----------------------------|-------------|----------------------------|--------------------------------|---------------|
| 23 | 3009120 | 4100 | \$7,008.95 | 0.05049258 | \$353.90 | \$601.48 | \$6,053.57 |
| 23 | 3009130 | 4100 | \$14,000.00 | -0.01071429 | (\$150.00) | \$0.00 | \$14,150.00 |
| 23 | 3009140 | 4100 | \$8,194.84 | 0 | \$0.00 | \$109.40 | \$8,085.44 |
| 23 | 3009160 | 4100 | \$9,000.00 | 0.02876444 | \$258.88 | \$0.00 | \$8,741.12 |
| 23 | 3009170 | 4100 | \$20,000.00 | 0.02865 | \$573.00 | \$0.00 | \$19,427.00 |
| 23 | 3009180 | 4100 | \$8,000.00 | 0.00905875 | \$72.47 | \$1,459.53 | \$6,468.00 |
| 23 | 3009201 | 4100 | \$40,032.76 | 0.13440767 | \$5,380.71 | \$34,420.00 | \$232.05 |
| 23 | 3009202 | 4100 | \$0.00 | | \$0.00 | \$0.00 | \$0.00 |
| 23 | 3009204 | 4100 | \$0.00 | | \$0.00 | \$0.00 | \$0.00 |
| 23 | 3009250 | 4100 | \$23,556.00 | 0.1554016 | \$3,660.64 | \$17,305.00 | \$2,590.36 |
| 23 | 3009251 | 4100 | \$0.00 | | \$0.00 | \$0.00 | \$0.00 |
| 23 | 3009253 | 4300 | \$650.00 | 0.31596923 | \$205.38 | \$450.00 | (\$5.38) |
| 23 | 3009253 | 7200 | \$0.00 | | \$0.00 | \$0.00 | \$0.00 |
| 23 | 3009254 | 4300 | \$2,250.00 | 0 | \$0.00 | \$2,200.00 | \$50.00 |
| 23 | 3009258 | 4100 | \$128,517.00 | 0.85846884 | \$110,327.84 | \$5,437.16 | \$12,752.00 |
| 23 | 3009301 | 4500 | \$0.00 | | \$0.00 | \$0.00 | \$0.00 |
| 23 | 3009301 | 7200 | \$0.00 | | \$5,269.00 | \$0.00 | (\$5,269.00) |
| 23 | 3009302 | 4500 | \$10,520.00 | 0.03802281 | \$400.00 | \$10,000.00 | \$120.00 |
| 23 | 3009303 | 4600 | \$3,500.00 | 0.34697714 | \$1,214.42 | \$2,285.58 | \$0.00 |
| 23 | 3009304 | 4600 | \$4,265.00 | 0.78252989 | \$3,337.49 | \$1,502.51 | (\$575.00) |
| 23 | 3009313 | 4100 | \$23,221.00 | 0.30876922 | \$7,169.93 | \$14,830.07 | \$1,221.00 |
| 23 | 3009325 | 4100 | \$338.00 | 0 | \$0.00 | \$0.00 | \$338.00 |
| 23 | 3009334 | 4300 | \$17,415.00 | 0.01071548 | \$186.61 | \$17,013.39 | \$215.00 |
| 23 | 3009390 | 4600 | \$6,000.00 | 0 | \$0.00 | \$6,000.00 | \$0.00 |
| 23 | 3009410 | 4500 | \$2,685.21 | 0.26862331 | \$721.31 | \$1,103.63 | \$860.27 |
| 23 | 4019011 | 3200 | \$0.00 | | \$0.00 | \$0.00 | \$0.00 |
| 23 | 4019011 | 7500 | \$0.00 | | \$0.00 | \$0.00 | \$0.00 |
| 23 | 4019012 | 3200 | \$10,963.55 | 0.69074889 | \$7,573.06 | \$0.00 | \$3,390.49 |
| 23 | 4019013 | 3200 | \$312,640.96 | 0.24011467 | \$75,069.68 | \$59,974.05 | \$177,597.23 |
| 23 | 4019021 | 3200 | \$0.00 | | \$0.00 | \$0.00 | \$0.00 |
| 23 | 4019021 | 7500 | \$0.00 | | \$0.00 | \$0.00 | \$0.00 |
| 23 | 4019022 | 3200 | \$0.00 | | \$0.00 | \$0.00 | \$0.00 |
| 23 | 4019023 | 3200 | \$9,415.20 | 0.02867703 | \$270.00 | \$0.00 | \$9,145.20 |
| 23 | 4019031 | 3200 | \$0.00 | | \$0.00 | \$0.00 | \$0.00 |
| 23 | 4019031 | 7500 | \$0.00 | | \$0.00 | \$0.00 | \$0.00 |
| 23 | 4019032 | 3200 | \$8,648.02 | 0.20350554 | \$1,759.92 | \$6,277.98 | \$610.12 |
| 23 | 4019032 | 7200 | \$0.00 | | \$0.00 | \$0.00 | \$0.00 |
| 23 | 4019033 | 3200 | \$409,561.20 | 0.47014102 | \$192,551.52 | \$59,801.64 | \$157,208.04 |
| 23 | 4019041 | 3200 | \$0.00 | | \$0.00 | \$0.00 | \$0.00 |
| 23 | 4019041 | 7500 | \$0.00 | | \$0.00 | \$0.00 | \$0.00 |
| 23 | 4519012 | 2900 | \$24,511.20 | 0 | \$0.00 | \$0.00 | \$24,511.20 |
| 23 | 4679020 | 2100 | \$89,259.11 | 0 | \$0.00 | \$0.00 | \$89,259.11 |
| 23 | 4679021 | 2100 | \$208,322.32 | 0.43506481 | \$90,633.71 | \$0.00 | \$117,688.61 |
| 23 | 4679021 | 2100 | \$0.00 | | \$0.00 | \$0.00 | \$0.00 |
| 23 | 4679021 | 2200 | \$8,500.00 | 1 | \$8,500.00 | \$0.00 | \$0.00 |
| 23 | 4999019 | 2400 | \$0.00 | | \$0.00 | \$0.00 | \$0.00 |
| 23 | 5079021 | 1100 | \$0.00 | | \$0.00 | \$0.00 | \$0.00 |
| 23 | 5079021 | 2200 | \$0.00 | | \$0.00 | \$0.00 | \$0.00 |
| 23 | 5079021 | 3200 | \$0.00 | | \$0.00 | \$0.00 | \$0.00 |
| 23 | 5079022 | 1100 | \$579,080.71 | 0.40795481 | \$236,238.76 | \$26,475.19 | \$316,366.76 |
| 23 | 5079022 | 1900 | \$22,522.49 | 0 | \$0.00 | \$0.00 | \$22,522.49 |
| 23 | 5079022 | 2100 | \$552,000.00 | 0 | \$0.00 | \$0.00 | \$552,000.00 |
| 23 | 5079022 | 2700 | \$1,868,274.54 | 0.28783205 | \$537,749.29 | \$1,098,942.54 | \$231,582.71 |
| 23 | 5079121 | 1100 | \$773.57 | 0 | \$0.00 | \$0.00 | \$773.57 |
| 23 | 5079121 | 1900 | \$27,563.54 | 0 | \$0.00 | \$0.00 | \$27,563.54 |
| 23 | 5079121 | 1900 | \$94,532.05 | 0.26582318 | \$25,128.81 | \$0.00 | \$69,403.24 |
| 23 | 5079121 | 2200 | \$0.00 | | \$13,066.38 | \$0.00 | (\$13,066.38) |
| 23 | 5079121 | 2700 | \$706,874.83 | 0.0808139 | \$57,125.31 | \$1,332.70 | \$648,416.82 |
| 23 | 5079222 | 2100 | \$15,384.31 | 0 | \$0.00 | \$0.00 | \$15,384.31 |
| 23 | 5169021 | 1200 | \$0.00 | | \$0.00 | \$0.00 | \$0.00 |
| 23 | 5169021 | 1200 | \$0.00 | | \$0.00 | \$0.00 | \$0.00 |
| 23 | 5169021 | 1200 | \$0.00 | | \$0.00 | \$0.00 | \$0.00 |
| 23 | 5169021 | 1200 | \$0.00 | | \$0.00 | \$0.00 | \$0.00 |
| 23 | 5169021 | 2100 | \$0.00 | | \$0.00 | \$0.00 | \$0.00 |
| 23 | 5169021 | 2100 | \$0.00 | | \$0.00 | \$0.00 | \$0.00 |
| 23 | 5169021 | 2100 | \$0.00 | | \$0.00 | \$0.00 | \$0.00 |
| 23 | 5169021 | 2100 | \$0.00 | | \$0.00 | \$0.00 | \$0.00 |
| 23 | 5169021 | 2400 | \$0.00 | | \$0.00 | \$0.00 | \$0.00 |
| 23 | 5169021 | 2400 | \$0.00 | | \$0.00 | \$0.00 | \$0.00 |
| 23 | 5169021 | 3200 | \$0.00 | | \$0.00 | \$0.00 | \$0.00 |
| 23 | 5169022 | 1200 | \$81,824.61 | 1.42638003 | \$116,712.99 | \$0.00 | (\$34,888.38) |
| 23 | 5169022 | 1200 | \$32,375.15 | 1.34779113 | \$43,634.94 | \$0.00 | (\$11,259.79) |
| 23 | 5169022 | 1200 | \$17,567.95 | 1.2722526 | \$22,350.87 | \$0.00 | (\$4,782.92) |
| 23 | 5169022 | 1200 | \$9,207.49 | 0 | \$0.00 | \$0.00 | \$9,207.49 |
| 23 | 5169022 | 2100 | \$194,620.90 | 0.12416262 | \$24,164.64 | \$0.00 | \$170,456.26 |
| 23 | 5169022 | 2100 | \$4,558.40 | 1 | \$4,558.40 | \$0.00 | \$0.00 |
| 23 | 5169022 | 2200 | \$25,689.00 | 0 | \$0.00 | \$0.00 | \$25,689.00 |
| 23 | 5169022 | 2400 | (\$5,541.64) | -3.51550804 | \$19,481.68 | \$0.00 | (\$25,023.32) |
| 23 | 5169022 | 2400 | \$9,938.73 | 1.17490263 | \$11,677.04 | \$0.00 | (\$1,738.31) |
| 23 | 5169022 | 3200 | (\$35.61) | 0 | \$0.00 | \$0.00 | (\$35.61) |
| 23 | 5169023 | 1200 | \$498,383.41 | 0.50757516 | \$252,967.04 | \$0.00 | \$245,416.37 |
| 23 | 5169023 | 1200 | \$348,483.47 | 0.26836162 | \$93,519.59 | \$0.00 | \$254,963.88 |
| 23 | 5169023 | 1200 | \$121,632.09 | 0.39660192 | \$48,239.52 | \$0.00 | \$73,392.57 |
| 23 | 5169023 | 1200 | \$186,300.98 | 0.03669793 | \$6,836.86 | \$1,869.14 | \$177,594.98 |
| 23 | 5169023 | 1900 | \$209,944.46 | 0 | \$0.00 | \$209,944.46 | \$0.00 |
| 23 | 5169023 | 2100 | \$105,903.40 | 0 | \$0.00 | \$0.00 | \$105,903.40 |
| 23 | 5169023 | 2100 | \$56,340.00 | 0.86982925 | \$49,006.18 | \$0.00 | \$7,333.82 |
| 23 | 5169023 | 2100 | \$18,480.00 | 0 | \$0.00 | \$0.00 | \$18,480.00 |
| 23 | 5169023 | 2100 | \$0.00 | | \$0.00 | \$0.00 | \$0.00 |
| 23 | 5169023 | 2100 | \$0.00 | | \$0.00 | \$0.00 | \$0.00 |
| 23 | 5169023 | 2200 | \$24,000.00 | 0.2146525 | \$5,151.66 | \$15,848.34 | \$3,000.00 |
| 23 | 5169023 | 2400 | \$48,333.32 | 1.05273753 | \$50,882.30 | \$0.00 | (\$2,548.98) |
| 23 | 5169023 | 2400 | \$49,860.51 | 0.29388849 | \$14,653.43 | \$0.00 | \$35,207.08 |
| 23 | 5169023 | 2400 | \$0.00 | | \$0.00 | \$0.00 | \$0.00 |
| 23 | 5169023 | 2400 | \$0.00 | | \$0.00 | \$0.00 | \$0.00 |

| Fiscal Year | Fund - Expended | Function First Two Digits | Fiscal Year Budgeted Amount | % Expensed | Fiscal Year Expense Amount | Fiscal Year Encumbrance Amount | Balance |
|-------------|-----------------|---------------------------|-----------------------------|------------|----------------------------|--------------------------------|---------------|
| 23 | 5169023 | 3200 | \$25,223.86 | 0.98743214 | \$24,906.85 | \$317.01 | \$0.00 |
| 23 | 5169122 | 1200 | \$199,968.53 | 0 | \$0.00 | \$0.00 | \$199,968.53 |
| 23 | 5169122 | 1200 | \$24,719.67 | 0.13301674 | \$3,288.13 | \$0.00 | \$21,431.54 |
| 23 | 5169122 | 2100 | \$0.00 | | \$0.00 | \$0.00 | \$0.00 |
| 23 | 5169122 | 2200 | \$45,000.00 | 0 | \$0.00 | \$0.00 | \$45,000.00 |
| 23 | 5169122 | 2400 | \$48,340.00 | 0 | \$0.00 | \$0.00 | \$48,340.00 |
| 23 | 5169122 | 3200 | \$2,257.56 | 0.89245026 | \$2,014.76 | \$0.00 | \$242.80 |
| 23 | 5169123 | 1200 | \$194,535.49 | 0 | \$0.00 | \$88,905.54 | \$105,629.95 |
| 23 | 5169123 | 2100 | \$75,000.00 | 0 | \$0.00 | \$0.00 | \$75,000.00 |
| 23 | 5169123 | 2400 | \$48,340.00 | 0 | \$0.00 | \$0.00 | \$48,340.00 |
| 23 | 5169123 | 3200 | \$1,075.15 | 0 | \$0.00 | \$0.00 | \$1,075.15 |
| 23 | 5519121 | 1200 | \$0.00 | | \$0.00 | \$0.00 | \$0.00 |
| 23 | 5519121 | 2200 | \$0.00 | | \$0.00 | \$0.00 | \$0.00 |
| 23 | 5519122 | 1200 | \$761.55 | 1.2100453 | \$921.51 | \$0.00 | (\$159.96) |
| 23 | 5519123 | 1200 | \$6,746.37 | 0 | \$0.00 | \$0.00 | \$6,746.37 |
| 23 | 5729021 | 1200 | \$0.00 | | \$0.00 | \$0.00 | \$0.00 |
| 23 | 5729021 | 2200 | \$0.00 | | \$0.00 | \$0.00 | \$0.00 |
| 23 | 5729021 | 3200 | \$0.00 | | \$0.00 | \$0.00 | \$0.00 |
| 23 | 5729021 | 3200 | \$0.00 | | \$0.00 | \$0.00 | \$0.00 |
| 23 | 5729022 | 1200 | \$57,260.44 | 1.44042204 | \$82,479.20 | \$0.00 | (\$25,218.76) |
| 23 | 5729022 | 2200 | \$15,816.77 | 0 | \$0.00 | \$0.00 | \$15,816.77 |
| 23 | 5729022 | 3200 | \$0.00 | | \$0.00 | \$0.00 | \$0.00 |
| 23 | 5729022 | 3200 | \$175.52 | 0.30480857 | \$53.50 | \$0.00 | \$122.02 |
| 23 | 5729023 | 1200 | \$517,586.58 | 0.36584196 | \$189,354.89 | \$0.00 | \$328,231.69 |
| 23 | 5729023 | 3200 | \$22,297.64 | 0.14121136 | \$3,148.68 | \$1,785.57 | \$17,363.39 |
| 23 | 5729121 | 1100 | \$0.00 | | \$0.00 | \$0.00 | \$0.00 |
| 23 | 5729122 | 1100 | \$183,652.42 | 0.44173603 | \$81,125.89 | \$0.00 | \$102,526.53 |
| 23 | 5729123 | 1100 | \$171,218.59 | 0.09034276 | \$15,468.36 | \$9,348.24 | \$146,401.99 |
| 23 | 5729221 | 1100 | \$0.00 | | \$0.00 | \$0.00 | \$0.00 |
| 23 | 5729221 | 2200 | \$0.00 | | \$0.00 | \$0.00 | \$0.00 |
| 23 | 5849022 | 1100 | \$30,773.37 | 0.63250954 | \$19,464.45 | \$0.00 | \$11,308.92 |
| 23 | 5849022 | 2200 | \$10,631.07 | 0.05636498 | \$599.22 | \$0.00 | \$10,031.85 |
| 23 | 5849022 | 3200 | \$412.30 | 0.44651952 | \$184.10 | \$0.00 | \$228.20 |
| 23 | 5849023 | 1100 | \$34,677.77 | 0.13084636 | \$4,537.46 | \$8,571.34 | \$21,568.97 |
| 23 | 5849023 | 2200 | \$19,870.90 | 1.19000599 | \$23,646.49 | \$0.00 | (\$3,775.59) |
| 23 | 5849023 | 3200 | \$3,737.13 | 0.1404527 | \$524.89 | \$3,212.23 | \$0.01 |
| 23 | 5879021 | 1200 | \$0.00 | | \$0.00 | \$0.00 | \$0.00 |
| 23 | 5879022 | 1200 | \$4,549.04 | 1.8306258 | \$8,327.59 | \$0.00 | (\$3,778.55) |
| 23 | 5879023 | 1100 | \$0.00 | | \$0.00 | \$0.00 | \$0.00 |
| 23 | 5879023 | 1200 | \$43,108.08 | 0.34061944 | \$14,683.45 | \$1,618.32 | \$26,806.31 |
| 23 | 5879121 | 1200 | \$0.00 | | \$0.00 | \$0.00 | \$0.00 |
| 23 | 5879121 | 2200 | \$0.00 | | \$0.00 | \$0.00 | \$0.00 |
| 23 | 5879122 | 1200 | \$16,204.57 | 0 | \$0.00 | \$0.00 | \$16,204.57 |
| 23 | 5879122 | 1200 | \$2,500.00 | 0 | \$0.00 | \$0.00 | \$2,500.00 |
| 23 | 5879122 | 2200 | \$5,326.44 | 0 | \$0.00 | \$0.00 | \$5,326.44 |
| 23 | 5879123 | 1200 | \$18,704.57 | 0 | \$0.00 | \$6,000.00 | \$12,704.57 |
| 23 | 5879123 | 2200 | \$5,326.44 | 0 | \$0.00 | \$0.00 | \$5,326.44 |
| 23 | 5909021 | 2200 | \$0.00 | | \$0.00 | \$0.00 | \$0.00 |
| 23 | 5909021 | 3200 | \$0.00 | | \$0.00 | \$0.00 | \$0.00 |
| 23 | 5909021 | 7400 | \$0.00 | | \$0.00 | \$0.00 | \$0.00 |
| 23 | 5909022 | 1200 | \$14,864.71 | 1.49291174 | \$22,191.70 | \$0.00 | (\$7,326.99) |
| 23 | 5909022 | 2200 | \$34,597.75 | 0.94094182 | \$32,554.47 | \$0.00 | \$2,043.28 |
| 23 | 5909022 | 3200 | \$2,928.92 | 0 | \$0.00 | \$0.00 | \$2,928.92 |
| 23 | 5909023 | 2200 | \$135,504.04 | 0.47906225 | \$64,914.87 | \$18,903.97 | \$51,685.20 |
| 23 | 5909023 | 3200 | \$13,501.72 | 0.11967734 | \$1,615.85 | \$11,885.87 | \$0.00 |
| 23 | 5999021 | 1100 | \$0.00 | | \$0.00 | \$0.00 | \$0.00 |
| 23 | 5999021 | 2200 | \$0.00 | | \$0.00 | \$0.00 | \$0.00 |
| 23 | 5999021 | 3200 | \$0.00 | | \$0.00 | \$0.00 | \$0.00 |
| 23 | 5999022 | 3100 | \$128,700.00 | 0.84451158 | \$108,688.64 | \$18,691.26 | \$1,320.10 |
| 23 | 5999023 | 2700 | \$550,000.00 | 0.20020691 | \$110,113.80 | \$249,105.20 | \$190,781.00 |

Total Appropriations \$138,121,871.97

GENERAL FUND-TRUE DAYS CASH

Includes Substitute Levy

