

Medina City Schools

Forecast Fund Analysis

December 31, 2023

	2023-2024 Original Estimate (1)	Y-T-D Actual July 2023 - June 2024 (2)	Percent	Variance (3)
Beginning Balance - July 1, 2023		39,972,859.26		0.00
General Fund	25,195,142.69			
Other Funds - Substitute Levy	14,777,716.57			
Revenue	<u>83,685,024.00</u> 83,685,024.00	<u>40,251,919.97</u> 40,251,919.97	<u>48.1%</u>	<u>43,433,104.03</u> 43,433,104.03
Expenditures	93,591,593.00	44,961,825.64	48.0%	48,629,767.36
Encumbrance	851,800.00	3,606,291.91		-2,754,491.91
	<u>94,443,393.00</u>	<u>48,568,117.55</u>		<u>45,875,275.45</u>
Ending Balance - June 30, 2024	<u>29,214,490.26</u>	<u>31,656,661.68</u>		<u>-2,442,171.42</u>

Original Estimate revenue, expenditure and encumbrance taken from May 2022 five-year forecast
Includes May 2018 Substitute Levy

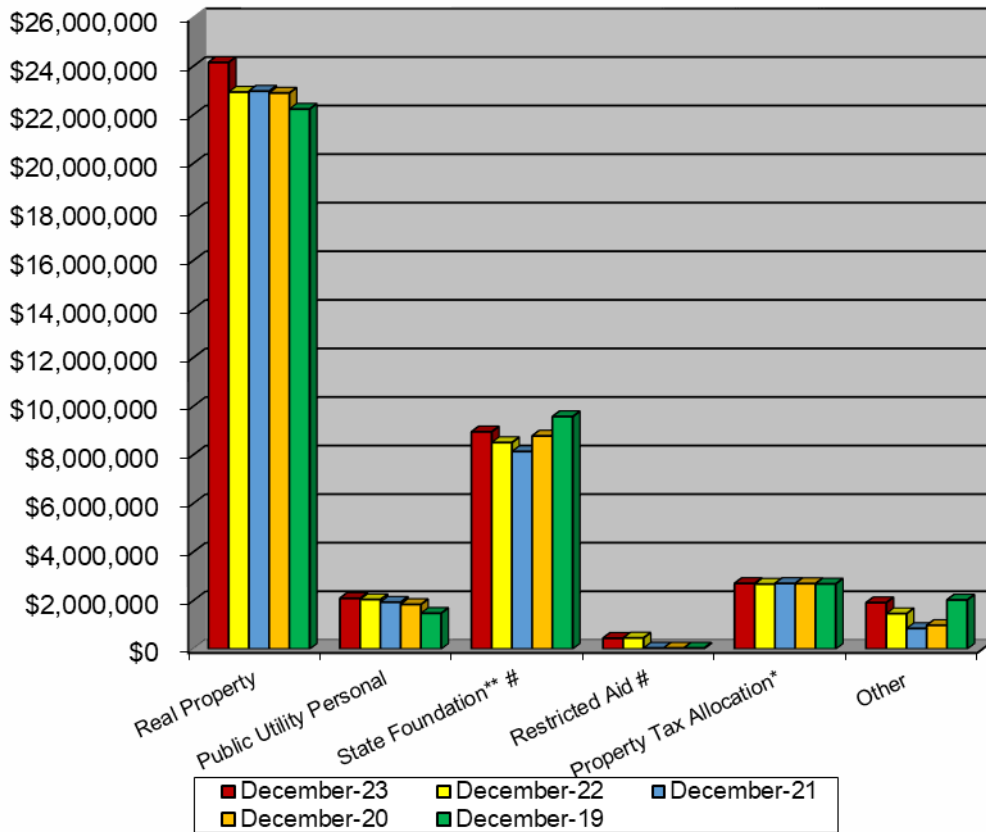
Forecast Funds Summary

December 2023

Revenues

1. Real Property Taxes – Total Real Property Taxes received from the beginning of the fiscal year until December 31, 2023 is \$24,152,785.03. This is an increase of 5.3% above last year's taxes received at this time. \$-0- was collected in December.
2. Public Utility Personal Property Taxes – Total Public Utility Personal Property Taxes received from the beginning of the fiscal year until December 31, 2023 is \$2,090,332.14. These monies are distributed upon settlement from the County Auditor. This amount is listed in a separate line for State and five-year forecasting purposes. \$-0- had been transferred in December.
3. State Foundation – State Foundation monies received from the State of Ohio from the beginning of the fiscal year until December 31, 2023 total \$8,945,692.58. This is an increase of 5.2% above last year's foundation money received at this time. \$1,425,255.75 was collected in December.
4. Restricted Aid – Restricted Aid monies are for Career Tech funding and Economically Disadvantaged Students. We have added e-Rate funding as well because these funds are restrictive to technology. Monies received from the beginning of the fiscal year until December 31, 2023 total \$447,487.46. \$164,826.02 was collected in December.
5. Homestead and Rollback – Monies received from the State of Ohio from the beginning of the fiscal year until December 31, 2023 total \$2,704,249.11. Receipts are based upon the real property taxes collected and Homestead filings with the County Auditor.
6. Other – Other monies received from the beginning of the fiscal year until December 31, 2023 total \$1,911,373.65. This is an increase of 31.0% above last year at this time. \$398,418.48 was collected in December.

Forecast Fund Revenue



	December-23	December-22	December-21	December-20	December-19	Current Forecast
Real Property	\$24,152,785	\$22,931,221	\$22,970,629	\$22,894,292	\$22,230,759	\$52,725,316
Public Utility Personal	\$2,090,332	\$2,039,544	\$1,931,103	\$1,837,573	\$1,474,378	\$4,234,262
State Foundation** #	\$8,945,693	\$8,503,048	\$8,134,490	\$8,775,847	\$9,572,560	\$17,426,501
Restricted Aid #	\$447,487	\$456,744	\$41,429	\$41,429	\$41,433	\$862,903
Property Tax Allocation*	\$2,704,249	\$2,674,971	\$2,704,436	\$2,695,062	\$2,680,748	\$5,475,462
Other	\$1,911,374	\$1,459,035	\$846,878	\$976,928	\$2,024,897	\$4,292,461
Total	\$40,251,920	\$38,064,563	\$36,628,965	\$37,221,131	\$38,024,775	\$85,016,905
State %	30.1%	30.6%	29.7%	30.9%	32.3%	

* Includes Homestead/Rollback, Tangible Personal Property Tax Fixed Rate Loss Reimbursement and Electric Deregulation.

** Includes Casino Revenue in State Foundation beginning January 2013 and Economic Disadvantaged Funding in November 2013.

Encompasses the Fair School Funding Plan as of January 2022

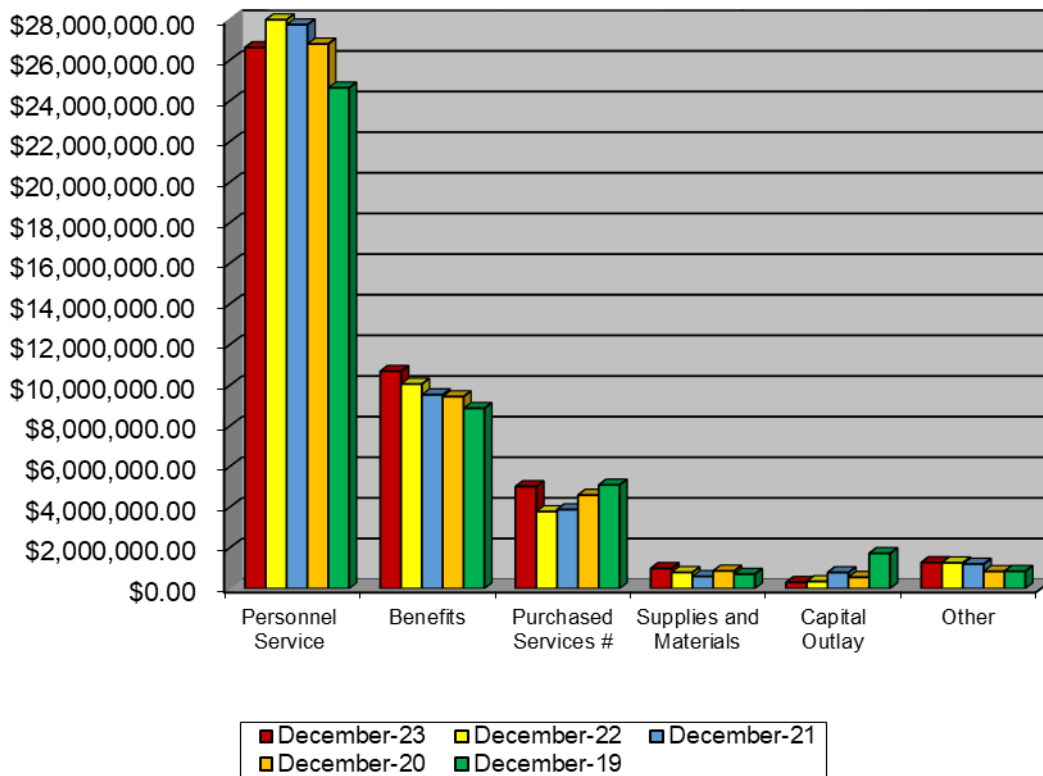
Forecast Funds Summary

December 2023

Expenditures

1. Personnel Services– The costs for personnel services for the School District from the beginning of the fiscal year until December 31, 2023 was \$26,635,201.00. This was a decrease of 5.8% below last year at this time. \$6,310,565.87 was spent in December.
2. Benefits – The cost for benefits for the School District from the beginning of the fiscal year until December 31, 2023 was \$10,698,600.42. This was an increase of 6.3% above last year at this time. \$1,852,014.23 was spent in December.
3. Purchased Services – The cost for purchased services for the district from the beginning of the fiscal year until December 31, 2023 total \$5,024,717.01. This was a 32.6% increase above last year at this time. \$1,162,393.84 was spent in December.
4. Supplies and Materials – The cost for supplies and materials for the district from the beginning of the fiscal year until December 31, 2023 total \$994,166.15. This was a 25.0% increase above last year at this time. \$142,531.72 was spent in December.
5. Capital Outlay – The cost for capital outlay for the district from the beginning of the fiscal year until December 31, 2023 total \$305,500.85. This was a 13.1% decrease below last year at this time. \$43,749.01 was spent in December.
6. Other – The cost of other expenditures excluding transfers for the district was \$1,283,290.21 for the fiscal year until December 31, 2023. This was a 0.1% increase above last year at this time. \$163,356.30 spent in December.

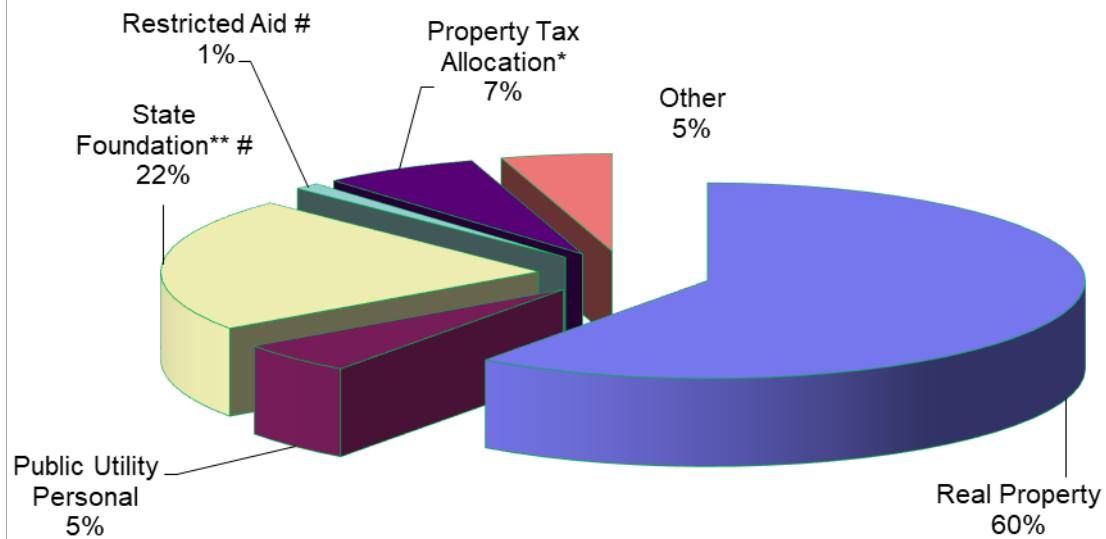
Forecast Fund Expenditures



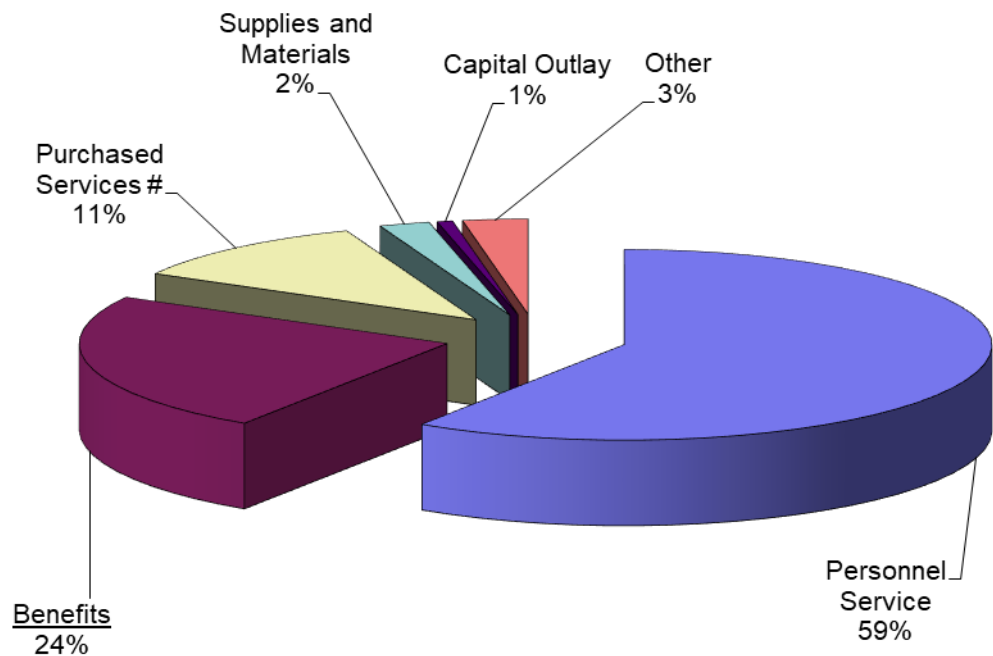
	December-23	December-22	December-21	December-20	December-19	Current Forecast
Personnel Service	\$26,635,201.00	\$28,257,461.32	\$27,756,532	\$26,809,495	\$24,649,030	\$58,584,346
Benefits	\$10,698,600.42	\$10,066,551.62	\$9,545,536	\$9,448,868	\$8,872,882	\$21,520,557
Purchased Services #	\$5,024,717.01	\$3,791,653.31	\$3,891,295	\$4,601,591	\$5,103,209	\$8,505,870
Supplies and Materials	\$994,166.15	\$795,359.68	\$599,836	\$865,762	\$713,123	\$1,244,205
Capital Outlay	\$305,500.85	\$351,654.71	\$792,321	\$556,873	\$1,734,954	\$1,207,052
Other	\$1,283,290.21	\$1,270,753.89	\$1,205,060	\$846,706	\$852,488	\$2,287,076
Transfers and Adv., Etc.	\$20,350.00	\$360,679.99	\$339,213	\$328,544	\$327,757	\$820,835
Other than Debt						
Total	\$44,961,826	\$44,894,115	\$44,129,793	\$43,457,838	\$42,253,443	\$94,169,941

Reduced with Fair School Funding Plan in January 2022

Current Forecast Fund Revenue



Current Forecast Fund Expenditures





Medina City Schools

DECEMBER**MONTH END BANK ACCOUNT BALANCES:**

OPERATING ACCOUNT - HUNTINGTON	\$	1,311,197.52
FLEX ACCOUNT - HUNTINGTON	\$	42,598.24
WORKERS COMP (ZBA) - HUNTINGTON	\$	-
WESTFIELD BANK	\$	3,218,536.05
WESTFIELD BANK COMMERCIAL CHECKING	\$	13,927.81
STAR OHIO - GENERAL	\$	3,753,855.23
JP Morgan / Metlife Claims	\$	13,584.43
RED TREE INVESTMENTS - GENERAL	\$	20,481,740.69
MULTISECURITIES FIXED	\$	12,960,000.00
MULTISECURITIES CASH FUND DEPOSITS	\$	15,358.31
5/3RD BANK	\$	8,284,981.90
T. ROWE PRICE Hoffman-Collins	\$	308,447.33
DWS -Hoffman- Collins	\$	489,449.39
DWS - Bushman	\$	8,004.77
Kanehl Stocks	\$	3,437.61
TOTAL BANK BALANCES	\$	50,905,119.28

PETTY CASH/CHANGE FUND:

PETTY CASH	\$	-
TOTAL PETTY CASH/CHANGE FUND	\$	-

DEPOSITS IN TRANSIT:

\$	(3,155.25)	jp morgan chase d
\$	249,000.00	WITHDRAWAL 5/3
\$	(15,080.36)	MBS TO HUNTING
\$	494,000.00	MBS TO HUNTING
TOTAL DEPOSITS IN TRANSIT	\$	724,764.39

OUTSTANDING CHECKS:

OPERATING ACCOUNT - HUNTINGTON:		
CHECKS	(470,393.33)	
EFT-MEMO CKS		
Workers Comp Outstanding Checks	(155.05)	SHEAKLEY
Flex Outstanding Checks	(2,462.65)	
PAYROLL ACCOUNT - HUNTINGTON:	-	
CHECKS	-	A10102
EFTS		
TOTAL OUTSTANDING CHECKS	\$	(473,011.03)

MISCELLANEOUS ADJUSTMENTS:

QTRLY TAXES	-	lakewood city
DO NOT RECEIPT	-15	
open payables	(90,066.43)	
ADJUSTMENTS IN TRANSIT	(6,940.60)	
TOTAL LIABILITIES ADJUSTMENTS	\$	(97,022.03)
TOTAL BANK BALANCE	\$	51,059,850.61
PER FINSUM (eFP)	\$	51,059,850.61
Difference	\$	-
		POST PAYROLL

Medina City School District

Sales Tax Update

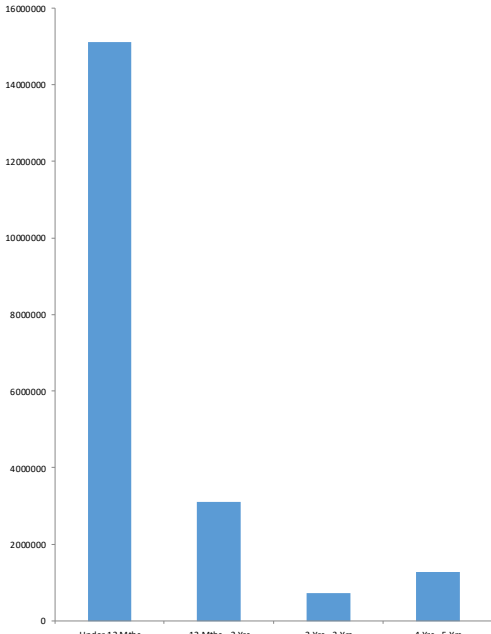
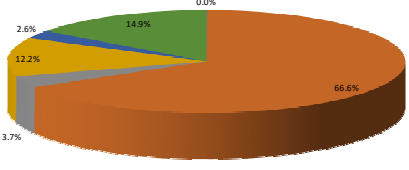
Date	Sales Tax Description	Receipts	Expenditures	Balance
July 1, 2023	Beginning Balance (071) Sales Tax and (002-9012) Bond			\$3,479,546.49
July	Sales Tax Distribution	\$975,501.22		\$4,455,047.71
	Summer Paving Project Consulting Services		\$8,340.21	\$4,446,707.50
	MHS Gym Scoreboards		\$76,218.00	\$4,370,489.50
	Summer Paving Project		\$10,089.92	\$4,360,399.58
	Roofing Project		\$30,449.70	\$4,329,949.88
	Asphalt Overlay and Removal		\$57,617.00	\$4,272,332.88
	Compressor for Walk In Freezer Claggett		\$3,865.00	\$4,268,467.88
	Fleet Master Lease Agreement		\$7,496.46	\$4,260,971.42
August	Summer Paving Project Consulting Services		\$32,605.42	\$4,228,366.00
	Roof Replacement Project Consulting Services		\$9,830.14	\$4,218,535.86
	Scoreboard Booster Payment		(\$30,487.20)	\$4,249,023.06
	Pickleball Court Construction		\$104,754.00	\$4,144,269.06
	Pickleball Court Construction - City Payment		(\$25,872.50)	\$4,170,141.56
	Pickleball Court Construction - City Payment		(\$22,000.00)	\$4,192,141.56
	District Paving 2023		\$248,623.91	\$3,943,517.65
	Roof Replacement Project		\$217,260.00	\$3,726,257.65
	Roofing Project 2022		\$89,719.79	\$3,636,537.86
	Fleet Master Lease Agreement		\$7,471.46	\$3,629,066.40
September	Summer Paving Project Consulting Services		\$263.30	\$3,628,803.10
	Digital Message Center Sign		\$4,210.75	\$3,624,592.35
	Summer Paving Project		\$15,000.00	\$3,609,592.35
	Pickleball Court Construction		\$37,284.00	\$3,572,308.35
	Pickleball Court Construction - City Payment		(\$52,377.00)	\$3,624,685.35
	Fleet Master Lease Agreement		\$7,351.97	\$3,617,333.38
October	Sales Tax Distribution	\$1,129,124.90		\$4,746,458.28
	MHS Scoreboards		\$68,596.20	\$4,677,862.08
	Pickleball Court Construction - City Payment		(\$18,642.00)	\$4,696,504.08
	Roof Replacement Project		\$166,071.03	\$4,530,433.05
	Scoreboard Booster Payment		(\$27,231.47)	\$4,557,664.52
November	COP's Principal and Interest		\$1,370,657.68	\$3,187,006.84
	Masonry Repairs Blake		\$8,760.00	\$3,178,246.84
	District Paving 2023		\$47,863.86	\$3,130,382.98
December	Heritage Renovation Consulting		\$34,320.00	\$3,096,062.98
	Fleet Master Lease Agreement		\$7,717.28	\$3,088,345.70
	Fiscal Year Totals	\$2,104,626.12	\$2,495,826.91	

Medina City School District

Recreation Center

Date	Description	District Revenue	District Expenses	City Reimbursements	Total Balance
July 1, 2022	Beginning Balance (003-9001)				\$ 243,131.08
July	Rec Center Expansion Project		\$2,550.00		\$ 240,581.08
	Deposit in Error			\$22,000.00	\$ 262,581.08
	Natatorium Upgrade Project		\$105,800.00		\$ 156,781.08
August	Rec Center Expansion Project		\$2,550.00		\$ 154,231.08
	Consulting Services for Natatorium Upgrade Project		\$1,950.00		\$ 152,281.08
	Error Correction			-\$22,000.00	\$ 130,281.08
	Natatorium Upgrade Project		\$282,049.00		\$ (151,767.92)
September	Rec Center Expansion Project		\$2,550.00		\$ (154,317.92)
	Labor and Materials to Replair Severed Pipes in Pool		\$6,122.00		\$ (160,439.92)
October	Consulting Services for Natatorium Upgrade Project		\$1,050.00		\$ (161,489.92)
	Rec Center Expansion Project		\$2,550.00		\$ (164,039.92)
	Labor and Materials to Replair Severed Pipes in Pool			\$3,061.00	\$ (160,978.92)
	Natatorium Upgrade Project		\$184,287.00		\$ (345,265.92)
November	Rec Center Expansion Project		\$1,700.00		\$ (346,965.92)
December	Rec Center Expansion Project		\$1,700.00		\$ (348,665.92)
	Consulting Services for Natatorium Upgrade Project		\$750.00		\$ (349,415.92)
	New Batting Cage		\$1,800.00		\$ (351,215.92)
	New Batting Cage			\$900.00	\$ (350,315.92)
	Fire Alarm Service		\$3,030.10		\$ (353,346.02)
	Natatorium Upgrade Project		\$121,923.66		\$ (475,269.68)
	Natatorium Repaint Targets & Color LED Lights		\$9,749.20		\$ (485,018.88)
	Natatorium Deck Drain Replacement		\$77,183.40		\$ (562,202.28)
Total Revenues, Expenditures and Reimbursements		\$ -	\$ 809,294.36	\$ 3,961.00	

Monthly Investment Summary
Medina City School District
US Bank Custodian Acct Ending x70982
 December 31, 2023

Monthly Cash Flow Activity		Market Value Summary				
From 11-30-23 through 12-31-23						
Beginning Book Value	22,885,250.02					
Contributions	0.00					
Withdrawals	-2,399,000.00					
Realized Gains/Losses	-31,326.00					
Gross Interest Earnings	26,816.67					
Ending Book Value	20,481,740.69					
		Security Type	Market Value	Pct. Assets	Avg Yield at Cost	Wght Avg Mat
		Money Market Fund				
		MONEY MARKET FUND	9,420.86	0.0	5.24	0.00
		Fixed Income				
		MUNICIPAL BONDS	737,927.50	3.6	0.84	1.54
		U.S. GOVERNMENT AGENCY NOTES	13,437,345.37	66.4	1.64	1.15
		U.S. TREASURY BILLS	520,547.32	2.6	5.50	0.17
		U.S. TREASURY NOTES	2,473,208.99	12.2	2.37	0.29
		Accrued Interest	47,461.52	0.2		
		Commercial Paper				
		COMMERCIAL PAPER	3,011,494.06	14.9	5.86	0.41
		TOTAL PORTFOLIO	20,237,405.62	100.0	2.43	0.92
Maturity Distribution		Security Type Allocation				
Distribution by Maturity 						

Disclosures:

RedTree's internal accounting system is used as the source of the market value of this account. Although obtained from a source believed to be reliable, we cannot guarantee its accuracy. You should review all account statements provided by the custodian and compare with the statements provided by RedTree.

Questions? Call 888.596.2293 or email info@redtreeinv.com

Monthly Activity Reports
Medina City School District
US Bank Custodian Acct Ending x70982
 From 12-01-23 Through 12-31-23

GROSS INTEREST INCOME

Ex-Date	Pay-Date	Security	Amount
U.S. GOVERNMENT AGENCY NOTES			
12-01-23	12-01-23	Federal Home Ln Mtg 0.620% Due 12-01-25	2,480.00
12-04-23	12-04-23	Federal Home Ln Mtg 0.250% Due 12-04-23	575.00
12-13-23	12-13-23	Federal Home Ln Bank 5.125% Due 06-13-25	5,445.31
12-26-23	12-26-23	Federal Home Ln Mtg 0.700% Due 12-23-25	1,330.00
			9,830.31
MUNICIPAL BONDS			
12-01-23	12-01-23	Defiance CSD, OH GO 4.000% Due 12-01-23	6,900.00
12-01-23	12-01-23	Northwestern LSD, OH GO 5.820% Due 12-01-26	7,275.00
12-15-23	12-15-23	State of Ohio, OH REV 0.300% Due 12-15-23	750.00
12-15-23	12-15-23	State of Ohio, OH REV 0.520% Due 12-15-24	1,300.00
			16,225.00
MONEY MARKET FUND			
12-01-23	12-01-23	First American Treasury Obligations Fund	758.88
12-21-23	12-21-23	First American Treasury Obligations Fund	0.10
12-21-23	12-21-23	First American Treasury Obligations Fund	2.38
			761.36
GROSS INCOME			26,816.67

Disclosures:

RedTree's internal accounting system is used as the source of the market value of this account. Although obtained from a source believed to be reliable, we cannot guarantee its accuracy. You should review all account statements provided by the custodian and compare with the statements provided by RedTree.

Questions? Call 888.596.2293 or email info@redtreeinv.com

Purchase and Sale
Medina City School District
US Bank Custodian Acct Ending x70982
 From 12-01-23 Through 12-31-23

Trade Date	Settle Date	Quantity	Security	Unit Price	Amount
SALES					
12-01-2023	12-01-2023	345,000	Defiance CSD, OH GO 4.000% Due 12-01-23	100.00	345,000.00
12-04-2023	12-04-2023	460,000	Federal Home Ln Mtg 0.250% Due 12-04-23	100.00	460,000.00
12-15-2023	12-15-2023	500,000	State of Ohio, OH REV 0.300% Due 12-15-23	100.00	500,000.00
					1,305,000.00

Disclosures:

RedTree's internal accounting system is used as the source of the market value of this account. Although obtained from a source believed to be reliable, we cannot guarantee its accuracy. You should review all account statements provided by the custodian and compare with the statements provided by RedTree.

Questions? Call 888.596.2293 or email info@redtreeinv.com

Realized Gains/Losses
Medina City School District
US Bank Custodian Acct Ending x70982
 From 12-01-23 Through 12-31-23

Open Date	Close Date	Quantity	Security	Cost Basis	Proceeds	Gain Or Loss	
						Short Term	Long Term
07-16-2020	12-01-2023	345,000	Defiance CSD, OH GO 4.000% Due 12-01-23	376,891.80	345,000.00		-31,891.80
04-14-2021	12-04-2023	460,000	Federal Home Ln Mtg 0.250% Due 12-04-23	459,434.20	460,000.00		565.80
06-08-2021	12-15-2023	500,000	State of Ohio, OH REV 0.300% Due 12-15-23	500,000.00	500,000.00		0.00
TOTAL GAINS						0.00	565.80
TOTAL LOSSES						0.00	-31,891.80
				1,336,326.00	1,305,000.00	0.00	-31,326.00
TOTAL REALIZED GAIN/LOSS		-31,326.00					

Disclosures:

RedTree's internal accounting system is used as the source of the market value of this account. Although obtained from a source believed to be reliable, we cannot guarantee its accuracy. You should review all account statements provided by the custodian and compare with the statements provided by RedTree.

Questions? Call 888.596.2293 or email info@redtreeinv.com

Portfolio Holdings Report
Medina City School District
US Bank Custodian Acct Ending x70982
 December 31, 2023

Quantity	Cusip	Security Description	Moody's	S&P	Cost Basis	Market Value	Yield at Cost	Wtd Maturity	Purchase Date
U.S. GOVERNMENT AGENCY NOTES									
625,000	3133EMRZ7	Federal Farm Credit Bank 0.250% Due 02-26-24	Aaa	AA+	623,324.16	620,180.58	0.34	0.15	03-09-21
385,000	3133EMRZ7	Federal Farm Credit Bank 0.250% Due 02-26-24	Aaa	AA+	384,110.65	382,031.24	0.33	0.15	03-31-21
1,000,000	3130ALSG0	Federal Home Ln Bank 0.250% Due 03-08-24	Aaa	AA+	998,332.00	990,631.13	0.31	0.19	05-24-21
240,000	3133EMTW2	Federal Farm Credit Bank 0.300% Due 03-18-24	Aaa	AA+	239,805.60	237,474.63	0.33	0.21	04-27-21
1,200,000	3133EMGF3	Federal Farm Credit Bank 0.350% Due 05-16-24	Aaa	AA+	1,197,900.00	1,177,725.74	0.40	0.37	11-19-20
115,000	3130ANMM9	Federal Home Ln Bank 0.540% Due 08-26-24	Aaa	AA+	115,000.00	111,664.27	0.54	0.64	08-26-21
750,000	3130ANX88	Federal Home Ln Bank 0.500% Due 09-27-24	Aaa	AA+	749,775.00	725,672.00	0.51	0.72	09-27-21
1,500,000	3130ALQV9	Federal Home Ln Bank 0.570% Due 09-30-24	Aaa	AA+	1,500,000.00	1,451,094.00	0.57	0.73	03-30-21
500,000	3130ALTH7	Federal Home Ln Bank 0.510% Due 09-30-24	Aaa	AA+	500,000.00	483,940.68	0.51	0.73	03-30-21
415,000	3130AKDS2	Federal Home Ln Bank 0.390% Due 10-28-24	Aaa	AA+	415,402.55	399,668.47	0.36	0.81	02-19-21
1,000,000	3135G06E8	Federal Natl Mtg Assoc 0.420% Due 11-18-24	Aaa	AA+	998,250.00	961,362.59	0.46	0.86	11-18-20
1,065,000	3133EPWP6	Federal Farm Credit Bank 5.500% Due 11-25-24	Aaa	AA+	1,064,829.60	1,070,805.66	5.52	0.87	09-25-23
1,200,000	3133EMER9	Federal Farm Credit Bank 0.470% Due 01-27-25	Aaa	AA+	1,198,620.00	1,146,449.00	0.50	1.05	10-29-20
600,000	3130AV7L0	Federal Home Ln Bank 5.000% Due 02-28-25	Aaa	AA+	595,584.00	602,285.06	5.57	1.10	10-20-23
250,000	3130AWLY4	Federal Home Ln Bank 5.125% Due 06-13-25	Aaa	AA+	249,855.00	252,082.86	5.16	1.38	08-24-23
800,000	3134GXDM3	Federal Home Ln Mtg 0.620% Due 12-01-25	Aaa	AA+	799,400.00	742,785.31	0.64	1.87	12-02-20
380,000	3134GXHD9	Federal Home Ln Mtg 0.700% Due 12-23-25	Aaa	AA+	380,000.00	352,557.05	0.70	1.93	12-23-20
500,000	3130AKZ25	Federal Home Ln Bank 0.650% Due 02-26-26	Aaa	AA+	500,000.00	462,269.60	0.65	2.09	02-26-21
200,000	3133EPWK7	Federal Farm Credit Bank 4.500% Due 09-22-28	Aaa	AA+	198,250.20	205,340.46	4.70	4.19	09-29-23
300,000	3134H1ES8	Federal Home Ln Mtg 6.000% Due 09-27-28	Aaa	AA+	300,000.00	300,529.50	6.00	4.02	09-29-23
725,000	3133EPZN8	Federal Farm Credit Bank 5.000% Due 10-24-28	Aaa	AA+	724,463.50	760,795.55	5.02	4.24	10-24-23
	Accrued Interest					41,761.22			
					13,732,902.26	13,479,106.60	1.64	1.15	
MUNICIPAL BONDS									
500,000	677581JB7	State of Ohio, OH REV 0.520% Due 12-15-24	Aa2	AA	500,000.00	478,940.00	0.52	0.93	06-08-21
250,000	668180CW0	Northwestern LSD, OH GO 5.820% Due 12-01-26	Aa2		304,310.00	258,987.50	1.42	2.66	10-12-21
	Accrued Interest					1,328.06			
					804,310.00	739,255.56	0.84	1.54	
U.S. TREASURY NOTES									
950,000	91282CBR1	US Treasury Note 0.250% Due 03-15-24	Aaa	AA+	948,033.21	940,537.11	0.33	0.20	08-09-21

Disclosures:

RedTree's internal accounting system is used as the source of the market value of this account. Although obtained from a source believed to be reliable, we cannot guarantee its accuracy. You should review all account statements provided by the custodian and compare with the statements provided by RedTree.

Questions? Call 888.596.2293 or email info@redtreeinv.com

Portfolio Holdings Report
Medina City School District
US Bank Custodian Acct Ending x70982
 December 31, 2023

Quantity	Cusip	Security Description	Moody's	S&P	Cost Basis	Market Value	Yield at Cost	Wtd Maturity	Purchase Date
550,000	91282CBV2	US Treasury Note 0.375% Due 04-15-24	Aaa	AA+	549,978.52	542,437.50	0.38	0.29	09-20-21
1,000,000	912828WJ5	US Treasury Note 2.500% Due 05-15-24	Aaa	AA+	975,546.88	990,234.38	5.39	0.37	06-30-23
	Accrued Interest					4,372.24			
					2,473,558.61	2,477,581.23	2.37	0.29	
U.S. TREASURY BILLS									
525,000	912797GP6	US Treasury Bill 0.000% Due 02-29-24	P-1	A-1+	510,800.21	520,547.32	5.50	0.17	08-31-23
COMMERCIAL PAPER									
380,000	78009ACS1	Royal Bank of Canada (RBC) 0.000% Due 03-26-24	P-1	A-1+	363,926.00	375,045.56	5.89	0.24	06-30-23
500,000	46640PD18	JP Morgan 0.000% Due 04-01-24	P-1	A-1	479,000.00	492,935.00	5.85	0.25	07-06-23
250,000	89233GDG8	Toyota Motor Credit 0.000% Due 04-16-24	P-1	A-1+	239,563.19	245,969.50	5.90	0.29	07-25-23
250,000	13608ADK9	Canadian Imp Holdings 0.000% Due 04-19-24	P-1	A-1	239,425.00	245,815.50	5.89	0.30	07-24-23
250,000	89233GEQ5	Toyota Motor Credit 0.000% Due 05-24-24	P-1	A-1+	239,426.80	244,616.00	5.91	0.39	08-29-23
450,000	89233GFE1	Toyota Motor Credit 0.000% Due 06-14-24	P-1	A-1+	431,102.76	439,033.50	5.87	0.45	09-19-23
1,000,000	63307LH87	National Bank of Canada 0.000% Due 08-08-24	P-1	A-1	958,305.00	968,079.00	5.82	0.59	11-13-23
					2,950,748.75	3,011,494.06	5.86	0.41	
MONEY MARKET FUND									
	USBMMF	First American Treasury Obligations Fund			9,420.86	9,420.86	5.24		
TOTAL PORTFOLIO					20,481,740.69	20,237,405.62	2.43	0.92	

Disclosures:

RedTree's internal accounting system is used as the source of the market value of this account. Although obtained from a source believed to be reliable, we cannot guarantee its accuracy. You should review all account statements provided by the custodian and compare with the statements provided by RedTree.

Questions? Call 888.596.2293 or email info@redtreeinv.com

ENV# CEBPRMPTBBMQZSZ_BBBBB
FIFTH THIRD SECURITIES, INC.
MD 1M0B2A
5050 KINGSLEY DRIVE
CINCINNATI, OH 45263

MEDINA CITY SCHOOLS
DAVID CHAMBERS
739 WEYMOUTH RD
MEDINA OH 44256



STATEMENT FOR THE PERIOD DECEMBER 1, 2023 TO DECEMBER 31, 2023

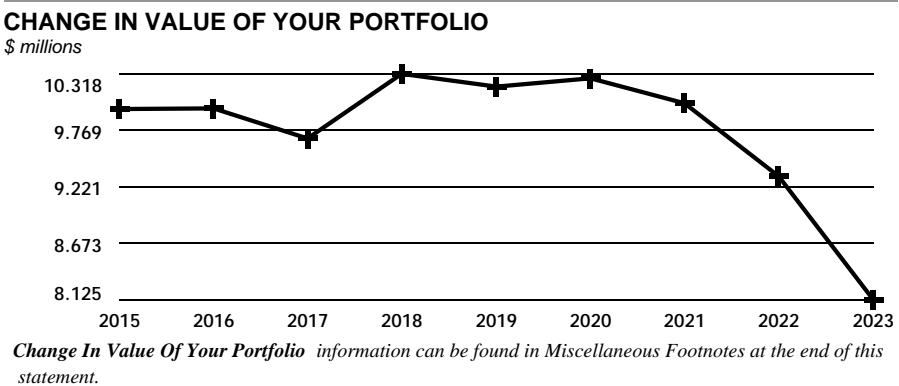
MEDINA CITY SCHOOLS - Corporation
Account Number: [REDACTED]

For questions about your accounts:
In-State: 614 744 5496
National: 888 889 1025

By the courtesy of:
Carter & Savage

TOTAL VALUE OF YOUR PORTFOLIO **\$8,125,004.49**

FOR YOUR INFORMATION
Fifth Third Securities, Inc. Investments offered through Fifth Third Securities, Inc., member FINRA/SIPC



Fifth Third Securities, Inc.

Statement for the Period December 1, 2023 to December 31, 2023

MEDINA CITY SCHOOLS - Corporation
Account Number: [REDACTED]



Account Overview

CHANGE IN ACCOUNT VALUE	<i>Current Period</i>	<i>Year-to-Date</i>
BEGINNING VALUE	\$8,040,770.30	\$9,329,696.10
Additions and Withdrawals	(\$9,639.32)	(\$1,585,819.06)
Misc. & Corporate Actions	\$0.00	\$0.00
Income	\$9,639.32	\$84,325.61
Taxes, Fees and Expenses	\$0.00	\$0.00
Change in Value	\$84,234.19	\$296,801.84
ENDING VALUE (AS OF 12/31/23)	\$8,125,004.49	\$8,125,004.49

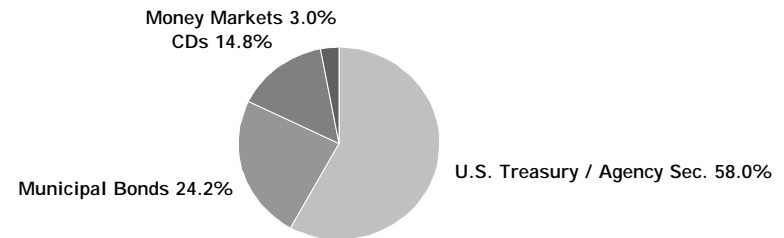
Refer to Miscellaneous Footnotes for more information on Change in Value.

INCOME	<i>Current Period</i>	<i>Year-to-Date</i>
TAXABLE		
Taxable Dividends	\$2.29	\$3,742.47
Taxable Interest	\$9,637.03	\$80,583.14
TOTAL TAXABLE	\$9,639.32	\$84,325.61
TOTAL INCOME	\$9,639.32	\$84,325.61

Taxable income is determined based on information available to NFS at the time the statement was prepared, and is subject to change. Final information on taxation of interest and dividends is available on Form 1099-Div, which is mailed in February of the subsequent year.

REALIZED GAIN (LOSS)	<i>Current Period</i>	<i>Year-to-Date</i>
Short Term Gain	\$0.00	\$0.00
Short Term Loss	\$0.00	\$0.00
Disallowed Short Term Loss	\$0.00	\$0.00
TOTAL SHORT TERM GAIN (LOSS)	\$0.00	\$0.00

ACCOUNT ALLOCATION



	<i>Percent</i>	<i>Prior Period</i>	<i>Current Period</i>
Money Markets	3.0 %	\$0.00	\$249,000.00
CDs	14.8	\$1,445,459.65	\$1,201,515.59
Municipal Bonds	24.2	\$1,939,023.90	\$1,963,015.40
U.S. Treasury / Agency Sec.	58.0	\$4,656,286.75	\$4,711,473.50
TOTAL	100.0 %	\$8,040,770.30	\$8,125,004.49

Account Allocation shows the percentage that each asset class represents of your total account value. Account Allocation for equities, fixed income, and other categories may include mutual funds and may be net of short positions. NFS has made assumptions concerning how certain mutual funds are allocated. Closed-end mutual funds and Exchange Traded Products (ETPs) listed on an exchange may be included in the equity allocation. The chart may not reflect your actual portfolio allocation. Consult your broker/dealer prior to making investment decisions.

Statement for the Period December 1, 2023 to December 31, 2023

MEDINA CITY SCHOOLS - Corporation
Account Number: [REDACTED]



Account Overview *continued*

REALIZED GAIN (LOSS) <i>continued</i>	Current Period	Year-to-Date
Long Term Gain	\$0.00	\$0.00
Long Term Loss	\$0.00	\$8,786.25
Disallowed Long Term Loss	\$0.00	\$0.00
TOTAL LONG TERM GAIN (LOSS)	\$0.00	(\$8,786.25)

NFS-provided cost basis, realized gain (loss) and holding period information may not reflect all adjustments necessary for your tax reporting purposes. Please refer to Footnotes and Cost Basis Information at the end of this statement for more information.

MESSAGES AND ALERTS

Customers wishing to learn more about their investment professional can contact the FINRA BrokerCheck Hotline Number at 1-800-289-9999 or visit the FINRA Regulation website www.finra.org. Customers can also obtain an investor brochure that includes information describing the FINRA BrokerCheck program by contacting Brokerage Operations 1-888-889-1025.

Order Flow Practices- SEC Rule 607 Disclosure- FTS is a customer of NFS, where NFS provides certain securities clearance services. FTS receives remuneration for directing orders to a particular broker or dealer and routes orders to market centers, national securities exchanges, alternative trading systems, electronic communications networks, and broker-dealers that offer credits for certain types of orders, while assessing fees for other types of orders. Credits offered by a market center may exceed the charges assessed, such that a market center may make a payment to FTS in relation to the orders. Such remuneration, if any, is considered compensation to FTS.

Please note that the FDIC insured deposit at Fifth Third Bank under the Fifth Third BD Program is not covered by SIPC. The FDIC insured deposit is eligible for FDIC insurance subject to FDIC coverage limits at the time funds are deposited at Fifth Third Bank. As referenced in the Fifth Third BD Program disclosure document, clients are responsible for monitoring their total assets at Fifth Third Bank to determine the extent of available FDIC coverage.

Fifth Third Securities reminds you to please promptly report any inaccuracies or discrepancies in your account to Brokerage Operations by calling 1-888-889-1025. Please reconfirm any oral communications in writing to your investment professional to further protect your rights under the Securities Investor Protection Act SIPA.

Statement for the Period December 1, 2023 to December 31, 2023

MEDINA CITY SCHOOLS - Corporation
Account Number: [REDACTED]



Holdings

NFS-provided cost basis, realized gain (loss) and holding period information may not reflect all adjustments necessary for tax purposes. Please refer to Footnotes and Cost Basis Information at the end of this statement for more information.

For additional information regarding your holdings, please refer to the footnotes at the end of the statement.

Client Investment - Reflects the amount from share purchases, transfers and conversions that have customer or third party provided cost basis. The amount does not reflect all account activity, including, but not limited to shares acquired via certain corporate actions, gifted/inherited, date of death step-up, or dividend reinvestments. The amount may fluctuate over time based on activity within the account due to buying, transferring or converting additional shares or selling all or part of a security. Transfers or conversions that do not have cost basis will not be reflected in the Client Investment amount. The reflected Client Investment amount does not represent your cost basis reported on IRS Form 1099-B, as it is a separate calculation.

CASH AND CASH EQUIVALENTS - 3.06% of Total Account Value

Description	Symbol/Cusip Account Type	Quantity	Price on 12/31/23	Current Market Value	Estimated Annual Income
Money Markets					
FEDERATED HERMES GOVT OBLIGATIONS IS 7 DAY YIELD 5.22% Dividend Option Cash Capital Gain Option Cash	GOIXX CASH	249,000	\$1.00	\$249,000.00	
Total Cash and Cash Equivalents				\$249,000.00	

Statement for the Period December 1, 2023 to December 31, 2023

MEDINA CITY SCHOOLS - Corporation
 Account Number: [REDACTED]

**HOLDINGS > FIXED INCOME - 96.94% of Total Account Value**

ALERT: You have a fixed income position due to mature within the next 90 days.

For an explanation of fixed income pricing, please see the last page. Redemption schedule(s), bond rating(s), and other information are provided where available. If information does not appear regarding a particular investment, it is not available.

Copyright 2022, S&P Global Market Intelligence. Reproduction of any information, data or material, including ratings ("Content") in any form is prohibited except with the prior written permission of the relevant party. Such party, its affiliates and suppliers ("Content Providers") do not guarantee the accuracy, adequacy, completeness, timeliness or availability of any Content and are not responsible for any errors or omissions (negligent or otherwise), regardless of the cause, or for the results obtained from the use of such Content. In no event shall Content Providers be liable for any damages, costs, expenses, legal fees, or losses (including lost income or lost profit and opportunity costs) in connection with any use of the Content. A reference to a particular investment or security, a rating or any observation concerning an investment that is part of the Content is not a recommendation to buy, sell or hold such investment or security, does not address the suitability of an investment or security and should not be relied on as investment advice. Credit ratings are statements of opinions and are not statements of fact.

Moody's® Copyright 2022, Moody's Investors Service, Inc. ("Moody's"). Moody's ratings ("Ratings") are proprietary to Moody's or its affiliates and are protected by copyright and other intellectual property laws. Ratings are licensed to Licensee by Moody's. RATINGS MAY NOT BE COPIED OR OTHERWISE REPRODUCED, REPACKAGED, FURTHER TRANSMITTED, TRANSFERRED, DISSEMINATED, REDISTRIBUTED OR RESOLD, OR STORED FOR SUBSEQUENT USE FOR ANY SUCH PURPOSE, IN WHOLE OR IN PART, IN ANY FORM OR MANNER OR BY ANY MEANS WHATSOEVER, BY ANY PERSON WITHOUT MOODY'S PRIOR WRITTEN CONSENT. Moody's® is a registered trademark.

Description	Symbol/Cusip Account Type	Quantity	Estimated Price on 12/31/23	Estimated Current Market Value	Estimated Annual Income	Original/Adjusted Cost Basis	Unrealized Gain (Loss)
-------------	------------------------------	----------	-----------------------------------	--------------------------------------	----------------------------	---------------------------------	---------------------------

CDs

Certificates of Deposit (CDs), including Market Indexed CDs and Market Linked CDs (collectively, MCDs) are generally shown at estimated market prices based upon a matrix or model pricing method that may not represent the actual price if sold prior to maturity. However, CDs and MCDs may be shown at face value for up to seven calendar days from date of issue if estimated market prices have not been received from a third party pricing vendor. The actual value of CDs and MCDs may be different from their purchase price. CDs and MCDs are subject to interest rate risk. The estimated market price reflected for MCDs may not be based on the actual closing value of the linked market index on the final maturity date and the market value of MCDs may not correspond directly to increases or decreases in the underlying linked market index. You may sell CDs or MCDs in the secondary market subject to market conditions. The secondary market for CDs and MCDs is generally illiquid. If sold prior to maturity, the value of MCDs may be less than the purchase amount or face value. The sale or redemption of any fixed income security prior to maturity may result in a substantial gain or loss, and an early withdrawal penalty may apply. Certain MCDs may only be redeemed on pre-specified liquidation dates and may have call features that allow the issuer to call the MCD prior to maturity. Certain Step Rate CDs are also subject to reinvestment risk if call provisions are exercised by the issuer and if a CD with a comparable rate is not available.

See sales materials or contact your broker/dealer for additional information.

MORGAN STANLEY BK N A CD 0.50000% 01/08/2024 FDIC INSURED CPN PMT QUARTERLY ON OCT 08, JAN 08, APR 08, JUL 08 Next Interest Payable: 01/08/24 STEP COUPON RESET FREQUENCY TERM MODE Estimated Yield 0.50% Accrued Interest \$286.52 Average Unit Cost \$1.00 Client Investment \$249,000.00 Adjusted Cost Basis							
	61765QQ28 CASH	249,000	\$0.99871	\$248,678.79	\$1,245.00	\$249,000.00	
						\$249,000.00	D (\$321.21)
CFBANK FAIRLAWN OH CD 2.80000%							
	15721UCY3	235,000	\$0.99482	\$233,782.70	\$6,580.00	\$235,000.00	

Fifth Third Securities, Inc.

Account carried with National Financial Services LLC, Member
 NYSE, SIPC

MN _CEBPRMPTBBMQSZS_BBBBB 20231229

S

Statement for the Period December 1, 2023 to December 31, 2023

MEDINA CITY SCHOOLS - Corporation
Account Number: [REDACTED]



HOLDINGS > FIXED INCOME *continued*

Description	Symbol/Cusip Account Type	Quantity	Estimated Price on 12/31/23	Estimated Current Market Value	Estimated Annual Income	Original/Adjusted Cost Basis	Unrealized Gain (Loss)
CFBANK FAIRLAWN OH CD 2.80000%	15721UCY3	<i>continued</i>					
03/15/2024 FDIC INSURED	CASH						
CPN PMT MONTHLY							
Next Interest Payable: 01/15/24							
Estimated Yield 2.81%							
Accrued Interest \$306.47							
Average Unit Cost \$1.00							
Client Investment \$235,000.00							
Adjusted Cost Basis						\$235,000.00 D	(\$1,217.30)
FIRST ST BK BUXTON ND CD 2.40000%	31860PAL2	245,000	\$0.98878	\$242,251.10	\$5,880.00	\$245,000.00	
05/30/2024 FDIC INSURED	CASH						
CPN PMT MONTHLY							
Next Interest Payable: 01/30/24							
Estimated Yield 2.42%							
Accrued Interest \$32.22							
Average Unit Cost \$1.00							
Client Investment \$245,000.00							
Adjusted Cost Basis						\$245,000.00 D	(\$2,748.90)
STATE BK REESEVILLE WIS CD 2.25000%	856487AX1	240,000	\$0.98614	\$236,673.60	\$5,400.00	\$240,000.00	
06/28/2024 FDIC INSURED	CASH						
CPN PMT MONTHLY							
Next Interest Payable: 01/28/24							
Estimated Yield 2.28%							
Accrued Interest \$59.18							
Average Unit Cost \$1.00							
Client Investment \$240,000.00							
Adjusted Cost Basis						\$240,000.00 D	(\$3,326.40)
RAYMOND JAMES BK NATL ASSN CD 2.00000%	75472RAE1	245,000	\$0.98012	\$240,129.40	\$4,900.00	\$245,000.00	
08/23/2024 FDIC INSURED	CASH						
CPN PMT SEMI-ANNUAL							
ON FEB 23, AUG 23							
Next Interest Payable: 02/23/24							
Estimated Yield 2.04%							
Accrued Interest \$1758.63							
Average Unit Cost \$1.00							
Client Investment \$245,000.00							

Statement for the Period December 1, 2023 to December 31, 2023

MEDINA CITY SCHOOLS - Corporation
Account Number: [REDACTED]



HOLDINGS > FIXED INCOME *continued*

Description	Symbol/Cusip Account Type	Quantity	Estimated Price on 12/31/23	Estimated Current Market Value	Estimated Annual Income	Original/Adjusted Cost Basis	Unrealized Gain (Loss)
RAYMOND JAMES BK NATL ASSN CD 2.00000%	75472RAE1	<i>continued</i>					
Adjusted Cost Basis						\$245,000.00 D	(\$4,870.60)
Total CDs		1,214,000		\$1,201,515.59	\$24,005.00	\$1,214,000.00	(\$12,484.41)
Municipal Bonds							
COLUMBUS OHIO ST CMNTY COLLEGE 00.56700%	19954VAJ6	460,000	\$96.014	\$441,664.40	\$2,608.20	\$453,645.40	
12/01/2024 TAXABLE FACS CONSTR IMPT GO	CASH						
UNLTD TAX BDS SER. 2020 B							
UNLIMITED GEN OBLIG							
MOODY'S Aa1 /S&P AA							
CPN PMT SEMI-ANNUAL							
ON JUN 01, DEC 01							
Next Interest Payable: 06/01/24							
Accrued Interest \$217.35							
Average Unit Cost \$98.62							
Client Investment \$453,645.40							
Adjusted Cost Basis						\$453,645.40 D	(\$11,981.00)
Unrealized Market Discount Income	\$2,306.60 Q						
CENTERVILLE OHIO CITY SCH DIST 00.81900%	152239JX8	250,000	\$93.206	\$233,015.00	\$2,047.50	\$250,772.50	
12/01/2025 TAXABLE UNLTD TAX GO IMPT REF	CASH						
BDS SER. 2020							
UNLIMITED GEN OBLIG							
MOODY'S Aa1							
CPN PMT SEMI-ANNUAL							
ON DEC 01, JUN 01							
Next Interest Payable: 06/01/24							
Accrued Interest \$170.63							
Average Unit Cost \$100.13							
Client Investment \$250,772.50							
Adjusted Cost Basis						\$250,327.88 D	(\$17,312.88)
YTD Amortized Premium	\$168.87 E						
FRANKLIN CNTY OHIO TAXABLE GO LTD TAX	3531727W3	1,400,000	\$92.024	\$1,288,336.00	\$11,900.00	\$1,400,000.00	
00.85000% 06/01/2026 VAR PURP REF BDS	CASH						
SER. 2021 B							
LIMITED GEN OBLIG							
MOODY'S Aaa /S&P AAA							
CPN PMT SEMI-ANNUAL							

Fifth Third Securities, Inc.

Account carried with National Financial Services LLC, Member
NYSE, SIPC

Statement for the Period December 1, 2023 to December 31, 2023

MEDINA CITY SCHOOLS - Corporation
Account Number: [REDACTED]



HOLDINGS > FIXED INCOME *continued*

Description	Symbol/Cusip Account Type	Quantity	Estimated Price on 12/31/23	Estimated Current Market Value	Estimated Annual Income	Original/Adjusted Cost Basis	Unrealized Gain (Loss)
FRANKLIN CNTY OHIO TAXABLE GO LTD TAX	3531727W3	<i>continued</i>					
ON DEC 01, JUN 01							
Next Interest Payable: 06/01/24							
Accrued Interest \$991.67							
Average Unit Cost \$100.00							
Client Investment \$1,400,000.00							
Adjusted Cost Basis						\$1,400,000.00 D	(\$111,664.00)
Total Municipal Bonds		2,110,000		\$1,963,015.40	\$16,555.70	\$2,103,973.28	(\$140,957.88)
U.S. Treasury / Agency Securities							
FEDERAL NATL MTG ASSN NOTE 0.42000%	3135G06E8	275,000	\$96.134	\$264,368.50	\$1,155.00	\$274,835.00	
11/18/2024	CASH						
MOODY'S Aaa /S&P AA+							
CPN PMT SEMI-ANNUAL							
ON MAY 18, NOV 18							
Next Interest Payable: 05/18/24							
CALLABLE ON 02/18/2024 @ 100.0000							
Accrued Interest \$137.96							
Average Unit Cost \$99.94							
Client Investment \$274,835.00							
Adjusted Cost Basis						\$274,835.00 D	(\$10,466.50)
FEDERAL HOME LOAN BA SER HR-9025	3130AQRN5	1,000,000	\$97.609	\$976,090.00	\$21,500.00	\$994,230.00	
2.15000% 02/18/2025	CASH						
MOODY'S Aaa /S&P AA+							
CPN PMT SEMI-ANNUAL							
ON AUG 18, FEB 18							
Next Interest Payable: 02/18/24							
CALLABLE ON 02/18/2024 @ 100.0000							
STEP COUPON							
RESET FREQUENCY TERM MODE							
Accrued Interest \$7943.06							
Average Unit Cost \$99.42							
Client Investment \$994,230.00							
Adjusted Cost Basis						\$994,230.00 D	(\$18,140.00)
FEDERAL FARM CR BKS BOND 0.53000%	3133EMFC1	1,000,000	\$94.145	\$941,450.00	\$5,300.00	\$998,500.00	
07/29/2025	CASH						
MOODY'S Aaa /S&P AA+							

Fifth Third Securities, Inc.

Account carried with National Financial Services LLC, Member
NYSE, SIPC

MN _CEBPRMPTBBMQZSZ_BBBBB 20231229

S

Statement for the Period December 1, 2023 to December 31, 2023

MEDINA CITY SCHOOLS - Corporation
Account Number: [REDACTED]



HOLDINGS > FIXED INCOME *continued*

Description	Symbol/Cusip Account Type	Quantity	Estimated Price on 12/31/23	Estimated Current Market Value	Estimated Annual Income	Original/Adjusted Cost Basis	Unrealized Gain (Loss)
FEDERAL FARM CR BKS BOND 0.53000%	3133EMFC1	<i>continued</i>					
CPN PMT SEMI-ANNUAL ON JAN 29, JUL 29 Next Interest Payable: 01/29/24 CONTINUOUSLY CALLABLE FROM 10/29/2021 CALLABLE ON 01/04/2024 @ 100.0000 Accrued Interest \$2237.78 Average Unit Cost \$99.85 Client Investment \$998,500.00 Adjusted Cost Basis						\$998,500.00 D	(\$57,050.00)
FEDERAL FARM CR BKS BOND 0.61000%	3133EL4W1 CASH	1,000,000	\$93.982	\$939,820.00	\$6,100.00	\$1,000,000.00	
08/25/2025 MOODY'S Aaa /S&P AA+ CPN PMT SEMI-ANNUAL ON FEB 25, AUG 25 Next Interest Payable: 02/25/24 CONTINUOUSLY CALLABLE FROM 02/25/2021 CALLABLE ON 01/04/2024 @ 100.0000 Accrued Interest \$2135.00 Average Unit Cost \$100.00 Client Investment \$1,000,000.00 Adjusted Cost Basis						\$1,000,000.00 D	(\$60,180.00)
FEDERAL HOME LOAN BA SER L7-2026	3130ALVT8 CASH	1,000,000	\$94.221	\$942,210.00	\$15,000.00	\$1,000,000.00	
1.50000% 04/14/2026 MOODY'S Aaa /S&P AA+ CPN PMT SEMI-ANNUAL ON OCT 14, APR 14 Next Interest Payable: 04/14/24 STEP COUPON RESET FREQUENCY TERM MODE Accrued Interest \$3208.33 Average Unit Cost \$100.00 Client Investment \$1,000,000.00 Adjusted Cost Basis						\$1,000,000.00 D	(\$57,790.00)
FEDERAL HOME LOAN BA SER TX-9026	3130ANZM5 CASH	700,000	\$92.505	\$647,535.00	\$5,950.00	\$698,999.00	
0.85000% 09/30/2026 MOODY'S Aaa /S&P AA+ CPN PMT SEMI-ANNUAL							

Fifth Third Securities, Inc.

Account carried with National Financial Services LLC, Member
NYSE, SIPC

Statement for the Period December 1, 2023 to December 31, 2023

MEDINA CITY SCHOOLS - Corporation
Account Number: [REDACTED]



HOLDINGS > FIXED INCOME *continued*

Description	Symbol/Cusip Account Type	Quantity	Estimated Price on 12/31/23	Estimated Current Market Value	Estimated Annual Income	Original/Adjusted Cost Basis	Unrealized Gain (Loss)
FEDERAL HOME LOAN BA SER TX-9026	3130ANZM5	continued					
ON MAR 30, SEP 30							
Next Interest Payable: 03/30/24							
CALLABLE ON 12/30/2023 @ 100.0000							
STEP COUPON							
RESET FREQUENCY TERM MODE							
NEXT RESET 03/30/2024 @ 1.00000							
Accrued Interest \$1487.50							
Average Unit Cost \$99.86							
Client Investment \$698,999.00							
Adjusted Cost Basis						\$698,999.00 D	(\$51,464.00)
Total U.S. Treasury / Agency Securities		4,975,000		\$4,711,473.50	\$55,005.00	\$4,966,564.00	(\$255,090.50)
Total Fixed Income		8,299,000		\$7,876,004.49	\$95,565.70	\$8,284,537.28	(\$408,532.79)
Total Fixed Income Client Investment	\$8,284,981.90						
Total Securities				\$7,876,004.49	\$95,565.70	\$8,284,537.28	(\$408,532.79)
TOTAL PORTFOLIO VALUE				\$8,125,004.49	\$95,565.70	\$8,284,537.28	(\$408,532.79)
TOTAL CLIENT INVESTMENT	\$8,284,981.90						

Activity

NFS-provided cost basis, realized gain (loss) and holding period information may not reflect all adjustments necessary for tax purposes. Please refer to Footnotes and Cost Basis Information at the end of this statement for more information.

PURCHASES, SALES, AND REDEMPTIONS

Settlement Date	Account Type	Transaction	Description	Quantity	Amount	Total Cost Basis	Realized Gain (Loss)
--------------------	-----------------	-------------	-------------	----------	--------	---------------------	-------------------------

Redemptions

Fifth Third Securities, Inc.

Account carried with National Financial Services LLC, Member
NYSE, SIPC

Statement for the Period December 1, 2023 to December 31, 2023

MEDINA CITY SCHOOLS - Corporation
Account Number: [REDACTED]

**PURCHASES, SALES, AND REDEMPTIONS** *continued*

Settlement Date	Account Type	Transaction	Description	Quantity	Amount	Total Cost Basis	Realized Gain (Loss)
12/11/23	CASH	REDEEMED	FLAGSTAR BK NATL ASSN HICKSVI CD 0.30000% 12/11/2023 REDEMPTION PAYOUT #REOR R6002069650000 Adjusted Cost Basis	(249,000)	\$249,000.00	\$249,000.00	
Total Redemptions					\$249,000.00		

ACTIVITY > CORE FUND ACTIVITY

For more information about the operation of your core account, please refer to your Customer Agreement.

Settlement Date	Account Type	Transaction	Description	Quantity	Amount
12/01/23	CASH	YOU BOUGHT	FEDERATED HERMES GOVT OBLIGATIONS IS @ 1	8,280.14	(\$8,280.14)
12/11/23	CASH	YOU BOUGHT	FEDERATED HERMES GOVT OBLIGATIONS IS @ 1	249,374.52	(\$249,374.52)
12/15/23	CASH	YOU BOUGHT	FEDERATED HERMES GOVT OBLIGATIONS IS @ 1	540.82	(\$540.82)
12/28/23	CASH	YOU BOUGHT	FEDERATED HERMES GOVT OBLIGATIONS IS @ 1	443.84	(\$443.84)
12/29/23	CASH	YOU SOLD	FEDERATED HERMES GOVT OBLIGATIONS IS @ 1	(9,639.32)	\$9,639.32
TOTAL CORE FUND ACTIVITY					(\$249,000.00)

ACTIVITY > ADDITIONS AND WITHDRAWALS > OTHER ADDITIONS AND WITHDRAWALS

Date	Account Type	Transaction	Description	Quantity	Amount
Other Additions and Withdrawals					
12/29/23	CASH	WIRE TRANS TO BANK	WD72040086 THE HUNTINGTON NATIONAL BANK [REDACTED]		(\$9,639.32)

Statement for the Period December 1, 2023 to December 31, 2023

MEDINA CITY SCHOOLS - Corporation
Account Number: [REDACTED]

**ACTIVITY > ADDITIONS AND WITHDRAWALS > OTHER ADDITIONS AND WITHDRAWALS** *continued*

Date	Account Type	Transaction	Description	Quantity	Amount
Total Other Additions and Withdrawals					(\$9,639.32)
TOTAL ADDITIONS AND WITHDRAWALS					(\$9,639.32)

ACTIVITY > INCOME > TAXABLE INCOME

Settlement Date	Account Type	Transaction	Description	Quantity	Amount
Taxable Dividends					
11/30/23	CASH	DIVIDEND RECEIVED	FEDERATED HERMES GOVT OBLIGATIONS IS DIVIDEND RECEIVED		\$2.29
Total Taxable Dividends					\$2.29
Taxable Interest					
12/01/23	CASH	MUNI TAXABLE INT	CENTERVILLE OHIO CITY SCH DIST 00.81900% 12/01/2025 TAXABLE UNLTD TAX GO IMPT REF BDS SER. 2020		\$1,023.75
12/01/23	CASH	MUNI TAXABLE INT	COLUMBUS OHIO ST CMNTY COLLEGE 00.56700% 12/01/2024 TAXABLE FACS CONSTR IMPT GO UNLTD TAX BDS SER. 2020 B		\$1,304.10
12/01/23	CASH	MUNI TAXABLE INT	FRANKLIN CNTY OHIO TAXABLE GO LTD TAX 00.85000% 06/01/2026 VAR PURP REF BDS SER. 2021 B		\$5,950.00
12/11/23	CASH	INTEREST	FLAGSTAR BK NATL ASSN HICKSVI CD 0.30000% 12/11/2023		\$374.52
12/15/23	CASH	INTEREST	CFBANK FAIRLAWN OH CD 2.80000% 03/15/2024		\$540.82
12/28/23	CASH	INTEREST	STATE BK REESEVILLE WIS CD 2.25000% 06/28/2024		\$443.84

Fifth Third Securities, Inc.

MN _CEBPRMPTBBMQZSZ_BBBBBB 20231229

S

Account carried with National Financial Services LLC, Member
NYSE, SIPC

Statement for the Period December 1, 2023 to December 31, 2023

MEDINA CITY SCHOOLS - Corporation
Account Number: [REDACTED]

**ACTIVITY > INCOME > TAXABLE INCOME** *continued*

Settlement Date	Account Type	Transaction	Description	Quantity	Amount
Total Taxable Interest					\$9,637.03
Total Taxable Income					\$9,639.32
TOTAL INCOME					\$9,639.32

Footnotes and Cost Basis Information

Amortization, accretion and similar adjustments to cost basis have been provided for many fixed income securities (and some bond-like equities), however, they are not provided for certain types, such as short-term instruments, Unit Investment Trusts, foreign fixed income securities, or those that are subject to early prepayment of principal (pay downs). Where current year premium or acquisition premium amortization is provided, the prior years' cumulative amortization is reflected in the adjusted cost basis, but we cannot provide a breakdown or the total of such prior amortization amounts.

NFS is required to report certain cost basis and related information to the IRS on the Form 1099-B. Your official 1099-B forms for certain transactions will reflect which lots have been sold for tax purposes. To apply a specific identification cost basis method to 1099-B reporting, appropriate instructions must be on file with NFS or be received by NFS before the trade has settled. Absent such instructions, NFS determines cost basis at the time of sale based on its default methods of average cost for open-end mutual funds and first-in, first-out (FIFO) for all other (including ETFs) unless your broker dealer has elected to use another default method. NFS applies FIFO (or other disposal method, if applicable) based on its records, which may be different from yours. For transactions that are not subject to 1099-B cost basis reporting, you should refer to your trade confirmations and other applicable records to determine which lots were considered sold for tax purposes.

While NFS must meet IRS requirements with respect to certain information required to be reported to the IRS, NFS-provided cost basis, realized gain and loss, and holding period information may not reflect all adjustments necessary for your tax reporting purposes. NFS makes no warranties with respect to and specifically disclaims any liability arising out of a customer's use of, or any tax position taken in reliance upon, such information.

For investments in partnerships, NFS does not make any adjustments to cost basis information as the calculation of basis in such investments requires supplemental information from the partnership on its income and distributions during the period you held your investment. Partnerships usually provide this additional information on a Form K-1 issued by April 15th of the following year.

Consult your tax advisor for further information.

Cost basis and gain/loss information is provided as a service to corporate accounts. The information listed in the year-to-date gain/loss summary section is based on a calendar year (January - December). If your business/entity has a fiscal year end other than December 31st for tax purposes, the year-to-date information will not apply. If you have questions about your tax situation, consult your tax advisor.

D - Adjusted cost basis reflects any cumulative original issue discount, premium, or acquisition premium, and it assumes such amounts were amortized by the taxpayer over the life of the security from acquisition date through disposition date. For securities still held, maturity date was used instead of disposition date. Premium amortization was calculated using the yield-to-maturity method. Acquisition premium was calculated using the ratable accrual method. If applicable, adjusted cost basis reflects market discount accretion which was calculated using the straight-line method and was recognized at disposition date. Gain/loss displayed for this transaction was based on cost basis as adjusted for premium and discount as stated above and does not reflect any losses disallowed because of wash sales (if applicable). The adjusted cost basis may not reflect all adjustments necessary for tax reporting purposes and may also not apply if you are using an alternative amortization



MULTI-BANK SECURITIES, INC.*

1000 Town Center, Suite 2500
Southfield, MI 48075
(800) 967-9045

Member of FINRA & SIPC; MSRB Registered

Brokerage Account Statement

December 1, 2023 - December 31, 2023

Account Number: [REDACTED]

MEDINA CITY SCHOOLS
739 WEYMOUTH RD
MEDINA OH 44256-2037

Your Account Executive:
ANDREW CARDINALI

Portfolio at a Glance

	This Period
BEGINNING ACCOUNT VALUE	\$13,769,680.62
Deposits (Cash & Securities)	254.79
Withdrawals (Cash & Securities)	-1,051,003.19
Dividends, Interest and Other Income	35,563.05
Net Change in Portfolio¹	80,520.44
ENDING ACCOUNT VALUE	\$12,835,015.71
Estimated Annual Income	\$438,377.00

¹ Net Change in Portfolio is the difference between the ending account value and beginning account value after activity.

Asset Summary

Percent	Asset Type	Last Period	This Period
1%	Cash, Money Funds, and Bank Deposits	42,543.66	15,358.31
99%	Fixed Income	13,727,136.96	12,819,657.40
100%	Account Total	\$13,769,680.62	\$12,835,015.71

Please review your allocation periodically with your Account Executive.

Client Service Information

Your Account Executive: ATT
ANDREW CARDINALI

Contact Information

E-Mail: customerservice@mbsscurities.com

Client Service Information

Service Hours: Weekdays 09:00 a.m. - 05:00 p.m. (EST)

Client Service Telephone Number: (800) 967-9045

Web Site: WWW.MBSSECURITIES.COM

Your Account Information

INVESTMENT OBJECTIVE

Investment Objective: NONE SPECIFIED

Please discuss your investment objective with your Account Executive.

TAX LOT DEFAULT DISPOSITION METHOD

Default Method for Mutual Funds: First In First Out

Default Method for Stocks in a Dividend Reinvestment Plan: First In First Out

Default Method for all Other Securities: First In First Out

BOND AMORTIZATION ELECTIONS

Amortize premium on taxable bonds based on Constant Yield Method: Yes

Accrual market discount method for all other bond types: Constant Yield Method

Include market discount in income annually: No

ELECTRONIC DELIVERY

You have **not** enrolled any documents for electronic delivery. The following documents are available for electronic delivery:

Statements and Reports

Notifications

Tax Documents

Trade Confirmations

Prospectus

Proxy/Shareholder Communications

Please log in to your account or contact your Account Executive to make any changes to your electronic delivery preferences.

Income and Expense Summary

	Current Period		Year-to-Date	
	Taxable	Non Taxable	Taxable	Non Taxable
Interest Income				
Bond Interest	35,535.03	0.00	321,029.50	0.00
Credit Interest	28.02	0.00	96.47	0.00
Total Income	\$35,563.05	\$0.00	\$321,125.97	\$0.00

Accrued Interest Summary

	Current Period		Year-to-Date	
	Taxable	Non Taxable	Taxable	Non Taxable
Accrued Interest Paid				
Certificates of Deposit	0.00	0.00	-68.41	0.00
Total Accrued Interest Paid	\$0.00	\$0.00	-\$68.41	\$0.00
Accrued Interest Received				
Certificates of Deposit	0.00	0.00	2,920.82	0.00
Total Accrued Interest Received	\$0.00	\$0.00	\$2,920.82	\$0.00

December 1, 2023 - December 31, 2023
MEDINA CITY SCHOOLS
Portfolio Holdings

Description	Quantity	Opening Balance	Closing Balance	Accrued Income	30-Day Yield
CASH, MONEY FUNDS AND BANK DEPOSITS 1.00% of Portfolio					
Cash Balance		42,543.66	15,358.31		
TOTAL CASH, MONEY FUNDS AND BANK DEPOSITS		\$42,543.66	\$15,358.31	\$0.00	

Description	Quantity	Market Price	Market Value	Accrued Interest	Estimated Annual Income	Estimated Yield
FIXED INCOME 99.00% of Portfolio (In Maturity Date Sequence)						
Certificates of Deposit						
1BMW BK NORTH AMER SALT LAKE CITY UTAH CTF DEP 0.350% 01/16/24 DTD 07/16/21 ACT/365 Security Identifier: 05580AA95	246,000.0000	99.7620	245,414.52	396.30	861.00	0.35%
DELTA NATL BK & TR CO NEW YORK NY CTF DEP 1.200% 03/04/24 DTD 03/31/20 ACT/365 Security Identifier: 24773RBN4	141,000.0000	99.2840	139,990.44	426.48	1,692.00	1.20%
THIRD FED SVGS & LN ASSN OF CLEVELAND CTF DEP 0.400% 03/15/24 B/E DTD 09/15/21 ACT/365 Security Identifier: 88413QDC9	245,000.0000	98.9880	242,520.60	287.29	980.00	0.40%
MVB BK INC FAIRMONT WEST VA CTF DEP 5.300% 03/22/24 B/E DTD 03/24/23 ACT/365 1ST CPN DTE 04/24/23 Security Identifier: 62847NDL7	248,000.0000	99.9670	247,918.16	252.08	13,144.00	5.30%
PREFERRED BK LOS ANGELES CALIF CTF DEP 1.100% 03/27/24 DTD 03/27/20 ACT/365 Security Identifier: 740367KG1	227,000.0000	98.9820	224,689.14	27.36	2,497.00	1.11%
NIOLET NATL BK GREENBAY WIS CTF DEP 4.000% 03/28/24 B/E DTD 09/28/22 ACT/365 1ST CPN DTE 10/28/22 Security Identifier: 654062KZ0	248,000.0000	99.6800	247,206.40	81.53	9,920.00	4.01%
SECURITY ST BK FARWELL TEX CTF DEP 0.400% 03/28/24 DTD 03/31/21 ACT/365 CALLABLE 12/31/23 Security Identifier: 81500JBG7	248,000.0000	98.8110	245,051.28	0.00	992.00	0.40%
PRIME ALLIANCE BK WOODS CROSS UTAH CTF DEP 5.200% 04/15/24 DTD 06/13/23 ACT/365 Security Identifier: 74160NKA7	248,000.0000	99.9540	247,885.92	635.97	12,896.00	5.20%
PACIFIC WESTN BK BEVERLY HILLS CALIF CTF DEP 1.300% 04/16/24 B/E DTD 04/16/20 ACT/365 Security Identifier: 69506YRH4	248,000.0000	98.8290	245,095.92	671.30	3,224.00	1.31%

Portfolio Holdings (continued)

Description	Quantity	Market Price	Market Value	Accrued Interest	Estimated Annual Income	Estimated Yield
FIXED INCOME (continued)						
Certificates of Deposit (continued)						
DISCOVER BK GREENWOOD DEL CTF DEP 2.500% 04/29/24 DTD 04/27/22 ACT/365 Security Identifier: 254673B62	248,000.0000	99.1080	245,787.84	1,104.11	6,200.00	2.52%
CENTERSTATE BK FLA NA WINTERHAVEN FL CTF DEP 1.050% 04/30/24 B/E DTD 04/30/20 ACT/365 Security Identifier: 15201QDH7	248,000.0000	98.6110	244,555.28	442.32	2,604.00	1.06%
BMO HARRIS BK NATL ASSN CHICAGO ILL CTF DEP 2.800% 06/10/24 DTD 06/10/22 ACT/365 Security Identifier: 05600XFU9	248,000.0000	98.9590	245,418.32	399.52	6,944.00	2.82%
LINCOLN SVGS BK REINBECK IOWA CTF DEP CT/365 0.600% 06/24/24 DTD 06/24/20 ACT/365 Security Identifier: 534732AV4	248,000.0000	97.8520	242,672.96	28.54	1,488.00	0.61%
FIRST KEYSTONE CMNTY BK BERWICK PA CTF DEP 0.600% 06/28/24 DTD 06/30/20 ACT/365 Security Identifier: 32065RAK1	248,000.0000	97.8200	242,593.60	4.08	1,488.00	0.61%
FLAGSTAR BK FSB TROY MICH CTF DEP 0.500% 07/17/24 DTD 07/17/20 ACT/365 1ST CPN DTE 01/17/21 Security Identifier: 33847E3V7	248,000.0000	97.5380	241,894.24	567.34	1,240.00	0.51%
TOYOTA FINL SVGS BK HEND NV CTF DEP 0.600% 08/12/24 DTD 08/12/21 ACT/365 1ST CPN DTE 02/12/22 Security Identifier: 89235MLG4	248,000.0000	97.2730	241,237.04	574.82	1,488.00	0.61%
PACIFIC PREMIER BK IRVINE CALIF CTF DEP 3.450% 09/09/24 DTD 09/09/22 ACT/365 1ST CPN DTE 03/09/23 Security Identifier: 69478QGQ7	248,000.0000	98.8650	245,185.20	2,648.84	8,556.00	3.48%
CHARLES SCHWAB BK SSB WESTLAKE TEX CTF DEP 5.200% 09/16/24 DTD 03/10/23 ACT/365 Security Identifier: 15987UAT5	243,000.0000	100.0910	243,221.13	3,877.35	12,636.00	5.19%
WELLS FARGO BK N A SIOUX FALLS S D CTF DEP 4.500% 10/21/24 DTD 10/21/22 ACT/365 Security Identifier: 9497632V7	248,000.0000	99.4990	246,757.52	305.75	11,160.00	4.52%
INSTITUTION FOR SVGS IN NEWBURYPORT & ITS VIC MA CTF DEP 0.700% 10/28/24 DTD 10/28/21 ACT/365 Security Identifier: 45780PBBO	249,000.0000	96.4010	240,038.49	14.33	1,743.00	0.72%
WESTERN ALLIANCE BK PHOENIX AZ CTF DEP 5.000% 10/28/24 DTD 04/27/23 ACT/365 1ST CPN DTE 10/27/23 Security Identifier: 95763PLV1	243,000.0000	99.8960	242,747.28	2,163.70	12,150.00	5.00%
CROSSFIRST BK LEAWOOD KS CTF DEP 5.100% 11/18/24 DTD 05/17/23 ACT/365 CALLABLE 01/17/24 Security Identifier: 22766AMB8	243,000.0000	99.9550	242,890.65	1,493.95	12,393.00	5.10%

**MULTI-BANK SECURITIES, INC.***

1000 Town Center, Suite 2500
 Southfield, MI 48075
 (800) 967-9045

Member of FINRA & SIPC; MSRB Registered

December 1, 2023 - December 31, 2023
 MEDINA CITY SCHOOLS

Portfolio Holdings (continued)

Description	Quantity	Market Price	Market Value	Accrued Interest	Estimated Annual Income	Estimated Yield
FIXED INCOME (continued)						
Certificates of Deposit (continued)						
BURKE & HERBERT BK & TR CO ALEXANDRIA VA CTF DEP 3.450% 02/05/25 DTD 08/05/22 ACT/365 Security Identifier: 121331AN2	248,000.0000	98.2150	243,573.20	609.47	8,556.00	3.51%
NORTHWEST BK BOISE IDAHO CTF DEP 5.250% 03/24/25 B/E DTD 03/22/23 ACT/365 1ST CPN DTE 04/22/23 Security Identifier: 66736ACF4	248,000.0000	100.1860	248,461.28	321.04	13,020.00	5.24%
SAFRA NATL BK NEW YORK CTF DEP INSTL CTF DEP 2.000% 03/24/25 DTD 03/23/22 ACT/365 Security Identifier: 78658RHM6	248,000.0000	96.3600	238,972.80	1,345.32	4,960.00	2.07%
PACIFIC ALLIANCE BK SAN GABRIEL CA CTF DEP 5.150% 03/27/25 B/E DTD 03/27/23 ACT/365 Security Identifier: 693963AEO	248,000.0000	100.0970	248,240.56	139.97	12,772.00	5.14%
BANKWELL BK NEW CANAAN CONN CTF DEP 5.150% 03/31/25 B/E DTD 03/31/23 ACT/365 1ST CPN DTE 05/01/23 Security Identifier: 06654BES6	248,000.0000	100.1160	248,287.68	1,049.75	12,772.00	5.14%
BEAL BK PLANO TEX CTF DEP 2.600% 04/16/25 B/E DTD 04/20/22 ACT/365 1ST CPN DTE 10/20/22 Security Identifier: 07371AN74	246,000.0000	96.9520	238,501.92	1,261.68	6,396.00	2.68%
ALLY BK SANDY UTAH CTF DEP 2.950% 04/28/25 DTD 04/28/22 ACT/365 CALLABLE 01/28/24 Security Identifier: 02007GQG1	246,000.0000	97.3230	239,414.58	1,272.46	7,257.00	3.03%
CROSS RIV BK TEANECK NJ CTF DEP 4.850% 05/19/25 B/E DTD 05/19/23 ACT/365 1ST CPN DTE 11/19/23 Security Identifier: 227563CJO	244,000.0000	99.7660	243,429.04	1,361.72	11,834.00	4.86%
BARCLAYS BK DEL RETAIL CTF DEP 3A2 INSTL CTF DEP 3.050% 06/02/25 DTD 06/02/22 ACT/360 Security Identifier: 06740KQS9	248,000.0000	97.3240	241,363.52	609.32	7,564.00	3.13%
EAGLEBANK BETHESDA MD CTF DEP 5.050% 07/21/25 DTD 07/21/23 ACT/365 1ST CPN DTE 08/21/23 Security Identifier: 27002YGD2	248,000.0000	100.1560	248,386.88	343.12	12,524.00	5.04%
GENERATIONS BK ROGERS ARK CTF DEP 3.400% 08/04/25 DTD 08/03/22 ACT/365 CALLABLE 01/03/24 Security Identifier: 37149CAZO	248,000.0000	97.6620	242,201.76	646.84	8,432.00	3.48%



Portfolio Holdings (continued)

Description	Quantity	Market Price	Market Value	Accrued Interest	Estimated Annual Income	Estimated Yield
FIXED INCOME (continued)						
Certificates of Deposit (continued)						
CAPITAL ONE NATL ASSN MCLEAN VA CTF DEP 3.350% 08/11/25 DTD 08/10/22 ACT/365 Security Identifier: 14042RTP6	248,000.0000	97.5560	241,938.88	3,254.92	8,308.00	3.43%
FIRST ST BK WINCHESTER OHIO CTF DEP 3.500% 09/16/25 DTD 09/16/22 ACT/365 Security Identifier: 33650TAG5	248,000.0000	97.7270	242,362.96	356.71	8,680.00	3.58%
FIRST INTERNET BK FISHERS IND CTF DEP 4.000% 09/29/25 DTD 09/28/22 ACT/365 1ST CPN DTE 10/28/22 Security Identifier: 32056GDQ0	248,000.0000	98.5510	244,406.48	81.53	9,920.00	4.05%
CIBC BK USA CHICAGO IL CTF DEP 4.850% 11/25/25 DTD 05/25/23 ACT/365 1ST CPN DTE 11/25/23 Security Identifier: 12547CBL1	244,000.0000	100.0510	244,124.44	1,167.19	11,834.00	4.84%
MORGAN STANLEY PRIVATE BK NATL ASSN INSTL CTF DEP PROGRAM 3.200% 11/28/25 DTD 05/31/22 Security Identifier: 61768U4L8	248,000.0000	97.0650	240,721.20	65.23	7,936.00	3.29%
UNITED PRAIRIE BK MTN LAKE MINN CTF DEP 5.300% 12/11/25 DTD 10/11/23 ACT/365 Security Identifier: 91134CCV1	248,000.0000	100.9380	250,326.24	720.22	13,144.00	5.25%
FIRST FNDTN BK IRVINE CA CTF DEP 4.900% 02/18/26 DTD 08/18/23 ACT/365 1ST CPN DTE 02/18/24 Security Identifier: 32026UX27	248,000.0000	100.1640	248,406.72	4,494.58	12,152.00	4.89%
ARMOR BK FORREST CITY ARK CTF DEP 5.300% 03/24/26 B/E DTD 03/24/23 ACT/365 CALLABLE 03/24/24 Security Identifier: 04225AAC2	248,000.0000	100.1040	248,257.92	252.08	13,144.00	5.29%
GOLDEN BK NATL ASSN HOUSTON TEX CTF DEP 5.200% 04/20/26 DTD 10/20/23 ACT/365 1ST CPN DTE 04/20/24 Security Identifier: 38081GBA3	243,000.0000	100.7930	244,926.99	2,492.58	12,636.00	5.15%
WOOD & HUSTON BK MARSHALL MO CTF DEP 4.700% 06/30/26 DTD 06/30/23 ACT/365 1ST CPN DTE 07/30/23 Security Identifier: 978208AG1	248,000.0000	99.6810	247,208.88	31.93	11,656.00	4.71%
FRONTIER BK OMAHA NE CTF DEP 4.700% 07/14/26 DTD 07/14/23 ACT/365 1ST CPN DTE 08/14/23 Security Identifier: 35907XFG7	248,000.0000	99.6510	247,134.48	542.88	11,656.00	4.71%
SALLIE MAE BK SALT LAKE CITY UT CTF DEP 4.850% 08/10/26 DTD 08/09/23 ACT/365 1ST CPN DTE 02/09/24 Security Identifier: 795451DE0	246,000.0000	99.9530	245,884.38	4,707.02	11,931.00	4.85%
POPULAR BK NEW YORK BRH INSTL CTF DEP PROGRAM 4.950% 09/17/26 B/E DTD 09/20/23 ACT/365 Security Identifier: 73317ACL4	246,000.0000	100.7370	247,813.02	366.98	12,177.00	4.91%

December 1, 2023 - December 31, 2023
MEDINA CITY SCHOOLS

Portfolio Holdings (continued)

Description	Quantity	Market Price	Market Value	Accrued Interest	Estimated Annual Income	Estimated Yield
FIXED INCOME (continued)						
Certificates of Deposit (continued)						
AMERICAN EXPRESS NATL BK BROKERED INTL CTF DEP PROGRAM INSTL CTF DEP 5.000% 09/21/26 B/E DTD 09/20/23 Security Identifier: 02589AF31	243,000.0000	100.3550	243,862.65	3,395.34	12,150.00	4.98%
CITIBANK NATL ASSN SIOUX FALLS S D CTF DEP 5.100% 09/29/26 DTD 09/29/23 ACT/365 Security Identifier: 17312Q4A4	243,000.0000	100.5550	244,348.65	3,157.67	12,393.00	5.07%
SOUTHERN FIRST BK N A GREENVILLE S C CTF DEP 4.600% 11/27/26 DTD 05/26/23 ACT/365 Security Identifier: 84287PHU9	248,000.0000	99.2150	246,053.20	156.27	11,408.00	4.63%
ROLLSTONE BK & TR FITCHBURG MASS CTF DEP 3.550% 08/23/27 DTD 08/22/22 ACT/365 Security Identifier: 77579AFG6	245,000.0000	95.9170	234,996.65	3,121.57	8,697.50	3.70%
FARMERS & MERCHANTS BK BERLIN WIS CTF DEP 5.550% 11/03/27 DTD 11/03/23 ACT/365 Security Identifier: 307811HT9	248,000.0000	101.4320	251,551.36	1,055.87	13,764.00	5.47%
Total Certificates of Deposit	12,467,000.0000		\$12,345,930.25	\$54,784.22	\$435,969.50	
U.S. Government Bonds						
FEDERAL HOME LN BKS CONS BD 0.350% 04/23/24 B/E DTD 06/23/21 CALLABLE 03/23/24 @ 100.000 Moody Rating Aaa S & P Rating AA+ Security Identifier: 3130AMQQ8	245,000.0000	98.4550	241,214.75	19.06	857.50	0.35%
FEDERAL HOME LN MTG CORP MEDIUM TERM NTS FED 0.625% 09/15/25 B/E DTD 09/15/20 CALLABLE 09/15/24 Moody Rating Aaa Security Identifier: 3134GWB70	248,000.0000	93.7550	232,512.40	456.39	1,550.00	0.66%
Total U.S. Government Bonds	493,000.0000		\$473,727.15	\$475.45	\$2,407.50	
TOTAL FIXED INCOME	12,960,000.0000		\$12,819,657.40	\$55,259.67	\$438,377.00	
Total Portfolio Holdings				Market Value	Accrued Interest	Estimated Annual Income
				\$12,835,015.71	\$55,259.67	\$438,377.00

¹ This bond is maturing.

Portfolio Holdings Disclosures

Pricing

This section includes the net market value of the securities in your account on a settlement date basis, including short positions, at the close of the statement period. The market prices, unless otherwise noted, have been obtained from independent vendor services, which we believe to be reliable. In some cases the pricing vendor may provide prices quoted by a single broker or market maker. Market prices do not constitute a bid or an offer, and may differ from the actual sale price. Securities for which a price is not available are marked "N/A" and are omitted from the Total.

THE AS OF PRICE DATE ONLY APPEARS WHEN THE PRICE DATE DOES NOT EQUAL THE STATEMENT DATE.

Estimated Annual Figures

The estimated annual income (EAI) and estimated annual yield (EAY) figures are estimates and for informational purposes only. These figures are not considered to be a forecast or guarantee of future results. These figures are computed using information from providers believed to be reliable; however, no assurance can be made as to the accuracy. Since interest and dividend rates are subject to change at any time, and may be affected by current and future economic, political, and business conditions, they should not be relied on for making investment, trading, or tax decisions. These figures assume that the position quantities, interest and dividend rates, and prices remain constant. A capital gain or return of principal may be included in the figures for certain securities, thereby overstating them. Refer to www.pershing.com/disclosures for specific details as to formulas used to calculate the figures. Accrued interest represents interest earned but not yet received.

Reinvestment

The dollar amount of Mutual Fund distributions, Money Market Fund dividend income, Bank Deposit interest income, or dividends for other securities shown on your statement may have been reinvested. You will not receive confirmation of these reinvestments. Upon written request to your financial institution, information pertaining to these transactions, including the time of execution and the name of the person from whom your security was purchased, may be obtained. In dividend reinvestment transactions, Pershing acts as your agent and receives payment for order flow.

Option Disclosure

Information with respect to commissions and other charges incurred in connection with the execution of option transactions has been included in confirmations previously furnished to you. A summary of this information is available to you promptly upon your written request directed to your introducing firm. In order to assist your introducing firm in maintaining current background and financial information concerning your option accounts, please promptly advise them in writing of any material change in your investment objectives or financial situation. Expiring options which are valuable are exercised automatically pursuant to the exercise by exception procedure of the Options Clearing Corporation. Additional information regarding this procedure is available upon written request to your introducing firm.

Certificates of Deposit

Certificates of Deposit acquired through the Certificate of Deposit Account Registry Service ("CDARS") and held in your brokerage account are subject to Securities Investor Protection Corporation (SIPC) coverage. Please see additional information about SIPC under Important Information and Disclosures on this statement.

Please be advised that the secondary market for CDs is generally illiquid; the actual value of CDs may be different from their purchase price; and a significant loss of principal could result if your CDs are sold prior to maturity. In the event that the CDs listed above do not indicate a market valuation, an accurate market value could not be determined. In the event that a price is listed above for your CDs, Pershing has obtained a price from sources deemed to be reliable or has priced your CDs using a matrix formula. Prices are estimates and the actual value you may obtain for your CD may be different if you elect to sell your CD in the secondary market.

Foreign Currency Transactions

Pershing will execute foreign currency transactions as principal for your account. Pershing may automatically convert foreign currency to or from U.S. dollars for dividends and similar corporate action transactions unless you instruct your financial organization otherwise. Pershing's currency conversion rate will not exceed the highest interbank conversion rate identified from customary banking sources on the conversion date or the prior business day, increased by up to 1%, unless a particular rate is required by applicable law. Your financial organization may also increase the currency conversion rate. This conversion rate may differ from rates in effect on the date you executed a transaction, incurred a charge, or received a credit. Transactions converted by agents (such as depositories) will be billed at the rates such agents use.

Proxy Vote

Securities not fully paid for in your margin account may be lent by Pershing to itself or others in accordance with the terms outlined in the Margin Agreement. The right to vote your

December 1, 2023 - December 31, 2023
MEDINA CITY SCHOOLS

Portfolio Holdings Disclosures (continued)

Proxy Vote (continued)

shares held on margin may be reduced by the amount of shares on loan. The Proxy Voting Instruction Form sent to you may reflect a smaller number of shares entitled to vote than the number of shares in your margin account.

Ratings

This statement may contain credit rating information obtained from Standard & Poor's. Reproducing and distributing any information received from Standard & Poor's is not permitted without prior written authorization from Standard & Poor's. Standard & Poor's does not guarantee the accuracy, completeness, timeliness or availability of any information. Standard & Poor's is not responsible for any errors or omissions, regardless of the cause, or for the results of using such content. Standard & Poor's makes no express or implied warranties including warranties of merchantability or fitness for a particular purpose. Standard & Poor's shall not be legally responsible for any fees, costs, expenses or losses in connection with the use of their content. Credit ratings are opinions and not statements of facts; are not recommendations to purchase, hold or sell securities; and do not address suitability for investment purpose. Credit ratings should not be relied upon as investment advice.

Variable Rate Securities

Interest rate data for certain complex and/or variable rate securities is provided to Pershing by third-party data service providers pursuant to contractual arrangements. Although we seek to use reliable sources of information, the accuracy, reliability, timeliness, and completeness of interest rate data may vary sometimes, particularly for complex and/or variable rate securities and those with limited or no secondary market. As a result, we can offer no assurance as to the accuracy, reliability, timeliness, or completeness of interest rate data for such securities. Pershing may also occasionally make interest rate updates and adjustments based on its reasonable efforts to obtain accurate, reliable, timely, and/or complete interest rate data from other data sources, but we can similarly provide no assurance that those rates or adjustments will be accurate, reliable, timely, or complete.

When updated interest rate data is received from a third-party data service provider or adjusted by Pershing, the updated data will be reflected in various sources where interest rate data is used or viewed, including both paper and electronic communications and data sources. Prior use or communication of interest rate-related data will not be revised. Since variable interest rates may be subject to change at any time and are only as accurate as the data received from third-party data service providers or otherwise obtained by Pershing, interest rate data should not be relied on for making investment, trading, or tax decisions. All interest rate data and other information derived from and/or calculated using interest rates are not warranted as to accuracy, reliability, timeliness, or completeness and are subject to change without notice. Pershing disclaims any responsibility or liability to the fullest extent permitted by applicable law for any loss or damage arising from any reliance on or use of the interest rate data or other information derived from and/or calculated using interest rates in any way. You should request a current valuation for your securities from your financial adviser or broker prior to making a financial decision or placing an order or requesting a transaction in these securities.

Activity Summary (All amounts shown are in base currency)

	Credits This Period	Debits This Period	Net This Period	Credits Year-to-Date	Debits Year-to-Date	Net Year-to-Date
Securities						
Securities Bought	0.00	0.00	0.00	0.00	-6,397,068.41	-6,397,068.41
Securities Sold	0.00	0.00	0.00	1,573,788.42	0.00	1,573,788.42
Total Securities	\$0.00	\$0.00	\$0.00	\$1,573,788.42	-\$6,397,068.41	-\$4,823,279.99
Dividends and Interest	\$35,563.05	\$0.00	\$35,563.05	\$321,457.20	-\$331.23	\$321,125.97
Distributions	\$988,000.00	\$0.00	\$988,000.00	\$7,663,000.00	\$0.00	\$7,663,000.00

Page 9 of 19

Account Number: [REDACTED]
80065358CSF30042-SD

GOPAPERLESS
ASK ABOUT EDELIVERY

Rated Excellent
Every Year Since 2007
DALBAR RATED COMMUNICATIONS
EXCELLENCE

Clearing through Pershing LLC, a wholly owned
subsidiary of The Bank of New York Mellon
Corporation (BNY Mellon)
Pershing LLC, member FINRA, NYSE, SIPC

Activity Summary (continued)

	Credits This Period	Debits This Period	Net This Period	Credits Year-to-Date	Debits Year-to-Date	Net Year-to-Date
Cash						
Withdrawals	0.00	-1,051,003.19	-1,051,003.19	0.00	-9,543,600.36	-9,543,600.36
Deposits	254.79	0.00	254.79	6,397,577.99	0.00	6,397,577.99
Total Cash	\$254.79	-\$1,051,003.19	-\$1,050,748.40	\$6,397,577.99	-\$9,543,600.36	-\$3,146,022.37
Totals	\$1,023,817.84	-\$1,051,003.19	-\$27,185.35	\$15,955,823.61	-\$15,941,000.00	\$14,823.61

Transactions by Type of Activity

Process/ Settlement Date	Activity Type	Description	Quantity	Price	Accrued Interest	Amount	Currency
Dividends and Interest							
12/01/23	BOND INTEREST RECEIVED 06654BES6	248000 BANKWELL BK NEW CANAAN CONN CTF DEP 5.150% 03/31/25 B/E DTD 03/31/23 RD 11/30 PD 12/01/23				1,049.75	USD
12/04/23	BOND INTEREST RECEIVED 06740KQS9	248000 BARCLAYS BK DEL RETAIL CTF DEP 3A2 INSTL CTF DEP 3.050% 06/02/25 B/E DTD 06/02/22 RD 12/01 PD 12/04/23				3,792.36	USD
12/04/23	BOND INTEREST RECEIVED 307811HT9	248000 FARMERS & MERCHANTS BK BERLIN WIS CTF DEP 5.550% 11/03/27 DTD 11/03/23 CLB RD 12/01 PD 12/03/23				1,131.29	USD
12/04/23	BOND INTEREST RECEIVED 37149CAZ0	248000 GENERATIONS BK ROGERS ARK CTF DEP 3.400% 08/04/25 DTD 08/03/22 CLB RD 12/01 PD 12/03/23				693.04	USD
12/05/23	BOND INTEREST RECEIVED 121331AN2	248000 BURKE & HERBERT BK & TR CO ALEXANDRIA VA CTF DEP 3.450% 02/05/25 DTD 08/05/22 CLB RD 12/04 PD 12/05/23				703.23	USD
12/11/23	BOND INTEREST RECEIVED 05600XFU9	248000 BMO HARRIS BK NATL ASSN CHICAGO ILL CTF DEP 2.800% 06/10/24 DTD 06/10/22 RD 12/08 PD 12/10/23				3,481.51	USD
12/11/23	BOND INTEREST RECEIVED 91134CCV1	248000 UNITED PRAIRIE BK MTN LAKE MINN CTF DEP 5.300% 12/11/25 DTD 10/11/23 RD 12/08 PD 12/11/23				1,080.33	USD
12/13/23	BOND INTEREST RECEIVED 74160NKA7	248000 PRIME ALLIANCE BK WOODS CROSS UTAH CTF DEP 5.200% 04/15/24 DTD 06/13/23 RD 12/12 PD 12/13/23				1,059.95	USD
12/14/23	BOND INTEREST RECEIVED 35907XFG7	248000 FRONTIER BK OMAHA NE CTF DEP 4.700% 07/14/26 DTD 07/14/23 RD 12/13 PD 12/14/23				958.03	USD
12/18/23	BOND INTEREST RECEIVED 33650TAG5	248000 FIRST ST BK WINCHESTER OHIO CTF DEP 3.500% 09/16/25 DTD 09/16/22 CLB RD 12/15 PD 12/16/23				713.42	USD
12/18/23	BOND INTEREST RECEIVED 90348J3V0	248000 UBS BK USA SALT LAKE CITY UT CTF DEP 2.550% 12/18/23 B/E DTD 06/16/22 RD 12/15 PD 12/18/23				554.43	USD


December 1, 2023 - December 31, 2023
MEDINA CITY SCHOOLS
Transactions by Type of Activity (continued)

Process/ Settlement Date	Activity Type	Description	Quantity	Price	Accrued Interest	Amount	Currency
Dividends and Interest (continued)							
12/20/23	INTEREST ON FREE CREDIT BALANCES USD999997	U.S.DOLLARS CURRENCY CREDIT INTEREST FOR INTEREST PERIOD ENDING 12-19-23 YIELDS WERE: CURRENT 1.000% EFFECTIVE 1.004%				28.02	USD
12/20/23	BOND INTEREST RECEIVED 73317ACL4	246000 POPULAR BK NEW YORK BRH INSTL CTF DEP PROGRAM 4.950% 09/17/26 B/E DTD 09/20/23 RD 12/19 PD 12/20/23				3,035.91	USD
12/21/23	BOND INTEREST RECEIVED 27002YGD2	248000 EAGLEBANK BETHESDA MD CTF DEP 5.050% 07/21/25 DTD 07/21/23 RD 12/20 PD 12/21/23				1,029.37	USD
12/21/23	BOND INTEREST RECEIVED 9497632V7	248000 WELLS FARGO BK N A SIOUX FALLS S D CTF DEP 4.500% 10/21/24 DTD 10/21/22 RD 12/20 PD 12/21/23				917.26	USD
12/22/23	BOND INTEREST RECEIVED 66736ACF4	248000 NORTHWEST BK BOISE IDAHO CTF DEP 5.250% 03/24/25 B/E DTD 03/22/23 RD 12/21 PD 12/22/23				1,070.14	USD
12/26/23	BOND INTEREST RECEIVED 04225AAC2	248000 ARMOR BK FORREST CITY ARK CTF DEP 5.300% 03/24/26 B/E DTD 03/24/23 CLB RD 12/22 PD 12/24/23				1,080.33	USD
12/26/23	BOND INTEREST RECEIVED 3130AMQQ8	245000 FEDERAL HOME LN BKS CONS BD 0.350% 04/23/24 B/E DTD 06/23/21 CLB RD 12/22 PD 12/23/23				428.75	USD
12/26/23	BOND INTEREST RECEIVED 534732AV4	248000 LINCOLN SVGS BK REINBECK IOWA CTF DEP CT/365 0.600% 06/24/24 DTD 06/24/20 CLB RD 12/22 PD 12/24/23				122.30	USD
12/26/23	BOND INTEREST RECEIVED 62847NDL7	248000 MVB BK INC FAIRMONT WEST VA CTF DEP 5.300% 03/22/24 B/E DTD 03/24/23 RD 12/22 PD 12/24/23				1,080.33	USD
12/26/23	BOND INTEREST RECEIVED 84287PHU9	248000 SOUTHERN FIRST BK N A GREENVILLE S C CTF DEP 4.600% 11/27/26 DTD 05/26/23 RD 12/22 PD 12/26/23				937.64	USD
12/27/23	BOND INTEREST RECEIVED 53021LBN6	246000 LIBERTY BK MIDDLETOWN CT CTF DEP 5.300% 12/27/23 B/E DTD 09/27/23 RD 12/26 PD 12/27/23				3,250.57	USD
12/27/23	BOND INTEREST RECEIVED 693963AEO	248000 PACIFIC ALLIANCE BK SAN GABRIEL CA CTF DEP 5.150% 03/27/25 B/E DTD 03/27/23 RD 12/26 PD 12/27/23				1,049.75	USD
12/27/23	BOND INTEREST RECEIVED 740367KG1	227000 PREFERRED BK LOS ANGELES CALIF CTF DEP 1.100% 03/27/24 DTD 03/27/20 RD 12/12 PD 12/27/23				205.23	USD

Transactions by Type of Activity (continued)

Process/ Settlement Date	Activity Type	Description	Quantity	Price	Accrued Interest	Amount	Currency
Dividends and Interest (continued)							
12/28/23	BOND INTEREST RECEIVED 32056GDQO	248000 FIRST INTERNET BK FISHERS IND CTF DEP 4.000% 09/29/25 DTD 09/28/22 RD 12/27 PD 12/28/23				815.34	USD
12/28/23	BOND INTEREST RECEIVED 45780PBBO	249000 INSTITUTION FOR SVGS IN NEWBURYPORT & ITS VIC MA CTF DEP 0.700% 10/28/24 DTD 10/28/21 CLB RD 12/27 PD 12/28/23				143.26	USD
12/28/23	BOND INTEREST RECEIVED 61768U4L8	248000 MORGAN STANLEY PRIVATE BK NATL ASSN INSTL CTF DEP PROGRAM 3.200% 11/28/25 DTD 05/31/22 CLB RD 12/27 PD 12/28/23				652.27	USD
12/28/23	BOND INTEREST RECEIVED 654062KZO	248000 NICOLET NATL BK GREENBAY WIS CTF DEP 4.000% 03/28/24 B/E DTD 09/28/22 RD 12/27 PD 12/28/23				815.34	USD
12/29/23	BOND INTEREST RECEIVED 09728IBW8	246000 BOGOTA SVGS BK TEANECK N J CTF DEP 5.400% 12/29/23 B/E DTD 09/29/23 RD 12/28 PD 12/29/23				3,311.90	USD
12/29/23	BOND INTEREST RECEIVED 3134GWTY2	248000 FEDERAL HOME LN MTG CORP MEDIUM TERM NTS FED 0.300% 12/29/23 B/E DTD 09/29/20 CLB RD 12/28 PD 12/29/23				372.00	USD
Total Dividends and Interest					\$0.00	\$35,563.05	USD
Distributions							
12/18/23	SECURITY REDEEMED 90348J3VO	UBS BK USA SALT LAKE CITY UT CTF DEP 2.550% 12/18/23 B/E DTD 06/16/22 ACCOUNT REDEMPTION	-248,000.0000			248,000.00	USD
12/27/23	SECURITY REDEEMED 5302ILBN6	LIBERTY BK MIDDLETOWN CT CTF DEP 5.300% 12/27/23 B/E DTD 09/27/23 ACCOUNT REDEMPTION	-246,000.0000			246,000.00	USD
12/29/23	SECURITY REDEEMED 09728IBW8	BOGOTA SVGS BK TEANECK N J CTF DEP 5.400% 12/29/23 B/E DTD 09/29/23 ACCOUNT REDEMPTION	-246,000.0000			246,000.00	USD
12/29/23	SECURITY REDEEMED 3134GWTY2	FEDERAL HOME LN MTG CORP MEDIUM TERM NTS FED 0.300% 12/29/23 B/E DTD 09/29/20 CLB ACCOUNT REDEMPTION	-248,000.0000			248,000.00	USD
Total Distributions					\$0.00	\$988,000.00	USD
Cash Withdrawals and Deposits							
12/01/23	ELECTRONIC TRANSACTION USD999997	SEND TO BANK FOR ACH ACH HUNTINGTON NATIONAL BANK				-42,775.29	USD
12/18/23	ELECTRONIC TRANSACTION USD999997	SEND TO BANK FOR ACH ACH HUNTINGTON NATIONAL BANK				-248,000.00	USD
12/22/23	ELECTRONIC DEPOSIT USD999997	RECV FR BANK FOR ACH ACH HUNTINGTON NATIONAL BANK				254.79	USD

December 1, 2023 - December 31, 2023
MEDINA CITY SCHOOLS

Transactions by Type of Activity (continued)

Process/ Settlement Date	Activity Type	Description	Quantity	Price	Accrued Interest	Amount	Currency
Cash Withdrawals and Deposits (continued)							
12/27/23	ELECTRONIC TRANSACTION USD999997	SEND TO BANK FOR ACH ACH HUNTINGTON NATIONAL BANK				-266,227.90	USD
12/29/23	ELECTRONIC TRANSACTION USD999997	SEND TO BANK FOR ACH ACH HUNTINGTON NATIONAL BANK				-494,000.00	USD
Total Cash Withdrawals and Deposits					\$0.00	-\$1,050,748.40	USD
Total Value of Transactions					\$0.00	-\$27,185.35	USD

The price and quantity displayed may have been rounded.

Fixed Income Analysis

Bond Quality

Bond Quality	Market Value	% of Bond Market Value	Percent of Fixed Income
AAA	473,727.15	4%	
Not Rated	12,345,930.25	96%	
Total	12,819,657.40	100%	

Bond Maturity Schedule

Bond Maturity	Market Value	% of Bond Market Value
Within 1 month	245,414.52	2%
1 to 6 months	3,302,600.61	26%
7 to 12 months	1,943,971.55	15%
1 to 5 years	7,327,670.72	57%
Total	12,819,657.40	100%

Percentages of bond market values are rounded to the nearest whole percentage.

Bond quality ratings reflect Moody's or Standard and Poor's ratings. Bonds may be rated by other services. Bonds that are in default are not included. Please refer to your Portfolio Holdings section.

Messages

Although a money market mutual fund (money fund) seeks to preserve the value of your investment at \$1 per share, it is possible to lose money by investing in a money fund. Shares of a money fund or the balance of a bank deposit product held in your brokerage account may be liquidated upon request with the proceeds credited to your brokerage account. Please see the money fund's prospectus or the bank deposit product's disclosure document or contact your advisor for additional information. Pursuant to SEC Rule 10b-10(b)(1) confirmations are not sent for purchases into money funds processed on the sweep platform. Pursuant to applicable regulation, account statements will be produced monthly or quarterly. Balances in Federal Deposit Insurance Corporation (FDIC)-insured bank deposit sweep products are not protected by Securities Investor Protection Corporation (SIPC).

Messages (continued)

Transition to Trade Date plus One (T1) Settlements

The U.S. will adopt a shortened settlement timeframe beginning with trade date May 28, 2024, for equities, corporate, municipal bonds and unit investment trusts. Moving from a T2 to a T1 settlement cycle will provide faster access to sale proceeds, but it also means that funds will be due on purchase transactions earlier.

eDelivery

Eliminate paper and save natural resources with digital adoption. Electronic delivery (eDelivery) is faster, convenient and more secure. We offer eDelivery for account statements, prospectus documents, proxy or shareholder communications, tax documents, trade confirmations and more.

To enroll, log in to your brokerage account and look for the one-click eDelivery pop-up or simply select 'Go Paperless' at the top of any page and follow the on-screen prompts for set-up your preferences. Enrollment can be activated as quickly as the day you register, and you will be notified when documents are available in an online, password-protected portal.

Contact your financial professional if you have any questions about any of our digital tools.

MUNICIPAL SECURITIES RULEMAKING BOARD® (MSRB®) RULE G-10 INVESTOR AND MUNICIPAL ADVISORY CLIENT EDUCATION AND PROTECTION

An investor brochure that describes the protections available under MSRB rules and instructions on how to file a complaint with an appropriate regulatory authority can be found on the MSRB website at www.msrb.org Multi-Bank Securities, Inc. is registered with the Securities and Exchange Commission (SEC) and MSRB, and is a member of FINRA

MSRB RULE G-42 Duties of NON-SOLICITOR MUNICIPAL ADVISORS

MSRB RULE G-42 requires that Multi-Bank Securities, Inc. provide you with information concerning legal and disciplinary events. These events will be on FORM MA and FORM MA-I (For employees)

These forms are filed with the Securities and Exchange Commission and can be found here <https://www.sec.gov/edgar/browse/?CIK=831157>

FINRA RULE 2266 SIPC DISCLOSURE

Multi-Bank Securities, Inc. is a member of the Securities Investor Protection Corporation ("SIPC") Information about SIPC, including the SIPC brochure, can be obtained by contacting SIPC directly at www.sipc.org or calling 202-371-8300

FINCEN FINAL RULE – ULTIMATE BENEFICIAL OWNER

Multi-Bank Securities Inc. is required, in certain circumstances, to secure Ultimate Beneficial Ownership information, and will continue to use Appendix A to the Final Rule

Messages (continued)

The PDF certificate can be found here https://www.fincen.gov/sites/default/files/shared/CDD_Rev7.0_Mar_2019_Certificate.pdf

REGULATION BEST INTEREST

Multi-Bank Securities, Inc., under limited circumstances, allows for natural person retail accounts to be maintained.

Our FORM CRS can be found here: https://files.brokercheck.finra.org/crs_22098.pdf

BUSINESS CONTINUITY PLAN

We plan to quickly recover and resume business operations after a significant business disruption and respond by safeguarding our employees and property, making a financial and operational assessment, protecting the Firm's books and records and allowing our customers to transact business.

We test our BCP on a regular and rigorous basis, ensuring that our critical staff are trained to facilitate customer access in any situation.

In the event of significant business disruption(s):

If DIRECT local contact through telephone services becomes unavailable, we will reroute phone calls across the country.

If any office were to suffer loss of functionality or access, we will operate in a secure remote setting, allocating necessary functionality in these locations to those critical business units necessary to maintain continuity.

Our BCP description can be found online at <https://mbssecurities.com/business-continuity/>

LEGAL ENTITY IDENTIFIER - 2549005VYPQV10HMKP26

Can be found here <https://search.gleif.org/#/record/2549005VYPQV10HMKP26>

FOR MUNICIPAL ENTITY CLIENTS ONLY:

Messages (continued)

NEGATIVE CONSENT RELATION TO BOND PROCEEDS FOR STATE AND LOCAL GOVERNMENTS AND MUNICIPAL BOND OBLIGORS

Regarding the account(s) the municipal entity has with Multi-Bank Securities, Inc.:

1. For the purposes of Section 15B of the Securities Exchange Act of 1934 (Rule 15Ba1 et seq.) (the "Municipal Advisor Rule") relating to the registration of municipal advisors, unless we have or will be notified by you to the contrary, Multi-Bank Securities, Inc. will assume that none of the funds currently invested in or through the account(s) that entity has with Multi-Bank Securities, Inc., or that the entity seeks to invest in these accounts, constitute (i) proceeds of municipal securities or (ii) municipal escrow investments;

2. For the purposes of the Municipal Advisor Rule and the Adopting Release:

a: the term "proceeds of municipal securities" means monies derived by a municipal entity from the primary offering of municipal securities, investment income derived from the investment or reinvestment of such monies, and any monies of a municipal entity or obligated person held in funds under legal documents for the municipal securities that are reasonably expected to be used as security or a source of payment for the payment of the debt service on the municipal securities, including reserves, sinking funds, and pledged funds created for such purpose, and the investment income derived from the investment or reinvestment of monies in such funds.

b: the term "municipal escrow investments" means proceeds of municipal securities and any other funds of a municipal entity [or obligated person] that are deposited in an escrow account to pay the principal of, premium, if any, and interest on one or more issues of municipal securities.

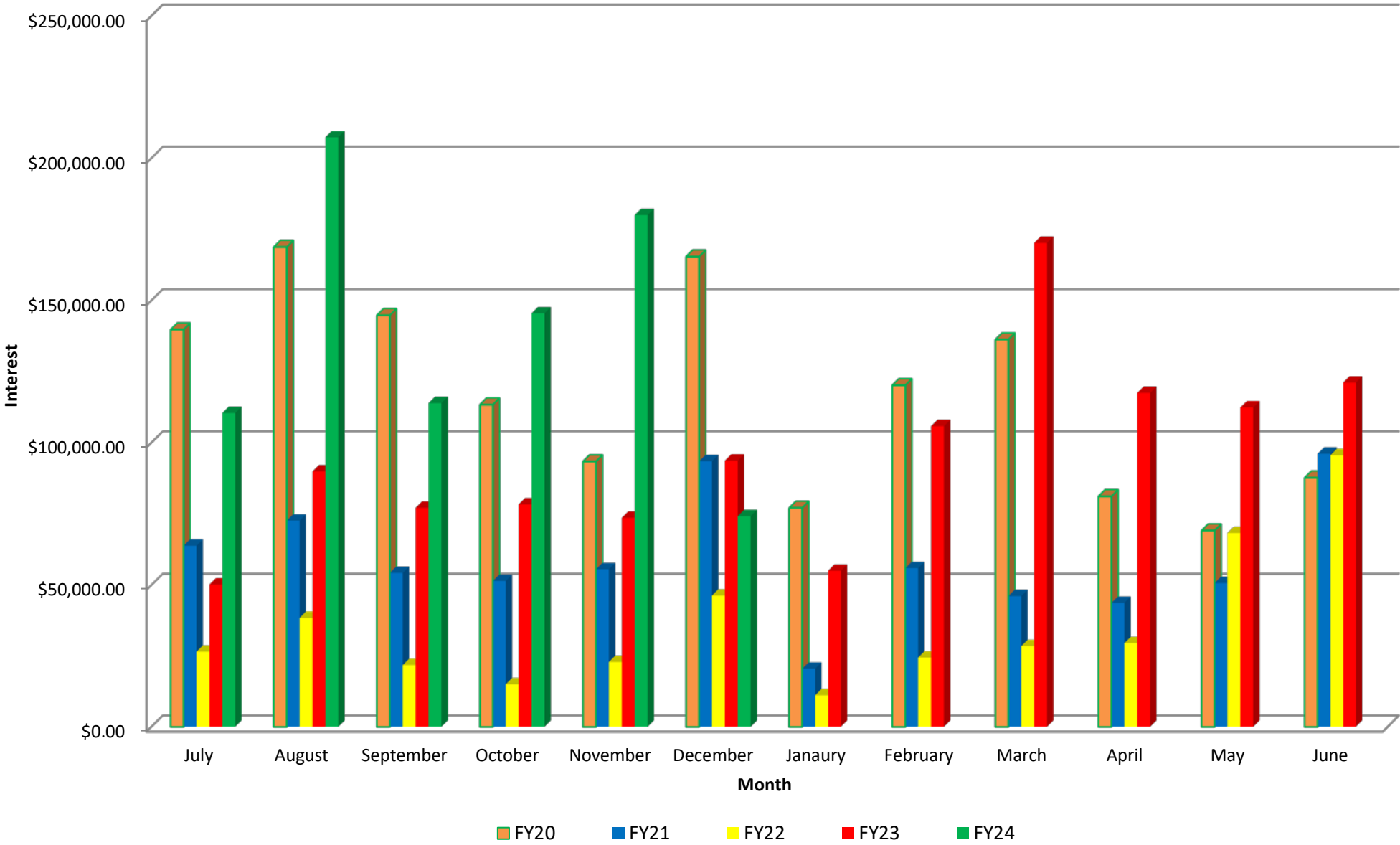
3. In the future, the entity will not invest any funds in or through Multi-Bank Securities, Inc. that constitute proceeds of municipal securities or municipal escrow investments.

Cash Not Yet Received

Security	Record Date	Payable Date	Quantity Held	Rate	Dividend Option	Amount of Payment
Interest						
BANKWELL BK NEW CANAAN CONN CTF DEP 5.150% 03/31/25 B/E	12/29/23	01/01/24	248,000.0000	4.373972	Cash	1,084.75
FIRST KEYSTONE CMNTY BK BERWICK PA CTF DEP	12/29/23	12/30/23	248,000.0000	0.493150	Cash	122.30
SECURITY ST BK FARWELL TEX CTF DEP 0.400% 03/28/24	12/29/23	12/31/23	248,000.0000	0.339726	Cash	84.25
WOOD & HUSTON BK MARSHALL MO CTF DEP 4.700% 06/30/26	12/29/23	12/30/23	248,000.0000	3.863013	Cash	958.03
Total Cash Not Yet Received						\$2,249.33

Assets shown here are not reflected in your account. This information has been received from sources we believe to be reliable. Pershing does not guarantee the accuracy of the information.

Total Monthly Interest Earnings



POWERSCHOOL
DATE: 01/17/2024
TIME: 14:12:42
SELECTION CRITERIA : ALL

MEDINA CITY SCHOOLS
OH Cash Position Report

PAGE NUMBER: 1

ACCOUNTING PERIOD : 6/24

FUND	SCC	DESCRIPTION	BEGIN	MTD	FYTD	MTD	FYTD	CURRENT	CURRENT	UNENCUMBERED
			BALANCE	RECEIPTS	RECEIPTS	EXPENDITURES	EXPENDITURES	FUND BALANCE	ENCUMBRANCE	FUND BALANCE

001	0000	GENERAL FUND								
		23,668,444.44	1,605,653.27	36,225,109.40	8,590,370.77	39,605,416.69	20,288,137.15	3,242,007.22	17,046,129.93	
001	0950	GENERAL FUND - CHROME								
		251,148.18	2,899.50	78,380.50	0.00	0.00	329,528.68	0.00	329,528.68	
001	1000	GENERAL FUND								
		593,809.20	0.00	0.00	0.00	0.00	593,809.20	0.00	593,809.20	
001	2000	GENERAL FUND								
		681,740.87	60,876.38	393,361.10	0.00	0.00	1,075,101.97	0.00	1,075,101.97	

Total For Fund 001:										
		25,195,142.69	1,669,429.15	36,696,851.00	8,590,370.77	39,605,416.69	22,286,577.00	3,242,007.22	19,044,569.78	
002	9000	BOND RETIRE - ELEM/HIGH								
		3,690,068.83	0.00	1,934,262.55	0.00	3,868,380.39	1,755,950.99	657,386.50	1,098,564.49	
002	9012	SALES TAX - COPS								
		0.00	1,370,657.68	1,370,657.68	0.00	1,370,657.68	0.00	357,759.82	-357,759.82	

Total For Fund 002:										
		3,690,068.83	1,370,657.68	3,304,920.23	0.00	5,239,038.07	1,755,950.99	1,015,146.32	740,804.67	
003	0000	PERMANENT IMPROVEMENT								
		340,994.61	0.00	0.00	0.00	0.00	340,994.61	0.00	340,994.61	
003	9000	PERMANENT IMPROVEMENT								
		13,601.14	0.00	0.00	0.00	0.00	13,601.14	0.00	13,601.14	
003	9001	REC CENTER-PERMANENT IMP								
		243,131.08	0.00	0.00	215,236.36	805,333.36	-562,202.28	135,968.35	-698,170.63	

Total For Fund 003:										
		597,726.83	0.00	0.00	215,236.36	805,333.36	-207,606.53	135,968.35	-343,574.88	
006	0000	LUNCHROOM FUND								
		-936,761.73	148,087.21	816,236.70	154,025.66	790,919.01	-911,444.04	30,657.76	-942,101.80	
006	9006	LUNCHROOM - FED FUNDS								
		2,215,240.79	219,791.34	366,116.62	168,005.00	534,623.98	2,046,733.43	461,286.94	1,585,446.49	

POWERSCHOOL
DATE: 01/17/2024
TIME: 14:12:42
SELECTION CRITERIA : ALL

MEDINA CITY SCHOOLS
OH Cash Position Report

PAGE NUMBER: 2

ACCOUNTING PERIOD : 6/24

FUND	SCC	DESCRIPTION	BEGIN BALANCE	MTD RECEIPTS	FYTD RECEIPTS	MTD EXPENDITURES	FYTD EXPENDITURES	CURRENT FUND BALANCE	CURRENT ENCUMBRANCE	UNENCUMBERED FUND BALANCE
006	9022	P-EBT ADMINISTRATIVE FUND	3,691.00	0.00	0.00	0.00	0.00	3,691.00	0.00	3,691.00

Total For Fund 006:			1,282,170.06	367,878.55	1,182,353.32	322,030.66	1,325,542.99	1,138,980.39	491,944.70	647,035.69
007	9004	COLLINS SCH/POST-GRADUATE	1,535.77	17,057.45	17,088.26	0.00	0.00	18,624.03	17,000.00	1,624.03
007	9022	BREWER GARRETT SCH	12,547.17	39.60	291.39	0.00	0.00	12,838.56	0.00	12,838.56
007	9110	ART TRUST - GARFIELD	11,827.04	37.33	274.64	0.00	0.00	12,101.68	0.00	12,101.68
007	9333	RIOS STUDENT LEADER SCH	21,075.37	66.52	489.43	0.00	0.00	21,564.80	5,000.00	16,564.80
007	9901	BIXLER SCHOLARSHIP FUND	130.11	0.41	3.02	0.00	0.00	133.13	0.00	133.13

Total For Fund 007:			47,115.46	17,201.31	18,146.74	0.00	0.00	65,262.20	22,000.00	43,262.20
008	9002	KANEHL MUSIC TRUST	28,743.16	0.00	0.00	0.00	0.00	28,743.16	500.00	28,243.16
008	9003	RICHARD HOFFMAN COLLINS	736,925.09	81,222.21	60,621.08	0.00	0.00	797,546.17	50,000.00	747,546.17
008	9112	ELAINE BUSHMAN FUND	19,161.49	839.85	646.24	0.00	0.00	19,807.73	1,000.00	18,807.73

Total For Fund 008:			784,829.74	82,062.06	61,267.32	0.00	0.00	846,097.06	51,500.00	794,597.06
009	9000	STAR	988.90	433.45	29,828.35	0.00	0.00	30,817.25	0.00	30,817.25
009	9110	UNIFORM SUPPLIES GA	3,854.30	91.00	1,857.80	558.27	4,526.68	1,185.42	6,306.98	-5,121.56

POWERSCHOOL
DATE: 01/17/2024
TIME: 14:12:42
SELECTION CRITERIA : ALL

MEDINA CITY SCHOOLS
OH Cash Position Report

PAGE NUMBER: 3

ACCOUNTING PERIOD : 6/24

FUND	SCC	DESCRIPTION	BEGIN	MTD	FYTD	MTD	FYTD	CURRENT	CURRENT	UNENCUMBERED
			BALANCE	RECEIPTS	RECEIPTS	EXPENDITURES	EXPENDITURES	FUND BALANCE	ENCUMBRANCE	FUND BALANCE

009	9120	UNIFORM SUPPLIES - CN								
		15,765.94	146.00	6,642.40	1,075.38	2,769.82	19,638.52	7,042.77		12,595.75
009	9130	UNIFORM SUPPLIES - FN								
		6,670.93	135.00	8,393.55	200.51	9,619.27	5,445.21	1,250.00		4,195.21
009	9140	UNIFORM SUPPLIES - HE								
		16,699.53	60.00	6,830.50	268.05	5,954.02	17,576.01	4,783.82		12,792.19
009	9160	UNIFORM SUPPLIES - BL								
		5,303.22	356.75	9,534.75	248.27	7,418.52	7,419.45	1,819.55		5,599.90
009	9170	UNIFORM SUPPLIES - WA								
		24,729.68	245.00	11,428.00	109.41	8,214.07	27,943.61	3,431.06		24,512.55
009	9180	UNIFORM SUPPLIES - NO								
		12,013.99	477.00	8,657.50	583.51	7,796.33	12,875.16	4,341.85		8,533.31
009	9200	UNIFORM SUPPLIES - CL								
		20,009.61	270.00	15,994.60	371.42	16,233.08	19,771.13	785.40		18,985.73
009	9210	UNIFORM SUPPLIES - RT								
		7,947.71	426.55	19,653.15	61.28	8,994.98	18,605.88	12,864.37		5,741.51
009	9300	UNIFORM SUPPLIES - HS								
		64,502.77	9,961.50	103,191.85	7,634.65	47,270.03	120,424.59	124,384.74		-3,960.15
009	9301	MHS GRADUATION								
		976.10	374.00	2,711.50	34.75	34.75	3,652.85	10,465.25		-6,812.40
009	9304	AVIATION/PHOTOGRAPHY								
		3.87	0.00	0.00	0.00	0.00	3.87	0.00		3.87

Total For Fund	009:									
		179,466.55	12,976.25	224,723.95	11,145.50	118,831.55	285,358.95	177,475.79		107,883.16
014	9016	MEDINA CNTY JUV DET CNTR								
		123,134.45	31,635.00	66,595.00	36,431.02	168,304.93	21,424.52	0.00		21,424.52
014	9116	EVOLVE								
		616,881.56	110,020.20	479,790.80	121,043.42	541,009.83	555,662.53	184,304.93		371,357.60

Total For Fund	014:									
		740,016.01	141,655.20	546,385.80	157,474.44	709,314.76	577,087.05	184,304.93		392,782.12
016	0000	EMERGENCY LEVY								
		16,351,613.27	3,429.66	3,355,068.97	1,005,362.59	4,974,164.60	14,732,517.64	364,284.69		14,368,232.95

POWERSCHOOL
DATE: 01/17/2024
TIME: 14:12:42
SELECTION CRITERIA : ALL

MEDINA CITY SCHOOLS
OH Cash Position Report

PAGE NUMBER: 4

ACCOUNTING PERIOD : 6/24

FUND	SCC	DESCRIPTION	BEGIN BALANCE	MTD RECEIPTS	FYTD RECEIPTS	MTD EXPENDITURES	FYTD EXPENDITURES	CURRENT FUND BALANCE	CURRENT ENCUMBRANCE	UNENCUMBERED FUND BALANCE
016	0410	EMERGENCY LEVY	-263,873.52	0.00	0.00	14,800.38	69,071.18	-332,944.70	0.00	-332,944.70
016	1000	EMERGENCY LEVY	-1,310,023.18	0.00	0.00	64,077.23	313,173.17	-1,623,196.35	0.00	-1,623,196.35
<hr/>										
Total For Fund 016:			14,777,716.57	3,429.66	3,355,068.97	1,084,240.20	5,356,408.95	12,776,376.59	364,284.69	12,412,091.90
<hr/>										
018	0000	PRINT SHOP	6,683.33	0.00	0.00	0.00	0.00	6,683.33	0.00	6,683.33
018	9000	PUBLIC SCHOOL SUP - SUPER	16.70	0.00	0.00	0.00	0.00	16.70	0.00	16.70
018	9110	PRINCIPAL'S FUND - GA	11,657.93	73.00	2,239.15	1,047.77	5,630.09	8,266.99	11,822.54	-3,555.55
018	9111	GARFIELD SCHOOL STORE	49.99	0.00	0.00	0.00	0.00	49.99	0.00	49.99
018	9113	GARFIELD MEDIA CENTER	563.34	0.00	40.70	171.92	384.98	219.06	3,315.24	-3,096.18
018	9120	PRINCIPAL - CN	57,375.66	0.00	107.81	41,592.81	44,487.11	12,996.36	5,013.56	7,982.80
018	9122	CANAVAN SCHOOL STORE	586.69	0.00	0.00	0.00	0.00	586.69	0.00	586.69
018	9123	BOOK FAIR - CANAVAN	2,112.05	21,813.82	25,838.12	0.00	3,917.27	24,032.90	0.00	24,032.90
018	9130	PRINCIPAL - FN	38,283.66	1,986.02	9,251.02	1,843.25	7,851.31	39,683.37	7,738.20	31,945.17
018	9133	BOOK FAIR - FENN	1,514.66	0.00	44.75	0.00	0.00	1,559.41	100.00	1,459.41
018	9135	MEDINA SKI TEAM	474.67	0.00	0.00	0.00	0.00	474.67	0.00	474.67
018	9140	PRINCIPAL'S FUND - HE	46,856.38	200.00	3,042.64	499.39	3,434.28	46,464.74	3,236.52	43,228.22
018	9143	HERITAGE MEDIA CENTER	2,226.35	0.00	0.00	0.00	0.00	2,226.35	0.00	2,226.35
018	9160	PRINCIPAL'S FUND - BL	41,447.36	1,865.56	5,418.06	894.51	8,210.38	38,655.04	2,417.76	36,237.28
018	9161	PBIS - BLAKE	3,248.50	0.00	0.00	0.00	1,650.00	1,598.50	0.00	1,598.50

POWERSCHOOL
DATE: 01/17/2024
TIME: 14:12:42
SELECTION CRITERIA : ALL

MEDINA CITY SCHOOLS
OH Cash Position Report

PAGE NUMBER: 5

ACCOUNTING PERIOD : 6/24

FUND	SCC	DESCRIPTION	BEGIN	MTD	FYTD	MTD	FYTD	CURRENT	CURRENT	UNENCUMBERED
		BALANCE	RECEIPTS	RECEIPTS	EXPENDITURES	EXPENDITURES	FUND	BALANCE	ENCUMBRANCE	FUND BALANCE
018	9163	BLAKE MEDIA CENTER								
		13,118.41	12.99	81.38	0.00	50.00	13,149.79	0.00		13,149.79
018	9170	PRINCIPALS FUND - WA								
		78,815.43	0.00	2,013.77	9,399.24	14,708.81	66,120.39	7,679.76		58,440.63
018	9171	WAITE SCHOOL STORE								
		220.00	0.00	110.00	111.78	228.27	101.73	71.73		30.00
018	9173	MEDIA CENTER WA								
		5,239.53	18.85	18.85	0.00	0.00	5,258.38	0.00		5,258.38
018	9180	PRINCIPALS FUND NO								
		67,088.84	636.65	4,933.38	9,253.70	14,021.59	58,000.63	17,671.91		40,328.72
018	9181	NO SCHOOL STORE								
		1,631.19	0.00	0.00	0.00	0.00	1,631.19	0.00		1,631.19
018	9183	MEDIA CENTER NO								
		8,759.38	0.00	0.00	0.00	0.00	8,759.38	0.00		8,759.38
018	9184	FIELD TRIPS NO								
		146.00	0.00	0.00	0.00	0.00	146.00	0.00		146.00
018	9200	PRINCIPAL'S FUND - CL								
		48,468.81	3,429.81	5,929.81	749.28	10,490.39	43,908.23	7,317.08		36,591.15
018	9203	CL MEDIA CENTER								
		5,629.54	0.00	3,599.12	0.00	3,519.92	5,708.74	0.00		5,708.74
018	9210	PRINCIPAL'S FUND - RT								
		36,774.81	2,122.90	2,279.65	228.52	5,770.96	33,283.50	8,681.04		24,602.46
018	9211	ROOT M.S. MEDIA CENTER								
		10,629.86	0.00	3,247.51	0.00	3,280.54	10,596.83	0.00		10,596.83
018	9300	PRINCIPAL'S FUND - HS								
		23,531.31	2,116.00	17,493.24	2,040.21	13,570.70	27,453.85	23,831.73		3,622.12
018	9301	MEDIA CENTER FUND								
		1,554.50	0.00	0.00	0.00	0.00	1,554.50	0.00		1,554.50
018	9302	SPECIAL FUNDRAISER - HS								
		29,909.37	0.00	0.00	0.00	0.00	29,909.37	29,000.00		909.37
018	9303	PERFORMING ARTS								
		159,402.65	13,586.00	34,084.00	5,754.50	10,700.70	182,785.95	96,217.82		86,568.13
018	9304	BUZZ								
		23,253.34	1,547.29	10,238.59	1,708.74	7,544.25	25,947.68	17,962.69		7,984.99
018	9305	FLEXIBLE CREDIT FUND								
		8,434.56	0.00	0.00	0.00	0.00	8,434.56	0.00		8,434.56
018	9306	FEED THE BEES								
		7,622.41	0.00	1,400.00	277.31	954.96	8,067.45	6,545.04		1,522.41
018	9307	MHS LOCAL GRANTS								
		74.85	0.00	0.00	1,238.98	1,258.34	-1,183.49	2,740.15		-3,923.64

POWERSCHOOL
DATE: 01/17/2024
TIME: 14:12:42
SELECTION CRITERIA : ALL

MEDINA CITY SCHOOLS
OH Cash Position Report

PAGE NUMBER: 6

ACCOUNTING PERIOD : 6/24

FUND	SCC	DESCRIPTION	BEGIN	BALANCE	MTD RECEIPTS	FYTD RECEIPTS	MTD EXPENDITURES	FYTD EXPENDITURES	CURRENT FUND BALANCE	CURRENT ENCUMBRANCE	UNENCUMBERED FUND BALANCE
018	9308	MHS HOPE SQUAD									
		1,216.16			40.00	3,020.00	432.49	795.65	3,440.51	2,496.45	944.06
018	9884	FACILITY RENTAL									
		85,394.82			0.00	661.00	0.00	0.00	86,055.82	0.00	86,055.82
018	9900	INSERVICE - CENTRAL									
		3,702.01			0.00	0.00	0.00	0.00	3,702.01	0.00	3,702.01
018	9901	PUBLIC SCH SUPPORT - INST									
		1,743.89			0.00	0.00	0.00	0.00	1,743.89	0.00	1,743.89
018	9902	INSERVICE - SUPER									
		11,224.52			0.00	0.00	0.00	0.00	11,224.52	0.00	11,224.52
018	9903	BOARD/STUDENT DEVELOPMENT									
		2,800.00			0.00	0.00	0.00	0.00	2,800.00	0.00	2,800.00
018	9904	WELLNESS FUND									
		502.00			0.00	0.00	0.00	0.00	502.00	0.00	502.00
018	9905	PUBLIC SCH SUPT/STUD SERV									
		51,248.39			0.00	0.00	0.00	0.00	51,248.39	0.00	51,248.39
018	9906	COMMUNICA-PUBLIC SCH SUP									
		675.90			525.00	525.00	0.00	525.00	675.90	0.00	675.90
018	9907	STEAM - SUMMER ENRICHMENT									
		5,374.82			0.00	0.00	0.00	0.00	5,374.82	0.00	5,374.82
018	9908	GRANT US HOPE									
		-317.00			0.00	0.00	0.00	0.00	-317.00	0.00	-317.00
018	9910	MAINTENANCE DEPARTMENT									
		3,902.36			0.00	0.00	0.00	0.00	3,902.36	0.00	3,902.36
018	9915	BIKE TO SCHOOL									
		788.22			0.00	0.00	0.00	0.00	788.22	1,100.00	-311.78
018	9916	SPIRIT NIGHT									
		4,396.64			0.00	1,500.00	0.00	2,950.88	2,945.76	210.46	2,735.30
018	9917	HALL OF FAME									
		1,235.05			0.00	0.00	0.00	0.00	1,235.05	0.00	1,235.05
018	9918	SPOTLIGHT ON STUDENTS									
		816.53			0.00	0.00	250.00	250.00	566.53	200.00	366.53
018	9919	STUDENT ART SHOW									
		621.60			0.00	0.00	0.00	0.00	621.60	0.00	621.60
018	9920	TRSP FUND									
		1,514.98			0.00	0.00	0.00	0.00	1,514.98	0.00	1,514.98
018	9922	AMERICAN HEART GRANT									
		1,000.00			0.00	0.00	0.00	0.00	1,000.00	0.00	1,000.00
018	9930	RESOURCE CONNECTION									
		1,500.00			0.00	0.00	0.00	0.00	1,500.00	0.00	1,500.00

POWERSCHOOL
DATE: 01/17/2024
TIME: 14:12:42
SELECTION CRITERIA : ALL

MEDINA CITY SCHOOLS
OH Cash Position Report

PAGE NUMBER: 7

ACCOUNTING PERIOD : 6/24

FUND	SCC	DESCRIPTION	BEGIN BALANCE	MTD RECEIPTS	FYTD RECEIPTS	MTD EXPENDITURES	FYTD EXPENDITURES	CURRENT FUND BALANCE	CURRENT ENCUMBRANCE	UNENCUMBERED FUND BALANCE
<hr/>										
<hr/>										
Total For Fund	018:		922,742.95	49,973.89	137,117.55	77,494.40	166,186.38	893,674.12	255,369.68	638,304.44
<hr/>										
019	9000	ADAMH GRANT								
		240.00	0.00	0.00	0.00	0.00	240.00	0.00	240.00	
019	9018	LOWE'S LIGHT UP GA FY08								
		48.08	0.00	0.00	0.00	0.00	48.08	0.00	48.08	
019	9020	RIF PROGRAM GRANT - NO								
		400.73	0.00	0.00	0.00	0.00	400.73	0.00	400.73	
019	9021	JENNINGS - B - BRYNIARSKI								
		0.82	0.00	0.00	0.00	0.00	0.82	0.00	0.82	
019	9023	PUB EDU LEADERSHIP COM GT								
		0.01	0.00	0.00	0.00	0.00	0.01	0.00	0.01	
019	9029	M H J GRANT/ZAVESKY/FY09								
		6.82	0.00	0.00	0.00	0.00	6.82	0.00	6.82	
019	9030	PERF BASD ASSMENT GT FY10								
		79.76	0.00	0.00	0.00	0.00	79.76	0.00	79.76	
019	9031	PBA FY11								
		256.96	0.00	0.00	0.00	0.00	256.96	0.00	256.96	
019	9113	ACS-HACH CHEM GT - HAMMAN								
		96.34	0.00	0.00	0.00	0.00	96.34	0.00	96.34	
019	9121	ADAMH GRANT								
		40,405.00	0.00	0.00	700.00	3,025.00	37,380.00	1,500.00	35,880.00	
019	9180	PPG INNOV CLASSRM GT-NO								
		15.31	0.00	0.00	0.00	0.00	15.31	0.00	15.31	
019	9181	FIRST ENERGY GRANT								
		0.16	0.00	0.00	0.00	0.00	0.16	0.00	0.16	
019	9213	VIDEO CLUB GRANT - MHS								
		2.82	0.00	0.00	0.00	0.00	2.82	0.00	2.82	
019	9301	PPG GRANT - ROBOTICS								
		9.07	0.00	0.00	0.00	0.00	9.07	0.00	9.07	
019	9313	JENNINGS - NOP - MILLER								
		13.86	0.00	0.00	0.00	0.00	13.86	0.00	13.86	
019	9413	3M AND OTHER GRANT								
		152.03	0.00	0.00	0.00	0.00	152.03	0.00	152.03	
019	9513	NEA STUDENT ACHIEVE GT								
		191.88	0.00	0.00	0.00	0.00	191.88	0.00	191.88	

ACCOUNTING PERIOD : 6/24

MEDINA CITY SCHOOLS OH Cash Position Report

PAGE NUMBER: 8

FUND	SCC	DESCRIPTION	BEGIN	BALANCE	MTD RECEIPTS	FYTD RECEIPTS	MTD EXPENDITURES	FYTD EXPENDITURES	CURRENT FUND BALANCE	CURRENT ENCUMBRANCE	UNENCUMBERED FUND BALANCE
<hr/>											
019	9715	FUEL UP - BLAKE	23.82	0.00	0.00	0.00	0.00	23.82	0.00	23.82	
019	9920	M H J SUPPORT STUGGLING	1,000.00	0.00	0.00	0.00	0.00	1,000.00	0.00	1,000.00	
<hr/>											
Total For Fund	019:		42,943.47	0.00	0.00	700.00	3,025.00	39,918.47	1,500.00	38,418.47	
<hr/>											
020	9001	TRANSPORTATION ENTERPRISE	167,634.78	861.29	4,680.60	249.01	1,061.83	171,253.55	3,938.17	167,315.38	
<hr/>											
Total For Fund	020:		167,634.78	861.29	4,680.60	249.01	1,061.83	171,253.55	3,938.17	167,315.38	
<hr/>											
022	9000	UNCLAIMED FUNDS	66,495.58	0.00	654.00	0.00	0.00	67,149.58	5,000.00	62,149.58	
022	9093	DIVERSION PROG ADAMHS BD	1,000.00	0.00	0.00	0.00	0.00	1,000.00	0.00	1,000.00	
022	9094	DIVERSION PROG ADAMHS BD	1,000.00	0.00	0.00	0.00	0.00	1,000.00	0.00	1,000.00	
022	9300	OH HS ATH ASSOC FUND	10,114.54	535.00	8,053.00	5,402.41	8,558.76	9,608.78	582.08	9,026.70	
<hr/>											
Total For Fund	022:		78,610.12	535.00	8,707.00	5,402.41	8,558.76	78,758.36	5,582.08	73,176.28	
<hr/>											
024	9001	MED AND DRUG/SELF INS	4,339,814.61	917,657.65	5,458,853.48	1,115,375.56	6,295,292.52	3,503,375.57	2,432,756.82	1,070,618.75	
024	9002	DENT SELF INS	688,881.52	62,231.20	370,332.94	43,235.74	363,313.93	695,900.53	33,842.87	662,057.66	
024	9094	FLEX PRO	68,882.32	37,502.97	87,506.93	33,849.62	97,858.83	58,530.42	161,474.16	-102,943.74	

POWERSCHOOL
DATE: 01/17/2024
TIME: 14:12:42
SELECTION CRITERIA : ALL

MEDINA CITY SCHOOLS
OH Cash Position Report

PAGE NUMBER: 9

ACCOUNTING PERIOD : 6/24

FUND	SCC	DESCRIPTION BEGIN BALANCE	MTD RECEIPTS	FYTD RECEIPTS	MTD EXPENDITURES	FYTD EXPENDITURES	CURRENT FUND BALANCE	CURRENT ENCUMBRANCE	UNENCUMBERED FUND BALANCE

Total For Fund	024:	5,097,578.45	1,017,391.82	5,916,693.35	1,192,460.92	6,756,465.28	4,257,806.52	2,628,073.85	1,629,732.67
027	0000	WORK COMP-SELF INS 517,470.87	19,548.51	84,139.49	17,938.74	87,108.00	514,502.36	187,271.66	327,230.70

Total For Fund	027:	517,470.87	19,548.51	84,139.49	17,938.74	87,108.00	514,502.36	187,271.66	327,230.70
071	9013	SALES TAX P I 3,479,546.49	0.00	2,104,626.12	1,412,694.96	2,495,826.91	3,088,345.70	668,477.40	2,419,868.30

Total For Fund	071:	3,479,546.49	0.00	2,104,626.12	1,412,694.96	2,495,826.91	3,088,345.70	668,477.40	2,419,868.30
200	9110	GA STUD COUN/K-KIDS CLUB 534.56	1.64	12.27	0.00	15.79	531.04	625.57	-94.53
200	9121	CN STUDENT COUNCIL 1,459.40	4.61	33.89	0.00	0.00	1,493.29	0.00	1,493.29
200	9134	FN STUDENT BUSINESS 9.98	0.03	0.23	0.00	0.00	10.21	0.00	10.21
200	9140	HE STUDENT COUNCIL 173.63	0.55	4.04	0.00	0.00	177.67	0.00	177.67
200	9184	NO STUDENT COUNCIL 55.57	0.18	1.29	0.00	0.00	56.86	0.00	56.86
200	9185	NO K-KIDS KIWANIS CLUB 12,147.30	38.34	282.10	0.00	0.00	12,429.40	0.00	12,429.40
200	9201	ROBOTICS CLUB CL 381.49	2.53	439.12	0.00	0.00	820.61	0.00	820.61
200	9202	CL STUDENT COUNCIL 2,988.56	9.02	831.61	86.76	897.23	2,922.94	235.56	2,687.38
200	9204	CL CHEERLEADERS 557.91	1.76	12.96	0.00	0.00	570.87	0.00	570.87
200	9205	CL BUILDERS CLUB 3,836.20	12.11	89.08	0.00	0.00	3,925.28	0.00	3,925.28

POWERSCHOOL
DATE: 01/17/2024
TIME: 14:12:42
SELECTION CRITERIA : ALL

MEDINA CITY SCHOOLS
OH Cash Position Report

PAGE NUMBER: 10

ACCOUNTING PERIOD : 6/24

FUND	SCC	DESCRIPTION BEGIN BALANCE	MTD RECEIPTS	FYTD RECEIPTS	MTD EXPENDITURES	FYTD EXPENDITURES	CURRENT FUND BALANCE	CURRENT ENCUMBRANCE	UNENCUMBERED FUND BALANCE
<hr/>									
200	9209	CL DRAMA CLUB 33,551.92	102.50	775.77	1,099.00	1,099.00	33,228.69	4,651.00	28,577.69
200	9251	ROBOTICS CLUB RT 136.71	1.68	408.23	0.00	0.00	544.94	375.00	169.94
200	9253	RT BUILDERS' CLUB 6,721.88	21.22	156.10	0.00	0.00	6,877.98	2,000.00	4,877.98
200	9254	RT HONORS ACADEMY 7,221.92	23.04	633.10	0.00	385.00	7,470.02	3,615.00	3,855.02
200	9256	RT DRAMA CLUB 6,138.27	19.38	142.56	0.00	0.00	6,280.83	2,000.00	4,280.83
200	9258	RT STUD COUNCIL 5,856.42	737.94	919.72	0.00	9.99	6,766.15	490.01	6,276.14
200	9301	YG AMERICANS FOR FREEDOM 0.21	0.00	0.00	0.00	0.00	0.21	0.00	0.21
200	9302	ART CLUB 1,171.52	3.71	428.15	35.00	397.28	1,202.39	917.72	284.67
200	9303	CULTURAL EXPLORATION 209.26	0.66	4.85	0.00	0.00	214.11	208.00	6.11
200	9304	CAREER ASSOCIATION 0.37	0.00	0.00	0.00	0.00	0.37	0.00	0.37
200	9305	CHEMCLUB 2.27	0.01	0.05	0.00	0.00	2.32	0.00	2.32
200	9307	VOCAL 50,986.09	6,085.04	10,432.49	8,121.95	15,697.39	45,721.19	34,962.42	10,758.77
200	9309	IMPROV CLUB 614.62	1.94	14.28	0.00	0.00	628.90	1,400.00	-771.10
200	9310	D E P - NAT'L GERMAN HON 0.45	0.00	0.00	0.00	0.00	0.45	0.00	0.45
200	9312	DRAMA CLUB 20,990.47	2,718.65	7,855.46	1,803.59	5,294.82	23,551.11	14,705.18	8,845.93
200	9314	MEDINA OUTDOORS CLUB 473.05	1.86	131.48	0.00	0.00	604.53	450.00	154.53
200	9315	FELLOWSHIP OF CHRISTIAN ATH 358.87	1.13	8.33	0.00	0.00	367.20	350.00	17.20
200	9318	GIRLS LEADERSHIP CLUB 7,496.92	23.66	174.11	0.00	0.00	7,671.03	7,860.00	-188.97
200	9321	KEY CLUB 64,607.35	250.56	3,269.44	240.00	1,240.00	66,636.79	19,760.00	46,876.79
200	9323	MEDINAMITE 1,797.19	4.27	201.62	0.00	613.25	1,385.56	1,675.75	-290.19

POWERSCHOOL
 DATE: 01/17/2024
 TIME: 14:12:42
 SELECTION CRITERIA : ALL

MEDINA CITY SCHOOLS
 OH Cash Position Report

PAGE NUMBER: 11

ACCOUNTING PERIOD : 6/24

FUND	SCC	DESCRIPTION BEGIN BALANCE	MTD RECEIPTS	FYTD RECEIPTS	MTD EXPENDITURES	FYTD EXPENDITURES	CURRENT FUND BALANCE	CURRENT ENCUMBRANCE	UNENCUMBERED FUND BALANCE

200	9324	MEDINIAN 74,321.83	236.42	2,414.09	0.00	95.96	76,639.96	19,904.04	56,735.92
200	9325	MHS BAND 23,575.78	4,826.69	5,125.12	0.00	9,676.53	19,024.37	12,900.00	6,124.37
200	9326	NATIONAL HONOR SOCIETY 16,525.17	49.78	368.16	98.43	757.43	16,135.90	3,401.57	12,734.33
200	9327	ORCHESTRA 46,670.41	1,451.74	2,386.40	0.00	190.73	48,866.08	2,809.27	46,056.81
200	9330	SCIENCE OLYMPIAD CLUB 2,843.13	7.10	61.93	298.00	603.00	2,302.06	2,262.00	40.06
200	9331	SKI CLUB 3.37	0.01	0.08	0.00	0.00	3.45	0.00	3.45
200	9332	SPANISH CLUB 14,993.20	120.86	2,537.48	1,042.54	1,042.54	16,488.14	6,457.46	10,030.68
200	9333	STUDENT COUNCIL 59,292.03	-528.50	33,721.79	3,070.87	28,989.62	64,024.20	40,478.38	23,545.82
200	9335	LATIN CLUB 6,873.72	86.20	708.04	0.00	59.91	7,521.85	5,280.34	2,241.51
200	9336	FRENCH CLUB 337.28	1.90	635.96	258.63	356.44	616.80	1,143.56	-526.76
200	9337	AMERICAN SIGN LANGUAGE 243.89	0.97	71.70	0.00	0.00	315.59	500.00	-184.41
200	9339	SPEECH/DEBATE CLUB 12,891.59	114.13	11,481.09	8,961.00	15,903.03	8,469.65	12,588.01	-4,118.36
200	9340	O.C.O.M. 703.10	580.42	1,646.11	384.22	539.93	1,809.28	1,160.07	649.21
200	9346	PENGUIN BOWL/NOSB 127.25	0.31	2.87	0.00	0.00	130.12	100.06	30.06
200	9350	TECHNOLOGY CLUB 424.58	1.27	1,013.82	122.15	1,027.55	410.85	500.00	-89.15
200	9352	VIDEO CLUB - SR HI 7,627.75	74.06	252.08	29.07	79.07	7,800.76	7,520.77	279.99
200	9353	CHINESE CLUB 1,156.95	3.65	26.85	0.00	0.00	1,183.80	1,200.00	-16.20
200	9355	GENDER AND SEXUALITY ALLI 774.74	2.38	67.72	0.00	71.57	770.89	1,148.43	-377.54
200	9380	V O F T 17,439.13	57.34	1,409.64	0.00	261.97	18,586.80	4,738.03	13,848.77
200	9421	CLASS OF 2021 2.63	0.00	0.00	0.50	0.50	2.13	2.50	-0.37

POWERSCHOOL
DATE: 01/17/2024
TIME: 14:12:42
SELECTION CRITERIA : ALL

MEDINA CITY SCHOOLS
OH Cash Position Report

PAGE NUMBER: 12

ACCOUNTING PERIOD : 6/24

FUND	SCC	DESCRIPTION BEGIN BALANCE	MTD RECEIPTS	FYTD RECEIPTS	MTD EXPENDITURES	FYTD EXPENDITURES	CURRENT FUND BALANCE	CURRENT ENCUMBRANCE	UNENCUMBERED FUND BALANCE
200	9422	CLASS OF 2022 133.84	0.00	0.00	22.27	22.27	111.57	111.73	-0.16
200	9423	CLASS OF 2023 2,279.02	0.00	45.74	377.22	377.22	1,947.54	1,892.78	54.76
200	9424	CLASS OF 2024 4,930.75	13.07	608.54	0.00	1,303.49	4,235.80	3,411.51	824.29
200	9425	CLASS OF 2025 4,111.05	12.48	1,105.62	808.95	1,172.19	4,044.48	58,827.00	-54,782.52
200	9426	CLASS OF 2026 1,898.43	1,690.87	1,727.77	0.00	101.59	3,524.61	1,798.41	1,726.20
200	9427	CLASS OF 2027 0.00	1,474.55	1,474.55	0.00	0.00	1,474.55	1,500.00	-25.45
200	9999	STUD ACTIV FD WAGES/BENE 0.01	0.00	0.00	0.00	0.00	0.01	0.00	0.01
<hr/>									
Total For Fund	200:	530,660.99	20,345.72	96,155.48	26,860.15	88,282.29	538,534.18	287,917.13	250,617.05
300	3000	ATHLETIC FUND -199,375.87	0.00	486,751.02	48,701.45	323,101.35	-35,726.20	85,911.19	-121,637.39
300	3001	ATHLETICS OTH 212,126.80	825.00	44,980.77	0.00	212,126.80	44,980.77	0.00	44,980.77
300	3003	ATH BOYS BB 26,852.28	4,904.98	5,559.98	0.00	26,852.28	5,559.98	0.00	5,559.98
300	3004	ATH GIRLS BB 14,076.98	5,569.99	6,733.98	0.00	14,076.98	6,733.98	0.00	6,733.98
300	3007	ATH BOYS CC 18,265.00	2,265.00	11,895.00	0.00	18,265.00	11,895.00	0.00	11,895.00
300	3008	ATH HS FOOTBALL 119,549.46	0.00	139,316.18	0.00	119,549.46	139,316.18	0.00	139,316.18
300	3010	ATH SOCCER 717.00	0.00	0.00	0.00	717.00	0.00	0.00	0.00
300	3012	ATH BOYS SOCCER 9,865.29	0.00	14,172.78	0.00	9,865.29	14,172.78	0.00	14,172.78
300	3013	ATH GIRLS SOCCER 12,215.92	0.00	15,261.84	0.00	12,215.92	15,261.84	0.00	15,261.84
300	3015	ATH BOYS TRACK 4,450.00	0.00	0.00	0.00	4,450.00	0.00	0.00	0.00

POWERSCHOOL
DATE: 01/17/2024
TIME: 14:12:42
SELECTION CRITERIA : ALL

MEDINA CITY SCHOOLS
OH Cash Position Report

PAGE NUMBER: 13

ACCOUNTING PERIOD : 6/24

FUND	SCC	DESCRIPTION BEGIN BALANCE	MTD RECEIPTS	FYTD RECEIPTS	MTD EXPENDITURES	FYTD EXPENDITURES	CURRENT FUND BALANCE	CURRENT ENCUMBRANCE	UNENCUMBERED FUND BALANCE
<hr/>									
300	3016	ATH GIRLS TRACK 7,316.00	0.00	0.00	0.00	7,316.00	0.00	0.00	0.00
300	3017	ATH GIRLS VBALL 12,433.94	0.00	12,876.95	0.00	12,433.94	12,876.95	0.00	12,876.95
300	3018	ATH WRESTLING 31,069.37	8,616.00	10,351.00	0.00	31,069.37	10,351.00	0.00	10,351.00
300	3019	ATH BOYS LACROSSE 9,435.86	0.00	0.00	0.00	9,435.86	0.00	0.00	0.00
300	3020	ATH GIRLS LACROSSE 3,290.88	0.00	0.00	0.00	3,290.88	0.00	0.00	0.00
300	3021	ATH BOYS SWIMMING 4,319.96	1,824.00	1,824.00	0.00	4,319.96	1,824.00	0.00	1,824.00
300	3022	ATH GIRLS SWIMMING 0.00	400.00	400.00	0.00	0.00	400.00	0.00	400.00
300	9110	GARFIELD FIELD TRIPS 4,341.97	0.00	1,055.00	0.00	-16.10	5,413.07	1,000.00	4,413.07
300	9120	CANAVAN FIELD TRIP -477.80	0.00	3,525.00	0.00	3,740.00	-692.80	1,000.00	-1,692.80
300	9121	WORLD WATCHER'S CLUB 7,362.04	0.00	0.00	0.00	0.00	7,362.04	0.00	7,362.04
300	9130	FENN FIELD TRIPS 165.00	0.00	3,300.00	0.00	3,630.00	-165.00	600.00	-765.00
300	9140	HERITAGE FIELD TRIPS 274.31	314.32	4,045.32	1,663.82	3,956.32	363.31	970.50	-607.19
300	9160	BLAKE FIELD TRIPS -1,238.81	0.00	0.00	-401.51	757.23	-1,996.04	0.00	-1,996.04
300	9170	WAITE FIELD TRIPS 639.00	0.00	1,450.00	0.00	3,365.00	-1,276.00	0.00	-1,276.00
300	9180	NORTHROP FIELD TRIPS 1,408.11	0.00	3,830.75	-400.00	4,831.98	406.88	3,639.63	-3,232.75
300	9201	CL BAND FUND 11,452.51	0.00	9,126.00	1,138.51	1,995.38	18,583.13	12,010.98	6,572.15
300	9202	CL ORCHESTRA FD. 258.00	0.00	0.00	0.00	0.00	258.00	0.00	258.00
300	9203	CL LIBRARY 370.00	0.00	0.00	0.00	0.00	370.00	0.00	370.00
300	9204	CL CHOIR FUND 634.10	0.00	0.00	0.00	0.00	634.10	0.00	634.10
300	9208	DC AND OTHER TRIPS 1,064.50	0.00	110,800.00	658.75	103,433.18	8,431.32	1,919.82	6,511.50

POWERSCHOOL
DATE: 01/17/2024
TIME: 14:12:42
SELECTION CRITERIA : ALL

MEDINA CITY SCHOOLS
OH Cash Position Report

PAGE NUMBER: 14

ACCOUNTING PERIOD : 6/24

FUND	SCC	DESCRIPTION BEGIN BALANCE	MTD RECEIPTS	FYTD RECEIPTS	MTD EXPENDITURES	FYTD EXPENDITURES	CURRENT FUND BALANCE	CURRENT ENCUMBRANCE	UNENCUMBERED FUND BALANCE
300	9250	RT BAND FUND 9,385.33	1,822.85	7,407.85	1,308.66	2,706.44	14,086.74	2,917.01	11,169.73
300	9251	RT ORCHESTRA FUND 1,246.65	0.00	0.00	0.00	0.00	1,246.65	0.00	1,246.65
300	9252	RT CHOIR FUND 3,270.15	0.00	0.00	0.00	0.00	3,270.15	0.00	3,270.15
300	9253	RT BEEHIVE 2,059.46	182.50	781.70	179.18	384.01	2,457.15	215.99	2,241.16
300	9254	ZEN DEN RT 654.70	74.00	771.50	0.00	184.52	1,241.68	865.48	376.20
300	9258	RT DIST SUPER ACTIV 124.00	50.00	111,814.00	982.76	111,646.76	291.24	28,348.24	-28,057.00
300	9302	MENS VOLLEYBALL 5,480.17	0.00	2,055.00	0.00	460.00	7,075.17	0.00	7,075.17
300	9303	HUDDLE/SHUDDLE 0.63	0.00	3,870.00	0.00	105.83	3,764.80	1,894.17	1,870.63
300	9304	LINK CREW 3,123.40	0.00	5,259.75	649.80	5,715.81	2,667.34	1,450.20	1,217.14
300	9313	MUSICAL 21,435.88	807.96	807.96	-1.58	3,645.00	18,598.84	22,023.42	-3,424.58
300	9325	MHS BAND TRIP 7,171.20	0.00	0.00	0.00	0.00	7,171.20	0.00	7,171.20
300	9334	BEEHIVE CAFE 18,163.95	0.00	0.00	120.42	211.70	17,952.25	1,788.30	16,163.95
300	9390	GLOBAL TRIPS 375.00	0.00	0.00	0.00	0.00	375.00	9,000.00	-8,625.00
300	9403	PRESCHOOL TRIP 0.00	0.00	2,405.00	0.00	2,310.00	95.00	0.00	95.00
300	9410	SPARKLE CHEERLEADING 4,860.20	141.00	141.00	277.95	2,206.79	2,794.41	1,793.21	1,001.20
<hr/>									
Total For Fund	300:	390,212.52	27,797.60	1,022,569.33	54,878.21	1,064,355.94	348,425.91	177,348.14	171,077.77
401	9013	ST FRANCIS AUX SERVICES 80,070.56	0.00	176.30	0.00	80,246.86	0.00	0.00	0.00
401	9014	ST FRANCIS AUXILIARY 0.00	233.32	166,464.39	31,295.92	90,867.17	75,597.22	50,598.05	24,999.17

POWERSCHOOL
DATE: 01/17/2024
TIME: 14:12:42
SELECTION CRITERIA : ALL

MEDINA CITY SCHOOLS

OH Cash Position Report

PAGE NUMBER: 15

ACCOUNTING PERIOD : 6/24

FUND	SCC	DESCRIPTION	BEGIN	BALANCE	MTD RECEIPTS	FYTD RECEIPTS	MTD EXPENDITURES	FYTD EXPENDITURES	CURRENT FUND BALANCE	CURRENT ENCUMBRANCE	UNENCUMBERED FUND BALANCE
401	9017	AUX ST FRANCIS	37.41	0.00	0.00	0.00	0.00	37.41	0.00	37.41	
401	9023	NURTURY AUX SERVICES	17,345.30	0.00	53.49	0.00	17,398.79	0.00	0.00	0.00	
401	9024	NURTURY AUXILIARY	0.00	14.17	7,706.03	1,428.90	3,183.98	4,522.05	2,420.00	2,102.05	
401	9027	AUX FUNDS NURTURY	72.90	0.00	0.00	0.00	0.00	72.90	0.00	72.90	
401	9033	MCA AUX SERVICES	38,034.74	0.00	86.58	0.00	38,121.32	0.00	0.00	0.00	
401	9034	MCS AUXILIARY	0.00	0.00	236,450.29	24,644.49	280,390.36	-43,940.07	45,820.23	-89,760.30	
401	9066	SM WONDERS	1,644.12	0.00	0.00	0.00	0.00	1,644.12	0.00	1,644.12	
Total For Fund 401:			137,205.03	247.49	410,937.08	57,369.31	510,208.48	37,933.63	98,838.28	-60,904.65	
432	9097	MANAGE INFO SYS	0.80	0.00	0.00	0.00	0.00	0.80	0.00	0.80	
Total For Fund 432:			0.80	0.00	0.00	0.00	0.00	0.80	0.00	0.80	
450	9008	SCHOOLNET PLUS FY2008	1.00	0.00	0.00	0.00	0.00	1.00	0.00	1.00	
Total For Fund 450:			1.00	0.00	0.00	0.00	0.00	1.00	0.00	1.00	
451	9012	CONNECTIVITY	26,382.50	0.00	10,407.10	0.00	0.00	36,789.60	0.00	36,789.60	

POWERSCHOOL
DATE: 01/17/2024
TIME: 14:12:42
SELECTION CRITERIA : ALL

MEDINA CITY SCHOOLS
OH Cash Position Report

PAGE NUMBER: 16

ACCOUNTING PERIOD : 6/24

FUND	SCC	DESCRIPTION	BEGIN	MTD	FYTD	MTD	FYTD	CURRENT	CURRENT	UNENCUMBERED
			BALANCE	RECEIPTS	RECEIPTS	EXPENDITURES	EXPENDITURES	FUND BALANCE	ENCUMBRANCE	FUND BALANCE

Total For Fund	451:									
		26,382.50	0.00	10,407.10	0.00	0.00	36,789.60	0.00	36,789.60	
452	9008	SCHOOLNET PD FY08								
		66.15	0.00	0.00	0.00	0.00	66.15	0.00	66.15	

Total For Fund	452:									
		66.15	0.00	0.00	0.00	0.00	66.15	0.00	66.15	
467	9021	STUD WELLNESS AND SUCCESS								
		618.49	0.00	0.00	0.00	0.00	618.49	0.00	618.49	

Total For Fund	467:									
		618.49	0.00	0.00	0.00	0.00	618.49	0.00	618.49	
499	9012	INTERN PSYCH FY12								
		45.81	0.00	0.00	0.00	0.00	45.81	0.00	45.81	
499	9013	INTERN PSYCH FY13								
		39.97	0.00	0.00	0.00	0.00	39.97	0.00	39.97	
499	9014	INTERN PSYCH FY24								
		0.00	0.00	0.00	4,453.52	13,824.99	-13,824.99	0.00	-13,824.99	
499	9019	SCHOOL SAFETY								
		10,086.41	0.00	0.00	0.00	0.00	10,086.41	0.00	10,086.41	
499	9024	LOCAL GOV INNOVATION FUND								
		7,750.00	0.00	0.00	0.00	0.00	7,750.00	0.00	7,750.00	
499	9039	INTERN PSYCH GRANT FY09								
		2.20	0.00	0.00	0.00	0.00	2.20	0.00	2.20	
499	9112	E-TECH BLENDED LEARNING								
		321.71	0.00	0.00	0.00	0.00	321.71	0.00	321.71	

Total For Fund	499:									
		18,246.10	0.00	0.00	4,453.52	13,824.99	4,421.11	0.00	4,421.11	

POWERSCHOOL
DATE: 01/17/2024
TIME: 14:12:42
SELECTION CRITERIA : ALL

MEDINA CITY SCHOOLS
OH Cash Position Report

PAGE NUMBER: 17

ACCOUNTING PERIOD : 6/24

FUND	SCC	DESCRIPTION	BEGIN BALANCE	MTD RECEIPTS	FYTD RECEIPTS	MTD EXPENDITURES	FYTD EXPENDITURES	CURRENT FUND BALANCE	CURRENT ENCUMBRANCE	UNENCUMBERED FUND BALANCE
506	9014	RES ED GRANT	950.00	0.00	0.00	0.00	0.00	950.00	0.00	950.00

Total For Fund 506:		950.00	0.00	0.00	0.00	0.00	0.00	950.00	0.00	950.00
507	9022	ARP ESSER	8.39	0.00	1,572,490.04	0.00	393,024.19	1,179,474.24	0.00	1,179,474.24
507	9023	ARP STATE ACTIVITY SUP	0.00	0.00	0.00	0.00	142,010.00	-142,010.00	0.00	-142,010.00
507	9024		0.00	0.00	142,010.00	2,346.62	91,812.38	50,197.62	629,912.85	-579,715.23
507	9121	ESSER II	3,895.59	0.00	259,780.16	0.00	257,950.86	5,724.89	0.00	5,724.89
507	9222	ARP ESSER HOMELESS	-0.36	0.00	0.00	0.00	0.00	-0.36	0.00	-0.36

Total For Fund 507:		3,903.62	0.00	1,974,280.20	2,346.62	884,797.43	1,093,386.39	629,912.85		463,473.54
516	9015	TITLE VI-B	2,690.82	0.00	0.00	0.00	0.00	2,690.82	0.00	2,690.82
516	9016	TITLE VI-B	229.90	0.00	0.00	0.00	0.00	229.90	0.00	229.90
516	9021	TITLE VI-B	4.85	0.00	0.00	0.00	0.00	4.85	0.00	4.85
516	9023	TITLE VI-B	104,814.80	239,387.49	239,387.49	0.00	60,652.29	283,550.00	0.00	283,550.00
516	9024	TITLE VI-B	0.00	433,093.50	433,093.50	160,116.64	649,931.51	-216,838.01	22,606.40	-239,444.41
516	9123	APR IDEA	64,142.11	132,257.89	132,257.89	0.00	0.00	196,400.00	0.00	196,400.00

Total For Fund 516:		171,882.48	804,738.88	804,738.88	160,116.64	710,583.80	266,037.56	22,606.40		243,431.16

ACCOUNTING PERIOD : 6/24

MEDINA CITY SCHOOLS OH Cash Position Report

PAGE NUMBER: 18

FUND	SCC	DESCRIPTION	BEGIN	BALANCE	MTD RECEIPTS	FYTD RECEIPTS	MTD EXPENDITURES	FYTD EXPENDITURES	CURRENT FUND BALANCE	CURRENT ENCUMBRANCE	UNENCUMBERED FUND BALANCE
<hr/>											
551	9120	TITLE III LEP									
		2,792.08			0.00	0.00	0.00	0.00	2,792.08	0.00	2,792.08
551	9122	TITLE III LEP									
		722.05			0.00	0.00	0.00	0.00	722.05	0.00	722.05
551	9123	TITLE III LEP									
		0.00			0.00	5,439.25	0.00	0.00	5,439.25	0.00	5,439.25
<hr/>											
Total For Fund	551:										
		3,514.13			0.00	5,439.25	0.00	0.00	8,953.38	0.00	8,953.38
<hr/>											
572	9023	TITLE I									
		39,762.64			98,124.25	98,124.25	0.00	33,936.89	103,950.00	0.00	103,950.00
572	9024	TITLE I									
		0.00			140,491.42	140,491.42	61,792.31	223,725.12	-83,233.70	3,553.92	-86,787.62
572	9116	TITLE I-D									
		2.83			0.00	0.00	0.00	0.00	2.83	0.00	2.83
572	9121	TITLE I-D									
		-417.64			0.00	0.00	0.00	0.00	-417.64	0.00	-417.64
572	9122	TITLE I-D									
		72.63			0.00	0.00	0.00	0.00	72.63	0.00	72.63
572	9123	TITLE I-D									
		-1,234.19			31,550.70	31,550.70	0.00	20,591.51	9,725.00	0.00	9,725.00
572	9124	TITLE I-D									
		0.00			8,031.72	8,031.72	2,258.11	11,038.24	-3,006.52	2,265.37	-5,271.89
<hr/>											
Total For Fund	572:										
		38,186.27			278,198.09	278,198.09	64,050.42	289,291.76	27,092.60	5,819.29	21,273.31
<hr/>											
584	9023	TITLE IV-A									
		3,364.53			187.16	187.16	0.00	-147.17	3,698.86	0.00	3,698.86
584	9024	TITLE IV-A									
		0.00			0.00	0.00	3,876.61	27,207.88	-27,207.88	7,637.33	-34,845.21

POWERSCHOOL
DATE: 01/17/2024
TIME: 14:12:42
SELECTION CRITERIA : ALL

MEDINA CITY SCHOOLS
OH Cash Position Report

PAGE NUMBER: 19

ACCOUNTING PERIOD : 6/24

FUND	SCC	DESCRIPTION	BEGIN BALANCE	MTD RECEIPTS	FYTD RECEIPTS	MTD EXPENDITURES	FYTD EXPENDITURES	CURRENT FUND BALANCE	CURRENT ENCUMBRANCE	UNENCUMBERED FUND BALANCE

Total For Fund	584:									
		3,364.53	187.16	187.16	3,876.61	27,060.71	-23,509.02	7,637.33		-31,146.35
587	9023	EARLY CHILDHOOD 5,194.82	9,156.91	9,156.91	0.00	2,151.85	12,199.88	0.00		12,199.88
587	9024	EARLY CHILDHOOD 0.00	9,942.93	9,942.93	4,143.03	15,378.67	-5,435.74	1,129.32		-6,565.06
587	9123	ARP IDEA EARLY ED 0.00	3,031.29	3,031.29	0.00	2,992.31	38.98	2,439.98		-2,401.00

Total For Fund	587:									
		5,194.82	22,131.13	22,131.13	4,143.03	20,522.83	6,803.12	3,569.30		3,233.82
590	9022	TITLE II-A -1,558.14	0.00	0.00	0.00	812.45	-2,370.59	0.00		-2,370.59
590	9023	TITLE II-A -1,861.36	33,079.19	35,787.58	0.00	12,676.22	21,250.00	0.00		21,250.00
590	9024	TITLE II-A 0.00	73,293.29	73,293.29	2,652.06	76,349.80	-3,056.51	27,140.68		-30,197.19

Total For Fund	590:									
		-3,419.50	106,372.48	109,080.87	2,652.06	89,838.47	15,822.90	27,140.68		-11,317.78
599	9022	NSLP EQUIP ASSIST 339.35	0.00	0.00	0.00	0.00	339.35	0.00		339.35
599	9023	OFCC SAFETY/SECURITY 152,521.48	0.00	0.00	0.00	23,680.80	128,840.68	128,542.86		297.82

Total For Fund	599:									
		152,860.83	0.00	0.00	0.00	23,680.80	129,180.03	128,542.86		637.17

GRAND TOTALS:		59,080,610.63	6,013,618.92	58,379,806.01	13,468,184.94	66,400,566.03	51,059,850.61	10,824,177.10		40,235,673.51

POWERSCHOOL
DATE: 01/17/2024
TIME: 14:12:42
SELECTION CRITERIA : ALL

MEDINA CITY SCHOOLS
OH Cash Position Report

PAGE NUMBER: 20

ACCOUNTING PERIOD : 6/24

FUND	SCC	DESCRIPTION BEGIN BALANCE	MTD RECEIPTS	FYTD RECEIPTS	MTD EXPENDITURES	FYTD EXPENDITURES	CURRENT FUND BALANCE	CURRENT ENCUMBRANCE	UNENCUMBERED FUND BALANCE
001		25,195,142.69	1,669,429.15	36,696,851.00	8,590,370.77	39,605,416.69	22,286,577.00	3,242,007.22	19,044,569.78
002		3,690,068.83	1,370,657.68	3,304,920.23	0.00	5,239,038.07	1,755,950.99	1,015,146.32	740,804.67
003		597,726.83	0.00	0.00	215,236.36	805,333.36	-207,606.53	135,968.35	-343,574.88
006		1,282,170.06	367,878.55	1,182,353.32	322,030.66	1,325,542.99	1,138,980.39	491,944.70	647,035.69
007		47,115.46	17,201.31	18,146.74	0.00	0.00	65,262.20	22,000.00	43,262.20
008		784,829.74	82,062.06	61,267.32	0.00	0.00	846,097.06	51,500.00	794,597.06
009		179,466.55	12,976.25	224,723.95	11,145.50	118,831.55	285,358.95	177,475.79	107,883.16
014		740,016.01	141,655.20	546,385.80	157,474.44	709,314.76	577,087.05	184,304.93	392,782.12
016		14,777,716.57	3,429.66	3,355,068.97	1,084,240.20	5,356,408.95	12,776,376.59	364,284.69	12,412,091.90
018		922,742.95	49,973.89	137,117.55	77,494.40	166,186.38	893,674.12	255,369.68	638,304.44
019		42,943.47	0.00	0.00	700.00	3,025.00	39,918.47	1,500.00	38,418.47
020		167,634.78	861.29	4,680.60	249.01	1,061.83	171,253.55	3,938.17	167,315.38
022		78,610.12	535.00	8,707.00	5,402.41	8,558.76	78,758.36	5,582.08	73,176.28
024		5,097,578.45	1,017,391.82	5,916,693.35	1,192,460.92	6,756,465.28	4,257,806.52	2,628,073.85	1,629,732.67

POWERSCHOOL
DATE: 01/17/2024
TIME: 14:12:42
SELECTION CRITERIA : ALL

MEDINA CITY SCHOOLS
OH Cash Position Report

PAGE NUMBER: 21

ACCOUNTING PERIOD : 6/24

FUND	SCC	DESCRIPTION BEGIN BALANCE	MTD RECEIPTS	FYTD RECEIPTS	MTD EXPENDITURES	FYTD EXPENDITURES	CURRENT FUND BALANCE	CURRENT ENCUMBRANCE	UNENCUMBERED FUND BALANCE
027		517,470.87	19,548.51	84,139.49	17,938.74	87,108.00	514,502.36	187,271.66	327,230.70
071		3,479,546.49	0.00	2,104,626.12	1,412,694.96	2,495,826.91	3,088,345.70	668,477.40	2,419,868.30
200		530,660.99	20,345.72	96,155.48	26,860.15	88,282.29	538,534.18	287,917.13	250,617.05
300		390,212.52	27,797.60	1,022,569.33	54,878.21	1,064,355.94	348,425.91	177,348.14	171,077.77
401		137,205.03	247.49	410,937.08	57,369.31	510,208.48	37,933.63	98,838.28	-60,904.65
432		0.80	0.00	0.00	0.00	0.00	0.80	0.00	0.80
450		1.00	0.00	0.00	0.00	0.00	1.00	0.00	1.00
451		26,382.50	0.00	10,407.10	0.00	0.00	36,789.60	0.00	36,789.60
452		66.15	0.00	0.00	0.00	0.00	66.15	0.00	66.15
467		618.49	0.00	0.00	0.00	0.00	618.49	0.00	618.49
499		18,246.10	0.00	0.00	4,453.52	13,824.99	4,421.11	0.00	4,421.11
506		950.00	0.00	0.00	0.00	0.00	950.00	0.00	950.00
507		3,903.62	0.00	1,974,280.20	2,346.62	884,797.43	1,093,386.39	629,912.85	463,473.54
516		171,882.48	804,738.88	804,738.88	160,116.64	710,583.80	266,037.56	22,606.40	243,431.16

POWERSCHOOL
DATE: 01/17/2024
TIME: 14:12:42
SELECTION CRITERIA : ALL

MEDINA CITY SCHOOLS
OH Cash Position Report

ACCOUNTING PERIOD : 6/24

FUND	SCC	DESCRIPTION BEGIN BALANCE	MTD RECEIPTS	FYTD RECEIPTS	MTD EXPENDITURES	FYTD EXPENDITURES	CURRENT FUND BALANCE	CURRENT ENCUMBRANCE	UNENCUMBERED FUND BALANCE
551		3,514.13	0.00	5,439.25	0.00	0.00	8,953.38	0.00	8,953.38
572		38,186.27	278,198.09	278,198.09	64,050.42	289,291.76	27,092.60	5,819.29	21,273.31
584		3,364.53	187.16	187.16	3,876.61	27,060.71	-23,509.02	7,637.33	-31,146.35
587		5,194.82	22,131.13	22,131.13	4,143.03	20,522.83	6,803.12	3,569.30	3,233.82
590		-3,419.50	106,372.48	109,080.87	2,652.06	89,838.47	15,822.90	27,140.68	-11,317.78
599		152,860.83	0.00	0.00	0.00	23,680.80	129,180.03	128,542.86	637.17
GRAND TOTALS:		59,080,610.63	6,013,618.92	58,379,806.01	13,468,184.94	66,400,566.03	51,059,850.61	10,824,177.10	40,235,673.51

Medina City Schools

Check Register For

December 2023

1/17/24

2:53 PM

Check Date	Check Number	Vendor Name	Transaction Amount
12/01/2023	1011377	F.C.P.E	\$130.00
12/01/2023	1011378	KIDS FIRST	\$12.00
12/01/2023	1011379	MEDINA MUNICIPAL COURT	\$257.00
12/01/2023	1011380	OAPSE	\$4,354.39
12/01/2023	1011381	KEITH L RUCINSKI, CHAPTER 13 TRSTEE	\$899.54
12/01/2023	1011382	OHIO EDUCATION ASSOCIATION	\$415.10
12/01/2023	1011383	PEOPLE QUALIFIED COMMITTEE	\$15.41
12/01/2023	V1011362	MEMO-FLEXSAVE	\$12,500.99
12/01/2023	V1011363	MEDINA CITY SCHOOLS FOUNDATION	\$69.00
12/01/2023	V1011364	MEMO - SERS - BOARD	\$65,114.52
12/01/2023	V1011365	MEMO - STRS - BOARD	\$249,798.34
12/01/2023	V1011366	MEMO -EFTPS - TAXES	\$253,980.74
12/01/2023	V1011367	MEMO -MEDINA CITY SCHOOLS	\$486,827.36
12/01/2023	V1011368	MEMO MET LIFE INSURANCE	\$5,198.92
12/01/2023	V1011369	MEMO --S E R S - EMPLOYEE	\$46,791.58
12/01/2023	V1011370	MEMO --S T R S - EMPLOYEE	\$261,022.72
12/01/2023	V1011371	OHIO BUSINESS GATEWAY	\$47,408.60
12/01/2023	V1011372	OHIO CHILD SUPPORT PAYMENT CENTRAL	\$1,474.49
12/01/2023	V1011373	OHIO DEFERRED COMPENSATION -MEMO	\$10,889.98
12/01/2023	V1011374	MEMO - OMNI	\$34,494.53
12/01/2023	V1011375	TRUSTMARK VOLUNTARY BENEFITS	\$1,637.53
12/01/2023	V1011376	UNITED WAY MEDINA & SUMMIT CO	\$135.24
12/01/2023	V753315	MEMO - HUNTINGTON NAT'L BANK	\$250,332.00
12/01/2023 - Total			\$1,733,759.98
12/04/2023	V753312	MEMO - MEDICAL MUTUAL	\$59,440.35
12/04/2023	V753316	MEMO - A&M ENDEAVORS LLC	\$35.00
12/04/2023	V753317	MEMO - MEDICAL MUTUAL	\$170,130.26
12/04/2023 - Total			\$229,605.61
12/06/2023	V753320	MEMO - WESTFIELD BANK	\$973.78
12/06/2023 - Total			\$973.78
12/11/2023	V753318	MEMO - MEDICAL MUTUAL	\$179,563.87
12/11/2023	V753564	MEMO-CAPITAL ONE	\$44,186.51
12/11/2023 - Total			\$223,750.38

Medina City Schools

Check Register For

December 2023

1/17/24

2:53 PM

Check Date	Check Number	Vendor Name	Transaction Amount
12/12/2023	V753314	GORDON FOOD SERVICE	\$15,803.04
12/12/2023 - Total			\$15,803.04
12/14/2023	753230	ADVANCE AUTO PARTS	\$82.64
12/14/2023	753231	AG-PRO OHIO LLC	\$209.35
12/14/2023	753232	APOLLO PEST CONTROL INC.	\$723.00
12/14/2023	753233	APPLE INC.	\$4,016.00
12/14/2023	753234	ARMSTRONG UTILITIES INC.	\$863.76
12/14/2023	753235	B.O.L.D. DESIGNS AND RECREATION LLC	\$8,215.00
12/14/2023	753236	BUEHLER'S FRESH FOODS	\$223.87
12/14/2023	753237	PEPSI CO BEVERAGE SALES LLC	\$2,112.46
12/14/2023	753238	CANTON CITY SCHOOLS	\$15.00
12/14/2023	753239	CITY OF MEDINA (WATER DEPT.)	\$14,757.00
12/14/2023	753240	CLEVELAND CLINIC ATWORK	\$165.00
12/14/2023	753241	CLEVELAND PLUMBING SUPPLY CO.	\$432.12
12/14/2023	753242	CLEVELAND TOOL & CUTTER	\$72.29
12/14/2023	753243	CLOVERLEAF HIGH SCHOOL	\$150.00
12/14/2023	753244	COCA COLA BOTTLING CO CSLDT	\$479.03
12/14/2023	753245	COPLEY HIGH SCHOOL	\$105.00
12/14/2023	753246	CRANDALL COMPANY INC	\$419.85
12/14/2023	753247	CROWN TROPHY OF MEDINA	\$1,988.55
12/14/2023	753248	DANENE BEAL	\$70.09
12/14/2023	753249	DELL MARKETING LP	\$7,360.15
12/14/2023	753250	DOMINICS PIZZA & JO JO'S BAR	\$357.00
12/14/2023	753251	DOUGH GO'S	\$903.25
12/14/2023	753252	EDUCATIONAL SERVICE CENTER OF NE OH	\$69,389.00
12/14/2023	753253	ELITE TRAINING PERFORMANCE	\$1,000.00
12/14/2023	753254	ENHANCED FITNESS AND PERFORMANCE	\$170.00
12/14/2023	753255	FLINN SCIENTIFIC INC.	\$297.10
12/14/2023	753256	GIONINO'S PIZZERIA	\$94.00
12/14/2023	753257	GORDON FOOD SERVICE	\$611.38
12/14/2023	753258	GREAT DAY! TOURS & CHARTER BUS SERV	\$8,600.00
12/14/2023	753259	GROTH MUSIC	\$657.85
12/14/2023	753260	HIGHLAND LOCAL SCHOOLS	\$53.00

Medina City Schools

Check Register For

December 2023

1/17/24

2:53 PM

Check Date	Check Number	Vendor Name	Transaction Amount
12/14/2023	753261	HUDSON HIGH SCHOOL	\$425.00
12/14/2023	753262	IMMIX MARKETING	\$2,125.00
12/14/2023	753263	JANICE HENSLEY	\$605.00
12/14/2023	753264	JW PEPPER & SON, INC.	\$457.22
12/14/2023	753265	LAWSON PRODUCTS INC	\$203.25
12/14/2023	753266	LEARNING WITHOUT TEARS	\$273.90
12/14/2023	753267	LEARNWELL	\$389.04
12/14/2023	753268	LEPPO INC.	\$165.00
12/14/2023	753269	MACKIN BOOK COMPANY	\$4,039.41
12/14/2023	753270	MADISON J LUCAS	\$180.00
12/14/2023	753271	MCS FOOD SERVICE DEPT.	\$1,810.20
12/14/2023	753272	MEDINA ATHLETIC BOOSTER CLUB	\$2,440.00
12/14/2023	753273	MEDINA CITY SCHOOLS	\$70,884.87
12/14/2023	753274	MEDINA CITY SCHOOLS - BUSINESS DEPT	\$537.18
12/14/2023	753275	MEDINA GLASS COMPANY	\$410.31
12/14/2023	753276	MEDINA SENIOR HIGH SCHOOL	\$48.00
12/14/2023	753277	MIDLAND HARDWARE COMPANY	\$54.74
12/14/2023	753278	NATIONAL SPEECH & DEBATE ASSOC	\$89.00
12/14/2023	753279	ALFRED NICKLES BAKERY INC	\$2,243.05
12/14/2023	753280	NORDONIA HIGH SCHOOL	\$120.00
12/14/2023	753281	NUHOP CNTR FOR EXPERIENTIAL LEARN.	\$1,457.50
12/14/2023	753282	OHIO EDISON COMPANY	\$43,342.39
12/14/2023	753283	OHIO HS WRESTLING COACHES ASSO	\$100.00
12/14/2023	753284	OHIO SCHOOL BOARDS ASSOC	\$10,126.00
12/14/2023	753285	OHIO SPEECH AND DEBATE ASSOCIATION	\$50.00
12/14/2023	753286	OHIO STATE UNIVERSITY	\$215.00
12/14/2023	753287	PDX READING SPECIALIST LLC	\$287.76
12/14/2023	753288	PERRY SPEECH AND DEBATE BOOSTERS	\$84.00
12/14/2023	753289	RAS FLOOR MACHINE SERVICES LLC	\$651.80
12/14/2023	753290	READY FIELD SOLUTIONS, LLC	\$5,389.20
12/14/2023	753291	REALLY GOOD STUFF LLC	\$287.45
12/14/2023	753292	ROWLEYS WHOLESALE	\$342.00
12/14/2023	753293	RUMPKE OF OHIO INC	\$611.70

Medina City Schools

Check Register For

December 2023

1/17/24

2:53 PM

Check Date	Check Number	Vendor Name	Transaction Amount
12/14/2023	753294	SCRUBBER CITY INC	\$312.25
12/14/2023	753295	HUDSON CITY SCHOOLS	\$466.00
12/14/2023	753296	SMITH BROTHERS INC.	\$108.00
12/14/2023	753297	SNIDER RECREATION INC	\$40,990.00
12/14/2023	753298	STEARNS VIOLINS INC.	\$520.90
12/14/2023	753299	SUBURBAN SCHOOL TRANSPORTATION	\$107,205.19
12/14/2023	753300	SUEVER ELECTRIC, LLC.	\$1,800.00
12/14/2023	753301	SWEETWATER SOUND LLC	\$299.00
12/14/2023	753302	TEACHER SYNERGY, LLC	\$51.36
12/14/2023	753303	TRACY BROWN	\$300.00
12/14/2023	753304	TRANSITION CONSULTING AND COACHING	\$217.00
12/14/2023	753305	TRECA DIGITAL ACADEMY	\$9,288.14
12/14/2023	753306	UNIVERSAL INDUSTRIAL SUPPLY, INC.	\$943.97
12/14/2023	753307	VENTRIS LEARNING LLC	\$230.00
12/14/2023	753308	WADSWORTH CITY SCHOOLS - MCSCRT	\$375.00
12/14/2023	753309	WELLINGTON IMPLEMENT CO. INC.	\$8.98
12/14/2023	753310	WOLFF BROS. SUPPLY INC.	\$117.52
12/14/2023	V753135	CINTAS CORPORATION (V-CARD)	\$2,612.87
12/14/2023	V753136	ROBERT J. VERNAK (V-CARD)	\$226.00
12/14/2023	V753137	ACA TRACK LLC.	\$1,687.50
12/14/2023	V753138	ACHIEVEMENT ADVANTAGE	\$1,080.00
12/14/2023	V753139	AKRON BEARING COMPANY INC.	\$18.91
12/14/2023	V753140	ALAN T ROLAND	\$150.00
12/14/2023	V753144	AMAZON.COM	\$10,009.07
12/14/2023	V753145	ANTHONY BELSITO	\$1,337.50
12/14/2023	V753146	ARKAY FLORALS - FLOWER GALLERY	\$120.00
12/14/2023	V753147	ASTRO POOL COMPANY, INC	\$208,856.26
12/14/2023	V753148	AVALON FOODSERVICE INC	\$16,421.30
12/14/2023	V753149	ABBY JEAN BANNING	\$56.07
12/14/2023	V753150	BLICK ART MATERIALS LLC	\$1,331.59
12/14/2023	V753151	BLUUM OF TEXAS LLC	\$957.00
12/14/2023	V753152	NEW DAIRY HOLDCO LLC.	\$7,053.00
12/14/2023	V753153	BRICKER GRAYDON LLP	\$150.00

Medina City Schools

Check Register For

December 2023

1/17/24

2:53 PM

Check Date	Check Number	Vendor Name	Transaction Amount
12/14/2023	V753154	BSN SPORTS LLC	\$491.26
12/14/2023	V753155	AMY LYNN BUSBY	\$318.68
12/14/2023	V753156	CAROL ANN CALDWELL	\$22.50
12/14/2023	V753157	CARA H ALLER	\$4,752.00
12/14/2023	V753158	CARDINAL BUS SALES & SERV INC	\$1,078.60
12/14/2023	V753159	HOPE MARIE CARPENTER	\$93.01
12/14/2023	V753160	KRISTINA M CASSIDY	\$495.31
12/14/2023	V753161	CCT FINANCIAL	\$768.37
12/14/2023	V753162	CENTERRA CO-OP	\$23,211.67
12/14/2023	V753163	CHRISTIA MATTEY	\$1,768.50
12/14/2023	V753164	COUNS. CNTR OF WAYNE & HOLMES CTY.	\$35,796.50
12/14/2023	V753165	CUMMINS SALES AND SERVICE	\$822.15
12/14/2023	V753166	DATA RECOGNITION CORP.	\$2,523.00
12/14/2023	V753167	DAWN PROKOP	\$2,548.00
12/14/2023	V753168	DEMCO INC	\$671.03
12/14/2023	V753169	BARBARA IMBURGIA DIMARINO	\$22.50
12/14/2023	V753170	EASY GRAPHICS CORP	\$4,980.49
12/14/2023	V753171	TIFFANY IRENE EMERSON-KOSMAN	\$139.29
12/14/2023	V753172	ENTERPRISE FM TRUST	\$7,717.28
12/14/2023	V753173	ESC OF MEDINA COUNTY	\$57,114.53
12/14/2023	V753174	FANNING/HOWEY ASSOCIATES INC.	\$1,700.00
12/14/2023	V753175	J.DAVID HAMMAN	\$41.14
12/14/2023	V753176	BRITTANY D HARTORY	\$223.75
12/14/2023	V753177	HD SUPPLY FACILITIES MAINTENANCE	\$92.58
12/14/2023	V753178	MARCIE R HENNING	\$155.17
12/14/2023	V753179	HERSHEY CREAMERY CO	\$2,235.36
12/14/2023	V753180	INNOVATIVE SOLUTIONS DISTRIBUTION	\$2,205.00
12/14/2023	V753181	SARAH L JACKSON	\$149.34
12/14/2023	V753182	JAMES W. TIGHE	\$150.00
12/14/2023	V753183	JOHNSON CONTROLS INC.	\$31,817.30
12/14/2023	V753184	HALEIGH ANN KIRKPATRICK	\$22.50
12/14/2023	V753185	MICHELLE ELIZABETH LEWANDOWSKI	\$22.50
12/14/2023	V753186	KATELYN J LOPEZ	\$78.61

Medina City Schools

Check Register For

December 2023

1/17/24

2:53 PM

Check Date	Check Number	Vendor Name	Transaction Amount
12/14/2023	V753187	WILLIAM V MACGILL & CO	\$0.99
12/14/2023	V753188	MACIE PUBLISHING COMPANY	\$97.60
12/14/2023	V753189	MELISSA M MAXWELL	\$35.00
12/14/2023	V753190	KELLY L MCLAREN-OLIN	\$158.78
12/14/2023	V753191	MCMASTER-CARR SUPPLY COMPANY	\$412.46
12/14/2023	V753192	MICHAEL L WESNER	\$1,811.26
12/14/2023	V753193	MEGAN RENEE MONTGOMERY	\$143.70
12/14/2023	V753194	ANGELA LYNN MORMAN	\$25.22
12/14/2023	V753195	HALEY ANN MUELLER	\$353.44
12/14/2023	V753196	MUSIC AND ARTS	\$235.24
12/14/2023	V753197	NEOLA INC.	\$1,375.00
12/14/2023	V753198	NICHOLAS BRANDON MACLARREN	\$450.00
12/14/2023	V753199	OHIO ASSOC OF STUDENT LEADERS	\$350.00
12/14/2023	V753200	OHIO SCHOOLS COUNCIL (GAS)	\$8,738.64
12/14/2023	V753201	SHARON L OLTERSDORF	\$156.42
12/14/2023	V753202	ORLO AUTO PARTS INC	\$78.41
12/14/2023	V753203	OTC BRANDS INC	\$162.53
12/14/2023	V753204	P & A ADMINISTRATIVE SERVICES	\$72.00
12/14/2023	V753205	CHRISTINA L PELKA	\$22.50
12/14/2023	V753206	STEPHEN WENDELL PERRY	\$149.34
12/14/2023	V753207	EMILY J PETTWAY	\$22.50
12/14/2023	V753208	PLAYHOUSE SQUARE FOUNDATION	\$800.00
12/14/2023	V753209	QUADIENT LEASING USA, INC.	\$937.35
12/14/2023	V753210	REINHARDT SUPPLY COMPANY	\$4,862.60
12/14/2023	V753211	KAYLA MARIE RODRIGUEZ	\$106.44
12/14/2023	V753212	ROOT INTEGRATED SYSTEMS LLC	\$585.00
12/14/2023	V753213	SHAYNA MICHELLE SAMOSKY	\$115.55
12/14/2023	V753214	SCHOOL SPECIALTY, LLC.	\$56.32
12/14/2023	V753215	SCOTT SCRIVEN LLP	\$5,647.96
12/14/2023	V753216	SENDERO THERAPIES INC.	\$84,561.70
12/14/2023	V753217	VANESSA M SHRIVER	\$234.23
12/14/2023	V753218	SPORTSWORLD	\$662.00
12/14/2023	V753219	STANTON'S SHEET MUSIC INC	\$313.42

Medina City Schools

Check Register For

December 2023

1/17/24

2:53 PM

Check Date	Check Number	Vendor Name	Transaction Amount
12/14/2023	V753220	NICHOLE JANINE SZYDLO	\$2,710.00
12/14/2023	V753221	TALBERT'S COMMERCIAL PRODUCTS	\$52.21
12/14/2023	V753222	TARA LOCHER	\$160.00
12/14/2023	V753223	TRANSPORTATION ACCESSORIES CO, INC.	\$326.38
12/14/2023	V753224	CYNTHIA D WALTER	\$22.50
12/14/2023	V753225	MONICA J WELSH	\$19.00
12/14/2023	V753226	WESTERN PSYCHOLOGICAL SERVICES	\$303.60
12/14/2023	V753227	WHITE HOUSE ARTESIAN SPRINGS	\$68.00
12/14/2023	V753228	WRAPAROUND EXPERTS, LLC	\$8,930.00
12/14/2023	V753229	XEROX FINANCIAL SERVICES LLC	\$11,517.00
12/14/2023 - Total			\$1,012,408.30
12/15/2023	1011398	F.C.P.E	\$130.00
12/15/2023	1011399	KIDS FIRST	\$12.00
12/15/2023	1011400	MEDINA MUNICIPAL COURT	\$216.00
12/15/2023	1011401	OAPSE	\$4,316.53
12/15/2023	1011402	KEITH L RUCINSKI, CHAPTER 13 TRSTEE	\$899.54
12/15/2023	1011403	OHIO EDUCATION ASSOCIATION	\$369.54
12/15/2023	1011404	PEOPLE QUALIFIED COMMITTEE	\$15.41
12/15/2023	753311	RUMPKE OF OHIO INC	\$600.00
12/15/2023	V1011384	MEMO-FLEXSAVE	\$12,500.99
12/15/2023	V1011385	MEDINA CITY SCHOOLS FOUNDATION	\$69.00
12/15/2023	V1011386	MEMO - SERS - BOARD	\$66,830.21
12/15/2023	V1011387	MEMO - STRS - BOARD	\$253,722.50
12/15/2023	V1011388	MEMO -EFTPS - TAXES	\$264,738.49
12/15/2023	V1011389	MEMO -MEDINA CITY SCHOOLS	\$487,602.91
12/15/2023	V1011390	MEMO --S E R S - EMPLOYEE	\$48,246.52
12/15/2023	V1011391	MEMO --S T R S - EMPLOYEE	\$265,186.57
12/15/2023	V1011392	OHIO BUSINESS GATEWAY	\$48,612.36
12/15/2023	V1011393	OHIO CHILD SUPPORT PAYMENT CENTRAL	\$1,239.11
12/15/2023	V1011394	OHIO DEFERRED COMPENSATION -MEMO	\$10,889.98
12/15/2023	V1011395	MEMO - OMNI	\$35,994.77
12/15/2023	V1011396	TRUSTMARK VOLUNTARY BENEFITS	\$1,637.53
12/15/2023	V1011397	UNITED WAY MEDINA & SUMMIT CO	\$135.24

Medina City Schools Check Register For December 2023

1/17/24

2:53 PM

Check Date	Check Number	Vendor Name	Transaction Amount
12/15/2023 - Total			\$1,503,965.20
12/19/2023	V753319	MEMO - MEDICAL MUTUAL	\$231,744.67
12/19/2023 - Total			\$231,744.67
12/22/2023	1012381	CENTRAL COLLECTION AGENCY	\$169.70
12/22/2023	1012382	CITY OF AKRON	\$296.83
12/22/2023	1012383	CITY OF BRUNSWICK	\$348.36
12/22/2023	1012384	CITY OF LAKEWOOD	\$390.96
12/22/2023	1012385	F.C.P.E	\$130.00
12/22/2023	1012386	KIDS FIRST	\$12.00
12/22/2023	1012387	MEDINA MUNICIPAL COURT	\$170.00
12/22/2023	1012388	KEITH L RUCINSKI, CHAPTER 13 TRSTEE	\$899.54
12/22/2023	1012389	PEOPLE QUALIFIED COMMITTEE	\$15.41
12/22/2023	1012390	R.I.T.A.	\$82,133.56
12/22/2023	753426	1000 BULBS.COM	\$57.40
12/22/2023	753427	ADLER TEAM SPORTS	\$1,253.56
12/22/2023	753428	ADVANCE AUTO PARTS	\$1,016.54
12/22/2023	753429	ALBERT GRINDLE	\$400.00
12/22/2023	753430	AMPLIFY EDUCATION INC.	\$5,000.00
12/22/2023	753431	APOLLO FENCE LLC	\$3,875.00
12/22/2023	753432	APOLLO PEST CONTROL INC.	\$628.00
12/22/2023	753433	APP GARDEN LLC	\$4,900.00
12/22/2023	753434	APPLIED INDUSTRIAL TECHNOLOGIES	\$264.41
12/22/2023	753435	AQUACLEAR	\$137.70
12/22/2023	753436	ARMSTRONG UTILITIES INC.	\$157.94
12/22/2023	753437	ATLAS PEN & PENCIL LLC	\$73.31
12/22/2023	753438	AUSTINTOWN-FITCH HIGH SCHOOL	\$200.00
12/22/2023	753439	B & B TROPHIES & AWARDS	\$24.00
12/22/2023	753440	BARNES & NOBLE COLLEGE BOOKSELLERS	\$2,250.08
12/22/2023	753441	BASA	\$295.00
12/22/2023	753442	BRANDSTETTER CARROLL, INC.	\$750.00
12/22/2023	753443	BRIAN W. BARNES & CO. INC.	\$7,100.00
12/22/2023	753444	BRIDGET SZAKACS	\$75.00
12/22/2023	753445	BUEHLER'S FRESH FOODS	\$62.32

Medina City Schools

Check Register For

December 2023

1/17/24

2:53 PM

Check Date	Check Number	Vendor Name	Transaction Amount
12/22/2023	753446	BUZZARD TOOLS LLC	\$999.95
12/22/2023	753447	PEPSI CO BEVERAGE SALES LLC	\$4,328.38
12/22/2023	753448	CARISSA PATTON YOUNG	\$250.00
12/22/2023	753449	CATHARINE M FAFRAK	\$700.00
12/22/2023	753450	CHUCK'S CUSTOM LLC	\$70.00
12/22/2023	753451	CITY OF MEDINA (CIVIL SERVICE)	\$19,748.65
12/22/2023	753452	CLEVELAND CLINIC ATWORK	\$75.00
12/22/2023	753453	CLEVELAND PLUMBING SUPPLY CO.	\$50.27
12/22/2023	753454	CLIFFSIDE ARTISTS COLLABORATIVE	\$575.00
12/22/2023	753455	COCA COLA BOTTLING CO CSLDT	\$3,008.73
12/22/2023	753456	COLUMBIA GAS OF OHIO INC	\$6,116.80
12/22/2023	753457	CRANDALL COMPANY INC	\$863.70
12/22/2023	753458	CUYAHOGA COMMUNITY COLLEGE	\$1,899.23
12/22/2023	753459	DEBORAH BLASCAK - PETTY CASHIER	\$250.00
12/22/2023	753460	DOMINICS PIZZA & JO JO'S BAR	\$372.89
12/22/2023	753461	DOUGH GO'S	\$913.15
12/22/2023	753462	EDUCATIONAL SERVICE CENTER OF NE OH	\$50,283.00
12/22/2023	753463	EDULASTIC	\$125.00
12/22/2023	753464	EKO SOLUTIONS	\$1,707.00
12/22/2023	753465	ELIJAH ROSS FERNSTRUM	\$960.00
12/22/2023	753466	ESC OF LORAIN COUNTY	\$75.00
12/22/2023	753467	FLINN SCIENTIFIC INC.	\$120.26
12/22/2023	753468	GIONINO'S PIZZERIA	\$94.00
12/22/2023	753469	GLENOAK HIGH SCHOOL	\$300.00
12/22/2023	753470	GORDON FOOD SERVICE	\$400.09
12/22/2023	753471	GREAT LAKES BIOMEDICAL LLC	\$325.00
12/22/2023	753472	GRIZZLY AUTO & TIRE	\$617.48
12/22/2023	753473	GROTH MUSIC	\$178.05
12/22/2023	753474	HARRISON FORD INC	\$596.15
12/22/2023	753475	HIGHLAND HIGH SCHOOL MARENGO	\$250.00
12/22/2023	753476	HOME DEPOT CREDIT SERVICES	\$289.71
12/22/2023	753477	ICANDI GRAPHICS, LLC	\$84.00
12/22/2023	753478	IRENE H. BUTTER	\$300.00

Medina City Schools

Check Register For

December 2023

1/17/24

2:53 PM

Check Date	Check Number	Vendor Name	Transaction Amount
12/22/2023	753479	JANICE HENSLEY	\$550.00
12/22/2023	753480	JOSHUA SIZEMORE	\$1,000.00
12/22/2023	753481	JW PEPPER & SON, INC.	\$845.11
12/22/2023	753482	KEURIG DR PEPPER	\$796.00
12/22/2023	753483	LEADERSHIP MEDINA COUNTY	\$100.00
12/22/2023	753484	LEARNWELL	\$1,880.36
12/22/2023	753485	MACKIN BOOK COMPANY	\$2,527.15
12/22/2023	753486	MADISON J LUCAS	\$230.00
12/22/2023	753487	MARS ELECTRIC CO.	\$409.90
12/22/2023	753488	MCS FOOD SERVICE DEPT.	\$785.96
12/22/2023	753489	MEDINA CITY SCHOOLS	\$694.13
12/22/2023	753490	MEDINA COUNTY BOARD OF DD.	\$8,744.32
12/22/2023	753491	MEDINA GLASS COMPANY	\$117.50
12/22/2023	753492	MICHAEL GORFIDO	\$93.50
12/22/2023	753493	MIDLAND HARDWARE COMPANY	\$1,578.98
12/22/2023	753494	MONTVILLE POLICE DEPARTMENT	\$222.00
12/22/2023	753495	MTS PUBLICATIONS	\$90.00
12/22/2023	753496	ALFRED NICKLES BAKERY INC	\$2,557.47
12/22/2023	753497	NORTH GATEWAY TIRE CO INC	\$60.00
12/22/2023	753498	OHIO EDISON COMPANY	\$887.99
12/22/2023	753499	OHIO HIGH SCHOOL ATHLETIC ASSN	\$300.00
12/22/2023	753500	OHIO SPEECH AND DEBATE ASSOCIATION	\$50.00
12/22/2023	753501	ONE STOP SUPPLIES	\$549.11
12/22/2023	753502	OVERDRIVE INC	\$438.00
12/22/2023	753503	PSAT NMSQT	\$11,519.53
12/22/2023	753504	ROWLEYS WHOLESALE	\$342.00
12/22/2023	753505	SCHOLASTIC, INC.	\$861.99
12/22/2023	753506	SEVENSTAR ACADEMY LLC	\$14,605.00
12/22/2023	753507	SHERWIN WILLIAMS COMPANY	\$588.24
12/22/2023	753508	SHIFFLER EQUIPMENT SALES INC	\$75.40
12/22/2023	753509	STAPLES INC	\$43.78
12/22/2023	753510	STEARNS VIOLINS INC.	\$115.46
12/22/2023	753511	SWEETWATER SOUND LLC	\$999.98

Medina City Schools

Check Register For

December 2023

1/17/24

2:53 PM

Check Date	Check Number	Vendor Name	Transaction Amount
12/22/2023	753512	TEACHER SYNERGY, LLC	\$47.88
12/22/2023	753513	UCP OF GREATER CLEVELAND	\$9,450.00
12/22/2023	753514	VALERIE PURTILO	\$2,415.00
12/22/2023	753515	VERIZON WIRELESS	\$84.13
12/22/2023	753516	WOLFF BROS. SUPPLY INC.	\$1,591.79
12/22/2023	V1012364	MEMO-FLEXSAVE	\$12,500.99
12/22/2023	V1012365	MEDINA CITY SCHOOLS FOUNDATION	\$64.00
12/22/2023	V1012366	MEDINA CITY TEACHERS ASSOC	\$39,754.65
12/22/2023	V1012367	MEMO - SERS - BOARD	\$60,164.48
12/22/2023	V1012368	MEMO - STRS - BOARD	\$244,051.09
12/22/2023	V1012369	MEMO -EFTPS - TAXES	\$256,036.31
12/22/2023	V1012370	MEMO -MEDINA CITY SCHOOLS	\$128.96
12/22/2023	V1012371	MEMO --S E R S - EMPLOYEE	\$43,255.87
12/22/2023	V1012372	MEMO --S T R S - EMPLOYEE	\$255,323.89
12/22/2023	V1012373	OHIO BUSINESS GATEWAY	\$47,382.87
12/22/2023	V1012374	OHIO CHILD SUPPORT PAYMENT CENTRAL	\$1,239.11
12/22/2023	V1012375	OHIO DEFERRED COMPENSATION -MEMO	\$10,889.98
12/22/2023	V1012376	MEMO - OMNI	\$35,994.45
12/22/2023	V1012377	SCHOOL DISTRICT INCOME TAX	\$4,304.63
12/22/2023	V1012378	TRUSTMARK VOLUNTARY BENEFITS	\$1,637.53
12/22/2023	V1012379	UNITED WAY MEDINA & SUMMIT CO	\$135.24
12/22/2023	V1012380	WORKERS COMP MEMO	\$19,548.51
12/22/2023	V753322	CINTAS CORPORATION (V-CARD)	\$1,683.20
12/22/2023	V753323	FOLLETT SCHOOL SOLUTIONS (V-CARD)	\$3,537.70
12/22/2023	V753324	POINT SPRING & DRIVESHAFT (V-CARD)	\$2,702.12
12/22/2023	V753325	ROBERT J. VERNAK (V-CARD)	\$1,816.00
12/22/2023	V753326	ABC THERAPY, LTD	\$25,497.25
12/22/2023	V753327	ACHIEVEMENT ADVANTAGE	\$2,850.00
12/22/2023	V753328	AIRGAS USA LLC	\$38.36
12/22/2023	V753329	ALAN T ROLAND	\$150.00
12/22/2023	V753336	AMAZON.COM	\$12,564.92
12/22/2023	V753337	ANTHONY BELSITO	\$440.00
12/22/2023	V753338	ARKAY FLORALS - FLOWER GALLERY	\$123.00

Medina City Schools

Check Register For

December 2023

1/17/24

2:53 PM

Check Date	Check Number	Vendor Name	Transaction Amount
12/22/2023	V753339	AVALON FOODSERVICE INC	\$18,867.51
12/22/2023	V753340	BEST TRUCKEQUIPMENT INC.	\$206.67
12/22/2023	V753341	BLICK ART MATERIALS LLC	\$1,063.21
12/22/2023	V753342	THOMAS H BONEZZI	\$3,800.00
12/22/2023	V753343	NEW DAIRY HOLDCO LLC.	\$10,658.54
12/22/2023	V753344	BRIDGET CHYLIK	\$720.00
12/22/2023	V753345	BSN SPORTS LLC	\$50.88
12/22/2023	V753346	CAPP USA INC.	\$1,571.48
12/22/2023	V753347	CARA H ALLER	\$968.00
12/22/2023	V753348	CARDINAL BUS SALES & SERV INC	\$7,450.17
12/22/2023	V753349	CAROLINA BIOLOGICAL SUPPLY CO.	\$130.57
12/22/2023	V753350	CCT FINANCIAL	\$1,637.31
12/22/2023	V753351	CDWG	\$28,282.50
12/22/2023	V753352	CENTERRA CO-OP	\$33,883.88
12/22/2023	V753353	DAVID M CHAMBERS	\$254.66
12/22/2023	V753354	CHRISTIA MATTEY	\$1,131.84
12/22/2023	V753355	CLEVELAND CLINIC CENTER	\$31,807.72
12/22/2023	V753356	CUMMINS SALES AND SERVICE	\$2,994.47
12/22/2023	V753357	DAWN PROKOP	\$1,274.00
12/22/2023	V753358	DYNAMERICAN INC.	\$350.00
12/22/2023	V753359	SANDRA ENID EISENMANN	\$68.78
12/22/2023	V753360	TIFFANY IRENE EMERSON-KOSMAN	\$39.82
12/22/2023	V753361	ESC OF MEDINA COUNTY	\$60,437.76
12/22/2023	V753362	FRAZIER BEHAVIORAL HEALTH	\$3,420.00
12/22/2023	V753363	GOODWILL INDUSTRIES AKRON INC	\$2,574.00
12/22/2023	V753364	GRACENOTES LLC	\$211.50
12/22/2023	V753365	HD SUPPLY FACILITIES MAINTENANCE	\$115.44
12/22/2023	V753366	HEALTHCARE BILLING SERVICES	\$1,054.12
12/22/2023	V753367	HERSHEY CREAMERY CO	\$2,494.24
12/22/2023	V753368	HOMELAND SECURITY SYSTEMS	\$2,250.00
12/22/2023	V753369	INNOVATIVE SOLUTIONS DISTRIBUTION	\$2,165.00
12/22/2023	V753370	INTEGRITY SPORT TEAM SALES, LLC	\$3,670.40
12/22/2023	V753371	SARAH L JACKSON	\$188.51

Medina City Schools

Check Register For

December 2023

1/17/24

2:53 PM

Check Date	Check Number	Vendor Name	Transaction Amount
12/22/2023	V753372	JAMES W. TIGHE	\$150.00
12/22/2023	V753373	JEFF JORDAN	\$3,000.00
12/22/2023	V753374	JOHNSON CONTROLS INC.	\$4,437.26
12/22/2023	V753375	KINGS III EMERGENCY COMMUNICATIONS	\$274.19
12/22/2023	V753376	LAURA HOUGH	\$128.51
12/22/2023	V753377	LORI S KELLY	\$2,263.00
12/22/2023	V753378	LUKE BRILL	\$682.50
12/22/2023	V753379	WILLIAM V MACGILL & CO	\$43.46
12/22/2023	V753380	MARTIN PUBLIC SEATING LLC	\$8,334.78
12/22/2023	V753381	MCMASTER-CARR SUPPLY COMPANY	\$751.71
12/22/2023	V753382	MEDCO SUPPLY	\$165.00
12/22/2023	V753383	MEDINA SIGNS, INC.	\$320.00
12/22/2023	V753384	MICHAEL L WESNER	\$150.00
12/22/2023	V753385	MUSIC AND ARTS	\$358.88
12/22/2023	V753386	ALEXANDRA H MUSSELMAN	\$791.83
12/22/2023	V753387	NICHOLAS BRANDON MACLARREN	\$750.00
12/22/2023	V753388	NORTHERN OHIO EQUIP. SERVICES	\$1,307.50
12/22/2023	V753389	RYAN KARL O'CULL	\$185.37
12/22/2023	V753390	ORLO AUTO PARTS INC	\$203.48
12/22/2023	V753391	OTC BRANDS INC	\$72.16
12/22/2023	V753392	PRO-ED INC.	\$146.00
12/22/2023	V753393	PSI AFFILIATES INC.	\$14,667.60
12/22/2023	V753394	QUENCH USA, INC.	\$59.95
12/22/2023	V753395	QUILL CORPORATION	\$544.26
12/22/2023	V753396	REINHARDT SUPPLY COMPANY	\$6,301.28
12/22/2023	V753397	RIVERSIDE INSIGHTS	\$1,082.95
12/22/2023	V753398	ROJEN COMPANY	\$78.56
12/22/2023	V753399	AARON J SABLE	\$737.53
12/22/2023	V753400	SAVVAS LEARNING COMPANY LLC	\$378.00
12/22/2023	V753401	DANIEL A SCHNEIDER	\$138.86
12/22/2023	V753402	SCHOOL DATEBOOKS	\$224.83
12/22/2023	V753403	SCHOOL SPECIALTY, LLC.	\$702.06
12/22/2023	V753404	SENDERO THERAPIES INC.	\$71,086.62

Medina City Schools

Check Register For

December 2023

1/17/24

2:53 PM

Check Date	Check Number	Vendor Name	Transaction Amount
12/22/2023	V753405	SHELLEY A. MACK	\$525.00
12/22/2023	V753406	DANIEL JOSEPH SMITH	\$23.84
12/22/2023	V753407	STANTON'S SHEET MUSIC INC	\$629.49
12/22/2023	V753408	SARAH E STEVENS	\$19.98
12/22/2023	V753409	SUMMIT FIRE & SECURITY LLC	\$351.25
12/22/2023	V753410	NICHOLE JANINE SZYDLO	\$2,450.00
12/22/2023	V753411	TALBERT'S COMMERCIAL PRODUCTS	\$289.64
12/22/2023	V753412	HAYDEN CHANDLER TALLEY	\$17.03
12/22/2023	V753413	TARA LOCHER	\$690.00
12/22/2023	V753414	TECHNOLOGY ENGINEERING GROUP, LLC	\$4,094.50
12/22/2023	V753415	ELISA TEDONA	\$584.13
12/22/2023	V753416	TOTAL EDUCATION SOLUTIONS, INC.	\$18,111.60
12/22/2023	V753417	TRANSPORTATION ACCESSORIES CO, INC.	\$518.92
12/22/2023	V753418	USA CUSTOM APPAREL LLC	\$1,028.50
12/22/2023	V753419	USA MOBILE DRUG TESTING	\$767.00
12/22/2023	V753420	USI, INC.	\$138.77
12/22/2023	V753421	VINSON GROUP LLC	\$3,863.37
12/22/2023	V753422	WARD'S SCIENCE	\$873.03
12/22/2023	V753423	WEST MUSIC COMPANY INC	\$935.78
12/22/2023	V753424	WHITE HOUSE ARTESIAN SPRINGS	\$25.25
12/22/2023	V753425	CHAD MICHAEL WILSON	\$33.41
12/22/2023	V753567	BUS MOVERS AND MORE LLC	\$11,601.72
12/22/2023 - Total			\$1,755,959.20
12/26/2023	V753554	SYSCO CLEVELAND INC	\$75,353.48
12/26/2023 - Total			\$75,353.48
12/27/2023	V753565	MEMO - DRAGONFLY ATHLETICS LLC	\$20,000.00
12/27/2023	V753566	MEMO - MEDICAL MUTUAL	\$472,808.91
12/27/2023 - Total			\$492,808.91
12/28/2023	753536	ADVANCE AUTO PARTS	\$150.29
12/28/2023	753537	ALL FIRED UP	\$432.00
12/28/2023	753538	ALLIANCE FOR THE GREAT LAKES	\$407.15
12/28/2023	753539	CLAY HIGH SCHOOL	\$450.00
12/28/2023	753540	COLUMBIA GAS OF OHIO INC	\$61.84

Medina City Schools

Check Register For

December 2023

1/17/24

2:53 PM

Check Date	Check Number	Vendor Name	Transaction Amount
12/28/2023	753541	FRONTIER NORTH INC	\$3,320.98
12/28/2023	753542	GRIZZLY AUTO & TIRE	\$33.75
12/28/2023	753543	INTERACTIVE HEALTH	\$1,350.00
12/28/2023	753544	JW PEPPER & SON, INC.	\$348.29
12/28/2023	753545	MCS FOOD SERVICE DEPT.	\$468.27
12/28/2023	753546	MEDINA CITY SCHOOLS	\$901.47
12/28/2023	753547	MEDINA COUNTY SANITARY	\$1,813.25
12/28/2023	753548	MEDINA SENIOR HIGH SCHOOL	\$10.00
12/28/2023	753549	NORTHEAST OHIO NETWORK FOR TEC.	\$4,308.00
12/28/2023	753550	STANDARD WELDING & STEEL PRODUCTS	\$462.19
12/28/2023	V753517	CINTAS CORPORATION (V-CARD)	\$1,056.34
12/28/2023 - Total			\$15,573.82
12/29/2023	V753518	AGPARTS WORLDWIDE INC	\$555.95
12/29/2023	V753520	AMAZON.COM	\$3,222.95
12/29/2023	V753521	NEW DAIRY HOLDCO LLC.	\$458.43
12/29/2023	V753522	BRICKER GRAYDON LLP	\$1,257.50
12/29/2023	V753523	CARDINAL BUS SALES & SERV INC	\$1,899.48
12/29/2023	V753524	CENTERRA CO-OP	\$6,966.00
12/29/2023	V753525	CUMMINS SALES AND SERVICE	\$366.44
12/29/2023	V753526	FANNING/HOWEY ASSOCIATES INC.	\$34,320.00
12/29/2023	V753527	HOMELAND SECURITY SYSTEMS	\$3,300.00
12/29/2023	V753528	INTEGRITY SPORT TEAM SALES, LLC	\$8,727.51
12/29/2023	V753529	LLA THERAPY LLC.	\$47,817.00
12/29/2023	V753530	LORI S KELLY	\$1,674.00
12/29/2023	V753531	MCMaster-CARR SUPPLY COMPANY	\$24.79
12/29/2023	V753532	MUSIC AND ARTS	\$161.00
12/29/2023	V753533	REINHARDT SUPPLY COMPANY	\$6,338.72
12/29/2023	V753534	SHELLEY A. MACK	\$393.75
12/29/2023	V753535	HAYDEN CHANDLER TALLEY	\$13.62
12/29/2023	V753568	MEMO MET LIFE INSURANCE	\$43,235.74
12/29/2023 - Total			\$160,732.88
12/31/2023	V753569	MEMO - P & A ADMINISTRATIVE	\$33,777.62
12/31/2023	V753570	MEMO - BUREAU WORK COMP	\$17,938.74

Medina City Schools

Check Register For

December 2023

1/17/24

2:53 PM

Check Date	Check Number	Vendor Name	Transaction Amount
12/31/2023 - Total			\$51,716.36
Overall - Total			\$7,504,155.61

Fiscal Year	Fund - Expdger	Function First Two Digits	Fiscal Year Budgeted Amount	% Expensed	Fiscal Year Expense Amount	Fiscal Year Encumbrance Amount	Balance
24	0010000	1100	\$455,085.85	0.03755487	\$17,090.69	\$0.00	\$437,995.16
24	0010000	1100	\$17,894,129.74	0.43051469	\$7,703,685.63	\$93,835.42	\$10,096,608.69
24	0010000	1100	\$10,903,122.20	0.47999409	\$5,233,434.25	\$115,359.77	\$5,554,328.18
24	0010000	1100	\$11,671,632.39	0.50959879	\$5,947,849.70	\$127,482.43	\$5,596,300.26
24	0010000	1100	\$50,358.76	0.29419827	\$14,815.46	\$25,191.74	\$10,351.56
24	0010000	1100	\$163,443.13	0.552044	\$90,227.80	\$76,871.03	(\$3,655.70)
24	0010000	1100	\$50,421.24	0.27423721	\$13,827.38	\$12,926.76	\$23,667.10
24	0010000	1200	\$591,399.59	0.51275746	\$303,244.55	\$4,337.46	\$283,817.58
24	0010000	1200	\$60,000.00	0.21365	\$12,819.00	\$28,553.53	\$18,627.47
24	0010000	1200	\$905,715.10	0.39647852	\$359,096.58	\$0.00	\$546,618.52
24	0010000	1200	\$496,861.63	0.54002848	\$268,319.43	\$0.00	\$228,542.20
24	0010000	1200	\$0.00		\$0.00	\$0.00	\$0.00
24	0010000	1200	\$2,535,842.06	0.5173397	\$1,311,891.76	\$0.00	\$1,223,950.30
24	0010000	1200	\$153,874.00	0	\$0.00	\$0.00	\$153,874.00
24	0010000	1200	\$814,419.47	0.28061226	\$228,536.09	\$0.00	\$585,883.38
24	0010000	1200	\$660,590.63	0.45570802	\$301,036.45	\$0.00	\$359,554.18
24	0010000	1200	\$1,000.00	0	\$0.00	\$0.00	\$1,000.00
24	0010000	1200	\$582,361.83	0.51289739	\$298,691.86	\$0.00	\$283,669.97
24	0010000	1200	\$82,496.91	0	\$0.00	\$0.00	\$82,496.91
24	0010000	1200	\$1,944,251.09	0.49577009	\$963,901.54	\$0.00	\$980,349.55
24	0010000	1200	\$18,750.00	0	\$0.00	\$0.00	\$18,750.00
24	0010000	1200	\$233,525.19	0.66732488	\$155,837.17	\$3,610.47	\$74,077.55
24	0010000	1200	\$464,255.30	0.44495735	\$206,573.81	\$0.00	\$257,681.49
24	0010000	1200	\$542,339.02	0.490984	\$266,279.78	\$94.32	\$275,964.92
24	0010000	1200	\$3,705,085.20	0.50420739	\$1,868,131.33	\$607,996.85	\$1,228,957.02
24	0010000	1300	\$252,795.23	0.67438939	\$170,482.42	\$0.00	\$82,312.81
24	0010000	1300	\$16,918.00	0	\$0.00	\$0.00	\$16,918.00
24	0010000	1900	\$46,602.05	0	\$0.00	\$0.00	\$46,602.05
24	0010000	1900	\$84,658.95	0	\$0.00	\$16,400.00	\$68,258.95
24	0010000	1900	\$3,021,849.14	0.10431323	\$315,218.83	\$86,792.20	\$2,619,838.11
24	0010000	2100	\$574,176.51	0.56482426	\$324,308.82	\$9,454.14	\$240,413.55
24	0010000	2100	\$1,655,419.07	0.47615381	\$788,234.09	\$0.00	\$867,184.98
24	0010000	2100	\$535,318.48	0.6176073	\$330,616.60	\$7,271.44	\$197,430.44
24	0010000	2100	\$397,273.31	0.45892184	\$182,317.40	\$120,280.11	\$94,675.80
24	0010000	2100	\$662,983.13	0.78065917	\$517,563.86	\$0.00	\$145,419.27
24	0010000	2100	\$7,500.00	0.3432	\$2,574.00	\$2,466.00	\$2,460.00
24	0010000	2100	\$1,021,735.36	0.58248759	\$595,148.17	\$100,000.00	\$326,587.19
24	0010000	2100	\$655,928.77	0.50353606	\$330,283.79	\$238,194.94	\$87,450.04
24	0010000	2100	\$311,033.00	0.65208502	\$202,819.96	\$117,859.58	(\$9,646.54)
24	0010000	2100	\$51,732.58	0.28807765	\$14,903.00	\$0.00	\$36,829.58
24	0010000	2100	\$27,609.51	0	\$0.00	\$0.00	\$27,609.51
24	0010000	2200	\$4,602.33	0	\$0.00	\$0.00	\$4,602.33
24	0010000	2200	\$624,797.52	0.48589069	\$303,583.30	\$18,078.37	\$303,135.85
24	0010000	2200	\$45,508.55	0.28988223	\$13,192.12	\$18,006.25	\$14,310.18
24	0010000	2200	\$5,573.81	-0.05263007	(\$293.35)	\$0.00	\$5,867.16
24	0010000	2200	\$691,542.27	0.51746364	\$357,847.98	\$15,978.40	\$317,715.89
24	0010000	2300	\$231,871.82	0.80787933	\$187,324.45	\$10,937.00	\$33,610.37
24	0010000	2400	\$447,220.13	0.43275655	\$193,537.44	\$7,171.11	\$246,511.58
24	0010000	2400	\$623,330.54	0.39306649	\$245,010.35	\$0.00	\$378,320.19
24	0010000	2400	\$39,921.16	1.10295342	\$44,031.18	\$0.00	(\$4,110.02)
24	0010000	2400	\$2,305.31	0	\$0.00	\$0.00	\$2,305.31
24	0010000	2400	\$823,506.16	0.46969712	\$386,798.47	\$107,342.07	\$329,365.62
24	0010000	2400	\$4,562,498.15	0.51990258	\$2,372,054.58	\$42,507.41	\$2,147,936.16
24	0010000	2400	\$500.00	0	\$0.00	\$500.00	\$0.00
24	0010000	2400	\$3,000.00	0.08266667	\$248.00	\$844.00	\$1,908.00
24	0010000	2400	\$41,250.00	0.2929697	\$12,085.00	\$360.00	\$28,805.00
24	0010000	2500	\$1,329,866.73	0.57051848	\$758,713.54	\$36,980.47	\$534,172.72
24	0010000	2500	\$56,671.50	0.10294945	\$5,834.30	\$36,604.20	\$14,233.00
24	0010000	2600	\$565,928.40	0.41206755	\$233,200.73	\$72,208.52	\$260,519.15
24	0010000	2600	\$224,169.28	0	\$0.00	\$0.00	\$224,169.28
24	0010000	2600	\$19,817.70	-0.05962902	(\$1,181.71)	\$21,649.01	(\$649.60)
24	0010000	2700	\$4,094,267.21	0.60006708	\$2,456,834.96	\$1,043,304.49	\$594,127.76
24	0010000	2700	\$3,008,160.56	0.50426748	\$1,516,917.53	\$0.00	\$1,491,243.03
24	0010000	2700	\$3,477.35	0.39101615	\$1,359.70	\$379.85	\$1,737.80
24	0010000	2800	\$14.33	0	\$0.00	\$0.00	\$14.33
24	0010000	2800	\$0.00		\$0.00	\$0.00	\$0.00
24	0010000	2800	\$23,423.52	0	\$0.00	\$0.00	\$23,423.52
24	0010000	2800	\$20,196.80	0	\$0.00	\$0.00	\$20,196.80
24	0010000	2800	\$6,148.79	0	\$0.00	\$0.00	\$6,148.79
24	0010000	2900	\$265,707.77	0.49029067	\$130,274.04	\$811.49	\$134,622.24
24	0010000	2900	\$400.00	0.125	\$50.00	\$100.00	\$250.00
24	0010000	2900	\$364,745.84	0.33460563	\$122,046.01	\$3,374.55	\$239,325.28
24	0010000	2900	\$12,768.04	0.58778168	\$7,504.82	\$1,973.14	\$3,290.08
24	0010000	3200	\$40,857.24	0.01085927	\$443.68	\$0.00	\$40,413.56
24	0010000	3200	\$10,000.00	0.844	\$8,440.00	\$5,120.00	(\$3,560.00)
24	0010000	3200	\$154.02	0	\$0.00	\$0.00	\$154.02
24	0010000	3200	\$10,000.00	0.14375	\$1,437.50	\$562.50	\$8,000.00
24	0010000	4100	\$3,737.29	0	\$0.00	\$0.00	\$3,737.29
24	0010000	4100	\$4,667.00	0.54366402	\$2,537.28	\$0.00	\$2,129.72
24	0010000	4100	\$5,741.48	0.64941966	\$3,728.63	\$0.00	\$2,012.85
24	0010000	4100	\$23,594.44	0	\$0.00	\$0.00	\$23,594.44
24	0010000	4100	\$87,032.27	0.42442614	\$36,938.77	\$510.95	\$49,582.55
24	0010000	4100	\$14,621.02	0.77575573	\$11,342.34	\$0.00	\$3,278.68
24	0010000	4100	\$4,968.96	0.51265858	\$2,547.38	\$0.00	\$2,421.58
24	0010000	4100	\$18,816.06	0.41693691	\$7,845.11	\$0.00	\$10,970.95

Fiscal Year	Fund - Expledger	Function First Two Digits	Fiscal Year Budgeted Amount	% Expensed	Fiscal Year Expense Amount	Fiscal Year Encumbrance Amount	Balance
24	0010000	4100	\$33,572.25	0.17101535	\$5,741.37	\$0.00	\$27,830.88
24	0010000	4500	\$61,493.50	0.14817664	\$9,111.90	\$0.00	\$52,381.60
24	0010000	4500	\$15,955.77	0	\$0.00	\$0.00	\$15,955.77
24	0010000	4500	\$26,748.56	0	\$0.00	\$0.00	\$26,748.56
24	0010000	4500	\$21,919.52	0.87395253	\$19,156.62	\$0.00	\$2,762.90
24	0010000	4500	\$113,908.11	1.00087114	\$114,007.34	\$0.00	(\$99.23)
24	0010000	4500	\$40,040.18	0	\$0.00	\$0.00	\$40,040.18
24	0010000	4500	\$45,281.97	0	\$0.00	\$0.00	\$45,281.97
24	0010000	4500	\$33,279.40	0.93684381	\$31,177.60	\$0.00	\$2,101.80
24	0010000	4500	\$17,383.13	0.53156768	\$9,240.31	\$0.00	\$8,142.82
24	0010000	4500	\$9,900.79	0	\$0.00	\$0.00	\$9,900.79
24	0010000	4500	\$101,920.52	0	\$0.00	\$0.00	\$101,920.52
24	0010000	4500	\$51,606.99	0	\$0.00	\$0.00	\$51,606.99
24	0010000	4500	\$4,006.57	0	\$0.00	\$0.00	\$4,006.57
24	0010000	4500	\$56,206.55	0	\$0.00	\$0.00	\$56,206.55
24	0010000	4500	\$45,250.27	0.90436212	\$40,922.63	\$0.00	\$4,327.64
24	0010000	4500	\$31,650.75	0	\$0.00	\$0.00	\$31,650.75
24	0010000	4500	\$42,217.62	0.88803727	\$37,490.82	\$0.00	\$4,726.80
24	0010000	4500	\$22,607.69	0	\$0.00	\$0.00	\$22,607.69
24	0010000	4500	\$10,794.83	0	\$0.00	\$0.00	\$10,794.83
24	0010000	4500	\$29,014.44	0.93178086	\$27,035.10	\$0.00	\$1,979.34
24	0010000	4500	\$19,259.35	1.08731811	\$20,941.04	\$0.00	(\$1,681.69)
24	0010000	4500	\$15,537.75	0	\$0.00	\$0.00	\$15,537.75
24	0010000	4500	\$26,478.82	0.71130322	\$18,834.47	\$0.00	\$7,644.35
24	0010000	4500	\$16,400.44	0	\$0.00	\$0.00	\$16,400.44
24	0010000	4500	\$401,592.00	0.4833177	\$194,096.52	\$19.49	\$207,475.99
24	0010000	4500	\$41,903.79	0.40115441	\$16,809.89	\$0.00	\$25,093.90
24	0010000	4500	\$21,184.63	0.78100302	\$16,545.26	\$0.00	\$4,639.37
24	0010000	4600	\$13,042.37	0.4931596	\$6,431.97	\$0.00	\$6,610.40
24	0010000	4600	\$5,189.94	0	\$0.00	\$0.00	\$5,189.94
24	0010000	4600	\$11,810.00	0	\$0.00	\$0.00	\$11,810.00
24	0010000	4600	\$33,436.92	0.02840483	\$949.77	\$0.00	\$32,487.15
24	0010000	4600	\$10,938.73	0.21918541	\$2,397.61	\$0.00	\$8,541.12
24	0010000	4600	\$3,394.07	0	\$0.00	\$0.00	\$3,394.07
24	0010000	4600	\$8,290.25	0.22304997	\$1,849.14	\$0.00	\$6,441.11
24	0010000	5600	\$258,804.00	0.9672648	\$250,332.00	\$0.00	\$8,472.00
24	0010000	7200	\$503,271.58	0.04043542	\$20,350.00	\$0.00	\$482,921.58
24	0010000	7400	\$300,000.00	0	\$0.00	\$0.00	\$300,000.00
24	0010000	7500	\$4,504.00	0	\$0.00	\$0.00	\$4,504.00
24	0029000	2500	\$70,000.00	0.351602	\$24,612.14	\$0.00	\$45,387.86
24	0029000	6100	\$4,171,786.50	0.92137223	\$3,843,768.25	\$657,386.50	(\$329,368.25)
24	0029012	2500	\$1,500.00	0	\$0.00	\$1,250.00	\$250.00
24	0029012	6100	\$1,727,137.50	0.79360079	\$1,370,657.68	\$356,509.82	(\$30.00)
24	0029014	6100	\$0.00		\$0.00	\$0.00	\$0.00
24	0030000	2700	\$0.00		\$0.00	\$0.00	\$0.00
24	0039000	2700	\$0.00		\$0.00	\$0.00	\$0.00
24	0039001	2700	\$946,758.45	0.85062178	\$805,333.36	\$135,968.35	\$5,456.74
24	0060000	3100	\$191,961.29	0.49852718	\$95,697.92	\$1,525.36	\$94,738.01
24	0060000	3100	\$1,406,100.92	0.49443186	\$695,221.09	\$29,132.40	\$681,747.43
24	0060000	7400	\$0.00		\$0.00	\$0.00	\$0.00
24	0069006	3100	\$1,659,388.29	0.32218136	\$534,623.98	\$461,286.94	\$663,477.37
24	0069022	3100	\$3,063.00	0	\$0.00	\$0.00	\$3,063.00
24	0069023	3100	\$3,135.00	0	\$0.00	\$0.00	\$3,135.00
24	0079004	3200	\$50,000.00	0	\$0.00	\$17,000.00	\$33,000.00
24	0079111	3200	\$500.00	0	\$0.00	\$0.00	\$500.00
24	0079333	3200	\$5,000.00	0	\$0.00	\$5,000.00	\$0.00
24	0089002	3200	\$500.00	0	\$0.00	\$500.00	\$0.00
24	0089003	3200	\$50,000.00	0	\$0.00	\$50,000.00	\$0.00
24	0089112	3200	\$1,000.00	0	\$0.00	\$1,000.00	\$0.00
24	0099000	1100	\$0.00		\$0.00	\$0.00	\$0.00
24	0099000	1100	\$0.00		\$0.00	\$0.00	\$0.00
24	0099110	1100	\$10,945.28	0.4135737	\$4,526.68	\$6,306.98	\$111.62
24	0099120	1100	\$14,625.84	0.18937852	\$2,769.82	\$7,042.77	\$4,813.25
24	0099130	1100	\$11,815.00	0.81415743	\$9,619.27	\$1,250.00	\$945.73
24	0099140	1100	\$14,764.92	0.40325447	\$5,954.02	\$4,783.82	\$4,027.08
24	0099160	1100	\$18,862.48	0.39329505	\$7,418.52	\$1,819.55	\$9,624.41
24	0099170	1100	\$20,638.00	0.39800707	\$8,214.07	\$3,431.06	\$8,992.87
24	0099180	1100	\$19,662.49	0.39650777	\$7,796.33	\$4,341.85	\$7,524.31
24	0099200	1100	\$22,712.00	0.71473582	\$16,233.08	\$785.40	\$5,693.52
24	0099210	1100	\$22,135.00	0.4063691	\$8,994.98	\$12,864.37	\$275.65
24	0099300	1100	\$98,245.05	0.48114414	\$47,270.03	\$47,326.03	\$3,648.99
24	0099300	2400	\$78,296.00	0	\$0.00	\$76,846.00	\$1,450.00
24	0099301	2400	\$10,500.00	0.00330952	\$34.75	\$10,465.25	\$0.00
24	0149016	1100	\$276,472.95	0.53011638	\$146,562.84	\$0.00	\$129,910.11
24	0149016	2100	\$0.00		\$0.00	\$0.00	\$0.00
24	0149016	2400	\$91,897.99	0.2365894	\$21,742.09	\$0.00	\$70,155.90
24	0149016	2400	\$0.00		\$0.00	\$0.00	\$0.00
24	0149016	7200	\$0.00		\$0.00	\$0.00	\$0.00
24	0149016	7400	\$0.00		\$0.00	\$0.00	\$0.00
24	0149116	1200	\$261,422.24	0.53068809	\$138,733.67	\$0.00	\$122,688.57
24	0149116	1200	\$223,837.30	0.53176075	\$119,027.89	\$0.00	\$104,809.41
24	0149116	1200	\$54,766.01	0.08570791	\$4,693.88	\$9,950.03	\$40,122.10
24	0149116	2100	\$17,526.10	0.69628839	\$12,203.22	\$0.00	\$5,322.88
24	0149116	2100	\$125,000.00	0.04599768	\$5,749.71	\$37,242.34	\$82,007.95
24	0149116	2100	\$325,000.00	0.41433948	\$134,660.33	\$131,164.66	\$59,175.01
24	0149116	2200	\$4,000.00	0.05	\$200.00	\$1,800.00	\$2,000.00

Fiscal Year	Fund - Expdger	Function First Two Digits	Fiscal Year Budgeted Amount	% Expensed	Fiscal Year Expense Amount	Fiscal Year Encumbrance Amount	Balance
24	0149116	2400	\$81,113.22	0.51196266	\$41,526.94	\$0.00	\$39,586.28
24	0149116	2400	\$163,958.13	0.51126065	\$83,825.34	\$2,399.74	\$77,733.05
24	0149116	2700	\$162.52	0.38155304	\$62.01	\$75.00	\$25.51
24	0149116	4100	\$6,000.00	0.05447333	\$326.84	\$1,673.16	\$4,000.00
24	0149116	7400	\$0.00		\$0.00	\$0.00	\$0.00
24	0160000	1100	\$4,002,703.31	0.43500082	\$1,741,179.22	\$0.00	\$2,261,524.09
24	0160000	1100	\$173,790.89	0.55872911	\$97,102.03	\$0.00	\$76,688.86
24	0160000	1100	\$494,479.18	0.58786552	\$290,687.26	\$0.00	\$203,791.92
24	0160000	1200	\$282,763.00	0	\$0.00	\$0.00	\$282,763.00
24	0160000	1200	\$299,212.57	0.75042529	\$224,536.68	\$0.00	\$74,675.89
24	0160000	1200	\$16,702.98	3.82149233	\$63,830.31	\$0.00	(\$47,127.33)
24	0160000	1200	\$187,627.91	0.45077686	\$84,578.32	\$0.00	\$103,049.59
24	0160000	1200	\$3,544.05	3.58202339	\$12,694.87	\$0.00	(\$9,150.82)
24	0160000	1200	\$6.00	0	\$0.00	\$0.00	\$6.00
24	0160000	1900	\$0.00		\$237.67	\$0.00	(\$237.67)
24	0160000	2100	\$9,888.15	2.25785814	\$22,326.04	\$0.00	(\$12,437.89)
24	0160000	2100	\$0.00		\$18,911.32	\$0.00	(\$18,911.32)
24	0160000	2400	\$0.00		\$3,222.88	\$0.00	(\$3,222.88)
24	0160000	2400	\$13,461.05	0.25937278	\$3,491.43	\$0.00	\$9,969.62
24	0160000	2400	\$60,500.00	0.42999339	\$26,014.60	\$20,968.83	\$13,516.57
24	0160000	2400	\$20,127.49	0	\$0.00	\$0.00	\$20,127.49
24	0160000	2400	\$923.44	0	\$0.00	\$0.00	\$923.44
24	0160000	2500	\$99,100.00	0.42635984	\$42,252.26	\$0.00	\$56,847.74
24	0160000	2700	\$6,500.00	0.40965846	\$2,662.78	\$833.40	\$3,003.82
24	0160000	2800	\$486,578.11	0.38755034	\$188,573.51	\$0.00	\$298,004.60
24	0160000	2800	\$1,200,331.65	0.40026632	\$480,452.33	\$29,130.67	\$690,748.65
24	0160000	2800	\$1,427,901.81	0.66736219	\$952,927.68	\$0.00	\$474,974.13
24	0160000	2800	\$1,206,929.89	0.48775767	\$588,689.31	\$313,351.79	\$304,888.79
24	0160000	2800	\$223,633.85	0.58038665	\$129,794.10	\$0.00	\$93,839.75
24	0160000	4100	\$7,781.74	0	\$0.00	\$0.00	\$7,781.74
24	0160410	2100	\$128,940.63	0.53568204	\$69,071.18	\$0.00	\$59,869.45
24	0161000	1100	\$335,119.53	0.43830668	\$146,885.13	\$0.00	\$188,234.40
24	0161000	1100	\$3,935.00	0	\$0.00	\$0.00	\$3,935.00
24	0161000	1200	\$305,330.90	0.54461582	\$166,288.04	\$0.00	\$139,042.86
24	0161000	2100	\$16.00	0	\$0.00	\$0.00	\$16.00
24	0180000	2600	\$0.00		\$0.00	\$0.00	\$0.00
24	0189000	2400	\$0.00		\$0.00	\$0.00	\$0.00
24	0189110	1100	\$500.00	2.40868	\$1,204.34	\$0.00	(\$704.34)
24	0189110	2400	\$15,526.70	0.28504125	\$4,425.75	\$11,822.54	(\$721.59)
24	0189110	7200	\$0.00		\$0.00	\$0.00	\$0.00
24	0189111	1200	\$0.00		\$0.00	\$0.00	\$0.00
24	0189111	7200	\$0.00		\$0.00	\$0.00	\$0.00
24	0189113	2200	\$3,500.00	0.10999429	\$384.98	\$3,315.24	(\$200.22)
24	0189120	2400	\$98,969.00	0.4495055	\$44,487.11	\$5,013.56	\$49,468.33
24	0189120	7200	\$0.00		\$0.00	\$0.00	\$0.00
24	0189123	2200	\$5,000.00	0.783454	\$3,917.27	\$0.00	\$1,082.73
24	0189130	1100	\$6,300.00	0.11561429	\$728.37	\$2,250.00	\$3,321.63
24	0189130	2400	\$23,500.00	0.30310383	\$7,122.94	\$5,488.20	\$10,888.86
24	0189130	7200	\$0.00		\$0.00	\$0.00	\$0.00
24	0189133	2200	\$150.00	0	\$0.00	\$100.00	\$50.00
24	0189135	4500	\$0.00		\$0.00	\$0.00	\$0.00
24	0189140	1100	\$9,333.40	0.21295884	\$1,987.63	\$1,013.37	\$6,332.40
24	0189140	2400	\$13,727.20	0.10538566	\$1,446.65	\$2,223.15	\$10,057.40
24	0189143	2200	\$6,000.00	0	\$0.00	\$0.00	\$6,000.00
24	0189160	1100	\$600.00	0	\$0.00	\$0.00	\$600.00
24	0189160	2400	\$25,300.00	0.32452095	\$8,210.38	\$2,417.76	\$14,671.86
24	0189160	7200	\$0.00		\$0.00	\$0.00	\$0.00
24	0189161	2200	\$2,500.00	0.66	\$1,650.00	\$0.00	\$850.00
24	0189163	2200	\$8,000.00	0.00625	\$50.00	\$0.00	\$7,950.00
24	0189170	1100	\$22,923.23	0.01429292	\$327.64	\$4,672.36	\$17,923.23
24	0189170	2400	\$28,170.27	0.51050877	\$14,381.17	\$3,007.40	\$10,781.70
24	0189170	7200	\$0.00		\$0.00	\$0.00	\$0.00
24	0189171	2400	\$500.00	0.45654	\$228.27	\$71.73	\$200.00
24	0189171	7200	\$0.00		\$0.00	\$0.00	\$0.00
24	0189173	2200	\$0.00		\$0.00	\$0.00	\$0.00
24	0189180	1100	\$5,000.00	0	\$0.00	\$0.00	\$5,000.00
24	0189180	2400	\$78,507.71	0.17860144	\$14,021.59	\$17,671.91	\$46,814.21
24	0189180	7200	\$0.00		\$0.00	\$0.00	\$0.00
24	0189181	1200	\$0.00		\$0.00	\$0.00	\$0.00
24	0189183	2200	\$15,103.00	0	\$0.00	\$0.00	\$15,103.00
24	0189200	2400	\$51,337.06	0.20434341	\$10,490.39	\$7,317.08	\$33,529.59
24	0189200	7200	\$0.00		\$0.00	\$0.00	\$0.00
24	0189203	2200	\$3,600.00	0.97775556	\$3,519.92	\$0.00	\$80.08
24	0189210	1100	\$0.00		\$0.00	\$0.00	\$0.00
24	0189210	2400	\$33,881.19	0.17032932	\$5,770.96	\$8,681.04	\$19,429.19
24	0189210	7200	\$0.00		\$0.00	\$0.00	\$0.00
24	0189211	2200	\$8,500.00	0.38594588	\$3,280.54	\$0.00	\$5,219.46
24	0189300	2400	\$41,349.06	0.32819851	\$13,570.70	\$23,831.73	\$3,946.63
24	0189300	7200	\$0.00		\$0.00	\$0.00	\$0.00
24	0189301	2200	\$0.00		\$0.00	\$0.00	\$0.00
24	0189302	1100	\$29,000.00	0	\$0.00	\$29,000.00	\$0.00
24	0189303	0000	\$0.00		\$431.02	\$0.00	(\$431.02)
24	0189303	3200	\$98,932.67	0.05614606	\$5,554.68	\$81,932.82	\$11,445.17
24	0189303	3200	\$40,000.00	0.117875	\$4,715.00	\$14,285.00	\$21,000.00
24	0189303	3200	\$5,000.00	0	\$0.00	\$0.00	\$5,000.00
24	0189304	4300	\$25,750.00	0.29298058	\$7,544.25	\$17,962.69	\$243.06

Fiscal Year	Fund - Expledger	Function First Two Digits	Fiscal Year Budgeted Amount	% Expensed	Fiscal Year Expense Amount	Fiscal Year Encumbrance Amount	Balance
24	0189305	1100	\$0.00		\$0.00	\$0.00	\$0.00
24	0189306	2400	\$12,695.26	0.07522178	\$954.96	\$6,545.04	\$5,195.26
24	0189307	1100	\$4,000.00	0.314585	\$1,258.34	\$2,740.15	\$1.51
24	0189308	2100	\$3,300.00	0.24110606	\$795.65	\$2,496.45	\$7.90
24	0189403	1200	\$500.00	0	\$0.00	\$0.00	\$500.00
24	0189900	2200	\$0.00		\$0.00	\$0.00	\$0.00
24	0189901	1100	\$0.00		\$0.00	\$0.00	\$0.00
24	0189901	1200	\$23.03	0	\$0.00	\$0.00	\$23.03
24	0189901	1900	\$0.00		\$0.00	\$0.00	\$0.00
24	0189901	2200	\$0.00		\$0.00	\$0.00	\$0.00
24	0189901	2200	\$0.00		\$0.00	\$0.00	\$0.00
24	0189901	7200	\$0.00		\$0.00	\$0.00	\$0.00
24	0189902	2200	\$0.00		\$0.00	\$0.00	\$0.00
24	0189902	2300	\$0.00		\$0.00	\$0.00	\$0.00
24	0189902	2400	\$0.00		\$0.00	\$0.00	\$0.00
24	0189903	2300	\$0.00		\$0.00	\$0.00	\$0.00
24	0189904	2400	\$0.00		\$0.00	\$0.00	\$0.00
24	0189905	2100	\$0.00		\$0.00	\$0.00	\$0.00
24	0189905	2100	\$0.00		\$0.00	\$0.00	\$0.00
24	0189906	2900	\$2,000.00	0.2625	\$525.00	\$0.00	\$1,475.00
24	0189906	7200	\$0.00		\$0.00	\$0.00	\$0.00
24	0189907	1900	\$7,739.00	0	\$0.00	\$0.00	\$7,739.00
24	0189908	2100	\$0.00		\$0.00	\$0.00	\$0.00
24	0189910	2700	\$0.00		\$0.00	\$0.00	\$0.00
24	0189914	2900	\$1,000.00	0	\$0.00	\$0.00	\$1,000.00
24	0189915	2900	\$6,100.00	0	\$0.00	\$1,100.00	\$5,000.00
24	0189916	2900	\$8,300.00	0.35552771	\$2,950.88	\$210.46	\$5,138.66
24	0189917	2900	\$14,000.00	0	\$0.00	\$0.00	\$14,000.00
24	0189918	2900	\$10,111.00	0.02472555	\$250.00	\$200.00	\$9,661.00
24	0189919	2900	\$789.00	0	\$0.00	\$0.00	\$789.00
24	0189920	2800	\$0.00		\$0.00	\$0.00	\$0.00
24	0189922	2100	\$0.00		\$0.00	\$0.00	\$0.00
24	0189930	2200	\$0.00		\$0.00	\$0.00	\$0.00
24	0199000	2100	\$0.00		\$0.00	\$0.00	\$0.00
24	0199009	2100	\$62.00	0	\$0.00	\$0.00	\$62.00
24	0199017	2100	\$12,595.00	0	\$0.00	\$0.00	\$12,595.00
24	0199121	2100	\$6,500.00	0.46538462	\$3,025.00	\$1,500.00	\$1,975.00
24	0199180	4100	\$0.00		\$0.00	\$0.00	\$0.00
24	0199181	1100	\$0.00		\$0.00	\$0.00	\$0.00
24	0199213	4100	\$0.00		\$0.00	\$0.00	\$0.00
24	0199301	4300	\$0.00		\$0.00	\$0.00	\$0.00
24	0199513	1100	\$0.00		\$0.00	\$0.00	\$0.00
24	0199715	1100	\$0.00		\$0.00	\$0.00	\$0.00
24	0199920	2200	\$0.00		\$0.00	\$0.00	\$0.00
24	0209001	2800	\$12,314.37	0.0862269	\$1,061.83	\$3,938.17	\$7,314.37
24	0209001	7200	\$0.00		\$0.00	\$0.00	\$0.00
24	0229000	7900	\$10,000.00	0	\$0.00	\$5,000.00	\$5,000.00
24	0229300	4500	\$31,193.72	0.24980926	\$7,792.48	\$582.08	\$22,819.16
24	0229300	7200	\$766.28	1	\$766.28	\$0.00	\$0.00
24	0249001	2900	\$11,828,767.22	0.53220191	\$6,295,292.52	\$2,432,756.82	\$3,100,717.88
24	0249002	0000	\$626.00	0	\$0.00	\$0.00	\$626.00
24	0249002	2900	\$748,484.27	0.48539955	\$363,313.93	\$33,842.87	\$351,327.47
24	0249094	2900	\$215,261.28	0.45460489	\$97,858.83	\$161,474.16	(\$44,071.71)
24	0270000	2900	\$233,394.90	0.37322152	\$87,108.00	\$187,271.66	(\$40,984.76)
24	0719013	2700	\$3,146,492.69	0.3480485	\$1,095,132.06	\$633,477.40	\$1,417,883.23
24	0719013	2800	\$120,000.00	0.25030975	\$30,037.17	\$35,000.00	\$54,962.83
24	0719013	5100	\$0.00		\$0.00	\$0.00	\$0.00
24	0719013	7200	\$1,728,637.50	0.79291215	\$1,370,657.68	\$0.00	\$357,979.82
24	2009110	4600	\$571.66	0.02762131	\$15.79	\$625.57	(\$69.70)
24	2009121	4600	\$234.00	0	\$0.00	\$0.00	\$234.00
24	2009185	4600	\$1,450.00	0	\$0.00	\$0.00	\$1,450.00
24	2009201	4300	\$375.00	0	\$0.00	\$0.00	\$375.00
24	2009202	4600	\$5,780.79	0.15520889	\$897.23	\$235.56	\$4,648.00
24	2009205	4600	\$250.00	0	\$0.00	\$0.00	\$250.00
24	2009209	4100	\$7,098.00	0.15483235	\$1,099.00	\$4,651.00	\$1,348.00
24	2009251	4300	\$506.09	0	\$0.00	\$375.00	\$131.09
24	2009253	4300	\$3,164.17	0	\$0.00	\$2,000.00	\$1,164.17
24	2009254	4100	\$4,000.00	0.09625	\$385.00	\$3,615.00	\$0.00
24	2009256	4100	\$3,903.07	0	\$0.00	\$2,000.00	\$1,903.07
24	2009258	4600	\$1,621.26	0.00616187	\$9.99	\$490.01	\$1,121.26
24	2009301	4600	\$0.00		\$0.00	\$0.00	\$0.00
24	2009302	4100	\$1,745.54	0.22759719	\$397.28	\$917.72	\$430.54
24	2009303	4100	\$208.34	0	\$0.00	\$208.00	\$0.34
24	2009304	7200	\$0.00		\$0.00	\$0.00	\$0.00
24	2009305	4100	\$0.00		\$0.00	\$0.00	\$0.00
24	2009307	4100	\$51,149.81	0.30689049	\$15,697.39	\$34,962.42	\$490.00
24	2009309	4600	\$1,400.00	0	\$0.00	\$1,400.00	\$0.00
24	2009312	4100	\$20,000.00	0.264741	\$5,294.82	\$14,705.18	\$0.00
24	2009314	4600	\$450.00	0	\$0.00	\$450.00	\$0.00
24	2009315	4600	\$350.00	0	\$0.00	\$350.00	\$0.00
24	2009318	4100	\$7,860.00	0	\$0.00	\$7,860.00	\$0.00
24	2009321	4600	\$23,737.80	0.05223736	\$1,240.00	\$19,760.00	\$2,737.80
24	2009323	4600	\$1,989.00	0.30832076	\$613.25	\$1,675.75	(\$300.00)
24	2009324	4600	\$20,000.00	0.004798	\$95.96	\$19,904.04	\$0.00
24	2009325	4100	\$22,600.00	0.42816504	\$9,676.53	\$12,900.00	\$23.47
24	2009326	4100	\$4,333.67	0.17477796	\$757.43	\$3,401.57	\$174.67

Fiscal Year	Fund - Expledger	Function First Two Digits	Fiscal Year Budgeted Amount	% Expensed	Fiscal Year Expense Amount	Fiscal Year Encumbrance Amount	Balance
24	2009327	4100	\$5,328.67	0.03579317	\$190.73	\$2,809.27	\$2,328.67
24	2009330	4100	\$3,530.81	0.17078234	\$603.00	\$2,262.00	\$665.81
24	2009330	7200	\$0.00		\$0.00	\$0.00	\$0.00
24	2009331	4600	\$0.00		\$0.00	\$0.00	\$0.00
24	2009332	4100	\$7,500.00	0.13900533	\$1,042.54	\$6,457.46	\$0.00
24	2009333	4600	\$70,000.00	0.41413743	\$28,989.62	\$40,478.38	\$532.00
24	2009335	4100	\$6,000.00	0.009985	\$59.91	\$5,280.34	\$659.75
24	2009336	4100	\$1,500.00	0.23762667	\$356.44	\$1,143.56	\$0.00
24	2009337	4100	\$500.00	0	\$0.00	\$500.00	\$0.00
24	2009339	4100	\$28,500.00	0.55800105	\$15,903.03	\$12,588.01	\$8.96
24	2009340	4100	\$1,700.00	0.31760588	\$539.93	\$1,160.07	\$0.00
24	2009346	4100	\$130.00	0	\$0.00	\$100.06	\$29.94
24	2009350	4300	\$2,300.00	0.44676087	\$1,027.55	\$500.00	\$772.45
24	2009352	4100	\$7,600.00	0.01040395	\$79.07	\$7,520.77	\$0.16
24	2009353	4600	\$1,200.00	0	\$0.00	\$1,200.00	\$0.00
24	2009355	4600	\$1,220.00	0.05866393	\$71.57	\$1,148.43	\$0.00
24	2009380	4600	\$5,000.00	0.052394	\$261.97	\$4,738.03	\$0.00
24	2009420	4600	\$0.00		\$0.00	\$0.00	\$0.00
24	2009421	4600	\$3.00	0.16666667	\$0.50	\$2.50	\$0.00
24	2009422	4600	\$134.00	0.16619403	\$22.27	\$111.73	\$0.00
24	2009423	4600	\$2,270.00	0.16617621	\$377.22	\$1,892.78	\$0.00
24	2009424	4600	\$4,915.00	0.26520651	\$1,303.49	\$3,411.51	\$200.00
24	2009425	4600	\$60,000.00	0.0195365	\$1,172.19	\$58,827.00	\$0.81
24	2009426	4600	\$1,900.00	0.05346842	\$101.59	\$1,798.41	\$0.00
24	2009427	4600	\$1,600.00	0	\$0.00	\$1,500.00	\$100.00
24	3000000	7200	\$0.00		\$0.00	\$0.00	\$0.00
24	3003000	4500	\$70,000.00	0.85714286	\$60,000.00	\$0.00	\$10,000.00
24	3003000	4500	\$30,000.00	0.61475033	\$18,442.51	\$11,307.49	\$250.00
24	3003000	4500	\$368,438.85	0.66404192	\$244,658.84	\$74,603.70	\$49,176.31
24	3003001	7200	\$212,126.80	1	\$212,126.80	\$0.00	\$0.00
24	3003003	7200	\$26,852.28	1	\$26,852.28	\$0.00	\$0.00
24	3003004	7200	\$14,076.98	1	\$14,076.98	\$0.00	\$0.00
24	3003007	7200	\$18,265.00	1	\$18,265.00	\$0.00	\$0.00
24	3003008	7200	\$119,549.46	1	\$119,549.46	\$0.00	\$0.00
24	3003010	7200	\$717.00	1	\$717.00	\$0.00	\$0.00
24	3003012	7200	\$9,865.29	1	\$9,865.29	\$0.00	\$0.00
24	3003013	7200	\$12,215.92	1	\$12,215.92	\$0.00	\$0.00
24	3003015	7200	\$4,450.00	1	\$4,450.00	\$0.00	\$0.00
24	3003016	7200	\$7,316.00	1	\$7,316.00	\$0.00	\$0.00
24	3003017	7200	\$12,433.94	1	\$12,433.94	\$0.00	\$0.00
24	3003018	7200	\$31,069.37	1	\$31,069.37	\$0.00	\$0.00
24	3003019	7200	\$9,435.86	1	\$9,435.86	\$0.00	\$0.00
24	3003020	7200	\$3,290.88	1	\$3,290.88	\$0.00	\$0.00
24	3003021	7200	\$4,319.96	1	\$4,319.96	\$0.00	\$0.00
24	3003022	7200	\$0.00		\$0.00	\$0.00	\$0.00
24	3009110	4100	\$10,000.00	-0.00161	(\$16.10)	\$1,000.00	\$9,016.10
24	3009120	4100	\$7,009.00	0.53359966	\$3,740.00	\$1,000.00	\$2,269.00
24	3009130	4100	\$12,375.00	0.29333333	\$3,630.00	\$600.00	\$8,145.00
24	3009140	4100	\$10,139.00	0.39020811	\$3,956.32	\$970.50	\$5,212.18
24	3009160	4100	\$10,000.00	0.075723	\$757.23	\$0.00	\$9,242.77
24	3009170	4100	\$20,000.00	0.16825	\$3,365.00	\$0.00	\$16,635.00
24	3009180	4100	\$11,206.52	0.43117578	\$4,831.98	\$3,639.63	\$2,734.91
24	3009201	4100	\$19,000.00	0.10502	\$1,995.38	\$12,010.98	\$4,993.64
24	3009202	4100	\$0.00		\$0.00	\$0.00	\$0.00
24	3009204	4100	\$0.00		\$0.00	\$0.00	\$0.00
24	3009208	0000	\$1,757.00	0	\$0.00	\$1,757.00	\$0.00
24	3009208	4100	\$103,596.00	0.99842832	\$103,433.18	\$162.82	\$0.00
24	3009250	4100	\$21,500.00	0.12588093	\$2,706.44	\$2,917.01	\$15,876.55
24	3009251	4100	\$0.00		\$0.00	\$0.00	\$0.00
24	3009253	4300	\$1,026.07	0.37425322	\$384.01	\$215.99	\$426.07
24	3009253	7200	\$0.00		\$0.00	\$0.00	\$0.00
24	3009254	4300	\$2,814.16	0.06556841	\$184.52	\$865.48	\$1,764.16
24	3009258	0000	\$1,000.00	2.76876	\$2,768.76	\$4,708.24	(\$6,477.00)
24	3009258	4100	\$142,960.00	0.76159765	\$108,878.00	\$23,640.00	\$10,442.00
24	3009301	4500	\$0.00		\$0.00	\$0.00	\$0.00
24	3009301	7200	\$0.00		\$0.00	\$0.00	\$0.00
24	3009302	4500	\$1,120.00	0.41071429	\$460.00	\$0.00	\$660.00
24	3009303	4600	\$2,000.00	0.052915	\$105.83	\$1,894.17	\$0.00
24	3009304	4600	\$7,500.00	0.762108	\$5,715.81	\$1,450.20	\$333.99
24	3009313	4100	\$28,000.00	0.13017857	\$3,645.00	\$22,023.42	\$2,331.58
24	3009325	4100	\$0.00		\$0.00	\$0.00	\$0.00
24	3009334	4300	\$2,000.00	0.10585	\$211.70	\$1,788.30	\$0.00
24	3009390	4600	\$9,000.00	0	\$0.00	\$9,000.00	\$0.00
24	3009403	1200	\$8,000.00	0.28875	\$2,310.00	\$0.00	\$5,690.00
24	3009410	4500	\$5,360.20	0.41169919	\$2,206.79	\$1,793.21	\$1,360.20
24	4019012	3200	\$0.00		\$0.00	\$0.00	\$0.00
24	4019012	7200	\$0.00		\$0.00	\$0.00	\$0.00
24	4019013	3200	\$21,561.33	1.19631906	\$25,794.23	\$0.00	(\$4,232.90)
24	4019013	7200	\$0.00		\$0.00	\$0.00	\$0.00
24	4019013	7500	\$0.00		\$54,452.63	\$0.00	(\$54,452.63)
24	4019014	3200	\$316,734.44	0.28688756	\$90,867.17	\$50,598.05	\$175,269.22
24	4019022	3200	\$0.00		\$0.00	\$0.00	\$0.00
24	4019022	7200	\$0.00		\$0.00	\$0.00	\$0.00
24	4019023	3200	\$1,772.20	0.49579619	\$878.65	\$0.00	\$893.55
24	4019023	7200	\$0.00		\$0.00	\$0.00	\$0.00
24	4019023	7500	\$0.00		\$16,520.14	\$0.00	(\$16,520.14)

Fiscal Year	Fund - Expdger	Function First Two Digits	Fiscal Year Budgeted Amount	% Expensed	Fiscal Year Expense Amount	Fiscal Year Encumbrance Amount	Balance
24	4019024	3200	\$9,547.20	0.33349883	\$3,183.98	\$2,420.00	\$3,943.22
24	4019032	3200	\$0.00		\$0.00	\$0.00	\$0.00
24	4019032	7200	\$0.00		\$0.00	\$0.00	\$0.00
24	4019033	3200	\$11,648.92	0.97692147	\$11,380.08	\$0.00	\$268.84
24	4019033	7200	\$0.00		\$0.00	\$0.00	\$0.00
24	4019033	7500	\$0.00		\$26,741.24	\$0.00	(\$26,741.24)
24	4019034	3200	\$442,035.36	0.63431658	\$280,390.36	\$45,820.23	\$115,824.77
24	4519012	2900	\$0.00		\$0.00	\$0.00	\$0.00
24	4519014	2900	\$0.00		\$0.00	\$0.00	\$0.00
24	4679020	2100	\$0.00		\$0.00	\$0.00	\$0.00
24	4679021	2100	\$0.00		\$0.00	\$0.00	\$0.00
24	4679021	2100	\$0.00		\$0.00	\$0.00	\$0.00
24	4679021	2200	\$0.00		\$0.00	\$0.00	\$0.00
24	4999014	2100	\$31,473.68	0.43925559	\$13,824.99	\$0.00	\$17,648.69
24	4999019	2400	\$10,086.41	0	\$0.00	\$0.00	\$10,086.41
24	5079021	1100	\$0.00		\$0.00	\$0.00	\$0.00
24	5079021	2200	\$0.00		\$0.00	\$0.00	\$0.00
24	5079021	3200	\$0.00		\$0.00	\$0.00	\$0.00
24	5079022	1100	\$33,751.12	0.96871511	\$32,695.22	\$0.00	\$1,055.90
24	5079022	1900	\$0.00		\$0.00	\$0.00	\$0.00
24	5079022	2100	(\$134.34)	1	(\$134.34)	\$0.00	\$0.00
24	5079022	2700	\$360,463.31	1	\$360,463.31	\$0.00	\$0.00
24	5079022	7400	\$1,015,100.00	0	\$0.00	\$0.00	\$1,015,100.00
24	5079023	1100	\$395,000.00	0.35951899	\$142,010.00	\$0.00	\$252,990.00
24	5079023	2700	\$246,560.38	0	\$0.00	\$0.00	\$246,560.38
24	5079024	1100	\$284,600.98	0.00309451	\$880.70	\$5,187.65	\$278,532.63
24	5079024	1900	\$0.00		\$2,370.28	\$0.00	(\$2,370.28)
24	5079024	2700	\$1,000,000.00	0.0885614	\$88,561.40	\$624,725.20	\$286,713.40
24	5079121	1100	\$0.00		\$0.00	\$0.00	\$0.00
24	5079121	1100	\$244,955.00	0.99632586	\$244,055.00	\$0.00	\$900.00
24	5079121	1900	(\$1,095.38)	0	\$0.00	\$0.00	(\$1,095.38)
24	5079121	1900	\$0.00		(\$237.67)	\$0.00	\$237.67
24	5079121	2200	(\$2,165.01)	0.9804666	(\$2,122.72)	\$0.00	(\$42.29)
24	5079121	2700	\$16,256.25	1	\$16,256.25	\$0.00	\$0.00
24	5079222	2100	\$0.00		\$0.00	\$0.00	\$0.00
24	5079222	2800	\$0.00		\$0.00	\$0.00	\$0.00
24	5169022	1200	\$0.00		\$0.00	\$0.00	\$0.00
24	5169022	1200	\$0.00		\$0.00	\$0.00	\$0.00
24	5169022	1200	\$0.00		\$0.00	\$0.00	\$0.00
24	5169022	1200	\$0.00		\$0.00	\$0.00	\$0.00
24	5169022	2100	\$0.00		\$0.00	\$0.00	\$0.00
24	5169022	2100	\$0.00		\$0.00	\$0.00	\$0.00
24	5169022	2200	\$0.00		\$0.00	\$0.00	\$0.00
24	5169022	2400	\$0.00		\$0.00	\$0.00	\$0.00
24	5169022	2400	\$0.00		\$0.00	\$0.00	\$0.00
24	5169022	3200	\$0.00		\$0.00	\$0.00	\$0.00
24	5169023	1200	(\$56,806.76)	-0.4615125	\$26,217.03	\$0.00	(\$83,023.79)
24	5169023	1200	\$121,130.46	0.14429071	\$17,478.00	\$0.00	\$103,652.46
24	5169023	1200	\$12,515.89	0.47264637	\$5,915.59	\$0.00	\$6,600.30
24	5169023	1200	\$44,741.55	0	\$0.00	\$0.00	\$44,741.55
24	5169023	1900	\$0.00		\$0.00	\$0.00	\$0.00
24	5169023	2100	\$105,903.40	0	\$0.00	\$0.00	\$105,903.40
24	5169023	2100	(\$7,568.10)	-0.83605925	\$6,327.38	\$0.00	(\$13,895.48)
24	5169023	2100	(\$7,166.07)	-0.53240619	\$3,815.26	\$0.00	(\$10,981.33)
24	5169023	2100	\$0.00		\$0.00	\$0.00	\$0.00
24	5169023	2100	\$18,526.16	0	\$0.00	\$0.00	\$18,526.16
24	5169023	2100	\$0.00		\$0.00	\$0.00	\$0.00
24	5169023	2200	\$25,745.79	-0.01551516	(\$399.45)	\$0.00	\$26,145.24
24	5169023	2400	\$2,023.00	0.84672269	\$1,712.92	\$0.00	\$310.08
24	5169023	2400	\$1,592.72	-0.26020895	(\$414.44)	\$0.00	\$2,007.16
24	5169023	3200	\$0.00		\$0.00	\$0.00	\$0.00
24	5169024	1200	\$473,298.11	0.45730409	\$216,441.16	\$0.00	\$256,856.95
24	5169024	1200	\$536,772.19	0.29107436	\$156,240.62	\$0.00	\$380,531.57
24	5169024	1200	\$127,199.92	0.4301373	\$54,713.43	\$0.00	\$72,486.49
24	5169024	1200	\$18,000.00	0	\$0.00	\$0.00	\$18,000.00
24	5169024	2100	\$109,191.92	0	\$0.00	\$0.00	\$109,191.92
24	5169024	2100	\$264,219.22	0.40842911	\$107,914.82	\$0.00	\$156,304.40
24	5169024	2100	\$56,919.42	1.07651378	\$61,274.54	\$0.00	(\$4,355.12)
24	5169024	2100	\$18,480.00	0	\$0.00	\$0.00	\$18,480.00
24	5169024	2200	\$74,000.00	0.02885135	\$2,135.00	\$22,575.00	\$49,290.00
24	5169024	2400	\$0.00		\$31,103.81	\$0.00	(\$31,103.81)
24	5169024	2400	\$62,120.99	0	\$0.00	\$0.00	\$62,120.99
24	5169024	3200	\$58,263.35	0.34512485	\$20,108.13	\$31.40	\$38,123.82
24	5169122	1200	\$0.00		\$0.00	\$0.00	\$0.00
24	5169122	1200	\$0.00		\$0.00	\$0.00	\$0.00
24	5169122	2100	\$0.00		\$0.00	\$0.00	\$0.00
24	5169122	2100	\$0.00		\$0.00	\$0.00	\$0.00
24	5169122	2200	\$0.00		\$0.00	\$0.00	\$0.00
24	5169122	2400	\$0.00		\$0.00	\$0.00	\$0.00
24	5169122	3200	\$0.00		\$0.00	\$0.00	\$0.00
24	5169123	1200	\$1,279.82	0	\$0.00	\$0.00	\$1,279.82
24	5169123	2100	\$13,811.88	0	\$0.00	\$0.00	\$13,811.88
24	5169123	2100	\$1,060.30	0	\$0.00	\$0.00	\$1,060.30
24	5169123	2400	\$0.00		\$0.00	\$0.00	\$0.00
24	5169123	3200	\$395.51	0	\$0.00	\$0.00	\$395.51
24	5519122	1200	\$0.00		\$0.00	\$0.00	\$0.00

Fiscal Year	Fund - Expledger	Function First Two Digits	Fiscal Year Budgeted Amount	% Expensed	Fiscal Year Expense Amount	Fiscal Year Encumbrance Amount	Balance
24	5519123	1200	\$4,843.90	0	\$0.00	\$0.00	\$4,843.90
24	5729022	1200	\$0.00		\$0.00	\$0.00	\$0.00
24	5729022	2200	\$0.00		\$0.00	\$0.00	\$0.00
24	5729022	3200	\$0.00		\$0.00	\$0.00	\$0.00
24	5729022	3200	\$0.00		\$0.00	\$0.00	\$0.00
24	5729023	1200	\$38,396.41	0.8789965	\$33,750.31	\$0.00	\$4,646.10
24	5729023	3200	\$341.69	0.54605051	\$186.58	\$0.00	\$155.11
24	5729024	1200	\$549,178.41	0.40383787	\$221,779.04	\$0.00	\$327,399.37
24	5729024	3200	\$5,500.00	0.35383273	\$1,946.08	\$3,553.92	\$0.00
24	5729122	1100	\$0.00		\$0.00	\$0.00	\$0.00
24	5729123	1100	\$133,587.49	0.1541425	\$20,591.51	\$0.00	\$112,995.98
24	5729124	1100	\$165,909.87	0.06653155	\$11,038.24	\$2,265.37	\$152,606.26
24	5729221	1100	\$0.00		\$0.00	\$0.00	\$0.00
24	5729221	2200	\$0.00		\$0.00	\$0.00	\$0.00
24	5849022	1100	\$0.00		\$0.00	\$0.00	\$0.00
24	5849022	2200	\$0.00		\$0.00	\$0.00	\$0.00
24	5849022	3200	\$0.00		\$0.00	\$0.00	\$0.00
24	5849023	1100	\$8,272.66	0.05376143	\$444.75	\$0.00	\$7,827.91
24	5849023	2200	\$0.00		(\$591.92)	\$0.00	\$591.92
24	5849023	3200	\$0.00		\$0.00	\$0.00	\$0.00
24	5849024	2200	\$42,416.23	0.62445625	\$26,487.08	\$4,982.26	\$10,946.89
24	5849024	3200	\$4,386.18	0.16433434	\$720.80	\$2,655.07	\$1,010.31
24	5879021	1200	\$0.00		\$0.00	\$0.00	\$0.00
24	5879022	1200	\$0.00		\$0.00	\$0.00	\$0.00
24	5879023	1100	\$0.00		\$0.00	\$0.00	\$0.00
24	5879023	1200	\$2,420.21	0.88911706	\$2,151.85	\$0.00	\$268.36
24	5879024	1200	\$44,079.42	0.34888549	\$15,378.67	\$1,129.32	\$27,571.43
24	5879121	1200	\$0.00		\$0.00	\$0.00	\$0.00
24	5879121	2200	\$0.00		\$0.00	\$0.00	\$0.00
24	5879122	1200	\$0.00		\$0.00	\$0.00	\$0.00
24	5879122	1200	\$0.00		\$0.00	\$0.00	\$0.00
24	5879122	2200	\$0.00		\$0.00	\$0.00	\$0.00
24	5879123	1200	\$3,132.80	0.95515513	\$2,992.31	\$2,439.98	(\$2,299.49)
24	5879123	2200	\$0.00		\$0.00	\$0.00	\$0.00
24	5909022	1200	\$0.00		\$0.00	\$0.00	\$0.00
24	5909022	2200	\$0.00		\$812.45	\$0.00	(\$812.45)
24	5909022	3200	\$0.00		\$0.00	\$0.00	\$0.00
24	5909023	2200	\$18,311.06	0.36686407	\$6,717.67	\$0.00	\$11,593.39
24	5909023	3200	\$7,979.80	0.74670418	\$5,958.55	\$0.00	\$2,021.25
24	5909024	2200	\$128,009.60	0.57910149	\$74,130.55	\$16,917.59	\$36,961.46
24	5909024	3200	\$14,542.34	0.15260611	\$2,219.25	\$10,223.09	\$2,100.00
24	5999021	1100	\$0.00		\$0.00	\$0.00	\$0.00
24	5999021	2200	\$0.00		\$0.00	\$0.00	\$0.00
24	5999021	3200	\$0.00		\$0.00	\$0.00	\$0.00
24	5999022	3100	\$0.00		\$0.00	\$0.00	\$0.00
24	5999023	2700	\$152,521.48	0.15526207	\$23,680.80	\$128,542.86	\$297.82
		Totals	\$136,940,832.72				

GENERAL FUND-TRUE DAYS CASH

Includes Substitute Levy

