

Medina City Schools

General Fund Analysis

December 31, 2021

	2021-2022 Original Estimate (1)	Y-T-D Actual July 2021 - June 2022 (2)	Percent	Variance (3)
Beginning Balance - July 1, 2021		50,955,289.82		0.00
General Fund	30,154,351.08			
Other Funds - Substitute Levy	20,800,938.74			
Revenue	<u>80,952,463.00</u>	<u>36,628,964.77</u>	<u>45.2%</u>	<u>44,323,498.23</u>
	80,952,463.00	36,628,964.77		44,323,498.23
Expenditures	87,682,937.00	44,129,793.43	50.3%	43,553,143.57
Encumbrance	851,800.00	3,265,806.03		-2,414,006.03
	<u>88,534,737.00</u>	<u>47,395,599.46</u>		<u>41,139,137.54</u>
Ending Balance - June 30, 2022	43,373,015.82	40,188,655.13		3,184,360.69

Original Estimate revenue, expenditure and encumbrance taken from May 2021 five-year forecast
Includes May 2018 Substitute Levy

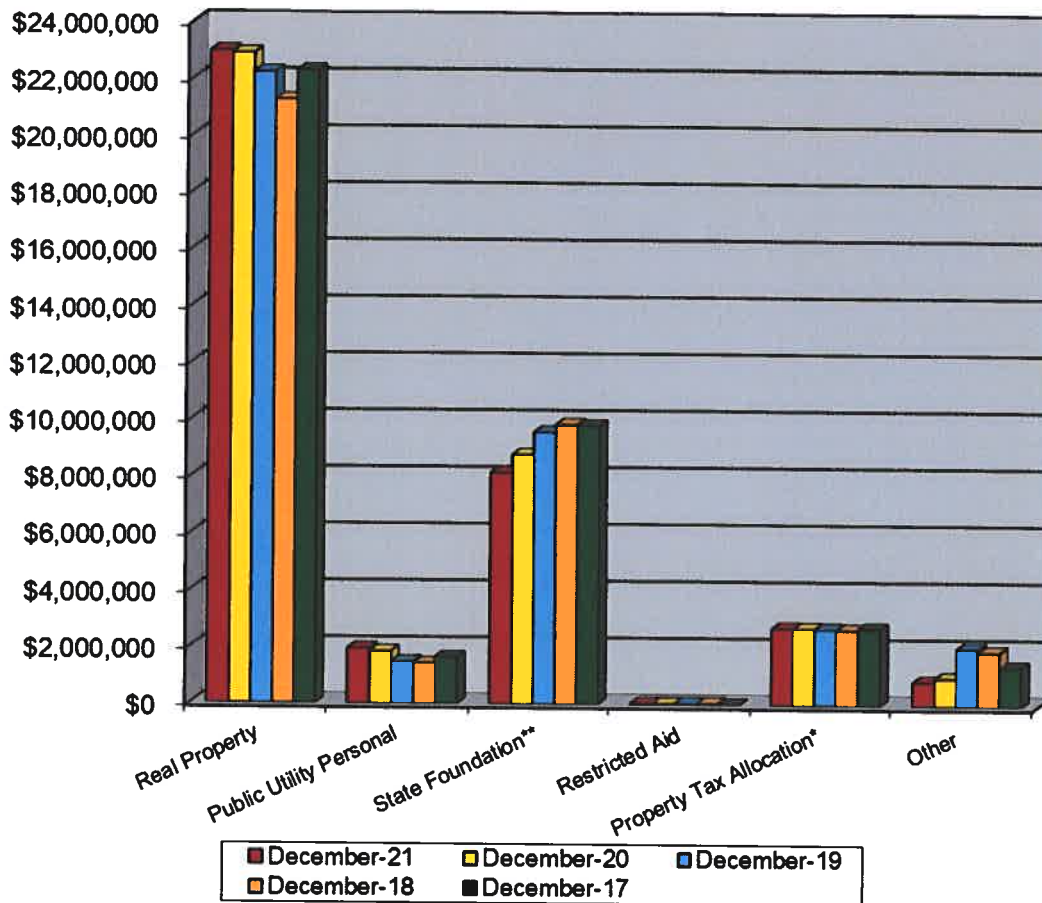
General Fund Summary

December 2021

Revenues

1. Real Property Taxes – Total Real Property Taxes received from the beginning of the fiscal year until December 31, 2021 is \$22,970,629.42. This is an increase of 0.3% above last year's taxes received at this time. \$-0- was collected in December.
2. Public Utility Personal Property Taxes – Total Public Utility Personal Property Taxes received from the beginning of the fiscal year until December 31, 2021 is \$1,931,102.86. These monies are distributed upon settlement from the County Auditor. This amount is listed in a separate line for State and five-year forecasting purposes. \$-0- had been transferred in December.
3. State Foundation – State Foundation monies received from the State of Ohio from the beginning of the fiscal year until December 31, 2021 total \$8,134,489.89. This is a decrease of 7.3% below last year's foundation money received at this time. This is based upon the new funding formula which does not provide money for students attending alternative schools, nor does it charge the District for these students as in the past. \$1,315,338.18 was collected in December.
4. Restricted Aid – Restricted Aid monies are for Career Tech funding and Economically Disadvantaged Students. We have added e-Rate funding as well because these funds are restrictive to technology. Monies received from the beginning of the fiscal year until December 31, 2021 total \$41,429.28. \$6,904.88 was collected in December.
5. Homestead and Rollback – Monies received from the State of Ohio from the beginning of the fiscal year until December 31, 2021 total \$2,704,435.97. Receipts are based upon the real property taxes collected and Homestead filings with the County Auditor. \$4,290.91 was collected in December.
6. Other – Other monies received from the beginning of the fiscal year until December 31, 2021 total \$846,877.00. This is a decrease of 13.3% below last year at this time. \$77,781.00 was collected in December.

General Fund Revenue



	December-21	December-20	December-19	December-18	December-17	Current Forecast
Real Property	\$22,970,629	\$22,894,292	\$22,230,759	\$21,260,827	\$22,284,894	\$49,975,212
Public Utility Personal	\$1,931,103	\$1,837,573	\$1,474,378	\$1,422,880	\$1,633,842	\$3,904,366
State Foundation**	\$8,134,490	\$8,775,847	\$9,572,560	\$9,839,097	\$9,801,321	\$18,679,995
Restricted Aid	\$41,429	\$41,429	\$41,433	\$41,623	\$17,109	\$82,859
Property Tax Allocation*	\$2,704,436	\$2,695,062	\$2,680,748	\$2,652,827	\$2,696,725	\$5,445,195
Other	\$846,877	\$976,928	\$2,024,897	\$1,897,400	\$1,375,443	\$2,864,835
Total	\$36,628,965	\$37,221,131	\$38,024,775	\$37,114,655	\$37,809,333	\$80,952,462
State %	29.7%	30.9%	32.3%	33.8%	33.1%	

* Includes Homestead/Rollback, Tangible Personal Property Tax Fixed Rate Loss Reimbursement and Electric Deregulation.

** Includes Casino Revenue in State Foundation beginning January 2013 and Economic Disadvantaged Funding in November 2013.

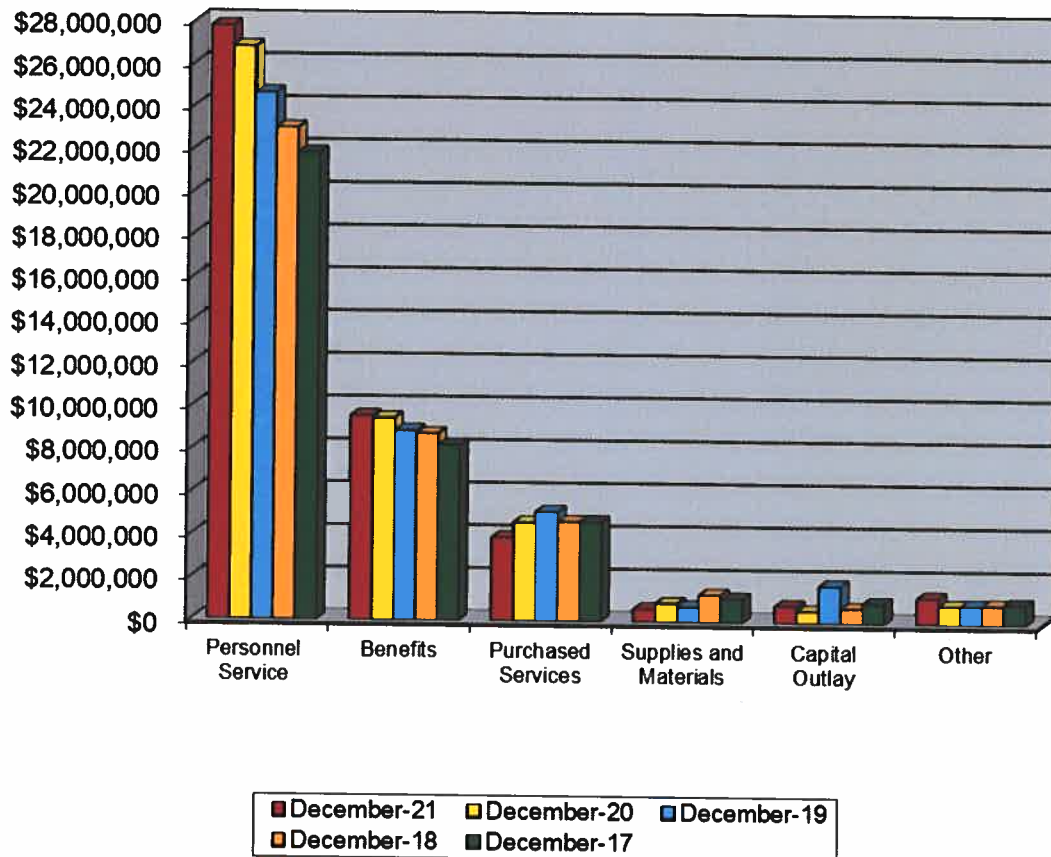
General Fund Summary

December 2021

Expenditures

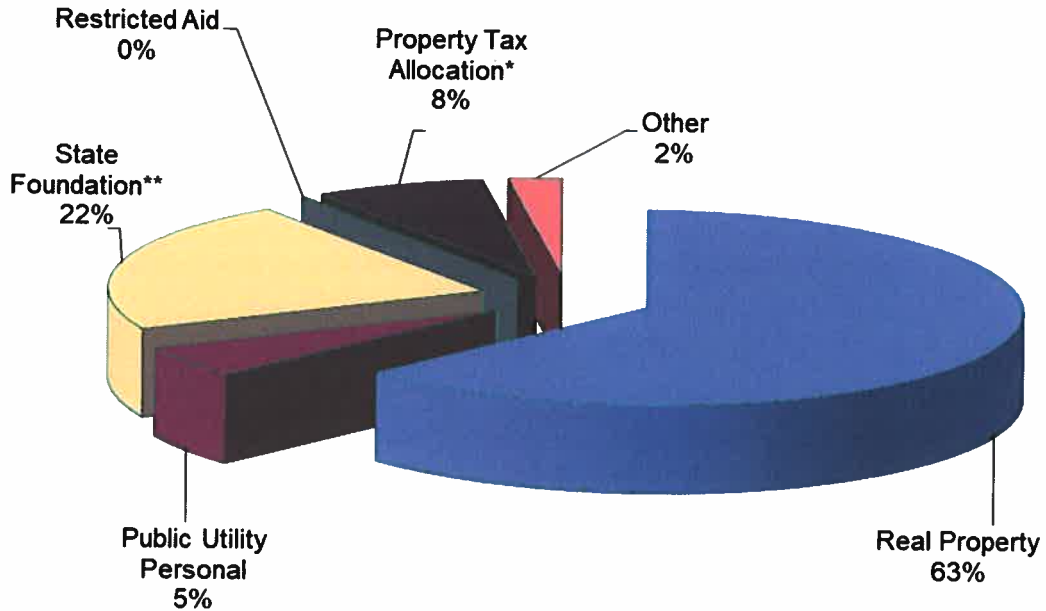
1. Personnel Services– The costs for personnel services for the School District from the beginning of the fiscal year until December 31, 2021 was \$27,756,532.34. This was an increase of 3.5% above last year at this time. \$5,917,384.70 was spent in December.
2. Benefits – The cost for benefits for the School District from the beginning of the fiscal year until December 31, 2021 was \$9,545,536.01. This was an increase of 1.0% above last year at this time. \$1,668,995.15 was spent in December.
3. Purchased Services – The cost for purchased services for the district from the beginning of the fiscal year until December 31, 2021 total \$3,891,294.56. This was a 15.4% decrease below last year at this time. \$813,388.59 was spent in December.
4. Supplies and Materials – The cost for supplies and materials for the district from the beginning of the fiscal year until December 31, 2021 total \$599,836.41. This was a 30.7% decrease below last year at this time. \$83,563.75 was spent in December.
5. Capital Outlay – The cost for capital outlay for the district from the beginning of the fiscal year until December 31, 2021 total \$792,321.48. This was a 42.3% increase above last year at this time. \$32,787.01 was spent in December.
6. Other – The cost of other expenditures excluding transfers for the district was \$1,205,060.11 for the fiscal year until December 31, 2021. This was a 42.3% increase above last year at this time. \$89,729.06 was spent in December.

General Fund Expenditures

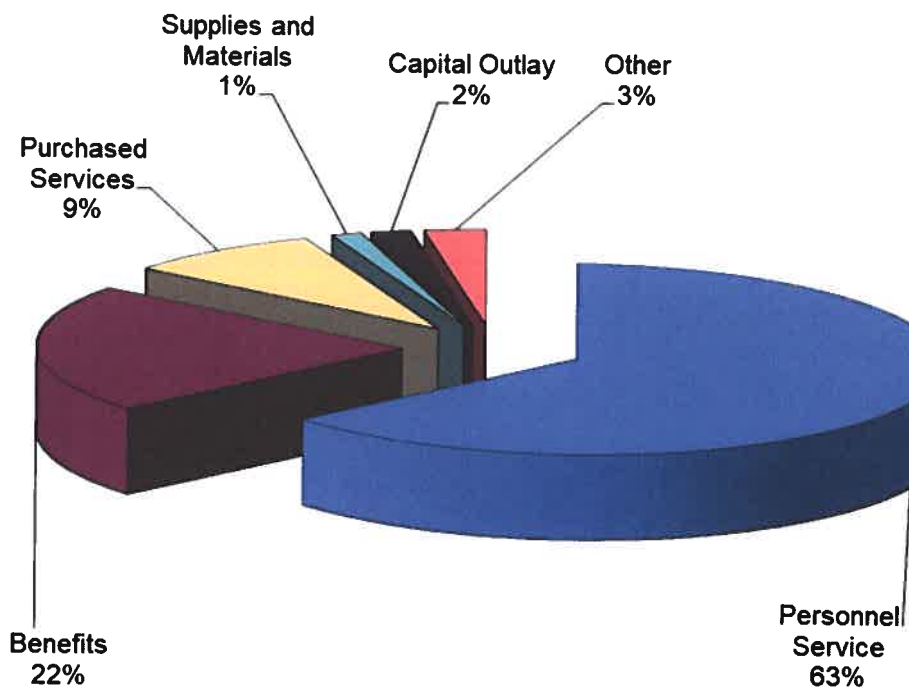


	December-21	December-20	December-19	December-18	December-17	Current Forecast
Personnel Service	\$27,756,532	\$26,809,495	\$24,649,030	\$23,014,383	\$21,845,953	\$52,161,263
Benefits	\$9,545,536	\$9,448,868	\$8,872,882	\$8,729,993	\$8,197,747	\$19,062,402
Purchased Services	\$3,891,295	\$4,601,591	\$5,103,209	\$4,645,889	\$4,644,537	\$10,169,663
Supplies and Materials	\$599,836	\$865,762	\$713,123	\$1,270,919	\$1,095,023	\$1,398,749
Capital Outlay	\$792,321	\$556,873	\$1,734,954	\$680,992	\$936,068	\$2,063,141
Other	\$1,205,060	\$846,706	\$852,488	\$881,675	\$925,462	\$1,717,813
Transfers and Adv., Etc.	\$339,213	\$328,544	\$327,757	\$328,000	\$315,988	\$1,109,907
Other than Debt						
Total	\$44,129,793	\$43,457,838	\$42,253,443	\$39,551,851	\$37,960,778	\$87,682,936

Current General Fund Revenue



Current General Fund Expenditures



DECEMBER 2021

Bank Balance - Regular Account		Balance
		1,524,454.96
Financial Checks Outstanding	263,582.70	
	72.09	
Payroll Checks Outstanding	118,677.75	
Petty Cash		
	382,332.54	1,142,122.42
Huntington/Flex Spending	28,863.83	
Flex O/S Checks	1,611.14	27,252.69
JPMorgan/Metlife Claims	8,397.28	8,397.28
Westfield Bank	15,000.00	15,000.00
Westfield Bank Sweep	3,486,891.53	3,486,891.53
Investments:		
Redtree Investments	24,063,292.26	
T. Rowe - Collins	344,699.57	
Scudder - Collins	428,042.83	
Scudder - Bushman	7,042.02	
Kanehl Stocks	3,598.42	
Star Ohio (22923)	5,900,257.89	
Multi-Bank Securities	12,579,000.00	
Multi-Bank Money Market	657.91	
Fifth Third Securities	9,353,161.25	
Fifth Third Money Market	751,459.39	
	<hr/>	
Total	53,431,211.54	58,110,875.46
Adjustments		
Deposits in Transit	(211,474.88)	
Expenses not posted	0.00	
	<hr/>	
Total	(211,474.88)	57,899,400.58
MCSD Balance		57,899,400.58
Difference Between Bank vs. Book		0.00

Medina City School District
Sales Tax Update

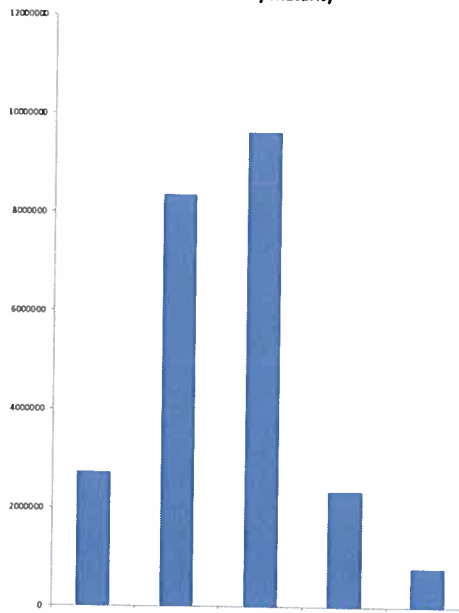
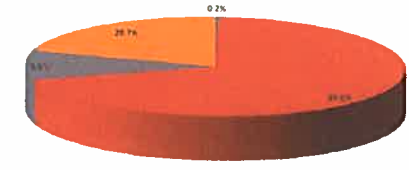
Date	Sales Tax Description	Receipts	Expenditures	Balance
July 1, 2021	Beginning Balance (071) Sales Tax and (002-9012) Bond			\$3,529,350.83
July	Sales Tax Distribution	\$912,109.50		\$4,441,460.33
	Replacement of Board Office Roof Door		\$2,465.00	\$4,438,995.33
	Blake Elementary Pod A Carpet and Tile Replacement		\$15,611.00	\$4,423,384.33
	Cafeteria Tables		\$38,880.24	\$4,384,504.09
	Fleet Master Lease Agreement		\$11,830.95	\$4,372,673.14
	Field Assessment and Design Services for Summer Paving Program		\$23,081.33	\$4,349,591.81
	Refinishing 1016 Lockers at Claggett		\$19,913.60	\$4,329,678.21
	Summer Roofing Project		\$239,240.88	\$4,090,437.33
	Summer Roofing Project		\$185,694.12	\$3,904,743.21
	Roof Replacement Evaluation, Design for Root, Blake, Canavan, BOE, MHS		\$5,372.25	\$3,899,370.96
	2021 District Paving Including Transportation Bus Lot		\$183,221.31	\$3,716,149.65
	Wiring and Breakers for Scoreboard at Dukes Stadium		\$4,596.39	\$3,711,553.26
August	Fleet Master Lease Agreement		\$8,628.79	\$3,702,924.47
	Field Assessment		\$8,625.34	\$3,694,299.13
	Capp Stock 3 CS3		\$5,190.00	\$3,689,109.13
	Roof Replacement Evaluation, Design for Root, Blake, Canavan, BOE, MHS		\$5,372.25	\$3,683,736.88
	Roof Replacement MHS		\$24,900.00	\$3,658,836.88
	Summer Roofing Projects		\$305,874.00	\$3,352,962.88
	Athletic Booster Scoreboard Reimbursement	\$30,000.00		\$3,382,962.88
September	Fleet Master Lease Agreement		\$8,468.72	\$3,374,494.16
	Memorial Stadium Scoreboard		\$31,665.00	\$3,342,829.16
	MHS Roof Fireproof Patching		\$5,500.00	\$3,337,329.16
	Dukes Stadium Scoreboard		\$137,265.10	\$3,200,064.06
	Summer Roof Projects		\$35,302.50	\$3,164,761.56
	Fenn Serving Counters/Cash Register Stand		\$16,249.11	\$3,148,512.45
	Fenn Student Desk, Chairs, and Bench		\$30,372.00	\$3,118,140.45
	Capp Stock 3 CS3		(\$5,190.00)	\$3,123,330.45
	Evolve Remove and Replace Windows		\$14,522.00	\$3,108,808.45
	Remove Two Sidewalk Panels		\$4,500.00	\$3,104,308.45
	Evolve Intallation of Vinyl Floor		\$1,372.50	\$3,102,935.95
	Admin, Fenn, MHS Misc Construction		\$6,450.00	\$3,096,485.95
	Heritage Excavation Concrete		\$6,800.00	\$3,089,685.95
	MHS Antenna Installation		\$51,073.93	\$3,038,612.02
	Installation of Sound System at Dukes and Memorial Stadiums		\$30,110.00	\$3,008,502.02
	District Tree Replacemant		\$3,900.00	\$3,004,602.02
	District Summer Paving		\$6,908.16	\$2,997,693.86
	Sales Tax Distribution	\$1,072,960.38		\$4,070,654.24
	MHS Paving		\$6,400.00	\$4,064,254.24
	Heritage Excavation Concrete		\$5,214.00	\$4,059,040.24
	Fleet Master Lease Agreement		\$8,468.72	\$4,050,571.52
November	Heritage Additional Brick and Tuckpointing		\$2,100.00	\$4,048,471.52
	Ken Dukes Lighting Repair		\$4,540.21	\$4,043,931.31
	Student Combination Desks		\$23,880.00	\$4,020,051.31
	Summer Roofing Projects		\$22,918.50	\$3,997,132.81
	District Paving		\$151,275.80	\$3,845,857.01
	Fleet Master Lease Agreement		\$8,468.72	\$3,837,388.29
	COP's Principal and Interest		\$1,321,943.75	\$2,515,444.54
December	Summer Roof Projects		\$100,041.60	\$2,415,402.94
	Fleet Master Lease Agreement		\$8,468.72	\$2,406,934.22
	Fiscal Year Totals	\$2,015,069.88	\$3,137,486.49	

Medina City School District
Recreation Center Update

Date	Description	District Revenue	District Expenses	City Reimbursements	Total Balance
July 1, 2021	Beginning Balance (003-9001)				\$ 237,578.90
July	No Expenditures				\$ 237,578.90
August	Bleacher Seat Replacement in Fieldhouse			\$4,245.00	\$ 241,823.90
September	Partner Marketing	\$72.60			\$ 241,896.50
	Playground, Poured in Place Sort Surface and Concrete		\$18,848.00		\$ 223,048.50
	Rain Drop Products		\$8,762.10		\$ 214,286.40
October	Leisure Pool Electricity		\$14,323.00		\$ 199,963.40
	Playground, Poured in Place Sort Surface and Concrete			\$11,336.50	\$ 211,299.90
November	Leisure Pool Electricity			\$7,161.50	\$ 218,461.40
	Rain Drop Products		\$115,462.60		\$ 102,998.80
December	No Expenditures				\$ 102,998.80
Total Revenues, Expenditures and Reimbursements		\$ 72.60	\$ 157,395.70	\$ 22,743.00	

Monthly Investment Summary
Medina City School District
US Bank Custodian Acct Ending x70982
 December 31, 2021

Monthly Cash Flow Activity		Market Value Summary				
From 11-30-21 through 12-31-21		Security Type	Market Value	Pct. Assets	Avg Yield at Cost	Wght Avg Mat
Beginning Book Value	24,033,346.15	Money Market Fund				
Contributions	0.00	MONEY MARKET FUND	37,753.78	0.2	0.01	0.00
Withdrawals	0.00	Fixed Income				
Realized Gains/Losses	0.00	MUNICIPAL BONDS	2,274,463.40	9.5	0.73	2.22
Gross Interest Earnings	29,946.11	U.S. GOVERNMENT	16,596,863.58	69.6	0.40	2.24
Ending Book Value	24,063,292.26	AGENCY NOTES				
		U.S. TREASURY NOTES	4,921,595.25	20.6	0.32	1.73
		Accrued Interest	19,597.55	0.1		
		TOTAL PORTFOLIO	23,850,273.57	100.0	0.41	2.13

Maturity Distribution		Security Type Allocation	
<p align="center">Distribution by Maturity</p> 			

Disclosures:

RedTree's internal accounting system is used as the source of the market value of this account. Although obtained from a source believed to be reliable, we cannot guarantee its accuracy. You should review all account statements provided by the custodian and compare with the statements provided by RedTree.

Questions? Call 888.596.2293 or email info@redtreeinv.com

Portfolio Holdings Report
Medina City School District
US Bank Custodian Acct Ending x70982
 December 31, 2021

Quantity	Cusip	Security Description	Moody's	S&P	Cost Basis	Market Value	Yield at Cost	Wtd Maturity	Purchase Date
U.S. GOVERNMENT AGENCY NOTES									
1,200,000	3133ELZN7	Federal Farm Credit Bank 0.160% Due 05-18-22	Aaa	AA+	1,197,804.00	1,199,750.32	0.25	0.38	05-26-20
1,000,000	3133ELN26	Federal Farm Credit Bank 0.260% Due 06-22-22	Aaa	AA+	999,460.00	1,000,730.65	0.29	0.48	06-22-20
1,000,000	3137EAEV7	Federal Home Ln Mtg 0.250% Due 08-24-23	Aaa	AA+	999,630.00	993,603.62	0.26	1.64	10-08-20
500,000	3133EL6J8	Federal Farm Credit Bank 0.220% Due 09-08-23	Aaa	AA+	499,855.00	498,455.48	0.23	1.68	04-08-21
1,000,000	3133EMUF7	Federal Farm Credit Bank 0.220% Due 09-22-23	Aaa	AA+	999,198.00	996,618.77	0.25	1.72	03-22-21
1,000,000	3135G06H1	Federal Natl Mtg Assoc 0.250% Due 11-27-23	Aaa	AA+	998,860.00	991,343.90	0.29	1.90	11-25-20
460,000	3137EAF2	Federal Home Ln Mtg 0.250% Due 12-04-23	Aaa	AA+	459,434.20	455,701.17	0.30	1.92	04-14-21
625,000	3133EMRZ7	Federal Farm Credit Bank 0.250% Due 02-26-24	Aaa	AA+	623,324.16	618,595.49	0.34	2.14	03-09-21
385,000	3133EMRZ7	Federal Farm Credit Bank 0.250% Due 02-26-24	Aaa	AA+	384,110.65	381,054.82	0.33	2.14	03-31-21
1,000,000	3130ALSG0	Federal Home Ln Bank 0.250% Due 03-08-24	Aaa	AAA	998,332.00	988,108.72	0.31	2.17	05-24-21
240,000	3133EMTW2	Federal Farm Credit Bank 0.300% Due 03-18-24	Aaa	AA+	239,805.60	238,547.96	0.33	2.20	04-27-21
1,200,000	3133EMGF3	Federal Farm Credit Bank 0.350% Due 05-16-24	Aaa	AA+	1,197,900.00	1,185,472.92	0.40	2.36	11-19-20
115,000	3130ANMM9	Federal Home Ln Bank 0.540% Due 08-26-24	Aaa	AAA	115,000.00	114,137.08	0.54	2.62	08-26-21
750,000	3130ANX88	Federal Home Ln Bank 0.500% Due 09-27-24	Aaa	AA+	749,775.00	740,799.93	0.51	2.71	09-27-21
1,500,000	3130ALQV9	Federal Home Ln Bank 0.570% Due 09-30-24	Aaa	AA+	1,500,000.00	1,484,165.31	0.57	2.72	03-30-21
500,000	3130ALTH7	Federal Home Ln Bank 0.510% Due 09-30-24	Aaa	AA+	500,000.00	491,685.45	0.51	2.72	03-30-21
415,000	3130AKDS2	Federal Home Ln Bank 0.390% Due 10-28-24	Aaa	AA+	415,402.55	408,500.49	0.36	2.80	02-19-21
1,000,000	3135G06E8	Federal Natl Mtg Assoc 0.420% Due 11-18-24	Aaa	AA+	998,250.00	983,841.21	0.46	2.85	11-18-20
1,200,000	3133EMER9	Federal Farm Credit Bank 0.470% Due 01-27-25	Aaa	AA+	1,198,620.00	1,179,903.41	0.50	3.03	10-29-20
800,000	3134GXDM3	Federal Home Ln Mtg 0.620% Due 12-01-25	Aaa	AA+	799,400.00	786,392.08	0.64	3.86	12-02-20
380,000	3134GXHD9	Federal Home Ln Mtg 0.700% Due 12-23-25	Aaa	AA+	380,000.00	372,235.13	0.70	3.91	12-23-20
500,000	3130AKZ25	Federal Home Ln Bank 0.650% Due 02-26-26	Aaa	AA+	500,000.00	487,219.67	0.65	4.07	02-26-21
Accrued Interest						13,640.49			
					16,754,161.16	16,610,504.07	0.40	2.24	
MUNICIPAL BONDS									
500,000	0100332D9	City of Akron, OH GO 2.000% Due 12-01-22		A+	515,505.00	507,410.00	0.48	0.91	11-12-20
460,000	244721FK7	Defiance CSD, OH GO 4.000% Due 12-01-23	Aa2		502,522.40	482,903.40	1.20	1.85	07-16-20
500,000	677581JA9	State of Ohio, OH REV 0.300% Due 12-15-23	Aa2	AA	500,000.00	494,050.00	0.30	1.94	06-08-21
500,000	677581JB7	State of Ohio, OH REV 0.520% Due 12-15-24	Aa2	AA	500,000.00	490,865.00	0.52	2.92	06-08-21
250,000	668180CW0	Northwestern LSD, OH GO 5.820% Due 12-01-26	Aa2		304,310.00	299,235.00	1.42	4.35	10-12-21

Disclosures:

RedTree's internal accounting system is used as the source of the market value of this account. Although obtained from a source believed to be reliable, we cannot guarantee its accuracy. You should review all account statements provided by the custodian and compare with the statements provided by RedTree.

Questions? Call 888.596.2293 or email info@redtreeinv.com

Portfolio Holdings Report
Medina City School District
US Bank Custodian Acct Ending x70982
 December 31, 2021

Quantity	Cusip	Security Description	Moody's	S&P	Cost Basis	Market Value	Yield at Cost	Wtd Maturity	Purchase Date
Accrued Interest						3,761.39			
					2,322,337.40	2,278,224.79	0.73	2.22	
U.S. TREASURY NOTES									
295,000	91282CBN0	US Treasury Note	Aaa	AA+	294,631.25	293,789.91	0.20	1.16	06-22-21
		0.125% Due 02-28-23							
600,000	91282CBU4	US Treasury Note	Aaa	AA+	599,109.38	597,258.00	0.21	1.24	06-22-21
		0.125% Due 03-31-23							
210,000	91282CBX8	US Treasury Note	Aaa	AA+	209,114.06	208,884.48	0.42	1.33	11-24-21
		0.125% Due 04-30-23							
1,045,000	91282CCK5	US Treasury Note	Aaa	AA+	1,041,938.47	1,037,978.64	0.27	1.49	06-30-21
		0.125% Due 06-30-23							
810,000	91282CDA6	US Treasury Note	Aaa	AA+	809,086.59	804,368.07	0.31	1.74	09-30-21
		0.250% Due 09-30-23							
500,000	91282CAW1	US Treasury Note	Aaa	AA+	497,148.44	495,937.50	0.54	1.86	11-15-21
		0.250% Due 11-15-23							
950,000	91282CBR1	US Treasury Note	Aaa	AA+	948,033.21	938,792.85	0.33	2.19	08-09-21
		0.250% Due 03-15-24							
550,000	91282CBV2	US Treasury Note	Aaa	AA+	549,978.52	544,585.80	0.38	2.27	09-20-21
		0.375% Due 04-15-24							
Accrued Interest						2,195.68			
					4,949,039.92	4,923,790.93	0.32	1.73	
MONEY MARKET FUND									
	USBMMF	First American Treasury Obligations Fund			37,753.78	37,753.78	0.01		
TOTAL PORTFOLIO					24,063,292.26	23,850,273.57	0.41	2.13	

Disclosures:

RedTree's internal accounting system is used as the source of the market value of this account. Although obtained from a source believed to be reliable, we cannot guarantee its accuracy. You should review all account statements provided by the custodian and compare with the statements provided by RedTree.

Questions? Call 888.596.2293 or email info@redtreeinv.com

Monthly Activity Reports
Medina City School District
US Bank Custodian Acct Ending x70982
 From 12-01-21 Through 12-31-21

GROSS INTEREST INCOME

Ex-Date	Pay-Date	Security	Amount
U.S. GOVERNMENT AGENCY NOTES			
12-01-21	12-01-21	Federal Home Ln Mtg 0.620% Due 12-01-25	2,480.00
12-06-21	12-06-21	Federal Home Ln Mtg 0.250% Due 12-04-23	575.00
12-22-21	12-22-21	Federal Farm Credit Bank 0.260% Due 06-22-22	1,300.00
12-23-21	12-23-21	Federal Home Ln Mtg 0.700% Due 12-23-25	1,330.00
			<hr/> 5,685.00
MUNICIPAL BONDS			
12-01-21	12-01-21	City of Akron, OH GO 2.000% Due 12-01-22	5,000.00
12-01-21	12-01-21	Defiance CSD, OH GO 4.000% Due 12-01-23	9,200.00
12-01-21	12-01-21	Northwestern LSD, OH GO 5.820% Due 12-01-26	7,275.00
12-15-21	12-15-21	State of Ohio, OH REV 0.300% Due 12-15-23	779.17
12-15-21	12-15-21	State of Ohio, OH REV 0.520% Due 12-15-24	1,350.56
			<hr/> 23,604.73
U.S. TREASURY NOTES			
12-31-21	12-31-21	US Treasury Note 0.125% Due 06-30-23	653.13
MONEY MARKET FUND			
12-01-21	12-01-21	First American Treasury Obligations Fund	3.25
GROSS INCOME			<hr/> 29,946.11

Disclosures:

RedTree's internal accounting system is used as the source of the market value of this account. Although obtained from a source believed to be reliable, we cannot guarantee its accuracy. You should review all account statements provided by the custodian and compare with the statements provided by RedTree.

Questions? Call 888.596.2293 or email info@redtreeinv.com

Purchase and Sale
Medina City School District
US Bank Custodian Acct Ending x70982
From 12-01-21 Through 12-31-21

Trade Date	Settle Date	Quantity	Security	Unit Price	Amount
---------------	----------------	----------	----------	---------------	--------

No transactions were found!

Disclosures:

RedTree's internal accounting system is used as the source of the market value of this account. Although obtained from a source believed to be reliable, we cannot guarantee its accuracy. You should review all account statements provided by the custodian and compare with the statements provided by RedTree.

Questions? Call 888.596.2293 or email info@redtreeinv.com

Realized Gains/Losses
Medina City School District
US Bank Custodian Acct Ending x70982
From 12-01-21 Through 12-31-21

Open Date	Close Date	Quantity	Security	Cost Basis	Proceeds	Gain Or Loss	
						Short Term	Long Term
TOTAL GAINS						0.00	0.00
TOTAL LOSSES						0.00	0.00
TOTAL REALIZED GAIN/LOSS		0.00		0.00	0.00	0.00	0.00

Disclosures:

RedTree's internal accounting system is used as the source of the market value of this account. Although obtained from a source believed to be reliable, we cannot guarantee its accuracy. You should review all account statements provided by the custodian and compare with the statements provided by RedTree.

Questions? Call 888.596.2293 or email info@redtreeinv.com

ENV# CEBLTGFBBLPXNT_BBBBB
FIFTH THIRD SECURITIES, INC.
MD 1M0B2A
5050 KINGSLEY DRIVE
CINCINNATI, OH 45263

MEDINA CITY SCHOOLS
DAVID CHAMBERS
739 WEYMOUTH RD
MEDINA OH 44256



STATEMENT FOR THE PERIOD DECEMBER 1, 2021 TO DECEMBER 31, 2021

MEDINA CITY SCHOOLS - Corporation
Account Number: [REDACTED]

By the courtesy of:
CARTER/SAVAGE

For questions about your accounts:
Local: 614 744 5496
In-State: 614 744 7074
National: 888 889 1025

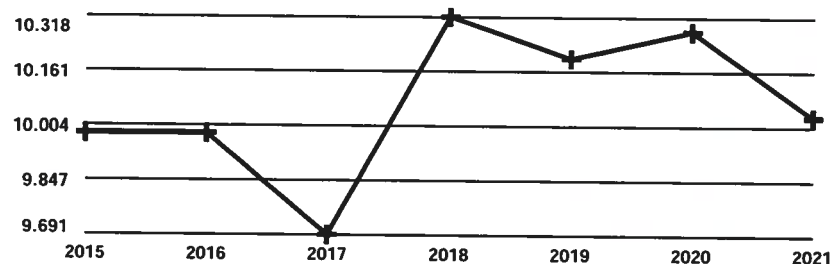
TOTAL VALUE OF YOUR PORTFOLIO	\$10,031,983.03
--------------------------------------	------------------------

FOR YOUR INFORMATION

Fifth Third Securities, Inc. Investments offered through Fifth Third Securities, Inc., member FINRA/SIPC

CHANGE IN VALUE OF YOUR PORTFOLIO

\$ millions



Change In Value Of Your Portfolio information can be found in Miscellaneous Footnotes at the end of this statement.

Account carried with National Financial Services LLC, Member
NYSE, SIPC

Fifth Third Securities, Inc.

MN_CEBLTGFBBLPXNT_BBBBB 20211231

Statement for the Period December 1, 2021 to December 31, 2021

MEDINA CITY SCHOOLS - Corporation
Account Number: [REDACTED]



Account Overview

CHANGE IN ACCOUNT VALUE	Current Period	Year-to-Date
BEGINNING VALUE	\$10,052,027.83	\$10,277,238.45
Additions and Withdrawals	(\$47,274.62)	(\$185,094.12)
Income	\$47,274.62	\$185,094.12
Taxes, Fees and Expenses	\$0.00	\$0.00
Change in Value	(\$20,044.80)	(\$245,255.42)
ENDING VALUE (AS OF 12/31/21)	\$10,031,983.03	\$10,031,983.03

Refer to Miscellaneous Footnotes for more information on Change in Value.

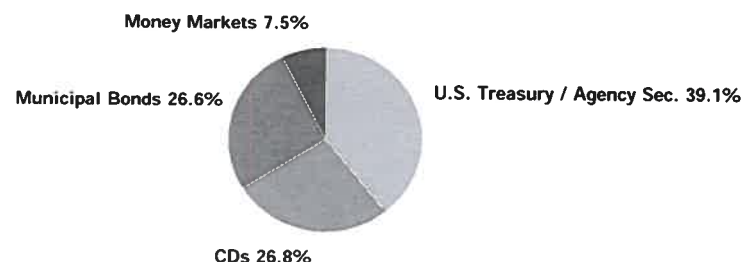
INCOME

TAXABLE	Current Period	Year-to-Date
Taxable Dividends	\$0.27	\$167.65
Taxable Interest	\$9,399.35	\$94,176.47
TOTAL TAXABLE	\$9,399.62	\$94,344.12
NON-TAXABLE	Current Period	Year-to-Date
Muni Tax Exempt Interest	\$37,875.00	\$90,750.00
TOTAL NON-TAXABLE	\$37,875.00	\$90,750.00
TOTAL INCOME	\$47,274.62	\$185,094.12

Taxable income is determined based on information available to NFS at the time the statement was prepared, and is subject to change. Final information on taxation of interest and dividends is available on Form 1099-Div, which is mailed in February of the subsequent year.

REALIZED GAIN (LOSS)	Current Period	Year-to-Date
Short Term Gain	\$0.00	\$0.00
Short Term Loss	\$0.00	\$0.00
Disallowed Short Term Loss	\$0.00	\$0.00
TOTAL SHORT TERM GAIN (LOSS)	\$0.00	\$0.00

ACCOUNT ALLOCATION



	Percent	Prior Period	Current Period
Money Markets	7.5 %	\$11,459.39	\$751,459.39
CDs	26.8	\$2,693,780.19	\$2,688,538.64
Municipal Bonds	26.6	\$3,419,754.00	\$2,669,731.00
U.S. Treasury / Agency Sec.	39.1	\$3,927,034.25	\$3,922,254.00
TOTAL	100.0 %	\$10,052,027.83	\$10,031,983.03

Account Allocation shows the percentage that each asset class represents of your total account value. Account Allocation for equities, fixed income, and other categories may include mutual funds and may be net of short positions. NFS has made assumptions concerning how certain mutual funds are allocated. Closed-end mutual funds and Exchange Traded Products (ETPs) listed on an exchange may be included in the equity allocation. The chart may not reflect your actual portfolio allocation. Consult your broker/dealer prior to making investment decisions.

Fifth Third Securities, Inc.

MN_CEBLTKGFBBLPXNT_BBBBB 20211231

Account carried with National Financial Services LLC, Member
NYSE, SIPC

Statement for the Period December 1, 2021 to December 31, 2021

MEDINA CITY SCHOOLS - Corporation
Account Number: [REDACTED]



Account Overview *continued*

REALIZED GAIN (LOSS) <i>continued</i>	<i>Current Period</i>	<i>Year-to-Date</i>
Long Term Gain	\$0.00	\$1,141.70
Long Term Loss	\$0.00	\$0.00
Disallowed Long Term Loss	\$0.00	\$0.00
TOTAL LONG TERM GAIN (LOSS)	\$0.00	\$1,141.70

NFS-provided cost basis, realized gain (loss) and holding period information may not reflect all adjustments necessary for your tax reporting purposes. Please refer to Footnotes and Cost Basis Information at the end of this statement for more information.

MESSAGES AND ALERTS

Customers wishing to learn more about their investment professional can contact the FINRA BrokerCheck Hotline Number at 1-800-289-9999 or visit the FINRA Regulation website www.finra.org. Customers can also obtain an investor brochure that includes information describing the FINRA BrokerCheck program by contacting Brokerage Operations 1-888-889-1025.

Customers wishing to learn more about how an order is routed or executed should notify their investment professional in writing. Pursuant to SEC rules, customers can request details on the identity of the venue to which their orders were routed for execution. A written report will be furnished upon request. To learn more about how your order is routed online, please visit <https://www.53.com/investments>.

Please note that the FDIC insured deposit at Fifth Third Bank under the Fifth Third BD Program is not covered by SIPC. The FDIC insured deposit is eligible for FDIC insurance subject to FDIC coverage limits at the time funds are deposited at Fifth Third Bank. As referenced in the Fifth Third BD Program disclosure document, clients are responsible for monitoring their total assets at Fifth Third Bank to determine the extent of available FDIC coverage.

Fifth Third Securities reminds you to please promptly report any inaccuracies or discrepancies in your account to Brokerage Operations by calling 1-888-889-1025. Please reconfirm any oral communications in writing to your investment professional to further protect your rights under the Securities Investor Protection Act SIPA. Visit 53.com/FTSdisclosure to find important disclosures for retail investors, which includes information on the services our firm offers, fees, costs, and conflicts of interest.

Fifth Third Securities, Inc.

MN _CEBLTKGFBBLPXNT_BBBBB 20211231

Account carried with National Financial Services LLC, Member
NYSE, SIPC

Statement for the Period December 1, 2021 to December 31, 2021

MEDINA CITY SCHOOLS - Corporation
Account Number: [REDACTED]



Holdings

NFS-provided cost basis, realized gain (loss) and holding period information may not reflect all adjustments necessary for tax purposes. Please refer to Footnotes and Cost Basis Information at the end of this statement for more information.

For additional information regarding your holdings, please refer to the footnotes at the end of the statement.

Client Investment - Reflects the amount from share purchases, transfers and conversions that have customer or third party provided cost basis. The amount does not reflect all account activity, including, but not limited to shares acquired via certain corporate actions, gifted/inherited, date of death step-up, or dividend reinvestments. The amount may fluctuate over time based on activity within the account due to buying, transferring or converting additional shares or selling all or part of a security. Transfers or conversions that do not have cost basis will not be reflected in the Client Investment amount. The reflected Client Investment amount does not represent your cost basis reported on IRS Form 1099-B, as it is a separate calculation.

CASH AND CASH EQUIVALENTS - 7.49% of Total Account Value

Description	Symbol/Cusip Account Type	Quantity	Price on 12/31/21	Current Market Value	Estimated Annual Income
Money Markets					
FEDERATED HERMES GOVT OBLIGATIONS IS	GOIXX	751,459.39	\$1.00	\$751,459.39	
7 DAY YIELD .03%	CASH				
Dividend Option Cash					
Capital Gain Option Cash					
Total Cash and Cash Equivalents				\$751,459.39	

Statement for the Period December 1, 2021 to December 31, 2021

MEDINA CITY SCHOOLS - Corporation
Account Number: [REDACTED]



HOLDINGS > FIXED INCOME - 92.51% of Total Account Value

ALERT: You have a fixed income position due to mature within the next 90 days.

For an explanation of fixed income pricing, please see the last page. Redemption schedule(s), bond rating(s), and other information are provided where available. If information does not appear regarding a particular investment, it is not available. The ratings on this statement are provided by Standard & Poor's and/or Moody's to rate the quality based on the respective rating agency's assessment. Ratings information from Standard & Poor's ("S&P") may not be reproduced. S&P credit ratings are statements of opinion and are not statements of fact or recommendations to purchase, hold, or sell securities, nor do they address the suitability of securities for investment purposes, and should not be relied on as investment advice. S&P does not guarantee the accuracy, completeness, timeliness or availability of any information, including ratings, and is not responsible for errors or omissions (negligent or otherwise). S&P gives no express or implied warranties, including but not limited to any warranties of merchantability or fitness for a particular purpose or use. S&P shall not be liable for any direct, indirect, incidental, exemplary, compensatory, punitive, special or consequential damages, costs, expenses, legal fees, or losses (including lost income or profits and opportunity costs) in connection with any use of ratings.

Description	Symbol/Cusip Account Type	Quantity	Estimated Price on 12/31/21	Estimated Current Market Value	Estimated Annual Income	Original/Adjusted Cost Basis	Unrealized Gain (Loss)
CDs							
Certificates of Deposit (CDs), including Market Indexed CDs and Market Linked CDs (collectively, MCDs) are generally shown at estimated market prices based upon a matrix or model pricing method that may not represent the actual price if sold prior to maturity. However, CDs and MCDs may be shown at face value for up to seven calendar days from date of issue if estimated market prices have not been received from a third party pricing vendor. The actual value of CDs and MCDs may be different from their purchase price. CDs and MCDs are subject to interest rate risk. The estimated market price reflected for MCDs may not be based on the actual closing value of the linked market index on the final maturity date and the market value of MCDs may not correspond directly to increases or decreases in the underlying linked market index. You may sell CDs or MCDs in the secondary market subject to market conditions. The secondary market for CDs and MCDs is generally illiquid. If sold prior to maturity, the value of MCDs may be less than the purchase amount or face value. The sale or redemption of any fixed income security prior to maturity may result in a substantial gain or loss, and an early withdrawal penalty may apply. Certain MCDs may only be redeemed on pre-specified liquidation dates and may have call features that allow the issuer to call the MCD prior to maturity. Certain Step Rate CDs are also subject to reinvestment risk if call provisions are exercised by the issuer and if a CD with a comparable rate is not available.							
See sales materials or contact your broker/dealer for additional information.							
MEDALLION BK UTAH CD 2.45000% 02/16/2022 FDIC INSURED CPN PMT MONTHLY Next Interest Payable: 01/16/22 Estimated Yield 2.44% Accrued Interest \$263.12 Average Unit Cost \$1.00 Client Investment \$245,000.00 Adjusted Cost Basis	58404DBD2 CASH	245,000	\$1.00281	\$245,688.45	\$6,002.50	\$245,000.00	
						\$245,000.00	\$688.45
NORTHFIELD BK STATEN ISLAND NY CD 2.45000% 02/22/2022 FDIC INSURED CPN PMT SEMI-ANNUAL ON AUG 21, FEB 21 Next Interest Payable: 02/21/22 Estimated Yield 2.44% Accrued Interest \$2187.21 Average Unit Cost \$1.00 Client Investment \$245,000.00 Adjusted Cost Basis	66612ACG1 CASH	245,000	\$1.00324	\$245,793.80	\$6,002.50	\$245,000.00	
						\$245,000.00	\$793.80
WELLS FARGO NATL BK WEST LAS V CD	949495AF2	245,000	\$1.01492	\$248,655.40	\$4,532.50	\$245,000.00	

Fifth Third Securities, Inc.

Account carried with National Financial Services LLC, Member
NYSE, SIPC

MN_CEBLTKGFBBLPXNT_BBBBB 20211231

Statement for the Period December 1, 2021 to December 31, 2021

MEDINA CITY SCHOOLS - Corporation
Account Number: [REDACTED]



HOLDINGS > FIXED INCOME *continued*

Description	Symbol/Cusip Account Type	Quantity	Estimated Price on 12/31/21	Estimated Current Market Value	Estimated Annual Income	Original/Adjusted Cost Basis	Unrealized Gain (Loss)
WELLS FARGO NATL BK WEST LAS V CD 1.85000% 12/30/2022 FDIC INSURED CPN PMT MONTHLY Next Interest Payable: 01/30/22 Estimated Yield 1.82% Accrued Interest \$24.84 Average Unit Cost \$1.00 Client Investment \$245,000.00 Adjusted Cost Basis	949495AF2 CASH	<i>continued</i>				\$245,000.00 D	\$3,655.40
EVERGREEN BK GROUP ILL CD 1.05000% 04/17/2023 FDIC INSURED CPN PMT MONTHLY Next Interest Payable: 01/15/22 Estimated Yield 1.04% Accrued Interest \$112.48 Average Unit Cost \$1.00 Client Investment \$230,000.00 Adjusted Cost Basis	300185JK2 CASH	230,000	\$1.00786	\$231,807.80	\$2,415.00	\$230,000.00 D	\$1,807.80
FIRST SOURCE BK SOUTH BEND IND CD 1.35000% 08/03/2023 FDIC INSURED CPN PMT MONTHLY Next Interest Payable: 01/03/22 Estimated Yield 1.33% Accrued Interest \$232.75 Average Unit Cost \$1.00 Client Investment \$217,000.00 Adjusted Cost Basis	33646CMB7 CASH	217,000	\$1.01301	\$219,823.17	\$2,929.50	\$217,000.00 D	\$2,823.17
NEW YORK COMMUNITY BANK CD 0.30000% 12/11/2023 FDIC INSURED CPN PMT SEMI-ANNUAL ON JUN 11, DEC 11 Next Interest Payable: 06/11/22 Estimated Yield 0.30% Accrued Interest \$42.98 Average Unit Cost \$1.00 Client Investment \$249,000.00 Adjusted Cost Basis	649447UH0 CASH	249,000	\$0.99354	\$247,391.46	\$747.00	\$249,000.00 D	(\$1,608.54)
MORGAN STANLEY BK N A CD 0.25000%	61765QQ28	249,000	\$0.99409	\$247,528.41	\$622.50	\$249,000.00	

Fifth Third Securities, Inc.

Account carried with National Financial Services LLC, Member
NYSE, SIPC

MN _CEBLTKGFBBLPXNT_BBBBB 20211231

Statement for the Period December 1, 2021 to December 31, 2021

MEDINA CITY SCHOOLS - Corporation
Account Number: [REDACTED]



HOLDINGS > FIXED INCOME *continued*

Description	Symbol/Cusip Account Type	Quantity	Estimated Price on 12/31/21	Estimated Current Market Value	Estimated Annual Income	Original/Adjusted Cost Basis	Unrealized Gain (Loss)
MORGAN STANLEY BK N A CD 0.25000%	61765QQ28	<i>continued</i>					
01/08/2024 FDIC INSURED	CASH						
CPN PMT QUARTERLY							
ON OCT 08, JAN 08, APR 08, JUL 08							
Next Interest Payable: 01/08/22							
STEP COUPON							
RESET FREQUENCY TERM MODE							
NEXT RESET 07/08/2022 @ 0.35000							
Estimated Yield 0.25%							
Accrued Interest \$143.26							
Average Unit Cost \$1.00							
Client Investment \$249,000.00							
Adjusted Cost Basis						\$249,000.00	D (\$1,471.59)
CFBANK FAIRLAWN OH CD 2.80000%	15721UCY3	235,000	\$1.04598	\$245,805.30	\$6,580.00	\$235,000.00	
03/15/2024 FDIC INSURED	CASH						
CPN PMT MONTHLY							
Next Interest Payable: 01/15/22							
Estimated Yield 2.67%							
Accrued Interest \$306.47							
Average Unit Cost \$1.00							
Client Investment \$235,000.00							
Adjusted Cost Basis						\$235,000.00	D \$10,805.30
FIRST & FMRS BK PORTLAND ND CD 2.40000%	31860PAL2	245,000	\$1.03947	\$254,670.15	\$5,880.00	\$245,000.00	
05/30/2024 FDIC INSURED	CASH						
CPN PMT MONTHLY							
Next Interest Payable: 01/30/22							
Estimated Yield 2.30%							
Accrued Interest \$32.22							
Average Unit Cost \$1.00							
Client Investment \$245,000.00							
Adjusted Cost Basis						\$245,000.00	D \$9,670.15
STATE BK REESEVILLE WIS CD 2.25000%	856487AX1	240,000	\$1.03648	\$248,755.20	\$5,400.00	\$240,000.00	
06/28/2024 FDIC INSURED	CASH						
CPN PMT MONTHLY							
Next Interest Payable: 01/28/22							
Estimated Yield 2.17%							
Accrued Interest \$59.18							
Average Unit Cost \$1.00							

Fifth Third Securities, Inc.

Account carried with National Financial Services LLC, Member
NYSE, SIPC

MN _CEBLTKGFBLPXNT_BBBBB 20211231

Statement for the Period December 1, 2021 to December 31, 2021

MEDINA CITY SCHOOLS - Corporation
Account Number: [REDACTED]



HOLDINGS > FIXED INCOME *continued*

Description	Symbol/Cusip Account Type	Quantity	Estimated Price on 12/31/21	Estimated Current Market Value	Estimated Annual Income	Original/Adjusted Cost Basis	Unrealized Gain (Loss)
STATE BK REESEVILLE WIS CD 2.25000%	856487AX1	<i>continued</i>					
Client Investment	\$240,000.00						
Adjusted Cost Basis						\$240,000.00 D	\$8,755.20
RAYMOND JAMES BK NATL ASSN CD 2.00000%	75472RAE1	245,000	\$1.0311	\$252,619.50	\$4,900.00	\$245,000.00	
08/23/2024 FDIC INSURED	CASH						
CPN PMT SEMI-ANNUAL							
ON FEB 23, AUG 23							
Next Interest Payable: 02/23/22							
Estimated Yield 1.94%							
Accrued Interest	\$1758.63						
Average Unit Cost	\$1.00						
Client Investment	\$245,000.00						
Adjusted Cost Basis						\$245,000.00 D	\$7,619.50
Total CDs		2,645,000		\$2,688,538.64	\$46,011.50	\$2,645,000.00	\$43,538.64
Municipal Bonds							
WASHINGTON OHIO LOC SCH DIST LUCAS CNTY	939483FM0	775,000	\$104.256	\$807,984.00	\$38,750.00	\$835,054.75	
05.00000% 12/01/2022 FACS CONSTR IMPT GO	CASH						
UNLTD TAX BDS SER. 2020 A							
OH SCH DST CR ENH PG							
UNLIMITED GEN OBLIG							
MOODY'S Aa2							
CPN PMT SEMI-ANNUAL							
ON DEC 01, JUN 01							
Next Interest Payable: 06/01/22							
Accrued Interest	\$3229.17						
Average Unit Cost	\$102.71						
Client Investment	\$835,054.75						
Adjusted Cost Basis						\$795,984.28 D	\$11,999.72
YTD Amortized Premium	\$22,430.03 E						
COLUMBUS OHIO ST CMNTY COLLEGE 00.56700%	19954VAJ6	250,000	\$98.55	\$246,375.00	\$1,417.50	\$250,000.00	
12/01/2024 TAXABLE FACS CONSTR IMPT GO	CASH						
UNLTD TAX BDS SER. 2020 B							
UNLIMITED GEN OBLIG							
MOODY'S Aa1 /S&P AA							
CPN PMT SEMI-ANNUAL							
ON JUN 01, DEC 01							
Next Interest Payable: 06/01/22							

Fifth Third Securities, Inc.

Account carried with National Financial Services LLC, Member
NYSE, SIPC

MN _CEBLTKGFBBLPXNT_BBBBB 20211231

Statement for the Period December 1, 2021 to December 31, 2021

MEDINA CITY SCHOOLS - Corporation
Account Number: [REDACTED]



HOLDINGS > FIXED INCOME *continued*

Description	Symbol/Cusip Account Type	Quantity	Estimated Price on 12/31/21	Estimated Current Market Value	Estimated Annual Income	Original/Adjusted Cost Basis	Unrealized Gain (Loss)
COLUMBUS OHIO ST CMNTY COLLEGE 00.56700%	19954VAJ6	continued					
Accrued Interest		\$118.13					
Average Unit Cost		\$100.00					
Client Investment		\$250,000.00					
Adjusted Cost Basis						\$250,000.00	D (\$3,625.00)
CENTERVILLE OHIO CITY SCH DIST 00.81900%	152239JX8	250,000	\$98.256	\$245,640.00	\$2,047.50	\$250,772.50	
12/01/2025 TAXABLE UNLTD TAX GO IMPT REF	CASH						
BDS SER. 2020							
UNLIMITED GEN OBLIG							
MOODY'S Aa1							
CPN PMT SEMI-ANNUAL							
ON DEC 01, JUN 01							
Next Interest Payable: 06/01/22							
Accrued Interest		\$170.63					
Average Unit Cost		\$100.27					
Client Investment		\$250,772.50					
Adjusted Cost Basis						\$250,664.11	D (\$5,024.11)
YTD Amortized Premium	\$94.44 E						
FRANKLIN CNTY OHIO TAXABLE GO LTD TAX	3531727W3	1,400,000	\$97.838	\$1,369,732.00	\$11,900.00	\$1,400,000.00	
00.85000% 06/01/2026 VAR PURP REF BDS	CASH						
SER. 2021 B							
LIMITED GEN OBLIG							
MOODY'S Aaa /S&P AAA							
CPN PMT SEMI-ANNUAL							
ON DEC 01, JUN 01							
Next Interest Payable: 06/01/22							
Accrued Interest		\$991.67					
Average Unit Cost		\$100.00					
Client Investment		\$1,400,000.00					
Adjusted Cost Basis						\$1,400,000.00	D (\$30,268.00)
Total Municipal Bonds		2,675,000		\$2,669,731.00	\$54,115.00	\$2,696,648.39	D (\$26,917.39)
U.S. Treasury / Agency Securities							
FEDERAL NATL MTG ASSN NOTE 0.42000%	3135G06E8	275,000	\$98.384	\$270,556.00	\$1,155.00	\$274,835.00	
11/18/2024	CASH						
MOODY'S Aaa /S&P AA+							
CPN PMT SEMI-ANNUAL							
ON MAY 18, NOV 18							

Fifth Third Securities, Inc.

Account carried with National Financial Services LLC, Member
NYSE, SIPC

MN _CEBLTKGFBBLPXNT_BBBBB 20211231

Statement for the Period December 1, 2021 to December 31, 2021

MEDINA CITY SCHOOLS - Corporation
Account Number: [REDACTED]



HOLDINGS > FIXED INCOME *continued*

Description	Symbol/Cusip Account Type	Quantity	Estimated Price on 12/31/21	Estimated Current Market Value	Estimated Annual Income	Original/Adjusted Cost Basis	Unrealized Gain (Loss)
FEDERAL NATL MTG ASSN NOTE 0.42000%	3135G06E8	<i>continued</i>					
Next Interest Payable: 05/18/22							
CALLABLE ON 11/18/2022 @ 100.0000							
Accrued Interest \$137.96							
Average Unit Cost \$99.94							
Client Investment \$274,835.00							
Adjusted Cost Basis						\$274,835.00 D	(\$4,279.00)
FEDERAL FARM CR BKS BOND 0.53000%	3133EMFC1	1,000,000	\$98.74	\$987,400.00	\$5,300.00	\$998,500.00	
07/29/2025	CASH						
MOODY'S Aaa /S&P AA+							
CPN PMT SEMI-ANNUAL							
ON JAN 29, JUL 29							
Next Interest Payable: 01/29/22							
CONTINUOUSLY CALLABLE FROM 10/29/2021							
CALLABLE ON 01/06/2022 @ 100.0000							
Accrued Interest \$2237.78							
Average Unit Cost \$99.85							
Client Investment \$998,500.00							
Adjusted Cost Basis						\$998,500.00 D	(\$11,100.00)
FEDERAL FARM CR BKS BOND 0.61000%	3133EL4W1	1,000,000	\$97.898	\$978,980.00	\$6,100.00	\$1,000,000.00	
08/25/2025	CASH						
MOODY'S Aaa /S&P AA+							
CPN PMT SEMI-ANNUAL							
ON FEB 25, AUG 25							
Next Interest Payable: 02/25/22							
CONTINUOUSLY CALLABLE FROM 02/25/2021							
CALLABLE ON 01/06/2022 @ 100.0000							
Accrued Interest \$2135.00							
Average Unit Cost \$100.00							
Client Investment \$1,000,000.00							
Adjusted Cost Basis						\$1,000,000.00 D	(\$21,020.00)
FEDERAL HOME LOAN BA SER L7-2026	3130ALVT8	1,000,000	\$99.341	\$993,410.00	\$5,000.00	\$1,000,000.00	
0.50000% 04/14/2026	CASH						
MOODY'S Aaa /S&P AA+							
CPN PMT SEMI-ANNUAL							
ON OCT 14, APR 14							
Next Interest Payable: 04/14/22							
CALLABLE ON 01/14/2022 @ 100.0000							

Fifth Third Securities, Inc.

Account carried with National Financial Services LLC. Member
NYSE, SIPC

MN _CEBLTKGFBBLPXNT_BBBBB 20211231

Statement for the Period December 1, 2021 to December 31, 2021

MEDINA CITY SCHOOLS - Corporation
Account Number: [REDACTED]



HOLDINGS > FIXED INCOME *continued*

Description	Symbol/Cusip Account Type	Quantity	Estimated Price on 12/31/21	Estimated Current Market Value	Estimated Annual Income	Original/Adjusted Cost Basis	Unrealized Gain (Loss)
FEDERAL HOME LOAN BA SER L7-2026 STEP COUPON RESET FREQUENCY TERM MODE NEXT RESET 04/14/2023 Accrued Interest \$1069.44 Average Unit Cost \$100.00 Client Investment \$1,000,000.00 Adjusted Cost Basis	3130ALVT8	<i>continued</i>				\$1,000,000.00 D	(\$6,590.00)
FEDERAL HOME LOAN BA SER TX-9026 0.60000% 09/30/2026 MOODY'S Aaa /S&P AA+ CPN PMT SEMI-ANNUAL ON MAR 30, SEP 30 1ST CPN DTE 03/30/2022 Next Interest Payable: 03/30/22 CALLABLE ON 03/30/2022 @ 100.0000 STEP COUPON RESET FREQUENCY TERM MODE NEXT RESET 03/30/2022 @ 0.65000 Accrued Interest \$1050.00 Average Unit Cost \$99.86 Client Investment \$698,999.00 Adjusted Cost Basis	3130ANZM5 CASH	700,000	\$98.844	\$691,908.00	\$4,200.00	\$698,999.00 D	(\$7,091.00)
Total U.S. Treasury / Agency Securities		3,975,000		\$3,922,254.00	\$21,755.00	\$3,972,334.00	(\$50,080.00)
Total Fixed Income		9,295,000		\$9,280,523.64	\$121,881.50	\$9,313,982.39	(\$33,458.75)
Total Fixed Income Client Investment	\$9,353,161.25						
Total Securities				\$9,280,523.64	\$121,881.50	\$9,313,982.39	(\$33,458.75)
TOTAL PORTFOLIO VALUE				\$10,031,983.03	\$121,881.50	\$9,313,982.39	(\$33,458.75)
TOTAL CLIENT INVESTMENT	\$9,353,161.25						

Fifth Third Securities, Inc.

MN _CEBLTKGFBBLPXNT_BBBBB 20211231

Account carried with National Financial Services LLC, Member
NYSE, SIPC

Statement for the Period December 1, 2021 to December 31, 2021

MEDINA CITY SCHOOLS - Corporation
Account Number: [REDACTED]



Activity

NFS-provided cost basis, realized gain (loss) and holding period information may not reflect all adjustments necessary for tax purposes. Please refer to Footnotes and Cost Basis Information at the end of this statement for more information.

PURCHASES, SALES, AND REDEMPTIONS

Settlement Date	Account Type	Transaction	Description	Quantity	Amount	Total Cost Basis	Realized Gain (Loss)
Redemptions							
12/01/21	CASH	REDEEMED	WASHINGTON OHIO LOC SCH DIST LUCAS CNTY 05.00000% 12/01/2021 REDEMPTION PAYOUT #REOR R0064709990000 Adjusted Cost Basis YTD Amortized Premium	(740,000)	\$740,000.00	\$776,186.00	
						\$740,000.00	D
Total Redemptions					\$740,000.00		

ACTIVITY > CORE FUND ACTIVITY

For more information about the operation of your core account, please refer to your Customer Agreement.

Settlement Date	Account Type	Transaction	Description	Quantity	Amount
12/01/21	CASH	YOU BOUGHT	FEDERATED HERMES GOVT OBLIGATIONS IS @ 1	784,367.77	(\$784,367.77)
12/13/21	CASH	YOU BOUGHT	FEDERATED HERMES GOVT OBLIGATIONS IS @ 1	374.52	(\$374.52)
12/15/21	CASH	YOU BOUGHT	FEDERATED HERMES GOVT OBLIGATIONS IS @ 1	739.31	(\$739.31)
12/16/21	CASH	YOU BOUGHT	FEDERATED HERMES GOVT OBLIGATIONS IS @ 1	493.36	(\$493.36)
12/28/21	CASH	YOU BOUGHT	FEDERATED HERMES GOVT OBLIGATIONS IS @ 1	443.84	(\$443.84)

Fifth Third Securities, Inc.

MN _CEBLTKGFBLPXNT_BBBBB 20211231

Account carried with National Financial Services LLC, Member
NYSE, SIPC

Statement for the Period December 1, 2021 to December 31, 2021

MEDINA CITY SCHOOLS - Corporation
Account Number: [REDACTED]



ACTIVITY > CORE FUND ACTIVITY *continued*

Settlement Date	Account Type	Transaction	Description	Quantity	Amount
12/30/21	CASH	YOU BOUGHT	FEDERATED HERMES GOVT OBLIGATIONS IS @ 1	855.82	(\$855.82)
12/31/21	CASH	YOU SOLD	FEDERATED HERMES GOVT OBLIGATIONS IS @ 1	(47,274.62)	\$47,274.62
TOTAL CORE FUND ACTIVITY					(\$740,000.00)

ACTIVITY > ADDITIONS AND WITHDRAWALS > OTHER ADDITIONS AND WITHDRAWALS

Date	Account Type	Transaction	Description	Quantity	Amount
Other Additions and Withdrawals					
12/31/21	CASH	WIRE TRANS TO BANK	WD65351021 THE HUNTINGTON NATIONAL BANK [REDACTED]		(\$47,274.62)
Total Other Additions and Withdrawals					(\$47,274.62)
TOTAL ADDITIONS AND WITHDRAWALS					(\$47,274.62)

ACTIVITY > INCOME > TAXABLE INCOME

Settlement Date	Account Type	Transaction	Description	Quantity	Amount
Taxable Dividends					
11/30/21	CASH	DIVIDEND RECEIVED	FEDERATED HERMES GOVT OBLIGATIONS IS DIVIDEND RECEIVED		\$0.27
Total Taxable Dividends					\$0.27

Taxable Interest

Fifth Third Securities, Inc.

MN _CEBLTKGFBBLPXNT_BBBB 20211231

Account carried with National Financial Services LLC, Member
NYSE, SIPC

Statement for the Period December 1, 2021 to December 31, 2021

MEDINA CITY SCHOOLS - Corporation
Account Number: [REDACTED]



ACTIVITY > INCOME > TAXABLE INCOME *continued*

Settlement Date	Account Type	Transaction	Description	Quantity	Amount
12/01/21	CASH	MUNI TAXABLE INT	CENTERVILLE OHIO CITY SCH DIST 00.81900% 12/01/2025 TAXABLE UNLTD TAX GO IMPT REF BDS SER. 2020		\$1,023.75
12/01/21	CASH	MUNI TAXABLE INT	COLUMBUS OHIO ST CMNTY COLLEGE 00.56700% 12/01/2024 TAXABLE FACS CONSTR IMPT GO UNLTD TAX BDS SER. 2020 B		\$708.75
12/01/21	CASH	MUNI TAXABLE INT	FRANKLIN CNTY OHIO TAXABLE GO LTD TAX 00.85000% 06/01/2026 VAR PURP REF BDS SER. 2021 B		\$4,760.00
12/11/21	CASH	INTEREST	NEW YORK COMMUNITY BANK CD 0.30000% 12/11/2023		\$374.52
12/15/21	CASH	INTEREST	CFBANK FAIRLAWN OH CD 2.80000% 03/15/2024		\$540.82
12/15/21	CASH	INTEREST	EVERGREEN BK GROUP ILL CD 1.05000% 04/17/2023		\$198.49
12/16/21	CASH	INTEREST	MEDALLION BK UTAH CD 2.45000% 02/16/2022		\$493.36
12/28/21	CASH	INTEREST	STATE BK REESEVILLE WIS CD 2.25000% 06/28/2024		\$443.84
12/30/21	CASH	INTEREST	FIRST & FMRS BK PORTLAND ND CD 2.40000% 05/30/2024		\$483.29
12/30/21	CASH	INTEREST	WELLS FARGO NATL BK WEST LAS V CD 1.85000% 12/30/2022		\$372.53
Total Taxable Interest					\$9,399.35
Total Taxable Income					\$9,399.62

ACTIVITY > INCOME > NON-TAXABLE INCOME

Settlement Date	Account Type	Transaction	Description	Quantity	Amount
-----------------	--------------	-------------	-------------	----------	--------

Muni Tax Exempt Interest

Fifth Third Securities, Inc.

MN _CEBLTKGFBBLPXNT_BBBBB 20211231

Account carried with National Financial Services LLC, Member
NYSE, SIPC

Statement for the Period December 1, 2021 to December 31, 2021

MEDINA CITY SCHOOLS - Corporation
Account Number: [REDACTED]



ACTIVITY > INCOME > NON-TAXABLE INCOME *continued*

Settlement Date	Account Type	Transaction	Description	Quantity	Amount
12/01/21	CASH	MUNI EXEMPT INT	WASHINGTON OHIO LOC SCH DIST LUCAS CNTY 05.00000% 12/01/2021 FACS CONSTR IMPT GO UNLTD TAX BDS SER. 2020 A		\$18,500.00
12/01/21	CASH	MUNI EXEMPT INT	WASHINGTON OHIO LOC SCH DIST LUCAS CNTY 05.00000% 12/01/2022 FACS CONSTR IMPT GO UNLTD TAX BDS SER. 2020 A		\$19,375.00
Total Muni Tax Exempt Interest					\$37,875.00
Total Non-Taxable Income					\$37,875.00
TOTAL INCOME					\$47,274.62

Footnotes and Cost Basis Information

Amortization, accretion and similar adjustments to cost basis have been provided for many fixed income securities (and some bond-like equities), however, they are not provided for certain types, such as short-term instruments, Unit Investment Trusts, foreign fixed income securities, or those that are subject to early prepayment of principal (pay downs). Where current year premium or acquisition premium amortization is provided, the prior years' cumulative amortization is reflected in the adjusted cost basis, but we cannot provide a breakdown or the total of such prior amortization amounts.

NFS is required to report certain cost basis and related information to the IRS on the Form 1099-B. Your official 1099-B forms for certain transactions will reflect which lots have been sold for tax purposes. To apply a specific identification cost basis method to 1099-B reporting, appropriate instructions must be on file with NFS or be received by NFS before the trade has settled. Absent such instructions, NFS determines cost basis at the time of sale based on its default methods of average cost for open-end mutual funds and first-in, first-out (FIFO) for all other (including ETFs) unless your broker dealer has elected to use another default method. NFS applies FIFO (or other disposal method, if applicable) based on its records, which may be different from yours. For transactions that are not subject to 1099-B cost basis reporting, you should refer to your trade confirmations and other applicable records to determine which lots were considered sold for tax purposes.

While NFS must meet IRS requirements with respect to certain information required to be reported to the IRS, NFS-provided cost basis, realized gain and loss, and holding period information may not reflect all adjustments necessary for your tax reporting purposes. NFS makes no warranties with respect to and specifically disclaims any liability arising out of a customer's use of, or any tax position taken in reliance upon, such information.

For investments in partnerships, NFS does not make any adjustments to cost basis information as the calculation of basis in such investments requires supplemental information from the partnership on its income and distributions during the period you held your investment. Partnerships usually provide this additional information on a Form K-1 issued by April 15th of the following year.

Consult your tax advisor for further information.

Fifth Third Securities, Inc.

MN_CEBLTGFBBLPXNT_BBBBB 20211231

Account carried with National Financial Services LLC, Member
NYSE, SIPC

Brokerage
Account StatementDecember 1, 2021 - December 31, 2021
Account Number: [REDACTED]MEDINA CITY SCHOOLS
739 WEYMOUTH RD
MEDINA OH 44256-2037**Your Account Executive:**
ANDREW CARDINALI**Portfolio at a Glance**

	This Period
BEGINNING ACCOUNT VALUE	\$12,586,290.15
Withdrawals (Cash & Securities)	-8,138.96
Dividends, Interest and Other Income	4,018.18
Net Change in Portfolio¹	-14,980.93
ENDING ACCOUNT VALUE	\$12,567,188.44
Estimated Annual Income	\$97,919.50

¹ Net Change in Portfolio is the difference between the ending account value and beginning account value after activity.**Asset Summary**

Percent	Asset Type	Last Period	This Period
1%	Cash, Money Funds, and Bank Deposits	4,778.69	657.91
99%	Fixed Income	12,581,511.46	12,566,530.53
100%	Account Total	\$12,586,290.15	\$12,567,188.44

Please review your allocation periodically with your Account Executive.

Client Service Information**Your Account Executive:** ATT
ANDREW CARDINALI**Contact Information**
E-Mail: customerservice@mbssecurities.com**Client Service Information**
Service Hours: Weekdays 09:00 a.m. - 05:00 p.m. (EST)
Client Service Telephone Number: (800) 967-9045
Web Site: WWW.MBSSECURITIES.COM

Your Account Information

INVESTMENT OBJECTIVE

Investment Objective: NONE SPECIFIED

Please discuss your investment objective with your Account Executive.

TAX LOT DEFAULT DISPOSITION METHOD

Default Method for Mutual Funds: First In First Out

Default Method for Stocks in a Dividend Reinvestment Plan: First In First Out

Default Method for all Other Securities: First In First Out

BOND AMORTIZATION ELECTIONS

Amortize premium on taxable bonds based on Constant Yield Method: Yes

Accrual market discount method for all other bond types: Constant Yield Method

Include market discount in income annually: No

ELECTRONIC DELIVERY

Your electronic delivery selections for account communications are listed below:

Electronic Delivery

Enrollment Communication

- ☒ Statements and Reports
- ☒ Trade Confirmations
- ☒ Tax Documents
- ☒ Notifications
- ☒ Prospectus
- ☒ Proxy/Shareholder Communications

You have not enrolled any of the above documents for electronic delivery. Please log in to your account or contact your Account Executive to make any changes to your electronic delivery preferences.

Income and Expense Summary

	Current Period		Year-to-Date	
	Taxable	Non Taxable	Taxable	Non Taxable
Interest Income				
Bond Interest	800.75	0.00	6,849.51	0.00
Other Interest	3,217.43	0.00	130,643.64	0.00
Total Income	\$4,018.18	\$0.00	\$137,493.15	\$0.00

Accrued Interest Summary

	Current Period		Year-to-Date	
	Taxable	Non Taxable	Taxable	Non Taxable
Accrued Interest Paid				
Certificates of Deposit	0.00	0.00	-32.83	0.00
U.S. Government Bonds	0.00	0.00	-252.18	0.00
Total Accrued Interest Paid	\$0.00	\$0.00	-\$285.01	\$0.00



December 1, 2021 - December 31, 2021
MEDINA CITY SCHOOLS

Portfolio Holdings

Description	Quantity	Opening Balance	Closing Balance	Accrued Income	30-Day Yield
CASH, MONEY FUNDS AND BANK DEPOSITS 1.00% of Portfolio					
Cash Balance		4,778.69	657.91		
TOTAL CASH, MONEY FUNDS AND BANK DEPOSITS		\$4,778.69	\$657.91	\$0.00	

Description	Quantity	Market Price	Market Value	Accrued Interest	Estimated Annual Income	Estimated Yield
FIXED INCOME 99.00% of Portfolio (In Maturity Date Sequence)						
Certificates of Deposit						
MAIN STR BK CORP WHEELING WV CTF DEP 2.950% 02/01/22 DTD 02/01/19 ACT/365 1ST CPN DTE 05/01/19 Security Identifier: 56034WASO	248,000.000	100.2400	248,595.20	1,202.63	7,316.00	2.94%
UBS BK USA SALT LAKE CITY UT CTF DEP 1.000% 03/11/22 B/E DTD 03/11/20 ACT/365 1ST CPN DTE 04/11/20 Security Identifier: 90348JSW1	248,000.000	100.1480	248,367.04	135.89	2,480.00	0.99%
PINNACLE BK NASHVILLE TENN CTF DEP ACT/365 1.000% 05/06/22 B/E DTD 05/06/20 ACT/365 Security Identifier: 72345SKR1	248,000.000	100.2620	248,649.76	373.70	2,480.00	0.99%
DELTA NATL BK & TR CO NEW YORK NY CTF DEP 1.100% 08/03/22 B/E DTD 03/30/20 ACT/365 Security Identifier: 24773RBM6	91,000.000	100.4950	91,450.45	252.31	1,001.00	1.09%
CAPITAL ONE NATL ASSN MCLEAN VA CTF DEP 2.050% 08/15/22 DTD 08/14/19 ACT/365 Security Identifier: 14042RMX6	248,000.000	101.1120	250,757.76	1,936.10	5,084.00	2.02%
LAKELAND BK NFLD N J CTF DEP 1.100% 09/30/22 B/E DTD 03/30/20 ACT/365 1ST CPN DTE 09/30/20 Security Identifier: 51164OAX2	248,000.000	100.5970	249,480.56	687.61	2,728.00	1.09%
SYNOVUS BK COLUMBUS GA CTF DEP 1.400% 10/17/22 B/E DTD 04/17/20 ACT/365 1ST CPN DTE 10/17/20 Security Identifier: 87164DRV4	248,000.000	100.8660	250,147.68	713.42	3,472.00	1.38%
SALLIE MAE BK SALT LAKE CITY UT CTF DEP 2.650% 01/31/23 DTD 01/31/18 ACT/365 1ST CPN DTE 07/31/18 Security Identifier: 795450J71	246,000.000	102.4570	252,044.22	2,732.62	6,519.00	2.58%
EAGLEBANK BETHESDA MD CTF DEP 1.650% 03/06/23 DTD 03/06/20 ACT/365 1ST CPN DTE 04/06/20 Security Identifier: 27002YEV4	248,000.000	101.4660	251,635.68	280.27	4,092.00	1.62%

Portfolio Holdings (continued)

Description	Quantity	Market Price	Market Value	Accrued Interest	Estimated Annual Income	Estimated Yield
FIXED INCOME (continued)						
Certificates of Deposit (continued)						
LIVE OAK BKG CO WILMINGTON N C CTF DEP 1.550% 03/06/23 DTD 03/06/20 ACT/365 Security Identifier: 538036JZ8	100,000.000	101.3480	101,348.00	127.40	1,550.00	1.52%
BANKUNITED NATL ASSN MIAMI LAKES FL CTF DEP 0.250% 03/20/23 B/E DTD 03/19/21 ACT/365 Security Identifier: 066519QQ5	248,000.000	99.7930	247,486.64	20.38	620.00	0.25%
MAINSTREET BK FAIRFAX VA CTF DEP ACT/365 0.200% 03/29/23 B/E DTD 03/29/21 ACT/365 Security Identifier: 56065GAL2	248,000.000	99.7180	247,300.64	2.72	496.00	0.20%
AMERICAN EXPRESS NATL BK BROKERED INTL CTF DEP PROGRAM INSTL CTF DEP 1.450% 03/31/23 B/E DTD 03/31/20 Security Identifier: 02589AB50	248,000.000	101.2720	251,154.56	906.39	3,596.00	1.43%
BANK LEUMI USA NEW YORK N Y CTF DEP 1.450% 03/31/23 B/E DTD 03/31/20 ACT/365 1ST CPN DTE 09/30/20 Security Identifier: 063248KR8	248,000.000	101.2720	251,154.56	906.39	3,596.00	1.43%
NORTHSTAR BK BAD AXE MICH CTF DEP 1.150% 03/31/23 B/E DTD 03/31/20 ACT/365 1ST CPN DTE 04/30/20 Security Identifier: 66704MEQ0	248,000.000	100.9010	250,234.48	0.00	2,852.00	1.13%
WEBBANK SALT LAKE CITY UTAH CTF DEP 0.200% 05/01/23 B/E DTD 04/30/21 ACT/365 CALLABLE 01/30/22 Security Identifier: 947547MSI	246,000.000	99.6630	245,170.98	83.57	492.00	0.20%
M Y SAFRA BK FSB NEW YORK N Y CTF DEP 0.250% 05/26/23 B/E DTD 11/27/20 ACT/365 CALLABLE 05/27/22 Security Identifier: 55406JBL5	248,000.000	99.6870	247,223.76	57.75	620.00	0.25%
HINGHAM INSTN SVGS MASS CTF DEP 0.200% 06/28/23 B/E DTD 06/28/21 ACT/365 1ST CPN DTE 12/28/21 Security Identifier: 433323EA6	248,000.000	99.5530	246,891.44	4.08	496.00	0.20%
WEX BK MIDVALE UTAH CTF DEP 0.250% 06/30/23 B/E DTD 06/30/21 ACT/365 1ST CPN DTE 12/30/21 Security Identifier: 92937CKM9	248,000.000	99.6240	247,067.52	1.70	620.00	0.25%
INDUSTRIAL & COML BK CHINA USA NATL ASSN N Y 0.250% 07/21/23 B/E DTD 07/22/21 ACT/365 Security Identifier: 45581ECL3	246,000.000	99.5830	244,974.18	272.96	615.00	0.25%
GOLDMAN SACHS BK USA NEW YORK CTF DEP 0.250% 08/07/23 B/E DTD 05/05/21 ACT/365 CALLABLE 01/05/22 Security Identifier: 38149MWB5	246,000.000	99.5490	244,890.54	43.81	615.00	0.25%
LIVE OAK BKG CO WILMINGTON N C CTF DEP 1.600% 09/06/23 DTD 03/06/20 ACT/365 Security Identifier: 538036KB9	147,000.000	101.7480	149,569.56	193.32	2,352.00	1.57%



December 1, 2021 - December 31, 2021
MEDINA CITY SCHOOLS

Portfolio Holdings (continued)

Description	Quantity	Market Price	Market Value	Accrued Interest	Estimated Annual Income	Estimated Yield
FIXED INCOME (continued)						
Certificates of Deposit (continued)						
SYNCHRONY BK RETAIL CTF DEP FIDELITY INSTL CTF DEP 0.350% 09/11/23 DTD 09/10/21 ACT/365 Security Identifier: 87165FZV9	248,000.000	99.6450	247,119.60	266.35	868.00	0.35%
BANK HAPOLIM B M NEW YORK BRH CTF DEP 0.300% 09/14/23 B/E DTD 09/14/20 ACT/365 1ST CPN DTE 03/14/21 Security Identifier: 06251A2E9	246,000.000	99.5550	244,905.30	218.37	738.00	0.30%
BANKWEST INC PIERRE S D CTF DEP 1.250% 10/24/23 B/E DTD 04/24/20 ACT/365 1ST CPN DTE 05/15/20 Security Identifier: 06652CHH7	248,000.000	101.1830	250,933.84	135.89	3,100.00	1.23%
NEW YORK CMNTY BK WESTBURY NEW YORK CTF DEP 0.300% 11/09/23 B/E DTD 11/09/20 ACT/365 Security Identifier: 649447UE7	248,000.000	99.4320	246,591.36	105.99	744.00	0.30%
BMW BK NORTH AMER SALT LAKE CITY UTAH CTF DEP 0.350% 01/16/24 B/E DTD 07/16/21 ACT/365 Security Identifier: 05580AA95	246,000.000	99.3700	244,450.20	396.30	861.00	0.35%
DELTA NATL BK & TR CO NEW YORK NY CTF DEP 1.200% 03/04/24 B/E DTD 03/31/20 ACT/365 Security Identifier: 24773RBN4	141,000.000	101.0950	142,543.95	426.48	1,692.00	1.18%
THIRD FED SVGS & LN ASSN OF CLEVELAND CTF DEP 0.400% 03/15/24 B/E DTD 09/15/21 ACT/365 Security Identifier: 88413QDC9	245,000.000	99.3420	243,387.90	287.29	980.00	0.40%
PREFERRED BK LOS ANGELES CALIF CTF DEP 1.100% 03/27/24 DTD 03/27/20 ACT/365 Security Identifier: 740367KG1	227,000.000	100.8680	228,970.36	27.36	2,497.00	1.09%
SECURITY ST BK FARWELL TEX CTF DEP 0.400% 03/28/24 B/E DTD 03/31/21 ACT/365 CALLABLE 12/31/21 Security Identifier: 81500JBG7	248,000.000	99.3100	246,288.80	0.00	992.00	0.40%
PACIFIC WESTN BK BEVERLY HILLS CALIF CTF DEP 1.300% 04/16/24 B/E DTD 04/16/20 ACT/365 Security Identifier: 69506YRH4	248,000.000	101.3100	251,248.80	671.30	3,224.00	1.28%
CENTERSTATE BK FLA NA WINTERHAVEN FL CTF DEP 1.050% 04/30/24 B/E DTD 04/30/20 ACT/365 Security Identifier: 15201QDH7	248,000.000	100.7330	249,817.84	442.32	2,604.00	1.04%

Portfolio Holdings (continued)

Description	Quantity	Market Price	Market Value	Accrued Interest	Estimated Annual Income	Estimated Yield
FIXED INCOME (continued)						
Certificates of Deposit (continued)						
LINCOLN SVGS BK REINBECK IOWA CTF DEP CT/365 0.600% 06/24/24 B/E DTD 06/24/20 ACT/365 Security Identifier: 534732AV4	248,000.000	99.5820	246,963.36	28.54	1,488.00	0.60%
FIRST KEYSTONE CMNTY BK BERWICK PA CTF DEP 0.600% 06/28/24 B/E DTD 06/30/20 ACT/365 Security Identifier: 320655RAK1	248,000.000	99.5720	246,938.56	4.08	1,488.00	0.60%
FLAGSTAR BK FSB TROY MICH CTF DEP 0.500% 07/17/24 B/E DTD 07/17/20 ACT/365 1ST CPN DTE 01/17/21 Security Identifier: 33847E3V7	248,000.000	99.2800	246,214.40	567.34	1,240.00	0.50%
TOYOTA FINL SVGS BK HEND NV CTF DEP 0.600% 08/12/24 B/E DTD 08/12/21 ACT/365 1ST CPN DTE 02/12/22 Security Identifier: 89235MLG4	248,000.000	99.4730	246,693.04	574.82	1,488.00	0.60%
INSTITUTION FOR SVGS IN NEWBURYPORT & ITS VIC MA CTF DEP 0.700% 10/28/24 B/E DTD 10/28/21 ACT/365 Security Identifier: 45780PBBO	249,000.000	99.5640	247,914.36	14.33	1,743.00	0.70%
MAGNOLIA BK INC KY CTF DEP 0.400% 10/30/24 B/E DTD 10/30/20 ACT/365 CALLABLE 01/30/22 Security Identifier: 559582AK7	247,000.000	98.7180	243,833.46	2.71	988.00	0.40%
CAPITAL ONE BK USA NATL ASSN GLEN ALLEN VA CTF DEP 0.700% 11/18/24 B/E DTD 11/17/21 ACT/365 Security Identifier: 14042TDV6	246,000.000	99.5150	244,806.90	207.58	1,722.00	0.70%
COMMERCIAL BK WEST LIBERTY KY CTF DEP 1.100% 03/17/25 DTD 03/17/20 ACT/365 CALLABLE 01/17/22 Security Identifier: 201525AC6	248,000.000	100.0380	248,094.24	104.64	2,728.00	1.09%
STATE BK INDIA CHICAGO ILL CTF DEP 0.950% 07/10/25 B/E DTD 07/10/20 ACT/365 1ST CPN DTE 01/10/21 Security Identifier: 856283P26	246,000.000	99.7480	245,380.08	1,114.08	2,337.00	0.95%
BANK BARODA NEW YORK BRH CTF DEP 0.650% 07/22/25 B/E DTD 07/22/20 ACT/365 1ST CPN DTE 01/22/21 Security Identifier: 06063HMT7	246,000.000	98.6720	242,733.12	709.69	1,599.00	0.65%
TEXAS EXCHANGE BK SSB CROWLEY CTF DEP 0.850% 11/14/25 B/E DTD 10/08/21 ACT/365 CALLABLE 01/08/22 Security Identifier: 88241TLZ1	248,000.000	99.0360	245,609.28	132.83	2,108.00	0.85%
TIAA FSB JACKSONVILLE FLA CTF DEP 0.500% 02/12/26 B/E DTD 02/12/21 ACT/365 Security Identifier: 87270LDL4	246,000.000	97.3690	239,527.74	475.15	1,230.00	0.51%
Total Certificates of Deposit	10,603,000.000		\$10,606,561.70	\$17,848.46	\$92,151.00	

December 1, 2021 - December 31, 2021
MEDINA CITY SCHOOLS

Portfolio Holdings (continued)

Description	Quantity	Market Price	Market Value	Accrued Interest	Estimated Annual Income	Estimated Yield
FIXED INCOME (continued)						
U.S. Government Bonds						
FEDERAL FARM CR BKS CONS SYSTEMWIDE BDS 0.140% 05/18/23 B/E DTD 05/18/21 CALLABLE 01/05/22 @ 100.000 Moody Rating Aaa S & P Rating AA+ Security Identifier: 3133EMZPO	495,000.000	99.4940	492,495.30	82.78	693.00	0.14%
FEDERAL AGRIC MTG CORP MEDIUM TERM NTS FED 0.260% 09/29/23 B/E DTD 09/29/20 CALLABLE 03/29/22 Security Identifier: 31422BW97	740,000.000	99.3490	735,182.60	491.69	1,924.00	0.26%
FEDERAL HOME LN MTG CORP MEDIUM TERM NTS FED 0.300% 12/29/23 B/E DTD 09/29/20 CALLABLE 03/29/22 Moody Rating Aaa Security Identifier: 3134GWY2	248,000.000	99.1350	245,854.80	4.13	744.00	0.30%
FEDERAL HOME LN BKS CONS BD 0.350% 04/23/24 B/E DTD 06/23/21 CALLABLE 03/23/22 @ 100.000 Moody Rating Aaa S & P Rating AA+ Security Identifier: 3130AMQQ8	245,000.000	99.2330	243,120.85	19.06	857.50	0.35%
FEDERAL HOME LN MTG CORP MEDIUM TERM NTS FED 0.625% 09/15/25 B/E DTD 09/15/20 CALLABLE 09/15/22 Moody Rating Aaa Security Identifier: 3134GWB70	248,000.000	98.1110	243,315.28	456.39	1,550.00	0.63%
Total U.S. Government Bonds	1,976,000.000		\$1,959,968.83	\$1,054.05	\$5,768.50	
TOTAL FIXED INCOME	12,579,000.000		\$12,566,530.53	\$18,902.51	\$97,919.50	
Total Portfolio Holdings				Market Value	Accrued Interest	Estimated Annual Income
				\$12,567,188.44	\$18,902.51	\$97,919.50

Portfolio Holdings Disclosures

Pricing

This section includes the net market value of the securities in your account on a settlement date basis, including short positions, at the close of the statement period. The market prices, unless otherwise noted, have been obtained from independent vendor services, which we believe to be reliable. In some cases the pricing vendor may provide prices quoted by a single broker or market maker. Market prices do not constitute a bid or an offer, and may differ from the actual sale price. Securities for which a price is not available are marked "N/A" and are omitted from the Total.

THE AS OF PRICE DATE ONLY APPEARS WHEN THE PRICE DATE DOES NOT EQUAL THE STATEMENT DATE.

Portfolio Holdings Disclosures (continued)

Estimated Annual Figures

The estimated annual income (EAI) and estimated annual yield (EAY) figures are estimates and for informational purposes only. These figures are not considered to be a forecast or guarantee of future results. These figures are computed using information from providers believed to be reliable; however, no assurance can be made as to the accuracy. Since interest and dividend rates are subject to change at any time, and may be affected by current and future economic, political, and business conditions, they should not be relied on for making investment, trading, or tax decisions. These figures assume that the position quantities, interest and dividend rates, and prices remain constant. A capital gain or return of principal may be included in the figures for certain securities, thereby overstating them. Refer to www.pershing.com/disclosures for specific details as to formulas used to calculate the figures. Accrued interest represents interest earned but not yet received.

Reinvestment

The dollar amount of Mutual Fund distributions, Money Market Fund dividend income, Bank Deposit interest income, or dividends for other securities shown on your statement may have been reinvested. You will not receive confirmation of these reinvestments. Upon written request to your financial institution, information pertaining to these transactions, including the time of execution and the name of the person from whom your security was purchased, may be obtained. In dividend reinvestment transactions, Pershing acts as your agent and receives payment for order flow.

Option Disclosure

Information with respect to commissions and other charges incurred in connection with the execution of option transactions has been included in confirmations previously furnished to you. A summary of this information is available to you promptly upon your written request directed to your introducing firm. In order to assist your introducing firm in maintaining current background and financial information concerning your option accounts, please promptly advise them in writing of any material change in your investment objectives or financial situation. Expiring options which are valuable are exercised automatically pursuant to the exercise by exception procedure of the Options Clearing Corporation. Additional information regarding this procedure is available upon written request to your introducing firm.

Certificates of Deposit

Certificates of Deposit acquired through the Certificate of Deposit Account Registry Service ("CDARS") and held in your brokerage account are subject to Securities Investor Protection Corporation (SIPC) coverage. Please see additional information about SIPC under Important Information and Disclosures on this statement.

Please be advised that the secondary market for CDs is generally illiquid; the actual value of CDs may be different from their purchase price; and a significant loss of principal could result if your CDs are sold prior to maturity. In the event that the CDs listed above do not indicate a market valuation, an accurate market value could not be determined. In the event that a price is listed above for your CDs, Pershing has obtained a price from sources deemed to be reliable or has priced your CDs using a matrix formula. Prices are estimates and the actual value you may obtain for your CD may be different if you elect to sell your CD in the secondary market.

Foreign Currency Transactions

Pershing will execute foreign currency transactions as principal for your account. Pershing may automatically convert foreign currency to or from U.S. dollars for dividends and similar corporate action transactions unless you instruct your financial organization otherwise. Pershing's currency conversion rate will not exceed the highest interbank conversion rate identified from customary banking sources on the conversion date or the prior business day, increased by up to 1%, unless a particular rate is required by applicable law. Your financial organization may also increase the currency conversion rate. This conversion rate may differ from rates in effect on the date you executed a transaction, incurred a charge, or received a credit. Transactions converted by agents (such as depositories) will be billed at the rates such agents use.

Proxy Vote

Securities not fully paid for in your margin account may be lent by Pershing to itself or others in accordance with the terms outlined in the Margin Agreement. The right to vote your shares held on margin may be reduced by the amount of shares on loan. The Proxy Voting Instruction Form sent to you may reflect a smaller number of shares entitled to vote than the number of shares in your margin account.

Ratings

This statement may contain credit rating information obtained from Standard & Poor's. Reproducing and distributing any information received from Standard & Poor's is not permitted without prior written authorization from Standard & Poor's. Standard & Poor's does not guarantee the accuracy, completeness, timeliness or availability of any information. Standard & Poor's is not responsible for any errors or omissions, regardless of the cause, or for the results of using such content. Standard & Poor's makes no express or implied warranties



December 1, 2021 - December 31, 2021
MEDINA CITY SCHOOLS

Portfolio Holdings Disclosures (continued)
Ratings (continued)

including warranties of merchantability or fitness for a particular purpose. Standard & Poor's shall not be legally responsible for any fees, costs, expenses or losses in connection with the use of their content. Credit ratings are opinions and not statements of facts; are not recommendations to purchase, hold or sell securities; and do not address suitability for investment purpose. Credit ratings should not be relied upon as investment advice.

Activity Summary (All amounts shown are in base currency)

	Credits This Period	Debits This Period	Net This Period	Credits Year-to-Date	Debits Year-to-Date	Net Year-to-Date
Securities						
Securities Bought	0.00	0.00	0.00	0.00	-4,693,467.76	-4,693,467.76
Total Securities	\$0.00	\$0.00	\$0.00	\$0.00	-\$4,693,467.76	-\$4,693,467.76
Dividends and Interest	\$4,018.18	\$0.00	\$4,018.18	\$137,493.15	\$0.00	\$137,493.15
Distributions	\$0.00	\$0.00	\$0.00	\$5,432,000.00	\$0.00	\$5,432,000.00
Cash						
Withdrawals	0.00	-8,138.96	-8,138.96	0.00	-5,573,780.51	-5,573,780.51
Deposits	0.00	0.00	0.00	4,693,454.17	0.00	4,693,454.17
Total Cash	\$0.00	-\$8,138.96	-\$8,138.96	\$4,693,454.17	-\$5,573,780.51	-\$880,326.34
Totals	\$4,018.18	-\$8,138.96	-\$4,120.78	\$10,262,947.32	-\$10,267,248.27	-\$4,300.95

Transactions by Type of Activity

Process/ Settlement Date	Activity Type	Description	Quantity	Price	Accrued Interest	Amount	Currency
Dividends and Interest							
12/01/21	BOND INTEREST RECEIVED 538036JZ8	100000 LIVE OAK BKG CO WILMINGTON N C CTF DEP 1.550% 03/06/23 DTD 03/06/20 RD 11/16 PD 12/01/21				127.40	USD
12/01/21	BOND INTEREST RECEIVED 538036KB9	147000 LIVE OAK BKG CO WILMINGTON N C CTF DEP 1.600% 09/06/23 DTD 03/06/20 RD 11/16 PD 12/01/21				193.31	USD
12/06/21	BOND INTEREST RECEIVED 27002YEV4	248000 EAGLEBANK BETHESDA MD CTF DEP 1.650% 03/06/23 DTD 03/06/20 RD 11/21 PD 12/06/21				336.33	USD

Transactions by Type of Activity (continued)

Process/ Settlement Date	Activity Type	Description	Quantity	Price	Accrued Interest	Amount	Currency
Dividends and Interest (continued)							
12/06/21	BOND INTEREST RECEIVED 38149MWB5	246000 GOLDMAN SACHS BK USA NEW YORK CTF DEP 0.250% 08/07/23 B/E DTD 05/05/21 CLB RD 11/20 PD 12/05/21				50.55	USD
12/08/21	BOND INTEREST RECEIVED 88241TLZ1	248000 TEXAS EXCHANGE BK SSB CROWLEY CTF DEP 0.850% 11/14/25 B/E DTD 10/08/21 CLB RD 11/23 PD 12/08/21				173.26	USD
12/13/21	BOND INTEREST RECEIVED 90348JSW1	248000 UBS BK USA SALT LAKE CITY UT CTF DEP 1.000% 03/11/22 B/E DTD 03/11/20 RD 11/26 PD 12/11/21				203.84	USD
12/15/21	BOND INTEREST RECEIVED 06652CHH7	248000 BANKWEST INC PIERRE S D CTF DEP 1.250% 10/24/23 B/E DTD 04/24/20 RD 11/30 PD 12/15/21				254.79	USD
12/17/21	BOND INTEREST RECEIVED 201525AC6	248000 COMMERCIAL BK WEST LIBERTY KY CTF DEP 1.100% 03/17/25 DTD 03/17/20 CLB RD 12/02 PD 12/17/21				224.22	USD
12/20/21	BOND INTEREST RECEIVED 066519QQ5	248000 BANKUNITED NATL ASSN MIAMI LAKES FL CTF DEP 0.250% 03/20/23 B/E DTD 03/19/21 CLB RD 12/04 PD 12/19/21				50.96	USD
12/23/21	BOND INTEREST RECEIVED 3130AMQQ8	245000 FEDERAL HOME LN BKS CONS BD 0.350% 04/23/24 B/E DTD 06/23/21 CLB RD 12/22 PD 12/23/21				428.75	USD
12/27/21	BOND INTEREST RECEIVED 534732AV4	248000 LINCOLN SVGS BK REINBECK IOWA CTF DEP CT/365 0.600% 06/24/24 B/E DTD 06/24/20 CLB RD 12/09 PD 12/24/21				122.30	USD
12/27/21	BOND INTEREST RECEIVED 740367KG1	227000 PREFERRED BK LOS ANGELES CALIF CTF DEP 1.100% 03/27/24 DTD 03/27/20 RD 12/12 PD 12/27/21				205.23	USD
12/28/21	BOND INTEREST RECEIVED 433323EA6	248000 HINGHAM INSTN SVGS MASS CTF DEP 0.200% 06/28/23 B/E DTD 06/28/21 RD 12/13 PD 12/28/21				248.68	USD
12/28/21	BOND INTEREST RECEIVED 45780PBBO	249000 INSTITUTION FOR SVGS IN NEWBURYPORT & ITS VIC MA CTF DEP 0.700% 10/28/24 B/E DTD 10/28/21 CLB RD 12/13 PD 12/28/21				143.26	USD
12/29/21	BOND INTEREST RECEIVED 3134GWTY2	248000 FEDERAL HOME LN MTG CORP MEDIUM TERM NTS FED 0.300% 12/29/23 B/E DTD 09/29/20 CLB RD 12/28 PD 12/29/21				372.00	USD
12/29/21	BOND INTEREST RECEIVED 56065GAL2	248000 MAINSTREET BK FAIRFAX VA CTF DEP ACT/365 0.200% 03/29/23 B/E DTD 03/29/21 RD 12/14 PD 12/29/21				40.77	USD
12/30/21	BOND INTEREST RECEIVED 32065RAK1	248000 FIRST KEYSTONE CMNTY BK BERWICK PA CTF DEP 0.600% 06/28/24 B/E DTD 06/30/20 CLB RD 12/15 PD 12/30/21				122.30	USD
12/30/21	BOND INTEREST RECEIVED 559582AK7	247000 MAGNOLIA BK INC KY CTF DEP 0.400% 10/30/24 B/E DTD 10/30/20 CLB RD 12/15 PD 12/30/21				81.21	USD



December 1, 2021 - December 31, 2021
 MEDINA CITY SCHOOLS



Transactions by Type of Activity (continued)

Process/ Settlement Date	Activity Type	Description	Quantity	Price	Accrued Interest	Amount	Currency
Dividends and Interest (continued)							
12/31/21	BOND INTEREST RECEIVED 66704MEQ0	248000 NORTHSTAR BK BAD AXE MICH CTF DEP 1.150% 03/31/23 B/E DTD 03/31/20 RD 12/16 PD 12/31/21				242.22	USD
12/31/21	BOND INTEREST RECEIVED 81500JBG7	248000 SECURITY ST BK FARWELL TEX CTF DEP 0.400% 03/28/24 B/E DTD 03/31/21 CLB RD 12/30 PD 12/31/21				84.25	USD
12/31/21	BOND INTEREST RECEIVED 92937CKM9	248000 WEX BK MIDVALE UTAH CTF DEP 0.250% 06/30/23 B/E DTD 06/30/21 RD 12/30 PD 12/31/21				312.55	USD
Total Dividends and Interest					\$0.00	\$4,018.18	USD
Cash Withdrawals and Deposits							
12/01/21	ELECTRONIC TRANSACTION USD999997	SEND TO BANK FOR ACH ACH HUNTINGTON NATIONAL BANK				-4,759.80	USD
12/31/21	ELECTRONIC TRANSACTION USD999997	SEND TO BANK FOR ACH ACH HUNTINGTON NATIONAL BANK				-3,379.16	USD
Total Cash Withdrawals and Deposits					\$0.00	-\$8,138.96	USD
Total Value of Transactions					\$0.00	-\$4,120.78	USD

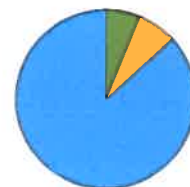
The price and quantity displayed may have been rounded.

Fixed Income Analysis

Bond Quality

Bond Quality	Market Value	% of Bond Market Value	Percent of Fixed Income
AAA	1,224,786.23	10%	
Not Rated	11,341,744.30	90%	
Total	12,566,530.53	100%	

Bond Maturity Schedule



Bond Maturity	Market Value	% of Bond Market Value
1 to 6 months	745,612.00	6%
7 to 12 months	841,836.45	7%
1 to 5 years	10,979,082.08	87%
Total	12,566,530.53	100%

Percentages of bond market values are rounded to the nearest whole percentage.

Bond quality ratings reflect Moody's or Standard and Poor's ratings. Bonds may be rated by other services. Bonds that are in default are not included. Please refer to your Portfolio Holdings section.

Messages

Please note the following information for Pershing's 2021 IRS Form 1099 (B, DIV, INT, MISC and OID): Your Form 1099 will be delivered as early as possible, beginning January 31, 2022. By February 15, you will be mailed either your Form 1099 or a special Pending 1099 Notice. The Pending 1099 Notice will be sent if we have not received and processed final information from issuers and trustees of securities that you hold by the as of date of the February 15 1099 mailing. You will also be sent the notice if your information is still being reviewed and finalized. The notice will inform you of the securities that are pending final reporting and provides the anticipated mail date of your 1099. Your 1099 will be mailed no later than March 15, 2022.

Although a money market mutual fund seeks to preserve the value of your investment at \$1 per share, it is possible to lose money by investing in a money market mutual fund. Shares of a money market mutual fund or the balance of a bank deposit product held in your brokerage account may be liquidated upon request with the proceeds credited to your brokerage account. Please see the money market mutual fund's prospectus or the bank deposit product's disclosure document or contact your Investment Professional for additional information. Pursuant to SEC Rule 10b-10(b)(1) confirmations are not sent for purchases into money market mutual funds processed on the sweep platform. Pursuant to applicable regulation, account statements will be produced monthly or quarterly.

eDelivery

Going digital is more important than ever before, and the benefits of electronic delivery--speed, convenience and safety--are clear. We offer eDelivery for account statements, prospectus documents, proxy or shareholder communications, tax documents, trade confirmations and more.

To enroll, log in to your brokerage account and look for the one-click eDelivery pop-up or simply select 'Go Paperless' at the top of any page and follow the on-screen prompts for set-up. Enrollment can be activated as quickly as the day you register, and you will be notified when documents are available in an online, password-protected portal.

Contact your financial professional if you have any questions about any of our efficient digital tools.

FINANCIAL INDUSTRY REGULATORY AUTHORITY® (FINRA®) INVESTOR EDUCATION AND PROTECTION

A brochure that includes information describing FINRA BrokerCheck® may be obtained from FINRA at www.finra.org The FINRA BrokerCheck hotline number is (800) 289-9999.

MUNICIPAL SECURITIES RULEMAKING BOARD® (MSRB®) RULE G-10 INVESTOR AND MUNICIPAL ADVISORY CLIENT EDUCATION AND PROTECTION

An investor brochure that describes the protections available under MSRB rules and instructions on how to file a complaint with an appropriate regulatory authority can be found on

December 1, 2021 - December 31, 2021
MEDINA CITY SCHOOLS

Messages (continued)

the MSRB website at www.msrb.org Multi-Bank Securities, Inc. is registered with the Securities and Exchange Commission (SEC) and MSRB, and is a member of FINRA

MSRB RULE G-42 Duties of NON-SOLICITOR MUNICIPAL ADVISORS

MSRB RULE G-42 requires that Multi-Bank Securities, Inc. provide you with information concerning legal and disciplinary events. These events will be on FORM MA and FORM MA-I (For employees)

These forms are filed with the Securities and Exchange Commission and can be found here <https://www.sec.gov/edgar/browse/?CIK=831157>

FINRA RULE 2266 SIPC DISCLOSURE

Multi-Bank Securities, Inc. is a member of the Securities Investor Protection Corporation ("SIPC") Information about SIPC, including the SIPC brochure, can be obtained by contacting SIPC directly at www.sipc.org or calling 202-371-8300

FINCEN FINAL RULE – ULTIMATE BENEFICIAL OWNER

Multi-Bank Securities Inc. is required, in certain circumstances, to secure Ultimate Beneficial Ownership information, and will continue to use Appendix A to the Final Rule

The PDF certificate can be found here https://www.fincen.gov/sites/default/files/shared/CDD_Rev7.0_Mar_2019_Certificate.pdf

REGULATION BEST INTEREST

Multi-Bank Securities, Inc., under limited circumstances, allows for natural person retail accounts to be maintained.

Our FORM CRS can be found here: https://files.brokercheck.finra.org/crs_22098.pdf

BUSINESS CONTINUITY PLAN

We plan to quickly recover and resume business operations after a significant business disruption and respond by safeguarding our employees and property, making a financial and operational assessment, protecting the Firm's books and records and allowing our customers to transact business.

We test our BCP on a regular and rigorous basis, ensuring that our critical staff are trained to facilitate customer access in any situation.

Messages (continued)

In the event of significant business disruption(s):

If DIRECT local contact through telephone services becomes unavailable, we will reroute phone calls across the country.

If any office were to suffer loss of functionality or access, we will operate in a secure remote setting, allocating necessary functionality in these locations to those critical business units necessary to maintain continuity.

Our BCP description can be found online at <https://mbssecurities.com/business-continuity/>

LEGAL ENTITY IDENTIFIER - 2549005VYPQV10HMKP26

Can be found here <https://search.gleif.org/#/record/2549005VYPQV10HMKP26>

Please be advised that beginning March 1, 2022, Pershing will be implementing a change to client accounts governed by a margin agreement. Under the new process, eligible settled long positions will be maintained in a client's margin account type. Accounts that are not governed by a margin agreement will not be affected by this change.

Please contact your financial organization if you wish to learn more about this change.

Cash Not Yet Received

Security	Record Date	Payable Date	Quantity Held	Rate	Dividend Option	Amount of Payment
Interest						
BMW BK NORTH AMER SALT LAKE CITY UTAH CTF DEP	01/01/22	01/16/22	246,000.000	0.001764	Cash	434.04
BANKWEST INC PIERRE S D CTF DEP 1.250% 10/24/23 B/E	12/31/21	01/15/22	248,000.000	0.001062	Cash	263.29
COMMERCIAL BK WEST LIBERTY KY CTF DEP 1.100% 03/17/25	01/02/22	01/17/22	248,000.000	0.000934	Cash	231.69
EAGLEBANK BETHESDA MD CTF DEP 1.650% 03/06/23	12/22/21	01/06/22	248,000.000	0.001401	Cash	347.54
FLAGSTAR BK FSB TROY MICH CTF DEP 0.500% 07/17/24 B/E	01/02/22	01/17/22	248,000.000	0.002521	Cash	625.10
GOLDMAN SACHS BK USA NEW YORK CTF DEP 0.250% 08/07/23 B/E	12/21/21	01/05/22	246,000.000	0.000212	Cash	52.23
TEXAS EXCHANGE BK SSB CROWLEY CTF DEP 0.850% 11/14/25 B/E	12/24/21	01/08/22	248,000.000	0.000722	Cash	179.04
UBS BK USA SALT LAKE CITY UT CTF DEP 1.000% 03/11/22 B/E	12/27/21	01/11/22	248,000.000	0.000849	Cash	210.63
LIVE OAK BKG CO WILMINGTON N C CTF DEP	12/17/21	01/01/22	100,000.000	1.316438	Cash	131.64



December 1, 2021 - December 31, 2021
MEDINA CITY SCHOOLS**Cash Not Yet Received (continued)**

Security	Record Date	Payable Date	Quantity Held	Rate	Dividend Option	Amount of Payment
Interest (continued)						
LIVE OAK BKG CO WILMINGTON N C CTF DEP	12/17/21	01/01/22	147,000.000	1.358904	Cash	199.76
Total Cash Not Yet Received						\$2,674.96

Assets shown here are not reflected in your account. This information has been received from sources we believe to be reliable. Pershing does not guarantee the accuracy of the information.

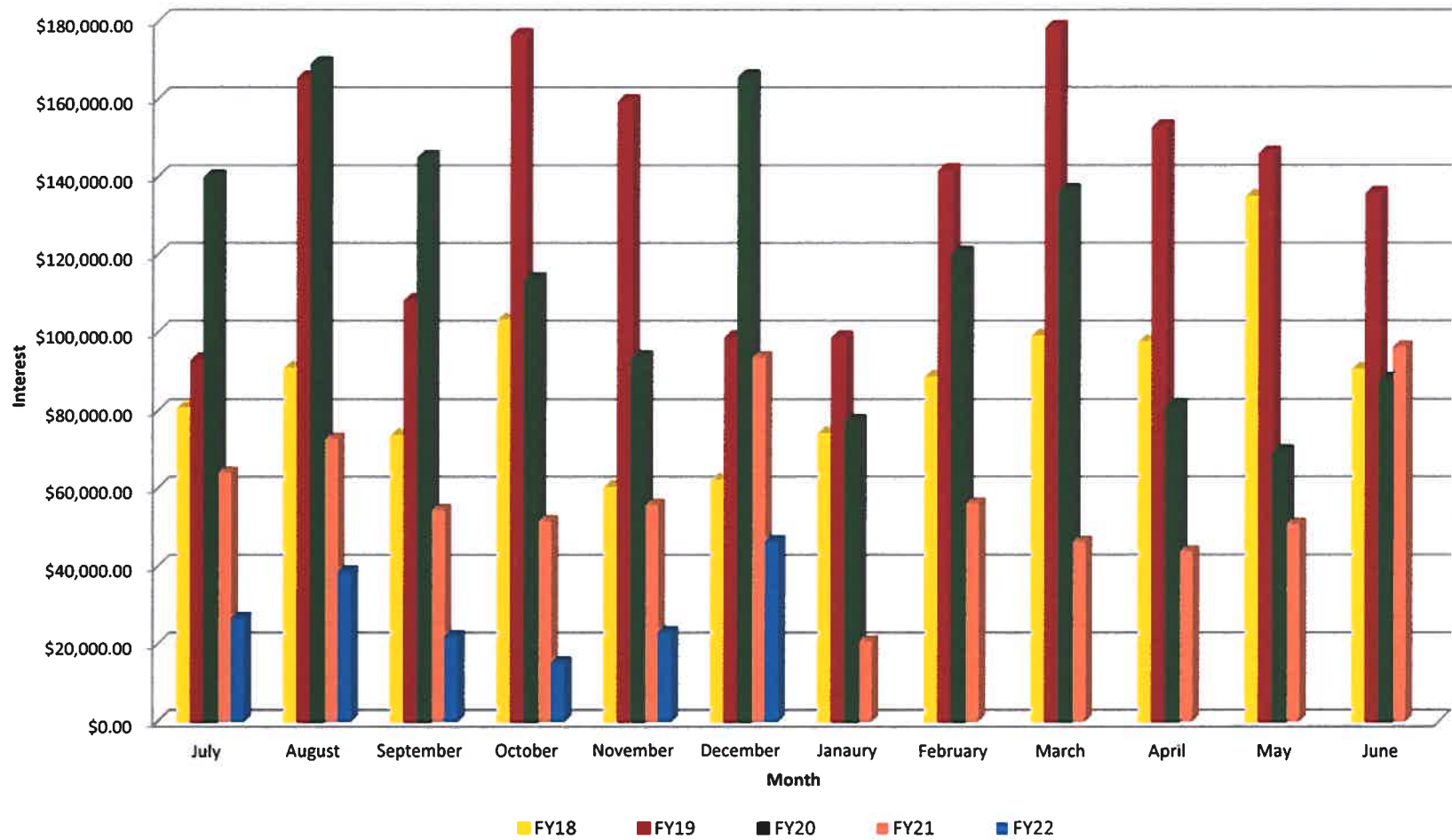
Important Information and Disclosures**The Role of Pershing**

- Pershing carries your account as clearing broker pursuant to a clearing agreement with your financial institution. Pershing may accept from your financial institution without inquiry or investigation (i) orders for the purchase and sale of securities and other property and (ii) any other instructions concerning your account. Pershing is not responsible or liable for any acts or omissions of your financial institution or its employees and it does not supervise them. Pershing provides no investment advice nor does it assess the suitability of any transaction or order. Pershing acts as the agent of your financial institution and you agree that you will not hold Pershing or any person controlling or under common control with it liable for any investment losses incurred by you.
- Pershing performs several key functions at the direction of your financial institution. It acts as custodian for funds and securities you may deposit with it directly or through your financial institution or that it receives as the result of securities transactions it processes.
- Your financial institution is responsible for adherence to the securities laws, regulations and rules which apply to it regarding its own operations and the supervision of your account, its sales representatives and other personnel. Your financial institution is also responsible for approving the opening of accounts and obtaining account documents; the acceptance and, in certain instances, execution of securities orders; the assessment of the suitability of those transactions, where applicable; the rendering of investment advice, if any, to you and in general, for the ongoing relationship that it has with you.
- Inquiries concerning the positions and balances in your account may be directed to the Pershing Customer Service Department at (201) 413-3333. All other inquiries regarding your account or activity should be directed to your financial institution. Your financial organization's contact information can be found on the first page of this statement.
- For a description of other functions performed by Pershing please consult the Disclosure Statement provided to you upon the opening of your account. This notice is not meant as a definitive enumeration of every possible circumstance, but as a general disclosure. If you have any questions regarding this notice or if you would like additional copies of the Disclosure Statement, please contact your financial institution.
- Pershing is a member of the Securities Investor Protection Corporation (SIPC®). Please note that SIPC does not protect against loss due to market fluctuation. In addition to SIPC protection, Pershing provides coverage in excess of SIPC limits. For more detailed information please visit: www.pershing.com/about/strength-and-stability.
- This statement will be deemed conclusive. You are advised to report any inaccuracy or discrepancy (including unauthorized trading) promptly, but no later than ten days after receipt of this statement, to your financial organization and Pershing. Please be advised that any oral communication should be re-confirmed in writing to further protect your rights, including your rights under the Securities Investor Protection Act.
- Your financial organization's contact information can be found on the first page of this statement. Pershing's contact information is as follows: **Pershing LLC, Legal Department, One Pershing Plaza, Jersey City, New Jersey 07399; (201) 413-3330.** Errors and Omissions excepted.

Important Arbitration Disclosures

- All parties to this agreement are giving up the right to sue each other in court, including the right to a trial by jury, except as provided by the rules of the arbitration forum in which a claim is filed.
- Arbitration awards are generally final and binding; a party's ability to have a court reverse or modify an arbitration award is very limited.

Total Monthly Interest Earnings



EFINANCEPLUS
 DATE: 01/11/2022
 TIME: 15:50:24
 SELECTION CRITERIA : ALL

MEDINA CITY SCHOOLS
 OH Cash Position Report

PAGE NUMBER: 1

ACCOUNTING PERIOD : 6/22

FUND	SCC	DESCRIPTION	BEGIN	MTD RECEIPTS	FYTD RECEIPTS	MTD EXPENDITURES	FYTD EXPENDITURES	CURRENT FUND BALANCE	CURRENT ENCUMBRANCE	UNENCUMBERED FUND BALANCE
001	0000	GENERAL FUND	30,154,351.08	1,403,239.50	33,225,884.58	7,623,577.07	38,931,948.81	24,448,286.85	2,553,631.95	21,894,654.90
001	0950	GENERAL FUND - CHROME	0.00	3,690.00	93,685.98	0.00	0.00	93,685.98	0.00	93,685.98
001	2000		0.00	0.00	54,135.28	0.00	0.00	54,135.28	0.00	54,135.28
Total For Fund 001:			30,154,351.08	1,406,929.50	33,373,705.84	7,623,577.07	38,931,948.81	24,596,108.11	2,553,631.95	22,042,476.16
002	9000	BOND RETIRE - ELEM/HIGH	3,561,305.29	0.00	2,066,453.11	3,678,143.25	3,704,225.82	1,923,532.58	495,518.25	1,428,014.33
002	9012	SALES TAX - COPS	0.00	1,321,943.75	1,321,943.75	0.00	1,321,943.75	0.00	405,818.75	-405,818.75
002	9014	ENERGY & TRANSP NOTES	0.00	0.00	339,212.52	0.00	339,212.52	0.00	0.00	0.00
Total For Fund 002:			3,561,305.29	1,321,943.75	3,727,609.38	3,678,143.25	5,365,382.09	1,923,532.58	901,337.00	1,022,195.58
003	0000	PERMANENT IMPROVEMENT	185,994.61	0.00	0.00	0.00	0.00	185,994.61	0.00	185,994.61
003	9000	PERMANENT IMPROVEMENT	13,601.14	0.00	0.00	0.00	0.00	13,601.14	0.00	13,601.14
003	9001	REC CENTER-PERMANENT IMP	237,578.90	0.00	72.60	0.00	134,652.70	102,998.80	13,867.20	89,131.60
Total For Fund 003:			437,174.65	0.00	72.60	0.00	134,652.70	302,594.55	13,867.20	288,727.35
006	0000	LUNCHROOM FUND	54,793.54	27,076.05	196,474.17	186,072.86	841,399.72	-590,132.01	35,590.06	-625,722.07
006	9006	FEDERAL FUNDS	0.00	395,294.46	1,438,646.44	134,354.57	542,234.01	896,412.43	191,233.14	705,179.29

EFINANCEPLUS
 DATE:01/11/2022
 TIME:15:50:24
 SELECTION CRITERIA : ALL

MEDINA CITY SCHOOLS
 OH Cash Position Report

PAGE NUMBER: 2

ACCOUNTING PERIOD : 6/22

FUND	SCC	DESCRIPTION	BEGIN	MTD	FYTD	MTD	FYTD	CURRENT	CURRENT	UNENCUMBERED
			BALANCE	RECEIPTS	RECEIPTS	EXPENDITURES	EXPENDITURES	FUND BALANCE	ENCUMBRANCE	FUND BALANCE
006	9022	P-EBT ADMINISTRATIVE FUND	0.00	3,063.00	3,063.00	0.00	0.00	3,063.00	0.00	3,063.00
Total For Fund 006:			54,793.54	425,433.51	1,638,183.61	320,427.43	1,383,633.73	309,343.42	226,823.20	82,520.22
007	9004	COLLINS SCH/POST-GRADUATE	1,004.45	18,034.98	18,038.22	0.00	0.00	19,042.67	20,000.00	-957.33
007	9022		0.00	22.14	12,053.91	0.00	0.00	12,053.91	0.00	12,053.91
007	9110	ART TRUST - GARFIELD	11,304.69	20.87	57.42	0.00	0.00	11,362.11	0.00	11,362.11
007	9111	CHARLES STANGEL SCH	12.75	0.02	0.07	0.00	0.00	12.82	0.00	12.82
007	9333	RIOS STUDENT LEADER SCH	26,523.67	48.97	134.72	0.00	0.00	26,658.39	6,000.00	20,658.39
007	9901	BIXLER SCHOLARSHIP FUND	125.00	0.23	0.55	0.00	0.00	125.55	0.00	125.55
Total For Fund 007:			38,970.56	18,127.21	30,284.89	0.00	0.00	69,255.45	26,000.00	43,255.45
008	9002	KANEHL MUSIC TRUST	29,031.43	53.59	147.44	0.00	0.00	29,178.87	250.00	28,928.87
008	9003	RICHARD HOFFMAN COLLINS	772,391.85	0.00	0.00	0.00	0.00	772,391.85	50,000.00	722,391.85
008	9112	ELAINE BUSHMAN FUND	19,547.27	36.08	99.27	0.00	0.00	19,646.54	500.00	19,146.54
Total For Fund 008:			820,970.55	89.67	246.71	0.00	0.00	821,217.26	50,750.00	770,467.26
009	9000	STAR	601.20	313.50	22,782.40	0.00	0.00	23,383.60	0.00	23,383.60

EFINANCEPLUS
 DATE: 01/11/2022
 TIME: 15:50:24
 SELECTION CRITERIA : ALL

MEDINA CITY SCHOOLS
 OH Cash Position Report

PAGE NUMBER: 3

ACCOUNTING PERIOD : 6/22

FUND	SCC	DESCRIPTION	BEGIN BALANCE	MTD RECEIPTS	FYTD RECEIPTS	MTD EXPENDITURES	FYTD EXPENDITURES	CURRENT FUND BALANCE	CURRENT ENCUMBRANCE	UNENCUMBERED FUND BALANCE
009	9110	UNIFORM SUPPLIES GA	5,580.80	36.00	2,362.00	0.00	4,564.98	3,377.82	370.05	3,007.77
009	9120	UNIFORM SUPPLIES - CN	11,585.62	147.50	8,197.10	580.12	6,850.22	12,932.50	2,118.86	10,813.64
009	9130	UNIFORM SUPPLIES - FN	6,676.73	169.00	8,630.35	48.61	7,531.11	7,775.97	2,535.05	5,240.92
009	9140	UNIFORM SUPPLIES - HE	11,078.66	248.00	8,128.00	38.95	6,249.82	12,956.84	2,877.50	10,079.34
009	9160	UNIFORM SUPPLIES - BL	3,512.47	329.00	11,026.80	111.73	6,733.88	7,805.39	2,621.93	5,183.46
009	9170	UNIFORM SUPPLIES - WA	23,755.64	104.00	12,850.00	392.88	8,902.80	27,702.84	2,607.12	25,095.72
009	9180	UNIFORM SUPPLIES - NO	6,843.94	60.00	8,889.80	378.97	6,932.26	8,801.48	2,017.56	6,783.92
009	9200	UNIFORM SUPPLIES - CL	20,471.40	643.50	16,329.75	832.17	17,663.28	19,137.87	6,047.11	13,090.76
009	9210	UNIFORM SUPPLIES - RT	2,910.42	376.00	18,013.50	3,775.26	12,615.89	8,308.03	8,539.56	-231.53
009	9300	UNIFORM SUPPLIES - HS	16,369.65	3,488.50	117,188.42	3,927.74	33,941.66	99,616.41	93,687.93	5,928.48
009	9304	AVIATION/PHOTOGRAPHY	3.87	0.00	0.00	0.00	0.00	3.87	0.00	3.87
<hr/>										
Total For Fund	009:		109,390.40	5,915.00	234,398.12	10,086.43	111,985.90	231,802.62	123,422.67	108,379.95
014	9016	MEDINA CNTY JUV DET CNTR	88,161.99	13,800.00	75,640.48	19,684.56	112,434.30	51,368.17	0.00	51,368.17
014	9116	EVOLVE	653,227.29	80,875.20	335,285.60	100,627.22	466,247.80	522,265.09	80,107.42	442,157.67
<hr/>										
Total For Fund	014:		741,389.28	94,675.20	410,926.08	120,311.78	578,682.10	573,633.26	80,107.42	493,525.84
016	0000	EMERGENCY LEVY	20,800,938.74	0.00	3,255,258.93	903,467.63	4,798,737.88	19,257,459.79	593,661.14	18,663,798.65

EFINANCEPLUS
DATE:01/11/2022
TIME:15:50:24
SELECTION CRITERIA : ALL

MEDINA CITY SCHOOLS
OH Cash Position Report

PAGE NUMBER: 4

ACCOUNTING PERIOD : 6/22

FUND	SCC	DESCRIPTION	BEGIN BALANCE	MTD RECEIPTS	FYTD RECEIPTS	MTD EXPENDITURES	FYTD EXPENDITURES	CURRENT FUND BALANCE	CURRENT ENCUMBRANCE	UNENCUMBERED FUND BALANCE
016	0410	EMERGENCY LVY 0.00		0.00	0.00	13,678.29	66,634.99	-66,634.99	0.00	-66,634.99
016	1000	EMERGENCY LVY 0.00		0.00	0.00	65,125.27	332,471.75	-332,471.75	0.00	-332,471.75
-----			-----	-----	-----	-----	-----	-----	-----	-----
Total For Fund 016:										
		20,800,938.74	0.00	3,255,258.93	982,271.19	5,197,844.62	18,858,353.05	593,661.14	18,264,691.91	
018	0000	PRINT SHOP 6,683.33	0.00	0.00	0.00	0.00	6,683.33	0.00	6,683.33	
018	9000	PUBLIC SCHOOL SUP - SUPER 16.70	0.00	0.00	0.00	0.00	16.70	0.00	16.70	
018	9110	PRINCIPAL'S FUND - GA 29,493.15	78.25	813.90	1,137.35	4,950.02	25,357.03	1,586.08	23,770.95	
018	9111	GARFIELD SCHOOL STORE 49.99	0.00	0.00	0.00	0.00	49.99	0.00	49.99	
018	9113	GARFIELD MEDIA CENTER 911.35	0.00	29.99	0.00	0.00	941.34	0.00	941.34	
018	9120	PRINCIPAL - CN 43,266.18	0.00	0.00	432.14	3,092.16	40,174.02	3,738.16	36,435.86	
018	9122	CANAVAN SCHOOL STORE 586.69	0.00	0.00	0.00	0.00	586.69	0.00	586.69	
018	9123	BOOK FAIR - CANAVAN 91.40	0.00	3,828.29	0.00	3,828.29	91.40	1,171.71	-1,080.31	
018	9130	PRINCIPAL - FN 28,036.39	368.00	1,698.40	77.92	4,183.05	25,551.74	5,259.60	20,292.14	
018	9133	BOOK FAIR - FENN 981.60	-8.00	106.00	0.00	0.00	1,087.60	100.00	987.60	
018	9135	MEDINA SKI TEAM 474.67	0.00	0.00	0.00	0.00	474.67	0.00	474.67	
018	9140	PRINCIPAL'S FUND - HE 51,456.76	0.00	5,781.25	68.56	3,949.73	53,288.28	3,488.15	49,800.13	
018	9143	HERITAGE MEDIA CENTER 3,047.55	0.00	122.33	-120.77	638.27	2,531.61	361.73	2,169.88	
018	9160	PRINCIPAL'S FUND - BL 51,986.05	0.00	1,163.05	2,169.26	9,994.26	43,154.84	3,035.31	40,119.53	
018	9161	PBIS - BLAKE 4,488.25	0.00	0.00	0.00	0.00	4,488.25	0.00	4,488.25	

EFINANCEPLUS
 DATE: 01/11/2022
 TIME: 15:50:24
 SELECTION CRITERIA : ALL

MEDINA CITY SCHOOLS
 OH Cash Position Report

PAGE NUMBER: 5

ACCOUNTING PERIOD : 6/22

FUND	SCC	DESCRIPTION	BEGIN BALANCE	MTD RECEIPTS	FYTD RECEIPTS	MTD EXPENDITURES	FYTD EXPENDITURES	CURRENT FUND BALANCE	CURRENT ENCUMBRANCE	UNENCUMBERED FUND BALANCE
018	9163	BLAKE MEDIA CENTER 13,561.82		21.94	134.96	0.00	50.00	13,646.78	0.00	13,646.78
018	9170	PRINCIPALS FUND - WA 82,678.64		0.00	0.00	208.11	1,182.55	81,496.09	1,813.02	79,683.07
018	9171	WAITE SCHOOL STORE 1,191.68		50.00	150.00	0.00	152.07	1,189.61	300.00	889.61
018	9173	MEDIA CENTER WA 5,064.63		4.00	41.00	0.00	0.00	5,105.63	0.00	5,105.63
018	9174	FIELD TRIPS WA 15,209.72		0.00	0.00	0.00	0.00	15,209.72	0.00	15,209.72
018	9180	PRINCIPALS FUND NO 48,286.07		0.00	1,260.67	291.13	3,249.60	46,297.14	3,579.03	42,718.11
018	9181	NO SCHOOL STORE 1,631.19		0.00	0.00	0.00	0.00	1,631.19	0.00	1,631.19
018	9183	MEDIA CENTER NO 8,702.32		0.00	0.00	0.00	0.00	8,702.32	0.00	8,702.32
018	9184	FIELD TRIPS NO 146.00		0.00	0.00	0.00	0.00	146.00	0.00	146.00
018	9200	PRINCIPAL'S FUND - CL 74,955.05		4,709.07	6,913.83	649.73	7,129.94	74,738.94	4,257.67	70,481.27
018	9203	CL MEDIA CENTER 5,744.47		28.99	328.65	0.00	918.68	5,154.44	0.00	5,154.44
018	9210	PRINCIPAL'S FUND - RT 37,166.91		3,663.15	4,043.15	149.17	3,289.16	37,920.90	16,324.50	21,596.40
018	9211	ROOT M.S. MEDIA CENTER 10,296.91		0.00	43.92	0.00	50.00	10,290.83	0.00	10,290.83
018	9300	PRINCIPAL'S FUND - HS 39,456.44		190.00	6,184.91	283.28	9,454.00	36,187.35	29,853.30	6,334.05
018	9301	MEDIA CENTER FUND 1,431.50		0.00	0.00	0.00	0.00	1,431.50	0.00	1,431.50
018	9302	SPECIAL FUNDRAISER - HS 37,086.18		0.00	0.00	0.00	1,320.00	35,766.18	37,000.00	-1,233.82
018	9303	PERFORMING ARTS 75,486.00		5,133.00	5,833.00	1,057.88	5,301.91	76,017.09	51,243.34	24,773.75
018	9304	BUZZ 16,880.60		689.24	3,124.29	748.46	3,634.90	16,369.99	9,872.47	6,497.52
018	9305	FLEXIBLE CREDIT FUND 8,284.56		0.00	100.00	0.00	0.00	8,384.56	0.00	8,384.56
018	9306	FEED THE BEES 8,538.90		2,280.00	2,780.00	615.08	1,871.12	9,447.78	3,929.54	5,518.24

EFINANCEPLUS
 DATE:01/11/2022
 TIME:15:50:24
 SELECTION CRITERIA : ALL

MEDINA CITY SCHOOLS
 OH Cash Position Report

PAGE NUMBER: 6

ACCOUNTING PERIOD : 6/22

FUND	SCC	DESCRIPTION	BEGIN	MTD	FYTD	MTD	FYTD	CURRENT	CURRENT	UNENCUMBERED
			BALANCE	RECEIPTS	RECEIPTS	EXPENDITURES	EXPENDITURES	FUND BALANCE	ENCUMBRANCE	FUND BALANCE
018	9884	FACILITY RENTAL								
		75,655.82		242.00	362.00	0.00	0.00	76,017.82	0.00	76,017.82
018	9900	INSERVICE - CENTRAL								
		3,702.01		0.00	0.00	0.00	0.00	3,702.01	0.00	3,702.01
018	9901	PUBLIC SCH SUPPORT - INST								
		1,720.86		0.00	0.00	3,767.67		-2,046.81	0.00	-2,046.81
018	9902	INSERVICE - SUPER								
		11,224.52		0.00	0.00	0.00	0.00	11,224.52	0.00	11,224.52
018	9903	BOARD/STUDENT DEVELOPMENT								
		2,800.00		0.00	0.00	0.00	0.00	2,800.00	0.00	2,800.00
018	9904	WELLNESS FUND								
		502.00		0.00	0.00	0.00	0.00	502.00	0.00	502.00
018	9905	PUBLIC SCH SUPT/STUD SERV								
		51,248.39		0.00	0.00	0.00	0.00	51,248.39	0.00	51,248.39
018	9906	COMMUNICA-PUBLIC SCH SUP								
		1,117.90		0.00	20.00	0.00	477.00	660.90	0.00	660.90
018	9907	STEAM - SUMMER ENRICHMENT								
		2,475.40		0.00	0.00	0.00	0.00	2,475.40	0.00	2,475.40
018	9910	MAINTENANCE DEPARTMENT								
		3,902.36		0.00	0.00	0.00	0.00	3,902.36	0.00	3,902.36
018	9914	END OF YEAR								
		7.13		0.00	0.00	0.00	0.00	7.13	0.00	7.13
018	9915	BIKE TO SCHOOL								
		803.00		0.00	0.00	0.00	0.00	803.00	0.00	803.00
018	9916	SPIRIT NIGHT								
		4,432.98		0.00	1,000.00	0.00	1,976.25	3,456.73	0.00	3,456.73
018	9919	STUDENT ART SHOW								
		189.09		0.00	0.00	0.00	0.00	189.09	0.00	189.09
018	9920	TRSP FUND								
		2,518.00		0.00	23.00	321.01	321.01	2,219.99	410.74	1,809.25
018	9922	AMERICAN HEART GRANT								
		0.00		0.00	1,000.00	0.00	0.00	1,000.00	0.00	1,000.00
018	9930	RESOURCE CONNECTION								
		1,500.00		0.00	0.00	0.00	0.00	1,500.00	0.00	1,500.00
<hr/>										
Total For Fund	018:									
		877,169.11		17,449.64	46,886.59	8,088.31	74,781.64	849,274.06	177,324.35	671,949.71

EFINANCEPLUS
 DATE:01/11/2022
 TIME:15:50:24
 SELECTION CRITERIA : ALL

MEDINA CITY SCHOOLS
 OH Cash Position Report

PAGE NUMBER: 7

ACCOUNTING PERIOD : 6/22

FUND	SCC	DESCRIPTION	BEGIN BALANCE	MTD RECEIPTS	FYTD RECEIPTS	MTD EXPENDITURES	FYTD EXPENDITURES	CURRENT FUND BALANCE	CURRENT ENCUMBRANCE	UNENCUMBERED FUND BALANCE
019	9000	ADAMH GRANT	7,352.00	0.00	0.00	0.00	0.00	7,352.00	0.00	7,352.00
019	9018	LOWE'S LIGHT UP GA FY08	48.08	0.00	0.00	0.00	0.00	48.08	0.00	48.08
019	9020	RIF PROGRAM GRANT - NO	400.73	0.00	0.00	0.00	0.00	400.73	0.00	400.73
019	9021	JENNINGS - B - BRYNIARSKI	0.82	0.00	0.00	0.00	0.00	0.82	0.00	0.82
019	9023	PUB EDU LEADERSHIP COM GT	0.01	0.00	0.00	0.00	0.00	0.01	0.00	0.01
019	9029	M H J GRANT/ZAVESKY/FY09	6.82	0.00	0.00	0.00	0.00	6.82	0.00	6.82
019	9030	PERF BASD ASSMENT GT FY10	79.76	0.00	0.00	0.00	0.00	79.76	0.00	79.76
019	9031	PBA FY11	256.96	0.00	0.00	0.00	0.00	256.96	0.00	256.96
019	9113	ACS-HACH CHEM GT - HAMMAN	96.34	0.00	0.00	0.00	0.00	96.34	0.00	96.34
019	9121	ADAMH GRANT	40,888.00	0.00	0.00	0.00	0.00	40,888.00	0.00	40,888.00
019	9180	PPG INNOV CLASSRM GT-NO	15.31	0.00	0.00	0.00	0.00	15.31	0.00	15.31
019	9181	FIRST ENERGY GRANT	0.16	0.00	0.00	0.00	0.00	0.16	0.00	0.16
019	9213	VIDEO CLUB GRANT - MHS	2.82	0.00	0.00	0.00	0.00	2.82	0.00	2.82
019	9301	PPG GRANT - ROBOTICS	9.07	0.00	0.00	0.00	0.00	9.07	0.00	9.07
019	9313	JENNINGS - NOP - MILLER	13.86	0.00	0.00	0.00	0.00	13.86	0.00	13.86
019	9413	3M AND OTHER GRANT	152.03	0.00	0.00	0.00	0.00	152.03	0.00	152.03
019	9513	NEA STUDENT ACHIEVE GT	191.88	0.00	0.00	0.00	0.00	191.88	0.00	191.88
019	9715	FUEL UP - BLAKE	23.82	0.00	0.00	0.00	0.00	23.82	0.00	23.82
019	9920	M H J SUPPORT STUGGLING	1,000.00	0.00	0.00	0.00	0.00	1,000.00	0.00	1,000.00

EFINANCEPLUS
 DATE: 01/11/2022
 TIME: 15:50:24
 SELECTION CRITERIA : ALL

MEDINA CITY SCHOOLS
 OH Cash Position Report

PAGE NUMBER: 8

ACCOUNTING PERIOD : 6/22

FUND	SCC	DESCRIPTION	BEGIN BALANCE	MTD RECEIPTS	FYTD RECEIPTS	MTD EXPENDITURES	FYTD EXPENDITURES	CURRENT FUND BALANCE	CURRENT ENCUMBRANCE	UNENCUMBERED FUND BALANCE

Total For Fund	019:									
			50,538.47	0.00	0.00	0.00	0.00	50,538.47	0.00	50,538.47
020	9001	TRANSPORTATION ENTERPRISE	79,317.95	1,978.59	10,092.55	0.00	3,213.53	86,196.97	8,812.93	77,384.04

Total For Fund	020:									
			79,317.95	1,978.59	10,092.55	0.00	3,213.53	86,196.97	8,812.93	77,384.04
022	9000	UNCLAIMED FUNDS	49,699.09	0.00	6,606.70	0.00	5,109.00	51,196.79	5,000.00	46,196.79
022	9093	DIVERSION PROG ADAMHS BD	1,000.00	0.00	0.00	0.00	0.00	1,000.00	0.00	1,000.00
022	9094	DIVERSION PROG ADAMHS BD	1,000.00	0.00	0.00	0.00	0.00	1,000.00	0.00	1,000.00
022	9300	OH HS ATH ASSOC FUND	1,078.09	0.00	13,440.00	8,801.70	9,779.07	4,739.02	3,030.63	1,708.39

Total For Fund	022:									
			52,777.18	0.00	20,046.70	8,801.70	14,888.07	57,935.81	8,030.63	49,905.18
024	9001	MED AND DRUG/SELF INS	6,285,917.08	800,448.09	4,711,739.76	1,027,059.31	5,956,278.41	5,041,378.43	3,298,118.36	1,743,260.07
024	9002	DENT SELF INS	545,659.28	57,248.70	336,075.67	54,038.22	311,563.47	570,171.48	31,483.44	538,688.04
024	9094	FLEX PRO	57,604.22	28,558.92	65,553.34	21,196.24	93,405.20	29,752.36	121,524.44	-91,772.08

Total For Fund	024:									
			6,889,180.58	886,255.71	5,113,368.77	1,102,293.77	6,361,247.08	5,641,302.27	3,451,126.24	2,190,176.03
027	0000	WORK COMP-SELF INS	417,055.60	31,382.20	167,380.02	2,796.23	36,121.90	548,313.72	86,678.10	461,635.62

EFINANCEPLUS
DATE: 01/11/2022
TIME: 15:50:24
SELECTION CRITERIA : ALL

MEDINA CITY SCHOOLS
OH Cash Position Report

PAGE NUMBER: 9

ACCOUNTING PERIOD : 6/22

FUND	SCC	DESCRIPTION	BEGIN BALANCE	MTD RECEIPTS	FYTD RECEIPTS	MTD EXPENDITURES	FYTD EXPENDITURES	CURRENT FUND BALANCE	CURRENT ENCUMBRANCE	UNENCUMBERED FUND BALANCE
<hr/>										
Total For Fund	027:									
			417,055.60	31,382.20	167,380.02	2,796.23	36,121.90	548,313.72	86,678.10	461,635.62
071	9013	SALES TAX P I								
			3,529,350.83	0.00	1,985,069.88	1,430,454.07	3,107,486.49	2,406,934.22	437,972.94	1,968,961.28
<hr/>										
Total For Fund	071:									
			3,529,350.83	0.00	1,985,069.88	1,430,454.07	3,107,486.49	2,406,934.22	437,972.94	1,968,961.28
<hr/>										
200	9110	GA STUD COUN/K-KIDS CLUB								
			635.45	1.18	3.24	0.00	0.00	638.69	0.00	638.69
200	9121	CN STUDENT COUNCIL								
			1,394.94	2.58	7.09	0.00	0.00	1,402.03	200.00	1,202.03
200	9134	FN STUDENT BUSINESS								
			9.54	0.02	0.06	0.00	0.00	9.60	0.00	9.60
200	9140	STUDENT COUNCIL - HE								
			165.95	0.30	0.84	0.00	0.00	166.79	0.00	166.79
200	9184	NO STUDENT COUNCIL								
			53.11	0.09	0.26	0.00	0.00	53.37	0.00	53.37
200	9185	K-KIDS KIWANIS CLUB-NO								
			10,684.14	20.11	261.05	0.00	0.00	10,945.19	0.00	10,945.19
200	9202	CL STUDENT COUNCIL								
			102.97	0.01	37.04	0.00	135.00	5.01	0.00	5.01
200	9204	CL CHEERLEADERS								
			533.25	0.98	2.70	0.00	0.00	535.95	0.00	535.95
200	9205	CL BUILDERS CLUB								
			3,493.00	6.45	17.75	0.00	0.00	3,510.75	0.00	3,510.75
200	9209	CL DRAMA CLUB								
			27,143.86	50.11	137.86	0.00	0.00	27,281.72	0.00	27,281.72
200	9253	BUILDERS' CLUB - RT								
			4,521.94	8.34	19.97	0.00	0.00	4,541.91	2,000.00	2,541.91
200	9254	HONORS ACADEMY - ROOT								
			4,862.98	7.63	22.00	0.00	730.02	4,154.96	2,174.00	1,980.96
200	9256	DRAMA CLUB - ROOT M.S.								
			7,405.24	12.81	36.74	469.50	469.50	6,972.48	4,030.50	2,941.98

EFINANCEPLUS
 DATE:01/11/2022
 TIME:15:50:24
 SELECTION CRITERIA : ALL

MEDINA CITY SCHOOLS
 OH Cash Position Report

PAGE NUMBER: 10

ACCOUNTING PERIOD : 6/22

FUND	SCC	DESCRIPTION	BEGIN BALANCE	MTD RECEIPTS	FYTD RECEIPTS	MTD EXPENDITURES	FYTD EXPENDITURES	CURRENT FUND BALANCE	CURRENT ENCUMBRANCE	UNENCUMBERED FUND BALANCE
200	9258	STUD COUNCIL - ROOT M.S.	4,647.97	925.00	1,066.12	79.49	154.12	5,559.97	1,895.88	3,664.09
200	9301	YG AMERICANS FOR FREEDOM	0.21	0.00	0.00	0.00	0.00	0.21	0.00	0.21
200	9302	2009302	621.89	1.65	273.93	0.00	0.00	895.82	500.00	395.82
200	9303	CULTURAL EXPLORATION	200.00	0.37	1.02	0.00	0.00	201.02	0.00	201.02
200	9304	CAREER ASSOCIATION	0.37	0.00	0.00	0.00	0.00	0.37	0.00	0.37
200	9305	CHEMCLUB	2.16	0.01	0.01	0.00	0.00	2.17	0.00	2.17
200	9307	VOCAL	32,837.59	7,344.82	20,539.25	714.00	4,645.73	48,731.11	33,354.27	15,376.84
200	9309	IMPROV CLUB	587.48	1.09	2.99	0.00	0.00	590.47	600.00	-9.53
200	9310	D E P - NAT'L GERMAN HON	0.45	0.00	0.00	0.00	0.00	0.45	0.00	0.45
200	9312	DRAMA CLUB	21,106.90	35.44	107.43	1,916.15	1,916.15	19,298.18	21,083.85	-1,785.67
200	9314	MEDINA OUTDOORS CLUB	174.68	0.98	362.07	0.00	0.00	536.75	450.00	86.75
200	9315	FELLOWSP OF CHRISTIAN ATH	343.00	0.64	1.75	0.00	0.00	344.75	0.00	344.75
200	9318	GIRLS LEADERSHIP CLUB	7,165.14	13.23	36.39	0.00	0.00	7,201.53	3,100.00	4,101.53
200	9321	KEY CLUB	57,755.34	199.11	1,857.07	149.88	329.88	59,282.53	10,817.06	48,465.47
200	9323	MEDINAMITE	1,737.67	3.21	8.82	0.00	0.00	1,746.49	2,000.00	-253.51
200	9324	MEDINIAN	60,353.20	596.32	2,973.52	0.00	0.00	63,326.72	11,000.00	52,326.72
200	9325	MHS BAND	8,803.92	3,607.58	3,635.40	897.30	1,763.29	10,676.03	21,685.11	-11,009.08
200	9326	NATIONAL HONOR SOCIETY	14,701.19	27.14	74.66	0.00	0.00	14,775.85	3,500.00	11,275.85
200	9327	ORCHESTRA	30,962.31	1,384.70	1,535.88	0.00	0.00	32,498.19	3,000.00	29,498.19
200	9330	SCIENCE OLYMPIAD CLUB	1,773.39	2.15	7.33	144.00	609.00	1,171.72	1,511.00	-339.28

EFINANCEPLUS
DATE:01/11/2022
TIME:15:50:24
SELECTION CRITERIA : ALL

MEDINA CITY SCHOOLS
OH Cash Position Report

PAGE NUMBER: 11

ACCOUNTING PERIOD : 6/22

FUND	SCC	DESCRIPTION	BEGIN BALANCE	MTD RECEIPTS	FYTD RECEIPTS	MTD EXPENDITURES	FYTD EXPENDITURES	CURRENT FUND BALANCE	CURRENT ENCUMBRANCE	UNENCUMBERED FUND BALANCE
200	9331	SKI CLUB 3.24		0.01	0.01	0.00	0.00	3.25	0.00	3.25
200	9332	SPANISH CLUB 14,709.14		31.16	2,952.58	47.59	698.09	16,963.63	5,051.91	11,911.72
200	9333	STUDENT COUNCIL 32,215.08		643.50	25,161.47	1,082.61	11,508.77	45,867.78	20,692.55	25,175.23
200	9335	LATIN CLUB 7,758.20		81.08	488.60	38.49	38.49	8,208.31	5,461.51	2,746.80
200	9336	FRENCH CLUB 0.00		1.54	852.51	49.28	61.96	790.55	2,188.04	-1,397.49
200	9337	AMERICAN SIGN LANGUAGE 306.38		0.57	1.56	0.00	0.00	307.94	0.00	307.94
200	9339	SPEECH/DEBATE CLUB 19,629.15		38.20	2,507.15	640.00	1,338.49	20,797.81	1,340.00	19,457.81
200	9340	STUDENT'S H.O.P.E. 1,167.61		317.86	321.34	264.84	395.01	1,093.94	588.87	505.07
200	9346	PENGUIN BOWL/NOSB 121.64		0.23	0.62	0.00	0.00	122.26	500.00	-377.74
200	9350	TECHNOLOGY CLUB 567.56		40.58	319.34	0.00	567.84	319.06	1,232.16	-913.10
200	9352	VIDEO CLUB - SR HI 5,724.53		10.66	79.31	61.81	61.81	5,742.03	5,938.19	-196.16
200	9353	CHINESE CLUB 1,016.02		2.04	95.44	0.00	0.00	1,111.46	500.00	611.46
200	9355	GENDER AND SEXUALITY ALLI 1,441.79		2.51	57.08	0.00	129.38	1,369.49	670.62	698.87
200	9380	V O F T 18,145.16		90.84	763.63	0.00	0.00	18,908.79	10,000.00	8,908.79
200	9420	CLASS OF 2020 7,493.32		0.00	4.78	0.00	7,282.00	216.10	215.69	0.41
200	9421	CLASS OF 2021 895.53		1.65	4.55	0.00	0.00	900.08	896.05	4.03
200	9422	CLASS OF 2022 3,266.12		6.38	2,660.72	2,426.25	2,453.53	3,473.31	0.00	3,473.31
200	9423	CLASS OF 2023 2,729.22		8.46	2,421.45	341.70	547.26	4,603.41	47,452.74	-42,849.33
200	9424	CLASS OF 2024 1,004.57		1,805.10	3,680.40	108.00	1,908.00	2,776.97	2,892.00	-115.03
200	9425	CLASS OF 2025 0.00		1,731.87	4,108.28	180.00	1,997.98	2,110.30	1,502.02	608.28

EFINANCEPLUS
 DATE:01/11/2022
 TIME:15:50:24
 SELECTION CRITERIA : ALL

MEDINA CITY SCHOOLS
 OH Cash Position Report

PAGE NUMBER: 12

ACCOUNTING PERIOD : 6/22

FUND	SCC	DESCRIPTION	BEGIN	MTD	FYTD	MTD	FYTD	CURRENT	CURRENT	UNENCUMBERED
			BALANCE	RECEIPTS	RECEIPTS	EXPENDITURES	EXPENDITURES	FUND BALANCE	ENCUMBRANCE	FUND BALANCE
200	9999	STUD ACTIV FD WAGES/BENE 0.01		0.00	0.00	0.00	0.00	0.01	0.00	0.01
Total For Fund 200:			422,975.50	19,068.29	79,511.06	9,610.89	39,741.30	462,745.26	230,024.02	232,721.24
300	0000	ATHLETIC FUND 157,003.05		0.00	0.00	0.00	0.00	157,003.05	0.00	157,003.05
300	3000	ATHLETICS 0.00		0.00	1,100.00	13,825.96	156,969.40	-155,869.40	86,503.59	-242,372.99
300	3001	ATHLETICS OTH 0.00		4,096.70	78,422.50	0.00	0.00	78,422.50	0.00	78,422.50
300	3003	ATHLETICS BOYS BB 0.00		7,885.14	7,885.14	0.00	0.00	7,885.14	0.00	7,885.14
300	3004	ATHLETICS GIRLS BB 0.00		4,847.25	4,998.25	0.00	0.00	4,998.25	0.00	4,998.25
300	3007	ATHLETICS BOYS CC 0.00		0.00	11,055.00	0.00	0.00	11,055.00	0.00	11,055.00
300	3008	ATHLETICS HS FOOTBALL 0.00		0.00	120,716.25	0.00	0.00	120,716.25	0.00	120,716.25
300	3012	ATHLETICS BOYS SOCCER 0.00		0.00	13,861.00	0.00	0.00	13,861.00	0.00	13,861.00
300	3013	ATHLETICS GIRLS SOCCER 0.00		0.00	13,452.38	0.00	0.00	13,452.38	0.00	13,452.38
300	3017	ATH GIRLS VBALL 0.00		0.00	10,680.16	0.00	0.00	10,680.16	0.00	10,680.16
300	3018	ATH WRESTLING 0.00		3,400.00	6,375.00	0.00	0.00	6,375.00	0.00	6,375.00
300	3021	ATH BOYS SWIMMING 0.00		602.50	602.50	0.00	0.00	602.50	0.00	602.50
300	3022	ATH GIRLS SWIMMING 0.00		724.50	724.50	0.00	0.00	724.50	0.00	724.50
300	9110	GARFIELD FIELD TRIPS 6,291.41		0.00	0.00	-150.00	-150.00	6,441.41	0.00	6,441.41
300	9120	CANAVAN FIELD TRIP 22.68		0.00	0.00	0.00	154.93	-132.25	0.00	-132.25
300	9121	WORLD WATCHER'S CLUB 7,362.04		0.00	0.00	0.00	0.00	7,362.04	0.00	7,362.04

EFINANCEPLUS
 DATE:01/11/2022
 TIME:15:50:24
 SELECTION CRITERIA : ALL

MEDINA CITY SCHOOLS
 OH Cash Position Report

PAGE NUMBER: 13

ACCOUNTING PERIOD : 6/22

FUND	SCC	DESCRIPTION	BEGIN BALANCE	MTD RECEIPTS	FYTD RECEIPTS	MTD EXPENDITURES	FYTD EXPENDITURES	CURRENT FUND BALANCE	CURRENT ENCUMBRANCE	UNENCUMBERED FUND BALANCE
300	9130	FENN FIELD TRIPS	0.00	10.00	410.00	0.00	0.00	410.00	600.00	-190.00
300	9140	HERITAGE FIELD TRIPS	88.71	0.00	0.00	0.00	0.00	88.71	0.00	88.71
300	9160	BLAKE FIELD TRIPS	488.58	0.00	0.00	0.00	0.00	488.58	0.00	488.58
300	9170	WAITE FIELD TRIPS	687.67	0.00	0.00	0.00	140.00	547.67	2,000.00	-1,452.33
300	9180	NORTHROP FIELD TRIPS	1,367.85	0.00	0.00	0.00	0.00	1,367.85	0.00	1,367.85
300	9201	CL BAND FUND	23,775.41	0.00	0.00	472.21	1,692.10	22,083.31	18,515.00	3,568.31
300	9202	CL ORCHESTRA FD.	258.00	0.00	0.00	0.00	0.00	258.00	0.00	258.00
300	9203	CL LIBRARY	370.00	0.00	0.00	0.00	0.00	370.00	0.00	370.00
300	9204	CLAGGETT M.S. CHOIR FUND	634.10	0.00	0.00	0.00	0.00	634.10	0.00	634.10
300	9250	ROOT M.S. BAND FUND	10,784.71	0.00	0.00	537.80	1,849.70	8,935.01	3,224.00	5,711.01
300	9251	ROOT M.S. ORCHESTRA FUND	1,246.65	0.00	0.00	0.00	0.00	1,246.65	0.00	1,246.65
300	9252	ROOT M.S. CHOIR FUND	3,270.15	0.00	0.00	0.00	0.00	3,270.15	0.00	3,270.15
300	9253	ROOT M.S. BEEHIVE	1,535.40	77.00	146.40	99.95	99.95	1,581.85	299.05	1,282.80
300	9258	ROOT - DIST SUPER ACTIV	484.00	0.00	-484.00	0.00	0.00	0.00	137,312.00	-137,312.00
300	9301	BOWLING CLUB	2,480.08	2,100.00	3,500.00	0.00	0.00	5,980.08	4,500.00	1,480.08
300	9302	MENS VOLLEYBALL	8,738.06	0.00	0.00	0.00	2,469.89	6,268.17	7,600.00	-1,331.83
300	9303	HUDDLE/SHUDDLE	1,651.10	0.00	2,630.00	296.88	1,312.14	2,968.96	2,203.12	765.84
300	9304	LINK CREW	4,120.08	0.00	20.00	0.00	3,052.04	1,088.04	727.57	360.47
300	9313	MUSICAL	15,037.09	94.00	30,149.83	1,437.86	15,905.82	29,281.10	0.00	29,281.10
300	9325	MHS BAND TRIP	7,171.20	0.00	0.00	0.00	0.00	7,171.20	0.00	7,171.20

EFINANCEPLUS
DATE: 01/11/2022
TIME: 15:50:24
SELECTION CRITERIA : ALL

MEDINA CITY SCHOOLS
OH Cash Position Report

PAGE NUMBER: 14

ACCOUNTING PERIOD : 6/22

FUND	SCC	DESCRIPTION BEGIN BALANCE	MTD RECEIPTS	FYTD RECEIPTS	MTD EXPENDITURES	FYTD EXPENDITURES	CURRENT FUND BALANCE	CURRENT ENCUMBRANCE	UNENCUMBERED FUND BALANCE
300	9334	BEEHIVE CAFE 19,377.33	0.00	0.00	82.90	254.15	19,123.18	25,926.82	-6,803.64
300	9390	GLOBAL TRIPS 2,691.00	0.00	-1,773.00	0.00	0.00	918.00	7,500.00	-6,582.00
300	9410	SPARKLE CHEERLEADING 2,013.29	0.00	0.00	0.00	1,130.16	883.13	711.00	172.13
<hr/>									
Total For Fund	300:	278,949.64	23,837.09	304,471.91	16,603.56	184,880.28	398,541.27	297,622.15	100,919.12
<hr/>									
401	9011	AUX FUNDS/ST FRANCIS 48,228.92	0.00	0.00	0.00	48,228.92	0.00	0.00	0.00
401	9012	ST FRANCIS AUX SERVICES 0.00	234.20	174,662.79	5,839.01	47,039.90	127,622.89	92,977.63	34,645.26
401	9017	AUX ST FRANCIS 37.41	0.00	0.00	0.00	0.00	37.41	0.00	37.41
401	9021	AUX FUNDS NURTURY 14,283.90	0.00	0.00	0.00	14,283.90	0.00	0.00	0.00
401	9022	NURTURY 0.00	8.61	4,965.45	0.00	276.00	4,689.45	0.00	4,689.45
401	9027	AUX FUNDS NURTURY 72.90	0.00	0.00	0.00	0.00	72.90	0.00	72.90
401	9031	AUX FUNDS MCA 56,325.29	0.00	0.00	0.00	56,325.29	0.00	0.00	0.00
401	9032	MCA 0.00	0.00	172,944.99	25,717.53	195,446.84	-22,501.85	37,841.92	-60,343.77
401	9041	AUX FUNDS KIDS COUNTRY 5,015.38	0.00	0.00	0.00	5,015.38	0.00	0.00	0.00
401	9066	SM WONDERS 1,644.12	0.00	0.00	0.00	0.00	1,644.12	0.00	1,644.12
<hr/>									
Total For Fund	401:	125,607.92	242.81	352,573.23	31,556.54	366,616.23	111,564.92	130,819.55	-19,254.63
<hr/>									
432	9097	MANAGE INFO SYS 0.80	0.00	0.00	0.00	0.00	0.80	0.00	0.80

EFINANCEPLUS
 DATE: 01/11/2022
 TIME: 15:50:24
 SELECTION CRITERIA : ALL

MEDINA CITY SCHOOLS
 OH Cash Position Report

PAGE NUMBER: 15

ACCOUNTING PERIOD : 6/22

FUND	SCC	DESCRIPTION	BEGIN BALANCE	MTD RECEIPTS	FYTD RECEIPTS	MTD EXPENDITURES	FYTD EXPENDITURES	CURRENT FUND BALANCE	CURRENT ENCUMBRANCE	UNENCUMBERED FUND BALANCE

Total For Fund	432:		0.80	0.00	0.00	0.00	0.00	0.80	0.00	0.80
450	9008	SCHOOLNET PLUS FY2008	1.00	0.00	0.00	0.00	0.00	1.00	0.00	1.00

Total For Fund	450:		1.00	0.00	0.00	0.00	0.00	1.00	0.00	1.00
451	9012	CONNECTIVITY	0.00	0.00	9,900.00	0.00	0.00	9,900.00	0.00	9,900.00
451	9013	CONNECTIVITY 2013	800.00	0.00	0.00	0.00	0.00	800.00	0.00	800.00
451	9018	CONNECTIVITY FY18	564.00	0.00	0.00	0.00	0.00	564.00	0.00	564.00
451	9019	CONNECTIVITY	120.00	0.00	0.00	0.00	0.00	120.00	0.00	120.00

Total For Fund	451:		1,484.00	0.00	9,900.00	0.00	0.00	11,384.00	0.00	11,384.00
452	9008	SCHOOLNET PD FY08	66.15	0.00	0.00	0.00	0.00	66.15	0.00	66.15

Total For Fund	452:		66.15	0.00	0.00	0.00	0.00	66.15	0.00	66.15
467	9020	STUD WELLNESS AND SUCCESS	0.00	0.00	0.00	13,795.42	59,651.77	-59,651.77	0.00	-59,651.77
467	9021	STUD WELLNESS AND SUCCESS	445,936.84	0.00	0.00	24,118.20	127,689.30	318,247.54	12,284.40	305,963.14

EFINANCEPLUS
 DATE: 01/11/2022
 TIME: 15:50:24
 SELECTION CRITERIA : ALL

MEDINA CITY SCHOOLS
 OH Cash Position Report

PAGE NUMBER: 16

ACCOUNTING PERIOD : 6/22

FUND	SCC	DESCRIPTION	BEGIN BALANCE	MTD RECEIPTS	FYTD RECEIPTS	MTD EXPENDITURES	FYTD EXPENDITURES	CURRENT FUND BALANCE	CURRENT ENCUMBRANCE	UNENCUMBERED FUND BALANCE
<hr/>										
Total For Fund	467:									
		445,936.84	0.00	0.00	37,913.62	187,341.07	258,595.77	12,284.40		246,311.37
499	9012	INTERN PSYCH FY12								
		45.81	0.00	0.00	0.00	0.00	45.81	0.00		45.81
499	9013	INTERN PSYCH FY13								
		39.97	0.00	0.00	0.00	0.00	39.97	0.00		39.97
499	9019	SCHOOL SAFETY								
		23,148.67	0.00	0.00	0.00	0.00	23,148.67	0.00		23,148.67
499	9024	LOCAL GOV INNOVATION FUND								
		7,750.00	0.00	0.00	0.00	0.00	7,750.00	0.00		7,750.00
499	9039	INTERN PSYCH GRANT FY09								
		2.20	0.00	0.00	0.00	0.00	2.20	0.00		2.20
499	9112	E-TECH BLENDED LEARNING								
		321.71	0.00	0.00	0.00	0.00	321.71	0.00		321.71
Total For Fund	499:									
		31,308.36	0.00	0.00	0.00	0.00	31,308.36	0.00		31,308.36
506	9014	RES ED GRANT								
		950.00	0.00	0.00	0.00	0.00	950.00	0.00		950.00
Total For Fund	506:									
		950.00	0.00	0.00	0.00	0.00	950.00	0.00		950.00
507	9021	ESSER								
		0.00	0.00	9,585.03	0.00	9,585.03	0.00	0.00		0.00
507	9022	ARP ESSER								
		0.00	0.00	0.00	33,990.00	33,990.00	-33,990.00	114,510.00		-148,500.00
507	9121	ESSER II								
		690,227.00	0.00	3,929.75	30,282.55	703,577.45	-9,420.70	73,152.71		-82,573.41

EFINANCEPLUS
 DATE: 01/11/2022
 TIME: 15:50:24
 SELECTION CRITERIA : ALL

MEDINA CITY SCHOOLS
 OH Cash Position Report

PAGE NUMBER: 17

ACCOUNTING PERIOD : 6/22

FUND	SCC	DESCRIPTION BEGIN BALANCE	MTD RECEIPTS	FYTD RECEIPTS	MTD EXPENDITURES	FYTD EXPENDITURES	CURRENT FUND BALANCE	CURRENT ENCUMBRANCE	UNENCUMBERED FUND BALANCE

Total For Fund	507:	690,227.00	0.00	13,514.78	64,272.55	747,152.48	-43,410.70	187,662.71	-231,073.41
516	9015	TITLE VI-B 2,690.82	0.00	0.00	0.00	0.00	2,690.82	0.00	2,690.82
516	9016	TITLE VI-B 229.90	0.00	0.00	0.00	0.00	229.90	0.00	229.90
516	9021	TITLE VI-B 214.00	0.00	274,126.81	0.00	202,563.33	71,777.48	0.00	71,777.48
516	9022	TITLE VI-B 0.00	0.00	0.00	131,468.19	503,157.77	-503,157.77	2,094.03	-505,251.80
516	9122	ARP IDEA 0.00	0.00	0.00	0.00	0.00	0.00	6,185.19	-6,185.19

Total For Fund	516:	3,134.72	0.00	274,126.81	131,468.19	705,721.10	-428,459.57	8,279.22	-436,738.79
551	9120	TITLE III LEP 2,792.08	0.00	0.00	0.00	0.00	2,792.08	0.00	2,792.08
551	9121	TITLE III LEP 9,262.64	0.00	9,349.40	0.00	9,068.40	9,543.64	0.00	9,543.64
551	9122	TITLE III LEP 0.00	0.00	0.00	0.00	503.10	-503.10	4,496.90	-5,000.00

Total For Fund	551:	12,054.72	0.00	9,349.40	0.00	9,571.50	11,832.62	4,496.90	7,335.72
572	9021	TITLE I 0.00	0.00	77,040.73	0.00	55,784.14	21,256.59	0.00	21,256.59
572	9022	TITLE I 0.00	0.00	0.00	53,890.93	191,673.14	-191,673.14	1,326.76	-192,999.90
572	9116	TITLE I-D 2.83	0.00	0.00	0.00	0.00	2.83	0.00	2.83
572	9121	TITLE I-D 7,878.00	0.00	29,934.55	15,344.25	66,656.89	-28,844.34	0.00	-28,844.34

EFINANCEPLUS
 DATE: 01/11/2022
 TIME: 15:50:24
 SELECTION CRITERIA : ALL

MEDINA CITY SCHOOLS
 OH Cash Position Report

PAGE NUMBER: 18

ACCOUNTING PERIOD : 6/22

FUND	SCC	DESCRIPTION	BEGIN BALANCE	MTD RECEIPTS	FYTD RECEIPTS	MTD EXPENDITURES	FYTD EXPENDITURES	CURRENT FUND BALANCE	CURRENT ENCUMBRANCE	UNENCUMBERED FUND BALANCE
572	9122	TITLE I-D 0.00		0.00	0.00	2,196.32	11,378.71	-11,378.71	2,617.05	-13,995.76
572	9221	TITLE I - EOE 0.00		0.00	10,107.88	0.00	10,107.88	0.00	0.00	0.00
Total For Fund 572:			7,880.83	0.00	117,083.16	71,431.50	335,600.76	-210,636.77	3,943.81	-214,580.58
584	9022	TITLE IV-A 0.00		0.00	0.00	2,991.41	8,618.00	-8,618.00	14,387.25	-23,005.25
Total For Fund 584:			0.00	0.00	0.00	2,991.41	8,618.00	-8,618.00	14,387.25	-23,005.25
587	9021	PRESCHOOL 0.00		0.00	3,456.42	0.00	1,677.33	1,779.09	0.00	1,779.09
587	9022	EARLY CHILDHOOD 0.00		0.00	0.00	4,951.78	16,067.79	-16,067.79	2,115.56	-18,183.35
587	9121	68 RESTORATION 0.00		0.00	4,499.00	0.00	4,499.00	0.00	0.00	0.00
Total For Fund 587:			0.00	0.00	7,955.42	4,951.78	22,244.12	-14,288.70	2,115.56	-16,404.26
590	9021	TITLE II-A 14,320.82		0.00	28,556.20	0.00	17,289.94	25,587.08	0.00	25,587.08
590	9022	TITLE II-A 0.00		0.00	0.00	8,281.92	54,596.88	-54,596.88	16,126.84	-70,723.72
Total For Fund 590:			14,320.82	0.00	28,556.20	8,281.92	71,886.82	-29,009.80	16,126.84	-45,136.64

EFINANCEPLUS
 DATE:01/11/2022
 TIME:15:50:24
 SELECTION CRITERIA : ALL

MEDINA CITY SCHOOLS
 OH Cash Position Report

PAGE NUMBER: 19

ACCOUNTING PERIOD : 6/22

FUND	SCC	DESCRIPTION	BEGIN BALANCE	MTD RECEIPTS	FYTD RECEIPTS	MTD EXPENDITURES	FYTD EXPENDITURES	CURRENT FUND BALANCE	CURRENT ENCUMBRANCE	UNENCUMBERED FUND BALANCE
599	9021	TITLE IV-A ST SUP & ACAD	20,000.00	0.00	7,448.92	0.00	6,950.77	20,498.15	0.00	20,498.15
-----			-----	-----	-----	-----	-----	-----	-----	-----
Total For Fund	599:	20,000.00	0.00	7,448.92	0.00	6,950.77	20,498.15	0.00	20,498.15	
-----			-----	-----	-----	-----	-----	-----	-----	-----
GRAND TOTALS:		70,669,572.11	4,253,328.17	51,218,021.56	15,666,333.19	63,988,193.09	57,899,400.58	9,647,308.18	48,252,092.40	

EFINANCEPLUS
 DATE: 01/11/2022
 TIME: 15:50:24
 SELECTION CRITERIA : ALL

MEDINA CITY SCHOOLS
 OH Cash Position Report

PAGE NUMBER: 20

ACCOUNTING PERIOD : 6/22

FUND	SCC	DESCRIPTION BEGIN BALANCE	MTD RECEIPTS	FYTD RECEIPTS	MTD EXPENDITURES	FYTD EXPENDITURES	CURRENT FUND BALANCE	CURRENT ENCUMBRANCE	UNENCUMBERED FUND BALANCE
001		30,154,351.08	1,406,929.50	33,373,705.84	7,623,577.07	38,931,948.81	24,596,108.11	2,553,631.95	22,042,476.16
002		3,561,305.29	1,321,943.75	3,727,609.38	3,678,143.25	5,365,382.09	1,923,532.58	901,337.00	1,022,195.58
003		437,174.65	0.00	72.60	0.00	134,652.70	302,594.55	13,867.20	288,727.35
006		54,793.54	425,433.51	1,638,183.61	320,427.43	1,383,633.73	309,343.42	226,823.20	82,520.22
007		38,970.56	18,127.21	30,284.89	0.00	0.00	69,255.45	26,000.00	43,255.45
008		820,970.55	89.67	246.71	0.00	0.00	821,217.26	50,750.00	770,467.26
009		109,390.40	5,915.00	234,398.12	10,086.43	111,985.90	231,802.62	123,422.67	108,379.95
014		741,389.28	94,675.20	410,926.08	120,311.78	578,682.10	573,633.26	80,107.42	493,525.84
016		20,800,938.74	0.00	3,255,258.93	982,271.19	5,197,844.62	18,858,353.05	593,661.14	18,264,691.91
018		877,169.11	17,449.64	46,886.59	8,088.31	74,781.64	849,274.06	177,324.35	671,949.71
019		50,538.47	0.00	0.00	0.00	0.00	50,538.47	0.00	50,538.47
020		79,317.95	1,978.59	10,092.55	0.00	3,213.53	86,196.97	8,812.93	77,384.04
022		52,777.18	0.00	20,046.70	8,801.70	14,888.07	57,935.81	8,030.63	49,905.18
024		6,889,180.58	886,255.71	5,113,368.77	1,102,293.77	6,361,247.08	5,641,302.27	3,451,126.24	2,190,176.03

EFINANCEPLUS
 DATE:01/11/2022
 TIME:15:50:24
 SELECTION CRITERIA : ALL

MEDINA CITY SCHOOLS
 OH Cash Position Report

PAGE NUMBER: 21

ACCOUNTING PERIOD : 6/22

FUND	SCC	DESCRIPTION BEGIN BALANCE	MTD RECEIPTS	FYTD RECEIPTS	MTD EXPENDITURES	FYTD EXPENDITURES	CURRENT FUND BALANCE	CURRENT ENCUMBRANCE	UNENCUMBERED FUND BALANCE
027		417,055.60	31,382.20	167,380.02	2,796.23	36,121.90	548,313.72	86,678.10	461,635.62
071		3,529,350.83	0.00	1,985,069.88	1,430,454.07	3,107,486.49	2,406,934.22	437,972.94	1,968,961.28
200		422,975.50	19,068.29	79,511.06	9,610.89	39,741.30	462,745.26	230,024.02	232,721.24
300		278,949.64	23,837.09	304,471.91	16,603.56	184,880.28	398,541.27	297,622.15	100,919.12
401		125,607.92	242.81	352,573.23	31,556.54	366,616.23	111,564.92	130,819.55	-19,254.63
432		0.80	0.00	0.00	0.00	0.00	0.80	0.00	0.80
450		1.00	0.00	0.00	0.00	0.00	1.00	0.00	1.00
451		1,484.00	0.00	9,900.00	0.00	0.00	11,384.00	0.00	11,384.00
452		66.15	0.00	0.00	0.00	0.00	66.15	0.00	66.15
467		445,936.84	0.00	0.00	37,913.62	187,341.07	258,595.77	12,284.40	246,311.37
499		31,308.36	0.00	0.00	0.00	0.00	31,308.36	0.00	31,308.36
506		950.00	0.00	0.00	0.00	0.00	950.00	0.00	950.00
507		690,227.00	0.00	13,514.78	64,272.55	747,152.48	-43,410.70	187,662.71	-231,073.41
516		3,134.72	0.00	274,126.81	131,468.19	705,721.10	-428,459.57	8,279.22	-436,738.79

EFINANCEPLUS
 DATE: 01/11/2022
 TIME: 15:50:24
 SELECTION CRITERIA : ALL

MEDINA CITY SCHOOLS
 OH Cash Position Report

PAGE NUMBER: 22

ACCOUNTING PERIOD : 6/22

FUND	SCC	DESCRIPTION	MTD RECEIPTS	FYTD RECEIPTS	MTD EXPENDITURES	FYTD EXPENDITURES	CURRENT FUND BALANCE	CURRENT ENCUMBRANCE	UNENCUMBERED FUND BALANCE
551		12,054.72	0.00	9,349.40	0.00	9,571.50	11,832.62	4,496.90	7,335.72
572		7,880.83	0.00	117,083.16	71,431.50	335,600.76	-210,636.77	3,943.81	-214,580.58
584		0.00	0.00	0.00	2,991.41	8,618.00	-8,618.00	14,387.25	-23,005.25
587		0.00	0.00	7,955.42	4,951.78	22,244.12	-14,288.70	2,115.56	-16,404.26
590		14,320.82	0.00	28,556.20	8,281.92	71,886.82	-29,009.80	16,126.84	-45,136.64
599		20,000.00	0.00	7,448.92	0.00	6,950.77	20,498.15	0.00	20,498.15
GRAND TOTALS:		70,669,572.11	4,253,328.17	51,218,021.56	15,666,333.19	63,988,193.09	57,899,400.58	9,647,308.18	48,252,092.40

Test Schools Check Register For the Period of - 4

1/11/22

4:02 PM

Check Date	Check Number	Vendor Name	Transaction Amount
12/01/2021	V685337	GORDON FOOD SERVICE	\$34.38
12/01/2021	V685353	SYSCO CLEVELAND INC	\$38,398.53
12/01/2021	V686402	MEMO - BANK OF NEW YORK	\$3,593,743.25
12/01/2021	V686403	MEMO - BANK OF NEW YORK	\$84,400.00
12/01/2021 - Total			\$3,716,576.16
12/02/2021	V686401	MEMO - A&M ENDEAVORS LLC	\$44.95
12/02/2021 - Total			\$44.95
12/03/2021	685299	F.C.P.E	\$145.00
12/03/2021	685300	KIDS FIRST	\$22.00
12/03/2021	685301	OAPSE	\$4,863.06
12/03/2021	685302	KEITH L RUCINSKI, CHAPTER 13 TRSTEE	\$1,268.77
12/03/2021	685303	OHIO EDUCATION ASSOCIATION	\$372.20
12/03/2021	685304	PEOPLE QUALIFIED COMMITTEE	\$25.05
12/03/2021	V684152	MEMO - MEDICAL MUTUAL	\$60,540.60
12/03/2021	V685305	MEMO-FLEXSAVE	\$9,519.64
12/03/2021	V685306	MEDINA CITY SCHOOLS FOUNDATION	\$69.00
12/03/2021	V685307	MEMO - SERS - BOARD	\$60,637.38
12/03/2021	V685308	MEMO - STRS - BOARD	\$235,151.74
12/03/2021	V685309	MEMO -EFTPS - TAXES	\$244,337.65
12/03/2021	V685310	MEMO -MEDINA CITY SCHOOLS	\$425,967.81
12/03/2021	V685311	MEMO --S E R S - EMPLOYEE	\$43,781.50
12/03/2021	V685312	MEMO --S T R S - EMPLOYEE	\$246,186.38
12/03/2021	V685313	OHIO BUSINESS GATEWAY	\$46,917.70
12/03/2021	V685314	OHIO CHILD SUPPORT PAYMENT CENTRAL	\$2,043.95
12/03/2021	V685315	MEMO - OMNI	\$48,963.43
12/03/2021	V685316	TRUSTMARK VOLUNTARY BENEFITS	\$1,832.52
12/03/2021 - Total			\$1,432,645.38
12/07/2021	V684153	MEMO - MEDICAL MUTUAL	\$150,890.34
12/07/2021 - Total			\$150,890.34
12/08/2021	V685336	GORDON FOOD SERVICE	\$9,735.77
12/08/2021 - Total			\$9,735.77
12/09/2021	684151	SCHERBA INDUSTRIES	\$3,634.30
12/09/2021 - Total			\$3,634.30

Test Schools Check Register For the Period of - 4

1/11/22

4:02 PM

Check Date	Check Number	Vendor Name	Transaction Amount
12/13/2021	V684155	MEMO MET LIFE INSURANCE	\$3,558.10
12/13/2021	V684156	OHIO DEPT OF ED - MEMO CK	\$13,511.17
12/13/2021	V686416	MEMO-CAPITAL ONE	\$20,383.15
12/13/2021 - Total			\$37,452.42
12/14/2021	V684154	MEMO - MEDICAL MUTUAL	\$304,159.70
12/14/2021 - Total			\$304,159.70
12/16/2021	685104	ACHIEVEMENT ADVANTAGE	\$3,825.00
12/16/2021	685105	ADAPTIVEMALL.COM, LLC	\$218.51
12/16/2021	685106	ADVANCE AUTO PARTS	\$130.95
12/16/2021	685107	ASSETGENIE, INC.	\$79.90
12/16/2021	685108	ALBRIGHT SECURITY CENTER INC.	\$5.50
12/16/2021	685109	ALLIED EQUIPMENT COMPANY	\$3,598.54
12/16/2021	685110	APEX MARKETING SOLUTIONS	\$3,352.50
12/16/2021	685111	APOLLO PEST CONTROL COMPANY	\$568.00
12/16/2021	685112	ARMSTRONG UTILITIES INC.	\$907.91
12/16/2021	685113	BANNER SUPPLY COMPANY INC	\$79.85
12/16/2021	685114	BARNES & NOBLE BOOKSELLERS	\$548.25
12/16/2021	685115	BELLEFAIRE JEWISH CHILDREN'S	\$26,375.78
12/16/2021	685116	NEW DAIRY HOLDCO, LLC.	\$10,652.79
12/16/2021	685117	BRAINPOP LLC	\$686.08
12/16/2021	685118	BRUNSWICK ATHLETIC DEPT	\$60.15
12/16/2021	685119	BSN SPORTS LLC	\$65.60
12/16/2021	685120	BUEHLER'S MARKETS	\$546.51
12/16/2021	685121	CAFETERIA-PEPSI COLA ORDERS	\$2,906.41
12/16/2021	685122	CAPP USA INC.	\$2,246.36
12/16/2021	685123	CARDINAL BUS SALES & SERV INC	\$5,137.01
12/16/2021	685124	CAROLINA BIOLOGICAL SUPPLY CO.	\$51.62
12/16/2021	685125	CENTERRA CO-OP	\$21,658.50
12/16/2021	685126	CENTRAL INSTRUMENT CO.	\$856.85
12/16/2021	685127	CITY OF MEDINA	\$44,336.01
12/16/2021	685128	CITY OF MEDINA	\$15,968.43
12/16/2021	685129	CLASSIC DEBATE CAMP LLC	\$70.00
12/16/2021	685130	CLEVELAND CLINIC ATWORK	\$615.00

Test Schools Check Register For the Period of - 4

1/11/22

4:02 PM

Check Date	Check Number	Vendor Name	Transaction Amount
12/16/2021	685131	CLEVELAND PLUMBING SUPPLY CO.	\$436.53
12/16/2021	685132	CLEVELAND VICON COMPANY INC	\$1,302.00
12/16/2021	685133	COCA COLA BOTTLING CO CSLDT	\$2,087.95
12/16/2021	685134	COMDOC INC	\$670.02
12/16/2021	685135	CONCORD THEATRICALS CORP	\$181.15
12/16/2021	685136	COPLEY-FAIRLAWN CITY SCHOOLS	\$140.00
12/16/2021	685137	CPM EDUCATIONAL PROGRAM	\$91.56
12/16/2021	685138	CRANDALL COMPANY INC	\$335.85
12/16/2021	685139	CRISIS PREVENTON INST INC.	\$200.00
12/16/2021	685140	CROSS THREAD SOLUTIONS LLC	\$192.64
12/16/2021	685141	CROWN TROPHY OF MEDINA	\$1,483.00
12/16/2021	685142	CUMMINS INTERSTATE POWER INC	\$76.63
12/16/2021	685143	DALYAH CARGILL	\$19.15
12/16/2021	685144	DECKER EQUIPMENT/SCHOOL FIX	\$360.46
12/16/2021	685145	DELL MARKETING LP	\$30.98
12/16/2021	685146	DOMINICS PIZZA & JO JO'S BAR	\$380.19
12/16/2021	685147	JENNIFER SLAIGHT	\$585.00
12/16/2021	685148	EASTERN OHIO NATIONAL	\$50.00
12/16/2021	685149	EDUCATIONAL FURNITURE LLC	\$988.88
12/16/2021	685150	EDUCATIONAL SERVICE CENTER	\$37,362.00
12/16/2021	685151	ELECTRICAL APPLIANCE REPAIR	\$302.55
12/16/2021	685152	ESC OF MEDINA COUNTY	\$104,920.75
12/16/2021	685153	EXTRACTOR CORPORATION	\$245.00
12/16/2021	685154	FARMERS EXCHANGE CO INC	\$177.39
12/16/2021	685155	FJR PROPERTIES LTD	\$2,500.00
12/16/2021	685156	FLAGHOUSE INC.	\$133.40
12/16/2021	685157	FLINN SCIENTIFIC INC.	\$507.60
12/16/2021	685158	FOWLER COMPANY	\$120.00
12/16/2021	685159	FRONTIER NORTH INC	\$4,627.84
12/16/2021	685160	GENERAL MAINTENANCE	\$605.00
12/16/2021	685161	GIONINO'S PIZZERIA	\$86.00
12/16/2021	685162	GORDON FOOD SERVICE	\$463.83
12/16/2021	685163	GRAINGER SUPPLY CO	\$490.18

Test Schools Check Register For the Period of - 4

1/11/22

4:02 PM

Check Date	Check Number	Vendor Name	Transaction Amount
12/16/2021	685164	MEDINA AREA CHAMBER OF COMMERCE	\$79.00
12/16/2021	685165	GRIZZLY AUTO & TIRE	\$879.63
12/16/2021	685166	HARRISON FORD INC	\$1,009.38
12/16/2021	685167	HERSHEY CREAMERY CO	\$1,602.72
12/16/2021	685168	HUDSON CITY SCHOOL DISTRICT	\$505.00
12/16/2021	685169	INNOVATIVE SOLUTIONS DISTRIBUTION	\$2,030.00
12/16/2021	685170	INTEGRITY SPORT SERVICES LLC	\$3,835.50
12/16/2021	685171	JOHNSTONE SUPPLY INC.	\$363.31
12/16/2021	685172	JW PEPPER & SON, INC.	\$1,070.44
12/16/2021	685173	KELE INC	\$418.46
12/16/2021	685174	KIDSLINK NEUROBEHAVIORAL	\$5,427.50
12/16/2021	685175	LEARN21: A FLEXIBLE LEARNING	\$85.00
12/16/2021	685176	LODI LUMBER CO	\$39.60
12/16/2021	685177	MACGILL DISCOUNT NURSE SUPPLY	\$445.23
12/16/2021	685178	MACIE PUBLISHING COMPANY	\$286.60
12/16/2021	685179	MALLEY'S CHOCOLATES	\$288.00
12/16/2021	685180	MCMASTER-CARR SUPPLY COMPANY	\$211.76
12/16/2021	685181	MCS FOOD SERVICE DEPT.	\$356.79
12/16/2021	685182	MEDINA CITY SCHOOLS	\$371.70
12/16/2021	685183	MEDINA CITY SCHOOLS	\$47,970.00
12/16/2021	685184	MEDINA COUNTY BOARD OF DD.	\$3,330.60
12/16/2021	685185	MEDINA COUNTY SANITARY	\$10,195.93
12/16/2021	685186	MEDINA HARDWARE INC	\$219.02
12/16/2021	685187	MEDINA SENIOR HIGH SCHOOL	\$359.85
12/16/2021	685188	MEDINA SIGN POST INC	\$1,699.00
12/16/2021	685189	MONTVILLE POLICE DEPARTMENT	\$126.00
12/16/2021	685190	MORGAN AMEND	\$1,650.00
12/16/2021	685191	MUSIC THEATRE INTERNATIONAL	\$400.00
12/16/2021	685192	MUSIC THERAPY ENRICHMENT	\$736.00
12/16/2021	685193	N2Y, LLC.	\$598.00
12/16/2021	685194	NASCO EDUCATION, LLC.	\$324.44
12/16/2021	685195	NATIONAL SPEECH & DEBATE ASSOC	\$200.00
12/16/2021	685196	NEOLA INC.	\$1,295.00

Test Schools Check Register For the Period of - 4

1/11/22

4:02 PM

Check Date	Check Number	Vendor Name	Transaction Amount
12/16/2021	685197	NICKLES BAKERY	\$1,298.79
12/16/2021	685198	NORTHERN OHIO EQUIP. SERVICES	\$1,357.00
12/16/2021	685199	NPI AUDIO VISUAL SOLUTIONS	\$500.00
12/16/2021	685200	OAGC	\$270.00
12/16/2021	685201	OASSA	\$590.00
12/16/2021	685202	OHIO EDISON COMPANY	\$107,732.18
12/16/2021	685203	OHIO HIGH SCHOOL SPEECH LEAGUE	\$50.00
12/16/2021	685204	OHIO SCHOOL BOARDS ASSOC	\$4,675.00
12/16/2021	685205	OHIO SCHOOLS COUNCIL	\$11,526.00
12/16/2021	685206	OHIO STATE BAR ASSOCIATION	\$247.00
12/16/2021	685207	ORLO AUTO PARTS INC	\$962.55
12/16/2021	685208	OTC BRANDS INC	\$213.77
12/16/2021	685209	PATRICK O'BRIEN	\$150.00
12/16/2021	685210	PIONEER DRAMA SERVICE INC	\$469.50
12/16/2021	685211	PLAYSCRIPTS INC.	\$1,335.00
12/16/2021	685212	POSITIVE PROMOTIONS INC	\$317.78
12/16/2021	685213	PRODRYERS.COM	\$855.00
12/16/2021	685214	QUADIENT LEASING USA, INC.	\$2,091.58
12/16/2021	685215	REALLY GOOD STUFF LLC	\$32.99
12/16/2021	685216	ROJEN COMPANY	\$513.52
12/16/2021	685217	ROWLEYS WHOLESALE	\$4,060.21
12/16/2021	685218	RUFF NEON & LIGHTING MAINT. INC.	\$1,356.03
12/16/2021	685219	RUMPKE OF OHIO INC	\$1,262.02
12/16/2021	685220	SAVVAS LEARNING COMPANY LLC	\$53.37
12/16/2021	685221	SCHOLASTIC, INC.	\$272.50
12/16/2021	685222	SDI INNOVATIONS, INC.	\$140.00
12/16/2021	685223	SCRUBBER CITY INC	\$93.82
12/16/2021	685224	SHERWIN WILLIAMS COMPANY	\$151.55
12/16/2021	685225	STEPHANIE M. BOWLIN	\$265.72
12/16/2021	685226	SPORTSWORLD	\$1,543.25
12/16/2021	685227	STANTON'S SHEET MUSIC INC	\$288.16
12/16/2021	685228	STAPLES INC	\$41.77
12/16/2021	685229	SUBURBAN SCHOOL	\$67,355.00

Test Schools Check Register For the Period of - 4

1/11/22

4:02 PM

Check Date	Check Number	Vendor Name	Transaction Amount
12/16/2021	685230	TALBERT'S COMMERCIAL PRODUCTS	\$457.90
12/16/2021	685231	TIMBERS-KOVAR & CO	\$2,353.44
12/16/2021	685232	TRANSPORTATION ACCESSORIES CO, INC.	\$1,076.92
12/16/2021	685233	TRECA DIGITAL ACADEMY	\$13,000.00
12/16/2021	685234	TREE MAINTENANCE SERVICE INC	\$1,850.00
12/16/2021	685235	UNITED RENTALS (N AMERICA) INC	\$160.00
12/16/2021	685236	UNIVERSITY OF OREGON	\$1,600.00
12/16/2021	685237	US BANK EQUIPMENT FINANCE	\$11,415.00
12/16/2021	685238	USA MOBILE DRUG TESTING	\$523.00
12/16/2021	685239	VERIZON WIRELESS	\$82.95
12/16/2021	685240	VINCENT LIGHTING SYSTEMS CO	\$1,625.00
12/16/2021	685241	WADSWORTH CITY SCHOOLS	\$130.00
12/16/2021	685242	WARD'S SCIENCE (USE V#207037)	\$13.29
12/16/2021	685243	WATERLOGIC AMERICAS LLC	\$59.95
12/16/2021	685244	WELLINGTON IMPLEMENT CO. INC.	\$511.99
12/16/2021	685245	WEST MUSIC COMPANY INC	\$232.93
12/16/2021	685246	WHITE HOUSE ARTESIAN SPRINGS	\$68.00
12/16/2021	685247	WILSON LANGUAGE TRAINING CORP	\$129.60
12/16/2021	685248	WOLFF BROS. SUPPLY INC.	\$824.36
12/16/2021	685249	WT COX INFORMATION SERVICES	\$1,341.54
12/16/2021	685250	ZINKAN ENTERPRISES INC.	\$104.00
12/16/2021	V685251	ACA TRACK LLC.	\$1,625.00
12/16/2021	V685252	AIRGAS USA LLC	\$24.11
12/16/2021	V685253	ALAN T ROLAND	\$480.00
12/16/2021	V685258	AMAZON.COM	\$8,751.08
12/16/2021	V685259	ANTHONY BELSITO	\$549.00
12/16/2021	V685260	ASCD	\$478.70
12/16/2021	V685261	BLICK ART MATERIALS LLC	\$1,579.81
12/16/2021	V685262	KATIE LYNN BOBER	\$47.95
12/16/2021	V685263	ELIZABETH A BONDI	\$19.88
12/16/2021	V685264	ANDREW L BRENNER	\$87.25
12/16/2021	V685265	KRISTINA M CASSIDY	\$259.84
12/16/2021	V685266	CDWG	\$16,405.76

Test Schools Check Register For the Period of - 4

1/11/22

4:02 PM

Check Date	Check Number	Vendor Name	Transaction Amount
12/16/2021	V685267	MITCHELL P CHARVAT	\$78.85
12/16/2021	V685268	CHRISTIA MATTEY	\$1,814.40
12/16/2021	V685269	CLEVELAND CLINIC CENTER	\$30,275.16
12/16/2021	V685270	LINDA MARIE CORNELL	\$45.92
12/16/2021	V685271	DAWN PROKOP	\$1,051.88
12/16/2021	V685272	DISCOUNT SCHOOL SUPPLY	\$183.62
12/16/2021	V685273	EASY GRAPHICS CORP	\$7,677.25
12/16/2021	V685274	ENTERPRISE FM TRUST	\$8,468.72
12/16/2021	V685275	HARPLEY CS LLC	\$1,540.00
12/16/2021	V685276	JOHNSON CONTROLS FIRE PROT	\$1,474.25
12/16/2021	V685277	JOSHEN PAPER & PACKAGING CO.	\$3,672.10
12/16/2021	V685278	LLA THERAPY, LLC.	\$44,668.50
12/16/2021	V685279	LORI S KELLY	\$2,226.50
12/16/2021	V685280	JULIE ANN MCCABE	\$288.29
12/16/2021	V685281	MICHAEL L WESNER	\$2,330.08
12/16/2021	V685282	ANGELA LYNN MORMAN	\$21.56
12/16/2021	V685283	ALEXANDRA H MUSSELMAN	\$47.59
12/16/2021	V685284	NICHOLAS BRANDON MACLARREN	\$1,070.00
12/16/2021	V685285	OMNI CHEER	\$26.98
12/16/2021	V685286	QUILL CORPORATION	\$1,792.01
12/16/2021	V685287	RAVEN M ORY	\$490.00
12/16/2021	V685288	REINHARDT SUPPLY COMPANY	\$8,687.52
12/16/2021	V685289	RIVERSIDE INSIGHTS	\$1,511.29
12/16/2021	V685290	SCHOOL SPECIALTY, LLC.	\$5,174.23
12/16/2021	V685291	SHERYL ANN SCHRADER	\$39.61
12/16/2021	V685292	SHELLEY MACK	\$493.00
12/16/2021	V685293	DANIEL JOSEPH SMITH	\$17.47
12/16/2021	V685294	TARA LOCHER	\$528.00
12/16/2021	V685295	TECHNOLOGY ENGINEERING	\$2,740.00
12/16/2021	V685296	ELISA TEDONA	\$504.45
12/16/2021	V685297	VINSON GROUP LLC	\$2,575.00
12/16/2021	V685298	VOYAGER SOPRIS LEARNING INC	\$442.90
12/16/2021	V685338	GORDON FOOD SERVICE	\$11,208.41

Test Schools Check Register For the Period of - 4

1/11/22

4:02 PM

Check Date	Check Number	Vendor Name	Transaction Amount
12/16/2021 - Total			\$819,215.85
12/17/2021	685317	F.C.P.E	\$145.00
12/17/2021	685318	KIDS FIRST	\$22.00
12/17/2021	685319	OAPSE	\$4,861.99
12/17/2021	685320	KEITH L RUCINSKI, CHAPTER 13 TRSTEE	\$1,268.77
12/17/2021	685321	OHIO EDUCATION ASSOCIATION	\$372.20
12/17/2021	685322	PEOPLE QUALIFIED COMMITTEE	\$25.05
12/17/2021	V685323	MEMO-FLEXSAVE	\$9,519.64
12/17/2021	V685324	MEDINA CITY SCHOOLS FOUNDATION	\$69.00
12/17/2021	V685325	MEDINA CITY TEACHERS ASSOC	\$37,884.93
12/17/2021	V685326	MEMO - SERS - BOARD	\$61,131.58
12/17/2021	V685327	MEMO - STRS - BOARD	\$232,813.71
12/17/2021	V685328	MEMO -EFTPS - TAXES	\$244,714.47
12/17/2021	V685329	MEMO -MEDINA CITY SCHOOLS	\$431,126.82
12/17/2021	V685330	MEMO --S E R S - EMPLOYEE	\$44,134.52
12/17/2021	V685331	MEMO --S T R S - EMPLOYEE	\$243,803.13
12/17/2021	V685332	OHIO BUSINESS GATEWAY	\$47,078.46
12/17/2021	V685333	OHIO CHILD SUPPORT PAYMENT CENTRAL	\$2,043.95
12/17/2021	V685334	MEMO - OMNI	\$47,463.88
12/17/2021	V685335	TRUSTMARK VOLUNTARY BENEFITS	\$1,832.52
12/17/2021 - Total			\$1,410,311.62
12/21/2021	685348	ARMSTRONG UTILITIES INC.	\$149.95
12/21/2021	685349	HOME DEPOT CREDIT SERVICES	\$130.34
12/21/2021	685350	US BANK EQUIPMENT FINANCE	\$13,698.00
12/21/2021	V685339	AIR RITE SERVICES, INC (V-CARD)	\$751.68
12/21/2021	V685341	CINTAS CORPORATION (V-CARD)	\$2,462.56
12/21/2021	V685342	EDUCATION ALTERNATIVES (V-CARD)	\$7,632.00
12/21/2021	V685343	FOLLETT SCHOOL SOLUTIONS (V-CARD)	\$1,372.02
12/21/2021	V685344	POINT SPRING & DRIVESHAFT (V-CARD)	\$1,656.94
12/21/2021	V685345	ROBERT J. VERNAK (V-CARD)	\$4,551.00
12/21/2021	V685346	SIMPLE SOLUTIONS LEARNING (V-CARD)	\$892.38
12/21/2021	V685347	W.B. MASON CO. INC. (V-CARD)	\$77.92
12/21/2021 - Total			\$33,374.79

Test Schools Check Register For the Period of - 4

1/11/22

4:02 PM

Check Date	Check Number	Vendor Name	Transaction Amount
12/22/2021	V685352	GORDON FOOD SERVICE	\$8,258.92
12/22/2021 - Total			\$8,258.92
12/23/2021	V686363	SYSCO CLEVELAND INC	\$77,850.01
12/23/2021 - Total			\$77,850.01
12/28/2021	685354	ABC FIRE INC	\$137.50
12/28/2021	685355	AKRON BEARING COMPANY INC.	\$120.86
12/28/2021	685356	APPLE INC.	\$19,180.00
12/28/2021	685357	ARMSTRONG UTILITIES INC.	\$279.30
12/28/2021	685358	BUEHLER'S MARKETS	\$472.00
12/28/2021	685359	CAFETERIA-PEPSI COLA ORDERS	\$487.80
12/28/2021	685360	CENTRAL INSTRUMENT CO.	\$85.00
12/28/2021	685361	COLUMBIA GAS OF OHIO INC	\$464.16
12/28/2021	685362	CUMMINS INTERSTATE POWER INC	\$4,293.00
12/28/2021	685363	DATA RECOGNITION CORP.	\$6,964.80
12/28/2021	685364	DE LAGE LANDEN FINANCIAL	\$1,596.99
12/28/2021	685365	DEMCO INC	\$136.61
12/28/2021	685366	ELECTRICAL APPLIANCE REPAIR	\$1,138.71
12/28/2021	685367	ETIENNE MASSICOTTE	\$168.00
12/28/2021	685368	FASTENAL COMPANY	\$18.40
12/28/2021	685369	FBN SYSTEMS INC.	\$2,570.00
12/28/2021	685370	FREEDOM FLIGHT MODELS	\$144.00
12/28/2021	685371	GRAINGER SUPPLY CO	\$458.40
12/28/2021	685372	HEALTHCARE BILLING SERVICES	\$1,632.05
12/28/2021	685373	HOUSE OF FLOWERS BOUTIQUE	\$206.95
12/28/2021	685374	IDENTIPHOTO	\$171.66
12/28/2021	685375	TECTA AMERICA CORP.	\$41,414.00
12/28/2021	685376	LIBRARY STORE INC.	\$45.92
12/28/2021	685377	LORAIN COUNTY COMM. COLLEGE	\$325.00
12/28/2021	685378	MACGILL DISCOUNT NURSE SUPPLY	\$1,834.70
12/28/2021	685379	MEDINA CITY SCHOOLS	\$5,325.00
12/28/2021	685380	MEDINA SIGN POST INC	\$5,327.59
12/28/2021	685381	NORTHEAST OHIO NETWORK FOR TEC.	\$9,601.00
12/28/2021	685382	NICKLES BAKERY	\$202.60

Test Schools Check Register For the Period of - 4

1/11/22

4:02 PM

Check Date	Check Number	Vendor Name	Transaction Amount
12/28/2021	685383	OAGC	\$1,905.00
12/28/2021	685384	OHIO EDISON COMPANY	\$806.23
12/28/2021	685385	P & A ADMINISTRATIVE SERVICES	\$340.40
12/28/2021	685386	PSYCHOLOGICAL ASSESSMENT RESOURCES	\$498.00
12/28/2021	685387	ROBERTS ROOFING CO	\$58,627.60
12/28/2021	685388	SARGENT-WELCH LLC	\$922.44
12/28/2021	685389	STANTON'S SHEET MUSIC INC	\$253.33
12/28/2021	685390	STAPLES INC	\$78.77
12/28/2021	685391	THE GREAT BOOKS FOUNDATION	\$134.85
12/28/2021	685392	UNIVERSITY OF OREGON	\$500.00
12/28/2021	686349	AMY & DANIEL SCHNEIDER	\$100.00
12/28/2021	686350	AMY MILLER	\$36.00
12/28/2021	686351	AUDREY BARBOSA	\$2.50
12/28/2021	686352	CLAUDIO GANDAIO	\$46.00
12/28/2021	686353	EMILY REESE	\$39.00
12/28/2021	686354	JULIE GILL	\$10.25
12/28/2021	686355	KIMBERLY & RONALD WHITCHILL	\$330.00
12/28/2021	686356	LISAH PHAT	\$30.00
12/28/2021	686357	MEREDITH CHAN	\$23.00
12/28/2021	686358	PATRICIA KABAK	\$36.00
12/28/2021	686359	VICTORIA AYALA	\$30.00
12/28/2021	V685393	ALAN T ROLAND	\$280.00
12/28/2021	V685394	AMAZON.COM	\$21.44
12/28/2021	V685395	JEANNE MARIE BLANKENSHIP	\$239.74
12/28/2021	V685396	CDWG	\$702.39
12/28/2021	V685397	DAWN PROKOP	\$1,416.25
12/28/2021	V685398	JEANNE PRITCHARD	\$285.00
12/28/2021	V685399	JOSHEN PAPER & PACKAGING CO.	\$495.15
12/28/2021	V685400	MEDCO SUPPLY	\$64.65
12/28/2021	V685401	MEDINA COUNTY PORT AUTHORITY	\$853.00
12/28/2021	V685402	NICHOLAS BRANDON MACLARREN	\$400.00
12/28/2021	V685403	QUILL CORPORATION	\$181.76
12/28/2021	V685404	REDTREE INVESTMENT GROUP	\$1,592.95

Test Schools Check Register For the Period of - 4

1/11/22

4:02 PM

Check Date	Check Number	Vendor Name	Transaction Amount
12/28/2021	V685405	SCHOOL SPECIALTY, LLC.	\$550.58
12/28/2021	V686346	CINTAS CORPORATION (V-CARD)	\$339.78
12/28/2021	V686347	GARDINER SERVICE COMPANY (V-CARD)	\$30,000.00
12/28/2021	V686348	W.B. MASON CO. INC. (V-CARD)	\$160.85
12/28/2021	V686360	JULIE A CONDIT	\$11.00
12/28/2021	V686399	MEMO - MEDICAL MUTUAL	\$393,024.96
12/28/2021 - Total			\$600,170.87
12/29/2021	686365	CENTRAL COLLECTION AGENCY	\$203.43
12/29/2021	686366	CITY OF AKRON	\$434.27
12/29/2021	686367	CITY OF BRUNSWICK	\$333.87
12/29/2021	686368	CITY OF LAKEWOOD	\$248.93
12/29/2021	686369	CITY OF PARMA	\$284.22
12/29/2021	686370	F.C.P.E	\$145.00
12/29/2021	686371	KIDS FIRST	\$22.00
12/29/2021	686372	OAPSE	\$4,902.60
12/29/2021	686373	KEITH L RUCINSKI, CHAPTER 13 TRSTEE	\$1,268.77
12/29/2021	686374	OHIO EDUCATION ASSOCIATION	\$328.70
12/29/2021	686375	PEOPLE QUALIFIED COMMITTEE	\$25.05
12/29/2021	686376	R.I.T.A.	\$77,916.12
12/29/2021	V686377	MEMO-FLEXSAVE	\$9,519.64
12/29/2021	V686378	MEDINA CITY SCHOOLS FOUNDATION	\$69.00
12/29/2021	V686379	MEMO - SERS - BOARD	\$59,336.94
12/29/2021	V686380	MEMO - STRS - BOARD	\$231,569.66
12/29/2021	V686381	MEMO -EFTPS - TAXES	\$260,473.98
12/29/2021	V686382	MEMO -MEDINA CITY SCHOOLS	\$1,874.87
12/29/2021	V686383	MEMO MET LIFE INSURANCE	\$4,889.96
12/29/2021	V686384	MEMO --S E R S - EMPLOYEE	\$42,852.66
12/29/2021	V686385	MEMO --S T R S - EMPLOYEE	\$239,045.96
12/29/2021	V686386	OHIO BUSINESS GATEWAY	\$49,012.65
12/29/2021	V686387	OHIO CHILD SUPPORT PAYMENT CENTRAL	\$2,043.95
12/29/2021	V686388	MEMO - OMNI	\$48,201.86
12/29/2021	V686389	SCHOOL DISTRICT INCOME TAX	\$5,430.49
12/29/2021	V686390	TRUSTMARK VOLUNTARY BENEFITS	\$1,819.21

Test Schools Check Register For the Period of - 4

1/11/22

4:02 PM

Check Date	Check Number	Vendor Name	Transaction Amount
12/29/2021	V686391	WORKERS COMP MEMO	\$31,382.20
12/29/2021	V686392	MEMO MET LIFE INSURANCE	\$29.17
12/29/2021	V686393	MEMO - BUREAU WORK COMP	\$2,796.23
12/29/2021	V686394	MEMO - HUNTINGTON NAT'L BANK	\$245,814.00
12/29/2021	V686395	MEMO - MEDICAL MUTUAL	\$116,818.71
12/29/2021	V686396	MEMO - WESTFIELD BANK	\$578.98
12/29/2021	V686397	MEMO MET LIFE INSURANCE	\$50,480.12
12/29/2021	V686398	OHIO DEPT OF ED - MEMO CK	\$13,511.17
12/29/2021 - Total			\$1,503,664.37
12/31/2021	V686400	MEMO - P & A ADMINISTRATIVE	\$20,855.84
12/31/2021	V686406	MEMO - STRS - BOARD	\$2,094.87
12/31/2021	V686407	MEMO -EFTPS - TAXES	\$277.73
12/31/2021	V686408	OHIO BUSINESS GATEWAY	\$63.25
12/31/2021 - Total			\$23,291.69
Overall - Total			\$10,131,277.14

Fund - Expender	Function First Two Digits	Fiscal Year Budgeted Amount	% Expensed	Fiscal Year Expense Amount	Fiscal Year Encumbrance Amount	Balance
0010000	1100	\$32,688,652.75	0.00128239	\$41,919.75	\$0.00	\$32,646,733.00
0010000	1100	\$17,469,627.76	0.50079087	\$8,748,626.61	\$50,616.69	\$8,670,384.46
0010000	1100	\$998,206.50	4.38544544	\$4,377,580.14	\$53,005.13	(\$3,432,378.77)
0010000	1100	\$1,316,469.48	4.07121466	\$5,359,629.85	\$62,330.53	(\$4,105,490.90)
0010000	1100	\$50,330.07	0.37361065	\$18,803.85	\$26,526.22	\$5,000.00
0010000	1100	\$77,030.00	0.79349072	\$61,122.59	\$42,856.12	(\$26,948.71)
0010000	1100	\$70,507.00	0.19492533	\$13,743.60	\$9,740.64	\$47,022.76
0010000	1200	\$79,012.58	3.41495	\$269,824.01	\$4,748.90	(\$195,560.33)
0010000	1200	\$60,500.00	0.53366215	\$32,286.56	\$15,747.31	\$12,466.13
0010000	1200	\$663,628.00	0.59561042	\$395,263.75	\$0.00	\$268,364.25
0010000	1200	\$36,621.00	6.61151225	\$242,120.19	\$0.00	(\$205,499.19)
0010000	1200	\$20,425.00	0	\$0.00	\$0.00	\$20,425.00
0010000	1200	\$1,531,181.00	0.78296771	\$1,198,865.28	\$0.00	\$332,315.72
0010000	1200	\$255,165.00	0	\$0.00	\$0.00	\$255,165.00
0010000	1200	\$66,583.00	4.22979439	\$281,632.40	\$0.00	(\$215,049.40)
0010000	1200	\$50,863.00	7.54109215	\$383,562.57	\$0.00	(\$332,699.57)
0010000	1200	\$1,000.00	0	\$0.00	\$0.00	\$1,000.00
0010000	1200	\$44,063.00	4.71896852	\$207,931.91	\$0.00	(\$163,868.91)
0010000	1200	\$3,096.00	0	\$0.00	\$0.00	\$3,096.00
0010000	1200	\$1,477,715.00	0.71689358	\$1,059,364.40	\$0.00	\$418,350.60
0010000	1200	\$190,000.00	0	\$0.00	\$0.00	\$190,000.00
0010000	1200	\$3,752.65	29.15396853	\$109,404.64	\$0.00	(\$105,651.99)
0010000	1200	\$0.00	0	\$169,385.07	\$0.00	(\$169,385.07)
0010000	1200	\$41,048.22	6.79199171	\$278,799.17	\$1,385.02	(\$239,135.97)
0010000	1200	\$2,449,588.87	0.60181848	\$1,474,207.84	\$497,228.51	\$478,152.52
0010000	1300	\$253,853.00	0.59281017	\$150,486.64	\$15,444.30	\$87,922.06
0010000	1300	\$22,557.00	0.08416456	\$1,898.50	\$0.00	\$20,658.50
0010000	1900	\$14,102.00	1.49098851	\$21,025.92	\$0.00	(\$6,923.92)
0010000	1900	\$25,500.00	0.38564471	\$9,833.94	\$15,366.06	\$300.00
0010000	1900	\$2,861,888.27	0.281579	\$805,847.63	\$95,882.20	\$1,960,158.44
0010000	2100	\$568,445.60	0.61355822	\$348,774.47	\$6,431.56	\$213,239.57
0010000	2100	\$272,682.00	2.93845311	\$801,263.27	\$200.00	(\$528,781.27)
0010000	2100	\$30,256.00	0	\$0.00	\$0.00	\$30,256.00
0010000	2100	\$393,104.30	0.21346777	\$83,915.10	\$95,337.72	\$213,851.48
0010000	2100	\$347,588.00	1.4455117	\$502,442.52	\$0.00	(\$154,854.52)
0010000	2100	\$5,460.00	0.51996337	\$2,839.00	\$1,781.00	\$840.00
0010000	2100	\$430,123.00	1.11774162	\$480,766.38	\$29,447.75	(\$80,091.13)
0010000	2100	\$583,858.00	0.2923472	\$170,689.25	\$159,080.60	\$254,088.15
0010000	2100	\$203,494.11	0.61401512	\$124,948.46	\$84,253.20	(\$5,707.55)
0010000	2100	\$0.00	0	\$19,340.07	\$0.00	(\$19,340.07)
0010000	2100	\$0.00	0	\$6,596.79	\$0.00	(\$6,596.79)
0010000	2200	\$24,099.00	0	\$0.00	\$0.00	\$24,099.00
0010000	2200	\$64,414.13	5.52709864	\$356,023.25	\$26,112.50	(\$317,721.62)
0010000	2200	\$68,633.00	0.08665846	\$5,947.63	\$14,010.00	\$48,675.37
0010000	2200	\$3,005.00	2.58208652	\$7,759.17	\$0.00	(\$4,754.17)
0010000	2200	\$396,796.53	0.91108957	\$361,517.18	\$13,614.29	\$21,665.06
0010000	2300	\$178,856.00	0.72480957	\$129,636.54	\$23,017.20	\$26,202.26
0010000	2400	\$564,746.70	0.32545984	\$183,802.37	\$7,181.41	\$373,762.92
0010000	2400	\$70,983.00	5.45237184	\$387,025.71	\$0.00	(\$316,042.71)
0010000	2400	\$5.00	0	\$0.00	\$0.00	\$5.00
0010000	2400	\$350,136.39	0.96435703	\$337,656.49	\$105,200.12	(\$92,720.22)
0010000	2400	\$4,039,696.30	0.544541	\$2,199,780.28	\$51,990.99	\$1,787,925.03
0010000	2400	\$1,000.00	0	\$0.00	\$1,000.00	\$0.00
0010000	2400	\$1,500.00	0	\$0.00	\$0.00	\$1,500.00
0010000	2400	\$37,265.90	0.49856169	\$18,579.35	\$627.00	\$18,059.55
0010000	2500	\$1,273,885.38	0.53973473	\$687,560.18	\$31,238.07	\$555,087.13
0010000	2500	\$52,312.00	0.06379033	\$3,337.00	\$41,375.00	\$7,600.00
0010000	2600	\$460,926.84	0.56379761	\$259,869.45	\$95,316.87	\$105,740.52
0010000	2600	\$3,834.00	0.10354721	\$397.00	\$0.00	\$3,437.00
0010000	2600	\$124,846.60	0.000286	\$3.57	\$21,494.77	\$103,348.26
0010000	2700	\$4,983,743.28	0.53166581	\$2,649,685.92	\$812,999.03	\$1,521,058.33
0010000	2700	\$863,027.00	1.8326443	\$1,581,621.51	\$0.00	(\$718,594.51)
0010000	2700	\$2,755.00	0.47901996	\$1,319.70	\$849.85	\$585.45
0010000	2800	\$0.00	0	\$456.31	\$0.00	(\$456.31)
0010000	2900	\$154,277.12	0.74282862	\$114,601.46	\$10,701.34	\$28,974.32
0010000	2900	\$350.00	0.42857143	\$150.00	\$100.00	\$100.00
0010000	2900	\$274,410.97	0.45056879	\$123,641.02	\$13,205.08	\$137,564.87
0010000	2900	\$12,618.00	0.68439769	\$8,635.73	\$1,877.04	\$2,105.23
0010000	3200	\$1,497.00	20.89688711	\$31,282.64	\$0.00	(\$29,785.64)
0010000	3200	\$4,987.25	0.36493057	\$1,820.00	\$180.00	\$2,987.25
0010000	4100	\$62,237.00	0	\$0.00	\$0.00	\$62,237.00
0010000	4100	\$4,595.00	0	\$0.00	\$0.00	\$4,595.00
0010000	4100	\$476.00	0	\$0.00	\$0.00	\$476.00
0010000	4100	\$35,306.00	0	\$0.00	\$0.00	\$35,306.00
0010000	4100	\$11,054.00	3.21103763	\$35,494.81	\$0.00	(\$24,440.81)
0010000	4100	\$2,107.00	6.59472235	\$13,895.08	\$0.00	(\$11,788.08)
0010000	4100	\$893.00	2.82712206	\$2,524.62	\$0.00	(\$1,631.62)
0010000	4100	\$856.00	9.07193925	\$7,765.58	\$0.00	(\$6,909.58)
0010000	4100	\$27,857.00	0.44524285	\$12,403.13	\$0.00	\$15,453.87
0010000	4500	\$0.00	0	\$22,365.30	\$0.00	(\$22,365.30)
0010000	4500	\$275.00	22.24956364	\$6,118.63	\$0.00	(\$5,843.63)
0010000	4500	\$4,533.00	0	\$0.00	\$0.00	\$4,533.00
0010000	4500	\$3,217.00	5.65894622	\$18,204.83	\$0.00	(\$14,987.83)
0010000	4500	\$116,125.00	0.96203574	\$111,716.40	\$0.00	\$4,408.60
0010000	4500	\$1,438.00	0	\$0.00	\$0.00	\$1,438.00
0010000	4500	\$1,233.00	8.57105434	\$10,568.11	\$0.00	(\$9,335.11)
0010000	4500	\$2,242.00	11.80132471	\$26,458.57	\$0.00	(\$24,216.57)
0010000	4500	\$1,172.00	14.15321672	\$16,587.57	\$0.00	(\$15,415.57)
0010000	4500	\$4,466.00	0	\$0.00	\$0.00	\$4,466.00
0010000	4500	\$4,517.00	0	\$0.00	\$0.00	\$4,517.00
0010000	4500	\$3,592.00	9.41766425	\$33,828.25	\$0.00	(\$30,236.25)

Fund - Expended	Function First Two Digits	Fiscal Year Budgeted Amount	% Expended	Fiscal Year Expense Amount	Fiscal Year Encumbrance Amount	Balance
0010000	4500	\$1,900.00	3.86439474	\$7,342.35	\$0.00	(\$5,442.35)
0010000	4500	\$3,399.00	8.55723448	\$29,086.04	\$0.00	(\$25,687.04)
0010000	4500	\$0.00		\$12,482.01	\$0.00	(\$12,482.01)
0010000	4500	\$1,967.00	0	\$0.00	\$0.00	\$1,967.00
0010000	4500	\$2,645.00	10.30834405	\$27,265.57	\$0.00	(\$24,620.57)
0010000	4500	\$1,919.00	7.66935383	\$14,717.49	\$0.00	(\$12,798.49)
0010000	4500	\$1,073.00	0	\$0.00	\$0.00	\$1,073.00
0010000	4500	\$1,099.00	18.5388899	\$20,374.24	\$0.00	(\$19,275.24)
0010000	4500	\$105,912.00	1.7299408	\$183,221.49	\$523.93	(\$77,833.42)
0010000	4500	\$1,667.00	9.77521296	\$16,295.28	\$0.00	(\$14,628.28)
0010000	4500	\$5,652.00	0	\$0.00	\$0.00	\$5,652.00
0010000	4600	\$3,787.00	1.34643781	\$5,098.96	\$0.00	(\$1,311.96)
0010000	4600	\$5,958.00	0.40172373	\$2,393.47	\$0.00	\$3,564.53
0010000	4600	\$510.00	1.81154902	\$923.89	\$0.00	(\$413.89)
0010000	4600	\$458.00	0	\$0.00	\$0.00	\$458.00
0010000	4600	\$81.00	36.28444444	\$2,939.04	\$0.00	(\$2,858.04)
0010000	5600	\$261,422.00	0.94029577	\$245,814.00	\$13,608.00	\$2,000.00
0010000	7200	\$460,888.00	0.73599773	\$339,212.52	\$0.00	\$121,675.48
0010000	7400	\$400,000.00	0	\$0.00	\$0.00	\$400,000.00
0029000	2500	\$70,000.00	0.37260814	\$26,082.57	\$0.00	\$43,917.43
0029000	6100	\$4,173,661.50	0.88127493	\$3,678,143.25	\$495,518.25	\$0.00
0029012	2500	\$5,000.00	0	\$0.00	\$1,250.00	\$3,750.00
0029012	6100	\$1,726,512.50	0.76567285	\$1,321,943.75	\$404,568.75	\$0.00
0029014	6100	\$343,887.50	0.9864055	\$339,212.52	\$0.00	\$4,674.98
0030000	2700	\$0.00		\$0.00	\$0.00	\$0.00
0039000	2700	\$13,601.14	0	\$0.00	\$0.00	\$13,601.14
0039001	2700	\$263,133.90	0.51172692	\$134,652.70	\$13,867.20	\$114,614.00
0060000	2700	\$0.00		\$0.00	\$0.00	\$0.00
0060000	3100	\$81,036.00	1.1104556	\$89,986.88	\$400.00	(\$9,350.88)
0060000	3100	\$1,255,805.06	0.5983515	\$751,412.84	\$35,190.06	\$469,202.16
0060000	7400	\$270,000.00	0	\$0.00	\$0.00	\$270,000.00
0069006	3100	\$3,068,459.48	0.17671213	\$542,234.01	\$191,233.14	\$2,334,992.33
0079004	3200	\$20,000.00	0	\$0.00	\$20,000.00	\$0.00
0079111	3200	\$500.00	0	\$0.00	\$0.00	\$500.00
0079333	3200	\$6,000.00	0	\$0.00	\$6,000.00	\$0.00
0089002	3200	\$250.00	0	\$0.00	\$250.00	\$0.00
0089003	3200	\$50,000.00	0	\$0.00	\$50,000.00	\$0.00
0089112	3200	\$500.00	0	\$0.00	\$500.00	\$0.00
0099000	1100	\$27,341.00	0	\$0.00	\$0.00	\$27,341.00
0099000	1100	\$7,060.00	0	\$0.00	\$0.00	\$7,060.00
0099110	1100	\$6,594.00	0.69229299	\$4,564.98	\$370.05	\$1,658.97
0099120	1100	\$11,074.00	0.61858588	\$6,850.22	\$2,118.86	\$2,104.92
0099130	1100	\$11,880.00	0.63393182	\$7,531.11	\$2,535.05	\$1,813.84
0099140	1100	\$10,780.00	0.57978067	\$6,249.82	\$2,877.50	\$1,652.68
0099160	1100	\$13,400.00	0.50252836	\$6,733.88	\$2,621.93	\$4,044.19
0099170	1100	\$14,592.00	0.61011513	\$8,902.80	\$2,607.12	\$3,082.08
0099180	1100	\$12,544.00	0.55263552	\$6,932.26	\$2,017.56	\$3,594.18
0099200	1100	\$24,453.00	0.72233591	\$17,663.28	\$6,047.11	\$742.61
0099210	1100	\$23,140.00	0.54519836	\$12,615.89	\$8,539.56	\$1,984.55
0099300	1100	\$100,991.86	0.33608313	\$33,941.66	\$41,687.93	\$25,362.27
0099300	2400	\$52,000.00	0	\$0.00	\$52,000.00	\$0.00
0099301	2400	\$0.00		\$0.00	\$0.00	\$0.00
0149016	1100	\$277,078.00	0.32378702	\$89,714.26	\$0.00	\$187,363.74
0149016	2100	\$0.00		\$0.00	\$0.00	\$0.00
0149016	2400	\$40,476.00	0.56132128	\$22,720.04	\$0.00	\$17,755.96
0149016	7200	\$0.00		\$0.00	\$0.00	\$0.00
0149016	7400	\$0.00		\$0.00	\$0.00	\$0.00
0149111	7200	\$0.00		\$0.00	\$0.00	\$0.00
0149115	7200	\$0.00		\$0.00	\$0.00	\$0.00
0149116	1200	\$272,100.00	0.4912197	\$133,660.88	\$0.00	\$138,439.12
0149116	1200	\$262,400.00	0.43134546	\$113,185.05	\$0.00	\$149,214.95
0149116	1200	\$54,882.10	0.06899718	\$3,786.71	\$8,047.47	\$43,047.92
0149116	2100	\$5,130.00	1.70344834	\$8,738.69	\$0.00	(\$3,608.69)
0149116	2100	\$50,000.00	0.0581582	\$2,907.91	\$12,000.00	\$35,092.09
0149116	2100	\$225,000.00	0.33048818	\$74,359.84	\$56,000.00	\$94,640.16
0149116	2200	\$4,000.00	0.0809575	\$323.83	\$1,000.00	\$2,676.17
0149116	2400	\$98,100.00	0.50544089	\$48,572.87	\$0.00	\$47,527.13
0149116	2400	\$155,026.00	0.52024647	\$80,651.73	\$1,500.00	\$72,874.27
0149116	2700	\$132.96	0.21389892	\$28.44	\$59.95	\$44.57
0149116	4100	\$6,000.00	0.00530833	\$31.85	\$1,500.00	\$4,468.15
0149116	7400	\$0.00		\$0.00	\$0.00	\$0.00
0160000	1100	\$5,338,110.50	0.33492603	\$1,787,872.17	\$0.00	\$3,550,238.33
0160000	1100	\$27,636.00	3.04164025	\$84,058.77	\$0.00	(\$56,422.77)
0160000	1100	\$132,201.00	2.47410148	\$327,078.69	\$0.00	(\$194,877.69)
0160000	1200	\$25,226.00	0	\$0.00	\$0.00	\$25,226.00
0160000	1200	\$0.00		\$223,522.59	\$0.00	(\$223,522.59)
0160000	1200	\$0.00		\$49,472.49	\$0.00	(\$49,472.49)
0160000	1200	\$0.00		\$104,417.90	\$0.00	(\$104,417.90)
0160000	1200	\$0.00		\$7,211.46	\$0.00	(\$7,211.46)
0160000	1200	\$125,536.00	0	\$0.00	\$0.00	\$125,536.00
0160000	1900	\$0.00		\$41.86	\$0.00	(\$41.86)
0160000	2100	\$0.00		\$12,240.91	\$0.00	(\$12,240.91)
0160000	2400	\$43,640.00	0.4196659	\$18,314.22	\$20,461.36	\$4,864.42
0160000	2400	\$0.00		\$0.00	\$0.00	\$0.00
0160000	2400	\$0.00		\$2,737.65	\$0.00	(\$2,737.65)
0160000	2500	\$110,100.00	0.37577148	\$41,372.44	\$0.00	\$68,727.56
0160000	2700	\$2,000.00	0.290625	\$581.25	\$470.00	\$948.75
0160000	2800	\$410,920.00	0.34593502	\$142,151.62	\$0.00	\$268,768.38
0160000	2800	\$615,487.90	0.50121265	\$308,490.32	\$175,074.60	\$131,922.98

Fund - Expender	Function First Two Digits	Fiscal Year Budgeted Amount	% Expensed	Fiscal Year Expense Amount	Fiscal Year Encumbrance Amount	Balance
0160000	2800	\$1,393,540.00	0.6941161	\$967,278.55	\$0.00	\$426,261.45
0160000	2800	\$1,068,983.54	0.5251107	\$561,334.69	\$397,655.18	\$109,993.67
0160000	2800	\$62,453.00	2.57089812	\$160,560.30	\$0.00	(\$98,107.30)
0160000	4100	\$5,877.00	0	\$0.00	\$0.00	\$5,877.00
0160410	2100	\$84,811.00	0.78568806	\$66,634.99	\$0.00	\$18,176.01
0161000	1100	\$0.00		\$157,654.19	\$0.00	(\$157,654.19)
0161000	1100	\$0.00		\$0.00	\$0.00	\$0.00
0161000	1100	\$0.00		\$0.00	\$0.00	\$0.00
0161000	1200	\$0.00		\$158,568.14	\$0.00	(\$158,568.14)
0161000	2100	\$0.00		\$16,249.42	\$0.00	(\$16,249.42)
0161000	5600	\$0.00		\$0.00	\$0.00	\$0.00
0180000	2600	\$0.00		\$0.00	\$0.00	\$0.00
0189000	2400	\$0.00		\$0.00	\$0.00	\$0.00
0189110	1100	\$500.00	0.2772	\$138.60	\$0.00	\$361.40
0189110	2400	\$15,717.51	0.30611846	\$4,811.42	\$1,586.08	\$9,320.01
0189110	7200	\$0.00		\$0.00	\$0.00	\$0.00
0189111	1200	\$0.00		\$0.00	\$0.00	\$0.00
0189111	7200	\$0.00		\$0.00	\$0.00	\$0.00
0189113	2200	\$3,500.00	0	\$0.00	\$0.00	\$3,500.00
0189120	2400	\$12,551.09	0.24636585	\$3,092.16	\$3,738.16	\$5,720.77
0189120	7200	\$0.00		\$0.00	\$0.00	\$0.00
0189123	2200	\$5,000.00	0.765658	\$3,828.29	\$1,171.71	\$0.00
0189130	1100	\$3,900.00	0.0215359	\$83.99	\$2,250.00	\$1,566.01
0189130	2400	\$19,134.35	0.2142252	\$4,099.06	\$3,009.60	\$12,025.69
0189130	7200	\$0.00		\$0.00	\$0.00	\$0.00
0189132	1200	\$0.00		\$0.00	\$0.00	\$0.00
0189132	7200	\$0.00		\$0.00	\$0.00	\$0.00
0189133	2200	\$150.00	0	\$0.00	\$100.00	\$50.00
0189135	4500	\$15,000.00	0	\$0.00	\$0.00	\$15,000.00
0189140	1100	\$7,800.00	0.22062821	\$1,720.90	\$1,556.71	\$4,522.39
0189140	2400	\$15,350.00	0.14520065	\$2,228.83	\$1,931.44	\$11,189.73
0189143	2200	\$6,000.00	0.10637833	\$638.27	\$361.73	\$5,000.00
0189160	1100	\$0.00		\$0.00	\$0.00	\$0.00
0189160	2400	\$24,962.97	0.40036342	\$9,994.26	\$3,035.31	\$11,933.40
0189160	7200	\$0.00		\$0.00	\$0.00	\$0.00
0189161	2200	\$5,000.00	0	\$0.00	\$0.00	\$5,000.00
0189163	2200	\$3,000.00	0.01666667	\$50.00	\$0.00	\$2,950.00
0189170	1100	\$20,000.00	0	\$0.00	\$0.00	\$20,000.00
0189170	2400	\$20,093.89	0.05885122	\$1,182.55	\$1,813.02	\$17,098.32
0189170	7200	\$0.00		\$0.00	\$0.00	\$0.00
0189171	2400	\$550.00	0.27649091	\$152.07	\$300.00	\$97.93
0189173	2200	\$0.00		\$0.00	\$0.00	\$0.00
0189180	1100	\$2,098.04	0.63788584	\$1,338.31	\$0.00	\$759.73
0189180	2400	\$24,597.33	0.07770315	\$1,911.29	\$3,579.03	\$19,107.01
0189180	7200	\$0.00		\$0.00	\$0.00	\$0.00
0189181	1200	\$0.00		\$0.00	\$0.00	\$0.00
0189183	2200	\$5,000.00	0	\$0.00	\$0.00	\$5,000.00
0189184	7200	\$0.00		\$0.00	\$0.00	\$0.00
0189200	2400	\$30,947.53	0.22919341	\$7,092.97	\$4,257.67	\$19,596.89
0189200	7200	\$0.00		\$36.97	\$0.00	(\$36.97)
0189203	2200	\$4,200.00	0.21873333	\$918.88	\$0.00	\$3,281.32
0189210	1100	\$0.00		\$0.00	\$0.00	\$0.00
0189210	2400	\$22,500.00	0.14618489	\$3,289.16	\$16,324.50	\$2,886.34
0189211	2200	\$3,060.00	0.01633987	\$50.00	\$0.00	\$3,010.00
0189213	2400	\$0.00		\$0.00	\$0.00	\$0.00
0189300	2400	\$44,420.15	0.21283134	\$9,454.00	\$29,853.30	\$5,112.85
0189300	7200	\$0.00		\$0.00	\$0.00	\$0.00
0189301	2200	\$0.00		\$0.00	\$0.00	\$0.00
0189302	1100	\$38,500.00	0.03428571	\$1,320.00	\$37,000.00	\$180.00
0189303	3200	\$72,934.71	0.07269392	\$5,301.91	\$51,243.34	\$16,389.46
0189304	4300	\$18,232.42	0.19936465	\$3,634.90	\$9,872.47	\$4,725.05
0189305	1100	\$0.00		\$0.00	\$0.00	\$0.00
0189306	2400	\$7,845.56	0.23849413	\$1,871.12	\$3,929.54	\$2,044.90
0189900	2200	\$3,702.01	0	\$0.00	\$0.00	\$3,702.01
0189901	1100	\$0.00		\$3,767.67	\$0.00	(\$3,767.67)
0189901	1900	\$0.00		\$0.00	\$0.00	\$0.00
0189901	2200	\$0.00		\$0.00	\$0.00	\$0.00
0189901	2200	\$0.00		\$0.00	\$0.00	\$0.00
0189901	7200	\$0.00		\$0.00	\$0.00	\$0.00
0189902	2200	\$11,224.52	0	\$0.00	\$0.00	\$11,224.52
0189902	2300	\$0.00		\$0.00	\$0.00	\$0.00
0189902	2400	\$0.00		\$0.00	\$0.00	\$0.00
0189903	2300	\$2,800.00	0	\$0.00	\$0.00	\$2,800.00
0189904	2400	\$502.00	0	\$0.00	\$0.00	\$502.00
0189905	2100	\$0.00		\$0.00	\$0.00	\$0.00
0189905	2100	\$51,248.39	0	\$0.00	\$0.00	\$51,248.39
0189906	2900	\$1,117.90	0.42669291	\$477.00	\$0.00	\$640.90
0189906	7200	\$0.00		\$0.00	\$0.00	\$0.00
0189907	1900	\$2,475.40	0	\$0.00	\$0.00	\$2,475.40
0189910	2700	\$3,902.36	0	\$0.00	\$0.00	\$3,902.36
0189914	2900	\$300.00	0	\$0.00	\$0.00	\$300.00
0189915	2900	\$2,500.00	0	\$0.00	\$0.00	\$2,500.00
0189916	2900	\$5,000.00	0.39525	\$1,976.25	\$0.00	\$3,023.75
0189918	3200	\$500.00	0	\$0.00	\$0.00	\$500.00
0189919	2900	\$1,000.00	0	\$0.00	\$0.00	\$1,000.00
0189920	2800	\$1,231.75	0.26061295	\$321.01	\$410.74	\$500.00
0189922	2100	\$1,000.00	0	\$0.00	\$0.00	\$1,000.00
0189922		\$0.00		\$0.00	\$0.00	\$0.00
0189930	2200	\$0.00		\$0.00	\$0.00	\$0.00

Fund - Expdger	Function First Two Digits	Fiscal Year Budgeted Amount	% Expensed	Fiscal Year Expense Amount	Fiscal Year Encumbrance Amount	Balance
0199000	2100	\$7,352.00	0	\$0.00	\$0.00	\$7,352.00
0199001	2200	\$0.00		\$0.00	\$0.00	\$0.00
0199009	2100	\$0.00		\$0.00	\$0.00	\$0.00
0199017	2100	\$0.00		\$0.00	\$0.00	\$0.00
0199023	1100	\$0.00		\$0.00	\$0.00	\$0.00
0199121	2100	\$40,888.00	0	\$0.00	\$0.00	\$40,888.00
0199180	4100	\$0.00		\$0.00	\$0.00	\$0.00
0199181	1100	\$0.00		\$0.00	\$0.00	\$0.00
0199213	4100	\$0.00		\$0.00	\$0.00	\$0.00
0199301	4300	\$0.00		\$0.00	\$0.00	\$0.00
0199513	1100	\$0.00		\$0.00	\$0.00	\$0.00
0199715	1100	\$0.00		\$0.00	\$0.00	\$0.00
0199920	2200	\$1,000.00	0	\$0.00	\$0.00	\$1,000.00
0209001	2800	\$20,820.57	0.154344	\$3,213.53	\$8,812.93	\$8,794.11
0209001	7200	\$10,000.00	0	\$0.00	\$0.00	\$10,000.00
0229000	7900	\$10,000.00	0.5109	\$5,109.00	\$5,000.00	(\$109.00)
0229300	4500	\$13,440.72	0.7275704	\$9,779.07	\$3,030.63	\$631.02
0249001	2900	\$9,024,226.00	0.66003205	\$5,956,278.41	\$3,298,118.36	(\$230,170.77)
0249002	0000	\$0.00		\$0.00	\$0.00	\$0.00
0249002	2900	\$735,700.00	0.42349255	\$311,563.47	\$31,483.44	\$392,653.09
0249094	2900	\$244,098.00	0.38265451	\$93,405.20	\$121,524.44	\$29,168.36
0270000	2900	\$247,533.00	0.14592761	\$36,121.90	\$86,678.10	\$124,733.00
0719013	2700	\$3,065,842.81	0.56467609	\$1,731,208.12	\$402,472.94	\$932,161.75
0719013	2800	\$142,000.00	0.38263817	\$54,334.62	\$35,500.00	\$52,165.38
0719013	5100	\$0.00		\$0.00	\$0.00	\$0.00
0719013	7200	\$1,731,512.50	0.76346186	\$1,321,943.75	\$0.00	\$409,568.75
2009110	4600	\$700.00	0	\$0.00	\$0.00	\$700.00
2009111	4600	\$200.00	0	\$0.00	\$0.00	\$200.00
2009121	4600	\$234.00	0	\$0.00	\$200.00	\$34.00
2009134	7200	\$0.00		\$0.00	\$0.00	\$0.00
2009184	7200	\$0.00		\$0.00	\$0.00	\$0.00
2009185	4600	\$1,500.00	0	\$0.00	\$0.00	\$1,500.00
2009202	4600	\$5,102.65	0.02645684	\$135.00	\$0.00	\$4,967.65
2009205	4600	\$250.00	0	\$0.00	\$0.00	\$250.00
2009209	4100	\$6,000.00	0	\$0.00	\$0.00	\$6,000.00
2009253	4300	\$2,000.00	0	\$0.00	\$2,000.00	\$0.00
2009254	4100	\$2,904.97	0.25130036	\$730.02	\$2,174.00	\$0.95
2009256	4100	\$4,500.00	0.10433333	\$469.50	\$4,030.50	\$0.00
2009257	4100	\$0.00		\$0.00	\$0.00	\$0.00
2009257	7200	\$0.00		\$0.00	\$0.00	\$0.00
2009258	4600	\$2,050.00	0.07518049	\$154.12	\$1,895.88	\$0.00
2009301	4600	\$0.00		\$0.00	\$0.00	\$0.00
2009302	4100	\$500.00	0	\$0.00	\$500.00	\$0.00
2009303	4100	\$120.00	0	\$0.00	\$0.00	\$120.00
2009304	7200	\$0.00		\$0.00	\$0.00	\$0.00
2009305	4100	\$0.00		\$0.00	\$0.00	\$0.00
2009306	4600	\$0.00		\$0.00	\$0.00	\$0.00
2009307	4100	\$38,000.00	0.12225605	\$4,645.73	\$33,354.27	\$0.00
2009309	4600	\$600.00	0	\$0.00	\$600.00	\$0.00
2009312	4100	\$23,109.07	0.08291766	\$1,916.15	\$21,083.85	\$109.07
2009314	4600	\$450.00	0	\$0.00	\$450.00	\$0.00
2009315	4600	\$0.00		\$0.00	\$0.00	\$0.00
2009316	7200	\$0.00		\$0.00	\$0.00	\$0.00
2009318	4100	\$6,200.00	0	\$0.00	\$3,100.00	\$3,100.00
2009321	4600	\$16,016.67	0.02059604	\$329.88	\$10,817.06	\$4,869.73
2009323	4600	\$2,000.00	0	\$0.00	\$2,000.00	\$0.00
2009324	4600	\$21,444.56	0	\$0.00	\$11,000.00	\$10,444.56
2009325	4100	\$27,000.00	0.06530704	\$1,763.29	\$21,685.11	\$3,551.60
2009326	4100	\$6,495.00	0	\$0.00	\$3,500.00	\$2,995.00
2009327	4100	\$5,705.00	0	\$0.00	\$3,000.00	\$2,705.00
2009330	4100	\$3,478.06	0.17509761	\$609.00	\$1,511.00	\$1,358.06
2009330	7200	\$0.00		\$0.00	\$0.00	\$0.00
2009331	4600	\$0.00		\$0.00	\$0.00	\$0.00
2009332	4100	\$11,030.00	0.06329012	\$698.09	\$5,051.91	\$5,280.00
2009333	4600	\$59,500.00	0.19342471	\$11,508.77	\$20,692.55	\$27,298.68
2009335	4100	\$10,832.00	0.00355336	\$38.49	\$5,461.51	\$5,332.00
2009336	4100	\$1,250.00	0.049568	\$61.96	\$2,188.04	(\$1,000.00)
2009337	4100	\$150.00	0	\$0.00	\$0.00	\$150.00
2009339	4100	\$28,500.00	0.04696456	\$1,338.49	\$1,340.00	\$25,821.51
2009340	4100	\$1,000.00	0.39501	\$395.01	\$588.87	\$16.12
2009345	7200	\$0.00		\$0.00	\$0.00	\$0.00
2009346	4100	\$500.00	0	\$0.00	\$500.00	\$0.00
2009350	4300	\$1,800.00	0.31546667	\$567.84	\$1,232.16	\$0.00
2009352	4100	\$10,158.51	0.00608455	\$61.81	\$5,938.19	\$4,158.51
2009353	4600	\$1,000.00	0	\$0.00	\$500.00	\$500.00
2009355	4600	\$1,515.57	0.08536722	\$129.38	\$670.62	\$715.57
2009380	4600	\$20,000.00	0	\$0.00	\$10,000.00	\$10,000.00
2009418	4600	\$0.00		\$0.00	\$0.00	\$0.00
2009419	4600	\$0.00		\$0.00	\$0.00	\$0.00
2009420	4600	\$7,497.69	0.97123247	\$7,282.00	\$215.69	\$0.00
2009421	4600	\$1,762.28	0	\$0.00	\$896.05	\$866.23
2009422	4600	\$6,088.02	0.40300952	\$2,453.53	\$0.00	\$3,634.49
2009423	4600	\$48,000.00	0.01140125	\$547.26	\$47,452.74	\$0.00
2009424	4600	\$4,800.00	0.3975	\$1,908.00	\$2,892.00	\$0.00
2009425	4600	\$3,500.00	0.57085143	\$1,997.98	\$1,502.02	\$0.00
3003000	4500	\$45,500.00	0.43956044	\$20,000.00	\$0.00	\$25,500.00
3003000	4500	\$10,000.00	0	\$0.00	\$0.00	\$10,000.00
3003000	4500	\$282,814.43	0.48430839	\$136,969.40	\$86,503.59	\$59,341.44
3009110	4100	\$10,000.00	-0.015	(\$150.00)	\$0.00	\$10,150.00

Fund - Expended	Function First Two Digits	Fiscal Year Budgeted Amount	% Expended	Fiscal Year Expense Amount	Fiscal Year Encumbrance Amount	Balance
3009120	4100	\$6,966.00	0.02224088	\$154.93	\$0.00	\$6,811.07
3009130	4100	\$10,000.00	0	\$0.00	\$600.00	\$9,400.00
3009140	4100	\$8,000.00	0	\$0.00	\$0.00	\$8,000.00
3009160	4100	\$9,000.00	0	\$0.00	\$0.00	\$9,000.00
3009170	4100	\$20,000.00	0.007	\$140.00	\$2,000.00	\$17,860.00
3009180	4100	\$10,000.00	0	\$0.00	\$0.00	\$10,000.00
3009201	4100	\$25,075.00	0.06748156	\$1,692.10	\$18,515.00	\$4,867.90
3009202	4100	\$0.00		\$0.00	\$0.00	\$0.00
3009204	4100	\$0.00		\$0.00	\$0.00	\$0.00
3009208	4100	\$111,500.00	0	\$0.00	\$0.00	\$111,500.00
3009250	4100	\$12,084.00	0.15307018	\$1,849.70	\$3,224.00	\$7,010.30
3009251	4100	\$0.00		\$0.00	\$0.00	\$0.00
3009253	4300	\$600.00	0.16658333	\$99.95	\$299.05	\$201.00
3009253	7200	\$0.00		\$0.00	\$0.00	\$0.00
3009258	4100	\$145,006.00	0	\$0.00	\$137,312.00	\$7,694.00
3009301	4500	\$4,500.00	0	\$0.00	\$4,500.00	\$0.00
3009302	4500	\$10,114.31	0.24419758	\$2,469.89	\$7,600.00	\$44.42
3009303	4600	\$4,517.09	0.29048347	\$1,312.14	\$2,203.12	\$1,001.83
3009304	4600	\$8,878.13	0.34377059	\$3,052.04	\$727.57	\$5,098.52
3009313	4100	\$29,150.00	0.5456542	\$15,905.82	\$0.00	\$13,244.18
3009325	4100	\$0.00		\$0.00	\$0.00	\$0.00
3009334	4300	\$29,223.18	0.00869686	\$254.15	\$25,926.82	\$3,042.21
3009390	4600	\$7,500.00	0	\$0.00	\$7,500.00	\$0.00
3009410	4500	\$2,013.29	0.56134983	\$1,130.16	\$711.00	\$172.13
4019010	7200	\$0.00		\$0.00	\$0.00	\$0.00
4019011	3200	\$45,963.25	1	\$45,963.25	\$0.00	\$0.00
4019011	7500	\$2,265.67	1	\$2,265.67	\$0.00	\$0.00
4019012	3200	\$323,547.04	0.14538813	\$47,039.90	\$92,977.63	\$183,529.51
4019018	3200	\$0.00		\$0.00	\$0.00	\$0.00
4019018	7200	\$0.00		\$0.00	\$0.00	\$0.00
4019019	3200	\$0.00		\$0.00	\$0.00	\$0.00
4019019	7500	\$0.00		\$0.00	\$0.00	\$0.00
4019020	7200	\$0.00		\$0.00	\$0.00	\$0.00
4019021	3200	\$333.86	1	\$333.86	\$0.00	\$0.00
4019021	7500	\$13,950.04	1	\$13,950.04	\$0.00	\$0.00
4019022	3200	\$8,625.60	0.03199777	\$276.00	\$0.00	\$8,349.60
4019030	7200	\$0.00		\$0.00	\$0.00	\$0.00
4019031	3200	\$55,414.94	1	\$55,414.94	\$0.00	\$0.00
4019031	7500	\$910.35	1	\$910.35	\$0.00	\$0.00
4019032	3200	\$385,000.00	0.50765413	\$195,446.84	\$37,841.92	\$151,711.24
4019032	7200	\$0.00		\$0.00	\$0.00	\$0.00
4019038	3200	\$0.00		\$0.00	\$0.00	\$0.00
4019038	7200	\$0.00		\$0.00	\$0.00	\$0.00
4019039	3200	\$0.00		\$0.00	\$0.00	\$0.00
4019039	7500	\$0.00		\$0.00	\$0.00	\$0.00
4019041	3200	\$4,991.45	1	\$4,991.45	\$0.00	\$0.00
4019041	7500	\$23.93	1	\$23.93	\$0.00	\$0.00
4019048	3200	\$0.00		\$0.00	\$0.00	\$0.00
4019048	7200	\$0.00		\$0.00	\$0.00	\$0.00
4019049	3200	\$0.00		\$0.00	\$0.00	\$0.00
4019049	7500	\$0.00		\$0.00	\$0.00	\$0.00
4519010	2900	\$0.00		\$0.00	\$0.00	\$0.00
4519011	2900	\$0.00		\$0.00	\$0.00	\$0.00
4519012	2900	\$19,800.00	0	\$0.00	\$0.00	\$19,800.00
4519019	2900	\$0.00		\$0.00	\$0.00	\$0.00
4639017	7500	\$0.00		\$0.00	\$0.00	\$0.00
4679020	2100	\$0.00		\$59,651.77	\$0.00	(\$59,651.77)
4679020	2200	\$0.00		\$0.00	\$0.00	\$0.00
4679021	2100	\$441,636.84	0.28522736	\$125,966.91	\$12,284.40	\$303,385.53
4679021	2100	\$0.00		\$0.00	\$0.00	\$0.00
4679021	2200	\$4,300.00	0.40055581	\$1,722.39	\$0.00	\$2,577.61
4999018	1200	\$0.00		\$0.00	\$0.00	\$0.00
4999018	7400	\$0.00		\$0.00	\$0.00	\$0.00
4999019	1200	\$0.00		\$0.00	\$0.00	\$0.00
4999019	2200	\$0.00		\$0.00	\$0.00	\$0.00
4999019	2400	\$0.00		\$0.00	\$0.00	\$0.00
4999019	2600	\$0.00		\$0.00	\$0.00	\$0.00
4999019	2700	\$0.00		\$0.00	\$0.00	\$0.00
5079021	1100	\$269.17	0	\$0.00	\$0.00	\$269.17
5079021	2200	\$9,585.03	1	\$9,585.03	\$0.00	\$0.00
5079021	2200	\$0.00		\$0.00	\$0.00	\$0.00
5079021	3200	\$43.00	0	\$0.00	\$0.00	\$43.00
5079022	1100	\$3,592,651.92	0.00946098	\$33,990.00	\$114,510.00	\$3,444,151.92
5079121	1100	\$10,000.00	1.14266	\$11,426.60	\$0.00	(\$1,426.60)
5079121	2200	\$134,623.30	0.00127504	\$171.65	\$0.00	\$134,451.65
5079121	2700	\$1,424,895.90	0.48563492	\$691,979.20	\$73,152.71	\$659,763.99
5079222	2100	\$15,384.31	0	\$0.00	\$0.00	\$15,384.31
5109021	1100	\$0.00		\$0.00	\$0.00	\$0.00
5109021	1100	\$0.00		\$0.00	\$0.00	\$0.00
5109021	2800	\$0.00		\$0.00	\$0.00	\$0.00
5109021	3200	\$0.00		\$0.00	\$0.00	\$0.00
5109121	2600	\$0.00		\$0.00	\$0.00	\$0.00
5169021	1200	\$98,008.95	1.050265	\$102,935.37	\$0.00	(\$4,926.42)
5169021	1200	\$41,340.33	0.92508236	\$38,243.21	\$0.00	\$3,097.12
5169021	1200	\$19,642.30	1.00846999	\$19,808.67	\$0.00	(\$166.37)
5169021	1200	\$34.61	0	\$0.00	\$0.00	\$34.61
5169021	2100	\$12,703.10	0	\$0.00	\$0.00	\$12,703.10
5169021	2100	\$17,701.35	1.48143955	\$26,223.48	\$0.00	(\$8,522.13)
5169021	2100	\$0.00		\$0.00	\$0.00	\$0.00

Fund - Expended	Function First Two Digits	Fiscal Year Budgeted Amount	% Expensed	Fiscal Year Expense Amount	Fiscal Year Encumbrance Amount	Balance
5169021	2100	\$2,322.43	0	\$0.00	\$0.00	\$2,322.43
5169021	2100	\$552.19	0	\$0.00	\$0.00	\$552.19
5169021	2400	\$25,840.93	0.25157454	\$6,500.92	\$0.00	\$19,340.01
5169021	2400	\$7,342.62	1.20552065	\$8,851.68	\$0.00	(\$1,509.06)
5169021	3200	\$17.52	0	\$0.00	\$0.00	\$17.52
5169022	1200	\$607,522.44	0.38009926	\$230,918.83	\$0.00	\$376,603.61
5169022	1200	\$224,432.73	0.38551725	\$86,522.69	\$0.00	\$137,910.04
5169022	1200	\$116,575.16	0.38292798	\$44,639.89	\$0.00	\$71,935.27
5169022	1200	\$7,166.67	0.17211341	\$1,233.48	\$766.52	\$5,166.67
5169022	2100	\$99,621.66	0	\$0.00	\$0.00	\$99,621.66
5169022	2100	\$220,836.40	0.25654974	\$56,655.52	\$0.00	\$164,180.88
5169022	2100	\$18,480.00	0	\$0.00	\$0.00	\$18,480.00
5169022	2200	\$54,707.06	0.57540544	\$31,478.74	\$85.00	\$23,143.32
5169022	2400	\$42,965.18	0	\$0.00	\$0.00	\$42,965.18
5169022	2400	\$56,195.05	0.38227068	\$21,481.72	\$0.00	\$34,713.33
5169022	3200	\$31,469.41	0.9605169	\$30,226.90	\$1,242.51	\$0.00
5169122	1200	\$248,308.53	0	\$0.00	\$0.00	\$248,308.53
5169122	1200	\$20,000.00	0	\$0.00	\$0.00	\$20,000.00
5169122	2200	\$45,000.00	0	\$0.00	\$0.00	\$45,000.00
5169122	3200	\$6,912.22	0	\$0.00	\$6,185.19	\$727.03
5519121	1200	\$0.00		\$0.00	\$0.00	\$0.00
5519121	1200	\$8,638.42	0.96295387	\$8,318.40	\$0.00	\$320.02
5519121	2200	\$750.00	1	\$750.00	\$0.00	\$0.00
5519122	1200	\$6,960.14	0.07228303	\$503.10	\$4,496.90	\$1,960.14
5729021	1200	\$45,015.46	1.23355665	\$55,529.12	\$0.00	(\$10,513.66)
5729021	2200	\$27,734.10	0.00919518	\$255.02	\$0.00	\$27,479.08
5729021	3200	\$999.78	0	\$0.00	\$0.00	\$999.78
5729021	3200	\$583.57	0	\$0.00	\$0.00	\$583.57
5729022	1200	\$456,495.69	0.41422273	\$189,090.89	\$0.00	\$267,404.80
5729022	2200	\$18,506.34	0.01753669	\$324.54	\$0.00	\$18,181.80
5729022	3200	\$1,892.43	0	\$0.00	\$0.00	\$1,892.43
5729022	3200	\$4,000.00	0.5644275	\$2,257.71	\$1,326.76	\$415.53
5729121	1100	\$166,284.55	0.40086039	\$66,656.89	\$0.00	\$99,627.66
5729122	1100	\$210,785.34	0.05398245	\$11,378.71	\$2,617.05	\$196,789.58
5729221	1100	\$10,107.88	1	\$10,107.88	\$0.00	\$0.00
5729221	2200	\$0.00		\$0.00	\$0.00	\$0.00
5729222	1100	\$15,650.27	0	\$0.00	\$0.00	\$15,650.27
5849022	1100	\$26,600.00	0.06234812	\$1,658.46	\$11,587.00	\$13,354.54
5849022	2200	\$45,637.48	0.14320992	\$6,535.74	\$0.00	\$39,101.74
5849022	3200	\$3,343.86	0.12673976	\$423.80	\$2,800.25	\$119.81
5879021	1200	\$1,678.80	0.99912437	\$1,677.33	\$0.00	\$1.47
5879022	1200	\$41,014.92	0.39175476	\$16,067.79	\$2,115.56	\$22,831.57
5879121	1200	\$4,629.13	0.97188889	\$4,499.00	\$0.00	\$130.13
5879121	2200	\$546.62	0	\$0.00	\$0.00	\$546.62
5879122	1200	\$16,204.57	0	\$0.00	\$0.00	\$16,204.57
5879122	1200	\$2,500.00	0	\$0.00	\$0.00	\$2,500.00
5879122	2200	\$5,000.00	0	\$0.00	\$0.00	\$5,000.00
5909021	1100	\$0.00		\$0.00	\$0.00	\$0.00
5909021	2200	\$102,138.29	0.16145698	\$16,490.94	\$0.00	\$85,647.35
5909021	3200	\$1,166.63	0.68487867	\$799.00	\$0.00	\$367.63
5909021	7400	\$0.00		\$0.00	\$0.00	\$0.00
5909022	1200	\$78,102.00	0.04514776	\$3,526.13	\$0.00	\$74,575.87
5909022	2200	\$119,211.34	0.42514202	\$50,681.75	\$10,418.59	\$58,111.00
5909022	3200	\$11,437.58	0.03401069	\$389.00	\$5,708.25	\$5,340.33
5999021	1100	\$20,000.00	0.2677005	\$5,354.01	\$0.00	\$14,645.99
5999021	2200	\$26,155.21	0.03814766	\$997.76	\$0.00	\$25,157.45
5999021	3200	\$718.81	0.83332174	\$599.00	\$0.00	\$119.81

TOTALS \$130,813,909.10

GENERAL FUND-TRUE DAYS CASH

Includes Emergency Levy

