

Medina City Schools

General Fund Analysis

February 28, 2018

	2017-2018 Original Estimate (1)	Y-T-D Actual July 2017 - June 2018 (2)	Percent	Variance (3)
Beginning Balance - July 1, 2017		53,851,830.20		0.00
General Fund	39,370,833.97			
Other Funds - Emergency Levy	14,480,996.23			
Revenue	<u>76,914,005.58</u>	<u>67,626,271.96</u>	<u>87.9%</u>	<u>9,287,733.62</u>
	76,914,005.58	67,626,271.96		9,287,733.62
Expenditures	76,147,614.00	49,270,034.02	64.7%	26,877,579.98
Encumbrance	946,300.00	1,827,531.91		-881,231.91
	<u>77,093,914.00</u>	<u>51,097,565.93</u>		<u>25,996,348.07</u>
Ending Balance - June 30, 2018	53,671,921.78	70,380,536.23		-16,708,614.45

Original Estimate revenue, expenditure and encumbrance taken from May 2017 five-year forecast
plus Return of Advances issued June 2017.

Includes November 2013 Emergency Levy

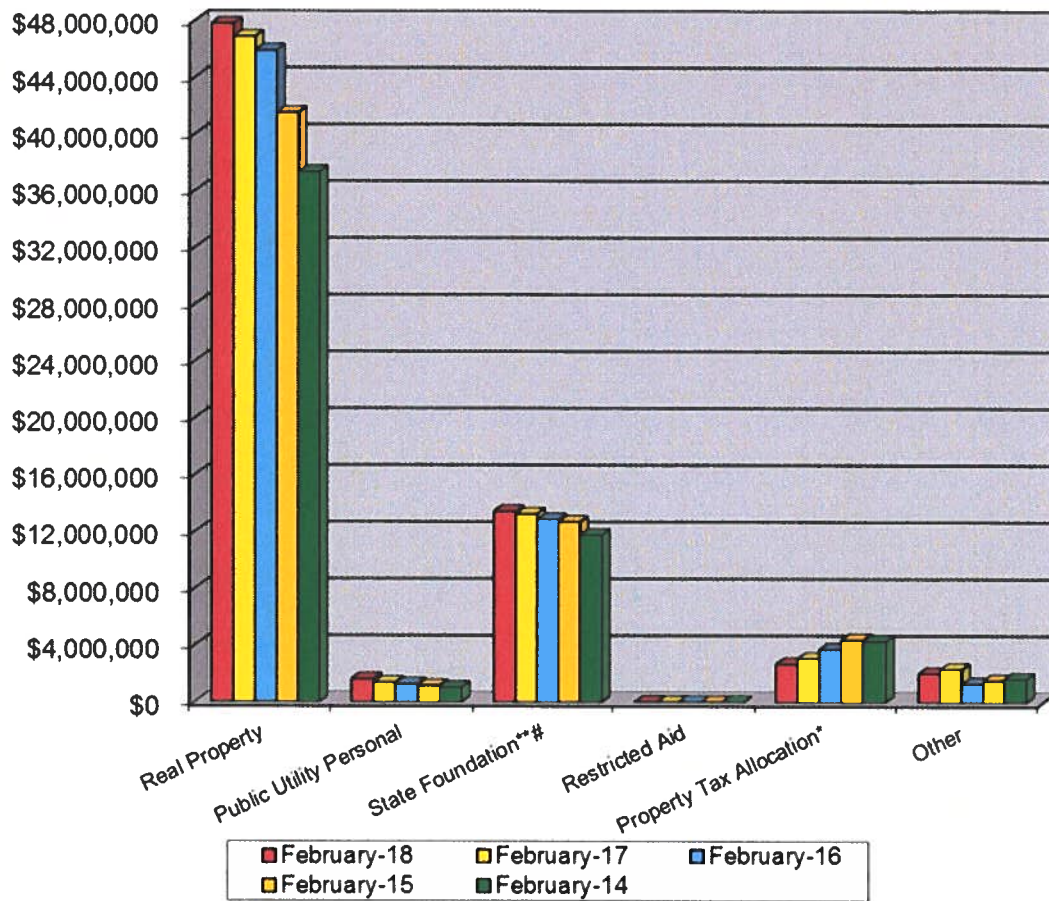
General Fund Summary

February 2018

Revenues

1. Real Property Taxes – Total Real Property Taxes received from the beginning of the fiscal year until February 28, 2018 is \$47,800,323.66. This is an increase of 1.9% above last year's taxes received at this time. This is due, in part to collections of full year taxes at the end of December. \$21,935,100.00 was collected in February.
2. Public Utility Personal Property Taxes – Total Public Utility Personal Property Taxes received from the beginning of the fiscal year until February 28, 2018 is \$1,633,841.71. These monies are distributed upon settlement from the County Auditor. The amounts are listed in a separate line for State and five-year forecasting purposes. \$-0- has been transferred in February.
3. State Foundation – State Foundation monies received from the State of Ohio from the beginning of the fiscal year until February 28, 2018 total \$13,436,350.23. This is an increase of 1.4% above last year's foundation money received at this time. This includes \$356,722.67 from Casino revenues for the year. \$1,563,199.18 was collected in February.
4. Restricted Aid – Restricted Aid monies are for Career Tech funding. Monies received from the beginning of the fiscal year until February 28, 2018 total \$22,811.43. \$2,851.43 was collected in February.
5. Homestead and Rollback – Monies received from the State of Ohio from the beginning of the fiscal year until February 28, 2018 total \$2,696,725.08. Receipts are based upon the real property taxes collected and Homestead filings with the County Auditor. These revenues will also include monies for personal property tax loss reimbursement from the State. The State will again be reducing the distribution of personal property tax loss reimbursement for the schools and will distribute these monies in November and May. \$-0-was collected in February.
6. Other – Other monies received from the beginning of the fiscal year until February 28, 2018 total \$2,036,219.85. This is a decrease of 12.6% below last year at this time and is due to Other Local Taxes, Gains/Losses on Investments (As adjusted per Auditor recommendation), Pay to Participate, Rent, Creative Abatements, Return of Advances, and Refund of Prior Years Expenditures. \$552,585.35 was collected in February.

General Fund Revenue



	February-18	February-17	February-16	February-15	February-14	Current Forecast
Real Property	\$47,800,324	\$46,892,104	\$45,919,837	\$41,518,152	\$37,351,412	\$47,651,143
Public Utility Personal	\$1,633,842	\$1,384,942	\$1,278,953	\$1,162,428	\$1,036,985	\$3,021,813
State Foundation**#	\$13,436,350	\$13,250,879	\$12,865,917	\$12,692,014	\$11,758,120	\$20,662,619
Restricted Aid	\$22,811	\$14,065	\$5,242	\$4,231	\$15,582	\$81,792
Property Tax Allocation*	\$2,696,725	\$3,074,694	\$3,742,633	\$4,399,021	\$4,304,152	\$6,129,771
Other	\$2,036,220	\$2,329,348	\$1,321,100	\$1,544,222	\$1,656,253	\$3,037,726
Total	\$67,626,272	\$66,946,032	\$65,133,683	\$61,320,067	\$56,122,504	\$80,584,864
State %	23.9%	24.4%	25.5%	27.9%	28.6%	

Includes Homestead/Rollback, Tangible Personal Property Tax Fixed Rate Loss Reimbursement and Electric Deregulation.

* Includes Casino Revenue in State Foundation beginning January 2013 and Economic Disadvantaged Funding in November 2013.

† Includes a one time Hold Harmless on TPP in May 2016

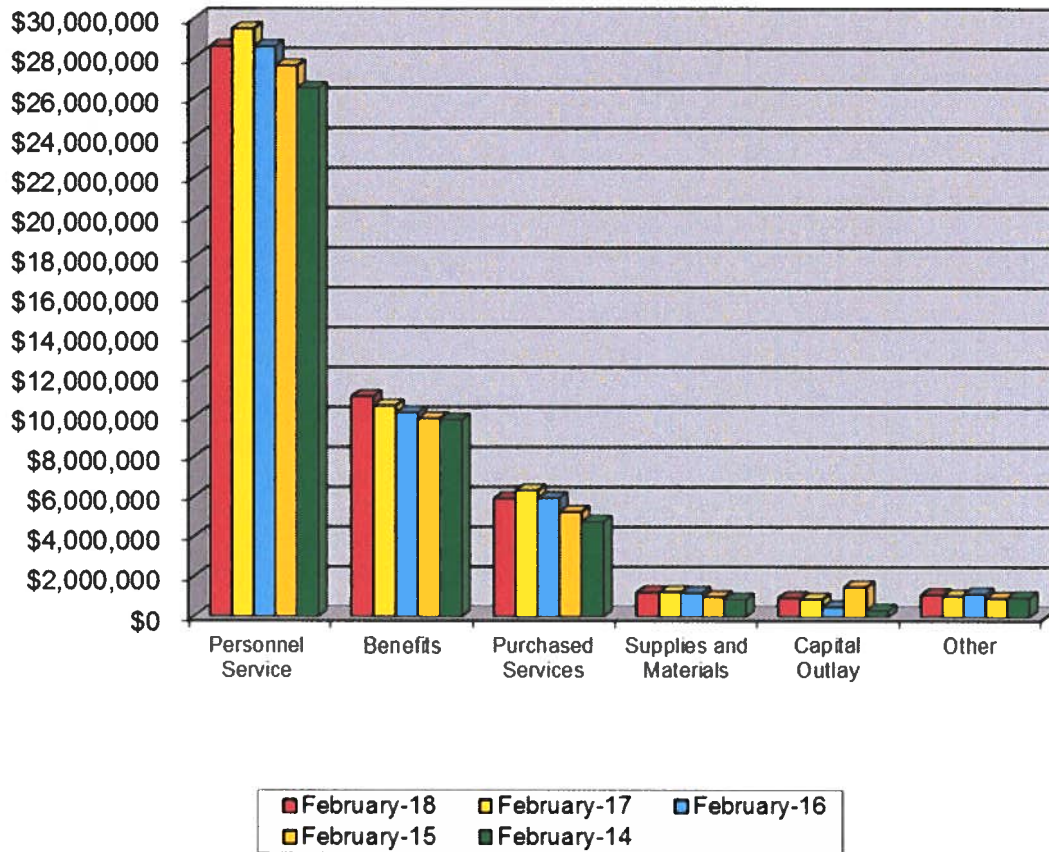
General Fund Summary

February 2018

Expenditures


1. **Personnel Services**– The costs for personnel services for the School District from the beginning of the fiscal year until February 28, 2018 was \$28,597,766.66. This was a decrease of 3.0% below last year at this time. We are still one payment in the fiscal year behind last fiscal year. \$3,352,611.69 was spent in February.
2. **Benefits** – The cost for benefits for the School District from the beginning of the fiscal year until February 28, 2018 was \$11,030,002.98. This was an increase of 4.4% above last year at this time. \$1,396,978.49 was spent in February.
3. **Purchased Services** – The cost for purchased services for the district from the beginning of the fiscal year until February 28, 2018 total \$5,918,714.31. This was a 6.2% decrease below last year at this time. \$658,894.48 was spent in February. Professional Services, GAAP Services, Repairs and Services, Rent, Security Services – PAC, Postage, Telephone, Electricity, Water/Sewer, Information Services, and Community Schools account for the decrease.
4. **Supplies and Materials** – The cost for supplies and materials for the district from the beginning of the fiscal year until February 28, 2018 total \$1,219,708.91. This was a 0.5% decrease below last year at this time. \$19,838.10 was spent in February. General Supplies, College Credit Plus Textbooks, Subscriptions, Electronic Subscriptions, Custodian/Maintenance/Technology Supplies, Transportation Supplies, and Fuel account for this increase.
5. **Capital Outlay** – The cost for capital outlay for the district from the beginning of the fiscal year until February 28, 2018 total \$943,270.49. This was an 8.0% increase above last year at this time and was mainly due to Classroom Technology, Middle School, Maintenance, and Transportation Equipment. \$1,147.99 was spent in February.
6. **Other** – The cost of other expenditures excluding transfers for the district was \$1,106,583.14 for the fiscal year until February 28, 2018. This was a 6.1% increase above last year at this time. \$105,205.03 was spent in February. Dues/Fees, County Board Services, and Bank Charges make up the majority of this increase.

General Fund Expenditures

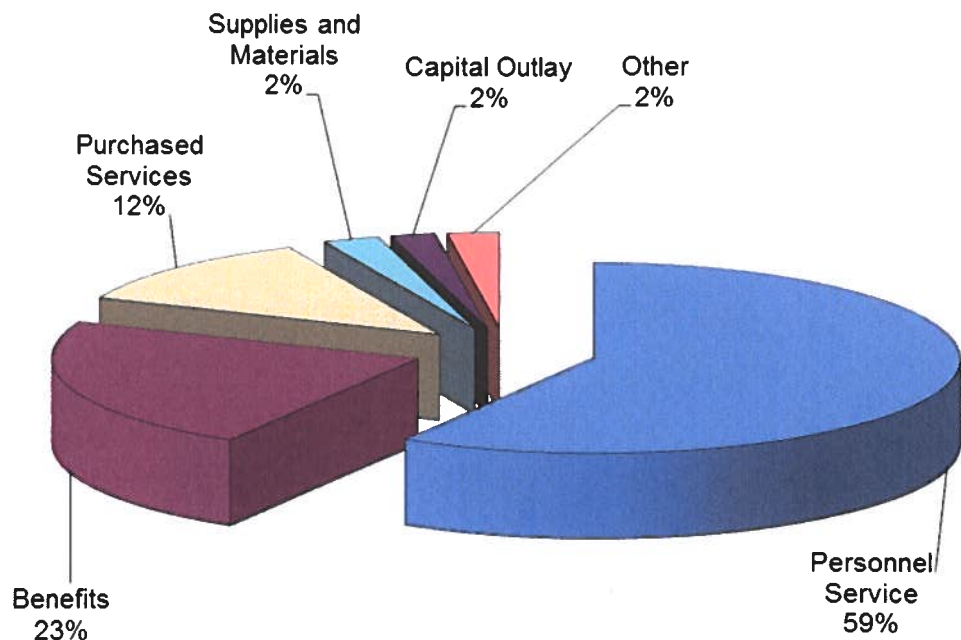


	February-18	February-17	February-16	February-15	February-14	Current Forecast
Personnel Service	\$28,597,767	\$29,482,556	\$28,589,037	\$27,614,255	\$26,498,250	\$44,412,755
Benefits	\$11,030,003	\$10,568,313	\$10,214,948	\$9,919,201	\$9,852,348	\$15,752,904
Purchased Services	\$5,918,714	\$6,312,782	\$5,938,391	\$5,247,687	\$4,750,969	\$9,321,752
Supplies and Materials	\$1,219,709	\$1,225,521	\$1,191,640	\$982,114	\$853,439	\$1,807,524
Capital Outlay	\$943,270	\$873,429	\$489,147	\$1,492,804	\$321,315	\$1,089,300
Other	\$1,106,583	\$1,043,035	\$1,146,664	\$934,905	\$955,588	\$1,741,027
Transfers and Adv., Etc.	\$453,988	\$452,956	\$486,731	\$309,832	\$481,728	\$493,894
Other than Debt						
Total	\$49,270,034	\$49,958,593	\$48,056,557	\$46,500,798	\$43,713,638	\$74,619,156

Current General Fund Revenue



Current General Fund Expenditures



February 2018

MEDINA CITY SCHOOLS BANK REC

Balance

3,322,117.00

Bank Balance - Regular Account

Petty Cash

Financial Checks Outstanding 235,995.59

Worker Comp Outstanding 1,541.91

Flex O/S Checks 758.85

Payroll Checks Outstanding 497.37

(238,793.72)

3,083,323.28

Flex Spending Bank Acct

29,959.86

Investments:

Sweep Account 94,818.85

Redtree Investments 22,838,029.43

T. Rowe - Collins 328,716.65

610,236.13

T. Rowe - Bushman 0.00

328,716.65

5,303.50

Scudder - Collins 281,519.48

615,539.63

Scudder - Bushman 5,303.50

286,822.98

Kanehl Stocks 5,803.02

615,539.63

Star Ohio (22923) 43,847,543.32

43,847,543.32

Star Plus 104791113939 0.00

Multi-Bank Securities 11,142,000.00

Multi-Bank Securities 2,613.53

Fifth Third Securities 8,941,463.30

Fifth Third Money Market 769,845.72

Fifth Third Treasuries

Total

88,257,656.80

88,257,656.80

91,370,939.94

Adjustments

Deposits in Transit (5,018.95)

Expenses not posted (19,719.21)

Other adjustments (see below) 0.00

Total

(24,738.16)

91,346,201.78

MCSD Balance

91,346,201.78

Difference Between Bank vs. Book

0.00

MEDINA CITY SCHOOLS
SALES TAX UPDATE

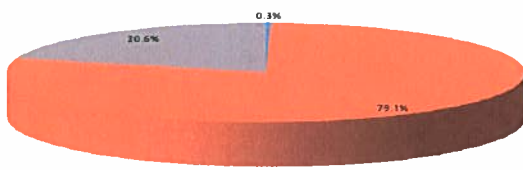
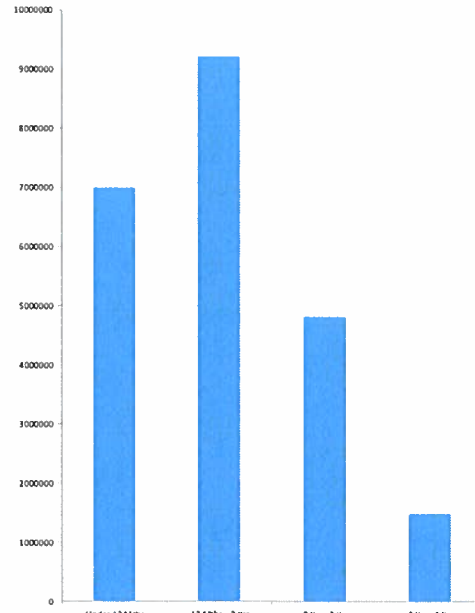
Date	Sales Tax Description	Receipts	Expenditures	Balance
July 1, 2017	Beginning Balance (071) Sales Tax and (002-9012) Bond			\$3,232,044.11
July	6 Month Asbestos Surveillance Inspection and Reports		\$525.00	\$3,231,519.11
	Dell, Inc. Poweredge R330		\$22,608.00	\$3,208,911.11
	Paving Program		\$5,555.46	\$3,203,355.65
	Tennis Court Improvements		\$3,555.46	\$3,199,800.19
	VP-16 16 Port Analog IP Video Encoders		\$8,995.00	\$3,190,805.19
	4th Quarter Fleet Master Lease Agreement		\$9,110.24	\$3,181,694.95
	Concept Develop and Schem Design/Design Phase and Const		\$4,417.00	\$3,177,277.95
	Sales Tax Distribution	\$718,991.15		\$3,896,269.10
August	Turf Replacement		\$449,510.00	\$3,446,759.10
	Flex Flip Tables		\$8,461.00	\$3,438,298.10
	Paving Program		\$500.00	\$3,437,798.10
	Mesh Black Chairs		\$2,524.76	\$3,435,273.34
	Remove and Replace Conrete Stoop/Step at Entrance to Locker Room		\$2,100.00	\$3,433,173.34
	1st Quarter Fleet Master Lease Agreement		\$9,110.24	\$3,424,063.10
	Lavor and Materials/Fixture Relamping		\$57,780.00	\$3,366,283.10
	Romove and Replace 525 Sq. Ft. of Concrete at Heritage		\$4,100.00	\$3,362,183.10
	Black Chairs		\$9,017.00	\$3,353,166.10
	Freight Charges/Anchor Bracket System		\$60.00	\$3,353,106.10
	Labor and Materials for Garfield Cupola Repair		\$61,880.39	\$3,291,225.71
	Claggett Door Replacement		\$1,675.00	\$3,289,550.71
	District Paving Program		\$57,952.04	\$3,231,598.67
September	Soccer Groundbar Anchor Bracket System		\$40.62	\$3,231,558.05
	Tetherballs/Post/Funball/Hoop/Backboards/Freight		\$3,825.00	\$3,227,733.05
	Stack Chairs, Poly Shell, Chrome Legs		\$1,882.00	\$3,225,851.05
	1st Quarter Fleet Master Lease Agreement		\$9,645.81	\$3,216,205.24
	Garfield Locker Replacement Project		\$23,900.00	\$3,192,305.24
	Paving Program		\$11,550.00	\$3,180,755.24
	Bank Chargers for New Radios		\$900.00	\$3,179,855.24
	Mini Dome Camera/Network Drops		\$768.00	\$3,179,087.24
	Labor and Materials for Garfield Cupola Repair		\$5,380.91	\$3,173,706.33
	Claggett Middle School Exterior Gym Door Replacement and Frame Upg		\$6,900.00	\$3,166,806.33
	Engineering Design and Observation for Sports Lighting at Ken Dukes St		\$2,900.00	\$3,163,906.33
	Labor and Supplies for Removal and Replacement of Carpet/Claggett 304		\$2,189.00	\$3,161,717.33
	Service Agreement - Generator		\$17,761.00	\$3,143,956.33
October	District Paving Program		\$140,947.81	\$3,003,008.52
	Flex Flip Tables in PDC		\$6,265.00	\$2,996,743.52
	2nd Quarter Fleet Master Lease Agreement		\$9,519.82	\$2,987,223.70
	Sales Tax Distribution	\$845,102.53		\$3,832,326.23
	6' Park Bench with Backrest at Northrop		\$333.00	\$3,831,993.23
	Door Replacement-Main Entrance and Bus Loop at Claggett		\$17,800.00	\$3,814,193.23
	Tennis Court Improvement		\$317.62	\$3,813,875.61
	Cupola Bidding and Award Phase, Construction and Closeout Phase		\$2,276.00	\$3,811,599.61
November	COPS Principal and Interest		\$1,261,668.75	\$2,549,930.86
	Claggett Middle School Door Replacement		\$6,580.00	\$2,543,350.86
	Conference Tables		\$2,411.82	\$2,540,939.04
	Roller Shades for Garfield and Claggett, Installation		\$6,420.00	\$2,534,519.04
	Teatherball Post, Balls, Funball, Hoop, Backboards		\$3,825.00	\$2,530,694.04
	Sealcoat Parking Lot Area at Garfield		\$3,457.00	\$2,527,237.04
	Sealcoat Blake Elementary Playground		\$5,537.00	\$2,521,700.04
	2nd Quarter Fleet Master Lease Agreement		\$9,519.82	\$2,512,180.22
	Paving Program		\$4,500.00	\$2,507,680.22
	Replacement Mats at Garfield		\$520.20	\$2,507,160.02
	Materials for Flooring Replacement of Stage Area at EVOLVE		\$979.00	\$2,506,181.02
December	Refrigerator/Chest Freezer Central Office		\$1,181.00	\$2,505,000.02
	Cupboard Storage Units/Marker Board/Work Surfaces at Fenn		\$12,951.81	\$2,492,048.21
	Staff Workroom Furniture - Heritage		\$5,779.36	\$2,486,268.85

MEDINA CITY SCHOOLS
SALES TAX UPDATE

Date	Sales Tax Description	Receipts	Expenditures	Balance
	NJPA Contract - Turf Replacement		\$39,390.00	\$2,446,878.85
	2nd Quarter Fleet Master Lease Agreement		\$9,519.82	\$2,437,359.03
	Provide/Install Security Cage at Claggett for Robotics Equipment		\$3,525.00	\$2,433,834.03
	Repairs/Improvements to Garfield Playground, Parking Lot Areas		\$8,574.53	\$2,425,259.50
	6-Month Asbestos Surveillance		\$525.00	\$2,424,734.50
	Worksurface Items for Communications Office		\$1,159.04	\$2,423,575.46
January 2018	Carpet Replacement at Bus Garage		\$2,749.00	\$2,420,826.46
	Fixture Relamping at MHS		\$11,245.00	\$2,409,581.46
	Sales Tax Distribution	\$786,197.16		\$3,195,778.62
	Balance Due on NJPA Contract - Turf Replacement		\$9,500.00	\$3,186,278.62
	3rd Quarter Fleet Master Lease Agreement		\$9,519.82	\$3,176,758.80
	Grace Drake Ceiling and Wall Plaster Repair and Paint		\$4,650.00	\$3,172,108.80
February	Art Tables/Educational Stools/Educational Fu		\$16,719.20	\$3,155,389.60
	3rd Quarter Fleet Master Lease Agreement		\$9,533.72	\$3,145,855.88
	Fiscal Year Totals	\$2,350,290.84	\$2,436,479.07	

Monthly Investment Summary
Medina City School District
US Bank Custodian Acct Ending x70982
 February 28, 2018

Monthly Cash Flow Activity		Market Value Summary				
From 01-31-18 through 02-28-18		Security Type	Market Value	Pct. Assets	Avg Yield at Cost	Wght Avg Mat
Beginning Book Value	22,815,000.67	Money Market Fund				
Contributions	0.00	MONEY MARKET FUND	65,034.01	0.3	1.27	0.00
Withdrawals	0.00	Fixed Income				
Realized Gains/Losses	0.00	U.S. GOVERNMENT AGENCY NOTES	17,789,127.95	78.9	1.29	1.73
Gross Interest Earnings	23,028.76	U.S. TREASURY BILLS	4,645,738.89	20.6	1.44	0.63
Ending Book Value	22,838,029.43	Accrued Interest	55,344.10	0.2		
		TOTAL PORTFOLIO	22,555,244.96	100.0	1.32	1.50

Maturity Distribution		Security Type Allocation	
Distribution by Maturity			
		■ MONEY MARKET FUND ■ U.S. GOVERNMENT AGENCY NOTES ■ U.S. TREASURY BILLS	

Disclosures:

RedTree's internal accounting system is used as the source of the market value of this account. Although obtained from a source believed to be reliable, we cannot guarantee its accuracy. You should review all account statements provided by the custodian and compare with the statements provided by RedTree.

Questions? Call 888.596.2293 or email info@redtreeinv.com

Portfolio Holdings Report
Medina City School District
US Bank Custodian Acct Ending x70982
 February 28, 2018

Quantity	Cusip	Security Description	Moody's	S&P	Cost Basis	Market Value	Yield at Cost	Wtd Maturity	Purchase Date
U.S. GOVERNMENT AGENCY NOTES									
1,270,000	3134G9N60	Federal Home Ln Mtg 1.000% Due 07-27-18	Aaa	AA+	1,270,000.00	1,265,880.12	1.00	0.41	07-27-16
1,085,000	3135G0G72	Federal Natl Mtg Assoc 1.125% Due 12-14-18	Aaa	AA+	1,083,730.55	1,077,101.20	1.19	0.78	02-28-17
2,220,000	3137EADZ9	Federal Home Ln Mtg 1.125% Due 04-15-19	Aaa	AA+	2,219,267.40	2,194,880.70	1.14	1.11	03-18-16
2,500,000	3135G0K93	Federal Natl Mtg Assoc 1.250% Due 06-28-19	Aaa	AA+	2,500,000.00	2,463,257.50	1.25	1.31	06-27-16
2,180,000	3130A9EP2	Federal Home Ln Bank 1.000% Due 09-26-19	Aaa	AA+	2,179,753.60	2,138,861.22	1.00	1.55	09-29-16
2,420,000	3136G2RQ2	Federal Natl Mtg Assoc 1.400% Due 10-29-19	Aaa	AA+	2,420,000.00	2,381,635.74	1.40	1.63	10-27-15
1,270,000	3136G3J71	Federal Natl Mtg Assoc 1.420% Due 07-27-20	Aaa	AA+	1,270,000.00	1,237,127.32	1.42	2.35	07-25-16
1,520,000	3136G35C5	Federal Natl Mtg Assoc 1.400% Due 08-28-20	Aaa	AA+	1,520,000.00	1,480,033.12	1.40	2.43	08-26-16
2,130,000	3136G4AL7	Federal Natl Mtg Assoc 1.500% Due 09-30-20	Aaa	AA+	2,130,000.00	2,070,360.00	1.50	2.50	09-28-16
1,545,000	3136G34Y8	Federal Natl Mtg Assoc 1.600% Due 08-24-21	Aaa	AA+	1,545,000.00	1,479,991.03	1.60	3.36	08-26-16
Accrued Interest						55,344.10			
					18,137,751.55	17,844,472.06	1.29	1.73	
U.S. TREASURY BILLS									
1,080,000	912796NV7	US Treasury Bill 0.000% Due 09-13-18	P-1	A-1+	1,066,485.51	1,069,488.36	1.26	0.54	09-14-17
1,770,000	912796NZ8	US Treasury Bill 0.000% Due 10-11-18	P-1	A-1+	1,746,167.39	1,749,917.58	1.40	0.62	10-24-17
1,850,000	912796PD5	US Treasury Bill 0.000% Due 11-08-18	P-1	A-1+	1,822,590.97	1,826,332.95	1.58	0.69	11-28-17
					4,635,243.87	4,645,738.89	1.44	0.63	
MONEY MARKET FUND									
USBMMF		First American Treasury Obligations Fund			65,034.01	65,034.01	1.27		
TOTAL PORTFOLIO					22,838,029.43	22,555,244.96	1.32	1.50	

Disclosures:

RedTree's internal accounting system is used as the source of the market value of this account. Although obtained from a source believed to be reliable, we cannot guarantee its accuracy. You should review all account statements provided by the custodian and compare with the statements provided by RedTree.

Questions? Call 888.596.2293 or email info@redtreeinv.com

Monthly Activity Reports
Medina City School District
US Bank Custodian Acct Ending x70982
From 02-01-18 Through 02-28-18

GROSS INTEREST INCOME

<u>Ex-Date</u>	<u>Pay-Date</u>	<u>Security</u>	<u>Amount</u>
U.S. GOVERNMENT AGENCY NOTES			
02-26-18	02-26-18	Federal Natl Mtg Assoc 1.600% Due 08-24-21	12,360.00
02-28-18	02-28-18	Federal Natl Mtg Assoc 1.400% Due 08-28-20	10,640.00
			<hr/> 23,000.00
MONEY MARKET FUND			
02-01-18	02-01-18	First American Treasury Obligations Fund	28.76
GROSS INCOME			23,028.76

Disclosures:

RedTree's internal accounting system is used as the source of the market value of this account. Although obtained from a source believed to be reliable, we cannot guarantee its accuracy. You should review all account statements provided by the custodian and compare with the statements provided by RedTree.

Questions? Call 888.596.2293 or email info@redtreeinv.com

Purchase and Sale
Medina City School District
US Bank Custodian Acct Ending x70982
From 02-01-18 Through 02-28-18

<u>Trade Date</u>	<u>Settle Date</u>	<u>Quantity</u>	<u>Security</u>	<u>Unit Price</u>	<u>Amount</u>
-----------------------	------------------------	-----------------	-----------------	-----------------------	---------------

No transactions were found!

Disclosures:

RedTree's internal accounting system is used as the source of the market value of this account. Although obtained from a source believed to be reliable, we cannot guarantee its accuracy. You should review all account statements provided by the custodian and compare with the statements provided by RedTree.

Questions? Call 888.596.2293 or email info@redtreeinv.com

Realized Gains/Losses
Medina City School District
US Bank Custodian Acct Ending x70982
From 02-01-18 Through 02-28-18

Open Date	Close Date	Quantity	Security	Cost Basis	Proceeds	Gain Or Loss	
						Short Term	Long Term
TOTAL GAINS						0.00	0.00
TOTAL LOSSES						0.00	0.00
						0.00	0.00
TOTAL REALIZED GAIN/LOSS		0.00		0.00	0.00	0.00	0.00

Disclosures:

RedTree's internal accounting system is used as the source of the market value of this account. Although obtained from a source believed to be reliable, we cannot guarantee its accuracy. You should review all account statements provided by the custodian and compare with the statements provided by RedTree.

Questions? Call 888.596.2293 or email info@redtreeinv.com

ENV# CEBFGZMPBBJDRFQ_BBBBB
FIFTH THIRD SECURITIES, INC.
MD 1MOB2A
5050 KINGSLEY DRIVE
CINCINNATI, OH 45263

MEDINA CITY SCHOOLS
DAVID CHAMBERS
739 WEYMOUTH RD
MEDINA OH 44256



STATEMENT FOR THE PERIOD FEBRUARY 1, 2018 TO FEBRUARY 28, 2018

MEDINA CITY SCHOOLS - Corporation
Account Number: [REDACTED]

For questions about your accounts:
Local: 614 744 5496
National: 800 228 8852

By the courtesy of:
LEE/CARTER/SAVAGE

TOTAL VALUE OF YOUR PORTFOLIO **\$9,647,366.81**

FOR YOUR INFORMATION

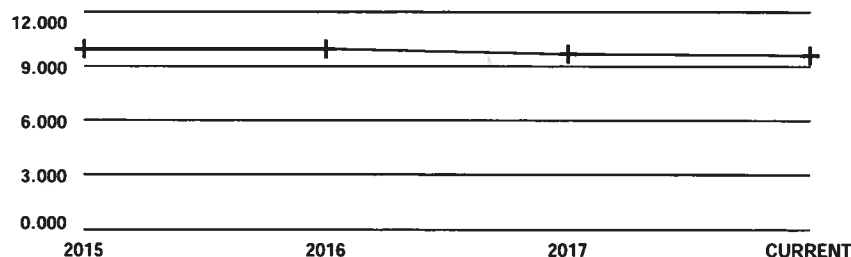
Fifth Third Securities, Inc. Investments offered through Fifth Third Securities, Inc., member
FINRA/SIPC

Fifth Third Securities, Inc.

MN _CEBFGZMPBBJDRFQ_BBBBB 20180228

CHANGE IN VALUE OF YOUR PORTFOLIO

\$ millions



Change In Value Of Your Portfolio information can be found in Miscellaneous Footnotes at the end of this statement.

Account carried with National Financial Services LLC, Member
NYSE, SIPC

Statement for the Period February 1, 2018 to February 28, 2018

MEDINA CITY SCHOOLS - Corporation
Account Number: [REDACTED]



Account Overview

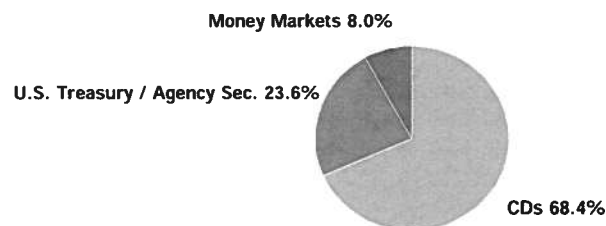
CHANGE IN ACCOUNT VALUE	Current Period	Year-to-Date
BEGINNING VALUE	\$9,678,476.50	\$9,690,786.57
Additions and Withdrawals	(\$14,952.31)	(\$38,089.50)
Income	\$15,227.49	\$38,089.50
Taxes, Fees and Expenses	\$0.00	\$0.00
Change in Value	(\$31,384.87)	(\$43,419.76)
ENDING VALUE (AS OF 02/28/18)	\$9,647,366.81	\$9,647,366.81

Refer to Miscellaneous Footnotes for more information on Change in Value.

INCOME	Current Period	Year-to-Date
TAXABLE		
Taxable Dividends	\$432.81	\$477.72
Taxable Interest	\$14,794.68	\$37,611.78
TOTAL TAXABLE	\$15,227.49	\$38,089.50
TOTAL INCOME	\$15,227.49	\$38,089.50

Taxable income is determined based on information available to NFS at the time the statement was prepared, and is subject to change. Final information on taxation of interest and dividends is available on Form 1099-Div, which is mailed in February of the subsequent year.

ACCOUNT ALLOCATION



	Percent	Prior Period	Current Period
Money Markets	8.0 %	\$2,796,389.98	\$769,845.72
CDs	68.4	\$6,882,086.52	\$6,596,324.09
U.S. Treasury / Agency Sec.	23.6	\$0.00	\$2,281,197.00
TOTAL	100.0 %	\$9,678,476.50	\$9,647,366.81

Account Allocation shows the percentage that each asset class represents of your total account value. *Account Allocation* for equities, fixed income, and other categories may include mutual funds and may be net of short positions. NFS has made assumptions concerning how certain mutual funds are allocated. Closed-end mutual funds and Exchange Traded Products (ETPs) listed on an exchange may be included in the equity allocation. The chart may not reflect your actual portfolio allocation. Consult your broker/dealer prior to making investment decisions.

Statement for the Period February 1, 2018 to February 28, 2018

MEDINA CITY SCHOOLS - Corporation
Account Number: [REDACTED]



Account Overview *continued*

MESSAGES AND ALERTS

Customers wishing to learn more about their investment professional can contact the FINRA BrokerCheck Hotline Number at 1-800-289-9999 or visit the FINRA Regulation website www.finra.org. Customers can also obtain an investor brochure that includes information describing the FINRA BrokerCheck program by contacting Brokerage Operations 1-888-889-1025.

Fifth Third Securities reminds you to please promptly report any inaccuracies or discrepancies in your account to Brokerage Operations by calling 1-888-889-1025. Please reconfirm any oral communications in writing to your Investment Professional to further protect your rights under the Securities Investor Protection Act (SIPA).

Please note that the FDIC insured deposit at Fifth Third Bank under the Fifth Third BD Program is not covered by SIPC. The FDIC insured deposit is eligible for FDIC insurance subject to FDIC coverage limits at the time funds are deposited at Fifth Third Bank. As referenced in the Fifth Third BD Program disclosure document, clients are responsible for monitoring their total assets at Fifth Third Bank to determine the extent of available FDIC coverage.

Customers wishing to learn more about how an order is routed or executed should notify their investment professional in writing. Pursuant to SEC rules, customers can request details on the identity of the venue to which their orders were routed for execution. A written report will be furnished upon request. To learn more about how your order is routed online, please visit <https://www.53.com/investments>.

Statement for the Period February 1, 2018 to February 28, 2018

MEDINA CITY SCHOOLS - Corporation
Account Number: [REDACTED]



Holdings

NFS-provided cost basis, realized gain (loss) and holding period information may not reflect all adjustments necessary for tax purposes. Please refer to Footnotes and Cost Basis Information at the end of this statement for more information.

For additional information regarding your holdings, please refer to the footnotes at the end of the statement.

CASH AND CASH EQUIVALENTS - 7.98% of Total Account Value

Description	Symbol/Cusip Account Type	Quantity	Price on 02/28/18	Current Market Value	Estimated Annual Income
Money Markets					
FEDERATED TREASURY OBLIGATIONS IS	TOIXX	769,845.72	\$1.00	\$769,845.72	
7 DAY YIELD 1.23%	CASH				
Dividend Option Cash					
Capital Gain Option Cash					
Total Cash and Cash Equivalents				\$769,845.72	

Statement for the Period February 1, 2018 to February 28, 2018

MEDINA CITY SCHOOLS - Corporation
Account Number: [REDACTED]



HOLDINGS > FIXED INCOME - 92.02% of Total Account Value

ALERT: You have a fixed income position due to mature within the next 90 days.

For an explanation of fixed income pricing, please see the last page. Redemption schedule(s), bond rating(s), and other information are provided where available. If information does not appear regarding a particular investment, it is not available. The ratings on this statement are provided by Standard & Poor's and/or Moody's to rate the quality based on the respective rating agency's assessment. Ratings information from Standard & Poor's ("S&P") may not be reproduced. S&P credit ratings are statements of opinion and are not statements of fact or recommendations to purchase, hold, or sell securities, nor do they address the suitability of securities for investment purposes, and should not be relied on as investment advice. S&P does not guarantee the accuracy, completeness, timeliness or availability of any information, including ratings, and is not responsible for errors or omissions (negligent or otherwise). S&P gives no express or implied warranties, including but not limited to any warranties of merchantability or fitness for a particular purpose or use. S&P shall not be liable for any direct, indirect, incidental, exemplary, compensatory, punitive, special or consequential damages, costs, expenses, legal fees, or losses (including lost income or profits and opportunity costs) in connection with any use of ratings.

Description	Symbol/Cusip Account Type	Quantity	Estimated Price on 02/28/18	Estimated Current Market Value	Estimated Annual Income	Original/Adjusted Cost Basis	Unrealized Gain (Loss)
CDs							
Certificates of Deposit (CDs), including Market Indexed CDs and Market Linked CDs (collectively, MCDs) are generally shown at estimated market prices based upon a matrix or model pricing method that may not represent the actual price if sold prior to maturity. However, CDs and MCDs may be shown at face value for up to seven calendar days from date of issue if estimated market prices have not been received from a third party pricing vendor. The actual value of CDs and MCDs may be different from their purchase price. CDs and MCDs are subject to interest rate risk. The estimated market price reflected for MCDs may not be based on the actual closing value of the linked market index on the final maturity date and the market value of MCDs may not correspond directly to increases or decreases in the underlying linked market index. You may sell CDs or MCDs in the secondary market subject to market conditions. The secondary market for CDs and MCDs is generally illiquid. If sold prior to maturity, the value of MCDs may be less than the purchase amount or face value. The sale or redemption of any fixed income security prior to maturity may result in a substantial gain or loss, and an early withdrawal penalty may apply. Certain MCDs may only be redeemed on pre-specified liquidation dates and may have call features that allow the issuer to call the MCD prior to maturity. Certain Step Rate CDs are also subject to reinvestment risk if call provisions are exercised by the issuer and if a CD with a comparable rate is not available.							
See sales materials or contact your broker/dealer for additional information.							
COMMUNITY FINL SVCS BK KY CD 1.05000% 05/17/2018 FDIC INSURED CPN PMT MONTHLY Next Interest Payable: 03/17/18 Estimated Yield 1.05% Accrued Interest \$85.61 Average Unit Cost \$1.00 Adjusted Cost Basis	20364ABC8 CASH	248,000	\$0.99907	\$247,769.36	\$2,604.00	\$248,000.00	
						\$248,000.00	D (\$230.64)
FIRSTBANK PR SANTURCE CD 1.35000% 07/30/2018 FDIC INSURED CPN PMT MONTHLY Next Interest Payable: 03/29/18 Estimated Yield 1.35% Accrued Interest \$9.17 Average Unit Cost \$1.00 Adjusted Cost Basis	33767AUS8 CASH	248,000	\$0.99892	\$247,732.16	\$3,348.00	\$248,000.00	
						\$248,000.00	D (\$267.84)
ORIENTAL B&T SAN JUAN PR CD 1.30000% 08/10/2018 FDIC INSURED CPN PMT SEMI-ANNUAL ON AUG 10, FEB 10	686184WR9 CASH	248,000	\$0.99935	\$247,838.80	\$3,224.00	\$248,000.00	

Fifth Third Securities, Inc.

Account carried with National Financial Services LLC, Member
NYSE, SIPC

MN_CEBFGZMPBBJDRFQ_BBBBB 20180228

Statement for the Period February 1, 2018 to February 28, 2018

MEDINA CITY SCHOOLS - Corporation
Account Number: [REDACTED]



HOLDINGS > FIXED INCOME *continued*

Description	Symbol/Cusip Account Type	Quantity	Estimated Price on 02/28/18	Estimated Current Market Value	Estimated Annual Income	Original/Adjusted Cost Basis	Unrealized Gain (Loss)
ORIENTAL B&T SAN JUAN PR CD 1.30000%	686184WR9	<i>continued</i>					
Next Interest Payable: 08/10/18							
Estimated Yield 1.30%							
Accrued Interest \$167.82							
Average Unit Cost \$1.00							
Adjusted Cost Basis						\$248,000.00 D	(\$161.20)
FIRST FINL NORTHWEST BK RENTON CD	32022MAG3	248,000	\$0.99771	\$247,432.08	\$2,852.00	\$248,000.00	
1.15000% 08/20/2018 FDIC INSURED	CASH						
CPN PMT MONTHLY							
Next Interest Payable: 03/19/18							
Estimated Yield 1.15%							
Accrued Interest \$78.14							
Average Unit Cost \$1.00							
Adjusted Cost Basis						\$248,000.00 D	(\$567.92)
MB FINL BK NA CHIC. IL CD 1.30000%	55266CUM6	250,000	\$0.99444	\$248,610.00	\$3,250.00	\$250,000.00	
02/08/2019 FDIC INSURED	CASH						
CPN PMT MONTHLY							
Next Interest Payable: 03/08/18							
Estimated Yield 1.30%							
Accrued Interest \$186.99							
Average Unit Cost \$1.00							
Adjusted Cost Basis						\$250,000.00 D	(\$1,390.00)
HARBORONE BK BROCKTON MA CD 1.40000%	41166HAQ9	250,000	\$0.99495	\$248,737.50	\$3,500.00	\$250,000.00	
02/21/2019 FDIC INSURED	CASH						
CPN PMT MONTHLY							
Next Interest Payable: 03/21/18							
CALLABLE ON 03/21/2018 @ 100.0000							
Estimated Yield 1.40%							
Accrued Interest \$76.71							
Average Unit Cost \$1.00							
Adjusted Cost Basis						\$250,000.00 D	(\$1,262.50)
WOORI AMER BK NEW YORK N Y CD 1.30000%	981059AW8	250,000	\$0.99385	\$248,462.50	\$3,250.00	\$250,000.00	
02/24/2019 FDIC INSURED	CASH						
CPN PMT SEMI-ANNUAL							
ON AUG 24, FEB 24							
Next Interest Payable: 08/24/18							
Estimated Yield 1.30%							
Accrued Interest \$44.52							

Fifth Third Securities, Inc.

Account carried with National Financial Services LLC, Member
NYSE, SIPC

MN_CEBFGZMPBBJDRFQ_BBBBB 20180228

Statement for the Period February 1, 2018 to February 28, 2018

MEDINA CITY SCHOOLS - Corporation
Account Number: [REDACTED]



HOLDINGS > FIXED INCOME *continued*

Description	Symbol/Cusip Account Type	Quantity	Estimated Price on 02/28/18	Estimated Current Market Value	Estimated Annual Income	Original/Adjusted Cost Basis	Unrealized Gain (Loss)
WOORI AMER BK NEW YORK N Y CD 1.30000%	981059AW8	<i>continued</i>					
Average Unit Cost \$1.00						\$250,000.00 D	(\$1,537.50)
Adjusted Cost Basis							
TRADITION CAP BK EDINA MINN CD 1.35000%	89269FCP8	250,000	\$0.99236	\$248,090.00	\$3,375.00	\$250,000.00	
04/30/2019 FDIC INSURED	CASH						
CPN PMT MONTHLY							
Next Interest Payable: 03/31/18							
Estimated Yield 1.36%							
Accrued Interest \$9.25							
Average Unit Cost \$1.00						\$250,000.00 D	(\$1,910.00)
Adjusted Cost Basis							
CAPITAL BK LITTLE ROCK CD 1.40000%	139797FV1	250,000	\$0.99242	\$248,105.00	\$3,500.00	\$250,000.00	
05/17/2019 FDIC INSURED	CASH						
CPN PMT MONTHLY							
Next Interest Payable: 03/17/18							
Estimated Yield 1.41%							
Accrued Interest \$115.07						\$250,000.00 D	(\$1,895.00)
Average Unit Cost \$1.00							
Adjusted Cost Basis							
STATE BK INDIA NEW YORK NY CD 1.60000%	856285CB5	250,000	\$0.99377	\$248,442.50		\$250,000.00	
06/24/2019 FDIC INSURED	CASH						
CPN PMT SEMI-ANNUAL							
ON DEC 23, JUN 23							
Next Interest Payable: 06/23/18							
Average Unit Cost \$1.00						\$250,000.00 D	(\$1,557.50)
Adjusted Cost Basis							
FIRST CENTY BK TAZEWEILL TENN CD 1.50000%	319428AB4	250,000	\$0.99096	\$247,740.00	\$3,750.00	\$250,000.00	
08/09/2019 FDIC INSURED	CASH						
CPN PMT MONTHLY							
Next Interest Payable: 03/10/18							
Estimated Yield 1.51%							
Accrued Interest \$195.21						\$250,000.00 D	(\$2,260.00)
Average Unit Cost \$1.00							
Adjusted Cost Basis							
SUMMIT CMNTY BK MOOREFIELD WV CD	86604XLJ3	250,000	\$0.9868	\$246,700.00	\$3,625.00	\$250,000.00	
1.45000% 11/08/2019 FDIC INSURED	CASH						
CPN PMT MONTHLY							

Fifth Third Securities, Inc.

MN_CEBFGZMPBBJDRFQ_BBBBB 20180228

Account carried with National Financial Services LLC, Member
NYSE, SIPC

Statement for the Period February 1, 2018 to February 28, 2018

MEDINA CITY SCHOOLS - Corporation
Account Number: [REDACTED]



HOLDINGS > FIXED INCOME *continued*

Description	Symbol/Cusip Account Type	Quantity	Estimated Price on 02/28/18	Estimated Current Market Value	Estimated Annual Income	Original/Adjusted Cost Basis	Unrealized Gain (Loss)
SUMMIT CMNTY BK MOOREFIELD WV CD Next Interest Payable: 03/08/18 Estimated Yield 1.46% Accrued Interest \$208.56 Average Unit Cost \$1.00 Adjusted Cost Basis	86604XLJ3	<i>continued</i>				\$250,000.00 D	(\$3,300.00)
YADKIN VY BK & TR CO ELKIN N C CD 1.50000% 01/24/2020 FDIC INSURED CPN PMT MONTHLY Next Interest Payable: 03/25/18 Estimated Yield 1.52% Accrued Interest \$41.10 Average Unit Cost \$1.00 Adjusted Cost Basis	984308ET9 CASH	250,000	\$0.98434	\$246,085.00	\$3,750.00	\$250,000.00 D	(\$3,915.00)
WORLDS FOREMOST BK SYDNEY NEB CD 1.75000% 01/27/2020 FDIC INSURED CPN PMT MONTHLY Next Interest Payable: 03/26/18 Estimated Yield 1.77% Accrued Interest \$28.77 Average Unit Cost \$1.00 Adjusted Cost Basis	981571CX8 CASH	200,000	\$0.98889	\$197,778.00	\$3,500.00	\$200,000.00 D	(\$2,222.00)
WELLS FARGO BANK NATL ASSN CD 1.75000% 02/03/2020 FDIC INSURED CPN PMT MONTHLY Next Interest Payable: 03/01/18 Estimated Yield 1.77% Accrued Interest \$335.62 Average Unit Cost \$1.00 Adjusted Cost Basis	949763EG7 CASH	250,000	\$0.98864	\$247,160.00	\$4,375.00	\$250,000.00 D	(\$2,840.00)
TIAA FSB JACKSONVILLE FLA 1.95000% 11/23/2020 CD FDIC INSURED CPN PMT SEMI-ANNUAL ON MAY 21, NOV 21 1ST CPN DTE 05/21/2018 Next Interest Payable: 05/21/18 Estimated Yield 1.97% Accrued Interest \$1319.59	87270LAW3 CASH	247,000	\$0.98674	\$243,724.78	\$4,816.50	\$247,000.00	

Fifth Third Securities, Inc.

Account carried with National Financial Services LLC, Member
NYSE, SIPC

MN_CEBFGZMPBBJDRFQ_BBBBB 20180228

Statement for the Period February 1, 2018 to February 28, 2018

MEDINA CITY SCHOOLS - Corporation
Account Number: [REDACTED]



HOLDINGS > FIXED INCOME *continued*

Description	Symbol/Cusip Account Type	Quantity	Estimated Price on 02/28/18	Estimated Current Market Value	Estimated Annual Income	Original/Adjusted Cost Basis	Unrealized Gain (Loss)
TIAA FSB JACKSONVILLE FLA 1.95000%	87270LAW3	<i>continued</i>					
Average Unit Cost \$1.00							
Adjusted Cost Basis						\$247,000.00 D	(\$3,275.22)
ALLY BK MIDVALE UTAH CD 2.50000%	02007GAU7	245,000	\$1.00077	\$245,188.65	\$6,125.00	\$245,000.00	
02/01/2021 FDIC INSURED	CASH						
CPN PMT SEMI-ANNUAL							
ON AUG 01, FEB 01							
1ST CPN DTE 08/01/2018							
Next Interest Payable: 08/01/18							
Estimated Yield 2.49%							
Accrued Interest \$469.86							
Average Unit Cost \$1.00							
Adjusted Cost Basis						\$245,000.00 D	\$188.65
PRIME ALLIANCE BK UTAH CD 2.30000%	74160NFW5	245,000	\$0.99462	\$243,681.90	\$5,635.00	\$245,000.00	
03/15/2021 FDIC INSURED	CASH						
CPN PMT MONTHLY							
1ST CPN DTE 03/13/2018							
Next Interest Payable: 03/13/18							
Estimated Yield 2.31%							
Accrued Interest \$247.01							
Average Unit Cost \$1.00							
Adjusted Cost Basis						\$245,000.00 D	(\$1,318.10)
CAPITAL ONE BK USA NATL ASSN CD 2.25000%	1404202B5	245,000	\$0.9834	\$240,933.00	\$5,512.50	\$243,858.30	
04/19/2021 FDIC INSURED	CASH						
CPN PMT SEMI-ANNUAL							
ON OCT 19, APR 19							
Next Interest Payable: 04/19/18							
Estimated Yield 2.28%							
Accrued Interest \$2008.66							
Average Unit Cost \$1.00							
Adjusted Cost Basis						\$243,858.30 D	(\$2,925.30)
THIRD FED SVGS &LN ASSN OF CD 2.50000%	88413QBZ0	245,000	\$0.99975	\$244,938.75	\$6,125.00	\$245,000.00	
05/28/2021 FDIC INSURED	CASH						
CPN PMT SEMI-ANNUAL							
ON AUG 28, FEB 28							
1ST CPN DTE 08/28/2018							
Next Interest Payable: 08/28/18							
Estimated Yield 2.50%							

Fifth Third Securities, Inc.

Account carried with National Financial Services LLC, Member
NYSE, SIPC

MN_CEBFGZMPBBJDRFQ_BBBBB 20180228

Statement for the Period February 1, 2018 to February 28, 2018

MEDINA CITY SCHOOLS - Corporation
Account Number: [REDACTED]



HOLDINGS > FIXED INCOME *continued*

Description	Symbol/Cusip Account Type	Quantity	Estimated Price on 02/28/18	Estimated Current Market Value	Estimated Annual Income	Original/Adjusted Cost Basis	Unrealized Gain (Loss)
THIRD FED SVGS &LN ASSN OF CD 2.50000%	88413QBZ0	<i>continued</i>					
Accrued Interest \$16.78							
Average Unit Cost \$1.00							
Adjusted Cost Basis						\$245,000.00 D	(\$61.25)
FIRST CHOICE BK CERRITOS CALIF CD	319461BJ7	250,000	\$0.98388	\$245,970.00	\$3,750.00	\$250,000.00	
1.50000% 06/30/2021 FDIC INSURED	CASH						
CPN PMT MONTHLY							
Next Interest Payable: 03/30/18							
CALLABLE ON 03/30/2018 @ 100.0000							
STEP COUPON							
RESET FREQUENCY TERM MODE							
NEXT RESET 06/29/2019 @ 2.25000							
Estimated Yield 1.52%							
Accrued Interest \$10.27							
Average Unit Cost \$1.00							
Adjusted Cost Basis						\$250,000.00 D	(\$4,030.00)
SECURITY FED BK AIKEN S C CD 2.40000%	81423LCE0	245,000	\$0.99565	\$243,934.25	\$5,880.00	\$245,000.00	
08/09/2021 FDIC INSURED	CASH						
CPN PMT MONTHLY							
1ST CPN DTE 03/07/2018							
Next Interest Payable: 03/07/18							
CALLABLE ON 08/07/2018 @ 100.0000							
Estimated Yield 2.41%							
Accrued Interest \$354.41							
Average Unit Cost \$1.00							
Adjusted Cost Basis						\$245,000.00 D	(\$1,065.75)
MEDALLION BK UTAH CD 2.45000% 02/16/2022	58404DBD2	245,000	\$0.99451	\$243,654.95	\$6,002.50	\$245,000.00	
FDIC INSURED	CASH						
CPN PMT MONTHLY							
1ST CPN DTE 03/16/2018							
Next Interest Payable: 03/16/18							
Estimated Yield 2.46%							
Accrued Interest \$213.79							
Average Unit Cost \$1.00							
Adjusted Cost Basis						\$245,000.00 D	(\$1,345.05)
HSBC BK USA N A MC LEAN VA CD 1.75000%	40434YFM4	250,000	\$0.99386	\$248,465.00	\$4,375.00	\$250,000.00	
02/17/2022 FDIC INSURED	CASH						
CPN PMT QUARTERLY							

Fifth Third Securities, Inc.

Account carried with National Financial Services LLC, Member
NYSE, SIPC

MN_CEBFGZMPBBJDRFQ_BBBBBB 20180228

Statement for the Period February 1, 2018 to February 28, 2018

MEDINA CITY SCHOOLS - Corporation
Account Number: [REDACTED]



HOLDINGS > FIXED INCOME *continued*

Description	Symbol/Cusip Account Type	Quantity	Estimated Price on 02/28/18	Estimated Current Market Value	Estimated Annual Income	Original/Adjusted Cost Basis	Unrealized Gain (Loss)
HSBC BK USA N A MC LEAN VA CD 1.75000%	40434YFM4	<i>continued</i>					
ON MAY 17, AUG 17, NOV 17, FEB 17							
Next Interest Payable: 05/17/18							
CALLABLE ON 02/17/2019 @ 100.0000							
STEP COUPON							
RESET FREQUENCY TERM MODE							
NEXT RESET 02/17/2019 @ 2.30000							
Estimated Yield 1.76%							
Accrued Interest \$143.84							
Average Unit Cost \$1.00							
Adjusted Cost Basis						\$250,000.00 D	(\$1,535.00)
NORTHFIELD BK STATEN ISLAND NY CD	66612ACG1	245,000	\$0.99443	\$243,635.35	\$6,002.50	\$245,000.00	
2.45000% 02/22/2022 FDIC INSURED	CASH						
CPN PMT SEMI-ANNUAL							
ON AUG 21, FEB 21							
1ST CPN DTE 08/21/2018							
Next Interest Payable: 08/21/18							
Estimated Yield 2.46%							
Accrued Interest \$131.56							
Average Unit Cost \$1.00							
Adjusted Cost Basis						\$245,000.00 D	(\$1,364.65)
JPMORGAN CHASE BK CD 2.00000% 08/16/2022	48126YDE0	248,000	\$0.98422	\$244,086.56	\$4,960.00	\$248,000.00	
FDIC INSURED	CASH						
CPN PMT SEMI-ANNUAL							
ON FEB 16, AUG 16							
Next Interest Payable: 08/16/18							
CALLABLE ON 08/16/2018 @ 100.0000							
STEP COUPON							
RESET FREQUENCY TERM MODE							
NEXT RESET 08/16/2021 @ 4.00000							
Estimated Yield 2.03%							
Accrued Interest \$176.66							
Average Unit Cost \$1.00							
Adjusted Cost Basis						\$248,000.00 D	(\$3,913.44)
FIRST ST BK DEQUEEN ARK CD 1.75000%	336460CJ7	248,000	\$0.9735	\$241,428.00	\$4,340.00	\$248,000.00	
08/31/2022 FDIC INSURED	CASH						
CPN PMT MONTHLY							
Next Interest Payable: 03/31/18							
CALLABLE ON 08/31/2018 @ 100.0000							

Fifth Third Securities, Inc.

Account carried with National Financial Services LLC, Member
NYSE, SIPC

MN_CEBFGZMPBBJDRFQ_BBBBBB 20180228

Statement for the Period February 1, 2018 to February 28, 2018

MEDINA CITY SCHOOLS - Corporation
Account Number: [REDACTED]



HOLDINGS > FIXED INCOME *continued*

Description	Symbol/Cusip Account Type	Quantity	Estimated Price on 02/28/18	Estimated Current Market Value	Estimated Annual Income	Original/Adjusted Cost Basis	Unrealized Gain (Loss)
FIRST ST BK DEQUEEN ARK CD 1.75000%	336460CJ7	<i>continued</i>					
STEP COUPON							
RESET FREQUENCY TERM MODE							
NEXT RESET 08/31/2019 @ 2.00000							
Estimated Yield 1.79%							
Accrued Interest \$11.89							
Average Unit Cost \$1.00							
Adjusted Cost Basis						\$248,000.00 D	(\$6,572.00)
Total CDs		6,650,000		\$6,596,324.09	\$111,427.00	\$6,648,858.30	(\$52,534.21)
U.S. Treasury / Agency Securities							
FEDERAL HOME LOAN BANKS BOND 2.15000%	3130ADEZ1	400,000	\$99.192	\$396,768.00	\$8,600.00	\$399,416.00	
08/07/2020	CASH						
MOODY'S Aaa /S&P AA+							
CPN PMT SEMI-ANNUAL							
ON AUG 07, FEB 07							
1ST CPN DTE 08/07/2018							
Next Interest Payable: 08/07/18							
CALLABLE ON 05/07/2018 @ 100.0000							
Accrued Interest \$501.67							
Average Unit Cost \$99.85							
Adjusted Cost Basis						\$399,416.00 D	(\$2,648.00)
FEDERAL HOME LN MTG CORP MTN 2.65000%	3134GSEG6	700,000	\$99.73	\$698,110.00	\$18,550.00	\$700,000.00	
11/24/2021	CASH						
MOODY'S Aaa /S&P AA+							
CPN PMT SEMI-ANNUAL							
ON MAY 24, NOV 24							
1ST CPN DTE 05/24/2018							
Next Interest Payable: 05/24/18							
CALLABLE ON 08/24/2018 @ 100.0000							
Accrued Interest \$51.53							
Average Unit Cost \$100.00							
Adjusted Cost Basis						\$700,000.00 D	(\$1,890.00)
FEDERAL HOME LN MTG CORP MTN 2.35000%	3134GBCW0	700,000	\$98.497	\$689,479.00	\$16,450.00	\$693,189.00	
03/29/2022	CASH						
MOODY'S Aaa /S&P AA+							
CPN PMT SEMI-ANNUAL							
ON SEP 29, MAR 29							

Fifth Third Securities, Inc.

Account carried with National Financial Services LLC, Member
NYSE, SIPC

MN_CEBFGZMPBBJDRFQ_BBBBBB 20180228

Page 12 of 24

Statement for the Period February 1, 2018 to February 28, 2018

MEDINA CITY SCHOOLS - Corporation
Account Number: [REDACTED]



HOLDINGS > FIXED INCOME *continued*

Description	Symbol/Cusip Account Type	Quantity	Estimated Price on 02/28/18	Estimated Current Market Value	Estimated Annual Income	Original/Adjusted Cost Basis	Unrealized Gain (Loss)
FEDERAL HOME LN MTG CORP MTN 2.35000%	3134GBCW0	<i>continued</i>					
Next Interest Payable: 03/29/18							
CALLABLE ON 03/29/2018 @ 100.0000							
Accrued Interest \$6854.17							
Average Unit Cost \$99.03							
Adjusted Cost Basis							
						\$693,189.00 D	(\$3,710.00)
FEDERAL HOME LOAN BANKS BOND 2.00000%	3130ADGG1	500,000	\$99.368	\$496,840.00	\$10,000.00	\$500,000.00	
02/15/2023							
MOODY'S Aaa /S&P AA+							
CPN PMT SEMI-ANNUAL							
ON AUG 15, FEB 15							
1ST CPN DTE 08/15/2018							
Next Interest Payable: 08/15/18							
CALLABLE ON 02/15/2019 @ 100.0000							
STEP COUPON							
RESET FREQUENCY TERM MODE							
NEXT RESET 02/15/2019 @ 3.00000							
Accrued Interest \$444.44							
Average Unit Cost \$100.00							
Adjusted Cost Basis							
						\$500,000.00 D	(\$3,160.00)
Total U.S. Treasury / Agency Securities		2,300,000		\$2,281,197.00	\$53,600.00	\$2,292,605.00	(\$11,408.00)
Total Fixed Income		8,950,000		\$8,877,521.09	\$165,027.00	\$8,941,463.30	(\$63,942.21)
Total Securities				\$8,877,521.09	\$165,027.00	\$8,941,463.30	(\$63,942.21)
TOTAL PORTFOLIO VALUE				\$9,647,366.81	\$165,027.00	\$8,941,463.30	(\$63,942.21)

Fifth Third Securities, Inc.

MN _CEBFGZMPBBJDRFQ_BBBBB 20180228

Account carried with National Financial Services LLC, Member
NYSE, SIPC

Statement for the Period February 1, 2018 to February 28, 2018

MEDINA CITY SCHOOLS - Corporation
 Account Number: [REDACTED]



Activity

NFS-provided cost basis, realized gain (loss) and holding period information may not reflect all adjustments necessary for tax purposes. Please refer to Footnotes and Cost Basis Information at the end of this statement for more information.

PURCHASES, SALES, AND REDEMPTIONS

Settlement Date	Account Type	Transaction	Description	Quantity	Amount	Total Cost Basis	Realized Gain (Loss)
Securities Purchased							
02/01/18	CASH	YOU BOUGHT	ALLY BK MIDVALE UTAH CD 2.50000% 02/01/2021 FACT SHEET TO FOLLOW SOLICITED ORDER @ 100	245,000	(\$245,000.00)	\$245,000.00	
02/07/18	CASH	YOU BOUGHT	FEDERAL HOME LOAN BANKS BOND 2.15000% 08/07/2020 PROSPECTUS UNDER SEPARATE COVER SOLICITED ORDER @ 99.854	400,000	(\$399,416.00)	\$399,416.00	
02/07/18	CASH	YOU BOUGHT	SECURITY FED BK AIKEN S C CD 2.40000% 08/09/2021 FACT SHEET TO FOLLOW SOLICITED ORDER @ 100	245,000	(\$245,000.00)	\$245,000.00	
02/13/18	CASH	YOU BOUGHT	PRIME ALLIANCE BK UTAH CD 2.30000% 03/15/2021 FACT SHEET TO FOLLOW SOLICITED ORDER @ 100	245,000	(\$245,000.00)	\$245,000.00	
02/15/18	CASH	YOU BOUGHT	FEDERAL HOME LOAN BANKS BOND 2.00000% 02/15/2023 PROSPECTUS UNDER SEPARATE COVER SOLICITED ORDER @ 100	500,000	(\$500,000.00)	\$500,000.00	
02/15/18	CASH	YOU BOUGHT	FEDERAL HOME LN MTG CORP MTN 2.35000% 03/29/2022 SOLICITED ORDER @ 99.027 Accrued Interest: \$6,214.44	700,000	(\$699,403.44)	\$693,189.00	

Fifth Third Securities, Inc.

MN_CEBFGZMPBBJDRFQ_BBBBB 20180228

Account carried with National Financial Services LLC, Member
 NYSE, SIPC

Statement for the Period February 1, 2018 to February 28, 2018

MEDINA CITY SCHOOLS - Corporation
Account Number: [REDACTED]



PURCHASES, SALES, AND REDEMPTIONS *continued*

Settlement Date	Account Type	Transaction	Description	Quantity	Amount	Total Cost Basis	Realized Gain (Loss)
02/16/18	CASH	YOU BOUGHT	MEDALLION BK UTAH CD 2.45000% 02/16/2022 FACT SHEET TO FOLLOW SOLICITED ORDER @ 100	245,000	(\$245,000.00)	\$245,000.00	
02/21/18	CASH	YOU BOUGHT	NORTHFIELD BK STATEN ISLAND NY CD 2.45000% 02/22/2022 FACT SHEET TO FOLLOW SOLICITED ORDER @ 100	245,000	(\$245,000.00)	\$245,000.00	
02/28/18	CASH	YOU BOUGHT	FEDERAL HOME LN MTG CORP MTN 2.65000% 11/24/2021 PROSPECTUS UNDER SEPARATE COVER SOLICITED ORDER @ 100	700,000	(\$700,000.00)	\$700,000.00	
02/28/18	CASH	YOU BOUGHT	THIRD FED SVGS & LN ASSN OF CD 2.50000% 05/28/2021 FACT SHEET TO FOLLOW SOLICITED ORDER @ 100	245,000	(\$245,000.00)	\$245,000.00	
Total Securities Purchased					(\$3,768,819.44)		
Redemptions							
02/02/18	CASH	REDEEMED	FARM BUR BK FSB NV CD 1.05000% 02/02/2018 REDEMPTION PAYOUT #REOR R0059522780000 Adjusted Cost Basis	(250,000)	\$250,000.00	\$250,000.00	
						\$250,000.00	D
02/12/18	CASH	REDEEMED	BANK OF GEORGETOWN WASH DC CD 1.00000% 02/12/2018 REDEMPTION PAYOUT #REOR R005953130000 Adjusted Cost Basis	(248,000)	\$248,000.00	\$248,000.00	
						\$248,000.00	D
02/12/18	CASH	REDEEMED	STEARNS BK NA ST CLOUD MN CD 1.00000% 02/12/2018 REDEMPTION PAYOUT #REOR R005953720000 Adjusted Cost Basis	(248,000)	\$248,000.00	\$248,000.00	
						\$248,000.00	D

Fifth Third Securities, Inc.

MN_CEBFGZMPBBJDRFQ_BBBBBB 20180228

Account carried with National Financial Services LLC, Member
NYSE, SIPC

Statement for the Period February 1, 2018 to February 28, 2018

MEDINA CITY SCHOOLS - Corporation

Account Number: [REDACTED]



PURCHASES, SALES, AND REDEMPTIONS *continued*

Settlement Date	Account Type	Transaction	Description	Quantity	Amount	Total Cost Basis	Realized Gain (Loss)
02/13/18	CASH	REDEEMED	LANDMARK CMNTY BK TN CD 1.05000% 02/13/2018 REDEMPTION PAYOUT #REOR R0059554420000 Adjusted Cost Basis	(250,000)	\$250,000.00	\$250,000.00	
						\$250,000.00	D
02/20/18	CASH	REDEEMED	BANK NORTH CAROLINA NC CD 1.05000% 02/20/2018 REDEMPTION PAYOUT #REOR R0059579000000 Adjusted Cost Basis	(248,000)	\$248,000.00	\$248,000.00	
						\$248,000.00	D
02/20/18	CASH	REDEEMED	EAGLEBANK BETHESDA MD CD 1.00000% 02/20/2018 REDEMPTION PAYOUT #REOR R0059579350000 Adjusted Cost Basis	(250,000)	\$250,000.00	\$250,000.00	
						\$250,000.00	D
02/20/18	CASH	REDEEMED	KEY BK NATL ASSN OHIO CD 1.15000% 02/20/2018 REDEMPTION PAYOUT #REOR R0059579760000 Adjusted Cost Basis	(248,000)	\$248,000.00	\$248,000.00	
						\$248,000.00	D
Total Redemptions					\$1,742,000.00		

ACTIVITY > CORE FUND ACTIVITY

Settlement Date	Account Type	Transaction	Description	Quantity	Amount
02/01/18	CASH	YOU SOLD	FEDERATED TREASURY OBLIGATIONS IS @ 1	(244,195.61)	\$244,195.61
02/02/18	CASH	YOU BOUGHT	FEDERATED TREASURY OBLIGATIONS IS @ 1	250,222.95	(\$250,222.95)
02/07/18	CASH	YOU SOLD	FEDERATED TREASURY OBLIGATIONS IS @ 1	(644,416)	\$644,416.00
02/08/18	CASH	YOU BOUGHT	FEDERATED TREASURY OBLIGATIONS IS @ 1	583.91	(\$583.91)

Fifth Third Securities, Inc.

MN_CEBFGZMPBBJDRFQ_BBBBB 20180228

Account carried with National Financial Services LLC, Member
NYSE, SIPC

Statement for the Period February 1, 2018 to February 28, 2018

MEDINA CITY SCHOOLS - Corporation
Account Number: [REDACTED]



ACTIVITY > CORE FUND ACTIVITY *continued*

Settlement Date	Account Type	Transaction	Description	Quantity	Amount
02/12/18	CASH	YOU BOUGHT	FEDERATED TREASURY OBLIGATIONS IS @ 1	499,404.56	(\$499,404.56)
02/13/18	CASH	YOU BOUGHT	FEDERATED TREASURY OBLIGATIONS IS @ 1	5,222.95	(\$5,222.95)
02/15/18	CASH	YOU SOLD	FEDERATED TREASURY OBLIGATIONS IS @ 1	(1,199,403.44)	\$1,199,403.44
02/16/18	CASH	YOU SOLD	FEDERATED TREASURY OBLIGATIONS IS @ 1	(242,499.62)	\$242,499.62
02/20/18	CASH	YOU BOUGHT	FEDERATED TREASURY OBLIGATIONS IS @ 1	749,772.02	(\$749,772.02)
02/21/18	CASH	YOU SOLD	FEDERATED TREASURY OBLIGATIONS IS @ 1	(244,702.74)	\$244,702.74
02/26/18	CASH	YOU BOUGHT	FEDERATED TREASURY OBLIGATIONS IS @ 1	2,254.11	(\$2,254.11)
02/28/18	CASH	YOU SOLD	FEDERATED TREASURY OBLIGATIONS IS @ 1	(958,787.35)	\$958,787.35
TOTAL CORE FUND ACTIVITY					\$2,026,544.26

ACTIVITY > ADDITIONS AND WITHDRAWALS > OTHER ADDITIONS AND WITHDRAWALS

Date	Account Type	Transaction	Description	Quantity	Amount
Other Additions and Withdrawals					
02/28/18	CASH	WIRE TRANS TO BANK	WD54646961		(\$14,952.31)
Total Other Additions and Withdrawals					(\$14,952.31)

Fifth Third Securities, Inc.

MN_CEBFGZMPBBJDRFQ_BBBBB 20180228

Account carried with National Financial Services LLC, Member
NYSE, SIPC

Statement for the Period February 1, 2018 to February 28, 2018

MEDINA CITY SCHOOLS - Corporation
Account Number: [REDACTED]



ACTIVITY *continued*

	Amount
TOTAL ADDITIONS AND WITHDRAWALS	(\$14,952.31)

ACTIVITY > INCOME > TAXABLE INCOME

Settlement Date	Account Type	Transaction	Description	Quantity	Amount
Taxable Dividends					
01/31/18	CASH	DIVIDEND RECEIVED	FEDERATED TREASURY OBLIGATIONS IS DIVIDEND RECEIVED		\$432.81
Total Taxable Dividends					\$432.81
Taxable Interest					
02/01/18	CASH	INTEREST	WELLS FARGO BANK NATL ASSN CD 1.75000% 02/03/2020		\$371.58
02/02/18	CASH	INTEREST	FARM BUR BK FSB NV CD 1.05000% 02/02/2018		\$222.95
02/08/18	CASH	INTEREST	MB FINL BK NA CHIC. IL CD 1.30000% 02/08/2019		\$276.03
02/08/18	CASH	INTEREST	SUMMIT CMNTY BK MOOREFIELD WV CD 1.45000% 11/08/2019		\$307.88
02/10/18	CASH	INTEREST	FIRST CENTY BK TAZEWEILL TENN CD 1.50000% 08/09/2019		\$318.49
02/10/18	CASH	INTEREST	ORIENTAL B&T SAN JUAN PR CD 1.30000% 08/10/2018		\$1,625.25
02/12/18	CASH	INTEREST	BANK OF GEORGETOWN WASH DC CD 1.00000% 02/12/2018		\$1,250.19

Fifth Third Securities, Inc.

Account carried with National Financial Services LLC, Member
NYSE, SIPC

MN _CEBFGZMPBBJDRFQ_BBBBB 20180228

Statement for the Period February 1, 2018 to February 28, 2018

MEDINA CITY SCHOOLS - Corporation
Account Number: [REDACTED]



ACTIVITY > INCOME > TAXABLE INCOME *continued*

Settlement Date	Account Type	Transaction	Description	Quantity	Amount
02/12/18	CASH	INTEREST	STEARNS BK NA ST CLOUD MN CD 1.00000% 02/12/2018		\$210.63
02/13/18	CASH	INTEREST	LANDMARK CMNTY BK TN CD 1.05000% 02/13/2018		\$222.95
02/16/18	CASH	INTEREST	JPMORGAN CHASE BK CD 2.00000% 08/16/2022		\$2,500.38
02/17/18	CASH	INTEREST	CAPITAL BK LITTLE ROCK CD 1.40000% 05/17/2019		\$297.26
02/17/18	CASH	INTEREST	COMMUNITY FINL SVCS BK KY CD 1.05000% 05/17/2018		\$221.16
02/17/18	CASH	INTEREST	HSBC BK USA N A MC LEAN VA CD 1.75000% 02/17/2022		\$1,102.74
02/19/18	CASH	INTEREST	FIRST FINL NORTHWEST BK RENTON CD 1.15000% 08/20/2018		\$242.22
02/20/18	CASH	INTEREST	BANK NORTH CAROLINA NC CD 1.05000% 02/20/2018		\$228.30
02/20/18	CASH	INTEREST	EAGLEBANK BETHESDA MD CD 1.00000% 02/20/2018		\$219.18
02/20/18	CASH	INTEREST	KEY BK NATL ASSN OHIO CD 1.15000% 02/20/2018		\$1,461.16
02/21/18	CASH	INTEREST	HARBORONE BK BROCKTON MA CD 1.40000% 02/21/2019		\$297.26
02/24/18	CASH	INTEREST	WOORI AMER BK NEW YORK N Y CD 1.30000% 02/24/2019		\$1,638.36

Fifth Third Securities, Inc.

MN_CEBFGZMPBBJDRFQ_BBBBB 20180228

Account carried with National Financial Services LLC, Member
NYSE, SIPC

Statement for the Period February 1, 2018 to February 28, 2018

MEDINA CITY SCHOOLS - Corporation

Account Number: [REDACTED]



ACTIVITY > INCOME > TAXABLE INCOME *continued*

Settlement Date	Account Type	Transaction	Description	Quantity	Amount
02/25/18	CASH	INTEREST	YADKIN VY BK & TR CO ELKIN N C CD 1.50000% 01/24/2020		\$318.49
02/26/18	CASH	INTEREST	WORLDS FOREMOST BK SYDNEY NEB CD 1.75000% 01/27/2020		\$297.26
02/28/18	CASH	INTEREST	FIRST CHOICE BK CERRITOS CALIF CD 1.50000% 06/30/2021		\$297.95
02/28/18	CASH	INTEREST	FIRST ST BK DEQUEEN ARK CD 1.75000% 08/31/2022		\$332.93
02/28/18	CASH	INTEREST	FIRSTBANK PR SANTURCE CD 1.35000% 07/30/2018		\$275.18
02/28/18	CASH	INTEREST	TRADITION CAP BK EDINA MINN CD 1.35000% 04/30/2019		\$258.90
Total Taxable Interest					\$14,794.68
Total Taxable Income					\$15,227.49
TOTAL INCOME					\$15,227.49

ACTIVITY > TRADES PENDING SETTLEMENT

These trades settle after the closing date of this statement and will be reflected on your next statement.

Trade Date	Settlement Date	Transaction	Description	Quantity	Amount	Total Cost Basis	Realized Gain (Loss)
02/26/18	03/12/18	BOUGHT	FIRSTTRUST SVGS BK PA CD 2.55000% 09/13/2021 FACT SHEET TO FOLLOW SOLICITED ORDER	245,000	(\$245,000.00)	\$245,000.00	
Total Trades Pending Settlement					(\$245,000.00)		

Fifth Third Securities, Inc.

MN_CEBFGZMPBBJDRFQ_BBBBBB 20180228

Account carried with National Financial Services LLC, Member
NYSE, SIPC

Brokerage
Account StatementMEDINA CITY SCHOOLS
739 WEYMOUTH RD
MEDINA OH 44256-2037February 1, 2018 - February 28, 2018
Account Number: RMB-035601**Portfolio at a Glance**

	This Period
BEGINNING ACCOUNT VALUE	\$10,615,842.67
Deposits (Cash & Securities)	494,017.86
Withdrawals (Cash & Securities)	-14,720.94
Dividends, Interest and Other Income	14,521.66
Net Change in Portfolio¹	-15,666.21
ENDING ACCOUNT VALUE	\$11,093,995.04
Estimated Annual Income	\$194,950.50

¹ Net Change in Portfolio is the difference between the ending account value and beginning account value after activity.**Asset Summary**

Percent	Asset Type	Last Period	This Period
1%	Cash, Money Funds, and Bank Deposits	2,812.81	2,613.53
99%	Fixed Income	10,613,029.86	11,091,381.51
100%	Account Total	\$10,615,842.67	\$11,093,995.04

Please review your allocation periodically with your Account Executive.

Client Service Information**Your Account Executive:** ATT
ANDREW CARDINALI**Contact Information**
E-Mail Address:
customerservice@mbssecurities.com**Client Service Information**
Service Hours: Weekdays 09:00 a.m. - 05:00 p.m. (EST)
Client Service Telephone Number: (800) 967-9045
Web Site: WWW.MBSSECURITIES.COM

Your Account Information

INVESTMENT OBJECTIVE

Investment Objective: NONE SPECIFIED

Please discuss your investment objective with your Account Executive.

TAX LOT DEFAULT DISPOSITION METHOD

Default Method for Mutual Funds: First In First Out

Default Method for Stocks in a Dividend Reinvestment Plan: First In First Out

Default Method for all Other Securities: First In First Out

BOND AMORTIZATION ELECTIONS

Amortize premium on taxable bonds based on Constant Yield Method: Yes

Accrual market discount method for all other bond types: Constant Yield Method

Include market discount in income annually: No

ELECTRONIC DELIVERY

You have not selected any account communications for electronic delivery. To register and turn off paper communications, log in to your account or contact your Account Executive for more information.

Income and Expense Summary

	Current Period		Year-to-Date	
	Taxable	Non Taxable	Taxable	Non Taxable
Interest Income				
Other Interest	14,521.66	0.00	25,007.83	0.00
Total Dividends, Interest, Income and Expenses	\$14,521.66	\$0.00	\$25,007.83	\$0.00

Accrued Interest Summary

	Current Period		Year-to-Date	
	Taxable	Non Taxable	Taxable	Non Taxable
Accrued Interest Paid				
Other Accrued Interest	-17.86	0.00	-17.86	0.00
Total Accrued Interest Paid	-\$17.86	\$0.00	-\$17.86	\$0.00
Accrued Interest Received				
Other Accrued Interest	0.00	0.00	540.69	0.00
Total Accrued Interest Received	\$0.00	\$0.00	\$540.69	\$0.00



February 1, 2018 - February 28, 2018
MEDINA CITY SCHOOLS

Portfolio Holdings

Description	Quantity	Opening Balance	Closing Balance	Accrued Income	30-Day Yield
CASH, MONEY FUNDS, AND BANK DEPOSITS 1.00% of Portfolio					
Cash Balance		2,812.81	2,613.53		
TOTAL CASH, MONEY FUNDS, AND BANK DEPOSITS		\$2,812.81	\$2,613.53	\$0.00	

Description	Quantity	Market Price	Market Value	Accrued Interest	Estimated Annual Income	Estimated Yield
FIXED INCOME 99.00% of Portfolio (In Maturity Date Sequence)						
Certificates of Deposit						
¹ PLAINSCAPITAL BK DALLAS TEX CTF DEP ACT/365 1.300% 03/21/18 B/E DTD 06/21/17 1ST CPN DTE 03/21/18 Security Identifier: 72663QC72	248,000.000	100.0000	248,000.00	2,225.88	3,224.00	1.30%
BANK OF THE WEST SAN FRANCISCO CALIF CTF DEP ACT/365 AT-MATURITY 1.400% 04/16/18 B/E DTD 07/19/17 Security Identifier: 065680LN8	248,000.000	100.0030	248,007.44	2,130.76	3,472.00	1.39%
COMPASS BK BIRMINGHAM ALA CTF DEP ACT/365 AT-MATURITY 1.450% 05/18/18 B/E DTD 08/18/17 Security Identifier: 20451PSJ6	248,000.000	99.9890	247,972.72	1,911.30	3,596.00	1.45%
EAST-WEST BK PASADENA CALIF CTF DEP ACT/365 AT-MATURITY 1.350% 06/15/18 B/E DTD 06/16/17 Security Identifier: 27579TPX2	245,000.000	99.9360	244,843.20	2,328.84	3,307.50	1.35%
INVESTORS BK SHORT HILLS NJ CTF DEP ACT/365 AT-MATURITY 1.450% 06/29/18 B/E DTD 06/30/17 1ST CPN DTE 06/29/18 Security Identifier: 46176PGV1	248,000.000	99.9550	247,888.40	2,394.05	3,596.00	1.45%
MORGAN STANLEY BK N A SALT LAKE CITY UTAH CTF DEP ACT/365 AT-MATURITY 1.500% 08/03/18 B/E DTD 08/03/17 Security Identifier: 61747MXR7	248,000.000	99.9450	247,863.60	2,130.08	3,720.00	1.50%



Portfolio Holdings (continued)

Description	Quantity	Market Price	Market Value	Accrued Interest	Estimated Annual Income	Estimated Yield
FIXED INCOME (continued)						
Certificates of Deposit (continued)						
SAFRA NATL BK NEW YORK CTF DEP PROGRAM BOOK ENTRY 3/A2 INSTL CTF DEP 1.500% 09/18/18 B/E DTD 08/18/17 Security Identifier: 78658QT45	248,000.000	99.9050	247,764.40	81.53	3,720.00	1.50%
FRANKLIN SYNERGY BK TENN CTF DEP ACT/365 MONTHLY 1.500% 10/19/18 B/E DTD 07/19/17 1ST CPN DTE 08/19/17 Security Identifier: 35471TDM1	248,000.000	99.8690	247,675.12	91.73	3,720.00	1.50%
AMERICAN EXPRESS FED SVGS BK INSTL CTF DEP PROGRAM BOOK INSTL CTF DEP 1.450% 11/05/18 B/E DTD 05/03/17 Security Identifier: 02587CEG1	248,000.000	99.8120	247,533.76	1,152.69	3,596.00	1.45%
PARKWAY BK & TR HARWOOD HEIGHTS ILL CTF DEP ACT/365 MONTHLY 1.750% 12/21/18 B/E DTD 12/22/17 Security Identifier: 70153RIE9	248,000.000	99.9590	247,898.32	71.34	4,340.00	1.75%
HANMI BK LOS ANGELES CALIF CTF DEP ACT/365 MONTHLY 1.550% 12/24/18 B/E DTD 06/23/17 1ST CPN DTE 07/23/17 Security Identifier: 410493CDO	248,000.000	99.7920	247,484.16	52.66	3,844.00	1.55%
LEGACYTEXAS BK PLANO CTF DEP ACT/365 MONTHLY 1.650% 01/08/19 B/E DTD 12/08/17 1ST CPN DTE 01/08/18 Security Identifier: 524680BM6	248,000.000	99.8420	247,608.16	224.22	4,092.00	1.65%
CHEMICAL BK MIDLAND MICH CTF DEP ACT/365 AT-MATURITY 1.850% 01/30/19 B/E DTD 01/30/18 1ST CPN DTE 01/30/19 Security Identifier: 163681CM9	245,000.000	99.9700	244,926.50	360.12	4,532.50	1.85%
BMO HARRIS BK NATL ASSN CHICAGO ILL CTF DEP ACT/365 AT-MATURITY 1.850% 01/31/19 B/E DTD 01/31/18 Security Identifier: 05581WUW3	245,000.000	99.9680	244,921.60	347.70	4,532.50	1.85%
CATHAY BK LOS ANGELES CALIF CTF DEP ACT/365 MONTHLY 1.700% 03/07/19 B/E DTD 09/07/17 1ST CPN DTE 10/07/17 Security Identifier: 149159LG8	248,000.000	99.7520	247,384.96	242.56	4,216.00	1.70%



February 1, 2018 - February 28, 2018
MEDINA CITY SCHOOLS

Portfolio Holdings (continued)

Description	Quantity	Market Price	Market Value	Accrued Interest	Estimated Annual Income	Estimated Yield
FIXED INCOME (continued)						
Certificates of Deposit (continued)						
WASHINGTON TR CO WESTERLY R I CTF DEP ACT/365 SEMI-ANNUALLY 1.600% 03/08/19 B/E DTD 09/08/17 Security Identifier: 940637JJ1	248,000.000	99.6510	247,134.48	1,880.72	3,968.00	1.60%
BANK HOPE LOS ANGELES CA CTF DEP ACT/365 1.600% 03/22/19 B/E DTD 09/22/17 1ST CPN DTE 10/22/17 Security Identifier: 062683AN7	248,000.000	99.6180	247,052.64	65.23	3,968.00	1.60%
LAKE CITY BK WARSAW IND CTF DEP ACT/365 MONTHLY 1.600% 03/22/19 B/E DTD 03/22/17 1ST CPN DTE 04/22/17 Security Identifier: 508176CH5	249,000.000	99.6180	248,048.82	65.49	3,984.00	1.60%
PEOPLES BK EWING VA CTF DEP ACT/365 MONTHLY 1.700% 03/28/19 B/E DTD 12/28/17 1ST CPN DTE 01/28/18 Security Identifier: 710347AK1	248,000.000	99.7110	247,283.28	0.00	4,216.00	1.70%
WHITNEY BK GULFPORT MS CTF DEP ACT/365 SEMI-ANNUALLY 1.650% 04/22/19 B/E DTD 04/20/17 1ST CPN DTE 10/20/17 Security Identifier: 966594AY9	248,000.000	99.6020	247,012.96	1,468.64	4,092.00	1.65%
FIRST BK SOUTH PINES NORTH CAROLINA CTF DEP ACT/365 1.700% 05/31/19 B/E DTD 05/31/17 1ST CPN DTE 06/30/17 Security Identifier: 31931TEL5	247,000.000	99.5680	245,932.96	0.00	4,199.00	1.70%
MIDLAND STS BK EFFINGHAM ILL CTF DEP ACT/365 1.850% 06/14/19 B/E DTD 12/14/17 CALLABLE Security Identifier: 59774QFG2	248,000.000	99.7240	247,315.52	175.98	4,588.00	1.85%
FIDELITY BK NEW ORLEANS LA CTF DEP ACT/365 MONTHLY 1.900% 07/19/19 B/E DTD 01/19/18 1ST CPN DTE 02/19/18 Security Identifier: 31617CAH6	248,000.000	99.7130	247,288.24	116.19	4,712.00	1.90%



Portfolio Holdings (continued)

Description	Quantity	Market Price	Market Value	Accrued Interest	Estimated Annual Income	Estimated Yield
FIXED INCOME (continued)						
Certificates of Deposit (continued)						
COMENITY CAP BK SALT LAKE CITY UTAH CTF DEP ACT/365 1.700% 07/24/19 B/E DTD 07/24/17 1ST CPN DTE 08/24/17 Security Identifier: 20033AVA1	248,000.000	99.4260	246,576.48	46.20	4,216.00	1.70%
UNITY BK CLINTON NJ CTF DEP ACT/365 MONTHLY 1.950% 07/30/19 B/E DTD 01/30/18 1ST CPN DTE 02/28/18 Security Identifier: 91330ABJ5	248,000.000	99.7580	247,399.84	0.00	4,836.00	1.95%
SOUTHWEST NATL BK WICHITA KANS CTF DEP ACT/365 MONTHLY 2.000% 08/02/19 B/E DTD 02/02/18 1ST CPN DTE 03/02/18 Security Identifier: 845182BE3	248,000.000	99.8220	247,558.56	353.32	4,960.00	2.00%
MORGAN STANLEY PRIVATE BK NATL ASSN PUR N Y CTF DEP ACT/365 1.700% 08/05/19 B/E DTD 08/03/17 Security Identifier: 61760ACL1	248,000.000	99.3920	246,492.16	288.77	4,216.00	1.71%
STERLING BK POPLAR BLUFF MO CTF DEP ACT/365 MONTHLY 1.750% 08/08/19 B/E DTD 09/08/17 1ST CPN DTE 10/08/17 Security Identifier: 85916VCD5	248,000.000	99.4560	246,650.88	237.81	4,340.00	1.75%
CAPITAL ONE NATL ASSN MCLEAN VA CTF DEP ACT/365 1.700% 08/23/19 B/E DTD 08/23/17 1ST CPN DTE 02/23/18 Security Identifier: 14042RHJ3	248,000.000	99.3400	246,363.20	57.75	4,216.00	1.71%
ENERBANK USA SALT LAKE CITY UTAH CTF DEP ACT/365 MONTHLY 1.700% 09/16/19 B/E DTD 09/15/17 1ST CPN DTE 10/15/17 Security Identifier: 29266N6E2	248,000.000	99.2680	246,184.64	150.16	4,216.00	1.71%
BANKERS BK OKLA CITY CTF DEP ACT/365 MONTHLY 1.700% 09/20/19 B/E DTD 09/20/17 1ST CPN DTE 10/20/17 Security Identifier: 06610QDM0	248,000.000	99.2550	246,152.40	92.41	4,216.00	1.71%
MAGNOLIA BK INC KY CTF DEP ACT/365 MONTHLY 1.750% 10/11/19 B/E DTD 10/12/17 CALLABLE Security Identifier: 559582AA9	248,000.000	99.2670	246,182.16	190.25	4,340.00	1.76%



February 1, 2018 - February 28, 2018
 MEDINA CITY SCHOOLS

Portfolio Holdings (continued)

Description	Quantity	Market Price	Market Value	Accrued Interest	Estimated Annual Income	Estimated Yield
FIXED INCOME (continued)						
Certificates of Deposit (continued)						
MERRICK BK SOUTH JORDAN UTAH CTF DEP ACT/365 MONTHLY 1.700% 10/30/19 B/E DTD 10/30/17 1ST CPN DTE 11/30/17 Security Identifier: 59013JD22	248,000.000	99.1220	245,822.56	0.00	4,216.00	1.71%
BELMONT BK & TR CO CHICAGO IL CTF DEP ACT/365 MONTHLY 1.700% 11/06/19 B/E DTD 11/06/17 1ST CPN DTE 12/06/17 Security Identifier: 08016PCP2	248,000.000	99.1000	245,768.00	254.12	4,216.00	1.71%
KEARNY BK NEW JERSEY CTF DEP ACT/365 SEMI-ANNUALLY 1.700% 11/15/19 B/E DTD 11/15/17 1ST CPN DTE 05/15/18 Security Identifier: 48714LAE9	247,000.000	99.0710	244,705.37	1,207.93	4,199.00	1.71%
KENNEBEC SVGS BK AUGUSTA ME CTF DEP ACT/365 SEMI-ANNUALLY 1.700% 11/29/19 B/E DTD 11/28/17 Security Identifier: 489265AW8	247,000.000	99.0210	244,581.87	1,058.38	4,199.00	1.71%
NATIONWIDE BK COLUMBUS OHIO CTF DEP ACT/365 MONTHLY 1.850% 02/28/20 B/E DTD 11/30/17 1ST CPN DTE 12/30/17 Security Identifier: 63861NAK1	248,000.000	98.9590	245,418.32	0.00	4,588.00	1.86%
WEBBANK SALT LAKE CITY UTAH CTF DEP ACT/365 MONTHLY 1.850% 03/30/20 B/E DTD 09/28/17 CALLABLE Security Identifier: 947547JQ9	248,000.000	98.8950	245,259.60	0.00	4,588.00	1.87%
BARCLAYS BK DEL RETAIL CTF DEP 3A2 PROGRAM BOOK ENTRY INSTL CTF DEP 1.950% 09/21/20 B/E DTD 09/20/17 Security Identifier: 06740KKUO	247,000.000	98.7980	244,031.06	2,124.54	4,816.50	1.97%
WEX BK MIDVALE UTAH CTF DEP ACT/365 SEMI-ANNUALLY 2.000% 10/19/20 B/E DTD 10/18/17 1ST CPN DTE 04/18/18 Security Identifier: 92937CGB8	247,000.000	98.8680	244,203.96	1,800.05	4,940.00	2.02%

Portfolio Holdings (continued)

Description	Quantity	Market Price	Market Value	Accrued Interest	Estimated Annual Income	Estimated Yield
FIXED INCOME (continued)						
Certificates of Deposit (continued)						
GOLDMAN SACHS BK USA NEW YORK CTF DEP ACT/365 SEMI-ANNUALLY 2.050% 11/23/20 B/E DTD 11/22/17 Security Identifier: 38148PTD9	247,000.000	98.9370	244,374.39	1,359.52	5,063.50	2.07%
BLACKRIDGEBANK FARGO N D CTF DEP ACT/365 MONTHLY 2.100% 12/22/20 B/E DTD 12/22/17 CALLABLE 03/22/18 Security Identifier: 09248ABG4	248,000.000	99.0220	245,574.56	85.61	5,208.00	2.12%
MERCANTIL BK NATL ASSN CORAL GABLES FLA CTF DEP ACT/365 MONTHLY 2.200% 12/29/20 B/E DTD 12/29/17 Security Identifier: 58733AES4	248,000.000	99.2810	246,216.88	0.00	5,456.00	2.21%
DISCOVER BK GREENWOOD DEL CTF DEP ACT/365 2.500% 02/01/21 B/E DTD 01/31/18 1ST CPN DTE 07/31/18 CPN PMT SEMI ANNUAL Security Identifier: 254673LX2	246,000.000	100.0770	246,189.42	471.78	6,150.00	2.49%
SALLIE MAE BK SALT LAKE CITY UT CTF DEP ACT/365 SEMI-ANNUALLY 2.650% 01/31/23 B/E DTD 01/31/18 Security Identifier: 795450J71	246,000.000	99.5260	244,833.96	500.09	6,519.00	2.66%
Total Certificates of Deposit:	11,142,000.000		\$11,091,381.51	\$29,796.40	\$194,950.50	
TOTAL FIXED INCOME	11,142,000.000		\$11,091,381.51	\$29,796.40	\$194,950.50	
			Market Value	Accrued Interest	Estimated Annual Income	
TOTAL PORTFOLIO HOLDINGS			\$11,093,995.04	\$29,796.40	\$194,950.50	

¹ This bond is maturing.

Portfolio Holdings Disclosures

Pricing

This section includes the net market value of the securities in your account on a settlement date basis, including short positions, at the close of the statement period. The market prices, unless otherwise noted, have been obtained from independent vendor services, which we believe to be reliable. Market prices do not constitute a bid or an offer, and may differ from the actual sale price. Securities for which a price is not available are marked "N/A" and are omitted from the Total.

THE AS OF PRICE DATE ONLY APPEARS WHEN THE PRICE DATE DOES NOT EQUAL THE STATEMENT DATE.

February 1, 2018 - February 28, 2018
MEDINA CITY SCHOOLS**Portfolio Holdings Disclosures (continued)****Estimated Annual Figures**

The estimated annual income (EAI) and estimated annual yield (EAY) figures are estimates and for informational purposes only. These figures are not considered to be a forecast or guarantee of future results. These figures are computed using information from providers believed to be reliable; however, no assurance can be made as to the accuracy. Since interest and dividend rates are subject to change at any time, and may be affected by current and future economic, political, and business conditions, they should not be relied on for making investment, trading, or tax decisions. These figures assume that the position quantities, interest and dividend rates, and prices remain constant. A capital gain or return of principal may be included in the figures for certain securities, thereby overstating them. Refer to www.pershing.com/disclosures for specific details as to formulas used to calculate the figures. Accrued interest represents interest earned but not yet received.

Reinvestment

The dollar amount of Mutual Fund distributions, Money Market Fund dividend income, Bank Deposit interest income, or dividends for other securities shown on your statement may have been reinvested. You will not receive confirmation of these reinvestments. Upon written request to your financial institution, information pertaining to these transactions, including the time of execution and the name of the person from whom your security was purchased, may be obtained. In dividend reinvestment transactions, Pershing acts as your agent and receives payment for order flow.

Option Disclosure

Information with respect to commissions and other charges incurred in connection with the execution of option transactions has been included in confirmations previously furnished to you. A summary of this information is available to you promptly upon your written request directed to your introducing firm. In order to assist your introducing firm in maintaining current background and financial information concerning your option accounts, please promptly advise them in writing of any material change in your investment objectives or financial situation. Expiring options which are valuable are exercised automatically pursuant to the exercise by exception procedure of the Options Clearing Corporation. Additional information regarding this procedure is available upon written request to your introducing firm.

Certificates of Deposit

Please be advised that the secondary market for CDs is generally illiquid; the actual value of CDs may be different from their purchase price; and a significant loss of principal could result if your CDs are sold prior to maturity. In the event that the CDs listed above do not indicate a market valuation, an accurate market value could not be determined. In the event that a price is listed above for your CDs, Pershing has obtained a price from sources deemed to be reliable or has priced your CDs using a matrix formula. Prices are estimates and the actual value you may obtain for your CD may be different if you elect to sell your CD in the secondary market.

Foreign Currency Transactions

Pershing will execute foreign currency transactions as principal for your account. Pershing may automatically convert foreign currency to or from U.S. dollars for dividends and similar corporate action transactions unless you instruct your financial organization otherwise. Pershing's currency conversion rate will not exceed the highest interbank conversion rate identified from customary banking sources on the conversion date or the prior business day, increased by up to 1%, unless a particular rate is required by applicable law. Your financial organization may also increase the currency conversion rate. This conversion rate may differ from rates in effect on the date you executed a transaction, incurred a charge, or received a credit. Transactions converted by agents (such as depositories) will be billed at the rates such agents use.

Proxy Vote

Securities not fully paid for in your margin account may be lent by Pershing to itself or others in accordance with the terms outlined in the Margin Agreement. The right to vote your shares held on margin may be reduced by the amount of shares on loan. The Proxy Voting Instruction Form sent to you may reflect a smaller number of shares entitled to vote than the number of shares in your margin account.



Activity Summary (All amounts shown are in base currency)

	Credits This Period	Debits This Period	Net This Period	Credits Year-to-Date	Debits Year-to-Date	Net Year-to-Date
Securities						
Securities Bought	0.00	-494,017.86	-494,017.86	0.00	-1,726,017.86	-1,726,017.86
Securities Sold	0.00	0.00	0.00	247,540.69	0.00	247,540.69
Total Securities	\$0.00	-\$494,017.86	-\$494,017.86	\$247,540.69	-\$1,726,017.86	-\$1,478,477.17
Dividends and Interest	\$14,521.66	\$0.00	\$14,521.66	\$25,007.83	\$0.00	\$25,007.83
Distributions	\$0.00	\$0.00	\$0.00	\$248,000.00	\$0.00	\$248,000.00
Cash						
Withdrawals	0.00	-14,720.94	-14,720.94	0.00	-26,986.18	-26,986.18
Deposits	494,017.86	0.00	494,017.86	1,233,017.86	0.00	1,233,017.86
Total Cash	\$494,017.86	-\$14,720.94	\$479,296.92	\$1,233,017.86	-\$26,986.18	\$1,206,031.68
Totals	\$508,539.52	-\$508,738.80	-\$199.28	\$1,753,566.38	-\$1,753,004.04	\$562.34

Transactions by Type of Activity

Process/ Settlement Date	Trade/ Transaction Date	Activity Type	Description	Quantity	Price	Accrued Interest	Amount	Currency
Securities Bought and Sold								
02/01/18	01/23/18	PURCHASED 795450J71	SALLIE MAE BK SALT LAKE CITY UT CTF DEP ACT/365 SEMI-ANNUALLY 2.650% 01/31/23 DTD 01/31/18 YLD 2.650 TO MAT	246,000.000	100.0000	-17.86	-246,017.86	USD
02/02/18	01/23/18	PURCHASED 845182BE3	SOUTHWEST NATL BK WICHITA KANS CTF DEP ACT/365 MONTHLY 2.000% 08/02/19 B/E DTD 02/02/18 YLD 2.000 TO MAT	248,000.000	100.0000		-248,000.00	USD
Total Securities Bought and Sold						-\$17.86	-\$494,017.86	USD
Dividends and Interest								
02/05/18		BOND INTEREST RECEIVED 61760ACL1	248000 MORGAN STANLEY PRIVATE BK NATL ASSN PUR N Y CTF DEP ACT/365 1.700% 08/05/19 B/E DTD 08/03/17 RD 01/19 PD 02/03/18				2,125.33	USD
02/06/18		BOND INTEREST RECEIVED 08016PCP2	248000 BELMONT BK & TR CO CHICAGO IL CTF DEP ACT/365 MONTHLY 1.700% 11/06/19 B/E DTD 11/06/17 RD 01/22 PD 02/06/18				358.07	USD
02/07/18		BOND INTEREST RECEIVED 149159LG8	248000 CATHAY BK LOS ANGELES CALIF CTF DEP ACT/365 MONTHLY 1.700% 03/07/19 B/E DTD 09/07/17 RD 01/23 PD 02/07/18				358.07	USD
02/08/18		BOND INTEREST RECEIVED 524680BM6	248000 LEGACYTEXAS BK PLANO CTF DEP ACT/365 MONTHLY 1.650% 01/08/19 B/E DTD 12/08/17 RD 01/24 PD 02/08/18				347.54	USD


 February 1, 2018 - February 28, 2018
MEDINA CITY SCHOOLS
Transactions by Type of Activity (continued)

Process/ Settlement Date	Trade/ Transaction Date	Activity Type	Description	Quantity	Price	Accrued Interest	Amount	Currency
Dividends and Interest (continued)								
02/08/18		BOND INTEREST RECEIVED 85916VCD5	248000 STERLING BK POPLAR BLUFF MO CTF DEP ACT/365 MONTHLY 1.750% 08/08/19 B/E DTD 09/08/17 RD 01/24 PD 02/08/18				368.60	USD
02/12/18		BOND INTEREST RECEIVED 559582AA9	248000 MAGNOLIA BK INC KY CTF DEP ACT/365 MONTHLY 1.750% 10/11/19 B/E DTD 10/12/17 CLB RD 01/28 PD 02/12/18				368.60	USD
02/14/18		BOND INTEREST RECEIVED 59774QFG2	248000 MIDLAND STS BK EFFINGHAM ILL CTF DEP ACT/365 1.850% 06/14/19 B/E DTD 12/14/17 CLB RD 01/30 PD 02/14/18				389.67	USD
02/15/18		BOND INTEREST RECEIVED 29266N6E2	248000 ENERBANK USA SALT LAKE CITY UTAH CTF DEP ACT/365 MONTHLY 1.700% 09/16/19 B/E DTD 09/15/17 RD 01/31 PD 02/15/18				358.07	USD
02/20/18		BOND INTEREST RECEIVED 06610QDM0	248000 BANKERS BK OKLA CITY CTF DEP ACT/365 MONTHLY 1.700% 09/20/19 B/E DTD 09/20/17 RD 02/05 PD 02/20/18				358.07	USD
02/20/18		BOND INTEREST RECEIVED 31617CAH6	248000 FIDELITY BK NEW ORLEANS LA CTF DEP ACT/365 MONTHLY 1.900% 07/19/19 B/E DTD 01/19/18 RD 02/04 PD 02/19/18				400.20	USD
02/20/18		BOND INTEREST RECEIVED 35471TDM1	248000 FRANKLIN SYNERGY BK TENN CTF DEP ACT/365 MONTHLY 1.500% 10/19/18 B/E DTD 07/19/17 RD 02/04 PD 02/19/18				315.95	USD
02/20/18		BOND INTEREST RECEIVED 78658QT45	248000 SAFRA NATL BK NEW YORK CTF DEP PROGRAM BOOK ENTRY 3/A2 INSTL CTF DEP 1.500% 09/18/18 B/E DTD 08/18/17 RD 02/17 PD 02/18/18				1,875.29	USD
02/22/18		BOND INTEREST RECEIVED 062683AN7	248000 BANK HOPE LOS ANGELES CA CTF DEP ACT/365 1.600% 03/22/19 B/E DTD 09/22/17 RD 02/07 PD 02/22/18				337.01	USD
02/22/18		BOND INTEREST RECEIVED 09248ABG4	248000 BLACKRIDGEBANK FARGO N D CTF DEP ACT/365 MONTHLY 2.100% 12/22/20 B/E DTD 12/22/17 CLB RD 02/07 PD 02/22/18				442.32	USD
02/22/18		BOND INTEREST RECEIVED 508176CH5	249000 LAKE CITY BK WARSAW IND CTF DEP ACT/365 MONTHLY 1.600% 03/22/19 B/E DTD 03/22/17 RD 02/07 PD 02/22/18				338.37	USD



Transactions by Type of Activity (continued)

Process/ Settlement Date	Trade/ Transaction Date	Activity Type	Description	Quantity	Price	Accrued Interest	Amount	Currency
Dividends and Interest (continued)								
02/22/18		BOND INTEREST RECEIVED 70153RJE9	248000 PARKWAY BK & TR HARWOOD HEIGHTS ILL CTF DEP ACT/365 MONTHLY 1.750% 12/21/18 B/E DTD 12/22/17 RD 02/07 PD 02/22/18				368.60	USD
02/23/18		BOND INTEREST RECEIVED 14042RHJ3	248000 CAPITAL ONE NATL ASSN MCLEAN VA CTF DEP ACT/365 1.700% 08/23/19 B/E DTD 08/23/17 RD 02/08 PD 02/23/18				2,125.33	USD
02/23/18		BOND INTEREST RECEIVED 410493CDO	248000 HANMI BK LOS ANGELES CALIF CTF DEP ACT/365 MONTHLY 1.550% 12/24/18 B/E DTD 06/23/17 RD 02/08 PD 02/23/18				326.48	USD
02/26/18		BOND INTEREST RECEIVED 20033AVA1	248000 COMENITY CAP BK SALT LAKE CITY UTAH CTF DEP ACT/365 1.700% 07/24/19 B/E DTD 07/24/17 RD 02/09 PD 02/24/18				358.07	USD
02/28/18		BOND INTEREST RECEIVED 31931TEL5	247000 FIRST BK SOUTHN PINES NORTH CAROLINA CTF DEP ACT/365 1.700% 05/31/19 B/E DTD 05/31/17 RD 02/13 PD 02/28/18				322.11	USD
02/28/18		BOND INTEREST RECEIVED 58733AES4	248000 MERCANTIL BK NATL ASSN CORAL GABLES FLA CTF DEP ACT/365 MONTHLY 2.200% 12/29/20 B/E DTD 12/29/17 RD 02/13 PD 02/28/18				448.44	USD
02/28/18		BOND INTEREST RECEIVED 59013JD22	248000 MERRICK BK SOUTH JORDAN UTAH CTF DEP ACT/365 MONTHLY 1.700% 10/30/19 B/E DTD 10/30/17 RD 02/13 PD 02/28/18				334.97	USD
02/28/18		BOND INTEREST RECEIVED 63861NAK1	248000 NATIONWIDE BK COLUMBUS OHIO CTF DEP ACT/365 MONTHLY 1.850% 02/28/20 B/E DTD 11/30/17 RD 02/13 PD 02/28/18				364.53	USD
02/28/18		BOND INTEREST RECEIVED 710347AK1	248000 PEOPLES BK EWING VA CTF DEP ACT/365 MONTHLY 1.700% 03/28/19 B/E DTD 12/28/17 RD 02/13 PD 02/28/18				358.07	USD
02/28/18		BOND INTEREST RECEIVED 91330ABJ5	248000 UNITY BK CLINTON NJ CTF DEP ACT/365 MONTHLY 1.950% 07/30/19 B/E DTD 01/30/18 RD 02/13 PD 02/28/18				384.23	USD
02/28/18		BOND INTEREST RECEIVED 947547JQ9	248000 WEBBANK SALT LAKE CITY UTAH CTF DEP ACT/365 MONTHLY 1.850% 03/30/20 B/E DTD 09/28/17 CLB RD 02/13 PD 02/28/18				389.67	USD
Total Dividends and Interest						\$0.00	\$14,521.66	USD



February 1, 2018 - February 28, 2018
MEDINA CITY SCHOOLS

Transactions by Type of Activity (continued)

Process/ Settlement Date	Trade/ Transaction Date	Activity Type	Description	Quantity	Price	Accrued Interest	Amount	Currency
Cash Withdrawals and Deposits								
02/01/18		ELECTRONIC DEPOSIT	RECV FR BANK FOR ACH ACH 041000153 01668300853				246,017.86	USD
		USD999997						
02/02/18		ELECTRONIC DEPOSIT	RECV FR BANK FOR ACH ACH 041000153 01668300853				248,000.00	USD
		USD999997						
02/05/18		ELECTRONIC TRANSACTION	SEND TO BANK FOR ACH ACH 041000153 01668300853				-4,926.63	USD
		USD999997						
02/06/18		ELECTRONIC TRANSACTION	SEND TO BANK FOR ACH ACH 041000153 01668300853				-358.07	USD
		USD999997						
02/07/18		ELECTRONIC TRANSACTION	SEND TO BANK FOR ACH ACH 041000153 01668300853				-358.07	USD
		USD999997						
02/08/18		ELECTRONIC TRANSACTION	SEND TO BANK FOR ACH ACH 041000153 01668300853				-716.14	USD
		USD999997						
02/13/18		ELECTRONIC TRANSACTION	SEND TO BANK FOR ACH ACH 041000153 01668300853				-368.60	USD
		USD999997						
02/20/18		ELECTRONIC TRANSACTION	SEND TO BANK FOR ACH ACH 041000153 01668300853				-3,697.25	USD
		USD999997						
02/23/18		ELECTRONIC TRANSACTION	SEND TO BANK FOR ACH ACH 041000153 01668300853				-3,938.11	USD
		USD999997						
02/26/18		ELECTRONIC TRANSACTION	SEND TO BANK FOR ACH ACH 041000153 01668300853				-358.07	USD
		USD999997						
Total Cash Withdrawals and Deposits						\$0.00	\$479,296.92	USD
Total Value of Transactions						-\$17.86	-\$199.28	USD

The price and quantity displayed may have been rounded.

Fixed Income Analysis

Bond Quality

Bond Quality	Market Value	% of Bond Market Value
Not Rated	11,091,381.51	100%
Total	11,091,381.51	100%

Bond Maturity Schedule



Bond Maturity	Market Value	% of Bond Market Value
Within 1 month	248,000.00	2%
1 to 6 months	1,236,575.36	11%
7 to 12 months	1,975,812.02	18%
1 to 5 years	7,630,994.13	69%
Total	11,091,381.51	100%

Percentages of bond market values are rounded to the nearest whole percentage.

Bond quality ratings reflect Moody's or Standard and Poor's ratings. Bonds may be rated by other services. Bonds that are in default are not included. Please refer to your Portfolio Holdings section.

You are 100% invested in bonds with a bond quality of Not Rated.

Trades Not Settled

Settlement Date	Trade Date	Activity Type	Description	Quantity	Price	Accrued Interest	Settlement Amount
03/09/18	02/15/18	Buy	LIVE OAK BKG CO WILMINGTON N C CTF DEP ACT/365 2.400% 03/09/20 B/E DTD 03/09/18 YLD 2.402 TO	248,000.000	100.0000	0.00	-248,000.00

Total Amount of Trades Not Settled **-\$248,000.00**

Messages

Although a money market mutual fund seeks to preserve the value of your investment at \$1 per share, it is possible to lose money by investing in a money market mutual fund. Shares of a money market mutual fund or the balance of a bank deposit product held in your brokerage account may be liquidated upon request with the proceeds credited to your brokerage account. Please see the money market mutual fund's prospectus or the bank deposit product's disclosure document or contact your advisor for additional information. Pursuant to SEC Rule 10b-10(b)(1) confirmations are not sent for purchases into money market mutual funds processed on the sweep platform.

Cash Not Yet Received

Security	Record Date	Payable Date	Quantity Held	Rate	Dividend Option	Amount of Payment
Interest						
BELMONT BK & TR CO CHICAGO IL CTF DEP ACT/365 MONTHLY	02/19/18	03/06/18	248,000.000	0.001304	Cash	323.42
CATHAY BK LOS ANGELES CALIF CTF DEP ACT/365 MONTHLY	02/20/18	03/07/18	248,000.000	0.001304	Cash	323.42
ENERBANK USA SALT LAKE CITY UTAH CTF DEP ACT/365 MONTHLY	02/28/18	03/15/18	248,000.000	0.001304	Cash	323.42



**MULTI-BANK SECURITIES, INC.***

1000 Town Center, Suite 2300
 Southfield, MI 48075
 (800) 967-9045

Member of FINRA & SIPC; MSRB Registered

February 1, 2018 - February 28, 2018
 MEDINA CITY SCHOOLS

Cash Not Yet Received (continued)

Security	Record Date	Payable Date	Quantity Held	Rate	Dividend Option	Amount of Payment
Interest (continued)						
LEGACYTEXAS BK PLANO CTF DEP ACT/365 MONTHLY	02/21/18	03/08/18	248,000.000	0.001266	Cash	313.91
MAGNOLIA BK INC KY CTF DEP ACT/365 MONTHLY	02/25/18	03/12/18	248,000.000	0.001342	Cash	332.93
MIDLAND STS BK EFFINGHAM ILL CTF DEP ACT/365	02/27/18	03/14/18	248,000.000	0.001419	Cash	351.96
SOUTHWEST NATL BK WICHITA KANS CTF DEP ACT/365 MONTHLY	02/15/18	03/02/18	248,000.000	0.001534	Cash	380.49
STERLING BK POPLAR BLUFF MO CTF DEP ACT/365 MONTHLY	02/21/18	03/08/18	248,000.000	0.001342	Cash	332.93
WASHINGTON TR CO WESTERLY R I CTF DEP ACT/365	02/21/18	03/08/18	248,000.000	0.007934	Cash	1,967.69
Total Cash Not Yet Received						\$4,650.17

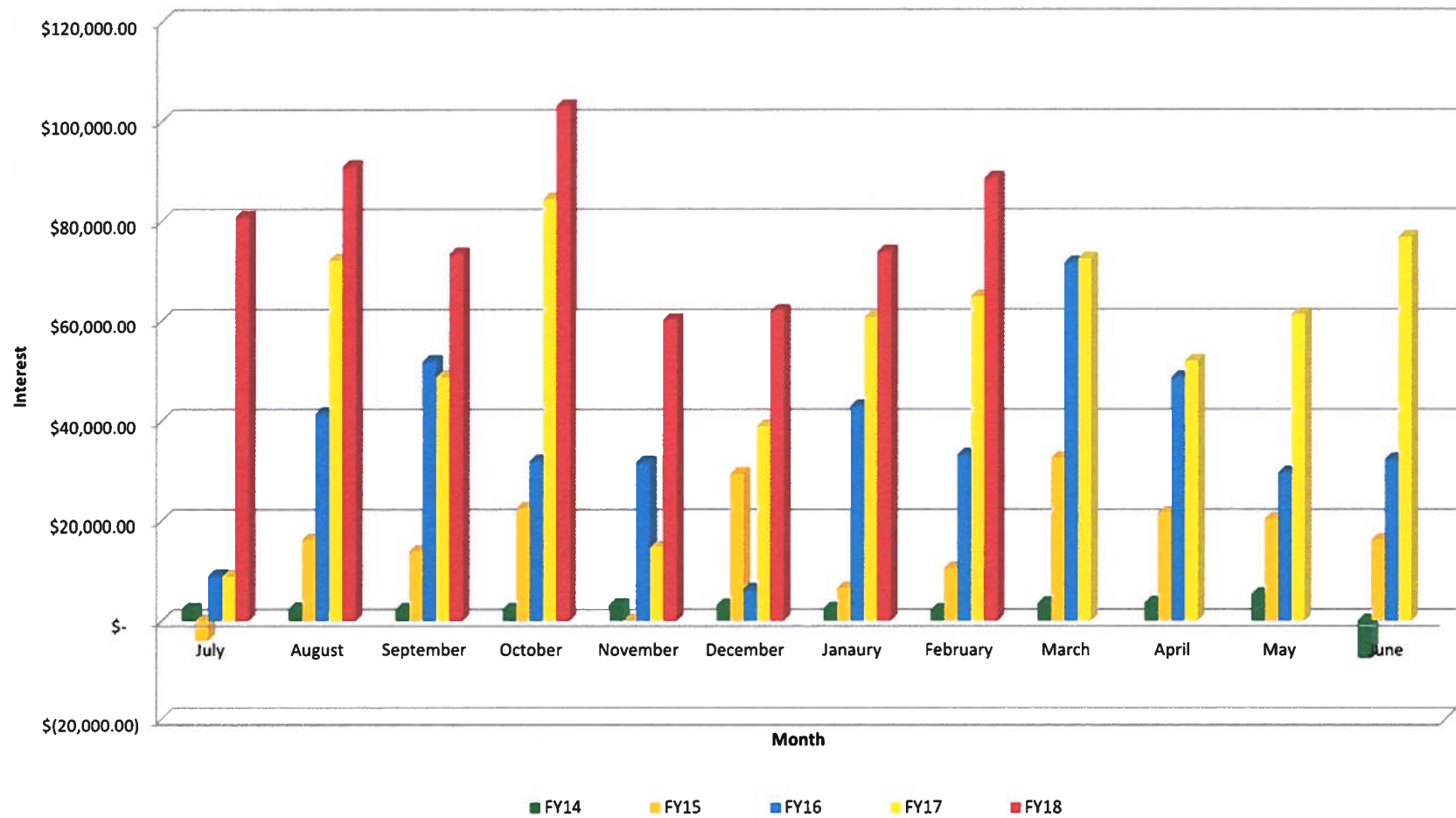
Assets shown here are not reflected in your account. This information has been received from sources we believe to be reliable. Pershing does not guarantee the accuracy of the information.

Important Information and Disclosures**The Role of Pershing**

- Pershing carries your account as clearing broker pursuant to a clearing agreement with your financial institution. Pershing may accept from your financial institution without inquiry or investigation (i) orders for the purchase and sale of securities and other property and (ii) any other instructions concerning your account. Pershing is not responsible or liable for any acts or omissions of your financial institution or its employees and it does not supervise them. Pershing provides no investment advice nor does it assess the suitability of any transaction or order. Pershing acts as the agent of your financial institution and you agree that you will not hold Pershing or any person controlling or under common control with it liable for any investment losses incurred by you.
- Pershing performs several key functions at the direction of your financial institution. It acts as custodian for funds and securities you may deposit with it directly or through your financial institution or that it receives as the result of securities transactions it processes.
- Your financial institution is responsible for adherence to the securities laws, regulations and rules which apply to it regarding its own operations and the supervision of your account, its sales representatives and other personnel. Your financial institution is also responsible for approving the opening of accounts and obtaining account documents; the acceptance and, in certain instances, execution of securities orders; the assessment of the suitability of those transactions, where applicable; the rendering of investment advice, if any, to you and in general, for the ongoing relationship that it has with you.
- Inquiries concerning the positions and balances in your account may be directed to the Pershing Customer Service Department at (201) 413-3333. All other inquiries regarding your account or activity should be directed to your financial institution. Your financial organization's contact information can be found on the first page of this statement.
- For a description of other functions performed by Pershing please consult the Disclosure Statement provided to you upon the opening of your account. This notice is not meant as a definitive enumeration of every possible circumstance, but as a general disclosure. If you have any questions regarding this notice or if you would like additional copies of the Disclosure Statement, please contact your financial institution.



Total Monthly Interest Earnings



F I N A N C I A L S U M M A R Y R E P O R T
Processing Month: February 2018
MEDINA CITY SCHOOL DISTRICT

Fnd	Sc	Description	Beginning Balance	MTD Revenues	FYTD Revenues	MTD Expenditures	FYTD Expenditures	Current Available Balance
001	0000	GENERAL FUND	39,370,833.97	21,375,075.96	60,667,726.20	5,421,865.16	47,086,102.58	52,952,457.59
002	0000	BOND RETIREMENT	1,264,996.56	407,310.00	1,204,324.10	.00	1,367,951.22	1,101,369.44
002	9000	BOND RETIREMENT - NEW ELE	3,858,326.49	1,476,500.00	3,845,678.82	.00	3,499,384.86	4,204,620.45
002	9012	LOCAL SALES TAX RETIREMEN	99,750.00	.00	1,261,668.75	.00	1,261,668.75	99,750.00
002	9014	CONSOLIDATION - ENERGY &	.00	.00	315,987.53	.00	315,987.53	.00
003	0000	PERMANENT IMPROVEMENT FUN	126,628.88	.00	.00	.00	.00	126,628.88
003	9000	PERMANENT IMPROVEMENT FUN	989.14	.00	.00	.00	.00	989.14
003	9001	MEDINA CITY REC CENTER-PE	570,076.43	138,645.87	139,751.18	3,425.10	104,839.32	604,988.29
006	0000	LUNCHROOM FUND	48,061.37	202,568.20	1,372,653.15	172,677.85	1,423,985.22	3,270.70-
007	9004	COLLINS SCHOLARSHIP/POST-	42.80	26.66	16,027.21	.00	.00	16,070.01
007	9110	ART TRUST - GARFIELD	10,064.72	16.93	140.52	.00	.00	10,205.24
007	9333	RIOS STUDENT LEADER SCHOL	26,200.26	50.64	4,317.68	.00	.00	30,517.94
007	9901	BIXLER SCHOLARSHIP FUND	125.00	.00	.00	.00	.00	125.00
008	9002	KANEHL MUSIC TRUST	29,102.27	49.02	441.54	.00	.00	29,543.81
008	9003	RICHARD HOFFMAN COLLINS M	607,680.86	.00	12,913.02	.00	.00	620,593.88
008	9112	ELAINE BUSHMAN FUND	17,304.04	21.13	412.03	.00	.00	17,716.07
009	9000	STAR	1,246.00	840.75	22,618.49	.00	.00	23,864.49
009	9110	UNIFORM SUPPLIES GARFIELD	10,879.47	44.50	3,217.25	.00	6,139.97	7,956.75
009	9120	UNIFORM SUPPLIES - CANAVA	10,824.08	159.50	8,081.75	206.51	11,743.95	7,161.88
009	9130	UNIFORM SUPPLIES - FENN	22,661.05	504.00	9,066.00	367.93	13,179.23	18,547.82
009	9140	UNIFORM SUPPLIES - HERITA	5,210.26	578.50	8,769.73	115.86	10,548.91	3,431.08
009	9160	UNIFORM SUPPLIES - BLAKE	857.73	293.00	11,936.75	222.99	12,659.89	134.59
009	9170	UNIFORM SUPPLIES - RALPH	11,977.26	51.25	15,457.50	91.14	14,438.02	12,996.74
009	9180	UNIFORM SUPPLIES - ELIZA	8,071.03	647.45	10,038.52	66.74	13,779.92	4,329.63
009	9200	UNIFORM SUPPLIES - CLAGGE	56,537.37	1,004.00	20,806.16	319.93	25,573.43	51,770.10
009	9210	UNIFORM SUPPLIES - A.I. R	12,182.21	338.70	24,621.80	95.80	24,099.51	12,704.50
009	9300	UNIFORM SUPPLIES - SENIOR	41,811.27	5,136.00	132,601.84	6,345.38	63,163.68	111,249.43
009	9304	AVIATION/PHOTOGRAPHY	3.87	.00	.00	.00	.00	3.87
014	9016	MEDINA CNTY JUV DET CNTR	56,092.18	26,670.00	141,951.13	21,535.08	182,202.80	15,840.51
014	9111	CFIT FY11	5,550.01	.00	.00	.00	.00	5,550.01
014	9116	EVOLVE FY 16	69,606.72	103,950.00	355,662.50	38,495.42	410,594.52	14,674.70
016	0000	EMERGENCY LEVY	14,480,996.23	2,678,660.00	6,958,545.76	250,810.62	2,183,931.44	19,255,610.55
018	0000	PRINT SHOP	6,683.33	.00	.00	.00	.00	6,683.33
018	9000	PUBLIC SCHOOL SUPPORT - S	16.70	.00	.00	.00	.00	16.70
018	9110	PRINCIPAL'S FUND - GARFIE	30,043.47	.00	3,202.68	366.13-	3,939.56	29,306.59
018	9111	GARFIELD SCHOOL STORE	866.80	.00	200.00	.00	50.00	1,016.80
018	9113	GARFIELD MEDIA CENTER	726.76	914.07	946.98	.00	.00	1,673.74
018	9120	PRINCIPAL - CANAVAN	49,481.36	176.00	3,037.00	1,514.08-	5,731.95	46,786.41
018	9122	CANAVAN SCHOOL STORE	586.69	.00	.00	.00	.00	586.69
018	9123	BOOK FAIR - CANAVAN	5,280.58	.00	5,023.19	1,503.94	6,565.35	3,738.42
018	9130	PRINCIPAL - FENN	37,156.68	360.00	7,538.55	329.21-	6,466.58	38,228.65
018	9132	FENN SCHOOL STORE	723.07	126.80	430.35	.00	50.00	1,103.42
018	9133	BOOK FAIR - FENN	277.47	19.80	136.16	.00	.00	413.63
018	9135	MEDINA SKI TEAM - DISTRIC	5,409.19	.00	3,975.00	2,247.89	2,247.89	7,136.30
018	9140	PRINCIPAL'S FUND - HERITA	28,070.00	3,694.44	11,984.31	1,280.84	6,986.04	33,068.27
018	9143	HERITAGE MEDIA CENTER	15,375.04	.00	4,828.88	.00	13,554.10	6,649.82

F I N A N C I A L S U M M A R Y R E P O R T
Processing Month: February 2018
MEDINA CITY SCHOOL DISTRICT

Fnd	Sc	Description	Beginning Balance	MTD Revenues	FYTD Revenues	MTD Expenditures	FYTD Expenditures	Current Available Balance
018	9160	PRINCIPAL'S FUND - H G BL	42,009.07	301.50	5,581.25	665.20	5,377.49	42,212.83
018	9161	LEADER IN ME - BLAKE	7,394.06	.00	.00	.00	.00	7,394.06
018	9163	BLAKE MEDIA CENTER	17,218.27	23.94	5,996.12	.00	5,821.65	17,392.74
018	9170	PRINCIPALS FUND - RALPH W	74,315.89	260.00	6,130.00	1,474.36	4,444.36	76,001.53
018	9171	WAITE SCHOOL STORE	50.00	.00	.00	.00	.00	50.00
018	9173	MEDIA CENTER RALPH WAITE	5,360.91	7.00	8,599.17	.00	7,737.87	6,222.21
018	9174	FIELD TRIPS RALPH WAITE E	15,209.72	.00	.00	.00	.00	15,209.72
018	9180	PRINCIPALS FUND ELIZA NOR	43,613.19	.00	3,020.00	60.51	2,884.71	43,748.48
018	9181	NORTHROP ELEMENTARY SCHOO	1,745.95	.00	.00	.00	125.00	1,620.95
018	9183	MEDIA CENTER ELIZA NORTHR	7,702.33	.00	5,521.93	.00	4,920.27	8,303.99
018	9184	FIELD TRIPS ELIZA NORTHR	146.00	.00	.00	.00	.00	146.00
018	9200	PRINCIPAL'S FUND - CLAGGE	84,752.98	135.00	10,956.02	1,678.22	11,645.57	84,063.43
018	9203	CLAGGETT M.S. MEDIA CENTE	4,507.83	48.15	3,942.65	.00	3,183.50	5,266.98
018	9210	PRINCIPAL'S FUND - ROOT M	13,333.52	241.19	34,831.47	918.18	7,893.60	40,271.39
018	9211	ROOT M.S. MEDIA CENTER	9,038.70	.00	3,873.98	.00	3,266.61	9,646.07
018	9212	ROOT M.S. - WASHINGTON TR	355.00	.00	.00	.00	.00	355.00
018	9213	SPECIAL FUNDRAISER - ROOT	12,631.96	.00	.00	.00	12,631.94	.02
018	9300	PRINCIPAL'S FUND - SENIOR	43,812.78	65.95	27,004.01	3,069.99	23,941.05	46,875.74
018	9301	MEDIA CENTER FUND	1,407.80	.00	.00	.00	50.00	1,357.80
018	9302	SPECIAL FUNDRAISER - SENI	37,086.18	.00	.00	.00	.00	37,086.18
018	9303	PERFORMING ARTS	101,955.40	2,006.00	14,249.80	1,126.98	23,670.91	92,534.29
018	9304	BUZZ	14,196.01	1,209.00	6,262.56	518.11	4,840.60	15,617.97
018	9305	FLEXIBLE CREDIT FUND	7,334.56	50.00	150.00	.00	.00	7,484.56
018	9900	INSERVICE - CENTRAL	3,702.01	.00	.00	.00	.00	3,702.01
018	9901	PUBLIC SCHOOL SUPPORT - I	5,383.72	553.00	553.00	.00	53.95	5,882.77
018	9902	INSERVICE - SUPERINTENDEN	24,720.92	.00	.00	.00	.00	24,720.92
018	9903	BOARD/STUDENT DEVELOPMENT	2,800.00	.00	.00	.00	.00	2,800.00
018	9904	WELLNESS FUND	502.00	.00	.00	.00	.00	502.00
018	9905	PUBLIC SCHOOL SUPPORT/STU	54,192.50	.00	8,000.00	2,255.73	5,320.86	56,871.64
018	9906	COMMUNICATIONS - PUBLIC S	1,752.19	90.00	5,132.00	.00	4,601.31	2,282.88
018	9910	MAINTENANCE DEPARTMENT	3,902.36	.00	.00	.00	.00	3,902.36
018	9920	TRSP FUND	1,944.18	148.00	354.55	.00	184.93	2,113.80
018	9930	Resource Connection	1,500.00	.00	.00	.00	.00	1,500.00
019	9000	ADAMH GRANT	642.00	.00	6,000.00	551.00	3,724.00	2,918.00
019	9008	MCDAC GRANT FY18	.00	.00	61,776.00	12,744.66	87,024.93	25,248.93-
019	9018	LOWE'S LIGHT UP GARFIELD	48.08	.00	.00	.00	.00	48.08
019	9020	RIF PROGRAM GRANT - NORTH	400.73	.00	.00	.00	.00	400.73
019	9021	JENNINGS - BLAKE - BRYNIA	.82	.00	.00	.00	.00	.82
019	9023	PUBLIC EDUCATION LEADERSH	.01	.00	.00	.00	.00	.01
019	9029	MARTHA HOLDEN JENNINGS GR	6.82	.00	.00	.00	.00	6.82
019	9030	PERFORMANCE BASED ASSESSM	79.76	.00	.00	.00	.00	79.76
019	9031	PBA FY11	256.96	.00	.00	.00	.00	256.96
019	9113	ACS-HACH CHEMISTRY GRANT	96.34	.00	.00	.00	.00	96.34
019	9180	PPG INNOVATIVE CLASSROOM	15.31	.00	.00	.00	.00	15.31
019	9213	VIDEO CLUB GRANT - MHS	2.82	.00	.00	.00	.00	2.82
019	9300	MARTHA HOLDEN JENNINGS -	.00	.00	3,000.00	.00	.00	3,000.00

F I N A N C I A L S U M M A R Y R E P O R T
Processing Month: February 2018
MEDINA CITY SCHOOL DISTRICT

Fnd	Sc	Description	Beginning Balance	MTD Revenues	FYTD Revenues	MTD Expenditures	FYTD Expenditures	Current Available Balance
019	9313	JENNINGS - NORTHROP - MIL	13.86	.00	.00	.00	.00	13.86
019	9413	3M AND OTHER GRANT	152.03	.00	.00	.00	.00	152.03
019	9513	NEA STUDENT ACHIEVEMENT G	191.88	.00	.00	.00	.00	191.88
019	9613	FUEL UP - CONDOSTA - ROOT	492.05	.00	.00	.00	.00	492.05
019	9715	FUEL UP - BLAKE	23.82	.00	.00	.00	.00	23.82
020	9001	TRANSPORTATION ENTERPRISE	51,296.71	2,153.16	11,571.93	3.89	4,516.25	58,352.39
022	9000	Unclaimed funds	27,461.10	227.89	227.89	.00	.00	27,688.99
022	9093	DIVERSION PROGRAM FED MON	1,000.00	.00	.00	.00	.00	1,000.00
022	9094	DIVERSION PROGRAM - FED.	1,000.00	.00	.00	.00	.00	1,000.00
022	9300	OH HIGH SCHOOL ATH ASSOC	1,053.98	5,447.00	22,174.00	.00	21,747.38	1,480.60
024	9001	MEDICAL AND DRUG/SELF INS	6,269,529.07	712,683.00	5,698,624.65	606,202.58	5,248,937.75	6,719,215.97
024	9002	DENTAL SELF INSURANCE FUN	361,631.41	55,306.31	441,729.80	55,778.83	444,820.81	358,540.40
024	9094	FLEX PRO	59,014.82	20,369.25	113,711.43	21,695.41	124,359.04	48,367.21
027	0000	WORKMANS COMP.-SELF INS	181,567.56	10,900.77	92,950.76	61,986.72	143,090.38	131,427.94
071	9013	LOCAL SALES TAX PERMANENT	3,132,294.11	.00	2,350,290.84	26,252.92	2,436,479.07	3,046,105.88
200	9110	GARFIELD STUDENT COUNCIL/	1,275.31	1.23	13.60	.00	548.82	740.09
200	9121	ELLA CANAVAN STUDENT COUN	936.98	92.93	516.35	103.32	411.97	1,041.36
200	9134	FENN STUDENT BUSINESS	8.49	.01	.11	.00	.00	8.60
200	9140	STUDENT COUNCIL - HERITAG	147.71	.25	2.07	.00	.00	149.78
200	9184	NORTHROP ELEMENTARY STUDE	47.29	.08	.65	.00	.00	47.94
200	9185	K-KIDS KIWANIS ACTIVITY C	4,690.39	8.91	1,250.24	.00	572.92	5,367.71
200	9202	CLAGGETT MIDDLE SCH. STUD	3,420.21	181.63	3,223.63	.00	3,856.00	2,787.84
200	9204	CLAGGETT MIDDLE SCHOOL CH	474.76	.80	6.63	.00	.00	481.39
200	9205	CLAGGETT MIDDLE SCH. BUIL	1,687.09	3.37	342.52	.00	.00	2,029.61
200	9209	CLAGGETT MIDDLE SCHOOL DR	16,602.63	673.86	872.82	1,882.04	3,096.36	14,379.09
200	9252	CHEERLEADERS - ROOT M.S.	40.52	.07	.57	.00	.00	41.09
200	9253	BUILDERS' CLUB - ROOT M.S	3,173.55	131.33	337.52	.00	.00	3,511.07
200	9254	HONORS ACADEMY - ROOT	1,357.05	46.99	228.79	.00	385.00	1,200.84
200	9256	DRAMA CLUB - ROOT M.S.	4,025.46	1,599.84	1,777.91	.00	569.00	5,234.37
200	9257	ENVIRONMENTAL CLUB - ROOT	193.79	.00	1.40	.00	195.19	.00
200	9258	STUDENT COUNCIL - ROOT M.	2,262.74	3.89	599.23	16.30	518.78	2,343.19
200	9301	YOUNG AMERICANS FOR FREED	2,572.40	7.33	1,847.66	.00	.00	4,420.06
200	9302	ART CLUB	133.59	28.27	29.92	.00	.00	163.51
200	9303	INTERNATIONAL CULTURAL EX	361.39	.49	4.59	.00	67.70	298.28
200	9304	CAREER ASSOCIATION	242.25	.00	1.20	.00	243.08	.37
200	9305	CHEMCLUB	729.72	1.59	394.93	42.44	167.39	957.26
200	9306	OPERATION SMILE	5.00	60.38	223.06	.00	.00	228.06
200	9307	CHOIR	48,901.35	785.84	9,872.50	840.00	14,207.31	44,566.54
200	9308	COMPUTER CLUB	71.61	.00	.25	.00	71.86	.00
200	9309	IMPROVE CLUB	270.18	.45	3.77	.00	.00	273.95
200	9310	DELTA EPSILON PHI - NAT'L	.45	.00	.00	.00	.00	.45
200	9312	DRAMA CLUB	35,932.97	64.43	6,280.59	103.85	3,379.32	38,834.24
200	9315	FELLOWSHIP OF CHRISTIAN A	276.12	173.94	289.55	.00	.00	565.67
200	9316	FRENCH CLUB	8.71	.00	.00	.00	8.71	.00
200	9318	GIRLS LEADERSHIP CLUB	3,154.65	7.96	2,538.47	.00	898.17	4,794.95
200	9321	KEY CLUB	26,408.12	13,596.52	15,054.58	1,042.00	1,092.45	40,370.25

F I N A N C I A L S U M M A R Y R E P O R T
Processing Month: February 2018
MEDINA CITY SCHOOL DISTRICT

Fnd	Sec	Description	Beginning Balance	MTD Revenues	FYTD Revenues	MTD Expenditures	FYTD Expenditures	Current Available Balance
200	9323	MEDINAMITE	411.25	.49	298.69	314.00	413.24	296.70
200	9324	MEDINIAN	25,424.46	2,269.67	12,604.23	.00	6,886.72	31,141.97
200	9325	MHS BAND	22,024.92	3,562.06	10,434.81	1,144.00	7,112.97	25,346.76
200	9326	NATIONAL HONOR SOCIETY	9,211.36	15.34	128.28	.00	94.89	9,244.75
200	9327	ORCHESTRA	21,549.16	111.79	1,917.58	.00	512.50	22,954.24
200	9330	SCIENCE OLYMPIAD CLUB	136.51	500.00	500.47	.00	136.98	500.00
200	9331	SKI CLUB	2.90	.00	.03	.00	.00	2.93
200	9332	SPANISH CLUB	8,512.58	17.59	4,328.57	1,049.45	2,236.90	10,604.25
200	9333	STUDENT COUNCIL	39,753.53	150.52	37,371.41	1,061.85	28,593.96	48,530.98
200	9334	WORK STUDY CLUB	5,297.94	.00	18.26	.00	5,316.20	.00
200	9335	LATIN CLUB	1,660.53	2.92	5,078.63	.00	4,980.32	1,758.84
200	9336	INTERACT ORGANIZATION	1,607.69	.00	5.54	.00	1,613.23	.00
200	9337	AMERICAN SIGN LANGUAGE CL	166.14	.52	148.78	.00	.00	314.92
200	9339	SPEECH/DEBATE CLUB	18,632.11	27.44	18,809.66	251.00	20,904.87	16,536.90
200	9340	S. A. D. D.	1,553.99	2.76	589.10	.00	481.38	1,661.71
200	9345	INTERNATIONAL CLUB	4,777.49	.00	16.47	.00	4,793.96	.00
200	9346	PENGUIN BOWL/NOSB	257.09	.43	504.50	250.00	500.00	261.59
200	9350	TECHNOLOGY CLUB	124.72	.74	1,332.13	58.95	1,011.83	445.02
200	9351	THE JUNIOR STATESMEN OF A	1,190.32	.00	4.11	.00	1,194.43	.00
200	9352	VIDEO CLUB - SR HI	6,912.25	10.44	151.91	350.00	773.25	6,290.91
200	9353	CHINESE CLUB	730.31	1.51	268.93	.00	89.73	909.51
200	9355	GENDER AND SEXUALITY ALLI	1,280.92	3.47	908.87	.00	96.28	2,093.51
200	9380	V O F T	31,641.16	52.31	2,094.74	940.85	2,205.78	31,530.12
200	9416	CLASS OF 2016	2,452.99	.00	6.62-	.00	2,446.37	.00
200	9417	CLASS OF 2017	4,071.58	.00	14.04	.00	4,085.62	.00
200	9418	CLASS OF 2018	23,183.56	11.25	1,001.79	.00	17,402.02	6,783.33
200	9419	CLASS OF 2019	3,984.75	20,129.64	20,516.66	.00	211.64	24,289.77
200	9420	CLASS OF 2020	2,025.20	6.69	2,098.45	.00	89.83	4,033.82
200	9421	CLASS OF 2021	.00	2.52	1,548.83	.00	29.85	1,518.98
200	9999	GENERIC STUDENT ACTIV. FD	.01	.00	.00	.00	.00	.01
300	0000	ATHLETIC FUND	195,045.47	21,331.05	299,988.38	21,126.87	273,810.27	221,223.58
300	9110	GARFIELD FIELD TRIPS	.00	.00	.00	.00	433.22	433.22-
300	9120	CANAVAN FIELD TRIP	.00	.00	851.00	515.00	1,366.00	515.00-
300	9121	WORLD WATCHER'S CLUB	7,362.04	.00	.00	.00	.00	7,362.04
300	9130	FENN FIELD TRIPS	.00	.00	6,280.00	.00	5,929.11	350.89
300	9140	HERITAGE FIELD TRIPS	.00	.00	4,699.50	.00	5,293.00	593.50-
300	9160	BLAKE FIELD TRIPS	170.00	1,360.00	3,151.00	.00	366.00	2,955.00
300	9170	WAITE FIELD TRIPS	1,272.00	.00	7,380.00	.00	9,741.25	1,089.25-
300	9180	NORTHROP FIELD TRIPS	269.67	.00	2,746.80	.00	2,526.58	489.89
300	9201	CLAGGETT MIDDLE SCH. BAND	26,295.12	.00	17,929.23	463.01	13,719.51	30,504.84
300	9202	CLAGGETT MIDDLE SCH. ORCH	258.00	.00	.00	.00	.00	258.00
300	9203	CLAGGETT MIDDLE SCHOOL LI	370.00	.00	.00	.00	.00	370.00
300	9204	CLAGGETT M.S. CHOIR FUND	634.10	.00	.00	.00	.00	634.10
300	9208	CLAGGETT - 6TH GRADE TRIP	27,839.95	.00	68,818.00	.00	97,288.79	630.84-
300	9250	ROOT M.S. BAND FUND	17,270.76	.00	13,817.00	85.81	10,214.24	20,873.52
300	9251	ROOT M.S. ORCHESTRA FUND	1,228.15	.00	10.50	.00	.00	1,238.65

F I N A N C I A L S U M M A R Y R E P O R T
Processing Month: February 2018
MEDINA CITY SCHOOL DISTRICT

Fnd	Scs	Description	Beginning Balance	MTD Revenues	FYTD Revenues	MTD Expenditures	FYTD Expenditures	Current Available Balance
300	9252	ROOT M.S. CHOIR FUND	3,270.15	.00	.00	.00	.00	3,270.15
300	9253	ROOT M.S. BEEHIVE	407.27	94.84	563.49	104.09	280.05	690.71
300	9258	ROOT - DISTRICT SUPERVISE	99,129.46	1,122.00	6,417.50	.00	102,908.10	2,638.86
300	9259	ROOT DANCE TEAM	528.00	.00	.00	.00	528.00	.00
300	9301	BOWLING CLUB	.00	.00	3,100.00	.00	.00	3,100.00
300	9302	MENS VOLLEYBALL	8,302.21	.00	.00	175.00	250.00	8,052.21
300	9303	HUDDLE/SHUDDLE	1,502.31	.00	1,540.00	.00	827.21	2,215.10
300	9304	LINK CREW	4,010.40	.00	.00	.00	2,096.43	1,913.97
300	9305	MHS DANCE TEAM	1,450.54	.00	.00	.00	.00	1,450.54
300	9313	DRAMA/MUSICAL	11,987.17	.00	9,806.16	10,176.08	10,723.82	11,069.51
300	9325	MHS BAND TRIP	7,854.12	.00	.00	682.92	682.92	7,171.20
300	9334	BEEHIVE CAFE	18,441.36	2,032.36	10,140.01	1,804.30	11,874.61	16,706.76
300	9380	V O F T	640.58	.00	.00	.00	640.58	.00
300	9390	GLOBAL TRIPS	.00	717.00	717.00	.00	.00	717.00
401	9016	AUXILIARY FUNDS/ST FRANCI	7,447.55	.00	.00	.00	7,447.55	.00
401	9017	AUXILIARY FUNDS/ST FRANCI	59,831.48	.00	3,436.20-	.00	56,357.87	37.41
401	9018	AUXILIARY FUNDS/ST FRANCI	.00	188,951.28	383,257.73	15,484.72	172,200.93	211,056.80
401	9026	AUX FUNDS NURTURY	5,654.05	.00	.00	.00	5,654.05	.00
401	9027	AUX FUNDS NURTURY	1,366.99	.00	2.05	.00	1,296.14	72.90
401	9028	AUX FUNDS NURTURY	.00	.00	2,731.10	.00	2,731.10	.00
401	9036	AUX FUNDS MCA	2,560.07	.00	.00	.00	2,560.07	.00
401	9037	AUX FUNDS MCA	34,290.21	.00	323.52	.00	34,674.10	60.37-
401	9038	AUX FUNDS MCA	.00	99,448.92	169,611.81	6,634.19	102,426.05	67,185.76
401	9046	AUX FUNDS KIDS COUNTRY	1,234.24	.00	.00	.00	1,234.24	.00
401	9047	AUX FUNDS KIDS COUNTRY	6,177.86	.00	10.27	.00	6,355.16	167.03-
401	9048	AUX FUNDS KIDS COUNTRY	.00	4,924.33	11,496.66	.00	.00	11,496.66
401	9066	SM WONDERS	1,644.12	.00	.00	.00	.00	1,644.12
432	9097	MANAGE. INFO. SYS. FUND	.80	.00	.00	.00	.00	.80
450	9008	SCHOOLNET PLUS FY2008: GR	1.00	.00	.00	.00	.00	1.00
451	9013	CONNECTIVITY 2013	800.00	.00	.00	.00	.00	800.00
451	9018	CONNECTIVITY FY18	.00	.00	9,900.00	.00	.00	9,900.00
452	9008	SCHOOLNET PROFESSIONAL DE	66.15	.00	.00	.00	.00	66.15
463	9017	ALT ED	219.48	.00	.00	.00	219.48	.00
499	9012	INTERN PSYCH FY12	45.81	.00	.00	.00	.00	45.81
499	9013	INTERN PSYCH FY13	39.97	.00	.00	.00	.00	39.97
499	9024	LOCAL GOVERNMENT INNOVATI	7,750.00	.00	.00	.00	.00	7,750.00
499	9039	INTERN PSYCHOLOGIST GRANT	2.20	.00	.00	.00	.00	2.20
499	9112	E-TECH BLENDED LEARNING G	321.71	.00	.00	.00	.00	321.71
506	9014	RESIDENT EDUCATOR GRANT	950.00	.00	.00	.00	.00	950.00
516	9015	TITLE VI-B	2,690.82	.00	.00	.00	.00	2,690.82
516	9016	TITLE VI-B	229.90	.00	.00	.00	.00	229.90
516	9017	TITLE VI-B	3,926.79	.00	213,979.27	.00	217,906.06	.00
516	9018	TITLE VI-B	.00	.00	570,448.51	106,769.05	781,981.05	211,532.54-
551	9118	TITLE III LEP	.00	.00	10,743.48	.00	10,743.48	.00
572	9017	TITLE I	41,715.90	.00	112,623.24	.00	154,339.14	.00
572	9018	TITLE I	.00	.00	154,857.90	31,447.61	218,560.36	63,702.46-

Date: 3/12/18

F I N A N C I A L S U M M A R Y R E P O R T
Processing Month: February 2018
MEDINA CITY SCHOOL DISTRICT

Page: 6
(FINSUM)

Fnd	Sc	Description	Beginning Balance	MTD Revenues	FYTD Revenues	MTD Expenditures	FYTD Expenditures	Current Available Balance
572	9116	TITLE I-D	2.83	.00	.00	.00	.00	2.83
572	9117	TITLE I-D	31,914.47	.00	87,811.70	.00	119,726.17	.00
572	9118	TITLE I-D	.00	.00	16,347.73	4,020.41	24,435.45	8,087.72-
587	9017	PRESCHOOL	4,661.62	.00	3,621.22	.00	8,282.84	.00
587	9018	PRESCHOOL	.00	.00	11,642.13	2,381.24	16,150.63	4,508.50-
590	9017	TITLE II-A	3,719.83	.00	.00	.00	3,719.83	.00
590	9018	TITLE II-A	.00	.00	72,026.01	7,929.74	86,885.30	14,859.29-
599	9018	TITLE IV-A STUDENT SUPPOR	.00	.00	4,159.24	1,208.72	6,528.70	2,369.46-
Grand Total All Funds			72,792,031.29	27,600,993.55	88017,452.72	6,936,906.86	69463,282.23	91346,201.78
Total Invested Funds			.00					

Check#	Check Date	Org Sta	Vendor Paid	Check Amount	Status Date
003042	02/21/2018	M/M	MEMO - MEDICAL MUTUAL	71,214.58	
008022	02/01/2018	M/M	MEMO - MEDICAL MUTUAL	91,767.20	
008023	02/06/2018	M/M	MEMO - MEDICAL MUTUAL	88,625.06	
008024	02/06/2018	M/M	GORDON FOOD SERVICE	3,724.41	
008025	02/06/2018	M/M	GORDON FOOD SERVICE	161.91	
008026	02/14/2018	M/M	MEMO - U.S. BANK PURCHASE CARD	12,911.31	
008027	02/13/2018	M/M	MEMO - MEDICAL MUTUAL	224,099.49	
008028	02/14/2018	M/M	MEMO MET LIFE INSURANCE	55,831.78	
008029	02/02/2018	M/M	MEMO MET LIFE INSURANCE	4,728.98	
008030	02/01/2018	T/T	MEMO -MEDINA CITY SCHOOLS	138,000.00	
008031	02/02/2018	M/M	MEMO --S T R S	72,481.04	
008032	02/02/2018	M/M	MEMO --S E R S	3,714.69	
008033	02/02/2018	M/M	MEMO -MEDINA CITY SCHOOLS	312,450.44	
008034	02/02/2018	M/M	MEMO - HUNTINGTON NAT'L BANK	26,607.78	
008035	02/02/2018	M/M	MEMO - BUREAU WORK COMP	5,449.25	
008036	02/02/2018	M/M	MEMO MET LIFE INSURANCE	4,404.13	
008037	02/16/2018	M/M	MEMO --S T R S	72,285.31	
008038	02/16/2018	M/M	MEMO --S E R S	3,714.69	
008039	02/16/2018	M/M	MEMO -MEDINA CITY SCHOOLS	313,028.79	
008040	02/16/2018	M/M	MEMO - HUNTINGTON NAT'L BANK	26,642.94	
008041	02/16/2018	M/M	MEMO - BUREAU WORK COMP	5,451.52	
008042	02/15/2018	M/M	GORDON FOOD SERVICE	5,665.38	
008043	02/15/2018	M/M	GORDON FOOD SERVICE	642.10	
008044	02/09/2018	M/M	OHIO DEPT OF ED - MEMO CK	93,361.85	
008045	02/27/2018	M/M	MEMO - MEDICAL MUTUAL	129,003.75	
008046	02/23/2018	M/M	OHIO DEPT OF ED - MEMO CK	100,656.18	
008047	02/21/2018	M/M	GORDON FOOD SERVICE	5,074.76	
008048	02/21/2018	M/M	GORDON FOOD SERVICE	242.10	
008049	02/21/2018	M/M	SYSCO CLEVELAND INC	26,650.25	
008050	02/21/2018	M/M	SYSCO CLEVELAND INC	1,008.34	
008051	02/28/2018	M/M	MEMO - BUREAU WORK COMP	17,931.72	
008052	02/27/2018	M/M	GORDON FOOD SERVICE	5,777.68	
008053	02/27/2018	M/M	GORDON FOOD SERVICE	483.07	
008054	02/28/2018	M/M	MEMO - P & A ADMINISTRATIVE	20,962.81	
008055	02/01/2018	M/M	MEMO - HUNTINGTON NAT'L BANK	2,000.00	
008056	02/28/2018	M/M	STRS	515,136.00	
008057	02/28/2018	M/M	SERS - MEMO	124,834.00	
621125	02/12/2018	W/R	ACSI	2,407.26	02/22/2018
621126	02/12/2018	W/R	ADVANCE AUTO PARTS	206.69	02/16/2018
621127	02/12/2018	W/R	AIR TRAINING SOLUTIONS	189.80	02/21/2018
621128	02/12/2018	W/R	AIRGAS USA, LLC	104.88	02/21/2018
621129	02/12/2018	W/R	AMAZON.COM	3,522.67	02/20/2018
621130	02/12/2018	W/R	AMERICAN TIME & SIGNAL COMPANY	293.69	02/16/2018
621131	02/12/2018	W/R	ANDREW KOTICK	52.26	02/16/2018
621132	02/12/2018	W/R	ANGELA NUCKOLS	735.00	02/12/2018
621133	02/12/2018	W/R	ANTHONY BELSITO	486.00	02/14/2018
621134	02/12/2018	W/R	APEX LEARNING INC	1,500.00	02/21/2018
621135	02/12/2018	W/R	APOLLO PEST CONTROL COMPANY	242.76	02/20/2018
621136	02/12/2018	W/R	APPLE EDUCATION	299.00	02/20/2018
621137	02/12/2018	W/R	ARDENT PIANO	910.00	02/20/2018
621138	02/12/2018	W/R	ARMSTRONG CABLE	59.95	02/16/2018
621139	02/12/2018	W/R	ASCD	89.00	02/16/2018

Date: 3/12/2018

C H E C K R E G I S T E R
Processing Month: February 2018
MEDINA CITY SCHOOL DISTRICT

Page: 2
(CHKREG)

Check#	Check Date	Org Sta	Vendor Paid	Check Amount	Status Date
621140	02/12/2018	W/R	BARB DIMARINO	80.00	02/12/2018
621141	02/12/2018	W/R	BARNES & NOBLE EDUCATION, INC	5,752.95	02/20/2018
621142	02/12/2018	W/R	BILL TURNER	30.42	02/12/2018
621143	02/12/2018	W/R	BLICK ART MATERIALS LLC	219.69	02/20/2018
621144	02/12/2018	W/R	BOOKSOURCE	246.25	02/20/2018
621145	02/12/2018	W/R	DAIRYMENS	2,566.32	02/20/2018
621146	02/12/2018	W/R	BRADFORD SCOTT QUADE	251.00	02/12/2018
621147	02/12/2018	W/R	BRADLEY DALZELL	552.79	02/12/2018
621148	02/12/2018	W/R	BRENT MYERS	40.00	02/12/2018
621149	02/12/2018	W/R	BUCKEYE LOCAL SCHOOL DISTRICT	70.54	02/16/2018
621150	02/12/2018	W/R	BUEHLER'S MARKETS	393.72	02/15/2018
621151	02/12/2018	W/R	BUZZARD TOOLS LLC	69.94	02/20/2018
621152	02/12/2018	W/R	CAMEO	6,316.08	02/20/2018
621153	02/12/2018	W/R	CANTON CITY SCHOOLS	40.00	02/26/2018
621154	02/12/2018	W/R	CARDINAL BUS SALES &	1,624.93	02/15/2018
621155	02/12/2018	W/R	DOMINIC'S PIZZA	275.00	02/16/2018
621156	02/12/2018	W/R	CAMP CHRISTOPHER	100.00	02/28/2018
621157	02/12/2018	W/R	CENTRAL INSTRUMENT CO.	204.00	02/15/2018
621158	02/12/2018	W/R	CHUCK'S CUSTOM, LLC	3,837.99	02/20/2018
621159	02/12/2018	W/R	CINTAS CORPORATION	3,002.34	02/20/2018
621160	02/12/2018	W/R	CITY OF MEDINA	8,384.28	02/15/2018
621161	02/12/2018	W/R	CLEVELAND PLUMBING	96.45	02/15/2018
621162	02/12/2018	W/R	COLUMBIA GAS OF OHIO, INC	8,088.17	02/20/2018
621163	02/12/2018	W/R	COMDOC, INC.	204.90	02/15/2018
621164	02/12/2018	W/R	COOK CONSULTING INC	5,200.00	02/20/2018
621165	02/12/2018	W/R	CRANDALL COMPANY, INC	73.44	02/16/2018
621166	02/12/2018	W/R	CROWN TROPHY OF MEDINA	156.66	02/16/2018
621167	02/12/2018	W/R	DAWN HARRINGTON	29.92	02/12/2018
621168	02/12/2018	W/R	DEBBRA LANEVILLE	105.11	02/12/2018
621169	02/12/2018	W/R	DISCOUNT SCHOOL SUPPLY	62.84	02/20/2018
621170	02/12/2018	W/R	DYNAMIC SPORTS CONSTRUCTION	3,425.10	02/20/2018
621171	02/12/2018	W/R	EDUCATIONAL FURNITURE LLC	16,719.20	02/20/2018
621172	02/12/2018	W/R	EDUCATIONAL SERVICE CENTER	27,625.00	02/15/2018
621173	02/12/2018	W/R	EAI EDUCATION	72.90	02/16/2018
621174	02/12/2018	W/R	ESC OF MEDINA COUNTY	3,708.00	02/15/2018
621175	02/12/2018	W/R	FEDERAL EXPRESS CORP	27.20	02/20/2018
621176	02/12/2018	W/R	FLATS INDUSTRIAL SERVICES	75.00	02/28/2018
621177	02/12/2018	W/R	FOLLETT SCHOOL SOLUTIONS INC	1,643.60	02/20/2018
621178	02/12/2018	W/R	FOLLETT SCHOOL SOLUTIONS INC	240.60	02/20/2018
621179	02/12/2018	W/R	FRAN SCHOEN	6,336.00	02/16/2018
621180	02/12/2018	W/R	FRANKLIN COVEY -LEADER IN ME	430.35	02/20/2018
621181	02/12/2018	W/R	FRONTIER	665.26	02/20/2018
621182	02/12/2018	W/R	GALLEY PRINTING, INC.	500.00	02/16/2018
621183	02/12/2018	W/R	NAPA AUTOMOTIVE PARTS & SERVIC	359.12	02/20/2018
621184	02/12/2018	W/R	GIONINO'S PIZZERIA	92.90	02/27/2018
621185	02/12/2018	W/R	GOODWILL INDUSTRIES AKRON INC	3,233.75	02/12/2018
621186	02/12/2018	W/R	GORDON FOOD SERVICE	599.05	02/20/2018
621187	02/12/2018	W/R	GORDON FOOD SERVICE	94.41	02/20/2018
621188	02/12/2018	W/R	GREAT LAKES BIOMEDICAL LTD	285.00	02/15/2018
621189	02/12/2018	W/R	GREAT LAKES THEATER	2,890.00	02/23/2018
621190	02/12/2018	W/W	HARMONY HELPERS	400.00	
621191	02/12/2018	W/R	HARPLEY CS LLC	1,100.00	02/12/2018

Date: 3/12/2018

C H E C K R E G I S T E R
Processing Month: February 2018
MEDINA CITY SCHOOL DISTRICT

Page: 3
(CHKREG)

Check#	Check Date	Org Sta	Vendor Paid	Check Amount	Status Date
621192	02/12/2018	W/R	HEALTHCARE BILLING SERVICES	1,978.48	02/20/2018
621193	02/12/2018	W/R	HEINEMANN	186.78	02/20/2018
621194	02/12/2018	W/R	HOUGHTON MIFFLIN	969.63	02/20/2018
621195	02/12/2018	W/R	ICE CREAM SPECIALTIES INC	1,945.93	02/14/2018
621196	02/12/2018	W/R	INNOVATIVE SOLUTIONS	1,990.00	02/20/2018
621197	02/12/2018	W/R	ACA TRACK	1,492.50	02/12/2018
621198	02/12/2018	W/R	JOSEPH GAUDIO	47.53	02/12/2018
621199	02/12/2018	W/R	JOSHEN PAPER & PACKAGING	1,037.62	02/15/2018
621200	02/12/2018	W/R	JS PRINTING	314.00	02/20/2018
621201	02/12/2018	W/R	JULIE WILLIAMS	2,234.38	02/20/2018
621202	02/12/2018	W/R	JW PEPPER & SON, INC.	27.94	02/16/2018
621203	02/12/2018	W/W	KEVIN SPARKS	56.22	
621204	02/12/2018	W/R	KIM HALLOCK	60.51	02/12/2018
621205	02/12/2018	W/R	LANGUAGE LEARNING ASSOCIATES	17,955.00	02/12/2018
621206	02/12/2018	W/R	LAWRENCE TECHNOLOGICAL UNIV.	300.00	02/21/2018
621207	02/12/2018	W/R	LODI LUMBER CO	201.77	02/16/2018
621208	02/12/2018	W/R	LORI DENNIS	29.98	02/12/2018
621209	02/12/2018	W/R	LORI S KELLY	2,775.50	02/12/2018
621210	02/12/2018	W/R	M.C. DJ SERVICES, INC.	850.00	02/20/2018
621211	02/12/2018	W/R	MACIE PUBLISHING COMPANY	15.75	02/16/2018
621212	02/12/2018	W/R	MACKIN EDUCATIONAL RESOURCES	1,753.99	02/20/2018
621213	02/12/2018	W/R	MARCO'S PIZZA, INC	37.70	02/20/2018
621214	02/12/2018	W/R	MARS ELECTRIC CO.	167.17	02/15/2018
621215	02/12/2018	W/R	MATHEW FITZ	90.00	02/15/2018
621216	02/12/2018	W/R	MATT TOMEK	350.00	02/14/2018
621217	02/12/2018	W/R	MATTHEW HARAMIS	24.87	02/12/2018
621218	02/12/2018	W/R	MCMASTER-CARR	419.34	02/20/2018
621219	02/12/2018	W/R	MCS FOOD SERVICE DEPT.	96.45	02/13/2018
621220	02/12/2018	W/R	MEDINA CITY SCHOOLS	6,264.18	02/13/2018
621221	02/12/2018	W/R	MEDINA COUNTY BOARD OF	1,000.20	02/20/2018
621222	02/12/2018	W/R	MEDINA COUNTY HEALTH DEPT	3,123.00	02/26/2018
621223	02/12/2018	W/R	MEDINA COUNTY SANITARY	12,457.37	02/20/2018
621224	02/12/2018	W/R	MEDINA HARDWARE, INC	323.49	02/20/2018
621225	02/12/2018	W/R	M-F ATHLETIC	624.70	02/16/2018
621226	02/12/2018	W/R	MHS	425.00	02/21/2018
621227	02/12/2018	W/R	MICHAEL WESNER	510.00	02/28/2018
621228	02/12/2018	W/R	MIDLAND HARDWARE COMPANY	107.78	02/15/2018
621229	02/12/2018	W/R	MNJ TECHNOLOGIES DIRECT INC	236.00	02/20/2018
621230	02/12/2018	W/W	MONTVILLE POLICE DEPARTMENT	168.00	
621231	02/12/2018	W/R	MUSIC THERAPY ENRICHMENT	525.00	02/15/2018
621232	02/12/2018	W/R	MUSICIAN'S FRIEND	40.00	02/20/2018
621233	02/12/2018	W/R	NANCY WOJCIAK	462.70	02/12/2018
621234	02/12/2018	W/R	NATHAN D FALLOW	40.00	02/12/2018
621235	02/12/2018	W/R	THE M CONLEY COMPANY	98.09	02/20/2018
621236	02/12/2018	W/R	NICHOLAS BRANDON MACLARREN	180.00	02/15/2018
621237	02/12/2018	W/R	NICHOLAS CERIMELE	14.72	02/12/2018
621238	02/12/2018	W/R	NICKLES BAKERY	832.79	02/16/2018
621239	02/12/2018	W/W	NORDONIA HIGH SCHOOL	840.00	
621240	02/12/2018	W/R	NORTH GATEWAY TIRE CO INC	101.25	02/15/2018
621241	02/12/2018	W/W	NSPRA	285.00	
621242	02/12/2018	W/W	OAEP	445.00	
621243	02/12/2018	W/R	OASSA	1,050.00	02/22/2018

Date: 3/12/2018

C H E C K R E G I S T E R
Processing Month: February 2018
MEDINA CITY SCHOOL DISTRICT

Page: 4
(CHKREG)

Check#	Check Date	Org Sta	Vendor Paid	Check Amount	Status Date
621244	02/12/2018	W/R	OHIO EDISON COMPANY	21,109.39	02/15/2018
621245	02/12/2018	W/R	OHIO SCHOOL BOARDS ASSOC	300.00	02/21/2018
621246	02/12/2018	W/R	OTC BRANDS INC	103.32	02/16/2018
621247	02/12/2018	W/R	P & A ADMINISTRATIVE SERVICES	366.30	02/16/2018
621248	02/12/2018	W/R	CAFETERIA-PEPSI COLA ORDERS	1,992.55	02/20/2018
621249	02/12/2018	W/R	PITNEY BOWES GLOBAL FINANCIAL	1,414.30	02/16/2018
621250	02/12/2018	W/R	POINT SPRING & DRIVESHAFT CO	438.48	02/15/2018
621251	02/12/2018	W/R	QUILL CORPORATION	290.94	02/23/2018
621252	02/12/2018	W/R	REALLY GOOD STUFF	241.07	02/21/2018
621253	02/12/2018	W/R	REBECCA GIBSON	61.72	02/12/2018
621254	02/12/2018	W/R	REINHARDT SUPPLY COMPANY	2,475.58	02/20/2018
621255	02/12/2018	W/R	ROBOSOURCE LLC	264.31	02/21/2018
621256	02/12/2018	W/R	RONALD L FULLER	9.98	02/12/2018
621257	02/12/2018	W/R	ROWLEYS WHOLESALE	42.40	02/16/2018
621258	02/12/2018	W/R	SAMUEL FRENCH, INC.	24.39	02/22/2018
621259	02/12/2018	W/R	SANSON COMPANY	2,169.65	02/16/2018
621260	02/12/2018	W/R	SC STRATEGIC SOLUTIONS LLC	6,278.39	02/21/2018
621261	02/12/2018	W/R	SCHOLASTIC INC.	399.26	02/16/2018
621262	02/12/2018	W/R	SCHOLASTIC BOOK CLUBS, INC	583.00	02/16/2018
621263	02/12/2018	W/R	SCHOOL SPECIALTY, INC	616.39	02/20/2018
621264	02/12/2018	W/R	SCOTT SCRIVEN LLP	2,770.00	02/15/2018
621265	02/12/2018	W/R	SENDERO THERAPIES, INC.	25,388.16	02/12/2018
621266	02/12/2018	W/R	SHARON OLTERSDORF	98.87	02/12/2018
621267	02/12/2018	W/R	SHAYNA SAMOSKY	33.50	02/12/2018
621268	02/12/2018	W/R	SHEARER EQUIPMENT	41.00	02/20/2018
621269	02/12/2018	W/R	SHELLEY MACK	527.00	02/12/2018
621270	02/12/2018	W/R	SMETZER'S TIRE CENTER, INC.	17.75	02/15/2018
621271	02/12/2018	W/R	SPORTSWORLD	462.00	02/27/2018
621272	02/12/2018	W/R	STAPLES BUSINESS ADVANTAGE	33.33	02/20/2018
621273	02/12/2018	W/R	STEPS ACADEMY	4,500.00	02/14/2018
621274	02/12/2018	W/R	TALBERT'S COMMERCIAL PRODUCTS	101.27	02/15/2018
621275	02/12/2018	W/R	TARA KILBURG	37.61	02/12/2018
621276	02/12/2018	W/R	THE MISSING PIECE LLC	675.00	02/16/2018
621277	02/12/2018	W/R	THIRTYSEVEN4 LLC	264.50	02/16/2018
621278	02/12/2018	W/R	TREASURER, STATE OF OHIO	6,574.52	02/15/2018
621279	02/12/2018	W/R	UNIFIRST CORPORATION	1,152.86	02/16/2018
621280	02/12/2018	W/R	UNITY SCHOOL BUS PARTS	138.95	02/16/2018
621281	02/12/2018	W/R	W W WILLIAMS COMPANY LLC	120.80	02/15/2018
621282	02/12/2018	W/R	WARD'S SCIENCE	29.44	02/15/2018
621283	02/12/2018	W/R	WESTERN PSYCHOLOGICAL SERVICES	258.94	02/20/2018
621284	02/12/2018	W/R	WOLFF BROS. SUPPLY, INC.	265.62	02/15/2018
621285	02/12/2018	W/R	YOST EQUIPMENT SALES &	203.88	02/23/2018
621286	02/12/2018	W/R	YOUNGSTOWN STATE UNIVERSITY	250.00	02/21/2018
621287	02/12/2018	B/B	WENDY PINTO	30.00	
621288	02/12/2018	B/R	AMANDA DODEZ	33.32	02/12/2018
621289	02/21/2018	W/R	ABC THERAPY, LTD	14,925.00	02/21/2018
621290	02/21/2018	W/W	ADLER TEAM SPORTS	189.00	
621291	02/21/2018	W/W	AIR TRAINING SOLUTIONS	34.95	
621292	02/21/2018	W/R	AMY BUSBY	113.36	02/21/2018
621293	02/21/2018	W/R	ANGELA NUCKOLS	510.00	02/21/2018
621294	02/21/2018	W/R	ANTHONY BELSITO	216.00	02/23/2018
621295	02/21/2018	W/R	ARMSTRONG CABLE	144.95	02/23/2018

Date: 3/12/2018

C H E C K R E G I S T E R
Processing Month: February 2018
MEDINA CITY SCHOOL DISTRICT

Page: 5
(CHKREG)

Check#	Check Date	Org Sta	Vendor Paid	Check Amount	Status Date
621296	02/21/2018	W/R	ASCD	269.00	02/27/2018
621297	02/21/2018	W/R	BARNES & NOBLE BOOKSELLERS	147.50	02/28/2018
621298	02/21/2018	W/R	MONARCH SCHOOL	19,875.00	02/23/2018
621299	02/21/2018	W/R	BLICK ART MATERIALS LLC	85.19	02/26/2018
621300	02/21/2018	W/R	DAIRYMENS	2,587.42	02/26/2018
621301	02/21/2018	W/R	BSN SPORTS LLC	409.62	02/26/2018
621302	02/21/2018	W/R	CINTAS CORPORATION	141.07	02/26/2018
621303	02/21/2018	W/R	CITY OF MEDINA	12,219.77	02/26/2018
621304	02/21/2018	W/R	DEMCO, INC.	562.03	02/26/2018
621305	02/21/2018	W/R	EDUCATION ALTERNATIVES	5,070.00	02/28/2018
621306	02/21/2018	W/W	EDUCATIONAL FURNITURE LLC	1,547.75	
621307	02/21/2018	W/R	EDUCATIONAL SERVICE CENTER	34,000.00	02/23/2018
621308	02/21/2018	W/R	ENTERPRISE FLEET MGMT INC.	9,533.72	02/26/2018
621309	02/21/2018	W/R	ESC OF MEDINA COUNTY	4,863.64	02/23/2018
621310	02/21/2018	W/R	OASBO - FIVE COUNTY	20.00	02/28/2018
621311	02/21/2018	W/R	FRONTIER	562.79	02/26/2018
621312	02/21/2018	W/R	HYLANT GROUP	44,055.00	02/23/2018
621313	02/21/2018	W/R	ICANDI GRAPHICS	600.00	02/27/2018
621314	02/21/2018	W/W	IMPACT GROUP PUBLIC RELATIONS	3,125.00	
621315	02/21/2018	W/R	INTEGRITY VERIFICATIONS INC	2,187.50	02/23/2018
621316	02/21/2018	W/R	JOSHEN PAPER & PACKAGING	697.12	02/26/2018
621317	02/21/2018	W/R	LAKESHORE LEARNING MATERIALS	214.96	02/26/2018
621318	02/21/2018	W/R	MARCO'S PIZZA, INC	41.72	02/26/2018
621319	02/21/2018	W/R	MCS FOOD SERVICE DEPT.	113.44	02/23/2018
621320	02/21/2018	W/R	MEDINA COUNTY BOARD OF	776.28	02/26/2018
621321	02/21/2018	W/R	MNJ TECHNOLOGIES DIRECT INC	28,453.60	02/26/2018
621322	02/21/2018	W/R	MUSIC IN MOTION	47.90	02/26/2018
621323	02/21/2018	W/W	MYRA BOWYER	60.00	
621324	02/21/2018	W/R	NANCY WOJCIAK	150.90	02/21/2018
621325	02/21/2018	W/R	NICKLES BAKERY	132.78	02/23/2018
621326	02/21/2018	W/R	OHIO DEPT OF JOB &	342.26	02/27/2018
621327	02/21/2018	W/R	OHIO EDISON COMPANY	63,431.38	02/23/2018
621328	02/21/2018	W/R	OHIO SCHOOLS COUNCIL- NAT GAS	17,333.17	02/23/2018
621329	02/21/2018	W/R	OTC BRANDS INC	49.97	02/26/2018
621330	02/21/2018	W/R	PEARSON ASSESSMENTS	249.90	02/26/2018
621331	02/21/2018	W/R	PSAT NMSQT	5,240.00	02/26/2018
621332	02/21/2018	W/W	QUILL CORPORATION	146.36	
621333	02/21/2018	W/R	RJ VERNAK REFRIGERATION	272.50	02/28/2018
621334	02/21/2018	W/R	SCHOOL SPECIALTY, INC	738.29	02/26/2018
621335	02/21/2018	W/R	SMITH PETERS KALAIL CO., LPA	1,981.22	02/23/2018
621336	02/21/2018	W/R	TALBERT'S COMMERCIAL PRODUCTS	407.30	02/26/2018
621337	02/21/2018	W/R	TEACHER DIRECT	476.88	02/26/2018
621338	02/21/2018	W/R	TECHNOLOGY ENGINEERING	10,140.00	02/21/2018
621339	02/21/2018	W/W	TOTAL EDUCATION SOLUTIONS INC	6,915.00	
621340	02/21/2018	W/R	AUDITOR OF STATE'S OFFICE	902.00	02/23/2018
621341	02/21/2018	W/R	VERIZON WIRELESS	382.82	02/26/2018
621342	02/21/2018	W/W	WEST MUSIC COMPANY INC	127.45	
621343	02/27/2018	W/W	OHIO JUNIOR CLASSICAL LEAGUE	4,208.00	
621344	02/28/2018	W/W	ADLER TEAM SPORTS	432.00	
621345	02/28/2018	W/W	AKRON CHILDRENS HOSPITAL	9,370.42	
621346	02/28/2018	W/W	AKRON RUBBERDUCKS	415.00	
621347	02/28/2018	W/W	ANGELA NUCKOLS	1,230.00	

Date: 3/12/2018

C H E C K R E G I S T E R
Processing Month: February 2018
MEDINA CITY SCHOOL DISTRICT

Page: 6
(CHKREG)

Check#	Check Date	Org Sta	Vendor Paid	Check Amount	Status Date
621348	02/28/2018	W/W	ANTHONY BELSITO	288.00	
621349	02/28/2018	W/W	BLICK ART MATERIALS LLC	390.27	
621350	02/28/2018	W/W	BOOKSOURCE	1,732.42	
621351	02/28/2018	W/W	BRADLEY DALZELL	503.75	
621352	02/28/2018	W/W	BUEHLER'S MARKETS	21.96	
621353	02/28/2018	W/W	C MARTIN TRUCKING	1,262.02	
621354	02/28/2018	W/W	CAMEO	3,860.00	
621355	02/28/2018	W/W	DOMINIC'S PIZZA	197.92	
621356	02/28/2018	W/W	CHEMICAL PEOPLE OF MEDINA	500.00	
621357	02/28/2018	W/W	CITY OF MEDINA	86.24	
621358	02/28/2018	W/W	COLUMBIA GAS OF OHIO, INC	12,462.16	
621359	02/28/2018	W/W	CRISIS PREVENTON INST, INC.	760.00	
621360	02/28/2018	W/W	CROWN TROPHY OF MEDINA	579.88	
621361	02/28/2018	W/W	DARLENE SPARKS	35.43	
621362	02/28/2018	W/W	DEBBRA LANEVILLE	49.74	
621363	02/28/2018	W/W	DEREK CROOKS	210.00	
621364	02/28/2018	W/W	DISCOUNT SCHOOL SUPPLY	305.09	
621365	02/28/2018	W/W	E3 GORDON STOWE	65.00	
621366	02/28/2018	W/W	EASY GRAPHICS CORP	858.99	
621367	02/28/2018	W/W	ELIZABETH RISSMILLER	892.50	
621368	02/28/2018	W/W	ESC OF MEDINA COUNTY	76,050.56	
621369	02/28/2018	W/W	FARMERS EXCHANGE CO INC	489.02	
621370	02/28/2018	W/W	FEDERAL EXPRESS CORP	27.26	
621371	02/28/2018	W/W	FEEDING MEDINA COUNTY	342.89	
621372	02/28/2018	W/W	FINDLAY HIGH SCHOOL	75.00	
621373	02/28/2018	W/W	FLINN SCIENTIFIC, INC.	42.44	
621374	02/28/2018	W/W	FLOWER GALLERY LLC	310.50	
621375	02/28/2018	W/W	FRONTIER	5,534.00	
621376	02/28/2018	W/W	GIONINO'S PIZZERIA	92.90	
621377	02/28/2018	W/W	GORDON FOOD SERVICE	106.30	
621378	02/28/2018	W/W	GORDON FOOD SERVICE	59.72	
621379	02/28/2018	W/W	GREAT LAKES BIOMEDICAL LTD	266.00	
621380	02/28/2018	W/W	GREATER MEDINA CHAMBER	18.00	
621381	02/28/2018	W/W	HARPLEY CS LLC	1,300.00	
621382	02/28/2018	W/W	HOPE KING TEACHING RESOURCES	657.98	
621383	02/28/2018	W/W	HOUGHTON MIFFLIN	474.60	
621384	02/28/2018	W/W	ICANDI GRAPHICS	156.00	
621385	02/28/2018	W/W	JOHN LEATHERMAN	360.11	
621386	02/28/2018	W/W	JOHN WESTFALL JR	12.75	
621387	02/28/2018	W/W	JULIE MCCABE	46.05	
621388	02/28/2018	W/W	JW PEPPER & SON, INC.	268.73	
621389	02/28/2018	W/W	KEVIN SPARKS	139.19	
621390	02/28/2018	W/W	KRISTEN EVANS	300.00	
621391	02/28/2018	W/W	LAKE HIGH SCHOOL	175.00	
621392	02/28/2018	W/W	LANGUAGE LEARNING ASSOCIATES	17,460.00	
621393	02/28/2018	W/W	LINDSAY HASTINGS	761.13	
621394	02/28/2018	W/W	LORI S KELLY	2,653.50	
621395	02/28/2018	W/W	MCS FOOD SERVICE DEPT.	204.74	
621396	02/28/2018	W/W	MEDINA COUNTY PORT AUTHORITY	853.00	
621397	02/28/2018	W/W	MEDINA PERSONAL CARE PANTRY	280.00	
621398	02/28/2018	W/W	MEGAN PERKINS	630.00	
621399	02/28/2018	W/W	MHS	81.00	

Date: 3/12/2018

C H E C K R E G I S T E R
Processing Month: February 2018
MEDINA CITY SCHOOL DISTRICT

Page: 7
(CHKREG)

Check#	Check Date	Org Sta	Vendor Paid	Check Amount	Status Date
621400	02/28/2018	W/W	MICHAEL WESNER	225.00	
621401	02/28/2018	W/W	MICHELLE MARDOVIN	34.67	
621402	02/28/2018	W/W	MNJ TECHNOLOGIES DIRECT INC	1,024.00	
621403	02/28/2018	W/W	MT BUSINESS TECHNOLOGIES, INC.	506.20	
621404	02/28/2018	W/W	MYRA BOWYER	210.00	
621405	02/28/2018	W/W	NANCY WOJCIAK	211.90	
621406	02/28/2018	W/W	OAESA	275.00	
621407	02/28/2018	W/W	OHIO BOYS SCHOLASTIC	50.00	
621408	02/28/2018	W/W	OASBO	1,050.00	
621409	02/28/2018	W/W	OHIO EDISON COMPANY	689.64	
621410	02/28/2018	W/W	OHIO HIGH SCHOOL BOY'S	125.00	
621411	02/28/2018	W/W	P & A ADMINISTRATIVE SERVICES	366.30	
621412	02/28/2018	W/W	PITNEY BOWES GLOBAL FINANCIAL	923.97	
621413	02/28/2018	W/W	PITSCO INC	500.65	
621414	02/28/2018	W/W	US POSTAL SERVICE	225.00	
621415	02/28/2018	W/W	PRAXAIR	25.33	
621416	02/28/2018	W/W	QUILL CORPORATION	1,853.78	
621417	02/28/2018	W/W	REINHARDT SUPPLY COMPANY	317.98	
621418	02/28/2018	W/W	RYAN O'CULL	99.09	
621419	02/28/2018	W/W	SC STRATEGIC SOLUTIONS LLC	120.00	
621420	02/28/2018	W/W	SCHOLASTIC INC	107.30	
621421	02/28/2018	W/W	SCHOOL NUTRITION ASSOCIATION	137.00	
621422	02/28/2018	W/W	SCHOOL SPECIALTY, INC	976.20	
621423	02/28/2018	W/W	SCOTT VAN FLEET	118.81	
621424	02/28/2018	W/W	SOURS, BUIE & ASSOCIATES LLC	2,000.00	
621425	02/28/2018	W/W	SPORTSWORLD	1,049.45	
621426	02/28/2018	W/W	STAPLES BUSINESS ADVANTAGE	140.88	
621427	02/28/2018	W/W	SUBURBAN SCHOOL	35,430.00	
621428	02/28/2018	W/W	SUMMIT COUNTY ESC	6,625.00	
621429	02/28/2018	W/W	TALBERT'S COMMERCIAL PRODUCTS	343.57	
621430	02/28/2018	W/W	TAMMY SMITH	51.75	
621431	02/28/2018	W/W	TOBIN STEPSIS	114.45	
621432	02/28/2018	W/W	US SCHOOL SUPPLY, INC.	104.35	
621433	02/28/2018	W/W	VERIZON BUSINESS	949.01	
621434	02/28/2018	W/W	WENDY SHUBROWSKY	53.79	
621435	02/28/2018	B/B	HIGHLAND HIGH SCHOOL	200.00	
942374	02/02/2018	C/C	MEMO -MEDINA CITY SCHOOLS	1,795,417.99	
942375	02/16/2018	C/C	MEMO -MEDINA CITY SCHOOLS	1,797,044.07	

Total Checks Issued \$ 6,965,638.22

Date: 03/08/18
Time: 8:18 am

MEDINA CITY SCHOOL DISTRICT
Appropriation Account Summary
SORTED BY FUND-SCC

Page: 1
(APPSUM)

FYTD Appropriated	Prior FY Carryover Encumbrances	FYTD Expendable	FYTD Actual Expenditures	MTD Actual Expenditures	Current Encumbrances	FYTD Unencumbered Balance	FYTD Percent Exp/Enc
*****TOTAL FOR FUND-SCC 001 0000 (GENERAL FUND):							
71,231,065.80	967,514.77	72,198,580.57	46,502,439.24	4,838,201.82	1,840,575.50	23,855,565.83	66.96
=====							
*****TOTAL FOR FUND-SCC 002 0000 (BOND RETIREMENT):							
1,414,750.00	0.00	1,414,750.00	1,367,951.22	0.00	33,750.00	13,048.78	99.08
=====							
*****TOTAL FOR FUND-SCC 002 9000 (BOND RETIREMENT - NEW ELEM/SR HIGH):							
4,293,911.50	0.00	4,293,911.50	3,499,384.86	0.00	749,393.25	45,133.39	98.95
=====							
*****TOTAL FOR FUND-SCC 002 9012 (LOCAL SALES TAX RETIREMENT OF COPS):							
1,743,512.50	0.00	1,743,512.50	1,261,668.75	0.00	476,843.75	5,000.00	99.71
=====							
*****TOTAL FOR FUND-SCC 002 9014 (CONSOLIDATION - ENERGY & TRANSP NOTES):							
337,987.50	0.00	337,987.50	315,987.53	0.00	22,000.00	0.03-	100.00
=====							
*****TOTAL FOR FUND-SCC 003 9001 (MEDINA CITY REC CENTER-PERMANENT IMPROV.):							
166,546.25	8,435.50	174,981.75	104,839.32	3,425.10	0.00	70,142.43	59.91
=====							
*****TOTAL FOR FUND-SCC 006 0000 (LUNCHROOM FUND):							
2,504,864.09	3,240.91	2,508,105.00	1,414,721.88	163,414.51	209,677.52	883,705.60	64.77
=====							
*****TOTAL FOR FUND-SCC 007 9004 (COLLINS SCHOLARSHIP/POST-GRADUATE):							
16,000.00	0.00	16,000.00	0.00	0.00	16,000.00	0.00	100.00
=====							
*****TOTAL FOR FUND-SCC 007 9333 (RIOS STUDENT LEADER SCHOLAR.):							
5,000.00	0.00	5,000.00	0.00	0.00	5,000.00	0.00	100.00
=====							
*****TOTAL FOR FUND-SCC 008 9002 (KANEHL MUSIC TRUST):							
250.00	0.00	250.00	0.00	0.00	250.00	0.00	100.00
=====							

Date: 03/08/18
Time: 8:18 am

MEDINA CITY SCHOOL DISTRICT
Appropriation Account Summary
SORTED BY FUND-SCC

Page: 2
(APPSUM)

FYTD Appropriated	Prior FY Carryover Encumbrances	FYTD Expendable	FYTD Actual Expenditures	MTD Actual Expenditures	Current Encumbrances	FYTD Unencumbered Balance	FYTD Percent Exp/Enc
*****TOTAL FOR FUND-SCC 008 9003 (RICHARD HOFFMAN COLLINS MEMORIAL SCHOLARSHIP):							
25,000.00	0.00	25,000.00	0.00	0.00	25,000.00	0.00	100.00
=====							
*****TOTAL FOR FUND-SCC 008 9112 (ELAINE BUSHMAN FUND):							
300.00	0.00	300.00	0.00	0.00	300.00	0.00	100.00
=====							
*****TOTAL FOR FUND-SCC 009 9000 (STAR):							
29,986.75	0.00	29,986.75	0.00	0.00	0.00	29,986.75	0.00
=====							
*****TOTAL FOR FUND-SCC 009 9110 (UNIFORM SUPPLIES GARFIELD):							
9,678.00	0.00	9,678.00	6,139.97	0.00	2,340.00	1,198.03	87.62
=====							
*****TOTAL FOR FUND-SCC 009 9120 (UNIFORM SUPPLIES - CANAVAN):							
12,059.48	174.52	12,234.00	11,743.95	206.51	947.51	457.46	103.74
=====							
*****TOTAL FOR FUND-SCC 009 9130 (UNIFORM SUPPLIES - FENN):							
15,548.11	0.00	15,548.11	13,179.23	367.93	787.74	1,581.14	89.83
=====							
*****TOTAL FOR FUND-SCC 009 9140 (UNIFORM SUPPLIES - HERITAGE):							
11,584.50	0.00	11,584.50	10,548.91	115.86	854.14	181.45	98.43
=====							
*****TOTAL FOR FUND-SCC 009 9160 (UNIFORM SUPPLIES - BLAKE):							
14,781.00	0.00	14,781.00	12,659.89	222.99	1,669.56	451.55	96.95
=====							
*****TOTAL FOR FUND-SCC 009 9170 (UNIFORM SUPPLIES - RALPH WAITE ELEMENTARY):							
16,421.11	468.23	16,889.34	14,438.02	91.14	2,450.86	0.46	100.00
=====							
*****TOTAL FOR FUND-SCC 009 9180 (UNIFORM SUPPLIES - ELIZA NORTHROP ELEMENTARY):							
14,907.00	0.00	14,907.00	13,779.92	66.74	0.00	1,127.08	92.44
=====							

Date: 03/08/18
Time: 8:18 am

MEDINA CITY SCHOOL DISTRICT
Appropriation Account Summary
SORTED BY FUND-SCC

Page: 3
(APPSUM)

FYTD Appropriated	Prior FY Carryover Encumbrances	FYTD Expendable	FYTD Actual Expenditures	MTD Actual Expenditures	Current Encumbrances	FYTD Unencumbered Balance	FYTD Percent Exp/Enc
*****TOTAL FOR FUND-SCC 009 9200 (UNIFORM SUPPLIES - CLAGGETT MIDDLE SCHOOL):							
51,557.00	0.00	51,557.00	25,573.43	319.93	10,261.66	15,721.91	69.51
=====							
*****TOTAL FOR FUND-SCC 009 9210 (UNIFORM SUPPLIES - A.I. ROOT MIDDLE SCHOOL):							
35,412.53	588.47	36,001.00	24,099.51	95.80	3,414.63	8,486.86	76.43
=====							
*****TOTAL FOR FUND-SCC 009 9300 (UNIFORM SUPPLIES - SENIOR HIGH SCHOOL):							
217,145.53	3,169.47	220,315.00	63,163.68	6,345.38	120,603.55	36,547.77	83.41
=====							
*****TOTAL FOR FUND-SCC 014 9016 (MEDINA CNTY JUV DET CNTR):							
288,625.00	0.00	288,625.00	179,999.78	19,332.06	0.00	108,625.22	62.36
=====							
*****TOTAL FOR FUND-SCC 014 9116 (EVOLVE FY 16):							
649,955.84	10,774.19	660,730.03	407,011.46	34,912.36	8,879.66	244,838.91	62.94
=====							
*****TOTAL FOR FUND-SCC 016 0000 (EMERGENCY LEVY):							
5,561,575.00	0.00	5,561,575.00	2,157,932.92	224,812.10	12,737.28	3,390,904.80	39.03
=====							
*****TOTAL FOR FUND-SCC 018 9110 (PRINCIPAL'S FUND - GARFIELD):							
10,674.04	75.96	10,750.00	3,939.56	366.13-	1,195.50	5,614.94	47.77
=====							
*****TOTAL FOR FUND-SCC 018 9111 (GARFIELD SCHOOL STORE):							
450.00	0.00	450.00	50.00	0.00	0.00	400.00	11.11
=====							
*****TOTAL FOR FUND-SCC 018 9113 (GARFIELD MEDIA CENTER):							
5,700.00	0.00	5,700.00	0.00	0.00	0.00	5,700.00	0.00
=====							
*****TOTAL FOR FUND-SCC 018 9120 (PRINCIPAL - CANAVAN):							
9,270.00	3,765.23	13,035.23	5,731.95	1,514.08-	2,437.29	4,865.99	62.67
=====							

Date: 03/08/18
Time: 8:18 am

MEDINA CITY SCHOOL DISTRICT
Appropriation Account Summary
SORTED BY FUND-SCC

Page: 4
(APPSUM)

FYTD Appropriated	Prior FY Carryover Encumbrances	FYTD Expendable	FYTD Actual Expenditures	MTD Actual Expenditures	Current Encumbrances	FYTD Unencumbered Balance	FYTD Percent Exp/Enc
*****TOTAL FOR FUND-SCC 018 9123 (BOOK FAIR - CANAVAN):							
11,000.00	144.54	11,144.54	6,565.35	1,503.94	1,477.91	3,101.28	72.17
=====							
*****TOTAL FOR FUND-SCC 018 9130 (PRINCIPAL - FENN):							
30,650.00	0.00	30,650.00	6,466.58	329.21-	3,688.21	20,495.21	33.13
=====							
*****TOTAL FOR FUND-SCC 018 9132 (FENN SCHOOL STORE):							
750.00	0.00	750.00	50.00	0.00	0.00	700.00	6.67
=====							
*****TOTAL FOR FUND-SCC 018 9135 (MEDINA SKI TEAM - DISTRICTWIDE):							
6,000.00	0.00	6,000.00	2,247.89	2,247.89	3,386.26	365.85	93.90
=====							
*****TOTAL FOR FUND-SCC 018 9140 (PRINCIPAL'S FUND - HERITAGE):							
23,700.00	0.00	23,700.00	6,986.04	1,280.84	1,813.57	14,900.39	37.13
=====							
*****TOTAL FOR FUND-SCC 018 9143 (HERITAGE MEDIA CENTER):							
14,000.00	0.00	14,000.00	13,554.10	0.00	289.27	156.63	98.88
=====							
*****TOTAL FOR FUND-SCC 018 9160 (PRINCIPAL'S FUND - H G BLAKE):							
21,400.00	137.25	21,537.25	5,377.49	665.20	2,122.11	14,037.65	34.82
=====							
*****TOTAL FOR FUND-SCC 018 9161 (LEADER IN ME - BLAKE):							
7,300.00	0.00	7,300.00	0.00	0.00	0.00	7,300.00	0.00
=====							
*****TOTAL FOR FUND-SCC 018 9162 (BLAKE RUNNING CLUB):							
200.00	0.00	200.00	0.00	0.00	0.00	200.00	0.00
=====							
*****TOTAL FOR FUND-SCC 018 9163 (BLAKE MEDIA CENTER):							
7,500.00	0.00	7,500.00	5,821.65	0.00	0.00	1,678.35	77.62
=====							

Date: 03/08/18
Time: 8:18 am

MEDINA CITY SCHOOL DISTRICT
Appropriation Account Summary
SORTED BY FUND-SCC

Page: 5
(APPSUM)

FYTD Appropriated	Prior FY Carryover Encumbrances	FYTD Expendable	FYTD Actual Expenditures	MTD Actual Expenditures	Current Encumbrances	FYTD Unencumbered Balance	FYTD Percent Exp/Enc
*****TOTAL FOR FUND-SCC 018 9170 (PRINCIPALS FUND - RALPH WAITE ELEMENTARY):							
16,800.00	2,437.37	19,237.37	4,444.36	1,474.36	1,718.09	13,074.92	32.03
=====							
*****TOTAL FOR FUND-SCC 018 9173 (MEDIA CENTER RALPH WAITE ELEMENTARY):							
11,000.00	0.00	11,000.00	7,737.87	0.00	885.00	2,377.13	78.39
=====							
*****TOTAL FOR FUND-SCC 018 9180 (PRINCIPALS FUND ELIZA NORTHROP ELEMENTARY):							
19,834.77	265.23	20,100.00	2,884.71	60.51	5,160.90	12,054.39	40.03
=====							
*****TOTAL FOR FUND-SCC 018 9181 (NORTHROP ELEMENTARY SCHOOL STORE):							
1,000.00	0.00	1,000.00	125.00	0.00	0.00	875.00	12.50
=====							
*****TOTAL FOR FUND-SCC 018 9183 (MEDIA CENTER ELIZA NORTHROP ELEMENTARY):							
5,300.00	0.00	5,300.00	4,920.27	0.00	0.00	379.73	92.84
=====							
*****TOTAL FOR FUND-SCC 018 9200 (PRINCIPAL'S FUND - CLAGGETT M.S.):							
20,590.44	109.56	20,700.00	11,645.57	1,678.22	2,864.63	6,189.80	70.10
=====							
*****TOTAL FOR FUND-SCC 018 9203 (CLAGGETT M.S. MEDIA CENTER):							
4,972.81	227.19	5,200.00	3,183.50	0.00	0.00	2,016.50	61.22
=====							
*****TOTAL FOR FUND-SCC 018 9210 (PRINCIPAL'S FUND - ROOT M.S.):							
35,603.09	6,268.91	41,872.00	7,893.60	918.18	18,265.00	15,713.40	62.47
=====							
*****TOTAL FOR FUND-SCC 018 9211 (ROOT M.S. MEDIA CENTER):							
7,234.81	215.19	7,450.00	3,266.61	0.00	0.00	4,183.39	43.85
=====							
*****TOTAL FOR FUND-SCC 018 9213 (SPECIAL FUNDRAISER - ROOT M.S.):							
12,393.00	0.00	12,393.00	12,631.94	0.00	0.00	238.94-	101.93
=====							

Date: 03/08/18
Time: 8:18 am

MEDINA CITY SCHOOL DISTRICT
Appropriation Account Summary
SORTED BY FUND-SCC

Page: 6
(APPSUM)

FYTD Appropriated	Prior FY Carryover Encumbrances	FYTD Expendable	FYTD Actual Expenditures	MTD Actual Expenditures	Current Encumbrances	FYTD Unencumbered Balance	FYTD Percent Exp/Enc
*****TOTAL FOR FUND-SCC 018 9300 (PRINCIPAL'S FUND - SENIOR HIGH):							
62,996.10	11,126.78	74,122.88	23,941.05	3,069.99	20,121.03	30,060.80	59.44
=====							
*****TOTAL FOR FUND-SCC 018 9301 (MEDIA CENTER FUND):							
1,407.00	0.00	1,407.00	50.00	0.00	356.51	1,000.49	28.89
=====							
*****TOTAL FOR FUND-SCC 018 9303 (PERFORMING ARTS):							
81,650.00	19,484.38	101,134.38	23,597.76	1,053.83	43,119.03	34,417.59	65.97
=====							
*****TOTAL FOR FUND-SCC 018 9304 (BUZZ):							
13,850.00	0.00	13,850.00	4,840.60	518.11	9,009.40	0.00	100.00
=====							
*****TOTAL FOR FUND-SCC 018 9901 (PUBLIC SCHOOL SUPPORT - INSTRUCTION DEPT.):							
0.00	2,600.00	2,600.00	53.95	0.00	1,000.00	1,546.05	40.54
=====							
*****TOTAL FOR FUND-SCC 018 9905 (PUBLIC SCHOOL SUPPORT/STUDENT SERVICES):							
0.00	0.00	0.00	5,047.86	1,982.73	0.00	5,047.86-	0.00
=====							
*****TOTAL FOR FUND-SCC 018 9906 (COMMUNICATIONS - PUBLIC SCHOOL SUPPORT):							
6,634.00	0.00	6,634.00	4,601.31	0.00	498.00	1,534.69	76.87
=====							
*****TOTAL FOR FUND-SCC 018 9920 (TRSP FUND):							
500.00	0.00	500.00	184.93	0.00	300.00	15.07	96.99
=====							
*****TOTAL FOR FUND-SCC 019 9000 (ADAMH GRANT):							
6,000.00	642.00	6,642.00	3,724.00	551.00	1,164.00	1,754.00	73.59
=====							
*****TOTAL FOR FUND-SCC 019 9008 (MCDAC GRANT FY18):							
82,368.00	0.00	82,368.00	85,811.91	11,531.64	0.00	3,443.91-	104.18
=====							

Date: 03/08/18
Time: 8:18 am

MEDINA CITY SCHOOL DISTRICT
Appropriation Account Summary
SORTED BY FUND-SCC

Page: 7
(APPSUM)

FYTD Appropriated	Prior FY Carryover Encumbrances	FYTD Expendable	FYTD Actual Expenditures	MTD Actual Expenditures	Current Encumbrances	FYTD Unencumbered Balance	FYTD Percent Exp/Enc
*****TOTAL FOR FUND-SCC 019 9300 (MARTHA HOLDEN JENNINGS - MHS - ZAVESKY):							
3,000.00	0.00	3,000.00	0.00	0.00	3,000.00	0.00	100.00
=====							
*****TOTAL FOR FUND-SCC 020 9001 (TRANSPORTATION ENTERPRISE):							
32,874.62	2,125.38	35,000.00	4,516.25	3.89	6,865.34	23,618.41	32.52
=====							
*****TOTAL FOR FUND-SCC 022 9000 (Unclaimed funds):							
0.00	7,740.96	7,740.96	0.00	0.00	5,000.00	2,740.96	64.59
=====							
*****TOTAL FOR FUND-SCC 022 9300 (OH HIGH SCHOOL ATH ASSOC FUND):							
60,000.00	0.00	60,000.00	21,747.38	0.00	455.00	37,797.62	37.00
=====							
*****TOTAL FOR FUND-SCC 024 9001 (MEDICAL AND DRUG/SELF INSURANCE FUNDS):							
8,229,857.01	38,142.99	8,268,000.00	5,248,937.75	606,202.58	1,404,206.60	1,614,855.65	80.47
=====							
*****TOTAL FOR FUND-SCC 024 9002 (DENTAL SELF INSURANCE FUNDS):							
675,000.00	0.00	675,000.00	444,820.81	55,778.83	0.00	230,179.19	65.90
=====							
*****TOTAL FOR FUND-SCC 024 9094 (FLEX PRO):							
149,251.50	748.50	150,000.00	124,359.04	21,695.41	98,805.58	73,164.62	148.78
=====							
*****TOTAL FOR FUND-SCC 027 0000 (WORKMANS COMP.-SELF INS):							
190,000.00	1,000.00	191,000.00	143,090.38	61,986.72	8,766.16	39,143.46	79.51
=====							
*****TOTAL FOR FUND-SCC 071 9013 (LOCAL SALES TAX PERMANENT IMPROVEMENTS):							
3,669,849.48	573,663.02	4,243,512.50	2,436,479.07	26,252.92	692,706.46	1,114,326.97	73.74
=====							
*****TOTAL FOR FUND-SCC 200 9110 (GARFIELD STUDENT COUNCIL/K-KIDS CLUB):							
1,200.00	0.00	1,200.00	548.82	0.00	150.00	501.18	58.24
=====							

Date: 03/08/18
Time: 8:18 am

MEDINA CITY SCHOOL DISTRICT
Appropriation Account Summary
SORTED BY FUND-SCC

Page: 8
(APPSUM)

FYTD Appropriated	Prior FY Carryover Encumbrances	FYTD Expendable	FYTD Actual Expenditures	MTD Actual Expenditures	Current Encumbrances	FYTD Unencumbered Balance	FYTD Percent Exp/Enc
*****TOTAL FOR FUND-SCC 200 9111 (GARFIELD CHESS CLUB):							
200.00	0.00	200.00	0.00	0.00	0.00	200.00	0.00
=====							
*****TOTAL FOR FUND-SCC 200 9121 (ELLA CANAVAN STUDENT COUNCIL):							
240.00	245.28	485.28	411.97	103.32	0.00	73.31	84.89
=====							
*****TOTAL FOR FUND-SCC 200 9185 (K-KIDS KIWANIS ACTIVITY CLUB-NORTHROP):							
2,300.00	119.92	2,419.92	572.92	0.00	591.28	1,255.72	48.11
=====							
*****TOTAL FOR FUND-SCC 200 9202 (CLAGGETT MIDDLE SCH. STUDENT COUNCIL):							
5,000.00	0.00	5,000.00	3,856.00	0.00	1,106.00	38.00	99.24
=====							
*****TOTAL FOR FUND-SCC 200 9205 (CLAGGETT MIDDLE SCH. BUILDERS CLUB):							
250.00	0.00	250.00	0.00	0.00	0.00	250.00	0.00
=====							
*****TOTAL FOR FUND-SCC 200 9209 (CLAGGETT MIDDLE SCHOOL DRAMA CLUB):							
4,000.00	0.00	4,000.00	3,096.36	1,882.04	194.98	708.66	82.28
=====							
*****TOTAL FOR FUND-SCC 200 9253 (BUILDERS' CLUB - ROOT M.S.):							
500.00	0.00	500.00	0.00	0.00	0.00	500.00	0.00
=====							
*****TOTAL FOR FUND-SCC 200 9254 (HONORS ACADEMY - ROOT):							
1,500.00	0.00	1,500.00	385.00	0.00	0.00	1,115.00	25.67
=====							
*****TOTAL FOR FUND-SCC 200 9256 (DRAMA CLUB - ROOT M.S.):							
6,923.00	0.00	6,923.00	569.00	0.00	3,431.00	2,923.00	57.78
=====							
*****TOTAL FOR FUND-SCC 200 9257 (ENVIRONMENTAL CLUB - ROOT M.S.):							
195.19	0.00	195.19	195.19	0.00	0.00	0.00	100.00
=====							

Date: 03/08/18
Time: 8:18 am

MEDINA CITY SCHOOL DISTRICT
Appropriation Account Summary
SORTED BY FUND-SCC

Page: 9
(APPSUM)

FYTD Appropriated	Prior FY Carryover Encumbrances	FYTD Expendable	FYTD Actual Expenditures	MTD Actual Expenditures	Current Encumbrances	FYTD Unencumbered Balance	FYTD Percent Exp/Enc
*****TOTAL FOR FUND-SCC 200 9258 (STUDENT COUNCIL - ROOT M.S.):							
1,300.00	0.00	1,300.00	518.78	16.30	898.00	116.78	108.98
=====							
*****TOTAL FOR FUND-SCC 200 9302 (ART CLUB):							
900.00	0.00	900.00	0.00	0.00	130.00	770.00	14.44
=====							
*****TOTAL FOR FUND-SCC 200 9303 (INTERNATIONAL CULTURAL EXPLORATION):							
360.00	0.00	360.00	67.70	0.00	292.30	0.00	100.00
=====							
*****TOTAL FOR FUND-SCC 200 9304 (CAREER ASSOCIATION):							
243.08	0.00	243.08	243.08	0.00	0.00	0.00	100.00
=====							
*****TOTAL FOR FUND-SCC 200 9305 (CHEMCLUB):							
300.00	0.00	300.00	167.39	42.44	132.61	0.00	100.00
=====							
*****TOTAL FOR FUND-SCC 200 9306 (OPERATION SMILE):							
650.00	0.00	650.00	0.00	0.00	650.00	0.00	100.00
=====							
*****TOTAL FOR FUND-SCC 200 9307 (CHOIR):							
33,000.00	9,508.88	42,508.88	14,207.31	840.00	26,301.57	2,000.00	95.30
=====							
*****TOTAL FOR FUND-SCC 200 9308 (COMPUTER CLUB):							
71.86	0.00	71.86	71.86	0.00	0.00	0.00	100.00
=====							
*****TOTAL FOR FUND-SCC 200 9309 (IMPROVE CLUB):							
4,300.00	0.00	4,300.00	0.00	0.00	4,300.00	0.00	100.00
=====							
*****TOTAL FOR FUND-SCC 200 9311 (CHESS CLUB):							
700.00	0.00	700.00	0.00	0.00	0.00	700.00	0.00
=====							

Date: 03/08/18
Time: 8:18 am

MEDINA CITY SCHOOL DISTRICT
Appropriation Account Summary
SORTED BY FUND-SCC

Page: 10
(APPSUM)

FYTD Appropriated	Prior FY Carryover Encumbrances	FYTD Expendable	FYTD Actual Expenditures	MTD Actual Expenditures	Current Encumbrances	FYTD Unencumbered Balance	FYTD Percent Exp/Enc
*****TOTAL FOR FUND-SCC 200 9312 (DRAMA CLUB):							
21,500.00	26,285.26	47,785.26	3,370.92	95.45	18,475.61	25,938.73	45.72
=====							
*****TOTAL FOR FUND-SCC 200 9315 (FELLOWSHIP OF CHRISTIAN ATHLETES):							
500.00	0.00	500.00	0.00	0.00	390.00	110.00	78.00
=====							
*****TOTAL FOR FUND-SCC 200 9316 (FRENCH CLUB):							
8.71	0.00	8.71	8.71	0.00	0.00	0.00	100.00
=====							
*****TOTAL FOR FUND-SCC 200 9318 (GIRLS LEADERSHIP CLUB):							
900.00	0.00	900.00	898.17	0.00	0.00	1.83	99.80
=====							
*****TOTAL FOR FUND-SCC 200 9321 (KEY CLUB):							
10,000.00	0.00	10,000.00	1,092.45	1,042.00	8,907.55	0.00	100.00
=====							
*****TOTAL FOR FUND-SCC 200 9323 (MEDINAMITE):							
3,000.00	0.00	3,000.00	413.24	314.00	2,586.76	0.00	100.00
=====							
*****TOTAL FOR FUND-SCC 200 9324 (MEDINIAN):							
10,000.00	0.00	10,000.00	6,886.72	0.00	3,113.28	0.00	100.00
=====							
*****TOTAL FOR FUND-SCC 200 9325 (MHS BAND):							
20,000.00	0.00	20,000.00	7,112.97	1,144.00	12,887.03	0.00	100.00
=====							
*****TOTAL FOR FUND-SCC 200 9326 (NATIONAL HONOR SOCIETY):							
3,500.00	0.00	3,500.00	94.89	0.00	2,905.11	500.00	85.71
=====							
*****TOTAL FOR FUND-SCC 200 9327 (ORCHESTRA):							
3,000.00	0.00	3,000.00	512.50	0.00	2,487.50	0.00	100.00
=====							

Date: 03/08/18
Time: 8:18 am

MEDINA CITY SCHOOL DISTRICT
Appropriation Account Summary
SORTED BY FUND-SCC

Page: 11
(APPSUM)

FYTD Appropriated	Prior FY Carryover Encumbrances	FYTD Expendable	FYTD Actual Expenditures	MTD Actual Expenditures	Current Encumbrances	FYTD Unencumbered Balance	FYTD Percent Exp/Enc
*****TOTAL FOR FUND-SCC 200 9330 (SCIENCE OLYMPIAD CLUB):							
136.98	0.00	136.98	136.98	0.00	0.00	0.00	100.00
=====							
*****TOTAL FOR FUND-SCC 200 9332 (SPANISH CLUB):							
5,280.00	0.00	5,280.00	2,236.90	1,049.45	3,043.10	0.00	100.00
=====							
*****TOTAL FOR FUND-SCC 200 9333 (STUDENT COUNCIL):							
43,000.00	1,110.28	44,110.28	28,593.96	1,061.85	15,516.32	0.00	100.00
=====							
*****TOTAL FOR FUND-SCC 200 9334 (WORK STUDY CLUB):							
5,316.20	0.00	5,316.20	5,316.20	0.00	0.00	0.00	100.00
=====							
*****TOTAL FOR FUND-SCC 200 9335 (LATIN CLUB):							
5,000.00	0.00	5,000.00	4,980.32	0.00	0.00	19.68	99.61
=====							
*****TOTAL FOR FUND-SCC 200 9336 (INTERACT ORGANIZATION):							
1,613.23	0.00	1,613.23	1,613.23	0.00	0.00	0.00	100.00
=====							
*****TOTAL FOR FUND-SCC 200 9337 (AMERICAN SIGN LANGUAGE CLUB):							
80.00	0.00	80.00	0.00	0.00	0.00	80.00	0.00
=====							
*****TOTAL FOR FUND-SCC 200 9339 (SPEECH/DEBATE CLUB):							
32,500.00	0.00	32,500.00	20,904.87	251.00	3,367.16	8,227.97	74.68
=====							
*****TOTAL FOR FUND-SCC 200 9340 (S. A. D. D.):							
2,000.00	0.00	2,000.00	481.38	0.00	1,518.62	0.00	100.00
=====							
*****TOTAL FOR FUND-SCC 200 9345 (INTERNATIONAL CLUB):							
4,793.96	0.00	4,793.96	4,793.96	0.00	0.00	0.00	100.00
=====							

Date: 03/08/18
Time: 8:18 am

MEDINA CITY SCHOOL DISTRICT
Appropriation Account Summary
SORTED BY FUND-SCC

Page: 12
(APPSUM)

FYTD Appropriated	Prior FY Carryover Encumbrances	FYTD Expendable	FYTD Actual Expenditures	MTD Actual Expenditures	Current Encumbrances	FYTD Unencumbered Balance	FYTD Percent Exp/Enc
*****TOTAL FOR FUND-SCC 200 9346 (PENGUIN BOWL/NOSE):							
550.00	0.00	550.00	500.00	250.00	0.00	50.00	90.91
=====							
*****TOTAL FOR FUND-SCC 200 9350 (TECHNOLOGY CLUB):							
3,400.00	0.00	3,400.00	1,011.83	58.95	688.17	1,700.00	50.00
=====							
*****TOTAL FOR FUND-SCC 200 9351 (THE JUNIOR STATESMEN OF AMERICA):							
1,194.43	0.00	1,194.43	1,194.43	0.00	0.00	0.00	100.00
=====							
*****TOTAL FOR FUND-SCC 200 9352 (VIDEO CLUB - SR HI):							
7,000.00	273.25	7,273.25	773.25	350.00	6,500.00	0.00	100.00
=====							
*****TOTAL FOR FUND-SCC 200 9353 (CHINESE CLUB):							
350.00	0.00	350.00	89.73	0.00	260.27	0.00	100.00
=====							
*****TOTAL FOR FUND-SCC 200 9355 (GENDER AND SEXUALITY ALLIANCE):							
2,400.00	0.00	2,400.00	96.28	0.00	192.50	2,111.22	12.03
=====							
*****TOTAL FOR FUND-SCC 200 9380 (V O F T):							
24,500.00	0.00	24,500.00	2,205.78	940.85	22,294.22	0.00	100.00
=====							
*****TOTAL FOR FUND-SCC 200 9416 (CLASS OF 2016):							
2,446.37	0.00	2,446.37	2,446.37	0.00	0.00	0.00	100.00
=====							
*****TOTAL FOR FUND-SCC 200 9417 (CLASS OF 2017):							
4,359.18	0.00	4,359.18	4,085.62	0.00	0.00	273.56	93.72
=====							
*****TOTAL FOR FUND-SCC 200 9418 (CLASS OF 2018):							
10,500.00	16,423.05	26,923.05	17,402.02	0.00	9,253.14	267.89	99.00
=====							

Date: 03/08/18
Time: 8:18 am

MEDINA CITY SCHOOL DISTRICT
Appropriation Account Summary
SORTED BY FUND-SCC

Page: 13
(APPSUM)

FYTD Appropriated	Prior FY Carryover Encumbrances	FYTD Expendable	FYTD Actual Expenditures	MTD Actual Expenditures	Current Encumbrances	FYTD Unencumbered Balance	FYTD Percent Exp/Enc
*****TOTAL FOR FUND-SCC 200 9419 (CLASS OF 2019):							
47,970.00	0.00	47,970.00	211.64	0.00	47,758.36	0.00	100.00
=====							
*****TOTAL FOR FUND-SCC 200 9420 (CLASS OF 2020):							
3,100.00	0.00	3,100.00	89.83	0.00	3,010.17	0.00	100.00
=====							
*****TOTAL FOR FUND-SCC 200 9421 (CLASS OF 2021):							
1,500.00	0.00	1,500.00	29.85	0.00	20.15	1,450.00	3.33
=====							
*****TOTAL FOR FUND-SCC 300 0000 (ATHLETIC FUND):							
395,793.94	20,906.06	416,700.00	272,683.96	20,000.56	61,740.42	82,275.62	80.26
=====							
*****TOTAL FOR FUND-SCC 300 9110 (GARFIELD FIELD TRIPS):							
10,000.00	0.00	10,000.00	433.22	0.00	0.00	9,566.78	4.33
=====							
*****TOTAL FOR FUND-SCC 300 9120 (CANAVAN FIELD TRIP):							
8,478.00	0.00	8,478.00	1,366.00	515.00	6,544.00	568.00	93.30
=====							
*****TOTAL FOR FUND-SCC 300 9130 (FENN FIELD TRIPS):							
14,500.00	0.00	14,500.00	5,929.11	0.00	0.00	8,570.89	40.89
=====							
*****TOTAL FOR FUND-SCC 300 9140 (HERITAGE FIELD TRIPS):							
6,887.00	0.00	6,887.00	5,293.00	0.00	0.00	1,594.00	76.85
=====							
*****TOTAL FOR FUND-SCC 300 9160 (BLAKE FIELD TRIPS):							
10,900.00	0.00	10,900.00	366.00	0.00	500.00	10,034.00	7.94
=====							
*****TOTAL FOR FUND-SCC 300 9170 (WAITE FIELD TRIPS):							
15,000.00	0.00	15,000.00	9,741.25	0.00	0.00	5,258.75	64.94
=====							

Date: 03/08/18
Time: 8:18 am

MEDINA CITY SCHOOL DISTRICT
Appropriation Account Summary
SORTED BY FUND-SCC

Page: 14
(APPSUM)

FYTD Appropriated	Prior FY Carryover Encumbrances	FYTD Expendable	FYTD Actual Expenditures	MTD Actual Expenditures	Current Encumbrances	FYTD Unencumbered Balance	FYTD Percent Exp/Enc
*****TOTAL FOR FUND-SCC 300 9180 (NORTHROP FIELD TRIPS):							
8,000.00	0.00	8,000.00	2,526.58	0.00	400.00	5,073.42	36.58
=====							
*****TOTAL FOR FUND-SCC 300 9201 (CLAGGETT MIDDLE SCH. BAND FUND):							
45,500.00	35.00	45,535.00	13,663.51	407.01	8,293.21	23,578.28	48.22
=====							
*****TOTAL FOR FUND-SCC 300 9208 (CLAGGETT - 6TH GRADE TRIPS):							
110,800.00	0.00	110,800.00	97,288.79	0.00	0.00	13,511.21	87.81
=====							
*****TOTAL FOR FUND-SCC 300 9250 (ROOT M.S. BAND FUND):							
19,750.00	48.00	19,798.00	10,207.24	78.81	6,053.23	3,537.53	82.13
=====							
*****TOTAL FOR FUND-SCC 300 9253 (ROOT M.S. BEEHIVE):							
667.91	32.09	700.00	280.05	104.09	400.00	19.95	97.15
=====							
*****TOTAL FOR FUND-SCC 300 9258 (ROOT - DISTRICT SUPERVISED ACTIVITIES):							
133,060.00	0.00	133,060.00	102,908.10	0.00	13,018.00	17,133.90	87.12
=====							
*****TOTAL FOR FUND-SCC 300 9259 (ROOT DANCE TEAM):							
528.00	0.00	528.00	528.00	0.00	0.00	0.00	100.00
=====							
*****TOTAL FOR FUND-SCC 300 9301 (BOWLING CLUB):							
3,200.00	0.00	3,200.00	0.00	0.00	0.00	3,200.00	0.00
=====							
*****TOTAL FOR FUND-SCC 300 9302 (MENS VOLLEYBALL):							
5,340.00	0.00	5,340.00	250.00	175.00	5,090.00	0.00	100.00
=====							
*****TOTAL FOR FUND-SCC 300 9303 (HUDDLE/SHUDDLE):							
1,500.00	72.52	1,572.52	827.21	0.00	592.79	152.52	90.30
=====							

Date: 03/08/18
Time: 8:18 am

MEDINA CITY SCHOOL DISTRICT
Appropriation Account Summary
SORTED BY FUND-SCC

Page: 15
(APPSUM)

FYTD Appropriated	Prior FY Carryover Encumbrances	FYTD Expendable	FYTD Actual Expenditures	MTD Actual Expenditures	Current Encumbrances	FYTD Unencumbered Balance	FYTD Percent Exp/Enc
*****TOTAL FOR FUND-SCC 300 9304 (LINK CREW):							
4,860.00	0.00	4,860.00	2,096.43	0.00	2,763.57	0.00	100.00
=====							
*****TOTAL FOR FUND-SCC 300 9305 (MHS DANCE TEAM):							
1,450.54	0.00	1,450.54	0.00	0.00	0.00	1,450.54	0.00
=====							
*****TOTAL FOR FUND-SCC 300 9313 (DRAMA/MUSICAL):							
10,210.00	547.74	10,757.74	10,723.82	10,176.08	0.00	33.92	99.68
=====							
*****TOTAL FOR FUND-SCC 300 9325 (MHS BAND TRIP):							
0.00	0.00	0.00	600.32	600.32	0.00	600.32-	0.00
=====							
*****TOTAL FOR FUND-SCC 300 9334 (BEEHIVE CAFE):							
21,550.00	0.00	21,550.00	11,831.03	1,760.72	10,348.02	629.05-	102.92
=====							
*****TOTAL FOR FUND-SCC 300 9380 (V O F T):							
640.58	0.00	640.58	640.58	0.00	0.00	0.00	100.00
=====							
*****TOTAL FOR FUND-SCC 401 9016 (AUXILIARY FUNDS/ST FRANCIS):							
7,447.55	0.00	7,447.55	7,447.55	0.00	0.00	0.00	100.00
=====							
*****TOTAL FOR FUND-SCC 401 9017 (AUXILIARY FUNDS/ST FRANCIS):							
14,644.43	41,750.85	56,395.28	56,357.87	0.00	0.00	37.41	99.93
=====							
*****TOTAL FOR FUND-SCC 401 9018 (AUXILIARY FUNDS/ST FRANCIS):							
387,817.50	0.00	387,817.50	171,221.15	14,504.94	13,095.77	203,500.58	47.53
=====							
*****TOTAL FOR FUND-SCC 401 9026 (AUX FUNDS NURTURY):							
5,654.05	0.00	5,654.05	5,654.05	0.00	0.00	0.00	100.00
=====							

Date: 03/08/18
Time: 8:18 am

MEDINA CITY SCHOOL DISTRICT
Appropriation Account Summary
SORTED BY FUND-SCC

Page: 16
(APPSUM)

FYTD Appropriated	Prior FY Carryover Encumbrances	FYTD Expendable	FYTD Actual Expenditures	MTD Actual Expenditures	Current Encumbrances	FYTD Unencumbered Balance	FYTD Percent Exp/Enc
*****TOTAL FOR FUND-SCC 401 9027 (AUX FUNDS NURTURY):							
814.41	554.63	1,369.04	1,296.14	0.00	0.00	72.90	94.68
=====							
*****TOTAL FOR FUND-SCC 401 9028 (AUX FUNDS NURTURY):							
13,944.00	0.00	13,944.00	2,731.10	0.00	0.00	11,212.90	19.59
=====							
*****TOTAL FOR FUND-SCC 401 9036 (AUX FUNDS MCA):							
2,560.07	0.00	2,560.07	2,560.07	0.00	0.00	0.00	100.00
=====							
*****TOTAL FOR FUND-SCC 401 9037 (AUX FUNDS MCA):							
15.53	34,970.84	34,986.37	34,674.10	0.00	0.00	312.27	99.11
=====							
*****TOTAL FOR FUND-SCC 401 9038 (AUX FUNDS MCA):							
140,311.50	0.00	140,311.50	102,426.05	6,634.19	4,104.45	33,781.00	75.92
=====							
*****TOTAL FOR FUND-SCC 401 9046 (AUX FUNDS KIDS COUNTRY):							
1,234.24	0.00	1,234.24	1,234.24	0.00	0.00	0.00	100.00
=====							
*****TOTAL FOR FUND-SCC 401 9047 (AUX FUNDS KIDS COUNTRY):							
42.89	6,145.24	6,188.13	6,355.16	0.00	0.00	167.03	102.70
=====							
*****TOTAL FOR FUND-SCC 401 9048 (AUX FUNDS KIDS COUNTRY):							
13,072.50	0.00	13,072.50	0.00	0.00	0.00	13,072.50	0.00
=====							
*****TOTAL FOR FUND-SCC 451 9018 (CONNECTIVITY FY18):							
19,800.00	0.00	19,800.00	0.00	0.00	0.00	19,800.00	0.00
=====							
*****TOTAL FOR FUND-SCC 463 9017 (ALT ED):							
219.48	0.00	219.48	219.48	0.00	0.00	0.00	100.00
=====							

Date: 03/08/18
Time: 8:18 am

MEDINA CITY SCHOOL DISTRICT
Appropriation Account Summary
SORTED BY FUND-SCC

Page: 17
(APPSUM)

FYTD Appropriated	Prior FY Carryover Encumbrances	FYTD Expendable	FYTD Actual Expenditures	MTD Actual Expenditures	Current Encumbrances	FYTD Unencumbered Balance	FYTD Percent Exp/Enc
*****TOTAL FOR FUND-SCC 516 9017 (TITLE VI-B):							
212,872.15	5,033.91	217,906.06	217,906.06	0.00	0.00	0.00	100.00
=====							
*****TOTAL FOR FUND-SCC 516 9018 (TITLE VI-B):							
1,475,777.75	0.00	1,475,777.75	773,241.87	98,029.87	40,984.46	661,551.42	55.17
=====							
*****TOTAL FOR FUND-SCC 551 9118 (TITLE III LEP):							
10,743.48	0.00	10,743.48	10,743.48	0.00	0.00	0.00	100.00
=====							
*****TOTAL FOR FUND-SCC 572 9017 (TITLE I):							
111,270.90	43,068.24	154,339.14	154,339.14	0.00	0.00	0.00	100.00
=====							
*****TOTAL FOR FUND-SCC 572 9018 (TITLE I):							
554,638.46	0.00	554,638.46	215,337.21	28,224.46	23,209.60	316,091.65	43.01
=====							
*****TOTAL FOR FUND-SCC 572 9117 (TITLE I-D):							
84,431.37	35,294.80	119,726.17	119,726.17	0.00	0.00	0.00	100.00
=====							
*****TOTAL FOR FUND-SCC 572 9118 (TITLE I-D):							
111,256.24	0.00	111,256.24	24,023.82	3,608.78	5,589.95	81,642.47	26.62
=====							
*****TOTAL FOR FUND-SCC 587 9017 (PRESCHOOL):							
3,580.50	4,702.34	8,282.84	8,282.84	0.00	0.00	0.00	100.00
=====							
*****TOTAL FOR FUND-SCC 587 9018 (PRESCHOOL):							
54,133.22	0.00	54,133.22	15,901.25	2,131.86	4,003.85	34,228.12	36.77
=====							
*****TOTAL FOR FUND-SCC 590 9017 (TITLE II-A):							
861.99-	4,581.82	3,719.83	3,719.83	0.00	0.00	0.00	100.00
=====							

Date: 03/08/18
Time: 8:18 am

MEDINA CITY SCHOOL DISTRICT
Appropriation Account Summary
SORTED BY FUND-SCC

Page: 18
(APPSUM)

FYTD Appropriated	Prior FY Carryover Encumbrances	FYTD Expendable	FYTD Actual Expenditures	MTD Actual Expenditures	Current Encumbrances	FYTD Unencumbered Balance	FYTD Percent Exp/Enc
*****TOTAL FOR FUND-SCC 590 9018 (TITLE II-A) :							
141,737.30	0.00	141,737.30	86,112.76	7,157.20	31,179.99	24,444.55	82.75
=====							
*****TOTAL FOR FUND-SCC 599 9018 (TITLE IV-A STUDENT SUPPORT AND ACADEMIC ENR) :							
12,697.89	0.00	12,697.89	6,528.70	1,208.72	0.00	6,169.19	51.42
=====							
*****GRAND TOTALS:							
106,770,988.74	1,916,996.50	108,687,985.24	68,821,312.23	6,294,936.86	6,325,677.53	33,540,995.48	69.14
=====							

GENERAL FUND-TRUE DAYS CASH

Includes Emergency Levy

