

Medina City Schools

General Fund Analysis

February 28, 2019

	2018-2019 Original Estimate (1)	Y-T-D Actual July 2018 - June 2019 (2)	Percent	Variance (3)
Beginning Balance - July 1, 2018		58,638,114.57		0.00
General Fund	40,167,539.65			
Other Funds - Emergency Levy	18,470,574.92			
Revenue	<u>76,696,915.00</u>	<u>66,178,983.04</u>	<u>86.3%</u>	<u>10,517,931.96</u>
	76,696,915.00	66,178,983.04		10,517,931.96
Expenditures	81,613,860.00	51,547,633.16	63.2%	30,066,226.84
Encumbrance	<u>946,300.00</u>	<u>2,268,048.84</u>		<u>-1,321,748.84</u>
	82,560,160.00	53,815,682.00		28,744,478.00
Ending Balance - June 30, 2019	<u>52,774,869.57</u>	<u>71,001,415.61</u>		<u>-18,226,546.04</u>

Original Estimate revenue, expenditure and encumbrance taken from May 2018 five-year forecast
Includes November 2013 Emergency Levy

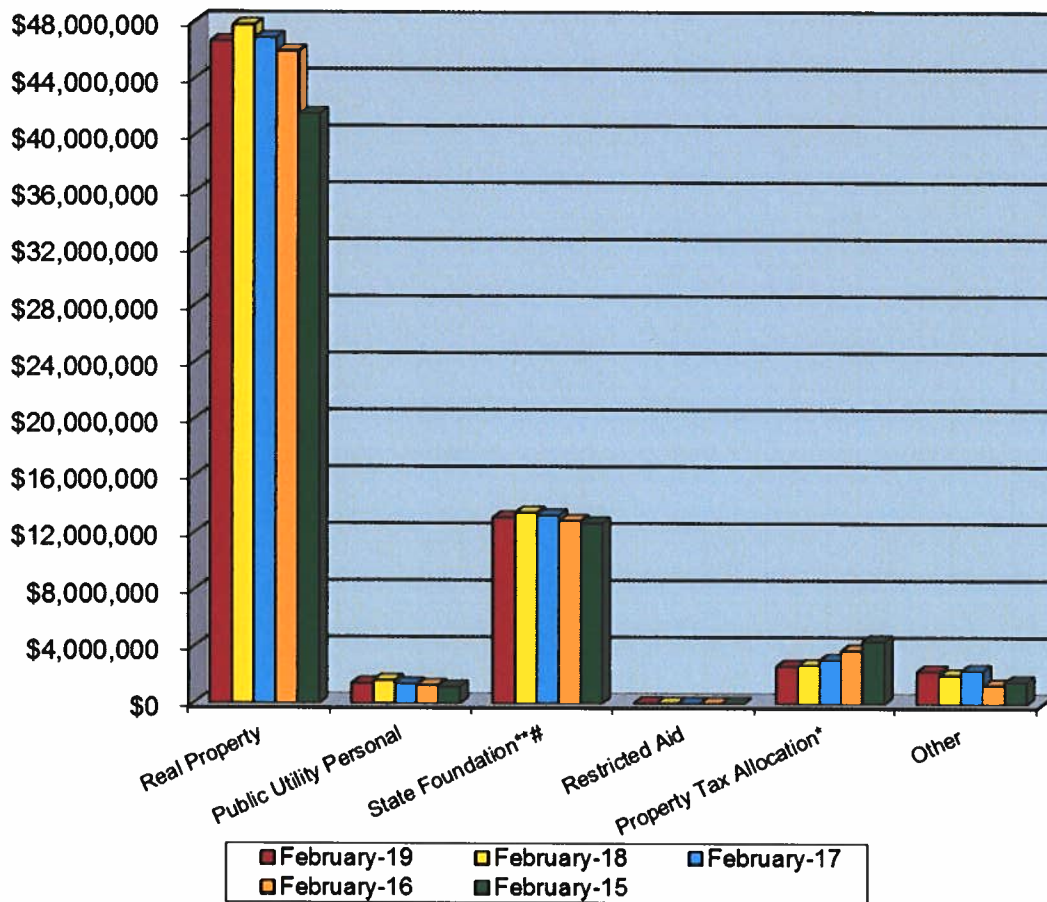
General Fund Summary

February 2019

Revenues

1. Real Property Taxes – Total Real Property Taxes received from the beginning of the fiscal year until February 28, 2019 is \$46,649,267.13. This is a decrease of 2.4% below last year's taxes received at this time. \$23,530,570.00 was collected in February.
2. Public Utility Personal Property Taxes – Total Public Utility Personal Property Taxes received from the beginning of the fiscal year until February 28, 2019 is \$1,422,879.87. These monies are distributed upon settlement from the County Auditor. This amount is listed in a separate line for State and five-year forecasting purposes. \$-0- had been transferred in February.
3. State Foundation – State Foundation monies received from the State of Ohio from the beginning of the fiscal year until February 28, 2019 total \$13,090,465.32. This is a decrease of 2.6% below last year's foundation money received at this time. This includes \$363,130.42 from Casino revenues for the year. Casino Revenue is up \$6,407.75 above last year. \$1,538,430.26 was collected in February.
4. Restricted Aid – Restricted Aid monies are for Career Tech funding and Economically Disadvantaged Students. Monies received from the beginning of the fiscal year until February 28, 2019 total \$54,692.72. \$6,527.91 was collected in February.
5. Homestead and Rollback – Monies received from the State of Ohio from the beginning of the fiscal year until February 28, 2019 total \$2,652,827.21. Receipts are based upon the real property taxes collected and Homestead filings with the County Auditor. \$-0- was collected in February.
6. Other – Other monies received from the beginning of the fiscal year until February 28, 2019 total \$2,308,850.79. This is an increase of 13.4% above last year at this time and is due to Preschool Tuition, Tuition from Other Districts, Investment Income, Creative Abatements, Field Trip Funding, Medicare Funding, Refund of Prior Years Expense, and Medicare Settlement. \$249,298.22 was collected in February.

General Fund Revenue



	February-19	February-18	February-17	February-16	February-15	Current Forecast
Real Property	\$46,649,267	\$47,800,324	\$46,892,104	\$45,919,837	\$41,518,152	\$46,623,936
Public Utility Personal	\$1,422,880	\$1,633,842	\$1,384,942	\$1,278,953	\$1,162,428	\$2,931,441
State Foundation**	\$13,090,465	\$13,436,350	\$13,250,879	\$12,865,917	\$12,692,014	\$19,304,274
Restricted Aid	\$54,693	\$22,811	\$14,065	\$5,242	\$4,231	\$83,606
Property Tax Allocation*	\$2,652,827	\$2,696,725	\$3,074,694	\$3,742,633	\$4,399,021	\$5,257,911
Other	\$2,308,851	\$2,036,220	\$2,329,348	\$1,321,100	\$1,544,222	\$3,162,646
Total	\$66,178,983	\$67,626,272	\$66,946,032	\$65,133,683	\$61,320,067	\$77,363,814
State %	23.9%	23.9%	24.4%	25.5%	27.9%	

* Includes Homestead/Rollback, Tangible Personal Property Tax Fixed Rate Loss Reimbursement and Electric Deregulation.

** Includes Casino Revenue in State Foundation beginning January 2013 and Economic Disadvantaged Funding in November 2013.

Includes a one time Hold Harmless on TPP in May 2016

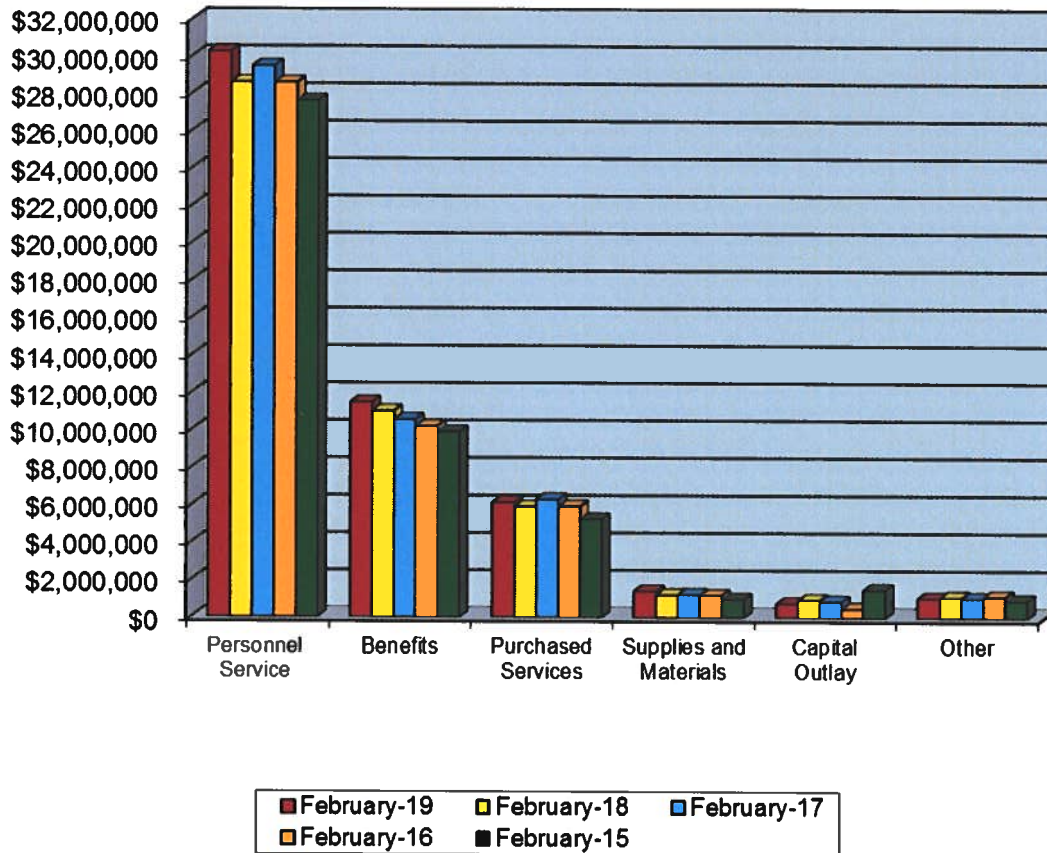
General Fund Summary

February 2019

Expenditures

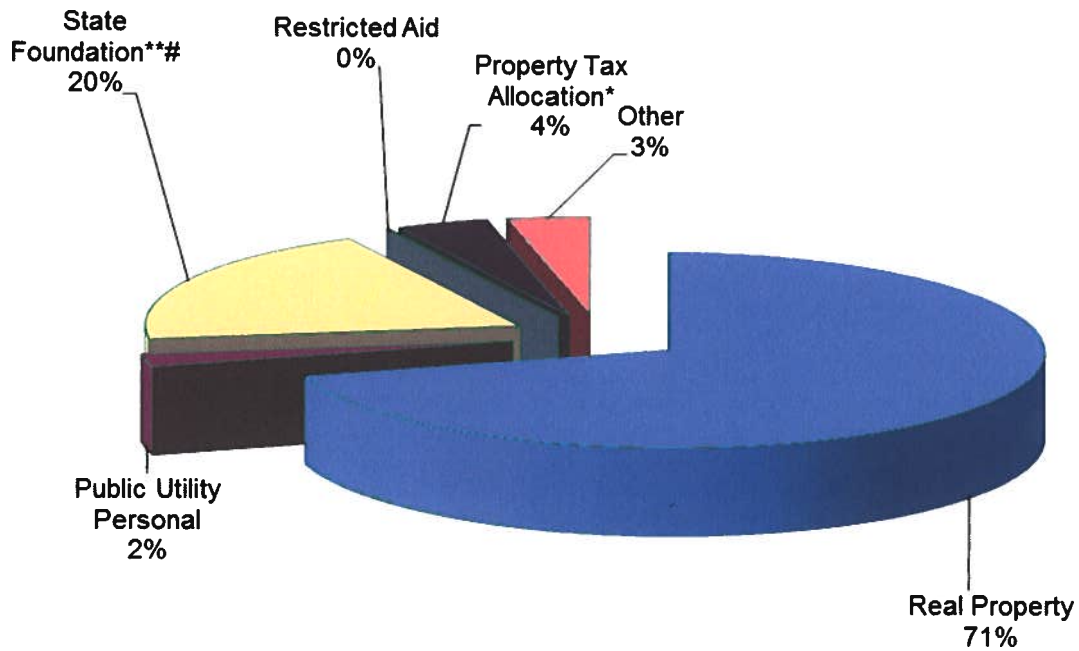
1. Personnel Services– The costs for personnel services for the School District from the beginning of the fiscal year until February 28, 2019 was \$30,249,070.47. This was an increase of 5.8% above last year at this time. \$3,597,677.65 was spent in February.
2. Benefits – The cost for benefits for the School District from the beginning of the fiscal year until February 28, 2019 was \$11,493,872.58. This was an increase of 4.2% above last year at this time. \$1,380,930.26 was spent in February.
3. Purchased Services – The cost for purchased services for the district from the beginning of the fiscal year until February 28, 2019 total \$6,144,308.90. This was a 3.8% increase above last year at this time and is due to Professional Services, Nursing Services, Repair Services, Garbage Removal, Insurances, Rentals, Leases, Travel, Telephone, Gas, Information Services, Other Tuition, and Open Enrollment. \$779,570.38 was spent in February.
4. Supplies and Materials – The cost for supplies and materials for the district from the beginning of the fiscal year until February 28, 2019 total \$1,412,469.09. This was a 15.8% increase above last year at this time. Preschool Supplies, Nursing Supplies, Textbooks, Media Supplies, Periodicals, Newspapers, Electronic Subscriptions, Custodial/Maintenance Supplies, Transportation Supplies, and Tires account for this increase. \$16,144.76 was spent in February.
5. Capital Outlay – The cost for capital outlay for the district from the beginning of the fiscal year until February 28, 2019 total \$759,298.19. This was a 19.5% decrease below last year at this time and was mainly due to Classroom Equipment, Middle School Equipment, Maintenance Equipment, and Transportation Equipment expense at this time last year. \$63,208.85 was spent in February.
6. Other – The cost of other expenditures excluding transfers for the district was \$1,060,613.94 for the fiscal year until February 28, 2019. This was a 4.2% decrease below last year at this time. \$155,693.96 was spent in February. Dues and Fees, District Audit, County Board Service, and Information Service Awards and Prizes costs makes up the majority of this decrease.

General Fund Expenditures

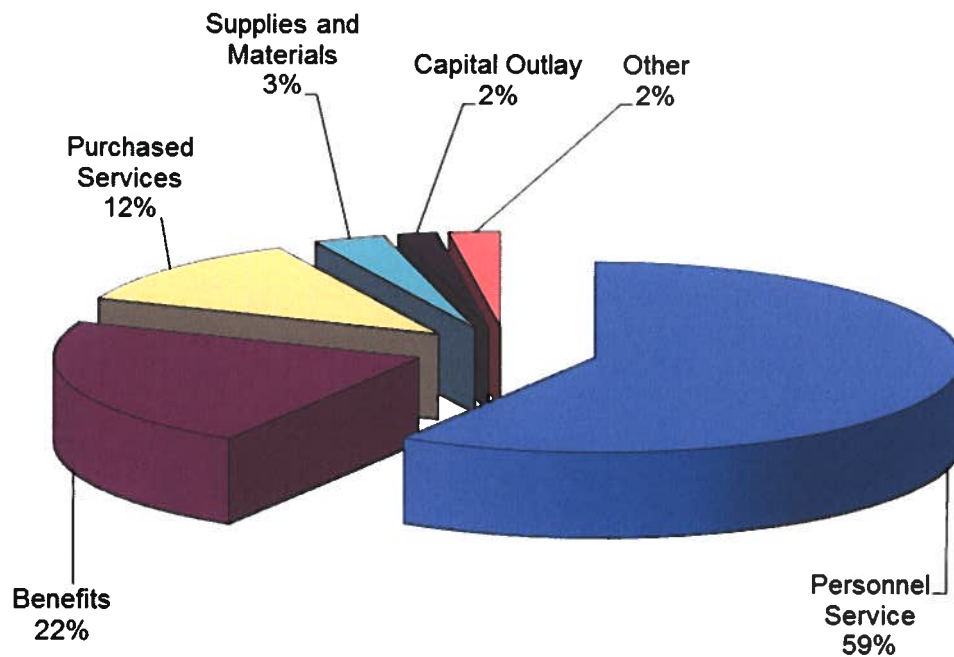


	February-19	February-18	February-17	February-16	February-15	Current Forecast
Personnel Service	\$30,249,070	\$28,597,767	\$29,482,556	\$28,589,037	\$27,614,255	\$47,863,250
Benefits	\$11,493,873	\$11,030,003	\$10,568,313	\$10,214,948	\$9,919,201	\$17,567,947
Purchased Services	\$6,144,309	\$5,918,714	\$6,312,782	\$5,938,391	\$5,247,687	\$9,597,447
Supplies and Materials	\$1,412,469	\$1,219,709	\$1,225,521	\$1,191,640	\$982,114	\$2,047,396
Capital Outlay	\$759,298	\$943,270	\$873,429	\$489,147	\$1,492,804	\$1,485,021
Other	\$1,060,614	\$1,106,583	\$1,043,035	\$1,146,664	\$934,905	\$1,919,056
Transfers and Adv., Etc.	\$428,000	\$453,988	\$452,956	\$486,731	\$309,832	\$855,706
Other than Debt						
Total	\$51,547,633	\$49,270,034	\$49,958,593	\$48,056,557	\$46,500,798	\$81,335,827

Current General Fund Revenue



Current General Fund Expenditures



FEBRUARY 2019

MEDINA CITY SCHOOLS BANK REC

Balance

Bank Balance - Regular Account

4,925,780.70

Petty Cash

Financial Checks Outstanding

488,926.35

Worker Comp Outstanding

0.00

Flex O/S Checks

293.05

Payroll Checks Outstanding

1,337.71

490,557.11

4,435,223.59

Flex Spending Bank Acct

24,090.53

24,090.53

Investments:

Sweep Account

0.00

Redtree Investments

23,165,205.20

T. Rowe - Collins

324,481.69

T. Rowe - Bushman

0.00

Scudder - Collins

301,498.37

Scudder - Bushman

5,624.48

Kanehl Stocks

4,979.46

Star Ohio (22923)

36,267,471.06

Multi-Bank Securities

16,319,000.00

Multi-Bank Money Market

8,290.36

Multi-Bank Accrued Interest

Fifth Third Securities

9,899,963.30

Fifth Third Accd Interest

Fifth Third Money Market

479,177.81

Total

86,775,691.73

91,235,005.85

Adjustments

Deposits in Transit

3,839.79

Expenses not posted

381.86

Total

4,221.65

91,239,227.50

MCSD Balance

91,239,227.50

Difference Between Bank vs. Book

0.00

Medina City Schools

Sales Tax Update

Date	Sales Tax Description	Receipts	Expenditures	Balance
July 1, 2018	Beginning Balance (071) Sales Tax and (002-9012) Bond			\$3,368,024.17
July	Trustee Fee for COPs		\$1,250.00	\$3,366,774.17
	6-Month Asbestos Surveillance Inspection and Reports		\$525.00	\$3,366,249.17
	Total Bleacher System and Grandstand Inspection Districtwide		\$4,968.00	\$3,361,281.17
	Installation of Carpet in Three Offices at Heritage		\$1,260.00	\$3,360,021.17
	MHS Roof Replacement Project		\$215,100.00	\$3,144,921.17
	Project Bidding and Construction Tasks - Transportation		\$2,000.00	\$3,142,921.17
	Engineering, Bidding and Construction Tasks - Tennis Courts		\$500.00	\$3,142,421.17
	Consultant Fee for Demolition and Replacement of Roof at HS		\$3,135.00	\$3,139,286.17
	Sales Tax Distribution	\$722,408.17		\$3,861,694.34
	Vinyl Floor Replacement at Blake		\$4,075.00	\$3,857,619.34
	Fleet Master Lease Agreement		\$9,519.82	\$3,848,099.52
	Hot Water Tanks at Claggett		\$17,770.00	\$3,830,329.52
	Architect and Blueprint Fees for Claggett Improvement Project		\$2,842.92	\$3,827,486.60
August	Locker Bay Conversion to Classrooms - Root		\$60,800.00	\$3,766,686.60
	Project Bidding and Construction Tasks - Transportation		\$1,694.50	\$3,764,992.10
	Engineering, Bidding and Construction Tasks - Tennis Courts		\$750.00	\$3,764,242.10
	Fleet Master Lease Agreement		\$9,519.82	\$3,754,722.28
	Architect, Engineer and Project Manager for Root Locker Renovation		\$7,084.09	\$3,747,638.19
	MHS Roof Replacement Project		\$79,200.00	\$3,668,438.19
	Metal Lockers - Delivered, Assembled, Installed Root		\$13,167.00	\$3,655,271.19
	Consultant Fee for Demolition and Replacement of Roof at MHS		\$3,135.00	\$3,652,136.19
September	Claggett MS Cafeteria Improvements		\$102,030.00	\$3,550,106.19
	Architect, Engineer and Project Manager Fees for Root Locker Bay Proj		\$1,545.46	\$3,548,560.73
	Project Bidding and Construction Tasks at Transportation Facility		\$13,648.00	\$3,534,912.73
	Engineering, Bidding and Construction Tasks at Tennis Courts		\$3,000.00	\$3,531,912.73
	Fleet Master Lease Agreement		\$9,519.82	\$3,522,392.91
	Exterior Door for Mechanical Room at Claggett		\$3,395.00	\$3,518,997.91
	Blinds and Installation for Various Classrooms at Garfield		\$7,171.00	\$3,511,826.91
	Blinds and Installation for Various Classrooms at Claggett		\$3,744.00	\$3,508,082.91
October	Transportation Paving Project		\$399,717.23	\$3,108,365.68
	EIFS Repair and Painting at Blake		\$19,000.00	\$3,089,365.68
	Transfer Funds Placed in Account in Error		\$8,000.00	\$3,081,365.68
	Sales Tax Distribution	\$841,911.37		\$3,923,277.05
	Fleet Master Lease Agreement		\$9,519.82	\$3,913,757.23
	Architect, Engineer and PM Fee for Root Locker Bay Conversion		\$1,002.04	\$3,912,755.19
	Engineering, Bidding and Construction Task - Tennis Courts		\$600.00	\$3,912,155.19
	MHS Tennis Court Repair		\$194,652.50	\$3,717,502.69
	Two Doors for Cafeteria from Kitchen at Claggett		\$3,420.00	\$3,714,082.69
	Locker Bay Conversion, Operable Partition - Root		\$62,488.00	\$3,651,594.69
November	COP's Principal and Interest		\$1,276,815.02	\$2,374,779.67
	Fleet Master Lease Agreement		\$9,519.82	\$2,365,259.85
	Special Lite FRP Entry Units/Upgrade to Half Glass		\$14,600.00	\$2,350,659.85
	Additional Cost to MHS Tennis Court Improvement/Repairs		\$33,836.99	\$2,316,822.86
December	Fleet Master Lease Agreement		\$9,519.82	\$2,307,303.04
	Consultant Fee for Demolition and Replacement of Roof at High School		\$3,135.00	\$2,304,168.04
	Project Bidding and Construction Tasks at Transportation Facility		\$4,350.50	\$2,299,817.54
January 2019	6-Month Asbestos Surveillance Inspection and Reports		\$525.00	\$2,299,292.54
	Fleet Master Lease Agreement		\$9,519.82	\$2,289,772.72
	MHS Roof Replacement P		\$47,132.19	\$2,242,640.53
	Sales Tax Distribution	\$834,785.58		\$3,077,426.11
February	Fleet Master Lease Agreement		\$9,519.82	\$3,067,906.29
	Bundled Pricing for Transportation Radios		\$129,837.14	\$2,938,069.15
	Project Bidding and Construction Tasks for Improvements to Transportation		\$525.00	\$2,937,544.15
	Engineering, Bidding and Construction Tasks for Tennis Court Repair		\$400.00	\$2,937,144.15
	Northrop Connector Trail Consulting		\$1,042.50	\$2,936,101.65
	Root Middle School Partitions		\$2,015.00	\$2,934,086.65
	Fiscal Year Totals	\$2,399,105.12	\$2,833,042.64	

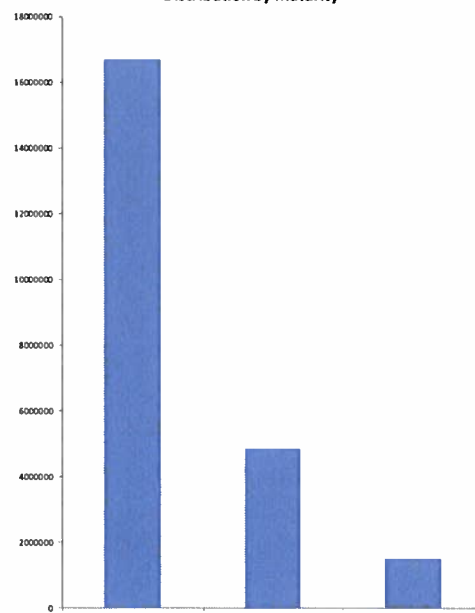
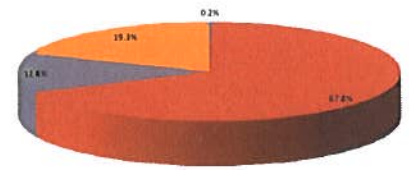
Medina City Schools

Recreation Center Update

Date	Description	District Revenue	District Expenses	City Reimbursements	Total Balance
July 1, 2018	Beginning Balance (003-9001)				\$ 593,959.31
07/25/18	Donation - Partner Mktg	\$240.09			\$ 594,199.40
08/07/18	Services Provided for Repair of Flooring			\$480.00	\$ 594,679.40
08/07/18	Balance Due on Gym Flooring Upgrade			\$6,609.80	\$ 601,289.20
08/09/18	Women's Locker Room Painting		\$2,340.00		\$ 598,949.20
08/09/18	Tile Repair		\$1,523.06		\$ 597,426.14
08/20/18	Draper Top Roll Divider Curtain for Field House		\$10,957.50		\$ 586,468.64
08/20/18	Labor and Materials to Repair Bird Holes in EIF's		\$4,475.00		\$ 581,993.64
09/12/18	Rubber Stair Treads/Landing Rubber Tile/Remv		\$4,470.00		\$ 577,523.64
09/12/18	Elevator Flooring Replacement		\$770.00		\$ 576,753.64
10/08/18	Draper Top Roll Divider Curtain for Field House			\$11,730.00	\$ 588,483.64
10/08/18	Tile Repair			\$761.53	\$ 589,245.17
10/08/18	Women's Locker Room Painting			\$1,170.00	\$ 590,415.17
10/30/18	Running Belt/17" Idler Shaft/Drive Shaft - Mercury		\$9,309.50		\$ 581,105.67
11/06/18	Monarch		\$0.00	\$2,620.00	\$ 583,725.67
11/09/18	Line Replacement at MCRC		\$1,250.00		\$ 582,475.67
11/09/18	Replacement of Corrode Hardware for Lights		\$6,073.40		\$ 576,402.27
11/19/18	Per Quote 000793 Rec Center Cameras		\$3,128.00		\$ 573,274.27
11/29/18	MRC Account Error 03-21-18		(\$1,725.03)		\$ 574,999.30
12/11/18	Per Quote 000793 Rec Center Cameras		\$3,274.00		\$ 571,725.30
12/27/18	Running Belt/17" Idler Shaft/Drive Shaft - Mercury			\$4,654.75	\$ 576,380.05
12/27/18	Replacement of Corrode Hardware for Lights			\$3,036.70	\$ 579,416.75
12/27/18	Line Replacement at MCRC			\$625.00	\$ 580,041.75
12/27/18	Stainless Steel Switchplate Engraving			\$100.00	\$ 580,141.75
01/08/19	Donation - Partner Mktg	\$2,315.69			\$ 582,457.44
01/08/19	Labor and Materials to Repair Bird Holes in EIF's			\$2,237.50	\$ 584,694.94
01/08/19	Per Quote 000793 Rec Center Cameras			\$3,201.00	\$ 587,895.94
01/08/19	Paving Program Engineering, Bidding, and Construction			\$1,350.00	\$ 589,245.94
01/08/19	Men's Single and Two Tier Locker Refinishing			\$1,554.00	\$ 590,799.94
01/08/19	Tile Repair			\$310.00	\$ 591,109.94
01/22/19	Transfer from 001 (Difference will be made in February)	\$10,000.00			\$ 601,109.94
02/01/19	Correction of Transfer from 001	\$90,000.00			\$ 691,109.94
02/21/19	MCRC Slide Landing and Stair Concrete Repair		\$14,575.00		\$ 676,534.94
Total Revenues, Expenditures and Reimbursements		\$ 102,555.78	\$ 60,420.43	\$ 40,440.28	

Monthly Investment Summary
Medina City School District
US Bank Custodian Acct Ending x70982
 February 28, 2019

Monthly Cash Flow Activity		Market Value Summary				
From 01-31-19 through 02-28-19		Security Type	Market Value	Pct. Assets	Avg Yield at Cost	Wght Avg Mat
Beginning Book Value	23,130,479.84	Money Market Fund				
Contributions	0.00	MONEY MARKET FUND	37,933.05	0.2	2.28	0.00
Withdrawals	0.00	Fixed Income				
Realized Gains/Losses	8,750.00	U.S. GOVERNMENT AGENCY NOTES	15,608,687.15	67.6	1.32	0.94
Gross Interest Earnings	25,975.36	U.S. TREASURY BILLS	4,439,292.21	19.2	2.46	0.20
Ending Book Value	23,165,205.20	U.S. TREASURY NOTES	2,937,443.15	12.7	2.56	0.64
		Accrued Interest	55,200.35	0.2		
		TOTAL PORTFOLIO	23,078,555.91	100.0	1.70	0.76

Maturity Distribution		Security Type Allocation	
<p align="center">Distribution by Maturity</p> 			

Disclosures:

RedTree's internal accounting system is used as the source of the market value of this account. Although obtained from a source believed to be reliable, we cannot guarantee its accuracy. You should review all account statements provided by the custodian and compare with the statements provided by RedTree.

Questions? Call 888.596.2293 or email info@redtreeinv.com

Portfolio Holdings Report
Medina City School District
US Bank Custodian Acct Ending x70982
 February 28, 2019

Quantity	Cusip	Security Description	Moody's	S&P	Cost Basis	Market Value	Yield at Cost	Wtd Maturity	Purchase Date
U.S. GOVERNMENT AGENCY NOTES									
2,220,000	3137EADZ9	Federal Home Ln Mtg 1.125% Due 04-15-19	Aaa	AA+	2,219,267.40	2,216,614.50	1.14	0.13	03-21-16
2,500,000	3135G0K93	Federal Natl Mtg Assoc 1.250% Due 06-28-19	Aaa	AA+	2,500,000.00	2,489,770.00	1.25	0.33	06-28-16
2,140,000	3130A9EP2	Federal Home Ln Bank 1.000% Due 09-26-19	Aaa	AA+	2,139,807.40	2,121,893.46	1.00	0.57	09-30-16
40,000	3130A9EP2	Federal Home Ln Bank 1.000% Due 09-26-19	Aaa	AA+	39,946.20	39,661.56	1.05	0.57	10-31-16
2,420,000	3136G2RQ2	Federal Natl Mtg Assoc 1.400% Due 10-29-19	Aaa	AA+	2,420,000.00	2,401,813.70	1.40	0.66	10-29-15
1,270,000	3136G3J71	Federal Natl Mtg Assoc 1.420% Due 07-27-20	Aaa	AA+	1,270,000.00	1,247,439.72	1.42	1.38	07-27-16
1,520,000	3136G35C5	Federal Natl Mtg Assoc 1.400% Due 08-28-20	Aaa	AA+	1,520,000.00	1,492,352.72	1.40	1.47	08-30-16
2,130,000	3136G4AL7	Federal Natl Mtg Assoc 1.500% Due 09-30-20	Aaa	AA+	2,130,000.00	2,095,711.26	1.50	1.55	09-30-16
1,545,000	3136G34Y8	Federal Natl Mtg Assoc 1.600% Due 08-24-21	Aaa	AA+	1,545,000.00	1,503,430.23	1.60	2.42	08-30-16
Accrued Interest						51,533.88			
					15,784,021.00	15,660,221.03	1.32	0.94	
U.S. TREASURY NOTES									
1,615,000	912828TN0	US Treasury Note 1.000% Due 08-31-19	Aaa	AA+	1,602,319.73	1,602,635.56	2.53	0.49	02-21-19
1,345,000	912828G95	US Treasury Note 1.625% Due 12-31-19	Aaa	AA+	1,333,021.09	1,334,807.59	2.60	0.82	01-24-19
Accrued Interest						3,666.47			
					2,935,340.82	2,941,109.62	2.56	0.64	
U.S. TREASURY BILLS									
1,000,000	912796RG6	US Treasury Bill 0.000% Due 04-11-19	P-1	A-1+	987,967.78	997,255.00	2.41	0.12	10-11-18
1,185,000	912796QC6	US Treasury Bill 0.000% Due 04-25-19	P-1	A-1+	1,173,309.57	1,180,673.56	2.44	0.15	11-29-18
2,275,000	912796RR2	US Treasury Bill 0.000% Due 05-30-19	P-1	A-1+	2,246,632.98	2,261,363.65	2.50	0.25	11-29-18
					4,407,910.33	4,439,292.21	2.46	0.20	
MONEY MARKET FUND									
	USBMMF	First American Treasury Obligations Fund			37,933.05	37,933.05	2.28		
TOTAL PORTFOLIO					23,165,205.20	23,078,555.91	1.70	0.76	

Disclosures:

RedTree's internal accounting system is used as the source of the market value of this account. Although obtained from a source believed to be reliable, we cannot guarantee its accuracy. You should review all account statements provided by the custodian and compare with the statements provided by RedTree.

Questions? Call 888.596.2293 or email info@redtreeinv.com

Monthly Activity Reports
Medina City School District
US Bank Custodian Acct Ending x70982
 From 02-01-19 Through 02-28-19

GROSS INTEREST INCOME

Ex-Date	Pay-Date	Security	Amount
U.S. GOVERNMENT AGENCY NOTES			
02-25-19	02-25-19	Federal Natl Mtg Assoc 1.600% Due 08-24-21	12,360.00
02-28-19	02-28-19	Federal Natl Mtg Assoc 1.400% Due 08-28-20	10,640.00
			<hr/> 23,000.00
U.S. TREASURY NOTES			
02-20-19	02-21-19	US Treasury Note 0.875% Due 06-15-19	2,615.38
02-21-19	02-21-19	US Treasury Note 1.000% Due 08-31-19	-7,762.71
02-28-19	02-28-19	US Treasury Note 1.000% Due 08-31-19	8,075.00
			<hr/> 2,927.67
MONEY MARKET FUND			
02-01-19	02-01-19	First American Treasury Obligations Fund	47.69
GROSS INCOME			<hr/> 25,975.36

Disclosures:

RedTree's internal accounting system is used as the source of the market value of this account. Although obtained from a source believed to be reliable, we cannot guarantee its accuracy. You should review all account statements provided by the custodian and compare with the statements provided by RedTree.

Questions? Call 888.596.2293 or email info@redtreeinv.com

Purchase and Sale
Medina City School District
US Bank Custodian Acct Ending x70982
 From 02-01-19 Through 02-28-19

Trade Date	Settle Date	Quantity	Security	Unit Price	Amount
PURCHASES					
02-21-2019	02-21-2019	1,615,000	US Treasury Note 1.000% Due 08-31-19	99.21	1,602,319.73
					<u>1,602,319.73</u>
SALES					
02-20-2019	02-21-2019	1,600,000	US Treasury Note 0.875% Due 06-15-19	99.54	1,592,687.50
					<u>1,592,687.50</u>

Disclosures:

RedTree's internal accounting system is used as the source of the market value of this account. Although obtained from a source believed to be reliable, we cannot guarantee its accuracy. You should review all account statements provided by the custodian and compare with the statements provided by RedTree.

Questions? Call 888.596.2293 or email info@redtreeinv.com

Realized Gains/Losses
Medina City School District
US Bank Custodian Acct Ending x70982
 From 02-01-19 Through 02-28-19

Open Date	Close Date	Quantity	Security	Cost Basis	Proceeds	Gain Or Loss	
						Short Term	Long Term
11-08-2018	02-21-2019	1,600,000	US Treasury Note 0.875% Due 06-15-19	1,583,937.50	1,592,687.50	8,750.00	
TOTAL GAINS						8,750.00	0.00
TOTAL LOSSES						0.00	0.00
TOTAL REALIZED GAIN/LOSS				1,583,937.50	1,592,687.50	8,750.00	0.00
		8,750.00					

Disclosures:

RedTree's internal accounting system is used as the source of the market value of this account. Although obtained from a source believed to be reliable, we cannot guarantee its accuracy. You should review all account statements provided by the custodian and compare with the statements provided by RedTree.

Questions? Call 888.596.2293 or email info@redtreeinv.com

ENV# CEBGTBZWBBJHCTN_BBBBB
FIFTH THIRD SECURITIES, INC.
MD 1M0B2A
5050 KINGSLEY DRIVE
CINCINNATI, OH 45263

MEDINA CITY SCHOOLS
DAVID CHAMBERS
739 WEYMOUTH RD
MEDINA OH 44256



STATEMENT FOR THE PERIOD FEBRUARY 1, 2019 TO FEBRUARY 28, 2019

MEDINA CITY SCHOOLS - Corporation
Account Number: [REDACTED]

By the courtesy of:
CARTER/SAVAGE

For questions about your accounts:
Local: 614 744 5496
In-State: 614 744 7074
National: 888 889 1025


TOTAL VALUE OF YOUR PORTFOLIO **\$10,339,519.82**

FOR YOUR INFORMATION

Fifth Third Securities, Inc. Investments offered through Fifth Third Securities, Inc., member
FINRA/SIPC

CHANGE IN VALUE OF YOUR PORTFOLIO

\$ millions



Change In Value Of Your Portfolio information can be found in Miscellaneous Footnotes at the end of this statement.

Fifth Third Securities, Inc.

MN _CEBGTBZWBBJHCTN_BBBBB 20190228

Account carried with National Financial Services LLC, Member
NYSE, SIPC

Statement for the Period February 1, 2019 to February 28, 2019

MEDINA CITY SCHOOLS - Corporation

Account Number: [REDACTED]



Account Overview

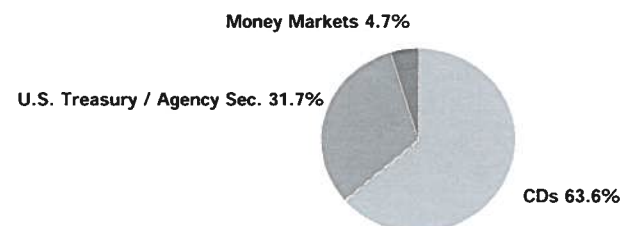
CHANGE IN ACCOUNT VALUE	Current Period	Year-to-Date
BEGINNING VALUE	\$10,604,738.36	\$10,317,544.71
Additions and Withdrawals	(\$307,166.69)	(\$69,994.61)
Income	\$31,480.61	\$39,308.53
Taxes, Fees and Expenses	\$0.00	\$0.00
Change in Value	\$10,467.54	\$52,661.19
ENDING VALUE (AS OF 02/28/19)	\$10,339,519.82	\$10,339,519.82

Refer to Miscellaneous Footnotes for more information on Change in Value.

INCOME	Current Period	Year-to-Date
TAXABLE		
Taxable Dividends	\$6.89	\$16.44
Taxable Interest	\$31,473.72	\$39,292.09
TOTAL TAXABLE	\$31,480.61	\$39,308.53
TOTAL INCOME	\$31,480.61	\$39,308.53

Taxable income is determined based on information available to NFS at the time the statement was prepared, and is subject to change. Final information on taxation of interest and dividends is available on Form 1099-Div, which is mailed in February of the subsequent year.

ACCOUNT ALLOCATION



	Percent	Prior Period	Current Period
Money Markets	4.7 %	\$0.00	\$479,177.81
CDs	63.6	\$7,316,761.36	\$6,579,085.01
U.S. Treasury / Agency Sec.	31.7	\$3,287,977.00	\$3,281,257.00
TOTAL	100.0 %	\$10,604,738.36	\$10,339,519.82

Account Allocation shows the percentage that each asset class represents of your total account value. Account Allocation for equities, fixed income, and other categories may include mutual funds and may be net of short positions. NFS has made assumptions concerning how certain mutual funds are allocated. Closed-end mutual funds and Exchange Traded Products (ETPs) listed on an exchange may be included in the equity allocation. The chart may not reflect your actual portfolio allocation. Consult your broker/dealer prior to making investment decisions.

Statement for the Period February 1, 2019 to February 28, 2019

MEDINA CITY SCHOOLS - Corporation
Account Number: [REDACTED]



Account Overview *continued*

MESSAGES AND ALERTS

Customers wishing to learn more about their investment professional can contact the FINRA BrokerCheck Hotline Number at 1-800-289-9999 or visit the FINRA Regulation website www.finra.org. Customers can also obtain an investor brochure that includes information describing the FINRA BrokerCheck program by contacting Brokerage Operations 1-888-889-1025.

Beginning in January 2019, National Financial Services will enhance the end-investor statement with the following changes. Payee details will be displayed within Activity Sections Description field for transactions that have associated Payee information. A summary level total of Short Dividends charged will be reported within the Account Overview section. Change in Value of Your Portfolio graph will show minimum and maximum scaling on the Y axis, include Negative values and, use clearer data points for information displayed.

Statement for the Period February 1, 2019 to February 28, 2019

MEDINA CITY SCHOOLS - Corporation
Account Number: [REDACTED]



Holdings

NFS-provided cost basis, realized gain (loss) and holding period information may not reflect all adjustments necessary for tax purposes. Please refer to Footnotes and Cost Basis Information at the end of this statement for more information.

For additional information regarding your holdings, please refer to the footnotes at the end of the statement.

CASH AND CASH EQUIVALENTS - 4.63% of Total Account Value

Description	Symbol/Cusip Account Type	Quantity	Price on 02/28/19	Current Market Value	Estimated Annual Income
Money Markets					
FEDERATED TREASURY OBLIGATIONS IS	TOIXX	479,177.81	\$1.00	\$479,177.81	
7 DAY YIELD 2.28%	CASH				
Dividend Option Cash					
Capital Gain Option Cash					
Total Cash and Cash Equivalents				\$479,177.81	

Statement for the Period February 1, 2019 to February 28, 2019

MEDINA CITY SCHOOLS - Corporation

Account Number: [REDACTED]



HOLDINGS > FIXED INCOME - 95.37% of Total Account Value

ALERT: You have a fixed income position due to mature within the next 90 days.

For an explanation of fixed income pricing, please see the last page. Redemption schedule(s), bond rating(s), and other information are provided where available. If information does not appear regarding a particular investment, it is not available. The ratings on this statement are provided by Standard & Poor's and/or Moody's to rate the quality based on the respective rating agency's assessment. Ratings information from Standard & Poor's ("S&P") may not be reproduced. S&P credit ratings are statements of opinion and are not statements of fact or recommendations to purchase, hold, or sell securities, nor do they address the suitability of securities for investment purposes, and should not be relied on as investment advice. S&P does not guarantee the accuracy, completeness, timeliness or availability of any information, including ratings, and is not responsible for errors or omissions (negligent or otherwise). S&P gives no express or implied warranties, including but not limited to any warranties of merchantability or fitness for a particular purpose or use. S&P shall not be liable for any direct, indirect, incidental, exemplary, compensatory, punitive, special or consequential damages, costs, expenses, legal fees, or losses (including lost income or profits and opportunity costs) in connection with any use of ratings.

Description	Symbol/Cusip Account Type	Quantity	Estimated Price on 02/28/19	Estimated Current Market Value	Estimated Annual Income	Original/Adjusted Cost Basis	Unrealized Gain (Loss)
-------------	------------------------------	----------	-----------------------------------	--------------------------------------	----------------------------	---------------------------------	---------------------------

CDs

Certificates of Deposit (CDs), including Market Indexed CDs and Market Linked CDs (collectively, MCDs) are generally shown at estimated market prices based upon a matrix or model pricing method that may not represent the actual price if sold prior to maturity. However, CDs and MCDs may be shown at face value for up to seven calendar days from date of issue if estimated market prices have not been received from a third party pricing vendor. The actual value of CDs and MCDs may be different from their purchase price. CDs and MCDs are subject to interest rate risk. The estimated market price reflected for MCDs may not be based on the actual closing value of the linked market index on the final maturity date and the market value of MCDs may not correspond directly to increases or decreases in the underlying linked market index. You may sell CDs or MCDs in the secondary market subject to market conditions. The secondary market for CDs and MCDs is generally illiquid. If sold prior to maturity, the value of MCDs may be less than the purchase amount or face value. The sale or redemption of any fixed income security prior to maturity may result in a substantial gain or loss, and an early withdrawal penalty may apply. Certain MCDs may only be redeemed on pre-specified liquidation dates and may have call features that allow the issuer to call the MCD prior to maturity. Certain Step Rate CDs are also subject to reinvestment risk if call provisions are exercised by the issuer and if a CD with a comparable rate is not available.

See sales materials or contact your broker/dealer for additional information.

TRADITION CAP BK EDINA MINN CD 1.35000%	89269FCP8	250,000	\$0.9985	\$249,625.00	\$3,375.00	\$250,000.00	
04/30/2019 FDIC INSURED	CASH						
CPN PMT MONTHLY							
Next Interest Payable: 03/31/19							
Estimated Yield 1.35%							
Accrued Interest \$9.25							
Average Unit Cost \$1.00							
Adjusted Cost Basis						\$250,000.00	D (\$375.00)
CAPITAL BK LITTLE ROCK CD 1.40000%	139797FV1	250,000	\$0.99814	\$249,535.00	\$3,500.00	\$250,000.00	
05/17/2019 FDIC INSURED	CASH						
CPN PMT MONTHLY							
Next Interest Payable: 03/17/19							
Estimated Yield 1.40%							
Accrued Interest \$115.07							
Average Unit Cost \$1.00							
Adjusted Cost Basis						\$250,000.00	D (\$465.00)
FIFTH THIRD BK CINCINNATI STN CD	316777WA5	245,000	\$0.99977	\$244,943.65		\$245,000.00	
2.25000% 05/30/2019 FDIC INSURED	CASH						
CPN PMT @ MATURITY							
ON MAY 30							

Fifth Third Securities, Inc.

Account carried with National Financial Services LLC, Member
NYSE, SIPC

MN_CEBGTBZWBBJHCTN_BBBBB 20190228

Statement for the Period February 1, 2019 to February 28, 2019

MEDINA CITY SCHOOLS - Corporation
Account Number: [REDACTED]



HOLDINGS > FIXED INCOME *continued*

Description	Symbol/Cusip Account Type	Quantity	Estimated Price on 02/28/19	Estimated Current Market Value	Estimated Annual Income	Original/Adjusted Cost Basis	Unrealized Gain (Loss)
FIFTH THIRD BK CINCINNATI STN CD 1ST CPN DTE 05/30/2019 Accrued Interest \$4153.25 Average Unit Cost \$1.00 Adjusted Cost Basis	316777WA5	<i>continued</i>				\$245,000.00 D	(\$56.35)
STATE BK INDIA NEW YORK NY CD 1.60000% 06/24/2019 FDIC INSURED CPN PMT SEMI-ANNUAL ON DEC 23, JUN 23 Next Interest Payable: 06/23/19 Estimated Yield 1.60% Accrued Interest \$745.21 Average Unit Cost \$1.00 Adjusted Cost Basis	856285CB5 CASH	250,000	\$0.9977	\$249,425.00	\$4,000.00	\$250,000.00 D	(\$575.00)
FIRST CENTY BK TAZEWEILL TENN CD 1.50000% 08/09/2019 FDIC INSURED CPN PMT MONTHLY Next Interest Payable: 03/10/19 Estimated Yield 1.50% Accrued Interest \$195.21 Average Unit Cost \$1.00 Adjusted Cost Basis	319428AB4 CASH	250,000	\$0.99627	\$249,067.50	\$3,750.00	\$250,000.00 D	(\$932.50)
SUMMIT CMNTY BK MOOREFIELD WV CD 1.45000% 11/08/2019 FDIC INSURED CPN PMT MONTHLY Next Interest Payable: 03/08/19 Estimated Yield 1.45% Accrued Interest \$208.56 Average Unit Cost \$1.00 Adjusted Cost Basis	86604XLJ3 CASH	250,000	\$0.99355	\$248,387.50	\$3,625.00	\$250,000.00 D	(\$1,612.50)
YADKIN VY BK & TR CO ELKIN N C CD 1.50000% 01/24/2020 FDIC INSURED CPN PMT MONTHLY Next Interest Payable: 03/25/19 Estimated Yield 1.51% Accrued Interest \$41.10 Average Unit Cost \$1.00 Adjusted Cost Basis	984308ET9 CASH	250,000	\$0.99131	\$247,827.50	\$3,750.00	\$250,000.00 D	(\$2,172.50)

Fifth Third Securities, Inc.

Account carried with National Financial Services LLC, Member
NYSE, SIPC

MN_CEBGTBZWBBJHCTN_BBBBB 20190228

Statement for the Period February 1, 2019 to February 28, 2019

MEDINA CITY SCHOOLS - Corporation

Account Number: [REDACTED]



HOLDINGS > FIXED INCOME *continued*

Description	Symbol/Cusip Account Type	Quantity	Estimated Price on 02/28/19	Estimated Current Market Value	Estimated Annual Income	Original/Adjusted Cost Basis	Unrealized Gain (Loss)
WORLDS FOREMOST BK SYDNEY NEB CD 1.75000% 01/27/2020 FDIC INSURED CPN PMT MONTHLY Next Interest Payable: 03/26/19 Estimated Yield 1.76% Accrued Interest \$28.77 Average Unit Cost \$1.00 Adjusted Cost Basis	981571CX8 CASH	200,000	\$0.99347	\$198,694.00	\$3,500.00	\$200,000.00	
						\$200,000.00 D	(\$1,306.00)
WELLS FARGO BANK NATL ASSN CD 1.75000% 02/03/2020 FDIC INSURED CPN PMT MONTHLY Next Interest Payable: 03/01/19 Estimated Yield 1.76% Accrued Interest \$335.62 Average Unit Cost \$1.00 Adjusted Cost Basis	949763EG7 CASH	250,000	\$0.99327	\$248,317.50	\$4,375.00	\$250,000.00	
						\$250,000.00 D	(\$1,682.50)
TIAA FSB JACKSONVILLE FLA 1.95000% 11/23/2020 CD FDIC INSURED CPN PMT SEMI-ANNUAL ON MAY 21, NOV 21 Next Interest Payable: 05/21/19 Estimated Yield 1.97% Accrued Interest \$1319.59 Average Unit Cost \$1.00 Adjusted Cost Basis	87270LAW3 CASH	247,000	\$0.98818	\$244,080.46	\$4,816.50	\$247,000.00	
						\$247,000.00 D	(\$2,919.54)
ALLY BK MIDVALE UTAH CD 2.50000% 02/01/2021 FDIC INSURED CPN PMT SEMI-ANNUAL ON AUG 01, FEB 01 Next Interest Payable: 08/01/19 Estimated Yield 2.50% Accrued Interest \$469.86 Average Unit Cost \$1.00 Adjusted Cost Basis	02007GAU7 CASH	245,000	\$0.99651	\$244,144.95	\$6,125.00	\$245,000.00	
						\$245,000.00 D	(\$855.05)
PRIME ALLIANCE BK UTAH CD 2.30000% 03/15/2021 FDIC INSURED CPN PMT MONTHLY	74160NFW5 CASH	245,000	\$0.99194	\$243,025.30	\$5,635.00	\$245,000.00	

Fifth Third Securities, Inc.

Account carried with National Financial Services LLC, Member
NYSE, SIPC

MN_CEBGTBZWBBJHCTN_BBBBB 20190228

Statement for the Period February 1, 2019 to February 28, 2019

MEDINA CITY SCHOOLS - Corporation
Account Number: [REDACTED]



HOLDINGS > FIXED INCOME *continued*

Description	Symbol/Cusip Account Type	Quantity	Estimated Price on 02/28/19	Estimated Current Market Value	Estimated Annual Income	Original/Adjusted Cost Basis	Unrealized Gain (Loss)
PRIME ALLIANCE BK UTAH CD 2.30000%	74160NFW5	<i>continued</i>					
Next Interest Payable: 03/13/19							
Estimated Yield 2.31%							
Accrued Interest \$247.01							
Average Unit Cost \$1.00							
Adjusted Cost Basis						\$245,000.00 D	(\$1,974.70)
CAPITAL ONE BK USA NATL ASSN CD 2.25000%	1404202B5	245,000	\$0.98393	\$241,062.85	\$5,512.50	\$243,858.30	
04/19/2021 FDIC INSURED	CASH						
CPN PMT SEMI-ANNUAL							
ON OCT 19, APR 19							
Next Interest Payable: 04/19/19							
Estimated Yield 2.28%							
Accrued Interest \$2008.66							
Average Unit Cost \$1.00							
Adjusted Cost Basis						\$243,858.30 D	(\$2,795.45)
THIRD FED SVGS &LN ASSN OF CD 2.50000%	88413QBZ0	245,000	\$0.9949	\$243,750.50	\$6,125.00	\$245,000.00	
05/28/2021 FDIC INSURED	CASH						
CPN PMT SEMI-ANNUAL							
ON AUG 28, FEB 28							
Next Interest Payable: 08/28/19							
Estimated Yield 2.51%							
Accrued Interest \$16.78							
Average Unit Cost \$1.00							
Adjusted Cost Basis						\$245,000.00 D	(\$1,249.50)
KS STATEBANK MANHATTAN KS CD 2.50000%	50116CBX6	245,000	\$0.99449	\$243,650.05	\$6,125.00	\$245,000.00	
06/21/2021 FDIC INSURED	CASH						
CPN PMT MONTHLY							
Next Interest Payable: 03/21/19							
Estimated Yield 2.51%							
Accrued Interest \$134.25							
Average Unit Cost \$1.00							
Adjusted Cost Basis						\$245,000.00 D	(\$1,349.95)
FIRST CHOICE BK CERRITOS CALIF CD	319461BJ7	250,000	\$0.98864	\$247,160.00	\$3,750.00	\$250,000.00	
1.50000% 06/30/2021 FDIC INSURED	CASH						
CPN PMT MONTHLY							
Next Interest Payable: 03/30/19							
CALLABLE ON 03/30/2019 @ 100.0000							
STEP COUPON							

Fifth Third Securities, Inc.

Account carried with National Financial Services LLC, Member
NYSE, SIPC

MN _CEBGTBZWBBJHCTN_BBBBB 20190228

Statement for the Period February 1, 2019 to February 28, 2019

MEDINA CITY SCHOOLS - Corporation
Account Number: [REDACTED]



HOLDINGS > FIXED INCOME *continued*

Description	Symbol/Cusip Account Type	Quantity	Estimated Price on 02/28/19	Estimated Current Market Value	Estimated Annual Income	Original/Adjusted Cost Basis	Unrealized Gain (Loss)
FIRST CHOICE BK CERRITOS CALIF CD RESET FREQUENCY TERM MODE NEXT RESET 06/29/2019 @ 2.25000 Estimated Yield 1.51% Average Unit Cost \$1.00 Adjusted Cost Basis	319461BJ7	<i>continued</i>				\$250,000.00 D	(\$2,840.00)
NORTHPOINTE BK GRAND RAPIDS MI CD 2.55000% 07/19/2021 FDIC INSURED CPN PMT MONTHLY Next Interest Payable: 03/19/19 Estimated Yield 2.56% Accrued Interest \$171.16 Average Unit Cost \$1.00 Adjusted Cost Basis	666613GN8 CASH	245,000	\$0.9952	\$243,824.00	\$6,247.50	\$245,000.00 D	(\$1,176.00)
SECURITY FED BK AIKEN S C CD 2.40000% 08/09/2021 FDIC INSURED CPN PMT MONTHLY Next Interest Payable: 03/07/19 CALLABLE ON 05/07/2019 @ 100.0000 Estimated Yield 2.42% Accrued Interest \$354.41 Average Unit Cost \$1.00 Adjusted Cost Basis	81423LCE0 CASH	245,000	\$0.99136	\$242,883.20	\$5,880.00	\$245,000.00 D	(\$2,116.80)
CELTIC BK SALT LAKE CITY UTAH CD 2.85000% 08/24/2021 FDIC INSURED CPN PMT MONTHLY Next Interest Payable: 03/24/19 Estimated Yield 2.84% Accrued Interest \$95.65 Average Unit Cost \$1.00 Adjusted Cost Basis	15118RPT8 CASH	245,000	\$1.00185	\$245,453.25	\$6,982.50	\$245,000.00 D	\$453.25
FIRSTTRUST SVGS BK PA CD 2.55000% 09/13/2021 FDIC INSURED CPN PMT MONTHLY Next Interest Payable: 03/12/19 Estimated Yield 2.56% Accrued Interest \$290.98 Average Unit Cost \$1.00	337630BJ5 CASH	245,000	\$0.99435	\$243,615.75	\$6,247.50	\$245,000.00	

Fifth Third Securities, Inc.

Account carried with National Financial Services LLC, Member
NYSE, SIPC

MN _CEBGTBZWBBJHCTN_BBBBB 20190228

Statement for the Period February 1, 2019 to February 28, 2019

MEDINA CITY SCHOOLS - Corporation
Account Number: [REDACTED]



HOLDINGS > FIXED INCOME *continued*

Description	Symbol/Cusip Account Type	Quantity	Estimated Price on 02/28/19	Estimated Current Market Value	Estimated Annual Income	Original/Adjusted Cost Basis	Unrealized Gain (Loss)
FIRSTTRUST SVGS BK PA CD 2.55000%	337630BJ5	continued					
Adjusted Cost Basis						\$245,000.00 D	(\$1,384.25)
MEDALLION BK UTAH CD 2.45000% 02/16/2022	58404DBD2	245,000	\$0.98879	\$242,253.55	\$6,002.50	\$245,000.00	
FDIC INSURED	CASH						
CPN PMT MONTHLY							
Next Interest Payable: 03/16/19							
Estimated Yield 2.47%							
Accrued Interest \$213.79							
Average Unit Cost \$1.00							
Adjusted Cost Basis						\$245,000.00 D	(\$2,746.45)
HSBC BK USA N A MC LEAN VA CD 2.30000%	4043YFM4	250,000	\$0.99831	\$249,577.50	\$5,750.00	\$250,000.00	
02/17/2022 FDIC INSURED	CASH						
CPN PMT QUARTERLY							
ON MAY 17, AUG 17, NOV 17, FEB 17							
Next Interest Payable: 05/17/19							
CALLABLE ON 05/17/2019 @ 100.0000							
STEP COUPON							
RESET FREQUENCY TERM MODE							
NEXT RESET 02/17/2020 @ 2.85000							
Estimated Yield 2.30%							
Accrued Interest \$173.29							
Average Unit Cost \$1.00							
Adjusted Cost Basis						\$250,000.00 D	(\$422.50)
NORTHFIELD BK STATEN ISLAND NY CD	66612ACG1	245,000	\$0.98869	\$242,229.05	\$6,002.50	\$245,000.00	
2.45000% 02/22/2022 FDIC INSURED	CASH						
CPN PMT SEMI-ANNUAL							
ON AUG 21, FEB 21							
Next Interest Payable: 08/21/19							
Estimated Yield 2.47%							
Accrued Interest \$131.56							
Average Unit Cost \$1.00							
Adjusted Cost Basis						\$245,000.00 D	(\$2,770.95)
BRIDGEWATER BK BLOOMINGTON MN CD	108622GY1	245,000	\$1.0004	\$245,098.00	\$7,595.00	\$245,000.00	
3.10000% 08/15/2022 FDIC INSURED	CASH						
CPN PMT MONTHLY							
Next Interest Payable: 03/15/19							
CALLABLE ON 03/15/2019 @ 100.0000							
Estimated Yield 3.09%							

Fifth Third Securities, Inc.

Account carried with National Financial Services LLC, Member
NYSE, SIPC

MN_CEBGTBZWBBJHCTN_BBBBB 20190228

Statement for the Period February 1, 2019 to February 28, 2019

MEDINA CITY SCHOOLS - Corporation
Account Number: [REDACTED]



HOLDINGS > FIXED INCOME *continued*

Description	Symbol/Cusip Account Type	Quantity	Estimated Price on 02/28/19	Estimated Current Market Value	Estimated Annual Income	Original/Adjusted Cost Basis	Unrealized Gain (Loss)
BRIDGEWATER BK BLOOMINGTON MN CD	108622GY1	<i>continued</i>					
Accrued Interest \$291.32							
Average Unit Cost \$1.00							
Adjusted Cost Basis						\$245,000.00 D	\$98.00
JPMORGAN CHASE BK CD 2.00000% 08/16/2022	48126YDE0	248,000	\$0.98279	\$243,731.92	\$4,960.00	\$248,000.00	
FDIC INSURED	CASH						
CPN PMT SEMI-ANNUAL							
ON FEB 16, AUG 16							
Next Interest Payable: 08/16/19							
CALLABLE ON 08/16/2019 @ 100.0000							
STEP COUPON							
RESET FREQUENCY TERM MODE							
NEXT RESET 08/16/2021 @ 4.00000							
Estimated Yield 2.03%							
Accrued Interest \$163.07							
Average Unit Cost \$1.00							
Adjusted Cost Basis						\$248,000.00 D	(\$4,268.08)
FIRST ST BK DEQUEEN ARK CD 1.75000%	336460CJ7	248,000	\$0.97446	\$241,666.08	\$4,340.00	\$248,000.00	
08/31/2022 FDIC INSURED	CASH						
CPN PMT MONTHLY							
Next Interest Payable: 03/31/19							
CALLABLE ON 03/31/2019 @ 100.0000							
STEP COUPON							
RESET FREQUENCY TERM MODE							
NEXT RESET 08/31/2019 @ 2.00000							
Estimated Yield 1.79%							
Average Unit Cost \$1.00							
Adjusted Cost Basis						\$248,000.00 D	(\$6,333.92)
STATE BK INDIA CHICAGO ILL CD 3.50000%	856283G91	245,000	\$1.00431	\$246,055.95	\$8,575.00	\$245,000.00	
01/18/2024 FDIC INSURED	CASH						
CPN PMT SEMI-ANNUAL							
ON JUL 18, JAN 18							
1ST CPN DTE 07/18/2019							
Next Interest Payable: 07/18/19							
CALLABLE ON 07/18/2019 @ 100.0000							
Estimated Yield 3.48%							
Accrued Interest \$986.71							
Average Unit Cost \$1.00							

Fifth Third Securities, Inc.

MN _CEBGTBZWBBJHCTN_BBBBB 20190228

Account carried with National Financial Services LLC, Member
NYSE, SIPC

Statement for the Period February 1, 2019 to February 28, 2019

MEDINA CITY SCHOOLS - Corporation
Account Number: [REDACTED]



HOLDINGS > FIXED INCOME *continued*

Description	Symbol/Cusip Account Type	Quantity	Estimated Price on 02/28/19	Estimated Current Market Value	Estimated Annual Income	Original/Adjusted Cost Basis	Unrealized Gain (Loss)
STATE BK INDIA CHICAGO ILL CD 3.50000%	856283G91	<i>continued</i>					
Adjusted Cost Basis						\$245,000.00 D	\$1,055.95
Total CDs		6,623,000		\$6,579,085.01	\$136,546.50	\$6,621,858.30	(\$42,773.29)
U.S. Treasury / Agency Securities							
FEDERAL HOME LOAN BANKS BOND 2.15000%	3130ADEZ1	400,000	\$99.276	\$397,104.00	\$8,600.00	\$399,416.00	
08/07/2020	CASH						
MOODY'S Aaa /S&P AA+							
CPN PMT SEMI-ANNUAL							
ON AUG 07, FEB 07							
Next Interest Payable: 08/07/19							
CALLABLE ON 05/07/2019 @ 100.0000							
Accrued Interest \$525.56							
Average Unit Cost \$99.85							
Adjusted Cost Basis						\$399,416.00 D	(\$2,312.00)
FEDERAL NATL MTG ASSN NOTE 1.50000%	3136G3AN5	500,000	\$99.60	\$498,000.00	\$7,500.00	\$495,225.00	
03/16/2021	CASH						
MOODY'S Aaa /S&P AA+							
CPN PMT SEMI-ANNUAL							
ON SEP 16, MAR 16							
Next Interest Payable: 03/16/19							
CALLABLE ON 03/16/2019 @ 100.0000							
STEP COUPON							
RESET FREQUENCY TERM MODE							
NEXT RESET 03/16/2019 @ 1.75000							
Accrued Interest \$3375.00							
Average Unit Cost \$99.05							
Adjusted Cost Basis						\$495,225.00 D	\$2,775.00
Unrealized Market Discount Income	\$310.34 Q						
FEDERAL HOME LN MTG CORP MTN 2.65000%	3134GSEG6	700,000	\$100.004	\$700,028.00	\$18,550.00	\$700,000.00	
11/24/2021	CASH						
MOODY'S Aaa /S&P AA+							
CPN PMT SEMI-ANNUAL							
ON MAY 24, NOV 24							
Next Interest Payable: 05/24/19							
CALLABLE ON 05/24/2019 @ 100.0000							
Accrued Interest \$4895.14							
Average Unit Cost \$100.00							

Fifth Third Securities, Inc.

Account carried with National Financial Services LLC, Member
NYSE, SIPC

MN_CEBGTBZWBBJHCTN_BBBBB 20190228

Statement for the Period February 1, 2019 to February 28, 2019

MEDINA CITY SCHOOLS - Corporation
Account Number: [REDACTED]



HOLDINGS > FIXED INCOME *continued*

Description	Symbol/Cusip Account Type	Quantity	Estimated Price on 02/28/19	Estimated Current Market Value	Estimated Annual Income	Original/Adjusted Cost Basis	Unrealized Gain (Loss)
FEDERAL HOME LN MTG CORP MTN 2.65000%	3134GSEG6	continued					
Adjusted Cost Basis						\$700,000.00 D	\$28.00
FEDERAL HOME LN MTG CORP MTN 2.35000%	3134GBCW0	700,000	\$99.32	\$695,240.00	\$16,450.00	\$693,189.00	
03/29/2022	CASH						
MOODY'S Aaa /S&P AA+							
CPN PMT SEMI-ANNUAL							
ON SEP 29, MAR 29							
Next Interest Payable: 03/29/19							
CALLABLE ON 03/29/2019 @ 100.0000							
Accrued Interest \$6854.17							
Average Unit Cost \$99.03							
Adjusted Cost Basis						\$693,189.00 D	\$2,051.00
FEDERAL HOME LN MTG CORP MTN 2.00000%	3134GBMW9	500,000	\$99.402	\$497,010.00	\$10,000.00	\$496,250.00	
05/24/2022	CASH						
MOODY'S Aaa /S&P AA+							
CPN PMT SEMI-ANNUAL							
ON NOV 24, MAY 24							
Next Interest Payable: 05/24/19							
CALLABLE ON 05/24/2019 @ 100.0000							
STEP COUPON							
RESET FREQUENCY TERM MODE							
NEXT RESET 05/24/2019 @ 2.50000							
Accrued Interest \$2611.11							
Average Unit Cost \$99.25							
Adjusted Cost Basis						\$496,250.00 D	\$760.00
FEDERAL HOME LN MTG CORP MTN 2.00000%	3134GBP48	500,000	\$98.775	\$493,875.00	\$10,000.00	\$494,025.00	
10/05/2022	CASH						
MOODY'S Aaa /S&P AA+							
CPN PMT QUARTERLY							
ON JAN 05, APR 05, JUL 05, OCT 05							
Next Interest Payable: 04/05/19							
CALLABLE ON 04/05/2019 @ 100.0000							
STEP COUPON							
RESET FREQUENCY TERM MODE							
NEXT RESET 07/05/2020 @ 2.25000							
Accrued Interest \$1472.22							
Average Unit Cost \$98.81							

Fifth Third Securities, Inc.

MN_CEBGTBZWBBJHCTN_BBBBB 20190228

Account carried with National Financial Services LLC, Member
NYSE, SIPC

Statement for the Period February 1, 2019 to February 28, 2019

MEDINA CITY SCHOOLS - Corporation
Account Number: [REDACTED]



HOLDINGS > FIXED INCOME *continued*

Description	Symbol/Cusip Account Type	Quantity	Estimated Price on 02/28/19	Estimated Current Market Value	Estimated Annual Income	Original/Adjusted Cost Basis	Unrealized Gain (Loss)
FEDERAL HOME LN MTG CORP MTN 2.00000%	3134GBP48	<i>continued</i>					
Adjusted Cost Basis						\$494,025.00 D	(\$150.00)
Unrealized Market Discount Income	\$70.12 Q						
Total U.S. Treasury / Agency Securities		3,300,000		\$3,281,257.00	\$71,100.00	\$3,278,105.00	\$3,152.00
Total Fixed Income		9,923,000		\$9,860,342.01	\$207,646.50	\$9,899,963.30	(\$39,621.29)
Total Securities				\$9,860,342.01	\$207,646.50	\$9,899,963.30	(\$39,621.29)
TOTAL PORTFOLIO VALUE				\$10,339,519.82	\$207,646.50	\$9,899,963.30	(\$39,621.29)

Activity

NFS-provided cost basis, realized gain (loss) and holding period information may not reflect all adjustments necessary for tax purposes. Please refer to Footnotes and Cost Basis Information at the end of this statement for more information.

PURCHASES, SALES, AND REDEMPTIONS

Settlement Date	Account Type	Transaction	Description	Quantity	Amount	Total Cost Basis	Realized Gain (Loss)
Securities Purchased							
02/15/19	CASH	YOU BOUGHT	FEDERAL HOME LN MTG CORP MTN 2.00000% 10/05/2022 SOLICITED ORDER @ 98.805 Accrued Interest: \$1,111.11	500,000	(\$495,136.11)	\$494,025.00	
Total Securities Purchased					(\$495,136.11)		
Redemptions							
02/08/19	CASH	REDEEMED	MB FINL BK NA CHIC. IL CD 1.30000% 02/08/2019 REDEMPTION PAYOUT #REOR R0060817890000 Adjusted Cost Basis	(250,000)	\$250,000.00	\$250,000.00	
						\$250,000.00 D	

Fifth Third Securities, Inc.

MN_CEBGTBZWBBJHCTN_BBBBB 20190228

Account carried with National Financial Services LLC, Member
NYSE, SIPC

Statement for the Period February 1, 2019 to February 28, 2019

MEDINA CITY SCHOOLS - Corporation
Account Number: [REDACTED]



PURCHASES, SALES, AND REDEMPTIONS *continued*

Settlement Date	Account Type	Transaction	Description	Quantity	Amount	Total Cost Basis	Realized Gain (Loss)
02/15/19	CASH	REDEEMED	FEDERAL HOME LOAN BANKS BOND 3.00000% 02/15/2023 FULL CALL PAYOUT #REOR R0060917140000 Adjusted Cost Basis	(500,000)	\$500,000.00	\$500,000.00	
						\$500,000.00	D
02/21/19	CASH	REDEEMED	HARBORONE BK BROCKTON MA CD 1.40000% 02/21/2019 REDEMPTION PAYOUT #REOR R0060858050000 Adjusted Cost Basis	(250,000)	\$250,000.00	\$250,000.00	
						\$250,000.00	D
02/25/19	CASH	REDEEMED	WOORI AMER BK NEW YORK N Y CD 1.30000% 02/24/2019 REDEMPTION PAYOUT #REOR R0060862900000 Adjusted Cost Basis	(250,000)	\$250,000.00	\$250,000.00	
						\$250,000.00	D
Total Redemptions					\$1,250,000.00		

ACTIVITY > CORE FUND ACTIVITY

Settlement Date	Account Type	Transaction	Description	Quantity	Amount
02/01/19	CASH	YOU BOUGHT	FEDERATED TREASURY OBLIGATIONS IS @ 1	3,466.14	(\$3,466.14)
02/07/19	CASH	YOU BOUGHT	FEDERATED TREASURY OBLIGATIONS IS @ 1	4,799.4	(\$4,799.40)
02/08/19	CASH	YOU BOUGHT	FEDERATED TREASURY OBLIGATIONS IS @ 1	250,583.91	(\$250,583.91)
02/11/19	CASH	YOU BOUGHT	FEDERATED TREASURY OBLIGATIONS IS @ 1	318.49	(\$318.49)
02/12/19	CASH	YOU BOUGHT	FEDERATED TREASURY OBLIGATIONS IS @ 1	530.61	(\$530.61)
02/13/19	CASH	YOU BOUGHT	FEDERATED TREASURY OBLIGATIONS IS @ 1	478.59	(\$478.59)

Fifth Third Securities, Inc.

MN_CEBGTBZWBBJHCTN_BBBBB 20190228

Account carried with National Financial Services LLC, Member
NYSE, SIPC

Statement for the Period February 1, 2019 to February 28, 2019

MEDINA CITY SCHOOLS - Corporation
Account Number: [REDACTED]



ACTIVITY > CORE FUND ACTIVITY *continued*

Settlement Date	Account Type	Transaction	Description	Quantity	Amount
02/15/19	CASH	YOU SOLD	FEDERATED TREASURY OBLIGATIONS IS @ 1	(260,177.14)	\$260,177.14
02/21/19	CASH	YOU BOUGHT	FEDERATED TREASURY OBLIGATIONS IS @ 1	253,784.18	(\$253,784.18)
02/25/19	CASH	YOU BOUGHT	FEDERATED TREASURY OBLIGATIONS IS @ 1	252,549.88	(\$252,549.88)
02/26/19	CASH	YOU BOUGHT	FEDERATED TREASURY OBLIGATIONS IS @ 1	297.26	(\$297.26)
02/28/19	CASH	YOU SOLD	FEDERATED TREASURY OBLIGATIONS IS @ 1	(27,453.51)	\$27,453.51
TOTAL CORE FUND ACTIVITY					(\$479,177.81)

ACTIVITY > ADDITIONS AND WITHDRAWALS > OTHER ADDITIONS AND WITHDRAWALS

Date	Account Type	Transaction	Description	Quantity	Amount
Other Additions and Withdrawals					
02/15/19	CASH	WIRE TRANS TO BANK	WD57043089 THE HUNTINGTON NATIONAL BANK [REDACTED]		(\$275,686.08)
02/28/19	CASH	WIRE TRANS TO BANK	WD57132245 THE HUNTINGTON NATIONAL BANK [REDACTED]		(\$31,480.61)
Total Other Additions and Withdrawals					(\$307,166.69)
TOTAL ADDITIONS AND WITHDRAWALS					(\$307,166.69)

Statement for the Period February 1, 2019 to February 28, 2019

MEDINA CITY SCHOOLS - Corporation
Account Number: [REDACTED]



ACTIVITY > INCOME > TAXABLE INCOME

Settlement Date	Account Type	Transaction	Description	Quantity	Amount
Taxable Dividends					
01/31/19	CASH	DIVIDEND RECEIVED	FEDERATED TREASURY OBLIGATIONS IS DIVIDEND RECEIVED		\$6.89
Total Taxable Dividends					\$6.89
Taxable Interest					
02/01/19	CASH	INTEREST	ALLY BK MIDVALE UTAH CD 2.50000% 02/01/2021		\$3,087.67
02/01/19	CASH	INTEREST	WELLS FARGO BANK NATL ASSN CD 1.75000% 02/03/2020		\$371.58
02/07/19	CASH	INTEREST	FEDERAL HOME LOAN BANKS BOND 2.15000% 08/07/2020		\$4,300.00
02/07/19	CASH	INTEREST	SECURITY FED BK AIKEN S C CD 2.40000% 08/09/2021		\$499.40
02/08/19	CASH	INTEREST	MB FINL BK NA CHIC. IL CD 1.30000% 02/08/2019		\$276.03
02/08/19	CASH	INTEREST	SUMMIT CMNTY BK MOOREFIELD WV CD 1.45000% 11/08/2019		\$307.88
02/10/19	CASH	INTEREST	FIRST CENTY BK TAZEWell TENN CD 1.50000% 08/09/2019		\$318.49
02/12/19	CASH	INTEREST	FIRSTTRUST SVGS BK PA CD 2.55000% 09/13/2021		\$530.61
02/13/19	CASH	INTEREST	PRIME ALLIANCE BK UTAH CD 2.30000% 03/15/2021		\$478.59
02/15/19	CASH	INTEREST	BRIDGEWATER BK BLOOMINGTON MN CD 3.10000% 08/15/2022		\$645.05
02/15/19	CASH	INTEREST	FEDERAL HOME LOAN BANKS BOND 2.00000% 02/15/2023		\$5,000.00
02/16/19	CASH	INTEREST	JPMORGAN CHASE BK CD 2.00000% 08/16/2022		\$2,500.38

Fifth Third Securities, Inc.

MN_CEBGTBZWBBJHCTN_BBBBB 20190228

Account carried with National Financial Services LLC, Member
NYSE, SIPC

Statement for the Period February 1, 2019 to February 28, 2019

MEDINA CITY SCHOOLS - Corporation

Account Number: [REDACTED]



ACTIVITY> INCOME > TAXABLE INCOME *continued*

Settlement Date	Account Type	Transaction	Description	Quantity	Amount
02/16/19	CASH	INTEREST	MEDALLION BK UTAH CD 2.45000% 02/16/2022		\$509.80
02/17/19	CASH	INTEREST	CAPITAL BK LITTLE ROCK CD 1.40000% 05/17/2019		\$297.26
02/17/19	CASH	INTEREST	HSBC BK USA N A MC LEAN VA CD 1.75000% 02/17/2022		\$1,102.74
02/19/19	CASH	INTEREST	NORTHPOINTE BK GRAND RAPIDS MI CD 2.55000% 07/19/2021		\$530.61
02/21/19	CASH	INTEREST	HARBORONE BK BROCKTON MA CD 1.40000% 02/21/2019		\$297.26
02/21/19	CASH	INTEREST	KS STATEBANK MANHATTAN KS CD 2.50000% 06/21/2021		\$520.21
02/21/19	CASH	INTEREST	NORTHFIELD BK STATEN ISLAND NY CD 2.45000% 02/22/2022		\$3,025.92
02/24/19	CASH	INTEREST	CELTIC BK SALT LAKE CITY UTAH CD 2.85000% 08/24/2021		\$593.03
02/24/19	CASH	INTEREST	WOORI AMER BK NEW YORK N Y CD 1.30000% 02/24/2019		\$1,638.36
02/25/19	CASH	INTEREST	YADKIN VY BK &TR CO ELKIN N C CD 1.50000% 01/24/2020		\$318.49
02/26/19	CASH	INTEREST	WORLDS FOREMOST BK SYDNEY NEB CD 1.75000% 01/27/2020		\$297.26
02/28/19	CASH	INTEREST	FIRST CHOICE BK CERRITOS CALIF CD 1.50000% 06/30/2021		\$347.60
02/28/19	CASH	INTEREST	FIRST ST BK DEQUEEN ARK CD 1.75000% 08/31/2022		\$332.93
02/28/19	CASH	INTEREST	THIRD FED SVGS &LN ASSN OF CD 2.50000% 05/28/2021		\$3,087.67
02/28/19	CASH	INTEREST	TRADITION CAP BK EDINA MINN CD 1.35000% 04/30/2019		\$258.90
Total Taxable Interest					\$31,473.72
Total Taxable Income					\$31,480.61

Fifth Third Securities, Inc.

MN_CEBGTBZWBBJHCTN_BBBBB 20190228

Account carried with National Financial Services LLC, Member
NYSE, SIPC

Statement for the Period February 1, 2019 to February 28, 2019

MEDINA CITY SCHOOLS - Corporation

Account Number: [REDACTED]



ACTIVITY *continued*

	Amount
TOTAL INCOME	\$31,480.61

Footnotes and Cost Basis Information

Amortization, accretion and similar adjustments to cost basis have been provided for many fixed income securities (and some bond-like equities), however, they are not provided for certain types, such as short-term instruments, Unit Investment Trusts, foreign fixed income securities, or those that are subject to early prepayment of principal (pay downs). Where current year premium or acquisition premium amortization is provided, the prior years' cumulative amortization is reflected in the adjusted cost basis, but we cannot provide a breakdown or the total of such prior amortization amounts.

NFS is required to report certain cost basis and related information to the IRS on the Form 1099-B. Your official 1099-B forms for certain transactions will reflect which lots have been sold for tax purposes. To apply a specific identification cost basis method to 1099-B reporting, appropriate instructions must be on file with NFS or be received by NFS before the trade has settled. Absent such instructions, NFS determines cost basis at the time of sale based on its default methods of average cost for open-end mutual funds and first-in, first-out (FIFO) for all other (including ETFs) unless your broker dealer has elected to use another default method. NFS applies FIFO (or other disposal method, if applicable) based on its records, which may be different from yours. For transactions that are not subject to 1099-B cost basis reporting, you should refer to your trade confirmations and other applicable records to determine which lots were considered sold for tax purposes.

While NFS must meet IRS requirements with respect to certain information required to be reported to the IRS, NFS-provided cost basis, realized gain and loss, and holding period information may not reflect all adjustments necessary for your tax reporting purposes. NFS makes no warranties with respect to and specifically disclaims any liability arising out of a customer's use of, or any tax position taken in reliance upon, such information.

For investments in partnerships, NFS does not make any adjustments to cost basis information as the calculation of basis in such investments requires supplemental information from the partnership on its income and distributions during the period you held your investment. Partnerships usually provide this additional information on a Form K-1 issued by April 15th of the following year.

Consult your tax advisor for further information.

Cost basis and gain/loss information is provided as a service to corporate accounts. The information listed in the year-to-date gain/loss summary section is based on a calendar year (January - December). If your business/entity has a fiscal year end other than December 31st for tax purposes, the year-to-date information will not apply. If you have questions about your tax situation, consult your tax advisor.

D - Adjusted cost basis reflects any cumulative original issue discount, premium, or acquisition premium, and it assumes such amounts were amortized by the taxpayer over the life of the security from acquisition date through disposition date. For securities still held, maturity date was used instead of disposition date. Premium amortization was calculated using the yield-to-maturity method. Acquisition premium was calculated using the ratable accrual method. If applicable, adjusted cost basis reflects market discount accretion which was calculated using the straight-line method and was recognized at disposition date. Gain/loss displayed for this transaction was based on cost basis as adjusted for premium and discount as stated above and does not reflect any losses disallowed because of wash sales (if applicable). The adjusted cost basis may not reflect all adjustments necessary for tax reporting purposes and may also not apply if you are using an alternative amortization calculation method. Refer to IRS Publication 550, Investment Income and Expenses, for additional information. Q - Unrealized Market discount income was calculated using the straight-line method from acquisition date through statement period ending date. Our calculation assumes the taxpayer has elected to defer recognizing the market discount until sale (disposition). Other elections available under tax laws may be more beneficial, depending on your individual tax situation. For Federal tax purposes, market discount income from both taxable and tax-exempt bonds is treated as taxable interest income.

If a sale, redemption or other disposition involved multiple tax lots, the transaction's totals may have been calculated using a combination of adjusted and unadjusted cost basis information. For lots where adjusted cost basis and its associated gain/loss are known, that was used, otherwise "regular" unadjusted cost basis and its associated gain/loss was used.

Fifth Third Securities, Inc.

Account carried with National Financial Services LLC, Member
NYSE, SIPC

MN_CEBGTBZWBBJHCTN_BBBBB 20190228

Brokerage

Account Statement

February 1, 2019 - February 28, 2019

Account Number: [REDACTED]

MEDINA CITY SCHOOLS
739 WEYMOUTH RD
MEDINA OH 44256-2037

Portfolio at a Glance

	This Period
BEGINNING ACCOUNT VALUE	\$16,052,406.94
Deposits (Cash & Securities)	248,000.00
Withdrawals (Cash & Securities)	-33,939.62
Dividends, Interest and Other Income	30,942.78
Net Change in Portfolio¹	15,666.61
ENDING ACCOUNT VALUE	\$16,313,076.71
Estimated Annual Income	\$381,621.50

¹ Net Change in Portfolio is the difference between the ending account value and beginning account value after activity.

Asset Summary

Percent	Asset Type	Last Period	This Period
1%	Cash, Money Funds, and Bank Deposits	11,287.20	8,290.36
99%	Fixed Income	16,041,119.74	16,304,786.35
100%	Account Total	\$16,052,406.94	\$16,313,076.71

Please review your allocation periodically with your Account Executive.

Client Service Information

Your Account Executive: ATT
ANDREW CARDINALI**Contact Information****E-Mail Address:**
customerservice@mbssecurities.com**Client Service Information****Service Hours:** Weekdays 09:00 a.m. - 05:00 p.m. (EST)
Client Service Telephone Number: (800) 967-9045
Web Site: WWW.MBSSECURITIES.COM

Your Account Information

INVESTMENT OBJECTIVE

Investment Objective: NONE SPECIFIED

Please discuss your investment objective with your Account Executive.

TAX LOT DEFAULT DISPOSITION METHOD

Default Method for Mutual Funds: First In First Out

Default Method for Stocks in a Dividend Reinvestment Plan: First In First Out

Default Method for all Other Securities: First In First Out

BOND AMORTIZATION ELECTIONS

Amortize premium on taxable bonds based on Constant Yield Method: Yes

Accrual market discount method for all other bond types: Constant Yield Method

Include market discount in income annually: No

ELECTRONIC DELIVERY

Your electronic delivery selections for account communications are listed below:

Electronic Delivery

Enrollment	Communication
<input checked="" type="checkbox"/>	Statements and Reports
<input checked="" type="checkbox"/>	Trade Confirmations
<input checked="" type="checkbox"/>	Tax Documents
<input checked="" type="checkbox"/>	Notifications
<input checked="" type="checkbox"/>	Prospectus
<input checked="" type="checkbox"/>	Proxy/Shareholder Communications

You have not enrolled any of the above documents for electronic delivery. Please log in to your account to make any changes to your preferences.

Income and Expense Summary

	Current Period		Year-to-Date	
	Taxable	Non Taxable	Taxable	Non Taxable
Interest Income				
Other Interest	30,942.78	0.00	69,638.09	0.00
Total Dividends, Interest, Income and Expenses	\$30,942.78	\$0.00	\$69,638.09	\$0.00

Portfolio Holdings

Description	Quantity	Opening Balance	Closing Balance	Accrued Income	30-Day Yield
CASH, MONEY FUNDS, AND BANK DEPOSITS 1.00% of Portfolio					
Cash Balance		11,287.20	8,290.36		



February 1, 2019 - February 28, 2019
MEDINA CITY SCHOOLS

Portfolio Holdings (continued)

Description	Quantity	Opening Balance	Closing Balance	Accrued Income	30-Day Yield
CASH, MONEY FUNDS, AND BANK DEPOSITS (continued)					
TOTAL CASH, MONEY FUNDS, AND BANK DEPOSITS		\$11,287.20	\$8,290.36	\$0.00	

Description	Quantity	Market Price	Market Value	Accrued Interest	Estimated Annual Income	Estimated Yield
FIXED INCOME 99.00% of Portfolio (In Maturity Date Sequence)						
Certificates of Deposit						
¹ CATHAY BK LOS ANGELES CALIF CTF DEP ACT/365 MONTHLY 1.700% 03/07/19 B/E DTD 09/07/17 1ST CPN DTE 10/07/17 Security Identifier: 149159LG8	248,000.000	99.9900	247,975.20	242.56	4,216.00	1.70%
¹ WASHINGTON TR CO WESTERLY R I CTF DEP ACT/365 SEMI-ANNUALLY 1.600% 03/08/19 B/E DTD 09/08/17 Security Identifier: 940637JJ1	248,000.000	99.9860	247,965.28	1,880.72	3,968.00	1.60%
¹ BANK HOPE LOS ANGELES CA CTF DEP ACT/365 MONTHLY 1.600% 03/22/19 B/E DTD 09/22/17 1ST CPN DTE 10/22/17 Security Identifier: 062683AN7	248,000.000	99.9630	247,908.24	65.23	3,968.00	1.60%
¹ LAKE CITY BK WARSAW IND CTF DEP ACT/365 MONTHLY 1.600% 03/22/19 B/E DTD 03/22/17 1ST CPN DTE 04/22/17 Security Identifier: 508176CH5	249,000.000	99.9630	248,907.87	65.49	3,984.00	1.60%
¹ PEOPLES BK EWING VA CTF DEP ACT/365 MONTHLY 1.700% 03/28/19 B/E DTD 12/28/17 1ST CPN DTE 01/28/18 Security Identifier: 710347AK1	248,000.000	99.9610	247,903.28	0.00	4,216.00	1.70%
WHITNEY BK GULFPORT MS CTF DEP ACT/365 SEMI-ANNUALLY 1.650% 04/22/19 B/E DTD 04/20/17 1ST CPN DTE 10/20/17 Security Identifier: 966594AY9	248,000.000	99.9150	247,789.20	1,468.64	4,092.00	1.65%

Portfolio Holdings (continued)

Description	Quantity	Market Price	Market Value	Accrued Interest	Estimated Annual Income	Estimated Yield
FIXED INCOME (continued)						
Certificates of Deposit (continued)						
UBS BK USA SALT LAKE CITY UT CTF DEP ACT/365 MONTHLY 2.150% 04/30/19 B/E DTD 04/30/18 1ST CPN DTE 05/30/18 Security Identifier: 90348JCL2	248,000.000	99.9860	247,965.28	0.00	5,332.00	2.15%
CITY NATL BK FLA MIAMI CTF DEP ACT/365 AT-MATURITY 2.200% 05/24/19 B/E DTD 05/24/18 1ST CPN DTE 05/24/19 Security Identifier: 17801DDTO	244,000.000	99.9700	243,926.80	4,117.92	5,368.00	2.20%
FIRST BK SOUTH PINES NORTH CAROLINA CTF DEP ACT/365 1.700% 05/31/19 B/E DTD 05/31/17 1ST CPN DTE 06/30/17 Security Identifier: 31931TEL5	247,000.000	99.8490	246,627.03	0.00	4,199.00	1.70%
MIDLAND STS BK EFFINGHAM ILL CTF DEP ACT/365 1.850% 06/14/19 B/E DTD 12/14/17 CALLABLE Security Identifier: 59774QFG2	248,000.000	99.8680	247,672.64	175.98	4,588.00	1.85%
FIDELITY BK NEW ORLEANS LA CTF DEP ACT/365 MONTHLY 1.900% 07/19/19 B/E DTD 01/19/18 1ST CPN DTE 02/19/18 Security Identifier: 31617CAH6	248,000.000	99.8340	247,588.32	116.19	4,712.00	1.90%
COMENITY CAP BK SALT LAKE CITY UTAH CTF DEP ACT/365 1.700% 07/24/19 B/E DTD 07/24/17 1ST CPN DTE 08/24/17 Security Identifier: 20033AVA1	248,000.000	99.7480	247,375.04	46.20	4,216.00	1.70%
UNITY BK CLINTON NJ CTF DEP ACT/365 MONTHLY 1.950% 07/30/19 B/E DTD 01/30/18 1ST CPN DTE 02/28/18 Security Identifier: 91330ABJ5	248,000.000	99.8380	247,598.24	0.00	4,836.00	1.95%
SOUTHWEST NATL BK WICHITA KANS CTF DEP ACT/365 MONTHLY 2.000% 08/02/19 B/E DTD 02/02/18 1ST CPN DTE 03/02/18 Security Identifier: 845182BE3	248,000.000	99.8570	247,645.36	353.32	4,960.00	2.00%
MORGAN STANLEY PRIVATE BK NATL ASSN PUR N Y CTF DEP ACT/365 1.700% 08/05/19 B/E DTD 08/03/17 Security Identifier: 61760ACL1	248,000.000	99.7210	247,308.08	288.77	4,216.00	1.70%



February 1, 2019 - February 28, 2019
MEDINA CITY SCHOOLS

Portfolio Holdings (continued)

Description	Quantity	Market Price	Market Value	Accrued Interest	Estimated Annual Income	Estimated Yield
FIXED INCOME (continued)						
Certificates of Deposit (continued)						
STERLING BK POPLAR BLUFF MO CTF DEP ACT/365 MONTHLY 1.750% 08/08/19 B/E DTD 09/08/17 1ST CPN DTE 10/08/17 Security Identifier: 85916VCD5	248,000.000	99.7410	247,357.68	237.81	4,340.00	1.75%
CAPITAL ONE NATL ASSN MCLEAN VA CTF DEP ACT/365 1.700% 08/23/19 B/E DTD 08/23/17 1ST CPN DTE 02/23/18 Security Identifier: 14042RHJ3	248,000.000	99.6840	247,216.32	57.75	4,216.00	1.70%
ENERBANK USA SALT LAKE CITY UTAH CTF DEP ACT/365 MONTHLY 1.700% 09/16/19 B/E DTD 09/15/17 1ST CPN DTE 10/15/17 Security Identifier: 29266N6E2	248,000.000	99.6400	247,107.20	150.16	4,216.00	1.70%
BANKERS BK OKLA CITY CTF DEP ACT/365 MONTHLY 1.700% 09/20/19 B/E DTD 09/20/17 1ST CPN DTE 10/20/17 Security Identifier: 06610QDM0	248,000.000	99.6320	247,087.36	92.41	4,216.00	1.70%
FIRST NATL BK LONG IS N Y CTF DEP ACT/365 MONTHLY 2.300% 09/30/19 B/E DTD 03/28/18 1ST CPN DTE 04/28/18 Security Identifier: 329864AB8	248,000.000	99.9580	247,895.84	0.00	5,704.00	2.30%
MAGNOLIA BK INC KY CTF DEP ACT/365 MONTHLY 1.750% 10/11/19 B/E DTD 10/12/17 CALLABLE Security Identifier: 559582AA9	248,000.000	99.6170	247,050.16	190.25	4,340.00	1.75%
MERRICK BK SOUTH JORDAN UTAH CTF DEP ACT/365 MONTHLY 1.700% 10/30/19 B/E DTD 10/30/17 1ST CPN DTE 11/30/17 Security Identifier: 59013JD22	248,000.000	99.5420	246,864.16	0.00	4,216.00	1.70%
BELMONT BK & TR CO CHICAGO IL CTF DEP ACT/365 MONTHLY 1.700% 11/06/19 B/E DTD 11/06/17 1ST CPN DTE 12/06/17 Security Identifier: 08016PCP2	248,000.000	99.5300	246,834.40	254.12	4,216.00	1.70%



Portfolio Holdings (continued)

Description	Quantity	Market Price	Market Value	Accrued Interest	Estimated Annual Income	Estimated Yield
FIXED INCOME (continued)						
Certificates of Deposit (continued)						
KEARNY BK NEW JERSEY CTF DEP ACT/365 SEMI-ANNUALLY 1.700% 11/15/19 B/E DTD 11/15/17 1ST CPN DTE 05/15/18 Security Identifier: 48714LAE9	247,000.000	99.5090	245,787.23	1,207.93	4,199.00	1.70%
UMPQUA BK ROSEBURG ORE CTF DEP ACT/365 SEMIANNUAL 2.500% 11/25/19 B/E DTD 05/25/18 1ST CPN DTE 11/25/18 Security Identifier: 90421MCF8	246,000.000	100.0680	246,167.28	1,600.68	6,150.00	2.49%
KENNEBEC SVGS BK AUGUSTA ME CTF DEP ACT/365 SEMI-ANNUALLY 1.700% 11/29/19 B/E DTD 11/28/17 Security Identifier: 489265AW8	247,000.000	99.4750	245,703.25	1,058.38	4,199.00	1.70%
PINNACLE BK NASHVILLE TENN CTF DEP ACT/365 MONTHLY 2.550% 12/16/19 B/E DTD 06/15/18 1ST CPN DTE 07/15/18 Security Identifier: 72345SGZ8	248,000.000	100.0950	248,235.60	225.24	6,324.00	2.54%
NATIONWIDE BK COLUMBUS OHIO CTF DEP ACT/365 MONTHLY 1.850% 02/28/20 B/E DTD 11/30/17 1ST CPN DTE 12/30/17 Security Identifier: 63861NAK1	248,000.000	99.3460	246,378.08	0.00	4,588.00	1.86%
LIVE OAK BKG CO WILMINGTON N C CTF DEP ACT/365 2.400% 03/09/20 B/E DTD 03/09/18 1ST CPN DTE 04/01/18 Security Identifier: 538036DK7	248,000.000	99.8780	247,697.44	440.28	5,952.00	2.40%
STATE BK INDIA LOS ANGELES CALIF CTF DEP ACT/365 SEMI-ANNUALLY 2.500% 03/20/20 B/E DTD 03/21/18 Security Identifier: 85628YBG2	246,000.000	99.9720	245,931.12	2,695.89	6,150.00	2.50%
STIFEL BK & TR ST LOUIS MO CTF DEP ACT/365 2.550% 03/30/20 B/E DTD 03/29/18 1ST CPN DTE 04/29/18 Security Identifier: 86063QAD7	248,000.000	100.0200	248,049.60	0.00	6,324.00	2.54%
WEBBANK SALT LAKE CITY UTAH CTF DEP ACT/365 MONTHLY 1.850% 03/30/20 B/E DTD 09/28/17 CALLABLE Security Identifier: 947547JQ9	248,000.000	99.2710	246,192.08	0.00	4,588.00	1.86%



February 1, 2019 - February 28, 2019
MEDINA CITY SCHOOLS

Portfolio Holdings (continued)

Description	Quantity	Market Price	Market Value	Accrued Interest	Estimated Annual Income	Estimated Yield
FIXED INCOME (continued)						
Certificates of Deposit (continued)						
ISRAEL DISC BK NEW YORK N Y CTF DEP ACT/365 SEMI-ANNUALLY 2.700% 05/04/20 DTD 05/04/18 Security Identifier: 465076KG1	246,000.000	100.1720	246,423.12	2,110.88	6,642.00	2.69%
MERCANTILE BK MICH GRAND RAPIDS CTF DEP ACT/365 SEMI-ANNUALLY 2.750% 06/01/20 B/E DTD 06/01/18 Security Identifier: 58740XZM5	246,000.000	100.2280	246,560.88	1,649.55	6,765.00	2.74%
ALLEGIANCE BK HOUSTON TEX CTF DEP ACT/365 SEMI-ANNUALLY 2.800% 06/15/20 B/E DTD 06/13/18 Security Identifier: 01748DBC9	246,000.000	100.2890	246,710.94	1,453.08	6,888.00	2.79%
ENTERPRISE BK & TR CLAYTON MO CTF DEP ACT/365 2.800% 06/22/20 B/E DTD 06/22/18 1ST CPN DTE 07/22/18 Security Identifier: 29367SHX5	248,000.000	100.2910	248,721.68	114.15	6,944.00	2.79%
FIRST FINL BK CINCINNATI OH CTF DEP ACT/365 SEMI-ANNUALLY 2.900% 06/26/20 B/E DTD 12/26/18 Security Identifier: 32021SFP6	246,000.000	100.4180	247,028.28	1,250.89	7,134.00	2.88%
FIRST REP BK SAN FRANCISCO CALIF NEW CTF DEP ACT/365 2.750% 07/27/20 B/E DTD 07/27/18 1ST CPN DTE 01/27/19 Security Identifier: 33616CAZ3	246,000.000	100.2170	246,533.82	593.10	6,765.00	2.74%
MORGAN STANLEY BK N A SALT LAKE CITY UTAH CTF DEP ACT/365 SEMI-ANNUALLY 2.750% 08/03/20 B/E DTD 08/02/18 Security Identifier: 61747M4K4	248,000.000	100.2160	248,535.68	485.81	6,820.00	2.74%
BANK AMER NA CHARLOTTE NC CTF DEP ACT/365 SEMI-ANNUALLY 2.750% 08/17/20 DTD 08/15/18 Security Identifier: 06051VB70	246,000.000	100.2120	246,521.52	240.95	6,765.00	2.74%

Portfolio Holdings (continued)

Description	Quantity	Market Price	Market Value	Accrued Interest	Estimated Annual Income	Estimated Yield
FIXED INCOME (continued)						
Certificates of Deposit (continued)						
ORIENTAL BK BROKERED INSTL CTF DEP ACT/365 2.800% 09/14/20 B/E DTD 09/12/18 1ST CPN DTE 03/12/19 Security Identifier: 68621KCC3	246,000.000	100.2750	246,676.50	3,189.24	6,888.00	2.79%
CONNECTONE BK ENGLEWOOD CLIFFS N J CTF DEP ACT/365 MONTHLY 2.800% 09/18/20 B/E DTD 09/19/18 Security Identifier: 20786ACJ2	248,000.000	100.2770	248,686.96	171.22	6,944.00	2.79%
BARCLAYS BK DEL RETAIL CTF DEP 3A2 PROGRAM BOOK ENTRY INSTL CTF DEP 1.950% 09/21/20 B/E DTD 09/20/17 Security Identifier: 06740KKUO	247,000.000	98.9860	244,495.42	2,124.54	4,816.50	1.96%
MAIN STR BK BINGHAM FARMS MI CTF DEP ACT/365 2.900% 10/05/20 B/E DTD 10/04/18 1ST CPN DTE 11/04/18 Security Identifier: 56035BBN5	248,000.000	100.4270	249,058.96	472.90	7,192.00	2.88%
WEX BK MIDVALE UTAH CTF DEP ACT/365 SEMI-ANNUALLY 2.000% 10/19/20 B/E DTD 10/18/17 1ST CPN DTE 04/18/18 Security Identifier: 92937CGB8	247,000.000	98.9890	244,502.83	1,800.05	4,940.00	2.02%
GOLDMAN SACHS BK USA NEW YORK CTF DEP ACT/365 SEMI-ANNUALLY 2.050% 11/23/20 B/E DTD 11/22/17 Security Identifier: 38148PTD9	247,000.000	98.9860	244,495.42	1,359.52	5,063.50	2.07%
BLACKRIDGEBANK FARGO N D CTF DEP ACT/365 MONTHLY 2.100% 12/22/20 B/E DTD 12/22/17 CALLABLE Security Identifier: 09248ABG4	248,000.000	99.0020	245,524.96	85.61	5,208.00	2.12%
MERCANTIL BK NATL ASSN CORAL GABLES FLA CTF DEP ACT/365 MONTHLY 2.200% 12/29/20 B/E DTD 12/29/17 Security Identifier: 58733AES4	248,000.000	99.1640	245,926.72	0.00	5,456.00	2.21%
DISCOVER BK GEENWOOD DEL CTF DEP ACT/365 2.500% 02/01/21 B/E DTD 01/31/18 1ST CPN DTE 07/31/18 CPN PMT SEMI ANNUAL Security Identifier: 254673LX2	246,000.000	99.6510	245,141.46	471.78	6,150.00	2.50%



February 1, 2019 - February 28, 2019
 MEDINA CITY SCHOOLS

Portfolio Holdings (continued)

Description	Quantity	Market Price	Market Value	Accrued Interest	Estimated Annual Income	Estimated Yield
FIXED INCOME (continued)						
Certificates of Deposit (continued)						
FIRST NATL BK MCGREGOR TEX CTF DEP ACT/365 MONTHLY 2.650% 02/01/21 B/E DTD 01/31/19 1ST CPN DTE 02/28/19 Security Identifier: 32112UCU3	245,000.000	99.9320	244,833.40	0.00	6,492.50	2.65%
CITIBANK NATL ASSN SIOUX FALLS S D CTF DEP ACT/365 SEMI-ANNUALLY 2.700% 03/29/21 B/E DTD 03/29/18 Security Identifier: 17312QH77	246,000.000	99.9750	245,938.50	2,765.98	6,642.00	2.70%
SYNCHRONY BK RETAIL CTF DEP PROGRAM BOOK ENTRY FIDELITY INSTL CTF DEP 2.700% 04/13/21 B/E DTD 04/13/18 Security Identifier: 87165FUN2	246,000.000	99.9610	245,904.06	2,474.83	6,642.00	2.70%
TOWNEBANK PORTSMOUTH VA CTF DEP ACT/365 SEMI-ANNUALLY 2.800% 04/30/21 B/E DTD 04/30/18 1ST CPN DTE 10/30/18 Security Identifier: 89214PBL2	246,000.000	100.1550	246,381.30	2,283.42	6,888.00	2.79%
CTBC BK CORP USA LOS ANGELES CALIF CTF DEP ACT/365 3.000% 06/15/21 B/E DTD 06/15/18 1ST CPN DTE 12/15/18 Security Identifier: 12651HAB5	246,000.000	100.5640	247,387.44	1,516.44	7,380.00	2.98%
HERITAGE BK HOPKINSVILLE KY CTF DEP ACT/365 MONTHLY 3.000% 06/21/21 B/E DTD 06/19/18 1ST CPN DTE 07/19/18 Security Identifier: 42724JEG6	248,000.000	100.5670	249,406.16	183.45	7,440.00	2.98%
FIRST BK HIGHLAND PK ILL CTF DEP ACT/365 SEMI-ANNUALLY 3.100% 06/29/21 B/E DTD 06/29/18 CALLABLE 03/29/19 Security Identifier: 319141KT3	246,000.000	100.0560	246,137.76	1,274.48	7,626.00	3.09%
CHIPPEWA VY BK WINTER WIS CTF DEP ACT/365 MONTHLY 3.000% 07/06/21 B/E DTD 07/06/18 1ST CPN DTE 08/06/18 Security Identifier: 169894AP7	248,000.000	100.5620	249,393.76	448.44	7,440.00	2.98%

Portfolio Holdings (continued)

Description	Quantity	Market Price	Market Value	Accrued Interest	Estimated Annual Income	Estimated Yield
FIXED INCOME (continued)						
Certificates of Deposit (continued)						
BMW BK NORTH AMER SALT LAKE CITY UTAH CTF DEP ACT/365 SEMI-ANNUALLY 3.000% 07/13/21 B/E DTD 07/13/18 Security Identifier: 05580ANK6	246,000.000	100.5560	247,367.76	930.08	7,380.00	2.98%
COMMUNITY FINL SVCS BK BENTON KY CTF DEP ACT/365 MONTHLY 3.000% 07/26/21 B/E DTD 07/25/18 CALLABLE Security Identifier: 20364ACD5	248,000.000	100.0560	248,138.88	61.15	7,440.00	2.99%
SECURITY ST BK FARWELL TEX CTF DEP ACT/365 MONTHLY 3.000% 08/09/21 B/E DTD 08/08/18 CALLABLE 03/08/19 Security Identifier: 81500JAN3	248,000.000	100.0670	248,166.16	407.67	7,440.00	2.99%
PEOPLES SEC BK & TR CO SCRANTON PA CTF DEP ACT/365 3.050% 08/31/21 B/E DTD 08/31/18 1ST CPN DTE 02/28/19 Security Identifier: 712303AB2	248,000.000	100.0640	248,158.72	0.00	7,564.00	3.04%
FIRST NATL BK DAMARISCOTTA ME CTF DEP ACT/365 3.150% 10/25/21 B/E DTD 10/25/18 CALLABLE 10/25/19 Security Identifier: 32117BCM8	248,000.000	100.5160	249,279.68	64.21	7,812.00	3.13%
UNITED BANKERS BK BLOOMINGTON MINN CTF DEP ACT/365 MONTHLY 3.250% 12/20/21 B/E DTD 12/19/18 CALLABLE 12/19/19 Security Identifier: 909557JA9	248,000.000	100.6840	249,696.32	198.74	8,060.00	3.22%
BMO HARRIS BK NATL ASSN CHICAGO ILL CTF DEP ACT/365 QUARTERLY 3.000% 01/28/22 B/E DTD 01/28/19 Security Identifier: 05581WK53	245,000.000	100.2600	245,637.00	624.25	7,350.00	2.99%
MAIN STR BK CORP WHEELING WV CTF DEP ACT/365 2.950% 02/01/22 B/E DTD 02/01/19 1ST CPN DTE 05/01/19 Security Identifier: 56034WAS0	248,000.000	100.3100	248,768.80	541.18	7,316.00	2.94%
SALLIE MAE BK SALT LAKE CITY UT CTF DEP ACT/365 SEMI-ANNUALLY 2.650% 01/31/23 B/E DTD 01/31/18 Security Identifier: 795450J71	246,000.000	98.7540	242,934.84	500.09	6,519.00	2.68%
Total Certificates of Deposit:	16,319,000.000		\$16,304,786.35	\$48,879.60	\$381,621.50	



February 1, 2019 - February 28, 2019
MEDINA CITY SCHOOLS

Portfolio Holdings (continued)

Description	Quantity	Market Price	Market Value	Accrued Interest	Estimated Annual Income	Estimated Yield
FIXED INCOME (continued)						
TOTAL FIXED INCOME	16,319,000.000		\$16,304,786.35	\$48,879.60	\$381,621.50	
				Accrued Interest	Estimated Annual Income	
Total Portfolio Holdings			Market Value \$16,313,076.71	\$48,879.60	\$381,621.50	

¹ This bond is maturing.

Portfolio Holdings Disclosures

Pricing

This section includes the net market value of the securities in your account on a settlement date basis, including short positions, at the close of the statement period. The market prices, unless otherwise noted, have been obtained from independent vendor services, which we believe to be reliable. Market prices do not constitute a bid or an offer, and may differ from the actual sale price. Securities for which a price is not available are marked "N/A" and are omitted from the Total. THE AS OF PRICE DATE ONLY APPEARS WHEN THE PRICE DATE DOES NOT EQUAL THE STATEMENT DATE.

Estimated Annual Figures

The estimated annual income (EAI) and estimated annual yield (EAY) figures are estimates and for informational purposes only. These figures are not considered to be a forecast or guarantee of future results. These figures are computed using information from providers believed to be reliable; however, no assurance can be made as to the accuracy. Since interest and dividend rates are subject to change at any time, and may be affected by current and future economic, political, and business conditions, they should not be relied on for making investment, trading, or tax decisions. These figures assume that the position quantities, interest and dividend rates, and prices remain constant. A capital gain or return of principal may be included in the figures for certain securities, thereby overstating them. Refer to www.pershing.com/disclosures for specific details as to formulas used to calculate the figures. Accrued interest represents interest earned but not yet received.

Reinvestment

The dollar amount of Mutual Fund distributions, Money Market Fund dividend income, Bank Deposit interest income, or dividends for other securities shown on your statement may have been reinvested. You will not receive confirmation of these reinvestments. Upon written request to your financial institution, information pertaining to these transactions, including the time of execution and the name of the person from whom your security was purchased, may be obtained. In dividend reinvestment transactions, Pershing acts as your agent and receives payment for order flow.

Option Disclosure

Information with respect to commissions and other charges incurred in connection with the execution of option transactions has been included in confirmations previously furnished to you. A summary of this information is available to you promptly upon your written request directed to your introducing firm. In order to assist your introducing firm in maintaining

Portfolio Holdings Disclosures (continued)

Option Disclosure (continued)

current background and financial information concerning your option accounts, please promptly advise them in writing of any material change in your investment objectives or financial situation. Expiring options which are valuable are exercised automatically pursuant to the exercise by exception procedure of the Options Clearing Corporation. Additional information regarding this procedure is available upon written request to your introducing firm.

Certificates of Deposit

Please be advised that the secondary market for CDs is generally illiquid; the actual value of CDs may be different from their purchase price; and a significant loss of principal could result if your CDs are sold prior to maturity. In the event that the CDs listed above do not indicate a market valuation, an accurate market value could not be determined. In the event that a price is listed above for your CDs, Pershing has obtained a price from sources deemed to be reliable or has priced your CDs using a matrix formula. Prices are estimates and the actual value you may obtain for your CD may be different if you elect to sell your CD in the secondary market.

Foreign Currency Transactions

Pershing will execute foreign currency transactions as principal for your account. Pershing may automatically convert foreign currency to or from U.S. dollars for dividends and similar corporate action transactions unless you instruct your financial organization otherwise. Pershing's currency conversion rate will not exceed the highest interbank conversion rate identified from customary banking sources on the conversion date or the prior business day, increased by up to 1%, unless a particular rate is required by applicable law. Your financial organization may also increase the currency conversion rate. This conversion rate may differ from rates in effect on the date you executed a transaction, incurred a charge, or received a credit. Transactions converted by agents (such as depositories) will be billed at the rates such agents use.

Proxy Vote

Securities not fully paid for in your margin account may be lent by Pershing to itself or others in accordance with the terms outlined in the Margin Agreement. The right to vote your shares held on margin may be reduced by the amount of shares on loan. The Proxy Voting Instruction Form sent to you may reflect a smaller number of shares entitled to vote than the number of shares in your margin account.

Activity Summary (All amounts shown are in base currency)

	Credits This Period	Debits This Period	Net This Period	Credits Year-to-Date	Debits Year-to-Date	Net Year-to-Date
Securities						
Securities Bought	0.00	-248,000.00	-248,000.00	0.00	-738,000.00	-738,000.00
Total Securities	\$0.00	-\$248,000.00	-\$248,000.00	\$0.00	-\$738,000.00	-\$738,000.00
Dividends and Interest	\$30,942.78	\$0.00	\$30,942.78	\$69,638.09	\$0.00	\$69,638.09
Distributions	\$0.00	\$0.00	\$0.00	\$738,000.00	\$0.00	\$738,000.00
Cash						
Withdrawals	0.00	-33,939.62	-33,939.62	0.00	-554,359.24	-554,359.24
Deposits	248,000.00	0.00	248,000.00	493,000.00	0.00	493,000.00
Total Cash	\$248,000.00	-\$33,939.62	\$214,060.38	\$493,000.00	-\$554,359.24	-\$61,359.24
Totals	\$278,942.78	-\$281,939.62	-\$2,996.84	\$1,300,638.09	-\$1,292,359.24	\$8,278.85

February 1, 2019 - February 28, 2019
MEDINA CITY SCHOOLS

Transactions by Type of Activity

Process/ Settlement Date	Trade/ Transaction Date	Activity Type	Description	Quantity	Price	Accrued Interest	Amount	Currency
Securities Bought and Sold								
02/01/19	01/08/19	PURCHASED	MAIN STR CORP WHEELING WV CTF DEP ACT/365 2.950%	248,000.000	100.0000		-248,000.00	USD
		56034WASO	02/01/22 B/E DTD 02/01/19 YLD 2.950 TO MAT					
Total Securities Bought and Sold						\$0.00	-\$248,000.00	USD
Dividends and Interest								
02/01/19		BOND INTEREST RECEIVED	248000 LIVE OAK BKG CO WILMINGTON N C CTF DEP ACT/365				505.51	USD
		538036DK7	2.400% 03/09/20 B/E DTD 03/09/18 RD 01/17 PD 02/01/19					
02/04/19		BOND INTEREST RECEIVED	248000 MAIN STR BK BINGHAM FARMS MI CTF DEP ACT/365				610.83	USD
		56035BBN5	2.900% 10/05/20 B/E DTD 10/04/18 RD 01/20 PD 02/04/19					
02/04/19		BOND INTEREST RECEIVED	248000 MORGAN STANLEY BK N A SALT LAKE CITY UTAH CTF				3,438.03	USD
		61747M4K4	DEP ACT/365 SEMI-ANNUALLY 2.750% 08/03/20 B/E DTD 08/02/18 RD 01/18 PD 02/02/19					
02/04/19		BOND INTEREST RECEIVED	248000 MORGAN STANLEY PRIVATE BK NATL ASSN PUR N Y				2,125.33	USD
		61760ACL1	CTF DEP ACT/365 1.700% 08/05/19 B/E DTD 08/03/17 RD 01/19 PD 02/03/19					
02/04/19		BOND INTEREST RECEIVED	248000 SOUTHWEST NATL BK WICHITA KANS CTF DEP				421.26	USD
		845182BE3	ACT/365 MONTHLY 2.000% 08/02/19 B/E DTD 02/02/18 RD 01/18 PD 02/02/19					
02/06/19		BOND INTEREST RECEIVED	248000 BELMONT BK & TR CO CHICAGO IL CTF DEP ACT/365				358.07	USD
		08016PCP2	MONTHLY 1.700% 11/06/19 B/E DTD 11/06/17 RD 01/22 PD 02/06/19					
02/06/19		BOND INTEREST RECEIVED	248000 CHIPPEWA VY BK WINTER WIS CTF DEP ACT/365				631.89	USD
		169894AP7	MONTHLY 3.000% 07/06/21 B/E DTD 07/06/18 RD 01/22 PD 02/06/19					
02/07/19		BOND INTEREST RECEIVED	248000 CATHAY BK LOS ANGELES CALIF CTF DEP ACT/365				358.07	USD
		149159LG8	MONTHLY 1.700% 03/07/19 B/E DTD 09/07/17 RD 01/23 PD 02/07/19					
02/08/19		BOND INTEREST RECEIVED	248000 SECURITY ST BK FARWELL TEX CTF DEP ACT/365				631.89	USD
		81500JAN3	MONTHLY 3.000% 08/09/21 B/E DTD 08/08/18 CLB RD 01/24 PD 02/08/19					

Transactions by Type of Activity (continued)

Process/ Settlement Date	Trade/ Transaction Date	Activity Type	Description	Quantity	Price	Accrued Interest	Amount	Currency
Dividends and Interest (continued)								
02/08/19		BOND INTEREST RECEIVED 85916VCD5	248000 STERLING BK POPLAR BLUFF MO CTF DEP ACT/365 MONTHLY 1.750% 08/08/19 B/E DTD 09/08/17 RD 01/24 PD 02/08/19				368.60	USD
02/12/19		BOND INTEREST RECEIVED 559582AA9	248000 MAGNOLIA BK INC KY CTF DEP ACT/365 MONTHLY 1.750% 10/11/19 B/E DTD 10/12/17 CLB RD 01/28 PD 02/12/19				368.60	USD
02/14/19		BOND INTEREST RECEIVED 59774QFG2	248000 MIDLAND STS BK EFFINGHAM ILL CTF DEP ACT/365 1.850% 06/14/19 B/E DTD 12/14/17 CLB RD 01/30 PD 02/14/19				389.67	USD
02/15/19		BOND INTEREST RECEIVED 06051VB70	246000 BANK AMER NA CHARLOTTE NC CTF DEP ACT/365 SEMI-ANNUALLY 2.750% 08/17/20 DTD 08/15/18 RD 01/31 PD 02/15/19				3,410.30	USD
02/15/19		BOND INTEREST RECEIVED 29266N6E2	248000 ENERBANK USA SALT LAKE CITY UTAH CTF DEP ACT/365 MONTHLY 1.700% 09/16/19 B/E DTD 09/15/17 RD 01/31 PD 02/15/19				358.07	USD
02/15/19		BOND INTEREST RECEIVED 72345SGZ8	248000 PINNACLE BK NASHVILLE TENN CTF DEP ACT/365 MONTHLY 2.550% 12/16/19 B/E DTD 06/15/18 RD 01/31 PD 02/15/19				537.11	USD
02/19/19		BOND INTEREST RECEIVED 20786ACJ2	248000 CONNECTONE BK ENGLEWOOD CLIFFS N J CTF DEP ACT/365 MONTHLY 2.800% 09/18/20 B/E DTD 09/19/18 RD 02/04 PD 02/19/19				589.76	USD
02/19/19		BOND INTEREST RECEIVED 31617CAH6	248000 FIDELITY BK NEW ORLEANS LA CTF DEP ACT/365 MONTHLY 1.900% 07/19/19 B/E DTD 01/19/18 RD 02/04 PD 02/19/19				400.20	USD
02/19/19		BOND INTEREST RECEIVED 42724JEG6	248000 HERITAGE BK HOPKINSVILLE KY CTF DEP ACT/365 MONTHLY 3.000% 06/21/21 B/E DTD 06/19/18 RD 02/04 PD 02/19/19				631.89	USD
02/19/19		BOND INTEREST RECEIVED 909557JA9	248000 UNITED BANKERS BK BLOOMINGTON MINN CTF DEP ACT/365 MONTHLY 3.250% 12/20/21 B/E DTD 12/19/18 CLB RD 02/04 PD 02/19/19				684.55	USD
02/20/19		BOND INTEREST RECEIVED 06610QDM0	248000 BANKERS BK OKLA CITY CTF DEP ACT/365 MONTHLY 1.700% 09/20/19 B/E DTD 09/20/17 RD 02/05 PD 02/20/19				358.07	USD
02/22/19		BOND INTEREST RECEIVED 062683AN7	248000 BANK HOPE LOS ANGELES CA CTF DEP ACT/365 MONTHLY 1.600% 03/22/19 B/E DTD 09/22/17 RD 02/07 PD 02/22/19				337.01	USD



February 1, 2019 - February 28, 2019
 MEDINA CITY SCHOOLS

Transactions by Type of Activity (continued)

Process/ Settlement Date	Trade/ Transaction Date	Activity Type	Description	Quantity	Price	Accrued Interest	Amount	Currency
Dividends and Interest (continued)								
02/22/19		BOND INTEREST RECEIVED 09248ABG4	248000 BLACKRIDGEBANK FARGO N D CTF DEP ACT/365 MONTHLY 2.100% 12/22/20 B/E DTD 12/22/17 CLB RD 02/07 PD 02/22/19				442.32	USD
02/22/19		BOND INTEREST RECEIVED 29367SHX5	248000 ENTERPRISE BK & TR CLAYTON MO CTF DEP ACT/365 2.800% 06/22/20 B/E DTD 06/22/18 RD 02/07 PD 02/22/19				589.76	USD
02/22/19		BOND INTEREST RECEIVED 508176CH5	249000 LAKE CITY BK WARSAW IND CTF DEP ACT/365 MONTHLY 1.600% 03/22/19 B/E DTD 03/22/17 RD 02/07 PD 02/22/19				338.37	USD
02/25/19		BOND INTEREST RECEIVED 14042RHJ3	248000 CAPITAL ONE NATL ASSN MCLEAN VA CTF DEP ACT/365 1.700% 08/23/19 B/E DTD 08/23/17 RD 02/08 PD 02/23/19				2,125.33	USD
02/25/19		BOND INTEREST RECEIVED 20033AVA1	248000 COMENITY CAP BK SALT LAKE CITY UTAH CTF DEP ACT/365 1.700% 07/24/19 B/E DTD 07/24/17 RD 02/09 PD 02/24/19				358.07	USD
02/25/19		BOND INTEREST RECEIVED 20364ACD5	248000 COMMUNITY FINL SVCS BK BENTON KY CTF DEP ACT/365 MONTHLY 3.000% 07/26/21 B/E DTD 07/25/18 CLB RD 02/10 PD 02/25/19				631.89	USD
02/25/19		BOND INTEREST RECEIVED 32117BCM8	248000 FIRST NATL BK DAMARISCOTTA ME CTF DEP ACT/365 3.150% 10/25/21 B/E DTD 10/25/18 CLB RD 02/10 PD 02/25/19				663.48	USD
02/28/19		BOND INTEREST RECEIVED 31931TEL5	247000 FIRST BK SOUTH PINES NORTH CAROLINA CTF DEP ACT/365 1.700% 05/31/19 B/E DTD 05/31/17 RD 02/13 PD 02/28/19				322.11	USD
02/28/19		BOND INTEREST RECEIVED 32112UCU3	245000 FIRST NATL BK MCGREGOR TEX CTF DEP ACT/365 MONTHLY 2.650% 02/01/21 B/E DTD 01/31/19 RD 02/13 PD 02/28/19				498.05	USD
02/28/19		BOND INTEREST RECEIVED 329864AB8	248000 FIRST NATL BK LONG IS N Y CTF DEP ACT/365 MONTHLY 2.300% 09/30/19 B/E DTD 03/28/18 RD 02/13 PD 02/28/19				484.45	USD

Transactions by Type of Activity (continued)

Process/ Settlement Date	Trade/ Transaction Date	Activity Type	Description	Quantity	Price	Accrued Interest	Amount	Currency
Dividends and Interest (continued)								
02/28/19		BOND INTEREST RECEIVED 58733AES4	248000 MERCANTIL BK NATL ASSN CORAL GABLES FLA CTF DEP ACT/365 MONTHLY 2.200% 12/29/20 B/E DTD 12/29/17 RD 02/13 PD 02/28/19				448.44	USD
02/28/19		BOND INTEREST RECEIVED 59013JD22	248000 MERRICK BK SOUTH JORDAN UTAH CTF DEP ACT/365 MONTHLY 1.700% 10/30/19 B/E DTD 10/30/17 RD 02/13 PD 02/28/19				334.97	USD
02/28/19		BOND INTEREST RECEIVED 63861NAK1	248000 NATIONWIDE BK COLUMBUS OHIO CTF DEP ACT/365 MONTHLY 1.850% 02/28/20 B/E DTD 11/30/17 RD 02/13 PD 02/28/19				364.53	USD
02/28/19		BOND INTEREST RECEIVED 710347AK1	248000 PEOPLES BK EWING VA CTF DEP ACT/365 MONTHLY 1.700% 03/28/19 B/E DTD 12/28/17 RD 02/13 PD 02/28/19				358.07	USD
02/28/19		BOND INTEREST RECEIVED 712303AB2	248000 PEOPLES SEC BK & TR CO SCRANTON PA CTF DEP ACT/365 3.050% 08/31/21 B/E DTD 08/31/18 RD 02/13 PD 02/28/19				3,750.91	USD
02/28/19		BOND INTEREST RECEIVED 86063QAD7	248000 STIFEL BK & TR ST LOUIS MO CTF DEP ACT/365 2.550% 03/30/20 B/E DTD 03/29/18 RD 02/13 PD 02/28/19				519.78	USD
02/28/19		BOND INTEREST RECEIVED 90348JCL2	248000 UBS BK USA SALT LAKE CITY UT CTF DEP ACT/365 MONTHLY 2.150% 04/30/19 B/E DTD 04/30/18 RD 02/13 PD 02/28/19				423.64	USD
02/28/19		BOND INTEREST RECEIVED 91330ABJ5	248000 UNITY BK CLINTON NJ CTF DEP ACT/365 MONTHLY 1.950% 07/30/19 B/E DTD 01/30/18 RD 02/13 PD 02/28/19				384.23	USD
02/28/19		BOND INTEREST RECEIVED 947547JQ9	248000 WEBBANK SALT LAKE CITY UTAH CTF DEP ACT/365 MONTHLY 1.850% 03/30/20 B/E DTD 09/28/17 CLB RD 02/13 PD 02/28/19				389.67	USD
Total Dividends and Interest						\$0.00	\$30,942.78	USD
Cash Withdrawals and Deposits								
02/01/19		ELECTRONIC TRANSACTION USD999997	SEND TO BANK FOR ACH ACH HUNTINGTON NATIONAL BANK				-11,781.20	USD
02/01/19		ELECTRONIC DEPOSIT USD999997	RECV FR BANK FOR ACH ACH HUNTINGTON NATIONAL BANK				248,000.00	USD
02/05/19		ELECTRONIC TRANSACTION USD999997	SEND TO BANK FOR ACH ACH HUNTINGTON NATIONAL BANK				-6,595.45	USD
02/08/19		ELECTRONIC TRANSACTION USD999997	SEND TO BANK FOR ACH ACH HUNTINGTON NATIONAL BANK				-2,348.52	USD

February 1, 2019 - February 28, 2019
MEDINA CITY SCHOOLS

Transactions by Type of Activity (continued)

Process/ Settlement Date	Trade/ Transaction Date	Activity Type	Description	Quantity	Price	Accrued Interest	Amount	Currency
Cash Withdrawals and Deposits (continued)								
02/12/19		ELECTRONIC TRANSACTION USD999997	SEND TO BANK FOR ACH ACH HUNTINGTON NATIONAL BANK				-368.60	USD
02/19/19		ELECTRONIC TRANSACTION USD999997	SEND TO BANK FOR ACH ACH HUNTINGTON NATIONAL BANK				-7,001.55	USD
02/21/19		ELECTRONIC TRANSACTION USD999997	SEND TO BANK FOR ACH ACH HUNTINGTON NATIONAL BANK				-358.07	USD
02/27/19		ELECTRONIC TRANSACTION USD999997	SEND TO BANK FOR ACH ACH HUNTINGTON NATIONAL BANK				-5,486.23	USD
Total Cash Withdrawals and Deposits						\$0.00	\$214,060.38	USD
Total Value of Transactions						\$0.00	-\$2,996.84	USD

The price and quantity displayed may have been rounded.

Fixed Income Analysis
Bond Quality

Bond Quality	Market Value	% of Bond Market Value
Not Rated	16,304,786.35	100%
Total	16,304,786.35	100%

Bond Maturity Schedule


Bond Maturity	Market Value	% of Bond Market Value
Within 1 month	1,240,659.87	8%
1 to 6 months	2,966,069.99	18%
7 to 12 months	2,715,110.56	17%
1 to 5 years	9,382,945.93	57%
Total	16,304,786.35	100%

Percentages of bond market values are rounded to the nearest whole percentage.

Bond quality ratings reflect Moody's or Standard and Poor's ratings. Bonds may be rated by other services. Bonds that are in default are not included. Please refer to your Portfolio Holdings section.

You are 100% invested in bonds with a bond quality of Not Rated.

Trades Not Settled

Settlement Date	Trade Date	Activity Type	Description	Quantity	Price	Accrued Interest	Settlement Amount
03/13/19	02/25/19	Buy	CAPITAL BK N A ROCKVILLE MD CTF DEP ACT/365 2.600% 03/12/21 B/E DTD 03/13/19 YLD 2.600 TO	248,000.000	100.0000	0.00	-248,000.00
03/14/19	02/27/19	Buy	WASHINGTON SVGS BK LOWELL MA CTF DEP ACT/365 2.750% 03/14/22 B/E DTD 03/14/19 CLB YLD 2.750 TO	248,000.000	100.0000	0.00	-248,000.00
Total Amount of Trades Not Settled							-\$496,000.00

Messages

Although a money market mutual fund seeks to preserve the value of your investment at \$1 per share, it is possible to lose money by investing in a money market mutual fund. Shares of a money market mutual fund or the balance of a bank deposit product held in your brokerage account may be liquidated upon request with the proceeds credited to your brokerage account. Please see the money market mutual fund's prospectus or the bank deposit product's disclosure document or contact your advisor for additional information. Pursuant to SEC Rule 10b-10(b)(1) confirmations are not sent for purchases into money market mutual funds processed on the sweep platform.

Cash Not Yet Received

Security	Record Date	Payable Date	Quantity Held	Rate	Dividend Option	Amount of Payment
Interest						
BELMONT BK & TR CO CHICAGO IL CTF DEP ACT/365 MONTHLY	02/19/19	03/06/19	248,000.000	0.001304	Cash	323.42
CATHAY BK LOS ANGELES CALIF CTF DEP ACT/365 MONTHLY	02/20/19	03/07/19	248,000.000	0.001304	Cash	323.42
CHIPPEWA VY BK WINTER WIS CTF DEP ACT/365 MONTHLY	02/19/19	03/06/19	248,000.000	0.002301	Cash	570.74
MAGNOLIA BK INC KY CTF DEP ACT/365 MONTHLY	02/25/19	03/12/19	248,000.000	0.001342	Cash	332.93
MAIN STR BK BINGHAM FARMS MI CTF DEP ACT/365	02/17/19	03/04/19	248,000.000	0.002225	Cash	551.71
SECURITY ST BK FARWELL TEX CTF DEP ACT/365 MONTHLY	02/21/19	03/08/19	248,000.000	0.002301	Cash	570.74
SOUTHWEST NATL BK WICHITA KANS CTF DEP ACT/365 MONTHLY	02/15/19	03/02/19	248,000.000	0.001534	Cash	380.49
STERLING BK POPLAR BLUFF MO CTF DEP ACT/365 MONTHLY	02/21/19	03/08/19	248,000.000	0.001342	Cash	332.93



February 1, 2019 - February 28, 2019
MEDINA CITY SCHOOLS

Cash Not Yet Received (continued)

Security	Record Date	Payable Date	Quantity Held	Rate	Dividend Option	Amount of Payment
Interest (continued)						
WASHINGTON TR CO WESTERLY R I CTF DEP ACT/365	02/21/19	03/08/19	248,000.000	0.007934	Cash	1,967.69
Total Cash Not Yet Received						\$5,354.07

Assets shown here are not reflected in your account. This information has been received from sources we believe to be reliable. Pershing does not guarantee the accuracy of the information.

Important Information and Disclosures

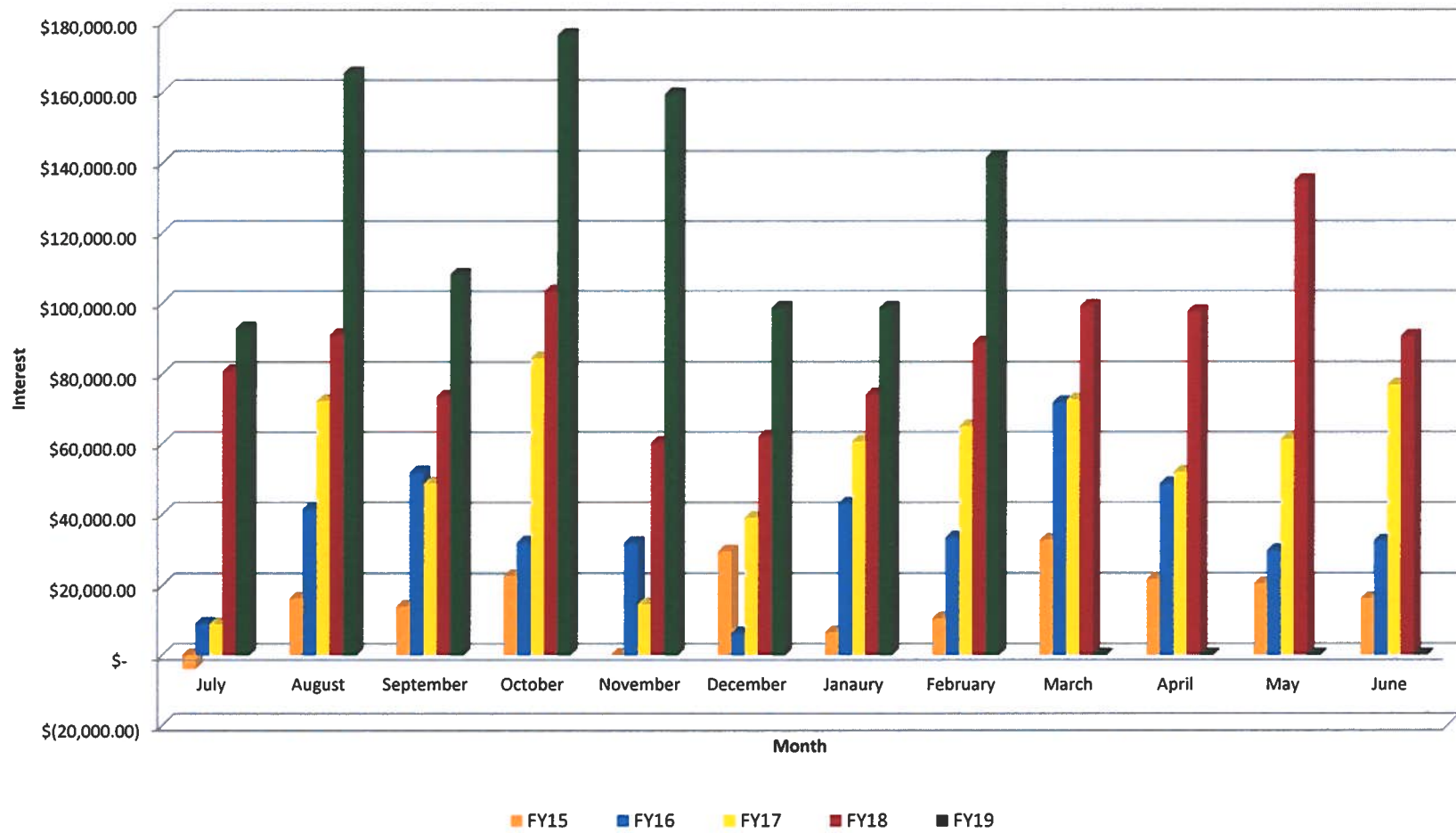
The Role of Pershing

- Pershing carries your account as clearing broker pursuant to a clearing agreement with your financial institution. Pershing may accept from your financial institution without inquiry or investigation (i) orders for the purchase and sale of securities and other property and (ii) any other instructions concerning your account. Pershing is not responsible or liable for any acts or omissions of your financial institution or its employees and it does not supervise them. Pershing provides no investment advice nor does it assess the suitability of any transaction or order. Pershing acts as the agent of your financial institution and you agree that you will not hold Pershing or any person controlling or under common control with it liable for any investment losses incurred by you.
- Pershing performs several key functions at the direction of your financial institution. It acts as custodian for funds and securities you may deposit with it directly or through your financial institution or that it receives as the result of securities transactions it processes.
- Your financial institution is responsible for adherence to the securities laws, regulations and rules which apply to it regarding its own operations and the supervision of your account, its sales representatives and other personnel. Your financial institution is also responsible for approving the opening of accounts and obtaining account documents; the acceptance and, in certain instances, execution of securities orders; the assessment of the suitability of those transactions, where applicable; the rendering of investment advice, if any, to you and in general, for the ongoing relationship that it has with you.
- Inquiries concerning the positions and balances in your account may be directed to the Pershing Customer Service Department at (201) 413-3333. All other inquiries regarding your account or activity should be directed to your financial institution. Your financial organization's contact information can be found on the first page of this statement.
- For a description of other functions performed by Pershing please consult the Disclosure Statement provided to you upon the opening of your account. This notice is not meant as a definitive enumeration of every possible circumstance, but as a general disclosure. If you have any questions regarding this notice or if you would like additional copies of the Disclosure Statement, please contact your financial institution.
- Pershing is a member of the Securities Investor Protection Corporation (SIPC®). Please note that SIPC does not protect against loss due to market fluctuation. In addition to SIPC protection, Pershing provides coverage in excess of SIPC limits. For more detailed information please visit: www.pershing.com/about/strength-and-stability.
- This statement will be deemed conclusive. You are advised to report any inaccuracy or discrepancy (including unauthorized trading) promptly, but no later than ten days after receipt of this statement, to your financial organization and Pershing. Please be advised that any oral communication should be re-confirmed in writing to further protect your rights, including your rights under the Securities Investor Protection Act.
- Your financial organization's contact information can be found on the first page of this statement. Pershing's contact information is as follows: **Pershing LLC, Legal Department, One Pershing Plaza, Jersey City, New Jersey 07399; (201) 413-3330.** Errors and Omissions excepted.

Important Arbitration Disclosures

- All parties to this agreement are giving up the right to sue each other in court, including the right to a trial by jury, except as provided by the rules of the arbitration forum in which a claim is filed.
- Arbitration awards are generally final and binding; a party's ability to have a court reverse or modify an arbitration award is very limited.

Total Monthly Interest Earnings



Date: 3/06/19

F I N A N C I A L S U M M A R Y R E P O R T
Processing Month: February 2019
MEDINA CITY SCHOOL DISTRICT

Page: 1
(FINSUM)

Fnd	Scc	Description	Beginning Balance	MTD Revenues	FYTD Revenues	MTD Expenditures	FYTD Expenditures	Current Available Balance
001	0000	GENERAL FUND	40,167,539.65	22,444,116.39	59,738,247.97	5,826,802.52	49,330,421.83	50,575,365.79
002	0000	BOND RETIREMENT	1,182,040.17	.00	474,006.99	.00	1,389,890.13	266,157.03
002	9000	BOND RETIREMENT - NEW ELE	3,827,987.43	1,588,790.00	3,413,696.44	.00	3,531,651.01	3,710,032.86
002	9012	LOCAL SALES TAX RETIREMEN	.00	.00	1,278,065.02	.00	1,278,065.02	.00
002	9014	CONSOLIDATION - ENERGY &	.00	.00	326,999.99	.00	326,999.99	.00
003	0000	PERMANENT IMPROVEMENT FUN	126,628.88	.00	.00	.00	634.27	125,994.61
003	9000	PERMANENT IMPROVEMENT FUN	989.14	.00	8,000.00	.00	388.00	8,601.14
003	9001	MEDINA CITY REC CENTER-PE	593,959.31	90,000.00	102,555.78	14,575.00	19,980.15	676,534.94
006	0000	LUNCHROOM FUND	38,757.65	206,249.05	1,450,576.56	165,990.16	1,554,528.51	65,194.30-
007	9004	COLLINS SCHOLARSHIP/POST-	185.01	51.61	18,151.11	.00	.00	18,336.12
007	9110	ART TRUST - GARFIELD	10,300.89	29.68	243.25	.00	.00	10,544.14
007	9333	RIOS STUDENT LEADER SCHOL	27,351.81	88.74	4,176.43	.00	.00	31,528.24
007	9901	BIXLER SCHOLARSHIP FUND	125.00	.00	.00	.00	.00	125.00
008	9002	KANEHL MUSIC TRUST	28,768.25	68.59	579.52	.00	.00	29,347.77
008	9003	RICHARD HOFFMAN COLLINS M	636,337.81	.00	.00	.00	.00	636,337.81
008	9112	ELAINE BUSHMAN FUND	17,752.58	34.94	286.41	.00	.00	18,038.99
009	9000	STAR	2,051.25	581.10	24,637.25	.00	.00	26,688.50
009	9110	UNIFORM SUPPLIES GARFIELD	7,654.37	357.80	4,351.75	67.76	559.44	11,446.68
009	9120	UNIFORM SUPPLIES - CANAVA	7,885.49	94.60	7,170.15	.00	3,819.49	11,236.15
009	9130	UNIFORM SUPPLIES - FENN	17,911.19	278.00	7,269.64	324.83	5,941.87	19,238.96
009	9140	UNIFORM SUPPLIES - HERITA	4,052.08	178.60	7,343.35	131.13	3,168.48	8,226.95
009	9160	UNIFORM SUPPLIES - BLAKE	75.40	436.90	8,947.80	117.92	2,291.88	6,731.32
009	9170	UNIFORM SUPPLIES - RALPH	11,797.12	74.70	11,956.90	256.06	4,572.31	19,181.71
009	9180	UNIFORM SUPPLIES - ELIZA	5,530.88	290.43	8,692.47	152.74	2,792.49	11,430.86
009	9200	UNIFORM SUPPLIES - CLAGGE	52,107.78	531.00	18,680.40	26.49	26,441.37	44,346.81
009	9210	UNIFORM SUPPLIES - A.I. R	9,657.05	267.00	24,147.00	.00	23,153.14	10,650.91
009	9300	UNIFORM SUPPLIES - SENIOR	22,804.73	3,815.00	135,645.37	204.66	64,703.23	93,746.87
009	9304	AVIATION/PHOTOGRAPHY	3.87	.00	.00	.00	.00	3.87
014	9016	MEDINA CNTY JUV DET CNTR	79,227.24	13,720.00	119,498.28	22,636.38	189,128.37	9,597.15
014	9111	CFIT FY11	5,550.01	.00	.00	.00	.00	5,550.01
014	9116	EVOLVE	184,406.84	118,560.00	600,755.00	60,336.61	554,173.31	230,988.53
016	0000	EMERGENCY LEVY	18,470,574.92	2,880,710.00	6,440,735.07	256,423.34	2,217,211.33	22,694,098.66
018	0000	PRINT SHOP	6,683.33	.00	.00	.00	.00	6,683.33
018	9000	PUBLIC SCHOOL SUPPORT - S	16.70	.00	.00	.00	.00	16.70
018	9110	PRINCIPAL'S FUND - GARFIE	36,598.58	1,349.40	6,004.49	1,746.79	6,255.03	36,348.04
018	9111	GARFIELD SCHOOL STORE	49.99	.00	.00	.00	.00	49.99
018	9113	GARFIELD MEDIA CENTER	810.24	907.15	911.40	.00	.00	1,721.64
018	9120	PRINCIPAL - CANAVAN	46,644.11	308.00	2,848.52	150.39	7,733.26	41,759.37
018	9122	CANAVAN SCHOOL STORE	586.69	.00	.00	.00	.00	586.69
018	9123	BOOK FAIR - CANAVAN	2,376.32	.00	5,360.64	.00	4,777.25	2,959.71
018	9130	PRINCIPAL - FENN	29,614.17	823.75	4,942.05	608.85	8,397.52	26,158.70
018	9132	FENN SCHOOL STORE	1,243.95	137.25	423.50	.00	463.31	1,204.14
018	9133	BOOK FAIR - FENN	598.56	43.97	97.68	.00	.00	696.24
018	9135	MEDINA SKI TEAM - DISTRIC	3,750.04	25.00	5,975.00	2,891.41	2,891.41	6,833.63
018	9140	PRINCIPAL'S FUND - HERITA	33,036.16	10.00	7,194.35	199.53	6,372.68	33,857.83
018	9143	HERITAGE MEDIA CENTER	6,292.05	.00	4,228.13	.00	4,758.17	5,762.01

Date: 3/06/19

F I N A N C I A L S U M M A R Y R E P O R T
Processing Month: February 2019
MEDINA CITY SCHOOL DISTRICT

Page: 2
(FINSUM)

Fnd	Scc	Description	Beginning Balance	MTD Revenues	FYTD Revenues	MTD Expenditures	FYTD Expenditures	Current Available Balance
018	9160	PRINCIPAL'S FUND - H G BL	49,340.74	166.65	5,506.75	175.00	6,347.50	48,499.99
018	9161	LEADER IN ME - BLAKE	7,394.06	.00	.00	.00	.00	7,394.06
018	9163	BLAKE MEDIA CENTER	15,865.60	91.90	5,799.39	.00	5,580.39	16,084.60
018	9170	PRINCIPALS FUND - RALPH W	71,910.40	.00	4,054.70	1,974.28	3,386.78	72,578.32
018	9171	WAITE SCHOOL STORE	50.00	.00	.00	.00	.00	50.00
018	9173	MEDIA CENTER RALPH WAITE	5,449.06	3.25	8,454.59	.00	8,337.34	5,566.31
018	9174	FIELD TRIPS RALPH WAITE E	15,209.72	.00	.00	.00	.00	15,209.72
018	9180	PRINCIPALS FUND ELIZA NOR	47,210.96	.00	4,339.96	.00	3,605.83	47,945.09
018	9181	NORTHROP ELEMENTARY SCHOO	1,681.19	.00	.00	.00	50.00	1,631.19
018	9183	MEDIA CENTER ELIZA NORTHR	8,375.80	65.97	6,346.86	.00	7,780.85	6,941.81
018	9184	FIELD TRIPS ELIZA NORTHR	146.00	.00	.00	.00	.00	146.00
018	9200	PRINCIPAL'S FUND - CLAGGE	79,667.58	474.14	6,627.14	49.58	8,840.69	77,454.03
018	9203	CLAGGETT M.S. MEDIA CENTE	5,408.59	.00	2,899.23	.00	2,822.72	5,485.10
018	9210	PRINCIPAL'S FUND - ROOT M	34,705.04	20.00	18,435.75	577.95	12,766.93	40,373.86
018	9211	ROOT M.S. MEDIA CENTER	9,839.79	50.98	2,746.44	.00	2,695.57	9,890.66
018	9212	ROOT M.S. - WASHINGTON TR	355.00	.00	.00	.00	.00	355.00
018	9213	SPECIAL FUNDRAISER - ROOT	.02	.00	.00	.00	.00	.02
018	9300	PRINCIPAL'S FUND - SENIOR	47,137.95	2,332.00	11,746.90	40.00	9,938.03	48,946.82
018	9301	MEDIA CENTER FUND	1,363.76	.00	.00	.00	.00	1,363.76
018	9302	SPECIAL FUNDRAISER - SENI	37,086.18	.00	.00	.00	.00	37,086.18
018	9303	PERFORMING ARTS	97,571.10	3,873.00	14,954.00	208.64	20,653.65	91,871.45
018	9304	BUZZ	16,394.08	1,295.87	7,069.74	183.81	6,533.72	16,930.10
018	9305	FLEXIBLE CREDIT FUND	7,634.56	50.00	50.00	.00	.00	7,684.56
018	9306	FEED THE BEES	.00	355.00	355.00	.00	.00	355.00
018	9884	FACILITY RENTAL	.00	2,070.00	21,461.16	.00	.00	21,461.16
018	9900	INSERVICE - CENTRAL	3,702.01	.00	.00	.00	.00	3,702.01
018	9901	PUBLIC SCHOOL SUPPORT - I	9,540.71	.00	10,000.00	3,063.06	11,892.20	7,648.51
018	9902	INSERVICE - SUPERINTENDEN	24,720.92	.00	.00	.00	.00	24,720.92
018	9903	BOARD/STUDENT DEVELOPMENT	2,800.00	.00	.00	.00	.00	2,800.00
018	9904	WELLNESS FUND	502.00	.00	.00	.00	.00	502.00
018	9905	PUBLIC SCHOOL SUPPORT/STU	52,823.04	.00	8,000.00	.00	3,701.43	57,121.61
018	9906	COMMUNICATIONS - PUBLIC S	2,377.27	.00	500.00	.00	2,362.00	515.27
018	9910	MAINTENANCE DEPARTMENT	3,902.36	.00	.00	.00	.00	3,902.36
018	9916	SPIRIT NIGHT	.00	.00	3,675.00	.00	2,297.52	1,377.48
018	9917	BICENTENNIAL	.00	.00	677.00	.00	124.00	553.00
018	9918	FAMILY FIRST	.00	.00	842.20	.00	842.20	.00
018	9919	STUDENT ART SHOW	.00	250.00	250.00	.00	.00	250.00
018	9920	TRSP FUND	2,241.50	.00	47.56	.00	.00	2,289.06
018	9930	Resource Connection	1,500.00	.00	.00	.00	.00	1,500.00
019	9000	ADAMH GRANT	980.00	.00	6,000.00	713.00	3,440.00	3,540.00
019	9009	MCDAC GRANT FY19	.00	.00	61,500.00	9,766.54	69,111.49	7,611.49-
019	9018	LOWE'S LIGHT UP GARFIELD	48.08	.00	.00	.00	.00	48.08
019	9020	RIF PROGRAM GRANT - NORTH	400.73	.00	.00	.00	.00	400.73
019	9021	JENNINGS - BLAKE - BRYNIA	.82	.00	.00	.00	.00	.82
019	9023	PUBLIC EDUCATION LEADERSH	.01	.00	.00	.00	.00	.01
019	9029	MARTHA HOLDEN JENNINGS GR	6.82	.00	.00	.00	.00	6.82

Date: 3/06/19

F I N A N C I A L S U M M A R Y R E P O R T
Processing Month: February 2019
MEDINA CITY SCHOOL DISTRICT

Page: 3
(FINSUM)

Fnd	Scc	Description	Beginning Balance	MTD Revenues	FYTD Revenues	MTD Expenditures	FYTD Expenditures	Current Available Balance
019	9030	PERFORMANCE BASED ASSESSM	79.76	.00	.00	.00	.00	79.76
019	9031	PBA FY11	256.96	.00	.00	.00	.00	256.96
019	9113	ACS-HACH CHEMISTRY GRANT	96.34	.00	.00	.00	.00	96.34
019	9180	PPG INNOVATIVE CLASSROOM	15.31	.00	.00	.00	.00	15.31
019	9181	FIRST ENERGY GRANT	.00	.00	960.00	.00	959.84	.16
019	9213	VIDEO CLUB GRANT - MHS	2.82	.00	.00	.00	.00	2.82
019	9313	JENNINGS - NORTHROP - MIL	13.86	.00	.00	.00	.00	13.86
019	9413	3M AND OTHER GRANT	152.03	.00	.00	.00	.00	152.03
019	9513	NEA STUDENT ACHIEVEMENT G	191.88	.00	.00	.00	.00	191.88
019	9715	FUEL UP - BLAKE	23.82	.00	.00	.00	.00	23.82
020	9001	TRANSPORTATION ENTERPRISE	61,220.42	548.69	12,144.95	.00	14,555.67	58,809.70
022	9000	Unclaimed funds	33,217.15	.00	9.00-	88.51	1,307.70	31,900.45
022	9093	DIVERSION PROGRAM FED MON	1,000.00	.00	.00	.00	.00	1,000.00
022	9094	DIVERSION PROGRAM - FED.	1,000.00	.00	.00	.00	.00	1,000.00
022	9300	OH HIGH SCHOOL ATH ASSOC	3,106.23	6,036.00	24,491.67	.00	18,503.50	9,094.40
024	9001	MEDICAL AND DRUG/SELF INS	6,847,635.87	731,369.93	5,834,632.08	611,965.87	5,866,737.13	6,815,530.82
024	9002	DENTAL SELF INSURANCE FUN	357,639.76	56,679.80	450,098.23	57,109.09	452,805.77	354,932.22
024	9094	FLEX PRO	63,113.32	21,781.59	109,963.67	16,541.47	134,872.51	38,204.48
027	0000	WORKMANS COMP.-SELF INS	135,237.63	11,667.16	98,799.58	63,700.80	181,379.46	52,657.75
071	9013	LOCAL SALES TAX PERMANENT	3,368,024.17	.00	2,399,105.12	143,339.46	2,833,042.64	2,934,086.65
200	9110	GARFIELD STUDENT COUNCIL/	678.51	1.95	16.02	.00	.00	694.53
200	9121	ELLA CANAVAN STUDENT COUN	1,058.18	3.32	286.36	.00	163.43	1,181.11
200	9134	FENN STUDENT BUSINESS	8.69	.02	.18	.00	.00	8.87
200	9140	STUDENT COUNCIL - HERITAG	151.19	.44	3.57	.00	.00	154.76
200	9184	NORTHROP ELEMENTARY STUDE	48.39	.14	1.14	.00	.00	49.53
200	9185	K-KIDS KIWANIS ACTIVITY C	6,163.70	19.67	1,514.58	.00	689.96	6,988.32
200	9202	CLAGGETT MIDDLE SCH. STUD	1,651.98	4.12	673.90	.00	861.36	1,464.52
200	9204	CLAGGETT MIDDLE SCHOOL CH	485.90	1.40	11.46	.00	.00	497.36
200	9205	CLAGGETT MIDDLE SCH. BUIL	1,955.42	6.62	559.79	.00	162.00	2,353.21
200	9209	CLAGGETT MIDDLE SCHOOL DR	19,658.66	53.45	451.40	.00	1,118.40	18,991.66
200	9252	CHEERLEADERS - ROOT M.S.	41.48	.12	.97	.00	.00	42.45
200	9253	BUILDERS' CLUB - ROOT M.S	3,684.29	675.67	752.06	.00	.00	4,436.35
200	9254	HONORS ACADEMY - ROOT	3,504.89	405.22	512.43	.00	385.00	3,632.32
200	9256	DRAMA CLUB - ROOT M.S.	4,660.14	2,685.79	2,873.34	.00	501.50	7,031.98
200	9258	STUDENT COUNCIL - ROOT M.	2,108.13	1,862.65	2,513.13	37.74	523.71	4,097.55
200	9301	YOUNG AMERICANS FOR FREED	3,128.52	.14	16.94	.00	3,095.00	50.46
200	9302	ART CLUB	136.78	1.39	520.26	.00	161.52	495.52
200	9303	CULTURAL EXPLORATION	206.06	.53	3.97	.00	23.49	186.54
200	9304	CAREER ASSOCIATION	.37	.00	.00	.00	.00	.37
200	9305	CHEMCLUB	966.23	4.88	768.69	.00	.00	1,734.92
200	9306	OPERATION SMILE	109.39	.32	2.59	.00	.00	111.98
200	9307	CHOIR	56,370.48	140.64	10,550.59	5,569.91	22,283.94	44,637.13
200	9309	IMPROV CLUB	276.51	.80	6.52	.00	.00	283.03
200	9310	DELTA EPSILON PHI - NAT'L	.45	.00	.00	.00	.00	.45
200	9312	DRAMA CLUB	31,354.18	82.95	695.49	52.41	2,578.17	29,471.50
200	9314	MEDINA OUTDOORS CLUB	.00	90.00	90.00	.00	.00	90.00

F I N A N C I A L S U M M A R Y R E P O R T
Processing Month: February 2019
MEDINA CITY SCHOOL DISTRICT

Fnd	Sc	Description	Beginning Balance	MTD Revenues	FYTD Revenues	MTD Expenditures	FYTD Expenditures	Current Available Balance
200	9315	FELLOWSHIP OF CHRISTIAN A	299.84	.56	6.78	107.94	107.94	198.68
200	9318	GIRLS LEADERSHIP CLUB	5,128.27	17.49	1,901.62	.00	817.23	6,212.66
200	9321	KEY CLUB	37,318.51	12,214.16	14,581.70	1,223.81	1,642.00	50,258.21
200	9323	MEDINAMITE	302.43	699.29	1,004.64	.00	.00	1,307.07
200	9324	MEDINIAN	33,182.43	2,747.88	11,206.09	.00	7,837.93	36,550.59
200	9325	MHS BAND	13,924.28	3,767.84	12,300.29	157.89	2,123.04	24,101.53
200	9326	NATIONAL HONOR SOCIETY	11,347.80	32.69	267.97	.00	.00	11,615.77
200	9327	ORCHESTRA	24,523.59	102.70	2,369.91	.00	.00	26,893.50
200	9330	SCIENCE OLYMPIAD CLUB	1,953.65	365.56	869.22	26.19	666.19	2,156.68
200	9331	SKI CLUB	2.97	.01	.08	.00	.00	3.05
200	9332	SPANISH CLUB	10,465.93	36.86	4,071.61	.00	1,442.11	13,095.43
200	9333	STUDENT COUNCIL	40,707.70	103.80	31,949.20	250.00	35,777.14	36,879.76
200	9335	LATIN CLUB	2,298.75	199.44	5,023.75	.00	5,348.78	1,973.72
200	9337	AMERICAN SIGN LANGUAGE CL	254.74	.65	101.68	.00	124.30	232.12
200	9339	SPEECH/DEBATE CLUB	15,656.04	48.99	15,244.48	130.00	13,495.46	17,405.06
200	9340	S. A. D. D.	1,677.29	6.28	715.31	.00	162.90	2,229.70
200	9346	PENGUIN BOWL/NOSB	264.07	189.29	194.77	.00	.00	458.84
200	9350	TECHNOLOGY CLUB	483.83	1.16	1,305.36	.00	1,378.40	410.79
200	9352	VIDEO CLUB - SR HI	7,045.97	21.16	691.11	.00	220.36	7,516.72
200	9353	CHINESE CLUB	909.97	2.67	37.68	.00	.00	947.65
200	9355	GENDER AND SEXUALITY ALLI	1,299.36	2.91	132.55	.00	396.33	1,035.58
200	9380	V O F T	25,124.90	89.39	1,760.52	.00	2,164.09	24,721.33
200	9418	CLASS OF 2018	6,302.61	1.87	15.30	.00	5,655.24	662.67
200	9419	CLASS OF 2019	7,057.66	21.60	2,101.87	12.98	1,485.08	7,674.45
200	9420	CLASS OF 2020	4,071.63	18,063.47	18,810.80	.00	446.74	22,435.69
200	9421	CLASS OF 2021	1,533.22	9.49	3,736.94	.00	1,897.61	3,372.55
200	9422	CLASS OF 2022	.00	4.64	3,472.74	.00	1,822.59	1,650.15
200	9999	GENERIC STUDENT ACTIV. FD	.01	.00	.00	.00	.00	.01
300	0000	ATHLETIC FUND	188,844.09	20,644.03	253,113.04	39,420.39	272,871.75	169,085.38
300	9110	GARFIELD FIELD TRIPS	2,067.57	.00	1,978.00	.00	1,917.43	2,128.14
300	9120	CANAVAN FIELD TRIP	1,352.68	738.00	6,490.00	.00	6,346.70	1,495.98
300	9121	WORLD WATCHER'S CLUB	7,362.04	.00	.00	.00	.00	7,362.04
300	9130	FENN FIELD TRIPS	517.55	.00	5,990.00	.00	6,539.32	31.77-
300	9140	HERITAGE FIELD TRIPS	1,136.21	.00	5,037.00	.00	5,664.00	509.21
300	9160	BLAKE FIELD TRIPS	.00	1,355.00	3,454.00	.00	765.92	2,688.08
300	9170	WAITE FIELD TRIPS	.00	.00	9,144.00	.00	11,574.70	2,430.70-
300	9180	NORTHROP FIELD TRIPS	3,958.79	.00	1,713.95	.00	5,358.95	313.79
300	9201	CLAGGETT MIDDLE SCH. BAND	26,346.90	.00	15,561.00	.00	12,605.95	29,301.95
300	9202	CLAGGETT MIDDLE SCH. ORCH	258.00	.00	.00	.00	.00	258.00
300	9203	CLAGGETT MIDDLE SCHOOL LI	370.00	.00	.00	.00	.00	370.00
300	9204	CLAGGETT M.S. CHOIR FUND	634.10	.00	.00	.00	.00	634.10
300	9208	CLAGGETT - 6TH GRADE TRIP	32,331.66	.00	75,015.50	.00	105,568.54	1,778.62
300	9250	ROOT M.S. BAND FUND	17,207.62	.00	19,647.00	.00	13,252.00	23,602.62
300	9251	ROOT M.S. ORCHESTRA FUND	1,238.65	.00	8.00	.00	.00	1,246.65
300	9252	ROOT M.S. CHOIR FUND	3,270.15	.00	.00	.00	.00	3,270.15
300	9253	ROOT M.S. BEEHIVE	776.13	83.71	672.12	86.75	369.55	1,078.70

Date: 3/06/19

F I N A N C I A L S U M M A R Y R E P O R T
Processing Month: February 2019
MEDINA CITY SCHOOL DISTRICT

Page: 5
(FINSUM)

Fnd	Sc	Description	Beginning Balance	MTD Revenues	FYTD Revenues	MTD Expenditures	FYTD Expenditures	Current Available Balance
300	9258	ROOT - DISTRICT SUPERVISE	107,604.61	3,602.75	8,177.12	.00	111,269.10	4,512.63
300	9301	BOWLING CLUB	.00	600.00	2,600.00	.00	.00	2,600.00
300	9302	MENS VOLLEYBALL	9,818.29	.00	72.00	.00	768.58	9,121.71
300	9303	HUDDLE/SHUDDLE	1,318.22	.00	1,754.89	.00	274.89	2,798.22
300	9304	LINK CREW	3,477.17	.00	100.00	.00	1,490.52	2,086.65
300	9313	DRAMA/MUSICAL	11,069.51	.00	5,538.00	.00	.00	16,607.51
300	9325	MHS BAND TRIP	7,171.20	.00	.00	.00	.00	7,171.20
300	9334	BEEHIVE CAFE	18,050.78	2,342.40	12,512.23	261.96	11,675.59	18,887.42
300	9390	GLOBAL TRIPS	.00	.00	.00	400.00-	400.00-	400.00
300	9410	SPARKLE CHEERLEADING	1,768.10	.00	1,935.56	.00	3,130.67	572.99
401	9017	AUXILIARY FUNDS/ST FRANCI	37.41	.00	.00	.00	.00	37.41
401	9018	AUXILIARY FUNDS/ST FRANCI	72,216.62	.00	110.03	.00	21,128.49	51,198.16
401	9019	AUXILIARY FUNDS/ST FRANCI	.00	178,081.50	371,785.75	33,768.24	211,449.37	160,336.38
401	9027	AUX FUNDS NURTURY	72.90	.00	.00	.00	.00	72.90
401	9038	AUX FUNDS MCA	24,013.56	.00	.79	.00	20,878.24	3,136.11
401	9039	AUX FUNDS MCA	.00	97,016.59	182,620.97	6,015.25	129,046.55	53,574.42
401	9048	AUX FUNDS KIDS COUNTRY	9,770.07	.00	3.88	.00	9,032.78	741.17
401	9049	AUX FUNDS KIDS COUNTRY	.00	5,949.12	11,777.87	299.54	2,397.58	9,380.29
401	9066	SM WONDERS	1,644.12	.00	.00	.00	.00	1,644.12
432	9097	MANAGE. INFO. SYS. FUND	.80	.00	.00	.00	.00	.80
450	9008	SCHOOLNET PLUS FY2008: GR	1.00	.00	.00	.00	.00	1.00
451	9013	CONNECTIVITY 2013	800.00	.00	.00	.00	.00	800.00
451	9018	CONNECTIVITY FY18	564.00	.00	.00	.00	.00	564.00
451	9019	CONNECTIVITY	.00	.00	9,900.00	.00	.00	9,900.00
452	9008	SCHOOLNET PROFESSIONAL DE	66.15	.00	.00	.00	.00	66.15
499	9012	INTERN PSYCH FY12	45.81	.00	.00	.00	.00	45.81
499	9013	INTERN PSYCH FY13	39.97	.00	.00	.00	.00	39.97
499	9018	STRATEGIES SECONDARY TRAN	3,129.00	.00	3,129.00	.00	6,258.00	.00
499	9019	SCHOOL SAFETY	.00	.00	37,148.75	.00	.00	37,148.75
499	9024	LOCAL GOVERNMENT INNOVATI	7,750.00	.00	.00	.00	.00	7,750.00
499	9039	INTERN PSYCHOLOGIST GRANT	2.20	.00	.00	.00	.00	2.20
499	9112	E-TECH BLENDED LEARNING G	321.71	.00	.00	.00	.00	321.71
506	9014	RESIDENT EDUCATOR GRANT	950.00	.00	.00	.00	.00	950.00
516	9015	TITLE VI-B	2,690.82	.00	.00	.00	.00	2,690.82
516	9016	TITLE VI-B	229.90	.00	.00	.00	.00	229.90
516	9018	TITLE VI-B	13,049.04	.00	259,879.07	.00	272,928.11	.00
516	9019	TITLE VI-B	.00	.00	530,053.84	120,768.35	703,656.46	173,602.62-
551	9119	TITLE III LEP	.00	8,117.28	8,117.28	.00	.00	8,117.28
572	9018	TITLE I	24,632.47	.00	83,389.25	.00	108,021.72	.00
572	9019	TITLE I	.00	.00	160,784.61	33,633.43	211,690.47	50,905.86-
572	9116	TITLE I-D	2.83	.00	.00	.00	.00	2.83
572	9118	TITLE I-D	30,330.50	.00	39,740.62	.00	70,071.12	.00
572	9119	TITLE I-D	.00	.00	8,223.02	1,806.16	11,560.55	3,337.53-
587	9018	PRESCHOOL	10,962.06	.00	13,554.49	.00	24,516.55	.00
587	9019	PRESCHOOL	.00	.00	18,609.05	3,949.22	24,595.22	5,986.17-
587	9119	6B RESTORATION - PRESCHOO	.00	.00	.00	1,182.59	2,186.93	2,186.93-

Date: 3/06/19

F I N A N C I A L S U M M A R Y R E P O R T
Processing Month: February 2019
MEDINA CITY SCHOOL DISTRICT

Page: 6
(FINSUM)

Fnd	Sc	Description	Beginning Balance	MTD Revenues	FYTD Revenues	MTD Expenditures	FYTD Expenditures	Current Available Balance
590	9018	TITLE II-A	9,793.01	.00	33,086.29	.00	42,879.30	.00
590	9019	TITLE II-A	.00	.00	44,538.05	1,272.38	46,007.85	1,469.80-
599	9018	TITLE IV-A STUDENT SUPPOR	738.14	.00	1,721.43	.00	2,459.57	.00
599	9019	TITLE IV-A STUDENT SUPPOR	.00	.00	19,092.14	2,310.79	21,407.05	2,314.91-
		Grand Total All Funds	78,299,035.55	28,555,036.16	85840,406.27	7,515,083.55	72900,214.32	91239,227.50
		Total Invested Funds	.00					

Date: 3/06/2019

C H E C K R E G I S T E R
Processing Month: February 2019
MEDINA CITY SCHOOL DISTRICT

Page: 1
(CHKREG)

Check#	Check Date	Org Sta	Vendor Paid	Check Amount	Status Date
008495	02/01/2019	T/T	MEMO -MEDINA CITY SCHOOLS	90,000.00	
008496	02/07/2019	M/M	MEMO - U.S. BANK PURCHASE CARD	11,596.91	
008497	02/14/2019	M/M	OHIO DEPT OF ED - MEMO CK	92,436.87	
008498	02/12/2019	M/M	MEMO MET LIFE INSURANCE	4,757.48	
008499	02/12/2019	M/M	MEMO MET LIFE INSURANCE	57,109.09	
008500	02/01/2019	M/M	MEMO - MEDICAL MUTUAL	96,374.35	
008501	02/05/2019	M/M	MEMO - MEDICAL MUTUAL	146,738.08	
008502	02/12/2019	M/M	MEMO - MEDICAL MUTUAL	176,298.59	
008503	02/01/2019	M/M	MEMO --S T R S	77,837.55	
008504	02/01/2019	M/M	MEMO --S E R S	3,874.21	
008505	02/01/2019	M/M	MEMO -MEDINA CITY SCHOOLS	320,411.55	
008506	02/01/2019	M/M	MEMO - HUNTINGTON NAT'L BANK	28,510.95	
008507	02/01/2019	M/M	MEMO - BUREAU WORK COMP	5,822.28	
008508	02/15/2019	M/M	MEMO --S T R S	78,131.27	
008509	02/15/2019	M/M	MEMO --S E R S	3,842.60	
008510	02/15/2019	M/M	MEMO -MEDINA CITY SCHOOLS	321,778.67	
008511	02/15/2019	M/M	MEMO - HUNTINGTON NAT'L BANK	28,629.36	
008512	02/15/2019	M/M	MEMO - BUREAU WORK COMP	5,844.88	
008513	02/14/2019	M/M	ARBITERPAY	20,000.00	
008514	02/06/2019	M/M	GORDON FOOD SERVICE	4,291.94	
008515	02/06/2019	M/M	GORDON FOOD SERVICE	540.89	
008516	02/13/2019	M/M	GORDON FOOD SERVICE	4,679.54	
008517	02/13/2019	M/M	GORDON FOOD SERVICE	523.09	
008518	02/21/2019	M/M	GORDON FOOD SERVICE	3,670.55	
008519	02/21/2019	M/M	GORDON FOOD SERVICE	313.33	
008520	02/20/2019	M/M	MEMO - MEDICAL MUTUAL	54,071.06	
008521	02/26/2019	M/M	MEMO - MEDICAL MUTUAL	138,483.79	
008522	02/26/2019	M/M	GORDON FOOD SERVICE	4,843.52	
008523	02/26/2019	M/M	GORDON FOOD SERVICE	573.99	
008524	02/26/2019	M/M	SYSCO CLEVELAND INC	33,635.44	
008525	02/26/2019	M/M	SYSCO CLEVELAND INC	1,698.16	
008526	02/22/2019	M/M	OHIO DEPT OF ED - MEMO CK	99,024.24	
008527	02/27/2019	M/M	MEMO - BUREAU WORK COMP	18,392.80	
008528	02/28/2019	M/M	STRS	473,266.00	
008529	02/28/2019	M/M	SERS - MEMO	128,578.00	
008530	02/28/2019	M/M	MEMO - P & A ADMINISTRATIVE	16,134.47	
626538	02/13/2019	W/W	AKRON CHILDRENS HOSPITAL	12,188.63	
626539	02/13/2019	W/R	ANGELA NUCKOLS	1,225.00	02/15/2019
626540	02/13/2019	W/R	ANTHONY BELSITO	432.00	02/15/2019
626541	02/13/2019	W/R	APEX LEARNING INC	2,250.00	02/21/2019
626542	02/13/2019	W/R	ARMSTRONG	574.49	02/20/2019
626543	02/13/2019	W/R	ARMSTRONG CABLE	149.95	02/20/2019
626544	02/13/2019	W/R	ASCD	972.80	02/25/2019
626545	02/13/2019	W/W	AVON HIGH SCHOOL	200.00	
626546	02/13/2019	W/R	BARNES & NOBLE BOOKSELLERS	703.80	02/20/2019
626547	02/13/2019	W/R	BOOKSOURCE	324.83	02/20/2019
626548	02/13/2019	W/R	BUCKEYE LOCAL SCHOOL DISTRICT	250.00	02/21/2019
626549	02/13/2019	W/V	BUZZARD TOOLS LLC	480.00	02/22/2019
626550	02/13/2019	W/R	CAPP USA, INC.	1,893.89	02/19/2019
626551	02/13/2019	W/R	CHUCK'S CUSTOM, LLC	109.12	02/22/2019
626552	02/13/2019	W/R	CINTAS CORPORATION	325.71	02/19/2019
626553	02/13/2019	W/R	CITY OF MEDINA	13,017.32	02/19/2019

Date: 3/06/2019

C H E C K R E G I S T E R
Processing Month: February 2019
MEDINA CITY SCHOOL DISTRICT

Page: 2
(CHKREG)

Check#	Check Date	Org Sta	Vendor Paid	Check Amount	Status Date
626554	02/13/2019	W/R	CRISIS PREVENTON INST, INC.	3,249.00	02/21/2019
626555	02/13/2019	W/R	CROSS THREAD SOLUTIONS LLC	119.20	02/22/2019
626556	02/13/2019	W/R	DAWN CIPRO	125.16	02/28/2019
626557	02/13/2019	W/R	DISCOUNT SCHOOL SUPPLY	299.54	02/20/2019
626558	02/13/2019	W/R	DYSLEXIA COACH OF NJ LLC	455.00	02/19/2019
626559	02/13/2019	W/R	EDUCATION ALTERNATIVES	7,632.00	02/15/2019
626560	02/13/2019	W/R	EDUCATIONAL FUNDING GROUP, INC	1,743.67	02/22/2019
626561	02/13/2019	W/R	EDUCATIONAL SERVICE CENTER	22,308.00	02/15/2019
626562	02/13/2019	W/R	ENTERPRISE FLEET MGMT INC.	9,519.82	02/20/2019
626563	02/13/2019	W/R	FARMERS EXCHANGE CO INC	489.02	02/19/2019
626564	02/13/2019	W/R	OASBO - FIVE COUNTY	20.00	02/19/2019
626565	02/13/2019	W/R	FRAN SCHOEN	4,420.00	02/19/2019
626566	02/13/2019	W/R	FRONTIER	6,259.59	02/20/2019
626567	02/13/2019	W/R	GOODWILL INDUSTRIES AKRON INC	3,334.50	02/14/2019
626568	02/13/2019	W/R	GREAT LAKES BIOMEDICAL LTD	368.00	02/19/2019
626569	02/13/2019	W/R	GREATER MEDINA CHAMBER	18.00	02/21/2019
626570	02/13/2019	W/R	HARMONY HELPERS	5,569.91	02/15/2019
626571	02/13/2019	W/R	HARPLEY CS LLC	500.00	02/14/2019
626572	02/13/2019	W/R	HEALTHCARE BILLING SERVICES	939.52	02/19/2019
626573	02/13/2019	W/R	HELLO LITERACY, INC.	330.00	02/28/2019
626574	02/13/2019	W/R	HIGH SCHOOL AD NETWORK LLC	32.00	02/19/2019
626575	02/13/2019	W/R	HOUGHTON MIFFLIN HARCOURT	440.44	02/20/2019
626576	02/13/2019	W/R	INSTITUTE FOR MULTI-SENSORY	1,175.00	02/19/2019
626577	02/13/2019	W/R	MEDINA COUNTY TREASURER	42.16	02/20/2019
626578	02/13/2019	W/R	JULIE WILLIAMS	2,041.88	02/22/2019
626579	02/13/2019	W/W	KAREN KASE	53.34	
626580	02/13/2019	W/R	KIMBERLY BEARD	16.82	02/15/2019
626581	02/13/2019	W/R	LANGUAGE LEARNING ASSOCIATES	30,952.00	02/14/2019
626582	02/13/2019	W/R	LITERACY RESOURCES, INC.	309.96	02/25/2019
626583	02/13/2019	W/R	LORI S KELLY	1,250.50	02/15/2019
626584	02/13/2019	W/R	M.C. DJ SERVICES, INC.	895.00	02/19/2019
626585	02/13/2019	W/R	MACKIN EDUCATIONAL RESOURCES	724.20	02/20/2019
626586	02/13/2019	W/R	MARCO'S PIZZA, INC	54.71	02/19/2019
626587	02/13/2019	W/R	MARION D LEONARD	350.00	02/15/2019
626588	02/13/2019	W/R	MCGRAW-HILL SCHOOL EDU. LLC	7,589.25	02/19/2019
626589	02/13/2019	W/R	MCMaster-CARR	30.01	02/19/2019
626590	02/13/2019	W/R	MCS FOOD SERVICE DEPT.	304.22	02/19/2019
626591	02/13/2019	W/R	MEDINA CITY SCHOOLS	66,864.39	02/14/2019
626592	02/13/2019	W/R	MEDINA COUNTY BOARD OF	2,810.00	02/20/2019
626593	02/13/2019	W/R	MEDINA COUNTY SANITARY	12,472.07	02/19/2019
626594	02/13/2019	W/R	MELISSA ALICE COTTAGE	306.00	02/15/2019
626595	02/13/2019	W/R	MNJ TECHNOLOGIES DIRECT INC	960.00	02/19/2019
626596	02/13/2019	W/R	MONTVILLE POLICE DEPARTMENT	360.00	02/19/2019
626597	02/13/2019	W/W	MOTOROLA SOLUTIONS INC	129,837.14	
626598	02/13/2019	W/R	MT BUSINESS TECHNOLOGIES, INC.	412.24	02/19/2019
626599	02/13/2019	W/R	MUSIC THERAPY ENRICHMENT	753.00	02/21/2019
626600	02/13/2019	W/R	THE M CONLEY COMPANY	278.55	02/19/2019
626601	02/13/2019	W/R	NSPRA	285.00	02/25/2019
626602	02/13/2019	W/R	OHIO EDISON COMPANY	19,969.46	02/19/2019
626603	02/13/2019	W/R	OHIO STATE UNIVERSITY	200.00	02/22/2019
626604	02/13/2019	W/R	OHM ADVISORS	925.00	02/20/2019
626605	02/13/2019	W/R	PEARSON ASSESSMENTS	53.50	02/19/2019

Date: 3/06/2019

C H E C K R E G I S T E R
Processing Month: February 2019
MEDINA CITY SCHOOL DISTRICT

Page: 3
(CHKREG)

Check#	Check Date	Org Sta	Vendor Paid	Check Amount	Status Date
626606	02/13/2019	W/R	PITNEY BOWES GLOBAL FINANCIAL	1,045.98	02/19/2019
626607	02/13/2019	W/R	POINT SPRING & DRIVESHAFT CO	1,403.87	02/20/2019
626608	02/13/2019	W/R	PSI AFFILIATES, INC.	11,416.79	02/20/2019
626609	02/13/2019	W/R	RAFCOMM, INC.	70.29	02/25/2019
626610	02/13/2019	W/R	REBECCA GIBSON	186.66	02/15/2019
626611	02/13/2019	W/V	SCHOOL NUTRITION ASSOCIATION	147.00	02/28/2019
626612	02/13/2019	W/R	SENDERO THERAPIES, INC.	21,916.24	02/14/2019
626613	02/13/2019	W/R	SHELLEY MACK	416.00	02/15/2019
626614	02/13/2019	W/R	PHONAK LLC	99.09	02/19/2019
626615	02/13/2019	W/R	SPORTSWORLD	200.00	02/19/2019
626616	02/13/2019	W/R	STACY M FARRENHOLZ	310.25	02/15/2019
626617	02/13/2019	W/R	STEPS ACADEMY	4,875.00	02/19/2019
626618	02/13/2019	W/R	SUPERIOR PRINTING INC DBA	202.90	02/20/2019
626619	02/13/2019	W/R	TALBERT'S COMMERCIAL PRODUCTS	99.37	02/19/2019
626620	02/13/2019	W/R	THE MISSING PIECE LLC	600.00	02/20/2019
626621	02/13/2019	W/R	OHIO DEPARTMENT OF COMMERCE	1,757.25	02/20/2019
626622	02/13/2019	W/R	U S BANK NATIONAL ASSOC (SFX)	1,053.70	02/22/2019
626623	02/13/2019	W/R	UNITED STATES AWARDS INC	450.87	02/19/2019
626624	02/13/2019	W/R	VERIZON WIRELESS	358.64	02/20/2019
626625	02/13/2019	W/R	WORLD RISK MANAGEMENT, LLC	45,308.00	02/21/2019
626626	02/14/2019	W/R	ANGELA NUCKOLS	892.50	02/19/2019
626627	02/14/2019	W/R	BELLEFAIRE JEWISH CHILDREN'S	5,055.57	02/19/2019
626628	02/14/2019	W/R	ESC OF MEDINA COUNTY	5,100.00	02/19/2019
626629	02/14/2019	W/R	MELISSA ALICE COTTAGE	183.60	02/19/2019
626630	02/14/2019	W/R	MYRA BOWYER	210.00	02/20/2019
626631	02/14/2019	W/R	STACY M FARRENHOLZ	273.75	02/19/2019
626632	02/14/2019	B/R	ROBERT NUNN	2,000.00	02/25/2019
626633	02/14/2019	B/R	HEIDI SPEERS	30.00	02/19/2019
626634	02/21/2019	W/R	A-KOBAK CONTAINER	42.75	02/26/2019
626635	02/21/2019	W/W	ADLER TEAM SPORTS	70.50	
626636	02/21/2019	W/R	AIS COMMERCIAL PARTS & SERVICE	365.05	02/26/2019
626637	02/21/2019	W/R	ANGELA NUCKOLS	1,085.00	02/25/2019
626638	02/21/2019	W/R	ANTHONY BELSITO	216.00	02/25/2019
626639	02/21/2019	W/R	APOLLO PEST CONTROL COMPANY	628.00	02/28/2019
626640	02/21/2019	W/R	BOILER SPECIALISTS INC	13,346.55	02/28/2019
626641	02/21/2019	W/R	DAIRYMENS	2,320.75	02/25/2019
626642	02/21/2019	W/R	BUEHLER'S MARKETS	177.24	02/25/2019
626643	02/21/2019	W/R	CINTAS CORPORATION	402.36	02/26/2019
626644	02/21/2019	W/R	CLEVELAND PLUMBING	8.69	02/25/2019
626645	02/21/2019	W/R	COCA COLA BOTTLING CO CSLDT	314.00	02/25/2019
626646	02/21/2019	W/R	COLUMBIA GAS OF OHIO, INC	11,284.02	02/28/2019
626647	02/21/2019	W/R	DAMON INDUSTRIES INC	1,005.44	02/28/2019
626648	02/21/2019	W/R	EASY GRAPHICS CORP	3,117.00	02/28/2019
626649	02/21/2019	W/R	ESC OF MEDINA COUNTY	80,881.73	02/25/2019
626650	02/21/2019	W/R	FBN SYSTEMS, INC.	700.00	02/28/2019
626651	02/21/2019	W/R	FOWLER COMPANY	11,125.92	02/26/2019
626652	02/21/2019	W/R	FRONTIER	659.43	02/28/2019
626653	02/21/2019	W/R	GENERATOR SYSTEMS, LLC	405.00	02/25/2019
626654	02/21/2019	W/R	HERSHEY CREAMERY CO	369.36	02/28/2019
626655	02/21/2019	W/R	JENNIFER ULMER	92.70	02/25/2019
626656	02/21/2019	W/R	KRISTINE QUALLICH	143.88	02/25/2019
626657	02/21/2019	W/W	LABOR LAW CENTER, INC	1,329.30	

Date: 3/06/2019

C H E C K R E G I S T E R
Processing Month: February 2019
MEDINA CITY SCHOOL DISTRICT

Page: 4
(CHKREG)

Check#	Check Date	Org Sta	Vendor Paid	Check Amount	Status Date
626658	02/21/2019	W/R	LORI S KELLY	2,562.00	02/25/2019
626659	02/21/2019	W/R	M-A BUILDING AND MAINTENANCE	15,875.00	02/28/2019
626660	02/21/2019	W/W	MAYFIELD HIGH SCHOOL	250.00	
626661	02/21/2019	W/R	MCS FOOD SERVICE DEPT.	119.02	02/25/2019
626662	02/21/2019	W/R	MEDINA CITY SCHOOLS	1,725.00	02/25/2019
626663	02/21/2019	W/R	MEDINA COUNTY BOARD OF	2,511.34	02/26/2019
626664	02/21/2019	W/R	MEDINA COUNTY HEALTH DEPT	3,209.00	02/25/2019
626665	02/21/2019	W/W	MEDINA COUNTY PORT AUTHORITY	853.00	
626666	02/21/2019	W/R	MEDINA HARDWARE, INC	311.00	02/28/2019
626667	02/21/2019	W/R	MELISSA ALICE COTTAGE	306.00	02/25/2019
626668	02/21/2019	W/R	NICKLES BAKERY	288.28	02/26/2019
626669	02/21/2019	W/R	OHIO EDISON COMPANY	36,969.77	02/25/2019
626670	02/21/2019	W/R	OHIO SCHOOLS COUNCIL- NAT GAS	16,319.00	02/28/2019
626671	02/21/2019	W/W	PEARSON ASSESSMENTS	91.25	
626672	02/21/2019	W/R	CAFETERIA-PEPSI COLA ORDERS	582.20	02/28/2019
626673	02/21/2019	W/W	QUILL CORPORATION	149.24	
626674	02/21/2019	W/R	REALLY GOOD STUFF LLC	132.92	02/28/2019
626675	02/21/2019	W/R	ROJEN COMPANY	30.36	02/26/2019
626676	02/21/2019	W/R	SANSON COMPANY	715.55	02/28/2019
626677	02/21/2019	W/R	SCHOOL NUTRITION ASSOCIATION	147.00	02/26/2019
626678	02/21/2019	W/R	STACY M FARRENHOLZ	182.50	02/25/2019
626679	02/21/2019	W/R	TECHNOLOGY ENGINEERING	60,115.00	02/22/2019
626680	02/21/2019	W/R	TENNANT SALES AND SERVICE CO.	202.00	02/26/2019
626681	02/21/2019	W/W	TOTAL EDUCATION SOLUTIONS INC	4,347.00	
626682	02/21/2019	W/R	WOLFF BROS. SUPPLY, INC.	9.41	02/26/2019
626683	02/21/2019	B/R	DAWN CIPRO	15.00	02/28/2019
626684	02/21/2019	B/B	JOSE GONZALEZ	2.50	
626685	02/21/2019	B/R	GLENDA BUZZELLI	18.00	02/26/2019
626686	02/21/2019	B/B	HEATHER SCHANER	68.50	
626687	02/21/2019	B/B	MICHAEL / KELLEY VAZQUEZ	9.00	
626688	02/21/2019	B/R	MICHELLE RAEER	18.00	02/26/2019
626689	02/21/2019	B/B	NATASHA HULL	30.00	
626690	02/21/2019	B/B	TERESA ONDI	18.00	
626691	02/21/2019	B/B	VIOLETTE / ELIE SHAMATTA	30.00	
626692	02/21/2019	B/B	DAWN ADKINS	1.00	
626693	02/21/2019	B/R	ROBIN DAVIS	205.00	02/26/2019
626694	02/27/2019	W/W	ACHIEVEMENT ADVANTAGE	800.00	
626695	02/27/2019	W/W	AGILE SPORTS TECHNOLOGIES INC	400.00	
626696	02/27/2019	W/W	AMAZON.COM	6,553.36	
626697	02/27/2019	W/W	ANGELA NUCKOLS	630.00	
626698	02/27/2019	W/W	ANTHONY BELSITO	216.00	
626699	02/27/2019	W/W	ASCD	189.65	
626700	02/27/2019	W/W	BRADFORD SCOTT QUADE	130.00	
626701	02/27/2019	W/W	BSN SPORTS LLC	1,128.78	
626702	02/27/2019	W/W	BUEHLER'S MARKETS	141.25	
626703	02/27/2019	W/W	C MARTIN TRUCKING	1,262.02	
626704	02/27/2019	W/W	CAROL PARSONS	22.45	
626705	02/27/2019	W/W	CINTAS CORPORATION	64.54	
626706	02/27/2019	W/W	CITY OF MEDINA	10,920.02	
626707	02/27/2019	W/W	CLEVELAND CLINIC CENTER	28,819.64	
626708	02/27/2019	W/W	COLUMBIA GAS OF OHIO, INC	56.94	
626709	02/27/2019	W/W	CROWN TROPHY OF MEDINA	515.10	

Date: 3/06/2019

C H E C K R E G I S T E R
Processing Month: February 2019
MEDINA CITY SCHOOL DISTRICT

Page: 5
(CHKREG)

Check#	Check Date	Org Sta	Vendor Paid	Check Amount	Status Date
626710	02/27/2019	W/W	EASY GRAPHICS CORP	54.00	
626711	02/27/2019	W/W	EDUCATIONAL SERVICE CENTER	32,175.00	
626712	02/27/2019	W/R	ENNIS BRITTON CO LPA	6,394.00	02/28/2019
626713	02/27/2019	W/W	ENVIRONMENTAL DESIGN GROUP LLC	1,042.50	
626714	02/27/2019	W/W	ESC OF MEDINA COUNTY	80,881.73	
626715	02/27/2019	W/W	FRONTIER	5,592.59	
626716	02/27/2019	W/W	GIONINO'S PIZZERIA	82.00	
626717	02/27/2019	W/W	GREAT LAKES BIOMEDICAL LTD	345.00	
626718	02/27/2019	W/W	INNOVATIVE SOLUTIONS	1,970.00	
626719	02/27/2019	W/W	JIM DAVIS	51.15	
626720	02/27/2019	W/W	JODI DOBBEN	26.76	
626721	02/27/2019	W/W	LAKESHORE LEARNING MATERIALS	155.22	
626722	02/27/2019	W/W	LICKING AREA COMPUTER ASSOC.	87,029.03	
626723	02/27/2019	W/W	MCS FOOD SERVICE DEPT.	3,649.76	
626724	02/27/2019	W/W	MEDINA COUNTY BOARD OF	1,186.46	
626725	02/27/2019	W/W	MELISSA ALICE COTTAGE	252.45	
626726	02/27/2019	W/W	MICHAEL WESNER	105.00	
626727	02/27/2019	W/W	MNJ TECHNOLOGIES DIRECT INC	2,724.00	
626728	02/27/2019	W/W	OASBO	575.00	
626729	02/27/2019	W/W	P & A ADMINISTRATIVE SERVICES	407.00	
626730	02/27/2019	W/W	PEARSON ASSESSMENTS	267.12	
626731	02/27/2019	W/W	PETERS KALAIL & MARKAKIS CO	2,083.00	
626732	02/27/2019	W/W	PUBLIC FINANCE RESOURCES INC	495.00	
626733	02/27/2019	W/W	QUILL CORPORATION	46.00	
626734	02/27/2019	W/W	SCOTT SCRIVEN LLP	3,817.00	
626735	02/27/2019	W/W	SPORTS EQUIPMENT SPECIALISTS	95.00	
626736	02/27/2019	W/W	SPORTS FORCE PARKS	300.00	
626737	02/27/2019	W/W	STACY M FARRENHOLZ	218.25	
626738	02/27/2019	W/W	SUPER DUPER PUBLICATIONS	53.49	
626739	02/27/2019	W/R	TECHNOLOGY ENGINEERING	17,728.75	02/28/2019
626740	02/27/2019	W/W	TINA CASSIDY	61.75	
626741	02/27/2019	W/W	TRACY BROWN	460.00	
626742	02/27/2019	W/W	AUDITOR OF STATE'S OFFICE	533.00	
626743	02/27/2019	W/W	US BANK EQUIPMENT FINANCE	11,415.00	
626744	02/27/2019	W/W	VERIZON BUSINESS	922.89	
626745	02/27/2019	W/W	WEST MUSIC COMPANY INC	1,974.28	
626746	02/27/2019	W/W	WOLFF BROS. SUPPLY, INC.	2,015.00	
626747	02/28/2019	W/W	AUTO-JET MUFFLER CORP.	182.61	
626748	02/28/2019	W/W	BOB GEISER	26.19	
626749	02/28/2019	W/W	CHARLOTTE KOLKE	12.98	
626750	02/28/2019	W/W	CHUCK'S CUSTOM, LLC	5.08	
626751	02/28/2019	W/W	CINTAS CORPORATION	56.91	
626752	02/28/2019	W/W	CRANDALL COMPANY, INC	300.56	
626753	02/28/2019	W/W	CUMMINS INTERSTATE POWER INC	758.96	
626754	02/28/2019	W/W	ELIZABETH BONDI	13.96	
626755	02/28/2019	W/W	FARMERS EXCHANGE CO INC	489.02	
626756	02/28/2019	W/W	GORDON FOOD SERVICE	227.68	
626757	02/28/2019	W/W	HOLDEN ARBORETUM	250.00	
626758	02/28/2019	W/W	JACQUELINE WILAND	63.06	
626759	02/28/2019	W/W	JENNIFER JANIK	33.97	
626760	02/28/2019	W/W	JORDAN OLSON	107.94	
626761	02/28/2019	W/W	JOSHEN PAPER & PACKAGING	107.53	

Date: 3/06/2019

C H E C K R E G I S T E R
Processing Month: February 2019
MEDINA CITY SCHOOL DISTRICT

Page: 6
(CHKREG)

Check#	Check Date	Org Sta	Vendor Paid	Check Amount	Status Date
626762	02/28/2019	W/W	JULIE BLAKEMORE	24.02	
626763	02/28/2019	W/W	JW PEPPER & SON, INC.	157.89	
626764	02/28/2019	W/W	LCS PRODUCTS, INC.	128.50	
626765	02/28/2019	W/W	MEDINIAN	40.00	
626766	02/28/2019	W/W	MINDAN ALT	22.74	
626767	02/28/2019	W/W	NICKLES BAKERY	225.68	
626768	02/28/2019	W/W	ORLO AUTO PARTS INC	20.38	
626769	02/28/2019	W/W	PATRICIA PAPESH	24.02	
626770	02/28/2019	W/W	REBECCA LEACH	24.02	
626771	02/28/2019	W/W	RONALD L FULLER	100.61	
626772	02/28/2019	W/W	SCHOLASTIC BOOK CLUBS, INC	4.00	
626773	02/28/2019	W/W	SCHOLASTIC INC	99.00	
626774	02/28/2019	W/W	SCHOOL SPECIALTY, INC	1,758.74	
626775	02/28/2019	W/W	SUBURBAN SCHOOL	33,695.00	
626776	02/28/2019	W/W	TRANSPORTATION ACCESSORIES	423.61	
942407	02/01/2019	C/C	MEMO -MEDINA CITY SCHOOLS	1,920,308.76	
942408	02/15/2019	C/C	MEMO -MEDINA CITY SCHOOLS	1,926,924.50	
Total Checks Issued				\$ 7,528,084.49	

Date: 03/06/19
Time: 10:19 am

MEDINA CITY SCHOOL DISTRICT
Appropriation Account Summary
SORTED BY FUND-SCC

Page: 1
(APPSUM)

FYTD Appropriated	Prior FY Carryover Encumbrances	FYTD Expendable	FYTD Actual Expenditures	MTD Actual Expenditures	Current Encumbrances	FYTD Unencumbered Balance	FYTD Percent Exp/Enc
*****TOTAL FOR FUND-SCC 001 0000 (GENERAL FUND):							
76,772,901.21	723,414.76	77,496,315.97	49,330,421.83	5,826,802.52	2,168,429.72	25,997,464.42	66.45
=====							
*****TOTAL FOR FUND-SCC 002 0000 (BOND RETIREMENT):							
1,408,750.00	0.00	1,408,750.00	1,389,890.13	0.00	0.00	18,859.87	98.66
=====							
*****TOTAL FOR FUND-SCC 002 9000 (BOND RETIREMENT - NEW ELEM/SR HIGH):							
4,269,786.50	0.00	4,269,786.50	3,531,651.01	0.00	680,393.25	57,742.24	98.65
=====							
*****TOTAL FOR FUND-SCC 002 9012 (LOCAL SALES TAX RETIREMENT OF COPS):							
1,742,687.50	0.00	1,742,687.50	1,278,065.02	0.00	460,843.75	3,778.73	99.78
=====							
*****TOTAL FOR FUND-SCC 002 9014 (CONSOLIDATION - ENERGY & TRANSP NOTES):							
344,806.25	0.00	344,806.25	326,999.99	0.00	17,806.25	0.01	100.00
=====							
*****TOTAL FOR FUND-SCC 003 0000 (PERMANENT IMPROVEMENT FUND):							
126,628.88	0.00	126,628.88	634.27	0.00	0.00	125,994.61	0.50
=====							
*****TOTAL FOR FUND-SCC 003 9000 (PERMANENT IMPROVEMENT FUND):							
8,989.14	0.00	8,989.14	388.00	0.00	0.00	8,601.14	4.32
=====							
*****TOTAL FOR FUND-SCC 003 9001 (MEDINA CITY REC CENTER-PERMANENT IMPROV.):							
166,000.00	13,957.50	179,957.50	19,980.15	14,575.00	29,300.00	130,677.35	27.38
=====							
*****TOTAL FOR FUND-SCC 006 0000 (LUNCHROOM FUND):							
2,535,200.00	16,398.18	2,551,598.18	1,554,528.51	165,990.16	207,173.01	789,896.66	69.04
=====							
*****TOTAL FOR FUND-SCC 007 9004 (COLLINS SCHOLARSHIP/POST-GRADUATE):							
18,000.00	0.00	18,000.00	0.00	0.00	18,000.00	0.00	100.00
=====							

Date: 03/06/19
Time: 10:19 am

MEDINA CITY SCHOOL DISTRICT
Appropriation Account Summary
SORTED BY FUND-SCC

Page: 2
(APPSUM)

FYTD Appropriated	Prior FY Carryover Encumbrances	FYTD Expendable	FYTD Actual Expenditures	MTD Actual Expenditures	Current Encumbrances	FYTD Unencumbered Balance	FYTD Percent Exp/Enc
*****TOTAL FOR FUND-SCC 007 9111 (CHARLES STANGEL SCHOLARSHIP FUND):							
1,000.00	0.00	1,000.00	0.00	0.00	0.00	1,000.00	0.00
=====							
*****TOTAL FOR FUND-SCC 007 9333 (RIOS STUDENT LEADER SCHOLAR.):							
5,000.00	0.00	5,000.00	0.00	0.00	0.00	5,000.00	0.00
=====							
*****TOTAL FOR FUND-SCC 008 9002 (KANEHL MUSIC TRUST):							
250.00	0.00	250.00	0.00	0.00	0.00	250.00	0.00
=====							
*****TOTAL FOR FUND-SCC 008 9003 (RICHARD HOFFMAN COLLINS MEMORIAL SCHOLARSHIP):							
40,000.00	0.00	40,000.00	0.00	0.00	0.00	40,000.00	0.00
=====							
*****TOTAL FOR FUND-SCC 008 9112 (ELAINE BUSHMAN FUND):							
500.00	0.00	500.00	0.00	0.00	0.00	500.00	0.00
=====							
*****TOTAL FOR FUND-SCC 009 9000 (STAR):							
30,243.50	0.00	30,243.50	0.00	0.00	30,243.50	0.00	100.00
=====							
*****TOTAL FOR FUND-SCC 009 9110 (UNIFORM SUPPLIES GARFIELD):							
6,716.40	0.00	6,716.40	559.44	67.76	3,732.24	2,424.72	63.90
=====							
*****TOTAL FOR FUND-SCC 009 9120 (UNIFORM SUPPLIES - CANAVAN):							
10,615.30	0.00	10,615.30	3,819.49	0.00	2,000.00	4,795.81	54.82
=====							
*****TOTAL FOR FUND-SCC 009 9130 (UNIFORM SUPPLIES - FENN):							
12,818.40	0.00	12,818.40	5,941.87	324.83	3,656.04	3,220.49	74.88
=====							
*****TOTAL FOR FUND-SCC 009 9140 (UNIFORM SUPPLIES - HERITAGE):							
9,383.70	155.74	9,539.44	3,168.48	131.13	3,067.31	3,303.65	65.37
=====							

Date: 03/06/19
Time: 10:19 am

MEDINA CITY SCHOOL DISTRICT
Appropriation Account Summary
SORTED BY FUND-SCC

Page: 3
(APPSUM)

FYTD Appropriated	Prior FY Carryover Encumbrances	FYTD Expendable	FYTD Actual Expenditures	MTD Actual Expenditures	Current Encumbrances	FYTD Unencumbered Balance	FYTD Percent Exp/Enc
*****TOTAL FOR FUND-SCC 009 9160 (UNIFORM SUPPLIES - BLAKE):							
12,485.70	75.40	12,561.10	2,291.88	117.92	2,082.08	8,187.14	34.82
=====							
*****TOTAL FOR FUND-SCC 009 9170 (UNIFORM SUPPLIES - RALPH WAITE ELEMENTARY):							
13,866.40	732.71	14,599.11	4,572.31	256.06	173.15	9,853.65	32.51
=====							
*****TOTAL FOR FUND-SCC 009 9180 (UNIFORM SUPPLIES - ELIZA NORTHROP ELEMENTARY):							
12,386.90	0.00	12,386.90	2,792.49	152.74	2,599.40	6,995.01	43.53
=====							
*****TOTAL FOR FUND-SCC 009 9200 (UNIFORM SUPPLIES - CLAGGETT MIDDLE SCHOOL):							
31,746.40	37.82	31,784.22	26,441.37	26.49	5,331.92	10.93	99.97
=====							
*****TOTAL FOR FUND-SCC 009 9210 (UNIFORM SUPPLIES - A.I. ROOT MIDDLE SCHOOL):							
28,867.40	56.86	28,924.26	23,153.14	0.00	5,140.00	631.12	97.82
=====							
*****TOTAL FOR FUND-SCC 009 9300 (UNIFORM SUPPLIES - SENIOR HIGH SCHOOL):							
197,400.00	2,195.68	199,595.68	64,703.23	204.66	123,881.12	11,011.33	94.48
=====							
*****TOTAL FOR FUND-SCC 014 9016 (MEDINA CNTY JUV DET CNTR):							
291,335.38	0.00	291,335.38	189,128.37	22,636.38	0.00	102,207.01	64.92
=====							
*****TOTAL FOR FUND-SCC 014 9116 (EVOLVE):							
771,267.00	7,179.89	778,446.89	554,173.31	60,336.61	8,108.29	216,165.29	72.23
=====							
*****TOTAL FOR FUND-SCC 016 0000 (EMERGENCY LEVY):							
5,372,569.00	12,737.28	5,385,306.28	2,217,211.33	256,423.34	14,000.00	3,154,094.95	41.43
=====							
*****TOTAL FOR FUND-SCC 018 9110 (PRINCIPAL'S FUND - GARFIELD):							
14,000.00	75.00	14,075.00	6,255.03	1,746.79	4,834.11	2,985.86	78.79
=====							

Date: 03/06/19
Time: 10:19 am

MEDINA CITY SCHOOL DISTRICT
Appropriation Account Summary
SORTED BY FUND-SCC

Page: 4
(APPSUM)

FYTD Appropriated	Prior FY Carryover Encumbrances	FYTD Expendable	FYTD Actual Expenditures	MTD Actual Expenditures	Current Encumbrances	FYTD Unencumbered Balance	FYTD Percent Exp/Enc
*****TOTAL FOR FUND-SCC 018 9113 (GARFIELD MEDIA CENTER):							
3,500.00	0.00	3,500.00	0.00	0.00	2,500.00	1,000.00	71.43
=====							
*****TOTAL FOR FUND-SCC 018 9120 (PRINCIPAL - CANAVAN):							
16,319.00	1,764.50	18,083.50	7,733.26	150.39	4,401.86	5,948.38	67.11
=====							
*****TOTAL FOR FUND-SCC 018 9123 (BOOK FAIR - CANAVAN):							
8,000.00	0.00	8,000.00	4,777.25	0.00	3,222.00	0.75	99.99
=====							
*****TOTAL FOR FUND-SCC 018 9130 (PRINCIPAL - FENN):							
30,000.00	663.94	30,663.94	8,397.52	608.85	14,607.14	7,659.28	75.02
=====							
*****TOTAL FOR FUND-SCC 018 9132 (FENN SCHOOL STORE):							
750.00	0.00	750.00	463.31	0.00	160.75	125.94	83.21
=====							
*****TOTAL FOR FUND-SCC 018 9133 (BOOK FAIR - FENN):							
250.00	0.00	250.00	0.00	0.00	0.00	250.00	0.00
=====							
*****TOTAL FOR FUND-SCC 018 9135 (MEDINA SKI TEAM - DISTRICTWIDE):							
9,500.00	0.00	9,500.00	2,891.41	2,891.41	5,608.59	1,000.00	89.47
=====							
*****TOTAL FOR FUND-SCC 018 9140 (PRINCIPAL'S FUND - HERITAGE):							
23,450.00	619.30	24,069.30	6,372.68	199.53	5,001.70	12,694.92	47.26
=====							
*****TOTAL FOR FUND-SCC 018 9143 (HERITAGE MEDIA CENTER):							
6,000.00	0.00	6,000.00	4,758.17	0.00	0.00	1,241.83	79.30
=====							
*****TOTAL FOR FUND-SCC 018 9160 (PRINCIPAL'S FUND - H G BLAKE):							
25,100.00	383.83	25,483.83	6,347.50	175.00	11,131.88	8,004.45	68.59
=====							

Date: 03/06/19
Time: 10:19 am

MEDINA CITY SCHOOL DISTRICT
Appropriation Account Summary
SORTED BY FUND-SCC

Page: 5
(APPSUM)

FYTD Appropriated	Prior FY Carryover Encumbrances	FYTD Expendable	FYTD Actual Expenditures	MTD Actual Expenditures	Current Encumbrances	FYTD Unencumbered Balance	FYTD Percent Exp/Enc
*****TOTAL FOR FUND-SCC 018 9161 (LEADER IN ME - BLAKE):							
7,300.00	0.00	7,300.00	0.00	0.00	0.00	7,300.00	0.00
=====							
*****TOTAL FOR FUND-SCC 018 9162 (BLAKE RUNNING CLUB):							
200.00	0.00	200.00	0.00	0.00	0.00	200.00	0.00
=====							
*****TOTAL FOR FUND-SCC 018 9163 (BLAKE MEDIA CENTER):							
9,500.00	0.00	9,500.00	5,580.39	0.00	3,000.00	919.61	90.32
=====							
*****TOTAL FOR FUND-SCC 018 9170 (PRINCIPALS FUND - RALPH WAITE ELEMENTARY):							
19,800.00	1,033.32	20,833.32	3,386.78	1,974.28	1,025.72	16,420.82	21.18
=====							
*****TOTAL FOR FUND-SCC 018 9173 (MEDIA CENTER RALPH WAITE ELEMENTARY):							
10,000.00	2,377.13	12,377.13	8,337.34	0.00	1,662.66	2,377.13	80.79
=====							
*****TOTAL FOR FUND-SCC 018 9180 (PRINCIPALS FUND ELIZA NORTHROP ELEMENTARY):							
24,900.00	641.82	25,541.82	3,605.83	0.00	3,214.41	18,721.58	26.70
=====							
*****TOTAL FOR FUND-SCC 018 9181 (NORTHROP ELEMENTARY SCHOOL STORE):							
500.00	0.00	500.00	50.00	0.00	0.00	450.00	10.00
=====							
*****TOTAL FOR FUND-SCC 018 9183 (MEDIA CENTER ELIZA NORTHROP ELEMENTARY):							
5,000.00	3,000.00	8,000.00	7,780.85	0.00	0.00	219.15	97.26
=====							
*****TOTAL FOR FUND-SCC 018 9200 (PRINCIPAL'S FUND - CLAGGETT M.S.):							
30,500.00	1,491.33	31,991.33	8,840.69	49.58	8,235.00	14,915.64	53.38
=====							
*****TOTAL FOR FUND-SCC 018 9203 (CLAGGETT M.S. MEDIA CENTER):							
3,200.00	0.00	3,200.00	2,822.72	0.00	0.00	377.28	88.21
=====							

Date: 03/06/19
Time: 10:19 am

MEDINA CITY SCHOOL DISTRICT
Appropriation Account Summary
SORTED BY FUND-SCC

Page: 6
(APPSUM)

FYTD Appropriated	Prior FY Carryover Encumbrances	FYTD Expendable	FYTD Actual Expenditures	MTD Actual Expenditures	Current Encumbrances	FYTD Unencumbered Balance	FYTD Percent Exp/Enc
*****TOTAL FOR FUND-SCC 018 9210 (PRINCIPAL'S FUND - ROOT M.S.):							
42,000.00	4,512.67	46,512.67	12,766.93	577.95	19,457.08	14,288.66	69.28
=====							
*****TOTAL FOR FUND-SCC 018 9211 (ROOT M.S. MEDIA CENTER):							
5,100.00	0.00	5,100.00	2,695.57	0.00	0.00	2,404.43	52.85
=====							
*****TOTAL FOR FUND-SCC 018 9300 (PRINCIPAL'S FUND - SENIOR HIGH):							
41,000.00	7,619.86	48,619.86	9,938.03	40.00	29,503.14	9,178.69	81.12
=====							
*****TOTAL FOR FUND-SCC 018 9303 (PERFORMING ARTS):							
65,575.00	24,503.78	90,078.78	20,653.65	208.64	58,453.14	10,971.99	87.82
=====							
*****TOTAL FOR FUND-SCC 018 9304 (BUZZ):							
13,850.00	4,899.23	18,749.23	6,533.72	183.81	12,046.17	169.34	99.10
=====							
*****TOTAL FOR FUND-SCC 018 9901 (PUBLIC SCHOOL SUPPORT - INSTRUCTION DEPT.):							
13,374.86	2,580.94	15,955.80	11,892.20	3,063.06	0.00	4,063.60	74.53
=====							
*****TOTAL FOR FUND-SCC 018 9905 (PUBLIC SCHOOL SUPPORT/STUDENT SERVICES):							
9,580.00	0.00	9,580.00	3,701.43	0.00	0.00	5,878.57	38.64
=====							
*****TOTAL FOR FUND-SCC 018 9906 (COMMUNICATIONS - PUBLIC SCHOOL SUPPORT):							
2,862.00	29.79	2,891.79	2,362.00	0.00	0.00	529.79	81.68
=====							
*****TOTAL FOR FUND-SCC 018 9916 (SPIRIT NIGHT):							
3,500.00	0.00	3,500.00	2,297.52	0.00	0.00	1,202.48	65.64
=====							
*****TOTAL FOR FUND-SCC 018 9917 (BICENTENNIAL):							
677.00	0.00	677.00	124.00	0.00	0.00	553.00	18.32
=====							

Date: 03/06/19
Time: 10:19 am

MEDINA CITY SCHOOL DISTRICT
Appropriation Account Summary
SORTED BY FUND-SCC

Page: 7
(APPSUM)

FYTD Appropriated	Prior FY Carryover Encumbrances	FYTD Expendable	FYTD Actual Expenditures	MTD Actual Expenditures	Current Encumbrances	FYTD Unencumbered Balance	FYTD Percent Exp/Enc
*****TOTAL FOR FUND-SCC 018 9918 (FAMILY FIRST):							
1,000.00	0.00	1,000.00	842.20	0.00	0.00	157.80	84.22
=====							
*****TOTAL FOR FUND-SCC 018 9919 (STUDENT ART SHOW):							
250.00	0.00	250.00	0.00	0.00	250.00	0.00	100.00
=====							
*****TOTAL FOR FUND-SCC 019 9000 (ADAMH GRANT):							
6,900.00	0.00	6,900.00	3,440.00	713.00	3,460.00	0.00	100.00
=====							
*****TOTAL FOR FUND-SCC 019 9009 (MCDAC GRANT FY19):							
82,368.00	0.00	82,368.00	69,111.49	9,766.54	0.00	13,256.51	83.91
=====							
*****TOTAL FOR FUND-SCC 019 9181 (FIRST ENERGY GRANT):							
960.00	0.00	960.00	959.84	0.00	0.16	0.00	100.00
=====							
*****TOTAL FOR FUND-SCC 020 9001 (TRANSPORTATION ENTERPRISE):							
40,000.00	1,931.26	41,931.26	14,555.67	0.00	22,391.81	4,983.78	88.11
=====							
*****TOTAL FOR FUND-SCC 022 9000 (Unclaimed funds):							
10,000.00	0.00	10,000.00	1,307.70	88.51	3,692.30	5,000.00	50.00
=====							
*****TOTAL FOR FUND-SCC 022 9300 (OH HIGH SCHOOL ATH ASSOC FUND):							
60,000.00	0.00	60,000.00	18,503.50	0.00	0.00	41,496.50	30.84
=====							
*****TOTAL FOR FUND-SCC 024 9001 (MEDICAL AND DRUG/SELF INSURANCE FUNDS):							
8,271,000.00	0.00	8,271,000.00	5,866,737.13	611,965.87	2,256,272.09	147,990.78	98.21
=====							
*****TOTAL FOR FUND-SCC 024 9002 (DENTAL SELF INSURANCE FUNDS):							
675,000.00	0.00	675,000.00	452,805.77	57,109.09	225,834.77	3,640.54-	100.54
=====							

Date: 03/06/19
Time: 10:19 am

MEDINA CITY SCHOOL DISTRICT
Appropriation Account Summary
SORTED BY FUND-SCC

Page: 8
(APPSUM)

FYTD Appropriated	Prior FY Carryover Encumbrances	FYTD Expendable	FYTD Actual Expenditures	MTD Actual Expenditures	Current Encumbrances	FYTD Unencumbered Balance	FYTD Percent Exp/Enc
*****TOTAL FOR FUND-SCC 024 9094 (FLEX PRO):							
190,000.00	362.60	190,362.60	134,872.51	16,541.47	57,090.09	1,600.00	100.84
=====							
*****TOTAL FOR FUND-SCC 027 0000 (WORKMANS COMP.-SELF INS):							
206,000.00	0.00	206,000.00	181,379.46	63,700.80	41,322.27	16,701.73	108.11
=====							
*****TOTAL FOR FUND-SCC 071 9013 (LOCAL SALES TAX PERMANENT IMPROVEMENTS):							
3,669,687.50	154,962.28	3,824,649.78	2,833,042.64	143,339.46	295,268.55	696,338.59	81.79
=====							
*****TOTAL FOR FUND-SCC 200 9110 (GARFIELD STUDENT COUNCIL/K-KIDS CLUB):							
1,500.00	0.00	1,500.00	0.00	0.00	285.00	1,215.00	19.00
=====							
*****TOTAL FOR FUND-SCC 200 9111 (GARFIELD CHESS CLUB):							
200.00	0.00	200.00	0.00	0.00	200.00	0.00	100.00
=====							
*****TOTAL FOR FUND-SCC 200 9121 (ELLA CANAVAN STUDENT COUNCIL):							
390.00	0.00	390.00	163.43	0.00	200.00	26.57	93.19
=====							
*****TOTAL FOR FUND-SCC 200 9185 (K-KIDS KIWANIS ACTIVITY CLUB-NORTHROP):							
2,500.00	0.00	2,500.00	689.96	0.00	1,000.00	810.04	67.60
=====							
*****TOTAL FOR FUND-SCC 200 9202 (CLAGGETT MIDDLE SCH. STUDENT COUNCIL):							
4,814.00	0.00	4,814.00	861.36	0.00	2,350.00	1,602.64	66.71
=====							
*****TOTAL FOR FUND-SCC 200 9205 (CLAGGETT MIDDLE SCH. BUILDERS CLUB):							
300.00	0.00	300.00	162.00	0.00	100.00	38.00	87.33
=====							
*****TOTAL FOR FUND-SCC 200 9209 (CLAGGETT MIDDLE SCHOOL DRAMA CLUB):							
6,000.00	0.00	6,000.00	1,118.40	0.00	3,800.00	1,081.60	81.97
=====							

Date: 03/06/19
Time: 10:19 am

MEDINA CITY SCHOOL DISTRICT
Appropriation Account Summary
SORTED BY FUND-SCC

Page: 9
(APPSUM)

FYTD Appropriated	Prior FY Carryover Encumbrances	FYTD Expendable	FYTD Actual Expenditures	MTD Actual Expenditures	Current Encumbrances	FYTD Unencumbered Balance	FYTD Percent Exp/Enc
*****TOTAL FOR FUND-SCC 200 9253 (BUILDERS' CLUB - ROOT M.S.):							
250.00	0.00	250.00	0.00	0.00	250.00	0.00	100.00
=====							
*****TOTAL FOR FUND-SCC 200 9254 (HONORS ACADEMY - ROOT):							
4,150.00	37.33	4,187.33	385.00	0.00	3,000.00	802.33	80.84
=====							
*****TOTAL FOR FUND-SCC 200 9256 (DRAMA CLUB - ROOT M.S.):							
3,826.00	0.00	3,826.00	501.50	0.00	3,276.00	48.50	98.73
=====							
*****TOTAL FOR FUND-SCC 200 9258 (STUDENT COUNCIL - ROOT M.S.):							
2,660.00	103.88	2,763.88	523.71	37.74	2,184.26	55.91	97.98
=====							
*****TOTAL FOR FUND-SCC 200 9301 (YOUNG AMERICANS FOR FREEDOM):							
3,200.00	0.00	3,200.00	3,095.00	0.00	0.00	105.00	96.72
=====							
*****TOTAL FOR FUND-SCC 200 9302 (ART CLUB):							
525.00	0.00	525.00	161.52	0.00	344.71	18.77	96.42
=====							
*****TOTAL FOR FUND-SCC 200 9303 (CULTURAL EXPLORATION):							
200.00	0.00	200.00	23.49	0.00	116.51	60.00	70.00
=====							
*****TOTAL FOR FUND-SCC 200 9305 (CHEMCLUB):							
900.00	0.00	900.00	0.00	0.00	900.00	0.00	100.00
=====							
*****TOTAL FOR FUND-SCC 200 9306 (OPERATION SMILE):							
170.00	0.00	170.00	0.00	0.00	170.00	0.00	100.00
=====							
*****TOTAL FOR FUND-SCC 200 9307 (CHOIR):							
38,700.00	23,306.57	62,006.57	22,283.94	5,569.91	19,685.73	20,036.90	67.69
=====							

Date: 03/06/19
Time: 10:19 am

MEDINA CITY SCHOOL DISTRICT
Appropriation Account Summary
SORTED BY FUND-SCC

Page: 10
(APPSUM)

FYTD Appropriated	Prior FY Carryover Encumbrances	FYTD Expendable	FYTD Actual Expenditures	MTD Actual Expenditures	Current Encumbrances	FYTD Unencumbered Balance	FYTD Percent Exp/Enc
*****TOTAL FOR FUND-SCC 200 9309 (IMPROV CLUB):							
4,300.00	0.00	4,300.00	0.00	0.00	4,300.00	0.00	100.00
=====							
*****TOTAL FOR FUND-SCC 200 9312 (DRAMA CLUB):							
22,000.00	898.89	22,898.89	2,578.17	52.41	20,370.00	49.28	100.22
=====							
*****TOTAL FOR FUND-SCC 200 9314 (MEDINA OUTDOORS CLUB):							
500.00	0.00	500.00	0.00	0.00	0.00	500.00	0.00
=====							
*****TOTAL FOR FUND-SCC 200 9315 (FELLOWSHIP OF CHRISTIAN ATHLETES):							
750.00	0.00	750.00	107.94	107.94	642.06	0.00	100.00
=====							
*****TOTAL FOR FUND-SCC 200 9318 (GIRLS LEADERSHIP CLUB):							
2,050.00	0.00	2,050.00	817.23	0.00	1,232.77	0.00	100.00
=====							
*****TOTAL FOR FUND-SCC 200 9321 (KEY CLUB):							
10,000.00	5,496.19	15,496.19	1,642.00	1,223.81	8,767.21	5,086.98	67.17
=====							
*****TOTAL FOR FUND-SCC 200 9323 (MEDINAMITE):							
3,000.00	0.00	3,000.00	0.00	0.00	3,000.00	0.00	100.00
=====							
*****TOTAL FOR FUND-SCC 200 9324 (MEDINIAN):							
11,900.00	2,108.28	14,008.28	7,837.93	0.00	4,047.76	2,122.59	84.85
=====							
*****TOTAL FOR FUND-SCC 200 9325 (MHS BAND):							
25,675.00	0.00	25,675.00	2,123.04	157.89	18,548.31	5,003.65	80.51
=====							
*****TOTAL FOR FUND-SCC 200 9326 (NATIONAL HONOR SOCIETY):							
3,500.00	0.00	3,500.00	0.00	0.00	3,500.00	0.00	100.00
=====							

Date: 03/06/19
Time: 10:19 am

MEDINA CITY SCHOOL DISTRICT
Appropriation Account Summary
SORTED BY FUND-SCC

Page: 11
(APPSUM)

FYTD Appropriated	Prior FY Carryover Encumbrances	FYTD Expendable	FYTD Actual Expenditures	MTD Actual Expenditures	Current Encumbrances	FYTD Unencumbered Balance	FYTD Percent Exp/Enc
*****TOTAL FOR FUND-SCC 200 9327 (ORCHESTRA):							
3,000.00	0.00	3,000.00	0.00	0.00	3,000.00	0.00	100.00
=====							
*****TOTAL FOR FUND-SCC 200 9330 (SCIENCE OLYMPIAD CLUB):							
1,720.00	0.00	1,720.00	666.19	26.19	1,053.81	0.00	100.00
=====							
*****TOTAL FOR FUND-SCC 200 9332 (SPANISH CLUB):							
5,280.00	0.00	5,280.00	1,442.11	0.00	3,837.00	0.89	99.98
=====							
*****TOTAL FOR FUND-SCC 200 9333 (STUDENT COUNCIL):							
43,200.00	3,121.27	46,321.27	35,777.14	250.00	9,185.95	1,358.18	97.07
=====							
*****TOTAL FOR FUND-SCC 200 9335 (LATIN CLUB):							
7,100.00	0.00	7,100.00	5,348.78	0.00	1,968.00	216.78-	103.05
=====							
*****TOTAL FOR FUND-SCC 200 9337 (AMERICAN SIGN LANGUAGE CLUB):							
350.00	0.00	350.00	124.30	0.00	225.70	0.00	100.00
=====							
*****TOTAL FOR FUND-SCC 200 9339 (SPEECH/DEBATE CLUB):							
32,500.00	2,422.88	34,922.88	13,495.46	130.00	19,235.00	2,192.42	93.72
=====							
*****TOTAL FOR FUND-SCC 200 9340 (S. A. D. D.):							
1,000.00	0.00	1,000.00	162.90	0.00	837.10	0.00	100.00
=====							
*****TOTAL FOR FUND-SCC 200 9346 (PENGUIN BOWL/NOSB):							
600.00	0.00	600.00	0.00	0.00	250.00	350.00	41.67
=====							
*****TOTAL FOR FUND-SCC 200 9350 (TECHNOLOGY CLUB):							
3,600.00	145.73	3,745.73	1,378.40	0.00	1,281.74	1,085.59	71.02
=====							

Date: 03/06/19
Time: 10:19 am

MEDINA CITY SCHOOL DISTRICT
Appropriation Account Summary
SORTED BY FUND-SCC

Page: 12
(APPSUM)

FYTD Appropriated	Prior FY Carryover Encumbrances	FYTD Expendable	FYTD Actual Expenditures	MTD Actual Expenditures	Current Encumbrances	FYTD Unencumbered Balance	FYTD Percent Exp/Enc
*****TOTAL FOR FUND-SCC 200 9352 (VIDEO CLUB - SR HI):							
6,000.00	0.00	6,000.00	220.36	0.00	5,779.64	0.00	100.00
=====							
*****TOTAL FOR FUND-SCC 200 9353 (CHINESE CLUB):							
100.00	0.00	100.00	0.00	0.00	100.00	0.00	100.00
=====							
*****TOTAL FOR FUND-SCC 200 9355 (GENDER AND SEXUALITY ALLIANCE):							
800.00	0.00	800.00	396.33	0.00	400.00	3.67	99.54
=====							
*****TOTAL FOR FUND-SCC 200 9380 (V O F T):							
25,000.00	15,639.11	40,639.11	2,164.09	0.00	22,835.91	15,639.11	61.52
=====							
*****TOTAL FOR FUND-SCC 200 9418 (CLASS OF 2018):							
650.69	5,817.11	6,467.80	5,655.24	0.00	652.19	160.37	97.52
=====							
*****TOTAL FOR FUND-SCC 200 9419 (CLASS OF 2019):							
5,700.00	4,919.39	10,619.39	1,485.08	12.98	3,639.35	5,494.96	48.26
=====							
*****TOTAL FOR FUND-SCC 200 9420 (CLASS OF 2020):							
47,970.00	0.00	47,970.00	446.74	0.00	47,523.26	0.00	100.00
=====							
*****TOTAL FOR FUND-SCC 200 9421 (CLASS OF 2021):							
4,900.00	0.00	4,900.00	1,897.61	0.00	1,202.00	1,800.39	63.26
=====							
*****TOTAL FOR FUND-SCC 200 9422 (CLASS OF 2022):							
1,850.00	0.00	1,850.00	1,822.59	0.00	27.41	0.00	100.00
=====							
*****TOTAL FOR FUND-SCC 300 0000 (ATHLETIC FUND):							
410,500.00	23,132.01	433,632.01	272,871.75	39,420.39	86,609.06	74,151.20	82.90
=====							

Date: 03/06/19
Time: 10:19 am

MEDINA CITY SCHOOL DISTRICT
Appropriation Account Summary
SORTED BY FUND-SCC

Page: 13
(APPSUM)

FYTD Appropriated	Prior FY Carryover Encumbrances	FYTD Expendable	FYTD Actual Expenditures	MTD Actual Expenditures	Current Encumbrances	FYTD Unencumbered Balance	FYTD Percent Exp/Enc
*****TOTAL FOR FUND-SCC 300 9110 (GARFIELD FIELD TRIPS):							
10,000.00	0.00	10,000.00	1,917.43	0.00	1,500.00	6,582.57	34.17
=====							
*****TOTAL FOR FUND-SCC 300 9120 (CANAVAN FIELD TRIP):							
10,695.00	225.00	10,920.00	6,346.70	0.00	3,776.00	797.30	92.70
=====							
*****TOTAL FOR FUND-SCC 300 9130 (FENN FIELD TRIPS):							
10,000.00	0.00	10,000.00	6,539.32	0.00	0.00	3,460.68	65.39
=====							
*****TOTAL FOR FUND-SCC 300 9140 (HERITAGE FIELD TRIPS):							
6,947.00	0.00	6,947.00	5,664.00	0.00	0.00	1,283.00	81.53
=====							
*****TOTAL FOR FUND-SCC 300 9160 (BLAKE FIELD TRIPS):							
11,000.00	0.00	11,000.00	765.92	0.00	582.00	9,652.08	12.25
=====							
*****TOTAL FOR FUND-SCC 300 9170 (WAITE FIELD TRIPS):							
42,000.00	0.00	42,000.00	11,574.70	0.00	1,780.82	28,644.48	31.80
=====							
*****TOTAL FOR FUND-SCC 300 9180 (NORTHROP FIELD TRIPS):							
10,000.00	3,660.00	13,660.00	5,358.95	0.00	227.05	8,074.00	40.89
=====							
*****TOTAL FOR FUND-SCC 300 9201 (CLAGGETT MIDDLE SCH. BAND FUND):							
44,000.00	0.00	44,000.00	12,605.95	0.00	26,354.78	5,039.27	88.55
=====							
*****TOTAL FOR FUND-SCC 300 9208 (CLAGGETT - 6TH GRADE TRIPS):							
111,500.00	0.00	111,500.00	105,568.54	0.00	0.00	5,931.46	94.68
=====							
*****TOTAL FOR FUND-SCC 300 9250 (ROOT M.S. BAND FUND):							
30,700.00	0.00	30,700.00	13,252.00	0.00	18,233.00	785.00-	102.56
=====							

Date: 03/06/19
Time: 10:19 am

MEDINA CITY SCHOOL DISTRICT
Appropriation Account Summary
SORTED BY FUND-SCC

Page: 14
(APPSUM)

FYTD Appropriated	Prior FY Carryover Encumbrances	FYTD Expendable	FYTD Actual Expenditures	MTD Actual Expenditures	Current Encumbrances	FYTD Unencumbered Balance	FYTD Percent Exp/Enc
*****TOTAL FOR FUND-SCC 300 9253 (ROOT M.S. BEEHIVE):							
850.00	134.97	984.97	369.55	86.75	421.06	194.36	80.27
=====							
*****TOTAL FOR FUND-SCC 300 9258 (ROOT - DISTRICT SUPERVISED ACTIVITIES):							
140,730.00	0.00	140,730.00	111,269.10	0.00	13,386.00	16,074.90	88.58
=====							
*****TOTAL FOR FUND-SCC 300 9301 (BOWLING CLUB):							
4,000.00	0.00	4,000.00	0.00	0.00	4,000.00	0.00	100.00
=====							
*****TOTAL FOR FUND-SCC 300 9302 (MENS VOLLEYBALL):							
7,500.00	0.00	7,500.00	768.58	0.00	5,864.51	866.91	88.44
=====							
*****TOTAL FOR FUND-SCC 300 9303 (HUDDLE/SHUDDLE):							
2,775.00	0.00	2,775.00	274.89	0.00	2,500.00	0.11	100.00
=====							
*****TOTAL FOR FUND-SCC 300 9304 (LINK CREW):							
4,500.00	0.00	4,500.00	1,490.52	0.00	3,009.48	0.00	100.00
=====							
*****TOTAL FOR FUND-SCC 300 9313 (DRAMA/MUSICAL):							
21,990.00	0.00	21,990.00	0.00	0.00	10,995.00	10,995.00	50.00
=====							
*****TOTAL FOR FUND-SCC 300 9334 (BEEHIVE CAFE):							
25,500.00	2,938.15	28,438.15	11,675.59	261.96	17,420.04	657.48	102.31
=====							
*****TOTAL FOR FUND-SCC 300 9390 (GLOBAL TRIPS):							
0.00	0.00	0.00	400.00-	400.00-	0.00	400.00	0.00
=====							
*****TOTAL FOR FUND-SCC 300 9410 (SPARKLE CHEERLEADING):							
3,568.10	0.00	3,568.10	3,130.67	0.00	269.33	168.10	95.29
=====							

Date: 03/06/19
Time: 10:19 am

MEDINA CITY SCHOOL DISTRICT
Appropriation Account Summary
SORTED BY FUND-SCC

Page: 15
(APPSUM)

FYTD Appropriated	Prior FY Carryover Encumbrances	FYTD Expendable	FYTD Actual Expenditures	MTD Actual Expenditures	Current Encumbrances	FYTD Unencumbered Balance	FYTD Percent Exp/Enc
*****TOTAL FOR FUND-SCC 401 9018 (AUXILIARY FUNDS/ST FRANCIS):							
69,892.75	296.20	70,188.95	21,128.49	0.00	0.00	49,060.46	30.10
=====							
*****TOTAL FOR FUND-SCC 401 9019 (AUXILIARY FUNDS/ST FRANCIS):							
371,334.46	0.00	371,334.46	211,449.37	33,768.24	14,288.34	145,596.75	60.79
=====							
*****TOTAL FOR FUND-SCC 401 9038 (AUX FUNDS MCA):							
1,290.67	22,211.32	23,501.99	20,878.24	0.00	1,422.00	1,201.75	94.89
=====							
*****TOTAL FOR FUND-SCC 401 9039 (AUX FUNDS MCA):							
182,470.18	0.00	182,470.18	129,046.55	6,015.25	15,448.63	37,975.00	79.19
=====							
*****TOTAL FOR FUND-SCC 401 9048 (AUX FUNDS KIDS COUNTRY):							
550.77	9,060.09	9,610.86	9,032.78	0.00	27.63	550.45	94.27
=====							
*****TOTAL FOR FUND-SCC 401 9049 (AUX FUNDS KIDS COUNTRY):							
11,751.47	0.00	11,751.47	2,397.58	299.54	0.00	9,353.89	20.40
=====							
*****TOTAL FOR FUND-SCC 499 9018 (STRATEGIES SECONDARY TRANSITION):							
3,129.00	3,129.00	6,258.00	6,258.00	0.00	0.00	0.00	100.00
=====							
*****TOTAL FOR FUND-SCC 499 9019 (SCHOOL SAFETY):							
37,148.75	0.00	37,148.75	0.00	0.00	0.00	37,148.75	0.00
=====							
*****TOTAL FOR FUND-SCC 516 9011 (SIX B FY11):							
4,196.41	0.00	4,196.41	0.00	0.00	0.00	4,196.41	0.00
=====							
*****TOTAL FOR FUND-SCC 516 9018 (TITLE VI-B):							
259,932.36	12,995.75	272,928.11	272,928.11	0.00	0.00	0.00	100.00
=====							

Date: 03/06/19
Time: 10:19 am

MEDINA CITY SCHOOL DISTRICT
Appropriation Account Summary
SORTED BY FUND-SCC

Page: 16
(APPSUM)

FYTD Appropriated	Prior FY Carryover Encumbrances	FYTD Expendable	FYTD Actual Expenditures	MTD Actual Expenditures	Current Encumbrances	FYTD Unencumbered Balance	FYTD Percent Exp/Enc
*****TOTAL FOR FUND-SCC 516 9019 (TITLE VI-B):							
1,490,668.76	0.00	1,490,668.76	703,656.46	120,768.35	48,392.49	738,619.81	50.45
=====							
*****TOTAL FOR FUND-SCC 551 9119 (TITLE III LEP):							
8,117.28	0.00	8,117.28	0.00	0.00	8,117.28	0.00	100.00
=====							
*****TOTAL FOR FUND-SCC 572 9018 (TITLE I):							
83,389.25	24,632.47	108,021.72	108,021.72	0.00	0.00	0.00	100.00
=====							
*****TOTAL FOR FUND-SCC 572 9019 (TITLE I):							
580,816.13	0.00	580,816.13	211,690.47	33,633.43	31,979.09	337,146.57	41.95
=====							
*****TOTAL FOR FUND-SCC 572 9118 (TITLE I-D):							
39,740.62	30,330.50	70,071.12	70,071.12	0.00	0.00	0.00	100.00
=====							
*****TOTAL FOR FUND-SCC 572 9119 (TITLE I-D):							
117,255.18	0.00	117,255.18	11,560.55	1,806.16	982.62	104,712.01	10.70
=====							
*****TOTAL FOR FUND-SCC 587 9018 (PRESCHOOL):							
13,554.49	10,962.06	24,516.55	24,516.55	0.00	0.00	0.00	100.00
=====							
*****TOTAL FOR FUND-SCC 587 9019 (PRESCHOOL):							
46,176.79	0.00	46,176.79	24,595.22	3,949.22	1,085.34	20,496.23	55.61
=====							
*****TOTAL FOR FUND-SCC 587 9119 (6B RESTORATION - PRESCHOOL RESTORATION):							
11,656.42	0.00	11,656.42	2,186.93	1,182.59	0.00	9,469.49	18.76
=====							
*****TOTAL FOR FUND-SCC 590 9018 (TITLE II-A):							
33,086.29	9,793.01	42,879.30	42,879.30	0.00	0.00	0.00	100.00
=====							

Date: 03/06/19
Time: 10:19 am

MEDINA CITY SCHOOL DISTRICT
Appropriation Account Summary
SORTED BY FUND-SCC

Page: 17
(APPSUM)

FYTD Appropriated	Prior FY Carryover Encumbrances	FYTD Expendable	FYTD Actual Expenditures	MTD Actual Expenditures	Current Encumbrances	FYTD Unencumbered Balance	FYTD Percent Exp/Enc
*****TOTAL FOR FUND-SCC 590 9019 (TITLE II-A):							
138,672.15	0.00	138,672.15	46,007.85	1,272.38	7,437.92	85,226.38	38.54
=====							
*****TOTAL FOR FUND-SCC 599 9018 (TITLE IV-A STUDENT SUPPORT AND ACADEMIC ENR):							
1,721.43	738.14	2,459.57	2,459.57	0.00	0.00	0.00	100.00
=====							
*****TOTAL FOR FUND-SCC 599 9019 (TITLE IV-A STUDENT SUPPORT AND ACADEMIC ENR):							
49,499.27	0.00	49,499.27	21,407.05	2,310.79	3,660.35	24,431.87	50.64
=====							
*****GRAND TOTALS:							
112,710,740.99	1,208,649.70	113,919,390.69	72,900,214.32	7,515,083.55	7,434,682.62	33,584,493.75	70.52
=====							

GENERAL FUND-TRUE DAYS CASH

Includes Emergency Levy

