

Medina City Schools

General Fund Analysis

February 29, 2020

	2019-2020 Original Estimate (1)	Y-T-D Actual July 2019 - June 2020 (2)	Percent	Variance (3)
Beginning Balance - July 1, 2019		57,996,699.51		0.00
General Fund	37,069,600.65			
Other Funds - Substitute Levy	20,927,098.86			
Revenue	<u>78,343,863.00</u>	<u>63,953,641.94</u>	<u>81.6%</u>	<u>14,390,221.06</u>
	78,343,863.00	63,953,641.94		14,390,221.06
Expenditures	84,834,389.00	56,692,529.19	66.8%	28,141,859.81
Encumbrance	<u>851,800.00</u>	<u>1,748,799.99</u>		<u>-896,999.99</u>
	85,686,189.00	58,441,329.18		27,244,859.82
Ending Balance - June 30, 2020	<u>50,654,373.51</u>	<u>63,509,012.27</u>		<u>-12,854,638.76</u>

Original Estimate revenue, expenditure and encumbrance taken from May 2019 five-year forecast
Includes May 2018 Substitute Levy

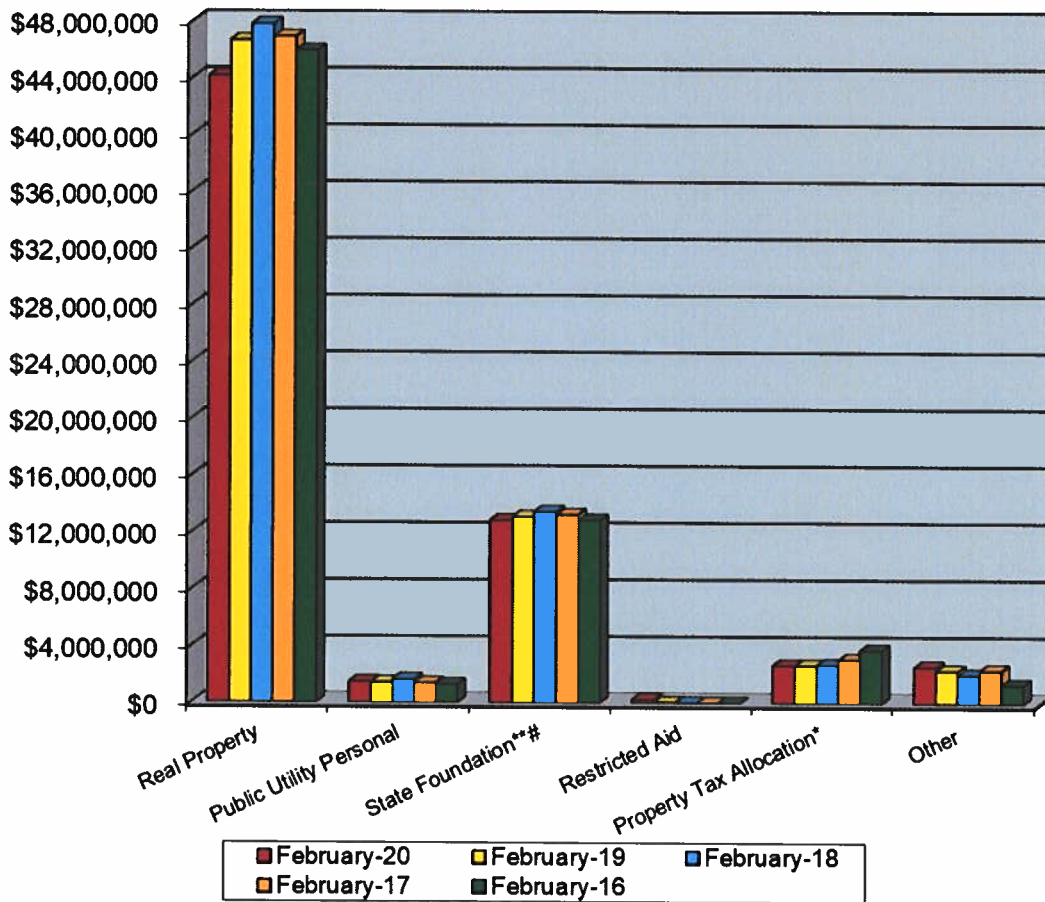
General Fund Summary

February 2020

Revenues

1. Real Property Taxes – Total Real Property Taxes received from the beginning of the fiscal year until February 29, 2020 is \$44,122,268.98. This is an decrease of 5.4% below last year's taxes received at this time. \$20,591,060.00 was collected in February.
2. Public Utility Personal Property Taxes – Total Public Utility Personal Property Taxes received from the beginning of the fiscal year until February 29, 2020 is \$1,474,378.09. These monies are distributed upon settlement from the County Auditor. This amount is listed in a separate line for State and five-year forecasting purposes. \$-0- had been transferred in February.
3. State Foundation – State Foundation monies received from the State of Ohio from the beginning of the fiscal year until February 29, 2020 total \$12,848,373.91. This is a decrease of 1.8% below last year's foundation money received at this time. \$1,547,770.14 was collected in February.
4. Restricted Aid – Restricted Aid monies are for Career Tech funding and Economically Disadvantaged Students. Monies received from the beginning of the fiscal year until February 29, 2020 total \$247,771.85. \$6,904.66 was collected in February. A receipting error of \$192,529.44 will be corrected in March.
5. Homestead and Rollback – Monies received from the State of Ohio from the beginning of the fiscal year until February 29, 2020 total \$2,680,748.42. Receipts are based upon the real property taxes collected and Homestead filings with the County Auditor. \$-0- was collected in February.
6. Other – Other monies received from the beginning of the fiscal year until February 29, 2020 total \$2,580,100.69. This is an increase of 11.7% above last year at this time and is due to Open Enrollment-In, Investment Earnings, Miscellaneous Revenues, Field Trips, and Medicare Settlement funds account for this increase. \$384,653.30 was collected in February.

General Fund Revenue



	February-20	February-19	February-18	February-17	February-16	Current Forecast
Real Property	\$44,122,269	\$46,649,267	\$47,800,324	\$46,892,104	\$45,919,837	\$48,583,828
Public Utility Personal	\$1,474,378	\$1,422,880	\$1,633,842	\$1,384,942	\$1,278,953	\$3,431,873
State Foundation**	\$12,848,374	\$13,090,465	\$13,436,350	\$13,250,879	\$12,865,917	\$19,496,680
Restricted Aid	\$247,772	\$54,693	\$22,811	\$14,065	\$5,242	\$82,924
Property Tax Allocation*	\$2,680,748	\$2,652,827	\$2,696,725	\$3,074,694	\$3,742,633	\$5,311,938
Other	\$2,580,101	\$2,308,851	\$2,036,220	\$2,329,348	\$1,321,100	\$3,573,912
Total	\$63,953,642	\$66,178,983	\$67,626,272	\$66,946,032	\$65,133,683	\$80,481,155
State %	24.7%	23.9%	23.9%	24.4%	25.5%	

* Includes Homestead/Rollback, Tangible Personal Property Tax Fixed Rate Loss Reimbursement and Electric Deregulation.

** Includes Casino Revenue in State Foundation beginning January 2013 and Economic Disadvantaged Funding in November 2013.

Includes a one time Hold Harmless on TPP in May 2016

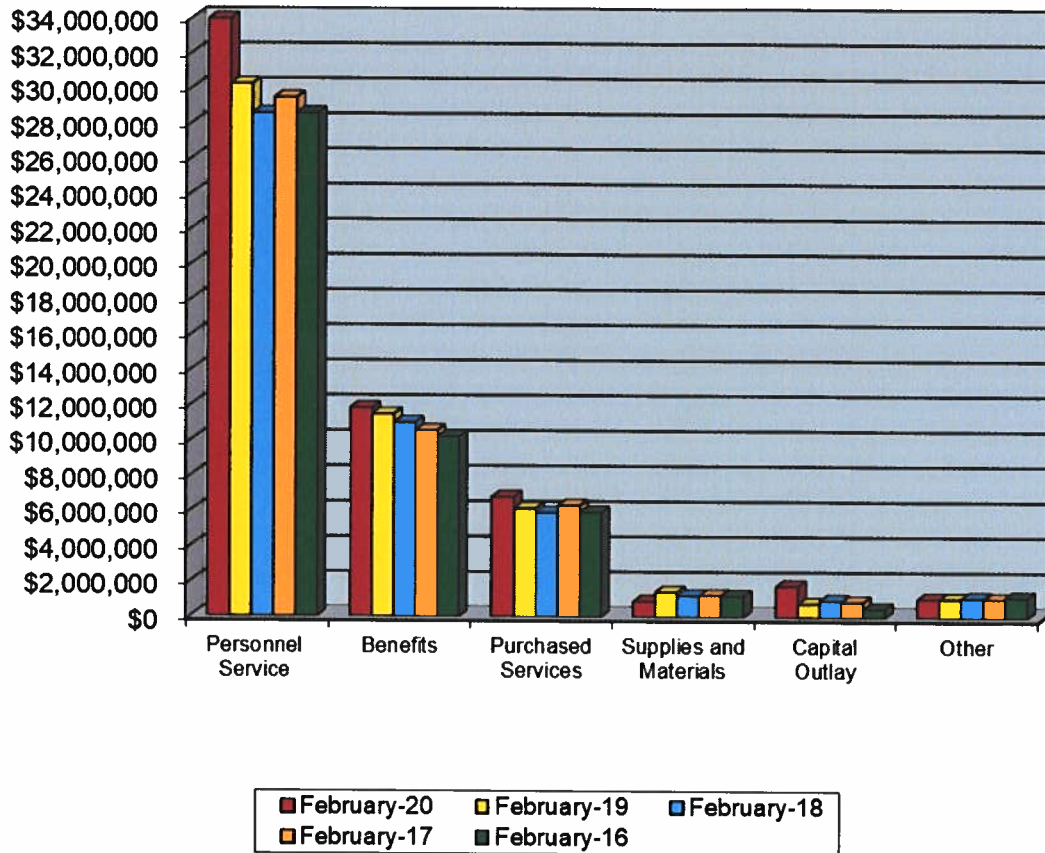
General Fund Summary

February 2020

Expenditures

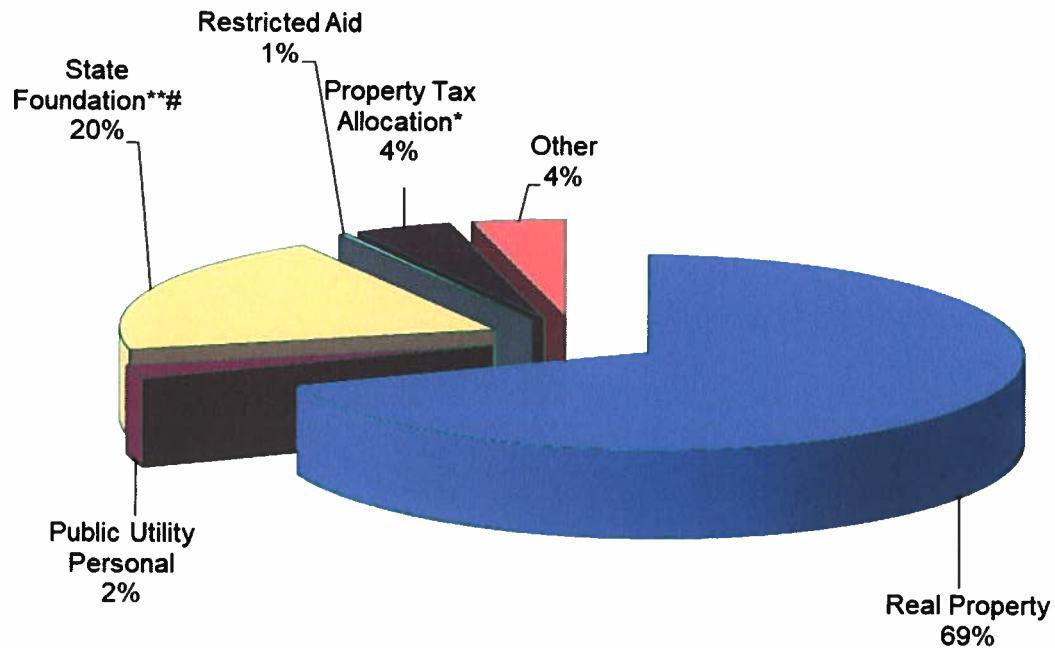
1. **Personnel Services**– The costs for personnel services for the School District from the beginning of the fiscal year until February 29, 2020 was \$33,940,984.94. This was an increase of 12.2% above last year at this time. \$3,749,943.87 was spent in February. The District had three payrolls in January compared to two last year. The difference in the number of pays will be made up in March.
2. **Benefits** – The cost for benefits for the School District from the beginning of the fiscal year until February 29, 2020 was \$11,841,568.46. This was an increase of 3.0% above last year at this time. \$1,426,328.84 was spent in February.
3. **Purchased Services** – The cost for purchased services for the district from the beginning of the fiscal year until February 29, 2020 total \$6,792,911.01. This was a 10.6% increase above last year at this time and is due to General Services, Legal Services, Repair Services, Garbage Removal, Building Lease, Travel, Postage, Advertising, Water/Sewer, Other Tuition, and Community Schools. \$776,078.96 was spent in February.
4. **Supplies and Materials** – The cost for supplies and materials for the district from the beginning of the fiscal year until February 29, 2020 total \$885,245.45. This was a 37.3% decrease below last year at this time. Office Supplies, Textbooks, Newspapers/Periodicals, Electronic Subscriptions, and Custodial/Maintenance Supplies account for this decrease. \$86,726.61 was spent in February.
5. **Capital Outlay** – The cost for capital outlay for the district from the beginning of the fiscal year until February 29, 2020 total \$1,752,348.36. This was a 130.8% increase above last year at this time and was mainly due to New Equipment Middle School, Special Education Equipment, New Equipment Senior High, New Equipment, New Equipment Maintenance, Technology Equipment, and Transportation Equipment. \$14,367.60 was spent in February.
6. **Other** – The cost of other expenditures excluding transfers for the district was \$1,051,714.20 for the fiscal year until February 29, 2020. This was a 0.8% decrease below last year at this time. \$112,500.15 was spent in February. District Audit, and County Board Services make up the majority of this increase.

General Fund Expenditures

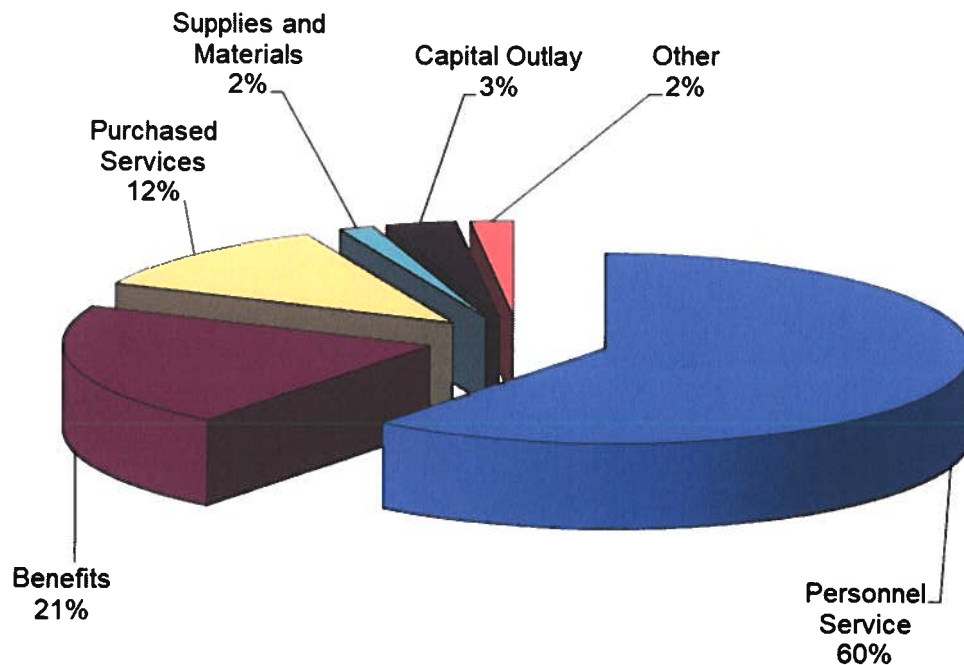


	February-20	February-19	February-18	February-17	February-16	Current Forecast
Personnel Service	\$33,940,985	\$30,249,070	\$28,597,767	\$29,482,556	\$28,589,037	\$50,167,435
Benefits	\$11,841,568	\$11,493,873	\$11,030,003	\$10,568,313	\$10,214,948	\$17,888,985
Purchased Services	\$6,792,911	\$6,144,309	\$5,918,714	\$6,312,782	\$5,938,391	\$9,247,169
Supplies and Materials	\$885,245	\$1,412,469	\$1,219,709	\$1,225,521	\$1,191,640	\$1,824,187
Capital Outlay	\$1,752,348	\$759,298	\$943,270	\$873,429	\$489,147	\$1,659,017
Other	\$1,051,714	\$1,060,614	\$1,106,583	\$1,043,035	\$1,146,664	\$1,734,653
Transfers and Adv., Etc.	\$427,757	\$428,000	\$453,988	\$452,956	\$486,731	\$970,890
Other than Debt						
Total	\$56,692,529	\$51,547,633	\$49,270,034	\$49,958,593	\$48,056,557	\$83,492,336

Current General Fund Revenue



Current General Fund Expenditures



February 2020

		Balance
Bank Balance - Regular Account		3,268,344.77
Petty Cash	0.00	
Financial Checks Outstanding	487,961.83	
Worker Comp Outstanding	0.00	
Payroll Checks Outstanding	100,234.39	
	588,196.22	2,680,148.55
Huntington/Flex Spending	35,788.75	
Flex O/S Checks	1,679.61	34,109.14
JPMorgan/Metlife Claims	5,077.64	5,077.64
Investments:		
Redtree Investments	23,591,377.47	
T. Rowe - Collins	300,469.31	
T. Rowe - Bushman	0.00	
Scudder -Collins	324,034.68	
Scudder - Bushman	5,616.66	
Kanehl Stocks	2,862.18	
Star Ohio (22923)	30,655,634.74	
Multi-Bank Securities	15,082,000.00	
Multi-Bank Money Market	51.50	
Fifth Third Securities	9,610,858.30	
Fifth Third Money Market	542,617.10	
Total	80,115,521.94	82,834,857.27
Adjustments		
Deposits in Transit	293,085.94	
Expenses not posted	(323,690.47)	
Total	(30,604.53)	82,804,252.74
		30,604.53
MCSD Balance		82,804,252.74
Difference Between Bank vs. Book		0.00

Medina City School District

Sales Tax Update

Date	Sales Tax Description	Receipts	Expenditures	Balance
July 1, 2019	Beginning Balance (071) Sales Tax and (002-9012) Bond			\$3,195,842.70
July	6-Month Asbestos Surveillance Inspection and Reports		\$525.00	\$3,195,317.70
	Ella Canavan Roof Replacement		\$75,240.00	\$3,120,077.70
	Sales Tax Distribution	\$766,235.16		\$3,886,312.86
	Fleet Master Lease Agreement		\$11,022.02	\$3,875,290.84
	Balance Due on Root Locker Bay Conversion Project		\$10,720.00	\$3,864,570.84
	Ella Canavan Roof Replacement Consulting and Supervision		\$2,560.00	\$3,862,010.84
	Additional Charges for Tennis Court Repairs and Improvements		\$67,441.22	\$3,794,569.62
August	Claggett Middle School Choral Risers with Side Rails		\$14,723.25	\$3,779,846.37
	Summer Paving Program		\$14,378.00	\$3,765,468.37
	Ella Canavan Roof Replacement		\$13,380.00	\$3,752,088.37
	Various District Paving		\$260,795.55	\$3,491,292.82
	Fleet Master Lease Agreement		\$39.68	\$3,491,253.14
	Northrop Connector Trail Consulting		\$3,132.00	\$3,488,121.14
	Asphalt Removal, Installation of Footpath/Sidewalk Between EVOLVE and Garfield		\$6,608.00	\$3,481,513.14
	Stamped, Colored Concrete at Front Doors/Sign at Garfield		\$5,250.00	\$3,476,263.14
	Fenn Flooring Refinish/Repair in Boys/Girls Bathroom		\$3,390.00	\$3,472,873.14
	Claggett Gymnasium Floor Improvements		\$17,355.00	\$3,455,518.14
	Claggett Replacement Gym Seating		\$83,759.71	\$3,371,758.43
	Concrete Addition to Picnic Area at Root Middle School		\$11,375.00	\$3,360,383.43
September	Blake PTO/Digital Msg	\$4,000.00		\$3,364,383.43
	Digital Messaging Center to be Installed in Existing Brick Structure		\$9,555.96	\$3,354,827.47
	Ella Canavan Elementary Roof Replacement Consulting and Supervision		\$1,174.00	\$3,353,653.47
	Ella Canavan Roof Replacement Project		\$10,380.00	\$3,343,273.47
	Installation of Sliding Glass Window in Fenn Cafeteria		\$4,838.00	\$3,338,435.47
	Fleet Master Lease Agreement		\$11,287.85	\$3,327,147.62
	Temporary Cooling Equipment Rental at Claggett		\$10,055.00	\$3,317,092.62
	Northrop Connector Trail Consulting Work		\$2,488.59	\$3,314,604.03
	Summer Paving Program		\$2,558.50	\$3,312,045.53
	Transportation/Post Construction		\$950.00	\$3,311,095.53
	Bowan House Powerwashing		\$500.00	\$3,310,595.53
October	Materials and Labor to Replace Three Windows at MHS		\$1,877.77	\$3,308,717.76
	Additional Charges associated with Tennis Court Repairs		\$12,330.45	\$3,296,387.31
	Temporary Cooling Equipment at Claggett		\$2,905.00	\$3,293,482.31
	Sales Tax Distribution	\$871,168.69		\$4,164,651.00
	Various District Paving		\$13,870.57	\$4,150,780.43
	Fleet Master Lease Agreement		\$11,287.85	\$4,139,492.58
	Northrop Connector Trail Consulting Work and Land Survey		\$3,595.07	\$4,135,897.51
	Materials and Labor to Replace Twelve Windows at Blake		\$8,044.79	\$4,127,852.72
	Labor and Materials Windows at Root		\$6,406.20	\$4,121,446.52
	Waite Elementary Access Drive Repair		\$14,587.63	\$4,106,858.89
	Post Construction Costs Associated with the Tennis Courts/Transportation		\$375.00	\$4,106,483.89
November	Various District Paving		\$13,534.11	\$4,092,949.78
	Fleet Master Lease Agreement		\$17,655.08	\$4,075,294.70
	Northrop Connector Trail Consulting Work		\$139.20	\$4,075,155.50
	Claggett Replacement Gym Seating		\$9,380.00	\$4,065,775.50
	Transportation Lot Improvements		\$34,758.02	\$4,031,017.48
	Post Construction Costs Associated with the Tennis Courts/Transportation		\$375.00	\$4,030,642.48
	2019 Asphalt Improvement-Additional Services		\$2,625.25	\$4,028,017.23
	Construction of Northrop Trail		\$134,982.40	\$3,893,034.83
	COP's Principal and Interest		\$1,290,750.49	\$2,602,284.34
December	Paint for Fenn Playground		\$55.38	\$2,602,228.96
	Rollershades for Garfield		\$19,150.00	\$2,583,078.96
	Fleet Master Lease Agreement		\$11,718.40	\$2,571,360.56
	Additional Services for Northrop Connector Trail Consulting		\$1,701.26	\$2,569,659.30
	Summer Paving Program		\$156.25	\$2,569,503.05

Medina City School District

Sales Tax Update

Date	Sales Tax Description	Receipts	Expenditures	Balance
January 2020	6-Month Asbestos Surveillance Inspection and Reports		\$525.00	\$2,568,978.05
	Fleet Master Lease Agreement		\$11,843.40	\$2,557,134.65
	Sales Tax Distribution	\$854,234.87		\$3,411,369.52
	Additional Services for Northrop Connector Trail Consulting		\$936.33	\$3,410,433.19
	Consulting Services for MHS Roof Replacement Sections E, F		\$24,324.50	\$3,386,108.69
February	Fleet Master Lease Agreement		\$11,843.40	\$3,374,265.29
	Northrop Connector Trail Consulting Work		\$198.32	\$3,374,066.97
	Consulting Services for MHS Roof Replacement Sections E, F		\$9,107.50	\$3,364,959.47
	Construction of Northrop Connector Trail		\$94,787.60	\$3,270,171.87
Fiscal Year Totals		\$2,495,638.72	\$2,421,309.55	

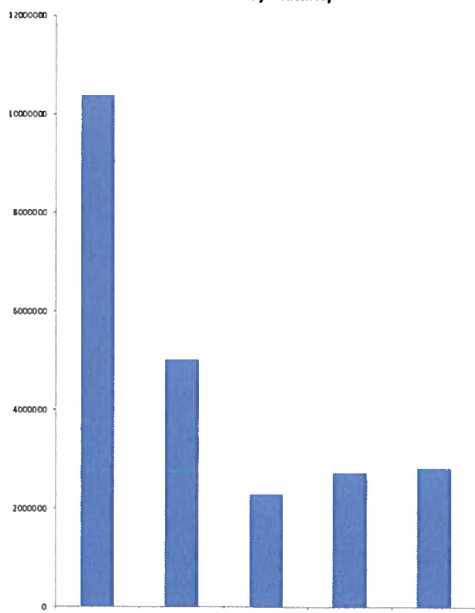
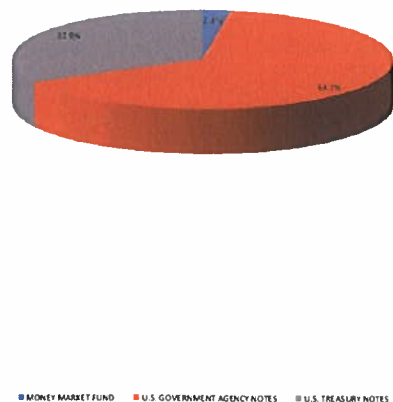
Medina City School District

Recreation Center Update

Date	Description	District Revenue	District Expenses	City Reimbursements	Total Balance
July 1, 2019	Beginning Balance (003-9001)				\$ 381,679.90
07/08/19	Donation - Partner Mktg	\$1,450.93			\$ 383,130.83
07/10/19	Roof Replacement Project - Payment #2		\$ 249,300.00		\$ 133,830.83
07/19/19	Consulting Services for MCRC Roof Replacement		\$12,045.20		\$ 121,785.63
08/09/19	Butterfly Valves for Surge Tanks		\$4,132.73		\$ 117,652.90
08/09/19	Tile Repair		\$1,178.43		\$ 116,474.47
08/09/19	Consulting Services for MCRC Roof Replacement		\$6,788.90		\$ 109,685.57
08/09/19	Roof Replacement Project - Payment #3		\$137,993.40		\$ (28,307.83)
08/20/19	Summer Paving of Specified Areas		\$26,928.70		\$ (55,236.53)
09/10/19	Consulting Services for MCRC Roof Replacement		\$3,394.45		\$ (58,630.98)
09/23/19	3 Projectors and Large Screen Displays for Conference			\$1,744.35	\$ (56,886.63)
09/23/19	Roof Replacement Project - Payment #1			\$111,150.00	\$ 54,263.37
09/23/19	Roof Replacement Project - Payment #2			\$124,650.00	\$ 178,913.37
09/27/19	Roof Replacement Project - Payment #4		\$233,400.60		\$ (54,487.23)
10/03/19	Butterfly Valves for Surge Tanks			\$2,066.37	\$ (52,420.86)
10/03/19	Tile Repair			\$589.22	\$ (51,831.64)
10/03/19	Roof Replacement Project - Payment #3			\$68,996.70	\$ 17,165.06
10/10/19	Dome Cameras and Ethernet Lines, Warrenty		\$47,626.00		\$ (30,460.94)
10/10/19	Additional Ethernet Drop		\$5,975.00		\$ (36,435.94)
10/21/19	Roof Replacement Project - Payment #4			\$116,700.30	\$ 80,264.36
10/21/19	Dome Cameras and Ethernet Lines, Warrenty			\$23,813.00	\$ 104,077.36
10/21/19	Additional Ethernet Drop			\$2,987.50	\$ 107,064.86
10/23/19	Summer Paving of Specified Areas		\$285.00		\$ 106,779.86
10/23/19	Consulting Services for MCRC Roof Replacement		\$1,697.00		\$ 105,082.86
10/31/19	Donation - Partner Mktg	\$145.35			\$ 105,228.21
11/30/19					\$ 105,228.21
12/03/19	Summer Paving of Specified Areas			\$13,606.85	\$ 118,835.06
12/11/19	Tile Repair		\$240.00		\$ 118,595.06
12/11/19	Consulting Services for MCRC Roof Replacement		\$1,697.45		\$ 116,897.61
12/11/19	Roof Replacement Project - Payment #5		\$5,171.40		\$ 111,726.21
12/11/19	Roof Replacement Project - Payment #6		\$94,240.60		\$ 17,485.61
01/07/20	Donation - Partner Mktg	\$1,462.56			\$ 18,948.17
01/21/20	Tile Repair		\$495.00		\$ 18,453.17
01/21/20	Transfer from 001	\$100,000.00			\$ 118,453.17
02/04/20	Roof Replacement Project - Payment #5			\$2,585.70	\$ 121,038.87
02/04/20	Roof Replacement Project - Payment #6			\$47,120.30	\$ 168,159.17
02/04/20	Tile Repair			\$120.00	\$ 168,279.17
02/19/20	Tile Repair			\$247.50	\$ 168,526.67
Total Revenues, Expenditures and Reimbursements		\$ 103,058.84	\$ 832,589.86	\$ 516,377.79	

Monthly Investment Summary
Medina City School District
US Bank Custodian Acct Ending x70982
 February 29, 2020

Monthly Cash Flow Activity		Market Value Summary				
From 01-31-20 through 02-29-20		Security Type	Market Value	Pct. Assets	Avg Yield at Cost	Wght Avg Mat
Beginning Book Value	23,556,008.21	Money Market Fund				
Contributions	0.00	MONEY MARKET FUND	550,522.22	2.3	1.45	0.00
Withdrawals	0.00	Fixed Income				
Realized Gains/Losses	0.00	U.S. GOVERNMENT AGENCY NOTES	15,331,059.01	64.5	1.81	2.16
Gross Interest Earnings	35,369.26	U.S. TREASURY NOTES	7,799,520.40	32.8	1.73	1.03
Ending Book Value	23,591,377.47	Accrued Interest	78,513.47	0.3		
		TOTAL PORTFOLIO	23,759,615.10	100.0	1.77	1.74

Maturity Distribution		Security Type Allocation	
Distribution by Maturity 			

Disclosures:

RedTree's internal accounting system is used as the source of the market value of this account. Although obtained from a source believed to be reliable, we cannot guarantee its accuracy. You should review all account statements provided by the custodian and compare with the statements provided by RedTree.

Questions? Call 888.596.2293 or email info@redtreeinv.com

**Portfolio Holdings Report
 Medina City School District
 US Bank Custodian Acct Ending x70982
 February 29, 2020**

Quantity	Cusip	Security Description	Moody's	S&P	Cost Basis	Market Value	Yield at Cost	Wtd Maturity	Purchase Date
U.S. GOVERNMENT AGENCY NOTES									
1,270,000	3136G3J71	Federal Natl Mtg Assoc 1.420% Due 07-27-20	Aaa	AA+	1,270,000.00	1,270,469.09	1.42	0.41	07-27-16
1,520,000	3136G35C5	Federal Natl Mtg Assoc 1.400% Due 08-28-20	Aaa	AA+	1,520,000.00	1,520,596.17	1.40	0.49	08-30-16
2,130,000	3136G4AL7	Federal Natl Mtg Assoc 1.500% Due 09-30-20	Aaa	AA+	2,130,000.00	2,130,281.42	1.50	0.58	09-30-16
1,070,000	3135G0F73	Federal Natl Mtg Assoc 1.500% Due 11-30-20	Aaa	AA+	1,063,023.60	1,072,589.06	2.00	0.74	08-01-19
1,545,000	3136G34Y8	Federal Natl Mtg Assoc 1.600% Due 08-24-21	Aaa	AA+	1,545,000.00	1,547,015.82	1.60	1.46	08-30-16
1,000,000	3130AH5R0	Federal Home Ln Bank 2.000% Due 09-26-22	Aaa	AA+	999,950.00	1,001,423.61	2.00	2.48	10-01-19
1,275,000	3130AHGS6	Federal Home Ln Bank 2.000% Due 10-28-22	Aaa	AA+	1,275,000.00	1,276,605.99	2.00	2.57	10-30-19
1,000,000	3133EKRJ7	Federal Farm Credit Bank 2.400% Due 06-19-23	Aaa	AA+	1,000,000.00	1,003,552.03	2.40	3.15	06-28-19
1,200,000	3134GUF96	Federal Home Ln Mtg 1.900% Due 09-26-23	Aaa	AA+	1,200,000.00	1,202,852.64	1.90	3.43	12-26-19
500,000	3130AJ6M6	Federal Home Ln Bank 1.700% Due 02-26-24	Aaa	AA+	500,000.00	499,600.00	1.70	3.84	02-26-20
1,000,000	3134GUBQ2	Federal Home Ln Mtg 2.100% Due 09-23-24	Aaa	AA+	999,500.00	1,004,956.23	2.11	4.30	09-23-19
1,200,000	3134GUYT1	Federal Home Ln Mtg 2.150% Due 12-30-24	Aaa	AA+	1,200,000.00	1,200,691.44	2.15	4.55	12-30-19
600,000	3133ELJQ8	Federal Farm Credit Bank 2.000% Due 01-23-25	Aaa	AA+	600,000.00	600,425.51	2.00	4.64	01-29-20
Accrued Interest						60,891.21			
					15,302,473.60	15,391,950.22	1.81	2.16	
U.S. TREASURY NOTES									
320,000	912828W63	US Treasury Note 1.625% Due 03-15-20	Aaa	AA+	318,125.00	320,019.84	2.37	0.04	05-30-19
1,200,000	912828M98	US Treasury Note 1.625% Due 11-30-20	Aaa	AA+	1,197,187.50	1,204,077.60	1.83	0.74	09-30-19
1,000,000	912828N89	US Treasury Note 1.375% Due 01-31-21	Aaa	AA+	998,125.00	1,002,344.00	1.56	0.91	01-28-20
615,000	912828N89	US Treasury Note 1.375% Due 01-31-21	Aaa	AA+	613,991.02	616,441.56	1.54	0.91	01-30-20
1,200,000	912828P87	US Treasury Note 1.125% Due 02-28-21	Aaa	AA+	1,192,593.76	1,200,327.60	1.66	0.99	12-27-19
1,250,000	912828Q37	US Treasury Note 1.250% Due 03-31-21	Aaa	AA+	1,242,382.81	1,252,490.00	1.69	1.07	10-30-19
1,000,000	912828S27	US Treasury Note 1.125% Due 06-30-21	Aaa	AA+	987,226.56	1,001,289.00	1.86	1.32	09-17-19
1,200,000	912828F6	US Treasury Note 1.125% Due 08-31-21	Aaa	AA+	1,188,750.00	1,202,530.80	1.68	1.48	12-10-19
Accrued Interest						17,622.26			
					7,738,381.65	7,817,142.66	1.73	1.03	
MONEY MARKET FUND									
	USBMMF	First American Treasury Obligations Fund			550,522.22	550,522.22	1.45		
TOTAL PORTFOLIO					23,591,377.47	23,759,615.10	1.77	1.74	

Disclosures:

RedTree's internal accounting system is used as the source of the market value of this account. Although obtained from a source believed to be reliable, we cannot guarantee its accuracy. You should review all account statements provided by the custodian and compare with the statements provided by RedTree.

Questions? Call 888.596.2293 or email info@redtreeinv.com

Monthly Activity Reports
Medina City School District
US Bank Custodian Acct Ending x70982
From 02-01-20 Through 02-29-20

GROSS INTEREST INCOME

Ex-Date	Pay-Date	Security	Amount
U.S. GOVERNMENT AGENCY NOTES			
02-24-20	02-24-20	Federal Natl Mtg Assoc 1.600% Due 08-24-21	12,360.00
02-26-20	02-26-20	Federal Home Ln Bank 2.000% Due 08-26-22	9,888.89
02-28-20	02-28-20	Federal Natl Mtg Assoc 1.400% Due 08-28-20	10,640.00
			<hr/> 32,888.89
MONEY MARKET FUND			
02-03-20	02-03-20	First American Treasury Obligations Fund	2,480.37
GROSS INCOME			35,369.26

Disclosures:

RedTree's internal accounting system is used as the source of the market value of this account. Although obtained from a source believed to be reliable, we cannot guarantee its accuracy. You should review all account statements provided by the custodian and compare with the statements provided by RedTree.

Questions? Call 888.596.2293 or email info@redtreeinv.com

Purchase and Sale
Medina City School District
US Bank Custodian Acct Ending x70982
From 02-01-20 Through 02-29-20

Trade Date	Settle Date	Quantity	Security	Unit Price	Amount
PURCHASES					
02-26-2020	02-26-2020	500,000	Federal Home Ln Bank 1.700% Due 02-26-24	100.00	500,000.00
					500,000.00
SALES					
02-26-2020	02-26-2020	1,000,000	Federal Home Ln Bank 2.000% Due 08-26-22	100.00	1,000,000.00
					1,000,000.00

Disclosures:

RedTree's internal accounting system is used as the source of the market value of this account. Although obtained from a source believed to be reliable, we cannot guarantee its accuracy. You should review all account statements provided by the custodian and compare with the statements provided by RedTree.

Questions? Call 888.596.2293 or email info@redtreeinv.com

Realized Gains/Losses
Medina City School District
US Bank Custodian Acct Ending x70982
 From 02-01-20 Through 02-29-20

Open Date	Close Date	Quantity	Security	Cost Basis	Proceeds	Gain Or Loss	
						Short Term	Long Term
10-07-2019	02-26-2020	1,000,000	Federal Home Ln Bank 2.000% Due 08-26-22	1,000,000.00	1,000,000.00	0.00	
TOTAL GAINS						0.00	0.00
TOTAL LOSSES						0.00	0.00
TOTAL REALIZED GAIN/LOSS				1,000,000.00	1,000,000.00	0.00	0.00

Disclosures:

RedTree's internal accounting system is used as the source of the market value of this account. Although obtained from a source believed to be reliable, we cannot guarantee its accuracy. You should review all account statements provided by the custodian and compare with the statements provided by RedTree.

Questions? Call 888.596.2293 or email info@redtreeinv.com

ENV# CEBJCSHTBBJQPSR_BBBBB
FIFTH THIRD SECURITIES, INC.
MD 1M0B2A
5050 KINGSLEY DRIVE
CINCINNATI, OH 45263

MEDINA CITY SCHOOLS
DAVID CHAMBERS
739 WEYMOUTH RD
MEDINA OH 44256



STATEMENT FOR THE PERIOD FEBRUARY 1, 2020 TO FEBRUARY 29, 2020

MEDINA CITY SCHOOLS - Corporation
Account Number: [REDACTED]

By the courtesy of:
CARTER/SAVAGE

For questions about your accounts:
Local: 614 744 5496
In-State: 614 744 7074
National: 888 889 1025

TOTAL VALUE OF YOUR PORTFOLIO **\$10,230,696.76**

FOR YOUR INFORMATION


Fifth Third Securities, Inc. Investments offered through Fifth Third Securities, Inc., member
FINRA/SIPC

Fifth Third Securities, Inc.

MN_CEBJCSHTBBJQPSR_BBBBB 20200228

CHANGE IN VALUE OF YOUR PORTFOLIO

\$ millions



Change In Value Of Your Portfolio information can be found in Miscellaneous Footnotes at the end of this statement.

Account carried with National Financial Services LLC, Member
NYSE, SIPC

Statement for the Period February 1, 2020 to February 29, 2020

MEDINA CITY SCHOOLS - Corporation

Account Number: [REDACTED]



Account Overview

CHANGE IN ACCOUNT VALUE	Current Period	Year-to-Date
BEGINNING VALUE	\$10,208,148.50	\$10,198,616.66
Additions and Withdrawals	(\$22,925.57)	(\$34,930.56)
Income	\$26,013.24	\$38,018.23
Taxes, Fees and Expenses	\$0.00	\$0.00
Change in Value	\$19,460.59	\$28,992.43
ENDING VALUE (AS OF 02/29/20)	\$10,230,696.76	\$10,230,696.76

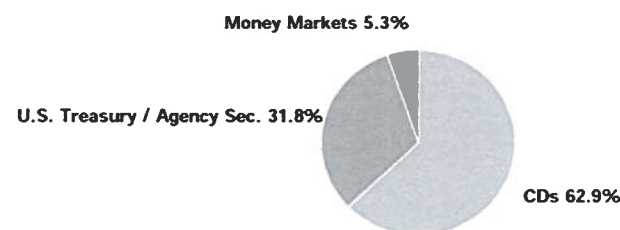
Refer to Miscellaneous Footnotes for more information on Change in Value.

INCOME	Current Period	Year-to-Date
TAXABLE		
Taxable Dividends	\$619.02	\$1,451.69
Taxable Interest	\$25,394.22	\$36,566.54
TOTAL TAXABLE	\$26,013.24	\$38,018.23
TOTAL INCOME	\$26,013.24	\$38,018.23

Taxable income is determined based on information available to NFS at the time the statement was prepared, and is subject to change. Final information on taxation of interest and dividends is available on Form 1099-Div, which is mailed in February of the subsequent year.

REALIZED GAIN (LOSS)	Current Period	Year-to-Date
Short Term Gain	\$0.00	\$5,975.00
Short Term Loss	\$0.00	\$0.00
Disallowed Short Term Loss	\$0.00	\$0.00
TOTAL SHORT TERM GAIN (LOSS)	\$0.00	\$5,975.00

ACCOUNT ALLOCATION



	Percent	Prior Period	Current Period
Money Markets	5.3 %	\$531,529.43	\$542,617.10
CDs	62.9	\$6,422,933.57	\$6,431,399.16
U.S. Treasury / Agency Sec.	31.8	\$3,253,685.50	\$3,256,680.50
TOTAL	100.0 %	\$10,208,148.50	\$10,230,696.76

Account Allocation shows the percentage that each asset class represents of your total account value. Account Allocation for equities, fixed income, and other categories may include mutual funds and may be net of short positions. NFS has made assumptions concerning how certain mutual funds are allocated. Closed-end mutual funds and Exchange Traded Products (ETPs) listed on an exchange may be included in the equity allocation. The chart may not reflect your actual portfolio allocation. Consult your broker/dealer prior to making investment decisions.

Fifth Third Securities, Inc.

MN_CEBJCSHTBBJQPSR_BBBBB 20200228

Account carried with National Financial Services LLC, Member
NYSE, SIPC

Statement for the Period February 1, 2020 to February 29, 2020

MEDINA CITY SCHOOLS - Corporation

Account Number: [REDACTED]



Account Overview *continued*

REALIZED GAIN (LOSS) <i>continued</i>	<i>Current Period</i>	<i>Year-to-Date</i>
Long Term Gain	\$0.00	\$0.00
Long Term Loss	\$0.00	\$0.00
Disallowed Long Term Loss	\$0.00	\$0.00
TOTAL LONG TERM GAIN (LOSS)	\$0.00	\$0.00

NFS-provided cost basis, realized gain (loss) and holding period information may not reflect all adjustments necessary for your tax reporting purposes. Please refer to Footnotes and Cost Basis Information at the end of this statement for more information.

MESSAGES AND ALERTS

Customers wishing to learn more about their investment professional can contact the FINRA BrokerCheck Hotline Number at 1-800-289-9999 or visit the FINRA Regulation website www.finra.org. Customers can also obtain an investor brochure that includes information describing the FINRA BrokerCheck program by contacting Brokerage Operations 1-888-889-1025.

Effective as of January 1, 2020, for any IRA Account that is subject to escheatment under state unclaimed property law, the Internal Revenue Service requires reporting of the amount escheated on IRS Form 1099R and income tax withholding at a rate of ten percent at the time of escheatment to the state. State withholding may also be applicable. Sufficient assets in your IRA Account may be liquidated to provide for the withholding to the IRS.

Statement for the Period February 1, 2020 to February 29, 2020

MEDINA CITY SCHOOLS - Corporation

Account Number: [REDACTED]



Holdings

NFS-provided cost basis, realized gain (loss) and holding period information may not reflect all adjustments necessary for tax purposes. Please refer to Footnotes and Cost Basis Information at the end of this statement for more information.

For additional information regarding your holdings, please refer to the footnotes at the end of the statement.

CASH AND CASH EQUIVALENTS - 5.30% of Total Account Value

Description	Symbol/Cusip Account Type	Quantity	Price on 02/29/20	Current Market Value	Estimated Annual Income
Money Markets					
FEDERATED TREASURY OBLIGATIONS IS 7 DAY YIELD 1.48%	TOIXX CASH	542,617.1	\$1.00	\$542,617.10	
Dividend Option Cash					
Capital Gain Option Cash					
Total Cash and Cash Equivalents				\$542,617.10	

Statement for the Period February 1, 2020 to February 29, 2020

MEDINA CITY SCHOOLS - Corporation

Account Number: [REDACTED]



HOLDINGS > FIXED INCOME - 94.70% of Total Account Value

For an explanation of fixed income pricing, please see the last page. Redemption schedule(s), bond rating(s), and other information are provided where available. If information does not appear regarding a particular investment, it is not available. The ratings on this statement are provided by Standard & Poor's and/or Moody's to rate the quality based on the respective rating agency's assessment. Ratings information from Standard & Poor's ("S&P") may not be reproduced. S&P credit ratings are statements of opinion and are not statements of fact or recommendations to purchase, hold, or sell securities, nor do they address the suitability of securities for investment purposes, and should not be relied on as investment advice. S&P does not guarantee the accuracy, completeness, timeliness or availability of any information, including ratings, and is not responsible for errors or omissions (negligent or otherwise). S&P gives no express or implied warranties, including but not limited to any warranties of merchantability or fitness for a particular purpose or use. S&P shall not be liable for any direct, indirect, incidental, exemplary, compensatory, punitive, special or consequential damages, costs, expenses, legal fees, or losses (including lost income or profits and opportunity costs) in connection with any use of ratings.

Description	Symbol/Cusip Account Type	Quantity	Estimated Price on 02/29/20	Estimated Current Market Value	Estimated Annual Income	Original/Adjusted Cost Basis	Unrealized Gain (Loss)
-------------	------------------------------	----------	-----------------------------------	--------------------------------------	----------------------------	---------------------------------	---------------------------

CDs

Certificates of Deposit (CDs), including Market Indexed CDs and Market Linked CDs (collectively, MCDs) are generally shown at estimated market prices based upon a matrix or model pricing method that may not represent the actual price if sold prior to maturity. However, CDs and MCDs may be shown at face value for up to seven calendar days from date of issue if estimated market prices have not been received from a third party pricing vendor. The actual value of CDs and MCDs may be different from their purchase price. CDs and MCDs are subject to interest rate risk. The estimated market price reflected for MCDs may not be based on the actual closing value of the linked market index on the final maturity date and the market value of MCDs may not correspond directly to increases or decreases in the underlying linked market index. You may sell CDs or MCDs in the secondary market subject to market conditions. The secondary market for CDs and MCDs is generally illiquid. If sold prior to maturity, the value of MCDs may be less than the purchase amount or face value. The sale or redemption of any fixed income security prior to maturity may result in a substantial gain or loss, and an early withdrawal penalty may apply. Certain MCDs may only be redeemed on pre-specified liquidation dates and may have call features that allow the issuer to call the MCD prior to maturity. Certain Step Rate CDs are also subject to reinvestment risk if call provisions are exercised by the issuer and if a CD with a comparable rate is not available.

See sales materials or contact your broker/dealer for additional information.

TIAA FSB JACKSONVILLE FLA 1.95000% 11/23/2020 CD FDIC INSURED CPN PMT SEMI-ANNUAL ON MAY 21, NOV 21 Next Interest Payable: 05/21/20 Estimated Yield 1.94% Accrued Interest \$1332.78 Average Unit Cost \$1.00 Adjusted Cost Basis	87270LAW3 CASH	247,000	\$1.00363	\$247,896.61	\$4,816.50	\$247,000.00	
						\$247,000.00	D \$896.61
ALLY BK MIDVALE UTAH CD 2.50000% 02/01/2021 FDIC INSURED CPN PMT SEMI-ANNUAL ON AUG 01, FEB 01 Next Interest Payable: 08/01/20 Estimated Yield 2.47% Accrued Interest \$486.64 Average Unit Cost \$1.00 Adjusted Cost Basis	02007GAU7 CASH	245,000	\$1.00966	\$247,366.70	\$6,125.00	\$245,000.00	
						\$245,000.00	D \$2,366.70
PRIME ALLIANCE BK UTAH CD 2.30000% 03/15/2021 FDIC INSURED CPN PMT MONTHLY Next Interest Payable: 03/13/20	74160NFW5 CASH	245,000	\$1.00881	\$247,158.45	\$5,635.00	\$245,000.00	

Fifth Third Securities, Inc.

Account carried with National Financial Services LLC, Member
NYSE, SIPC

MN_CEBJCSHTBBJQPSR_BBBBBB 20200228

Statement for the Period February 1, 2020 to February 29, 2020

MEDINA CITY SCHOOLS - Corporation

Account Number: [REDACTED]



Fifth Third
Securities

HOLDINGS > FIXED INCOME *continued*

Description	Symbol/Cusip Account Type	Quantity	Estimated Price on 02/29/20	Estimated Current Market Value	Estimated Annual Income	Original/Adjusted Cost Basis	Unrealized Gain (Loss)
PRIME ALLIANCE BK UTAH CD 2.30000%	74160NFW5	<i>continued</i>					
Estimated Yield 2.28%							
Accrued Interest \$262.45							
Average Unit Cost \$1.00							
Adjusted Cost Basis						\$245,000.00 D	\$2,158.45
CAPITAL ONE BK USA NATL ASSN CD 2.25000%	1404202B5	245,000	\$1.0055	\$246,347.50	\$5,512.50	\$243,858.30	
04/19/2021 FDIC INSURED	CASH						
CPN PMT SEMI-ANNUAL							
ON OCT 19, APR 19							
Next Interest Payable: 04/19/20							
Estimated Yield 2.23%							
Accrued Interest \$2023.77							
Average Unit Cost \$1.00							
Adjusted Cost Basis						\$243,858.30 D	\$2,489.20
THIRD FED SVGS &LN ASSN OF CD 2.50000%	88413QBZ0	245,000	\$1.01297	\$248,177.65	\$6,125.00	\$245,000.00	
05/28/2021 FDIC INSURED	CASH						
CPN PMT SEMI-ANNUAL							
ON AUG 28, FEB 28							
Next Interest Payable: 08/28/20							
Estimated Yield 2.46%							
Accrued Interest \$33.56							
Average Unit Cost \$1.00							
Adjusted Cost Basis						\$245,000.00 D	\$3,177.65
KS STATEBANK MANHATTAN KS CD 2.50000%	50116CBX6	245,000	\$1.01363	\$248,339.35	\$6,125.00	\$245,000.00	
06/21/2021 FDIC INSURED	CASH						
CPN PMT MONTHLY							
Next Interest Payable: 03/21/20							
Estimated Yield 2.46%							
Accrued Interest \$151.03							
Average Unit Cost \$1.00							
Adjusted Cost Basis						\$245,000.00 D	\$3,339.35
FIRST CHOICE BK CERRITOS CALIF CD	319461BJ7	250,000	\$1.0006	\$250,150.00	\$5,625.00	\$250,000.00	
2.25000% 06/30/2021 FDIC INSURED	CASH						
CPN PMT MONTHLY							
Next Interest Payable: 03/30/20							
CALLABLE ON 02/29/2020 @ 100.0000							
STEP COUPON							
RESET FREQUENCY TERM MODE							

Fifth Third Securities, Inc.

Account carried with National Financial Services LLC, Member
NYSE, SIPC

MN_CEBJCSHTBBJQPSR_BBBBB 20200228

Statement for the Period February 1, 2020 to February 29, 2020

MEDINA CITY SCHOOLS - Corporation
Account Number: [REDACTED]



HOLDINGS > FIXED INCOME *continued*

Description	Symbol/Cusip Account Type	Quantity	Estimated Price on 02/29/20	Estimated Current Market Value	Estimated Annual Income	Original/Adjusted Cost Basis	Unrealized Gain (Loss)
FIRST CHOICE BK CERRITOS CALIF CD NEXT RESET 06/29/2020 @ 2.50000 Estimated Yield 2.24% Average Unit Cost \$1.00 Adjusted Cost Basis	319461BJ7	<i>continued</i>				\$250,000.00 D	\$150.00
NORTHPOINTE BK GRAND RAPIDS MI CD 2.55000% 07/19/2021 FDIC INSURED CPN PMT MONTHLY Next Interest Payable: 03/19/20 Estimated Yield 2.51% Accrued Interest \$188.28 Average Unit Cost \$1.00 Adjusted Cost Basis	666613GN8 CASH	245,000	\$1.01512	\$248,704.40	\$6,247.50	\$245,000.00 D	\$3,704.40
CELTIC BK SALT LAKE CITY UTAH CD 2.85000% 08/24/2021 FDIC INSURED CPN PMT MONTHLY Next Interest Payable: 03/24/20 Estimated Yield 2.79% Accrued Interest \$114.78 Average Unit Cost \$1.00 Adjusted Cost Basis	15118RPT8 CASH	245,000	\$1.02057	\$250,039.65	\$6,982.50	\$245,000.00 D	\$5,039.65
FIRSTTRUST SVGS BK PA CD 2.55000% 09/13/2021 FDIC INSURED CPN PMT MONTHLY Next Interest Payable: 03/12/20 Estimated Yield 2.50% Accrued Interest \$308.10 Average Unit Cost \$1.00 Adjusted Cost Basis	337630BJ5 CASH	245,000	\$1.01673	\$249,098.85	\$6,247.50	\$245,000.00 D	\$4,098.85
MEDALLION BK UTAH CD 2.45000% 02/16/2022 FDIC INSURED CPN PMT MONTHLY Next Interest Payable: 03/16/20 Estimated Yield 2.40% Accrued Interest \$230.23 Average Unit Cost \$1.00 Adjusted Cost Basis	58404DBD2 CASH	245,000	\$1.01935	\$249,740.75	\$6,002.50	\$245,000.00 D	\$4,740.75

Fifth Third Securities, Inc.

Account carried with National Financial Services LLC, Member
NYSE, SIPC

MN_CEBJCSHTBBJQPSR_BBBBB 20200228

Statement for the Period February 1, 2020 to February 29, 2020

MEDINA CITY SCHOOLS - Corporation

Account Number: [REDACTED]



Fifth Third
Securities

HOLDINGS > FIXED INCOME *continued*

Description	Symbol/Cusip Account Type	Quantity	Estimated Price on 02/29/20	Estimated Current Market Value	Estimated Annual Income	Original/Adjusted Cost Basis	Unrealized Gain (Loss)
NORTHFIELD BK STATEN ISLAND NY CD 2.45000% 02/22/2022 FDIC INSURED CPN PMT SEMI-ANNUAL ON AUG 21, FEB 21 Next Interest Payable: 08/21/20 Estimated Yield 2.40% Accrued Interest \$148.01 Average Unit Cost \$1.00 Adjusted Cost Basis	66612ACG1 CASH	245,000	\$1.01953	\$249,784.85	\$6,002.50	\$245,000.00	
						\$245,000.00 D	\$4,784.85
WELLS FARGO NATL BK WEST LAS V CD 1.85000% 12/30/2022 FDIC INSURED CPN PMT MONTHLY Next Interest Payable: 03/30/20 Estimated Yield 1.83% Accrued Interest \$12.42 Average Unit Cost \$1.00 Adjusted Cost Basis	949495AF2 CASH	245,000	\$1.00903	\$247,212.35	\$4,532.50	\$245,000.00	
						\$245,000.00 D	\$2,212.35
FIRST KEYSTONE CMNTY BK BERWIC CD 1.90000% 10/23/2023 FDIC INSURED CPN PMT MONTHLY Next Interest Payable: 03/23/20 CALLABLE ON 03/23/2020 @ 100.0000 Estimated Yield 1.89% Accrued Interest \$89.27 Average Unit Cost \$1.00 Adjusted Cost Basis	32065RAF2 CASH	245,000	\$1.00028	\$245,068.60	\$4,655.00	\$245,000.00	
						\$245,000.00 D	\$68.60
CFBANK FAIRLAWN OHIO CD 2.80000% 03/15/2024 FDIC INSURED CPN PMT MONTHLY Next Interest Payable: 03/15/20 Estimated Yield 2.67% Accrued Interest \$270.41 Average Unit Cost \$1.00 Adjusted Cost Basis	15721UCY3 CASH	235,000	\$1.04761	\$246,188.35	\$6,580.00	\$235,000.00	
						\$235,000.00 D	\$11,188.35
FIRST & FMRS BK PORTLAND ND CD 2.40000% 05/30/2024 FDIC INSURED CPN PMT MONTHLY	31860PAL2 CASH	245,000	\$1.03278	\$253,031.10	\$5,880.00	\$245,000.00	

Fifth Third Securities, Inc.

Account carried with National Financial Services LLC, Member
NYSE, SIPC

MN_CEBJCSHTBBJQPSR_BBBBB 20200228

Statement for the Period February 1, 2020 to February 29, 2020

MEDINA CITY SCHOOLS - Corporation
Account Number: [REDACTED]



HOLDINGS > FIXED INCOME *continued*

Description	Symbol/Cusip Account Type	Quantity	Estimated Price on 02/29/20	Estimated Current Market Value	Estimated Annual Income	Original/Adjusted Cost Basis	Unrealized Gain (Loss)
FIRST & FMRS BK PORTLAND ND CD 2.40000%	31860PAL2	continued					
Next Interest Payable: 03/30/20							
Estimated Yield 2.32%							
Accrued Interest \$16.11							
Average Unit Cost \$1.00							
Adjusted Cost Basis						\$245,000.00 D	\$8,031.10
STATE BK REESEVILLE WIS CD 2.25000%	856487AX1	240,000	\$1.02679	\$246,429.60	\$5,400.00	\$240,000.00	
06/28/2024 FDIC INSURED	CASH						
CPN PMT MONTHLY							
Next Interest Payable: 03/28/20							
Estimated Yield 2.19%							
Accrued Interest \$29.59							
Average Unit Cost \$1.00							
Adjusted Cost Basis						\$240,000.00 D	\$6,429.60
POPPY BK SANTA ROSA CALIF CD 1.95000%	73319FAA7	245,000	\$1.00215	\$245,526.75	\$4,777.50	\$245,000.00	
08/21/2024 FDIC INSURED	CASH						
CPN PMT MONTHLY							
Next Interest Payable: 03/21/20							
CALLABLE ON 08/21/2020 @ 100.0000							
Estimated Yield 1.94%							
Accrued Interest \$117.80							
Average Unit Cost \$1.00							
Adjusted Cost Basis						\$245,000.00 D	\$526.75
RAYMOND JAMES BK NATL ASSN CD 2.00000%	75472RAE1	245,000	\$1.01629	\$248,991.05	\$4,900.00	\$245,000.00	
08/23/2024 FDIC INSURED	CASH						
CPN PMT SEMI-ANNUAL							
ON FEB 23, AUG 23							
Next Interest Payable: 08/23/20							
Estimated Yield 1.96%							
Accrued Interest \$93.97							
Average Unit Cost \$1.00							
Adjusted Cost Basis						\$245,000.00 D	\$3,991.05
BANKGLOUCESTER CD 2.00000% 08/26/2024	06644RAC3	245,000	\$1.00119	\$245,291.55	\$4,900.00	\$245,000.00	
FDIC INSURED	CASH						
CPN PMT SEMI-ANNUAL							
ON FEB 26, AUG 26							
Next Interest Payable: 08/26/20							
Estimated Yield 1.99%							

Fifth Third Securities, Inc.

Account carried with National Financial Services LLC, Member
NYSE, SIPC

MN_CEBJCSHTBBJQPSR_BBBBB 20200228

Statement for the Period February 1, 2020 to February 29, 2020

MEDINA CITY SCHOOLS - Corporation

Account Number: [REDACTED]



Fifth Third
Securities

HOLDINGS > FIXED INCOME *continued*

Description	Symbol/Cusip Account Type	Quantity	Estimated Price on 02/29/20	Estimated Current Market Value	Estimated Annual Income	Original/Adjusted Cost Basis	Unrealized Gain (Loss)
BANKGLOUCESTER CD 2.00000% 08/26/2024	06644RAC3	<i>continued</i>					
Accrued Interest \$53.70							
Average Unit Cost \$1.00							
Adjusted Cost Basis						\$245,000.00 D	\$291.55
FIRST UTD BK & TR COMPANY CD 2.10000%	33742CAM9	245,000	\$1.00043	\$245,105.35	\$5,145.00	\$245,000.00	
08/30/2024 FDIC INSURED	CASH						
CPN PMT MONTHLY							
Next Interest Payable: 03/30/20							
CALLABLE ON 03/28/2020 @ 100.0000							
Estimated Yield 2.09%							
Accrued Interest \$14.10							
Average Unit Cost \$1.00							
Adjusted Cost Basis						\$245,000.00 D	\$105.35
GRANT CNTY BK ULYSSES KANS CD 1.95000%	38762PCP5	245,000	\$1.00022	\$245,053.90	\$4,777.50	\$245,000.00	
10/16/2024 FDIC INSURED	CASH						
CPN PMT MONTHLY							
Next Interest Payable: 03/16/20							
CALLABLE ON 03/16/2020 @ 100.0000							
Estimated Yield 1.95%							
Accrued Interest \$183.25							
Average Unit Cost \$1.00							
Adjusted Cost Basis						\$245,000.00 D	\$53.90
BRIDGEWATER BK BLOOMINGTON MN CD	108622JH5	245,000	\$1.00043	\$245,105.35	\$4,165.00	\$245,000.00	
1.70000% 02/14/2025 FDIC INSURED	CASH						
CPN PMT MONTHLY							
1ST CPN DTE 03/14/2020							
Next Interest Payable: 03/14/20							
CALLABLE ON 05/14/2020 @ 100.0000							
Estimated Yield 1.69%							
Accrued Interest \$182.58							
Average Unit Cost \$1.00							
Adjusted Cost Basis						\$245,000.00 D	\$105.35
BANK IDAHO IDAHO FALLS IDAHO CD 1.70000%	062723AA9	245,000	\$1.00046	\$245,112.70	\$4,165.00	\$245,000.00	
02/19/2025 FDIC INSURED	CASH						
CPN PMT MONTHLY							
1ST CPN DTE 03/19/2020							
Next Interest Payable: 03/19/20							
CALLABLE ON 05/19/2020 @ 100.0000							

Fifth Third Securities, Inc.

Account carried with National Financial Services LLC, Member
NYSE, SIPC

MN_CEBJCSHTBBJQPSR_BBBBB 20200228

Statement for the Period February 1, 2020 to February 29, 2020

MEDINA CITY SCHOOLS - Corporation
Account Number: [REDACTED]



HOLDINGS > FIXED INCOME *continued*

Description	Symbol/Cusip Account Type	Quantity	Estimated Price on 02/29/20	Estimated Current Market Value	Estimated Annual Income	Original/Adjusted Cost Basis	Unrealized Gain (Loss)
BANK IDAHO IDAHO FALLS IDAHO CD 1.70000%	062723AA9	<i>continued</i>					
Estimated Yield 1.69%							
Accrued Interest \$125.52							
Average Unit Cost \$1.00							
Adjusted Cost Basis						\$245,000.00 D	\$112.70
CONGRESSIONAL BK POTOMAC MD CD 1.75000%	20726ABK3	245,000	\$1.00132	\$245,323.40	\$4,287.50	\$245,000.00	
02/28/2025 FDIC INSURED	CASH						
CPN PMT MONTHLY							
1ST CPN DTE 03/28/2020							
Next Interest Payable: 03/28/20							
CALLABLE ON 08/28/2020 @ 100.0000							
Estimated Yield 1.74%							
Accrued Interest \$23.49							
Average Unit Cost \$1.00							
Adjusted Cost Basis						\$245,000.00 D	\$323.40
CRESKOM BK MYRTLE BEACH S C CD 1.75000%	225862EV9	245,000	\$1.00063	\$245,154.35	\$4,287.50	\$245,000.00	
02/28/2025 FDIC INSURED	CASH						
CPN PMT MONTHLY							
1ST CPN DTE 03/28/2020							
Next Interest Payable: 03/28/20							
CALLABLE ON 05/28/2020 @ 100.0000							
Estimated Yield 1.74%							
Accrued Interest \$23.49							
Average Unit Cost \$1.00							
Adjusted Cost Basis						\$245,000.00 D	\$154.35
Total CDs		6,362,000		\$6,431,399.16	\$139,899.00	\$6,360,858.30	\$70,540.86
U.S. Treasury / Agency Securities							
FEDERAL FARM CR BKS BOND 1.94000%	3133EK2W5	700,000	\$100.07	\$700,490.00	\$13,580.00	\$700,000.00	
04/17/2023	CASH						
MOODY'S Aaa /S&P AA+							
CPN PMT SEMI-ANNUAL							
ON APR 17, OCT 17							
1ST CPN DTE 04/17/2020							
Next Interest Payable: 04/17/20							
CONTINUOUSLY CALLABLE FROM 04/17/2020							
CALLABLE ON 04/17/2020 @ 100.0000							
Accrued Interest \$4979.33							

Fifth Third Securities, Inc.

MN_CEBJCSHTBBJQPSR_BBBBB 20200228

Account carried with National Financial Services LLC, Member
NYSE, SIPC

Statement for the Period February 1, 2020 to February 29, 2020

MEDINA CITY SCHOOLS - Corporation

Account Number: [REDACTED]



Fifth Third
Securities

HOLDINGS > FIXED INCOME *continued*

Description	Symbol/Cusip Account Type	Quantity	Estimated Price on 02/29/20	Estimated Current Market Value	Estimated Annual Income	Original/Adjusted Cost Basis	Unrealized Gain (Loss)
FEDERAL FARM CR BKS BOND 1.94000%	3133EK2W5	<i>continued</i>					
Average Unit Cost \$100.00							
Adjusted Cost Basis						\$700,000.00 D	\$490.00
FEDL HOME LN MTG CRP MTN 2.00000%	3134GT7C1	1,000,000	\$100.021	\$1,000,210.00	\$20,000.00	\$1,000,000.00	
09/11/2024	CASH						
MOODY'S Aaa							
CPN PMT SEMI-ANNUAL							
ON MAR 11, SEP 11							
1ST CPN DTE 03/11/2020							
Next Interest Payable: 03/11/20							
CALLABLE ON 03/11/2020 @ 100.0000							
Accrued Interest \$9333.33							
Average Unit Cost \$100.00							
Adjusted Cost Basis						\$1,000,000.00 D	\$210.00
FEDERAL FARM CR BKS BOND 1.89000%	3133ELBF0	650,000	\$100.585	\$653,802.50	\$12,285.00	\$650,000.00	
11/27/2024	CASH						
MOODY'S Aaa /S&P AA+							
CPN PMT SEMI-ANNUAL							
ON MAY 27, NOV 27							
1ST CPN DTE 05/27/2020							
Next Interest Payable: 05/27/20							
CONTINUOUSLY CALLABLE FROM 11/27/2020							
CALLABLE ON 11/27/2020 @ 100.0000							
Accrued Interest \$3139.50							
Average Unit Cost \$100.00							
Adjusted Cost Basis						\$650,000.00 D	\$3,802.50
FEDERAL HOME LN MTG CORP MTN 1.85000%	3134GUV49	900,000	\$100.242	\$902,178.00	\$16,650.00	\$900,000.00	
01/15/2025	CASH						
MOODY'S Aaa							
CPN PMT SEMI-ANNUAL							
ON JUL 15, JAN 15							
1ST CPN DTE 07/15/2020							
Next Interest Payable: 07/15/20							
CALLABLE ON 07/15/2020 @ 100.0000							
Accrued Interest \$2035.00							
Average Unit Cost \$100.00							

Fifth Third Securities, Inc.

MN_CEBJCSHTBBJQPSR_BBBBB 20200228

Account carried with National Financial Services LLC, Member
NYSE, SIPC

Statement for the Period February 1, 2020 to February 29, 2020

MEDINA CITY SCHOOLS - Corporation
Account Number: [REDACTED]



HOLDINGS > FIXED INCOME *continued*

Description	Symbol/Cusip Account Type	Quantity	Estimated Price on 02/29/20	Estimated Current Market Value	Estimated Annual Income	Original/Adjusted Cost Basis	Unrealized Gain (Loss)
FEDERAL HOME LN MTG CORP MTN 1.85000%	3134GUV49	<i>continued</i>					
Adjusted Cost Basis						\$900,000.00 D	\$2,178.00
Total U.S. Treasury / Agency Securities		3,250,000		\$3,256,680.50	\$62,515.00	\$3,250,000.00	\$6,680.50
Total Fixed Income		9,612,000		\$9,688,079.66	\$202,414.00	\$9,610,858.30	\$77,221.36
Total Securities				\$9,688,079.66	\$202,414.00	\$9,610,858.30	\$77,221.36
TOTAL PORTFOLIO VALUE				\$10,230,696.76	\$202,414.00	\$9,610,858.30	\$77,221.36

Activity

NFS-provided cost basis, realized gain (loss) and holding period information may not reflect all adjustments necessary for tax purposes. Please refer to Footnotes and Cost Basis Information at the end of this statement for more information.

PURCHASES, SALES, AND REDEMPTIONS

Settlement Date	Account Type	Transaction	Description	Quantity	Amount	Total Cost Basis	Realized Gain (Loss)
Securities Purchased							
02/14/20	CASH	YOU BOUGHT	BRIDGEWATER BK BLOOMINGTON MN CD 1.70000% 02/14/2025 FACT SHEET TO FOLLOW SOLICITED ORDER @ 100	245,000	(\$245,000.00)	\$245,000.00	
02/19/20	CASH	YOU BOUGHT	BANK IDAHO IDAHO FALLS IDAHO CD 1.70000% 02/19/2025 FACT SHEET TO FOLLOW SOLICITED ORDER @ 100	245,000	(\$245,000.00)	\$245,000.00	
02/28/20	CASH	YOU BOUGHT	CONGRESSIONAL BK POTOMAC MD CD 1.75000% 02/28/2025 FACT SHEET TO FOLLOW SOLICITED ORDER @ 100	245,000	(\$245,000.00)	\$245,000.00	
02/28/20	CASH	YOU BOUGHT	CRESCOM BK MYRTLE BEACH S C CD 1.75000% 02/28/2025 FACT SHEET TO FOLLOW SOLICITED ORDER @ 100	245,000	(\$245,000.00)	\$245,000.00	
Total Securities Purchased					(\$980,000.00)		

Fifth Third Securities, Inc.

MN_CEBJCSHTBBJQPSR_BBBBB 20200228

Account carried with National Financial Services LLC, Member
NYSE, SIPC

Statement for the Period February 1, 2020 to February 29, 2020

MEDINA CITY SCHOOLS - Corporation

Account Number: [REDACTED]



**Fifth Third
Securities**

PURCHASES, SALES, AND REDEMPTIONS *continued*

Settlement Date	Account Type	Transaction	Description	Quantity	Amount	Total Cost Basis	Realized Gain (Loss)
Redemptions							
02/03/20	CASH	REDEEMED	WELLS FARGO BANK NATL ASSN CD 1.75000% 02/03/2020 REDEMPTION PAYOUT #REOR R0062154060000 Adjusted Cost Basis	(250,000)	\$250,000.00	\$250,000.00	
						\$250,000.00	D
02/07/20	CASH	REDEEMED	SECURITY FED BK AIKEN S C CD 2.40000% 08/09/2021 FULL CALL PAYOUT #REOR R0062261620000 Adjusted Cost Basis	(245,000)	\$245,000.00	\$245,000.00	
						\$245,000.00	D
02/18/20	CASH	REDEEMED	JPMORGAN CHASE BK CD 2.00000% 08/16/2022 FULL CALL PAYOUT #REOR R0062269870000 Adjusted Cost Basis	(248,000)	\$248,000.00	\$248,000.00	
						\$248,000.00	D
02/28/20	CASH	REDEEMED	SB ONE BK FRANKLIN NEW JERSEY CD 2.00000% 02/28/2022 FULL CALL PAYOUT #REOR R0062230370000 Adjusted Cost Basis	(245,000)	\$245,000.00	\$245,000.00	
						\$245,000.00	D
Total Redemptions					\$988,000.00		

ACTIVITY > CORE FUND ACTIVITY

For more information about the operation of your core account, please refer to your Customer Agreement.

Settlement Date	Account Type	Transaction	Description	Quantity	Amount
02/03/20	CASH	YOU BOUGHT	FEDERATED TREASURY OBLIGATIONS IS @ 1	254,102.24	(\$254,102.24)
02/07/20	CASH	YOU BOUGHT	FEDERATED TREASURY OBLIGATIONS IS @ 1	245,499.4	(\$245,499.40)
02/12/20	CASH	YOU BOUGHT	FEDERATED TREASURY OBLIGATIONS IS @ 1	530.61	(\$530.61)
02/13/20	CASH	YOU BOUGHT	FEDERATED TREASURY OBLIGATIONS IS @ 1	478.59	(\$478.59)

Fifth Third Securities, Inc.

MN_CEBJCSHTBBJQPSR_BBBBB 20200228

Account carried with National Financial Services LLC, Member
NYSE, SIPC

Statement for the Period February 1, 2020 to February 29, 2020

MEDINA CITY SCHOOLS - Corporation
Account Number: [REDACTED]



ACTIVITY > CORE FUND ACTIVITY *continued*

Settlement Date	Account Type	Transaction	Description	Quantity	Amount
02/14/20	CASH	YOU SOLD	FEDERATED TREASURY OBLIGATIONS IS @ 1	(245,000)	\$245,000.00
02/18/20	CASH	YOU BOUGHT	FEDERATED TREASURY OBLIGATIONS IS @ 1	251,974.79	(\$251,974.79)
02/19/20	CASH	YOU SOLD	FEDERATED TREASURY OBLIGATIONS IS @ 1	(244,469.39)	\$244,469.39
02/21/20	CASH	YOU BOUGHT	FEDERATED TREASURY OBLIGATIONS IS @ 1	3,951.89	(\$3,951.89)
02/24/20	CASH	YOU BOUGHT	FEDERATED TREASURY OBLIGATIONS IS @ 1	3,458.53	(\$3,458.53)
02/26/20	CASH	YOU BOUGHT	FEDERATED TREASURY OBLIGATIONS IS @ 1	2,470.14	(\$2,470.14)
02/28/20	CASH	YOU SOLD	FEDERATED TREASURY OBLIGATIONS IS @ 1	(261,909.13)	\$261,909.13
TOTAL CORE FUND ACTIVITY					(\$11,087.67)

ACTIVITY > ADDITIONS AND WITHDRAWALS > OTHER ADDITIONS AND WITHDRAWALS

Date	Account Type	Transaction	Description	Quantity	Amount
Other Additions and Withdrawals					
02/28/20	CASH	WIRE TRANS TO BANK	WD60143093 THE HUNTINGTON NATIONAL BANK [REDACTED]		(\$22,925.57)
Total Other Additions and Withdrawals					(\$22,925.57)
TOTAL ADDITIONS AND WITHDRAWALS					(\$22,925.57)

Fifth Third Securities, Inc.

MN_CEBJCSHTBBJQPSR_BBBBB 20200228

Account carried with National Financial Services LLC, Member
NYSE, SIPC

Statement for the Period February 1, 2020 to February 29, 2020

MEDINA CITY SCHOOLS - Corporation

Account Number: [REDACTED]



ACTIVITY > INCOME > TAXABLE INCOME

Settlement Date	Account Type	Transaction	Description	Quantity	Amount
Taxable Dividends					
01/31/20	CASH	DIVIDEND RECEIVED	FEDERATED TREASURY OBLIGATIONS IS DIVIDEND RECEIVED		\$619.02
Total Taxable Dividends					\$619.02
Taxable Interest					
02/01/20	CASH	INTEREST	ALLY BK MIDVALE UTAH CD 2.50000% 02/01/2021		\$3,087.67
02/03/20	CASH	INTEREST	WELLS FARGO BANK NATL ASSN CD 1.75000% 02/03/2020		\$395.55
02/07/20	CASH	INTEREST	SECURITY FED BK AIKEN S C CD 2.40000% 08/09/2021		\$499.40
02/12/20	CASH	INTEREST	FIRSTTRUST SVGS BK PA CD 2.55000% 09/13/2021		\$530.61
02/13/20	CASH	INTEREST	PRIME ALLIANCE BK UTAH CD 2.30000% 03/15/2021		\$478.59
02/15/20	CASH	INTEREST	CFBANK FAIRLAWN OHIO CD 2.80000% 03/15/2024		\$558.85
02/16/20	CASH	INTEREST	GRANT CNTY BK ULYSSES KANS CD 1.95000% 10/16/2024		\$405.76
02/16/20	CASH	INTEREST	JPMORGAN CHASE BK CD 2.00000% 08/16/2022		\$2,500.38
02/16/20	CASH	INTEREST	MEDALLION BK UTAH CD 2.45000% 02/16/2022		\$509.80
02/19/20	CASH	INTEREST	NORTHPOINTE BK GRAND RAPIDS MI CD 2.55000% 07/19/2021		\$530.61
02/21/20	CASH	INTEREST	KS STATEBANK MANHATTAN KS CD 2.50000% 06/21/2021		\$520.21
02/21/20	CASH	INTEREST	NORTHFIELD BK STATEN ISLAND NY CD 2.45000% 02/22/2022		\$3,025.92

Fifth Third Securities, Inc.

Account carried with National Financial Services LLC, Member
NYSE, SIPC

MN_CEBJCSHTBBJQPSR_BBBBB 20200228

Statement for the Period February 1, 2020 to February 29, 2020

MEDINA CITY SCHOOLS - Corporation

Account Number: [REDACTED]



ACTIVITY> INCOME > TAXABLE INCOME *continued*

Settlement Date	Account Type	Transaction	Description	Quantity	Amount
02/21/20	CASH	INTEREST	POPPY BK SANTA ROSA CALIF CD 1.95000% 08/21/2024		\$405.76
02/23/20	CASH	INTEREST	FIRST KEYSTONE CMNTY BK BERWIC CD 1.90000% 10/23/2023		\$395.36
02/23/20	CASH	INTEREST	RAYMOND JAMES BK NATL ASSN CD 2.00000% 08/23/2024		\$2,470.14
02/24/20	CASH	INTEREST	CELTIC BK SALT LAKE CITY UTAH CD 2.85000% 08/24/2021		\$593.03
02/26/20	CASH	INTEREST	BANKGLOUCESTER CD 2.00000% 08/26/2024		\$2,470.14
02/28/20	CASH	INTEREST	SB ONE BK FRANKLIN NEW JERSEY CD 2.00000% 02/28/2022		\$2,470.14
02/28/20	CASH	INTEREST	STATE BK REESEVILLE WIS CD 2.25000% 06/28/2024		\$458.63
02/28/20	CASH	INTEREST	THIRD FED SVGS &LN ASSN OF CD 2.50000% 05/28/2021		\$3,087.67
Total Taxable Interest					\$25,394.22
Total Taxable Income					\$26,013.24
TOTAL INCOME					\$26,013.24

Fifth Third Securities, Inc.

MN_CEBJCSHTBBJQPSR_BBBBB 20200228

Account carried with National Financial Services LLC, Member
NYSE, SIPC

Brokerage

Account Statement

February 1, 2020 - February 29, 2020

Account Number: [REDACTED]

MEDINA CITY SCHOOLS
739 WEYMOUTH RD
MEDINA OH 44256-2037**Your Account Executive:**
ANDREW CARDINALI

Portfolio at a Glance

	This Period
BEGINNING ACCOUNT VALUE	\$14,915,717.18
Deposits (Cash & Securities)	496,000.00
Withdrawals (Cash & Securities)	-274,838.86
Dividends, Interest and Other Income	26,838.86
Net Change in Portfolio¹	6,464.33
ENDING ACCOUNT VALUE	\$15,170,181.51
Estimated Annual Income	\$359,580.00

¹ Net Change in Portfolio is the difference between the ending account value and beginning account value after activity.

Asset Summary

Percent	Asset Type	Last Period	This Period
1%	Cash, Money Funds, and Bank Deposits	51.50	51.50
99%	Fixed Income	14,915,665.68	15,170,130.01
100%	Account Total	\$14,915,717.18	\$15,170,181.51

Please review your allocation periodically with your Account Executive.

Client Service Information

Your Account Executive: ATT
ANDREW CARDINALI**Contact Information****E-Mail Address:**
customerservice@mbssecurities.com**Client Service Information****Service Hours:** Weekdays 09:00 a.m. - 05:00 p.m. (EST)
Client Service Telephone Number: (800) 967-9045
Web Site: WWW.MBSSECURITIES.COM

Your Account Information

INVESTMENT OBJECTIVE

Investment Objective: NONE SPECIFIED

Please discuss your investment objective with your Account Executive.

TAX LOT DEFAULT DISPOSITION METHOD

Default Method for Mutual Funds: First In First Out

Default Method for Stocks in a Dividend Reinvestment Plan: First In First Out

Default Method for all Other Securities: First In First Out

BOND AMORTIZATION ELECTIONS

Amortize premium on taxable bonds based on Constant Yield Method: Yes

Accrual market discount method for all other bond types: Constant Yield Method

Include market discount in income annually: No

ELECTRONIC DELIVERY

Your electronic delivery selections for account communications are listed below:

Electronic Delivery

Enrollment Communication

- ☒ Statements and Reports
- ☒ Trade Confirmations
- ☒ Tax Documents
- ☒ Notifications
- ☒ Prospectus
- ☒ Proxy/Shareholder Communications

You have not enrolled any of the above documents for electronic delivery. Please log in to your account or contact your Account Executive to make any changes to your electronic delivery preferences.

Income and Expense Summary

	Current Period		Year-to-Date	
	Taxable	Non Taxable	Taxable	Non Taxable
Interest Income				
Other Interest	26,838.86	0.00	61,685.20	0.00
Total Income	\$26,838.86	\$0.00	\$61,685.20	\$0.00

Portfolio Holdings

Description	Quantity	Opening Balance	Closing Balance	Accrued Income	30-Day Yield
CASH, MONEY FUNDS AND BANK DEPOSITS 1.00% of Portfolio					
Cash Balance		51.50	51.50		
TOTAL CASH, MONEY FUNDS AND BANK DEPOSITS		\$51.50	\$51.50	\$0.00	



February 1, 2020 - February 29, 2020
MEDINA CITY SCHOOLS

Portfolio Holdings (continued)

Description	Quantity	Market Price	Market Value	Accrued Interest	Estimated Annual Income	Estimated Yield
FIXED INCOME 99.00% of Portfolio (In Maturity Date Sequence)						
Certificates of Deposit						
*LIVE OAK BKG CO WILMINGTON N C CTF DEP ACT/365 2.400% 03/09/20 B/E DTD 03/09/18 ACT/365 Security Identifier: 538036DK7	248,000.000	100.0250	248,062.00	456.59	5,952.00	2.39%
*STATE BK INDIA LOS ANGELES CALIF CTF DEP ACT/365 SEMI-ANNUALLY 2.500% 03/20/20 B/E DTD 03/21/18 Security Identifier: 85628YBG2	246,000.000	100.0560	246,137.76	2,712.74	6,150.00	2.49%
STIFEL BK & TR ST LOUIS MO CTF DEP ACT/365 2.550% 03/30/20 B/E DTD 03/29/18 ACT/365 Security Identifier: 86063QAD7	248,000.000	100.0890	248,220.72	0.00	6,324.00	2.54%
WEBBANK SALT LAKE CITY UTAH CTF DEP ACT/365 MONTHLY 1.850% 03/30/20 B/E DTD 09/28/17 ACT/365 Security Identifier: 947547JQ9	248,000.000	100.0280	248,069.44	12.57	4,588.00	1.84%
ISRAEL DISC BK NEW YORK N Y CTF DEP ACT/365 SEMI-ANNUALLY 2.700% 05/04/20 DTD 05/04/18 Security Identifier: 465076KG1	246,000.000	100.2170	246,533.82	2,129.08	6,642.00	2.69%
MERCANTILE BK MICH GRAND RAPIDS CTF DEP ACT/365 SEMI-ANNUALLY 2.750% 06/01/20 B/E DTD 06/01/18 Security Identifier: 58740XZM5	246,000.000	100.3230	246,794.58	1,668.08	6,765.00	2.74%
ALLEGIANCE BK HOUSTON TEX CTF DEP ACT/365 SEMI-ANNUALLY 2.800% 06/15/20 B/E DTD 06/13/18 Security Identifier: 01748DBC9	246,000.000	100.3860	246,949.56	1,471.96	6,888.00	2.78%
ENTERPRISE BK & TR CLAYTON MO CTF DEP ACT/365 2.800% 06/22/20 B/E DTD 06/22/18 ACT/365 Security Identifier: 29367SHX5	248,000.000	100.4070	249,009.36	133.17	6,944.00	2.78%
FIRST FINL BK CINCINNATI OH CTF DEP ACT/365 SEMI-ANNUALLY 2.900% 06/26/20 B/E DTD 12/26/18 Security Identifier: 32021SFP6	246,000.000	100.4580	247,126.68	1,270.44	7,134.00	2.88%
FIRST REP BK SAN FRANCISCO CALIF NEW CTF DEP ACT/365 2.750% 07/27/20 B/E DTD 07/27/18 ACT/365 Security Identifier: 33616CAZ3	246,000.000	100.5160	247,269.36	611.63	6,765.00	2.73%
MORGAN STANLEY BK N A SALT LAKE CITY UTAH CTF DEP ACT/365 SEMI-ANNUALLY 2.750% 08/03/20 B/E DTD 08/02/18 Security Identifier: 61747M4K4	248,000.000	100.5410	249,341.68	504.49	6,820.00	2.73%

Portfolio Holdings (continued)

Description	Quantity	Market Price	Market Value	Accrued Interest	Estimated Annual Income	Estimated Yield
FIXED INCOME (continued)						
Certificates of Deposit (continued)						
BANK AMER NA CHARLOTTE NC CTF DEP ACT/365 SEMI-ANNUALLY 2.750% 08/17/20 DTD 08/15/18 Security Identifier: 06051VB70	246,000.000	100.5890	247,448.94	259.48	6,765.00	2.73%
ORIENTAL BK BROKERED INSTL CTF DEP ACT/365 2.800% 09/14/20 B/E DTD 09/12/18 ACT/365 Security Identifier: 68621KCC3	246,000.000	100.7040	247,731.84	3,208.11	6,888.00	2.78%
CONNECTONE BK ENGLEWOOD CLIFFS N J CTF DEP ACT/365 MONTHLY 2.800% 09/18/20 B/E DTD 09/19/18 Security Identifier: 20786ACJ2	248,000.000	100.7260	249,800.48	190.25	6,944.00	2.77%
BARCLAYS BK DEL RETAIL CTF DEP 3A2 PROGRAM BOOK ENTRY INSTL CTF DEP 1.950% 09/21/20 B/E DTD 09/20/17 Security Identifier: 06740KKUO	247,000.000	100.2580	247,637.26	2,137.73	4,816.50	1.94%
MAIN STR BK BINGHAM FARMS MI CTF DEP ACT/365 2.900% 10/05/20 B/E DTD 10/04/18 ACT/365 Security Identifier: 56035BBN5	248,000.000	100.8490	250,105.52	492.60	7,192.00	2.87%
WEX BK MIDVALE UTAH CTF DEP ACT/365 SEMI-ANNUALLY 2.000% 10/19/20 B/E DTD 10/18/17 ACT/365 Security Identifier: 92937CGB8	247,000.000	100.3360	247,829.92	1,813.59	4,940.00	1.99%
GOLDMAN SACHS BK USA NEW YORK CTF DEP ACT/365 SEMI-ANNUALLY 2.050% 11/23/20 B/E DTD 11/22/17 Security Identifier: 38148PTD9	247,000.000	100.4360	248,076.92	1,373.39	5,063.50	2.04%
MERCANTIL BK NATL ASSN CORAL GABLES FLA CTF DEP ACT/365 MONTHLY 2.200% 12/29/20 B/E DTD 12/29/17 Security Identifier: 58733AES4	248,000.000	100.6230	249,545.04	0.00	5,456.00	2.18%
DISCOVER BK GEENWOOD DEL CTF DEP ACT/365 2.500% 02/01/21 B/E DTD 01/31/18 ACT/365 1ST CPN DTE 07/31/18 Security Identifier: 254673LX2	246,000.000	100.9660	248,376.36	488.63	6,150.00	2.47%
FIRST NATL BK MCGREGOR TEX CTF DEP ACT/365 MONTHLY 2.650% 02/01/21 B/E DTD 01/31/19 ACT/365 Security Identifier: 32112UCU3	245,000.000	101.0990	247,692.55	0.00	6,492.50	2.62%
CAPITAL BK N A ROCKVILLE MD CTF DEP ACT/365 2.600% 03/12/21 B/E DTD 03/13/19 ACT/365 Security Identifier: 139805AQ8	248,000.000	101.1760	250,916.48	282.65	6,448.00	2.56%
CITIBANK NATL ASSN SIOUX FALLS S D CTF DEP ACT/365 SEMI-ANNUALLY 2.700% 03/29/21 B/E DTD 03/29/18 Security Identifier: 17312QH77	246,000.000	101.3380	249,291.48	2,784.18	6,642.00	2.66%
SYNCHRONY BK RETAIL CTF DEP PROGRAM BOOK ENTRY FIDELITY INSTL CTF DEP 2.700% 04/13/21 B/E DTD 04/13/18 Security Identifier: 87165FUN2	246,000.000	101.3890	249,416.94	2,493.02	6,642.00	2.66%



February 1, 2020 - February 29, 2020
 MEDINA CITY SCHOOLS

Portfolio Holdings (continued)

Description	Quantity	Market Price	Market Value	Accrued Interest	Estimated Annual Income	Estimated Yield
FIXED INCOME (continued)						
Certificates of Deposit (continued)						
TOWNEBANK PORTSMOUTH VA CTF DEP ACT/365 SEMI-ANNUALLY 2.800% 04/30/21 B/E DTD 04/30/18 ACT/365 Security Identifier: 89214PBL2	246,000.000	101.5620	249,842.52	2,302.29	6,888.00	2.75%
FEDERAL SVGS BK CHICAGO IL CTF DEP ACT/365 MONTHLY 2.500% 05/28/21 B/E DTD 05/30/19 ACT/365 Security Identifier: 313812DA4	248,000.000	101.2970	251,216.56	0.00	6,200.00	2.46%
CTBC BK CORP USA LOS ANGELES CALIF CTF DEP ACT/365 3.000% 06/15/21 B/E DTD 06/15/18 ACT/365 Security Identifier: 12651HAB5	246,000.000	101.9880	250,890.48	1,536.66	7,380.00	2.94%
HERITAGE BK HOPKINSVILLE KY CTF DEP ACT/365 MONTHLY 3.000% 06/21/21 B/E DTD 06/19/18 ACT/365 Security Identifier: 42724JEG6	248,000.000	102.0120	252,989.76	203.84	7,440.00	2.94%
FIRST BK HIGHLAND PK ILL CTF DEP ACT/365 SEMI-ANNUALLY 3.100% 06/29/21 B/E DTD 06/29/18 ACT/365 Security Identifier: 319141KT3	246,000.000	100.1280	246,314.88	1,295.38	7,626.00	3.09%
CHIPPEWA VY BK WINTER WIS CTF DEP ACT/365 MONTHLY 3.000% 07/06/21 B/E DTD 07/06/18 ACT/365 Security Identifier: 169894AP7	248,000.000	102.0750	253,146.00	468.82	7,440.00	2.93%
BMW BK NORTH AMER SALT LAKE CITY UTAH CTF DEP ACT/365 SEMI-ANNUALLY 3.000% 07/13/21 B/E DTD 07/13/18 Security Identifier: 05580ANK6	246,000.000	102.1060	251,180.76	950.30	7,380.00	2.93%
MORGAN STANLEY PRIVATE BK NATL ASSN PUR N Y CTF DEP ACT/365 2.100% 08/09/21 B/E DTD 08/08/19 Security Identifier: 61760AS83	248,000.000	100.9310	250,308.88	299.64	5,208.00	2.08%
MAIN STR BK CORP WHEELING WV CTF DEP ACT/365 2.950% 02/01/22 B/E DTD 02/01/19 ACT/365 Security Identifier: 56034WASO	248,000.000	102.8420	255,048.16	561.23	7,316.00	2.86%
WASHINGTON SVGS BK LOWELL MA CTF DEP ACT/365 MONTHLY 2.750% 03/14/22 B/E DTD 03/14/19 ACT/365 Security Identifier: 939693AK3	248,000.000	100.0510	248,126.48	280.27	6,820.00	2.74%
BAR HBR BK & TR ME CTF DEP ACT/365 MONTHLY 2.700% 03/29/22 B/E DTD 03/29/19 ACT/365 Security Identifier: 066851WM4	248,000.000	100.0940	248,233.12	0.00	6,696.00	2.69%

Portfolio Holdings (continued)

Description	Quantity	Market Price	Market Value	Accrued Interest	Estimated Annual Income	Estimated Yield
FIXED INCOME (continued)						
Certificates of Deposit (continued)						
SECURITY FIRST BK LINCOLN NEB CTF DEP ACT/365 2.500% 04/25/22 B/E DTD 04/24/19 ACT/365 Security Identifier: 81425PAY7	248,000.000	100.1440	248,357.12	611.51	6,200.00	2.49%
FRONTIER BK ROCK RAPIDS IOWA CTF DEP ACT/365 2.100% 07/19/22 B/E DTD 07/19/19 ACT/365 Security Identifier: 359067CZ6	248,000.000	100.0340	248,084.32	142.68	5,208.00	2.09%
FRANKLIN SYNERGY BK TENN CTF DEP ACT/365 MONTHLY 2.150% 07/29/22 B/E DTD 07/30/19 ACT/365 Security Identifier: 35471TFE7	248,000.000	100.0500	248,124.00	0.00	5,332.00	2.14%
CAPITAL ONE NATL ASSN MCLEAN VA CTF DEP 2.050% 08/15/22 B/E DTD 08/14/19 ACT/365 Security Identifier: 14042RMX6	248,000.000	101.3500	251,348.00	208.93	5,084.00	2.02%
SALLIE MAE BK SALT LAKE CITY UT CTF DEP ACT/365 SEMI-ANNUALLY 2.650% 01/31/23 B/E DTD 01/31/18 Security Identifier: 795450J71	246,000.000	103.1880	253,842.48	517.95	6,519.00	2.56%
ENVISION BK RANDOLPH MASS CTF DEP 1.650% 02/14/23 B/E DTD 02/14/20 ACT/365 CALLABLE 05/14/20 Security Identifier: 29415LBQ3	248,000.000	100.0320	248,079.36	168.16	4,092.00	1.64%
CALPRIVATE BK LA JOLLA CALIF CTF DEP ACT/365 2.200% 08/16/23 B/E DTD 08/16/19 ACT/365 Security Identifier: 13135NAG5	248,000.000	100.0350	248,086.80	194.32	5,456.00	2.19%
GREAT SOUTHN BK REEDS SPRINGS MO CTF DEP 1.700% 08/21/23 B/E DTD 02/21/20 ACT/365 Security Identifier: 39120VSS4	248,000.000	100.1060	248,262.88	92.41	4,216.00	1.69%
MERIDAN BK PAOLI PA CTF DEP ACT/365 2.000% 10/30/23 B/E DTD 10/28/19 ACT/365 CALLABLE 02/28/20 Security Identifier: 58958PGK4	248,000.000	100.0420	248,104.16	13.59	4,960.00	1.99%
SILVERGATE BK LA JOLLA CALIF CTF DEP 2.000% 11/15/23 B/E DTD 11/15/19 ACT/365 CALLABLE 03/15/20 Security Identifier: 828373HL7	248,000.000	100.0240	248,059.52	190.25	4,960.00	1.99%
LIBERTY NATL BK ADA OHIO CTF DEP 1.850% 12/06/23 B/E DTD 12/06/19 ACT/365 1ST CPN DTE 01/06/20 Security Identifier: 530880AL7	247,000.000	100.0320	247,079.04	287.94	4,569.50	1.84%
STATE BK INDIA CHICAGO ILL CTF DEP ACT/365 2.650% 07/12/24 B/E DTD 07/12/19 ACT/365 Security Identifier: 856283J64	246,000.000	100.4080	247,003.68	857.29	6,519.00	2.63%
BMO HARRIS BK NATL ASSN CHICAGO ILL CTF DEP 2.000% 08/14/24 B/E DTD 08/14/19 ACT/365 Security Identifier: 05581WZ24	245,000.000	100.1000	245,245.00	201.37	4,900.00	1.99%



February 1, 2020 - February 29, 2020
MEDINA CITY SCHOOLS

Portfolio Holdings (continued)

Description	Quantity	Market Price	Market Value	Accrued Interest	Estimated Annual Income	Estimated Yield
FIXED INCOME (continued)						
Certificates of Deposit (continued)						
COMMERCE BK GENEVA MINN CTF DEP 1.900% 09/03/24 B/E DTD 09/03/19 ACT/365 CALLABLE 10/03/20 Security Identifier: 20056QSB0	248,000.000	100.2120	248,525.76	1,923.53	4,712.00	1.89%
INTERAUDI BK NEW YORK NY CTF DEP ACT/365 2.000% 09/09/24 B/E DTD 09/09/19 ACT/365 Security Identifier: 45842PAZ4	248,000.000	100.0500	248,124.00	271.78	4,960.00	1.99%
FIRST NATL BK SYRACUSE JOHNSON KANS CTF DEP 1.950% 09/18/24 B/E DTD 09/18/19 ACT/365 Security Identifier: 334342CF7	248,000.000	100.0240	248,059.52	145.74	4,836.00	1.94%
ANCHOR D BK TEXHOMA OKLA CTF DEP ACT/365 1.950% 09/30/24 B/E DTD 09/30/19 ACT/365 CALLABLE 02/29/20 Security Identifier: 033034AJ8	248,000.000	100.0340	248,084.32	0.00	4,836.00	1.94%
CITIZENS DEP BK ARLINGTON KY CTF DEP ACT/365 2.000% 10/03/24 B/E DTD 10/03/19 ACT/365 Security Identifier: 17453FCK6	248,000.000	100.0420	248,104.16	353.32	4,960.00	1.99%
FIRST UTD BK & TRCOMPANY DURANT OK CTF DEP ACT/365 2.050% 10/11/24 B/E DTD 10/11/19 ACT/365 Security Identifier: 33742CAR8	248,000.000	100.0580	248,143.84	250.72	5,084.00	2.04%
LEA CNTY ST BK HOBBS N MEX CTF DEP 2.000% 10/28/24 B/E DTD 10/28/19 ACT/365 CALLABLE 02/28/20 Security Identifier: 523744AU4	248,000.000	100.0410	248,101.68	13.59	4,960.00	1.99%
FIRST FED BK FLA LAKE CITY CTF DEP 1.950% 10/30/24 B/E DTD 10/30/19 ACT/365 CALLABLE 02/29/20 Security Identifier: 32022WBB1	248,000.000	100.0340	248,084.32	0.00	4,836.00	1.94%
HSBC BK USA NATL ASSOCIATION INSTL CTF DEP PROGRAM 2.125% 11/04/24 B/E DTD 11/04/19 ACT/365 Security Identifier: 44329MBF9	248,000.000	100.4420	249,096.16	1,689.29	5,270.00	2.11%
FIRST KEYSTONE CMNTY BK BERWICK PA CTF DEP 1.950% 11/27/24 B/E DTD 11/27/19 ACT/365 Security Identifier: 32065RAJ4	246,000.000	100.0360	246,088.56	26.28	4,797.00	1.94%
TEXAS EXCHANGE BK CROWLEY CTF DEP 2.000% 12/06/24 B/E DTD 11/22/19 ACT/365 CALLABLE 03/22/20 Security Identifier: 88241TFS4	248,000.000	100.0330	248,081.84	95.12	4,960.00	1.99%

Portfolio Holdings (continued)

Description	Quantity	Market Price	Market Value	Accrued Interest	Estimated Annual Income	Estimated Yield
FIXED INCOME (continued)						
Certificates of Deposit (continued)						
FIRST NATL BK AMER EAST LANSING MICH CTF DEP 1.900% 12/13/24 B/E DTD 12/13/19 ACT/365 Security Identifier: 32110YNL5	248,000.000	100.3780	248,937.44	206.55	4,712.00	1.89%
TEXAS SEC BK DALLAS TEX CTF DEP 1.950% 12/20/24 B/E DTD 12/20/19 ACT/365 CALLABLE 06/20/20 Security Identifier: 88269AAU2	248,000.000	100.1370	248,339.76	119.24	4,836.00	1.94%
Total Certificates of Deposit	15,082,000.000		\$15,170,130.01	\$42,974.37	\$359,580.00	
TOTAL FIXED INCOME	15,082,000.000		\$15,170,130.01	\$42,974.37	\$359,580.00	
			Market Value	Accrued Interest	Estimated Annual Income	
Total Portfolio Holdings			\$15,170,181.51	\$42,974.37	\$359,580.00	

¹ This bond is maturing.

Portfolio Holdings Disclosures

Pricing

This section includes the net market value of the securities in your account on a settlement date basis, including short positions, at the close of the statement period. The market prices, unless otherwise noted, have been obtained from independent vendor services, which we believe to be reliable. Market prices do not constitute a bid or an offer, and may differ from the actual sale price. Securities for which a price is not available are marked "N/A" and are omitted from the Total. THE AS OF PRICE DATE ONLY APPEARS WHEN THE PRICE DATE DOES NOT EQUAL THE STATEMENT DATE.

Estimated Annual Figures

The estimated annual income (EAI) and estimated annual yield (EAY) figures are estimates and for informational purposes only. These figures are not considered to be a forecast or guarantee of future results. These figures are computed using information from providers believed to be reliable; however, no assurance can be made as to the accuracy. Since interest and dividend rates are subject to change at any time, and may be affected by current and future economic, political, and business conditions, they should not be relied on for making investment, trading, or tax decisions. These figures assume that the position quantities, interest and dividend rates, and prices remain constant. A capital gain or return of principal may be included in the figures for certain securities, thereby overstating them. Refer to www.pershing.com/disclosures for specific details as to formulas used to calculate the figures. Accrued interest represents interest earned but not yet received.

Reinvestment

The dollar amount of Mutual Fund distributions, Money Market Fund dividend income, Bank Deposit interest income, or dividends for other securities shown on your statement may have been reinvested. You will not receive confirmation of these reinvestments. Upon written request to your financial institution, information pertaining to these transactions, including the time of execution and the name of the person from whom your security was purchased, may be obtained. In dividend reinvestment transactions, Pershing acts as your agent and receives payment for order flow.

Option Disclosure

Information with respect to commissions and other charges incurred in connection with the execution of option transactions has been included in confirmations previously furnished

February 1, 2020 - February 29, 2020
MEDINA CITY SCHOOLS

Portfolio Holdings Disclosures (continued)

Option Disclosure (continued)

to you. A summary of this information is available to you promptly upon your written request directed to your introducing firm. In order to assist your introducing firm in maintaining current background and financial information concerning your option accounts, please promptly advise them in writing of any material change in your investment objectives or financial situation. Expiring options which are valuable are exercised automatically pursuant to the exercise by exception procedure of the Options Clearing Corporation. Additional information regarding this procedure is available upon written request to your introducing firm.

Certificates of Deposit

Certificates of Deposit acquired through the Certificate of Deposit Account Registry Service ("CDARS") and held in your brokerage account are subject to Securities Investor Protection Corporation (SIPC) coverage. Please see additional information about SIPC under Important Information and Disclosures on this statement.

Please be advised that the secondary market for CDs is generally illiquid; the actual value of CDs may be different from their purchase price; and a significant loss of principal could result if your CDs are sold prior to maturity. In the event that the CDs listed above do not indicate a market valuation, an accurate market value could not be determined. In the event that a price is listed above for your CDs, Pershing has obtained a price from sources deemed to be reliable or has priced your CDs using a matrix formula. Prices are estimates and the actual value you may obtain for your CD may be different if you elect to sell your CD in the secondary market.

Foreign Currency Transactions

Pershing will execute foreign currency transactions as principal for your account. Pershing may automatically convert foreign currency to or from U.S. dollars for dividends and similar corporate action transactions unless you instruct your financial organization otherwise. Pershing's currency conversion rate will not exceed the highest interbank conversion rate identified from customary banking sources on the conversion date or the prior business day, increased by up to 1%, unless a particular rate is required by applicable law. Your financial organization may also increase the currency conversion rate. This conversion rate may differ from rates in effect on the date you executed a transaction, incurred a charge, or received a credit. Transactions converted by agents (such as depositories) will be billed at the rates such agents use.

Proxy Vote

Securities not fully paid for in your margin account may be lent by Pershing to itself or others in accordance with the terms outlined in the Margin Agreement. The right to vote your shares held on margin may be reduced by the amount of shares on loan. The Proxy Voting Instruction Form sent to you may reflect a smaller number of shares entitled to vote than the number of shares in your margin account.

Activity Summary (All amounts shown are in base currency)

	Credits This Period	Debits This Period	Net This Period	Credits Year-to-Date	Debits Year-to-Date	Net Year-to-Date
Securities						
Securities Bought	0.00	-496,000.00	-496,000.00	0.00	-496,000.00	-496,000.00
Total Securities	\$0.00	-\$496,000.00	-\$496,000.00	\$0.00	-\$496,000.00	-\$496,000.00
Dividends and Interest	\$26,838.86	\$0.00	\$26,838.86	\$62,218.83	-\$533.63	\$61,685.20
Distributions	\$248,000.00	\$0.00	\$248,000.00	\$496,000.00	\$0.00	\$496,000.00

Activity Summary (continued)

	Credits This Period	Debits This Period	Net This Period	Credits Year-to-Date	Debits Year-to-Date	Net Year-to-Date
Cash						
Withdrawals	0.00	-274,838.86	-274,838.86	0.00	-567,958.25	-567,958.25
Deposits	496,000.00	0.00	496,000.00	496,533.63	0.00	496,533.63
Total Cash	\$496,000.00	-\$274,838.86	\$221,161.14	\$496,533.63	-\$567,958.25	-\$71,424.62
Totals	\$770,838.86	-\$770,838.86	\$0.00	\$1,054,752.46	-\$1,064,491.88	-\$9,739.42

Transactions by Type of Activity

Process/ Settlement Date	Trade/ Transaction Date	Activity Type	Description	Quantity	Price	Accrued Interest	Amount	Currency
Securities Bought and Sold								
02/14/20	01/30/20	PURCHASED 29415LBQ3	ENVISION BK RANDOLPH MASS CTF DEP 1.650% 02/14/23 B/E DTD 02/14/20 CLB YLD 1.650 TO PAR	248,000.000	100.0000		-248,000.00	USD
02/21/20	02/13/20	PURCHASED 39120VSS4	GREAT SOUTH BK REEDS SPRINGS MO CTF DEP 1.700% 08/21/23 DTD 02/21/20 CLB YLD 1.700 TO PAR	248,000.000	100.0000		-248,000.00	USD
Total Securities Bought and Sold						\$0.00	-\$496,000.00	USD
Dividends and Interest								
02/03/20		BOND INTEREST RECEIVED 17453FCK6	248000 CITIZENS DEP BK ARLINGTON KY CTF DEP ACT/365 2.000% 10/03/24 B/E DTD 10/03/19 CLB RD 01/19 PD 02/03/20				421.26	USD
02/03/20		BOND INTEREST RECEIVED 20056QSB0	248000 COMMERCE BK GENEVA MINN CTF DEP 1.900% 09/03/24 B/E DTD 09/03/19 RD 01/31 PD 02/03/20				400.20	USD
02/03/20		BOND INTEREST RECEIVED 538036DK7	248000 LIVE OAK BKG CO WILMINGTON N C CTF DEP ACT/365 2.400% 03/09/20 B/E DTD 03/09/18 RD 01/17 PD 02/01/20				505.51	USD
02/03/20		BOND INTEREST RECEIVED 56034WAS0	248000 MAIN STR BK CORP WHEELING WV CTF DEP ACT/365 2.950% 02/01/22 B/E DTD 02/01/19 RD 01/17 PD 02/01/20				1,844.03	USD
02/03/20		BOND INTEREST RECEIVED 61747M4K4	248000 MORGAN STANLEY BK N A SALT LAKE CITY UTAH CTF DEP ACT/365 SEMI-ANNUALLY 2.750% 08/03/20 B/E DTD 08/02/18 RD 01/18 PD 02/02/20				3,438.03	USD
02/04/20		BOND INTEREST RECEIVED 56035BBN5	248000 MAIN STR BK BINGHAM FARMS MI CTF DEP ACT/365 2.900% 10/05/20 B/E DTD 10/04/18 RD 01/20 PD 02/04/20				610.83	USD
02/06/20		BOND INTEREST RECEIVED 169894AP7	248000 CHIPPEWA VY BK WINTER WIS CTF DEP ACT/365 MONTHLY 3.000% 07/06/21 B/E DTD 07/06/18 RD 01/22 PD 02/06/20				631.89	USD
02/06/20		BOND INTEREST RECEIVED 530880AL7	247000 LIBERTY NATL BK ADA OHIO CTF DEP 1.850% 12/06/23 B/E DTD 12/06/19 RD 01/22 PD 02/06/20				388.09	USD



February 1, 2020 - February 29, 2020
MEDINA CITY SCHOOLS

Transactions by Type of Activity (continued)

Process/ Settlement Date	Trade/ Transaction Date	Activity Type	Description	Quantity	Price	Accrued Interest	Amount	Currency
Dividends and Interest (continued)								
02/10/20		BOND INTEREST RECEIVED 45842PAZ4	248000 INTERAUDI BK NEW YORK NY CTF DEP ACT/365 2.000% 09/09/24 B/E DTD 09/09/19 CLB RD 01/25 PD 02/09/20				421.26	USD
02/10/20		BOND INTEREST RECEIVED 61760AS83	248000 MORGAN STANLEY PRIVATE BK NATL ASSN PUR N Y CTF DEP ACT/365 2.100% 08/09/21 B/E DTD 08/08/19 RD 01/24 PD 02/08/20				2,625.40	USD
02/11/20		BOND INTEREST RECEIVED 33742CAR8	248000 FIRST UTD BK & TRCOMPANY DURANT OK CTF DEP ACT/365 2.050% 10/11/24 B/E DTD 10/11/19 CLB RD 01/27 PD 02/11/20				431.79	USD
02/13/20		BOND INTEREST RECEIVED 139805AQ8	248000 CAPITAL BK N A ROCKVILLE MD CTF DEP ACT/365 2.600% 03/12/21 B/E DTD 03/13/19 RD 01/29 PD 02/13/20				547.64	USD
02/13/20		BOND INTEREST RECEIVED 32110YNL5	248000 FIRST NATL BK AMER EAST LANSING MICH CTF DEP 1.900% 12/13/24 B/E DTD 12/13/19 CLB RD 01/29 PD 02/13/20				400.20	USD
02/14/20		BOND INTEREST RECEIVED 05581WZ24	245000 BMO HARRIS BK NATL ASSN CHICAGO ILL CTF DEP 2.000% 08/14/24 B/E DTD 08/14/19 RD 02/13 PD 02/14/20				1,235.07	USD
02/14/20		BOND INTEREST RECEIVED 14042RMX6	248000 CAPITAL ONE NATL ASSN MCLEAN VA CTF DEP 2.050% 08/15/22 B/E DTD 08/14/19 RD 01/30 PD 02/14/20				2,562.89	USD
02/14/20		BOND INTEREST RECEIVED 939693AK3	248000 WASHINGTON SVGS BK LOWELL MA CTF DEP ACT/365 MONTHLY 2.750% 03/14/22 B/E DTD 03/14/19 CLB RD 01/30 PD 02/14/20				579.23	USD
02/18/20		BOND INTEREST RECEIVED 06051VB70	246000 BANK AMER NA CHARLOTTE NC CTF DEP ACT/365 SEMI-ANNUALLY 2.750% 08/17/20 DTD 08/15/18 RD 01/31 PD 02/15/20				3,410.30	USD
02/18/20		BOND INTEREST RECEIVED 13135NAG5	248000 CALPRIVATE BK LA JOLLA CALIF CTF DEP ACT/365 2.200% 08/16/23 B/E DTD 08/16/19 CLB RD 02/01 PD 02/16/20				463.39	USD
02/18/20		BOND INTEREST RECEIVED 334342CF7	248000 FIRST NATL BK SYRACUSE JOHNSON KANS CTF DEP 1.950% 09/18/24 B/E DTD 09/18/19 RD 02/03 PD 02/18/20				410.73	USD
02/18/20		BOND INTEREST RECEIVED 828373HL7	248000 SILVERGATE BK LA JOLLA CALIF CTF DEP 2.000% 11/15/23 B/E DTD 11/15/19 CLB RD 01/31 PD 02/15/20				421.26	USD

Transactions by Type of Activity (continued)

Process/ Settlement Date	Trade/ Transaction Date	Activity Type	Description	Quantity	Price	Accrued Interest	Amount	Currency
Dividends and Interest (continued)								
02/19/20		BOND INTEREST RECEIVED 20786ACJ2	248000 CONNECTONE BK ENGLEWOOD CLIFFS N J CTF DEP ACT/365 MONTHLY 2.800% 09/18/20 B/E DTD 09/19/18 RD 02/04 PD 02/19/20				589.76	USD
02/19/20		BOND INTEREST RECEIVED 359067CZ6	248000 FRONTIER BK ROCK RAPIDS IOWA CTF DEP ACT/365 2.100% 07/19/22 B/E DTD 07/19/19 CLB RD 02/04 PD 02/19/20				442.32	USD
02/19/20		BOND INTEREST RECEIVED 42724JEG6	248000 HERITAGE BK HOPKINSVILLE KY CTF DEP ACT/365 MONTHLY 3.000% 06/21/21 B/E DTD 06/19/18 RD 02/04 PD 02/19/20				631.89	USD
02/20/20		BOND INTEREST RECEIVED 88269AAU2	248000 TEXAS SEC BK DALLAS TEX CTF DEP 1.950% 12/20/24 B/E DTD 12/20/19 CLB RD 02/05 PD 02/20/20				410.73	USD
02/24/20		BOND INTEREST RECEIVED 29367SHX5	248000 ENTERPRISE BK & TR CLAYTON MO CTF DEP ACT/365 2.800% 06/22/20 B/E DTD 06/22/18 RD 02/07 PD 02/22/20				589.76	USD
02/24/20		BOND INTEREST RECEIVED 88241TFS4	248000 TEXAS EXCHANGE BK CROWLEY CTF DEP 2.000% 12/06/24 B/E DTD 11/22/19 CLB RD 02/07 PD 02/22/20				421.26	USD
02/27/20		BOND INTEREST RECEIVED 32065RAJ4	246000 FIRST KEYSTONE CMNTY BK BERWICK PA CTF DEP 1.950% 11/27/24 B/E DTD 11/27/19 CLB RD 02/12 PD 02/27/20				407.42	USD
02/28/20		BOND INTEREST RECEIVED 523744AU4	248000 LEA CNTY ST BK HOBBS N MEX CTF DEP 2.000% 10/28/24 B/E DTD 10/28/19 CLB RD 02/27 PD 02/28/20				421.26	USD
02/28/20		BOND INTEREST RECEIVED 58958PGK4	248000 MERIDAN BK PAOLI PA CTF DEP ACT/365 2.000% 10/30/23 B/E DTD 10/28/19 CLB RD 02/13 PD 02/28/20				421.26	USD
02/28/20		BOND INTEREST RECEIVED 63861NAK1	248000 NATIONWIDE BK COLUMBUS OHIO CTF DEP ACT/365 MONTHLY 1.850% 02/28/20 B/E DTD 11/30/17 RD 02/14 PD 02/28/20				364.53	USD
02/28/20		BOND INTEREST RECEIVED 947547JQ9	248000 WEBBANK SALT LAKE CITY UTAH CTF DEP ACT/365 MONTHLY 1.850% 03/30/20 B/E DTD 09/28/17 CLB RD 02/13 PD 02/28/20				389.67	USD
Total Dividends and Interest						\$0.00	\$26,838.86	USD
Distributions								
02/28/20		SECURITY REDEEMED 63861NAK1	NATIONWIDE BK COLUMBUS OHIO CTF DEP ACT/365 MONTHLY 1.850% 02/28/20 B/E DTD 11/30/17 ACCOUNT REDEMPTION	-248,000.000			248,000.00	USD
Total Distributions						\$0.00	\$248,000.00	USD



February 1, 2020 - February 29, 2020
MEDINA CITY SCHOOLS

Transactions by Type of Activity (continued)

Process/ Settlement Date	Trade/ Transaction Date	Activity Type	Description	Quantity	Price	Accrued Interest	Amount	Currency
Cash Withdrawals and Deposits								
02/05/20		ELECTRONIC TRANSACTION USD999997	SEND TO BANK FOR ACH ACH HUNTINGTON NATIONAL BANK				-7,219.86	USD
02/13/20		ELECTRONIC TRANSACTION USD999997	SEND TO BANK FOR ACH ACH HUNTINGTON NATIONAL BANK				-5,446.27	USD
02/14/20		ELECTRONIC DEPOSIT USD999997	RECV FR BANK FOR ACH ACH HUNTINGTON NATIONAL BANK				248,000.00	USD
02/18/20		ELECTRONIC TRANSACTION USD999997	SEND TO BANK FOR ACH ACH HUNTINGTON NATIONAL BANK				-9,082.87	USD
02/21/20		ELECTRONIC DEPOSIT USD999997	RECV FR BANK FOR ACH ACH HUNTINGTON NATIONAL BANK				248,000.00	USD
02/24/20		ELECTRONIC TRANSACTION USD999997	SEND TO BANK FOR ACH ACH HUNTINGTON NATIONAL BANK				-3,085.72	USD
02/28/20		ELECTRONIC TRANSACTION USD999997	SEND TO BANK FOR ACH ACH HUNTINGTON NATIONAL BANK				-250,004.14	USD
Total Cash Withdrawals and Deposits						\$0.00	\$221,161.14	USD
Total Value of Transactions						\$0.00	\$0.00	USD

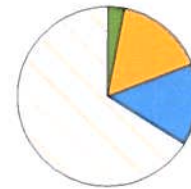
The price and quantity displayed may have been rounded.

Fixed Income Analysis

Bond Quality

Bond Quality	Market Value	% of Bond Market Value
Not Rated	15,170,130.01	100%
Total	15,170,130.01	100%

Bond Maturity Schedule



Bond Maturity	Market Value	% of Bond Market Value
Within 1 month	494,199.76	3%
1 to 6 months	2,476,764.14	16%
7 to 12 months	2,236,795.89	15%
1 to 5 years	9,962,370.22	66%
Total	15,170,130.01	100%

Percentages of bond market values are rounded to the nearest whole percentage.

Bond quality ratings reflect Moody's or Standard and Poor's ratings. Bonds may be rated by other services. Bonds that are in default are not included. Please refer to your Portfolio Holdings section.

You are 100% invested in bonds with a bond quality of Not Rated.

Called Bonds

Call Date	Security Description	Eligible Quantity	Called Quantity	Call Price	Type of Call	Redemption Proceeds
03/16/2020	WASHINGTON SVGS BK LOWELL MA CTF DEP ACT/365 MONTHLY 2.750% 03/14/22 B/E DTD 03/14/19 ACT/365	248,000.000	248,000.000	100.0000	Full	248,000.00
03/30/2020	BAR HBR BK & TR ME CTF DEP ACT/365 MONTHLY 2.700% 03/29/22 B/E DTD 03/29/19 ACT/365	248,000.000	248,000.000	100.0000	Full	248,000.00
04/24/2020	SECURITY FIRST BK LINCOLN NEB CTF DEP ACT/365 2.500% 04/25/22 B/E DTD 04/24/19 ACT/365	248,000.000	248,000.000	100.0000	Full	248,000.00

Pershing LLC receives the called bond information from several information sources which Pershing believes are reliable. Pershing does not guarantee the accuracy of the information. For callable options that are available to you please contact your Account Executive.

February 1, 2020 - February 29, 2020
MEDINA CITY SCHOOLS

Trades Not Settled

Settlement Date	Trade Date	Activity Type	Description	Quantity	Price	Accrued Interest	Settlement Amount
03/06/20	02/21/20	Buy	EAGLEBANK BETHESDA MD CTF DEP ACT/365 1.650% 03/06/23 B/E DTD 03/06/20 YLD 1.650 TO	248,000.000	100.0000	0.00	-248,000.00
03/09/20	02/28/20	Buy	LIVE OAK BKG CO WILMINGTON N C CTF DEP 1.550% 03/06/23 B/E DTD 03/06/20 YLD 1.550 TO	100,000.000	100.0000	12.74	-100,012.74
03/09/20	02/28/20	Buy	LIVE OAK BKG CO WILMINGTON N C CTF DEP ACT/365 1.600% 09/06/23 B/E DTD 03/06/20 YLD 1.600 TO	147,000.000	100.0000	19.33	-147,019.33
Total Amount of Trades Not Settled							-\$495,032.07

Messages

Although a money market mutual fund seeks to preserve the value of your investment at \$1 per share, it is possible to lose money by investing in a money market mutual fund. Shares of a money market mutual fund or the balance of a bank deposit product held in your brokerage account may be liquidated upon request with the proceeds credited to your brokerage account. Please see the money market mutual fund's prospectus or the bank deposit product's disclosure document or contact your advisor for additional information. Pursuant to SEC Rule 10b-10(b)(1) confirmations are not sent for purchases into money market mutual funds processed on the sweep platform. Pursuant to applicable regulation, account statements will be produced monthly or quarterly.

Cash Not Yet Received

Security	Record Date	Payable Date	Quantity Held	Rate	Dividend Option	Amount of Payment
Interest						
CALPRIVATE BK LA JOLLA CALIF CTF DEP ACT/365	03/01/20	03/16/20	248,000.000	0.001748	Cash	433.49
CAPITAL BK N A ROCKVILLE MD CTF DEP ACT/365	02/27/20	03/13/20	248,000.000	0.002066	Cash	512.31
CHIPPEWA VY BK WINTER WIS CTF DEP ACT/365 MONTHLY	02/20/20	03/06/20	248,000.000	0.002384	Cash	591.12
CITIZENS DEP BK ARLINGTON KY CTF DEP ACT/365	02/17/20	03/03/20	248,000.000	0.001589	Cash	394.08
FIRST NATL BK AMER EAST LANSING MICH CTF DEP	02/27/20	03/13/20	248,000.000	0.001510	Cash	374.38

Cash Not Yet Received (continued)

Security	Record Date	Payable Date	Quantity Held	Rate	Dividend Option	Amount of Payment
Interest (continued)						
FIRST UTD BK & TRCOMPANY DURANT OK CTF DEP ACT/365	02/25/20	03/11/20	248,000.000	0.001629	Cash	403.93
INTERAUDI BK NEW YORK NY CTF DEP ACT/365	02/23/20	03/09/20	248,000.000	0.001589	Cash	394.08
LIBERTY NATL BK ADA OHIO CTF DEP 1.850% 12/06/23 B/E	02/20/20	03/06/20	247,000.000	0.001470	Cash	363.06
MAIN STR BK BINGHAM FARMS MI CTF DEP ACT/365	02/18/20	03/04/20	248,000.000	0.002304	Cash	571.42
SILVERGATE BK LA JOLLA CALIF CTF DEP 2.000% 11/15/23 B/E	02/29/20	03/15/20	248,000.000	0.001589	Cash	394.08
WASHINGTON SVGS BK LOWELL MA CTF DEP ACT/365 MONTHLY	02/28/20	03/14/20	248,000.000	0.002185	Cash	541.86

Total Cash Not Yet Received

\$4,973.81

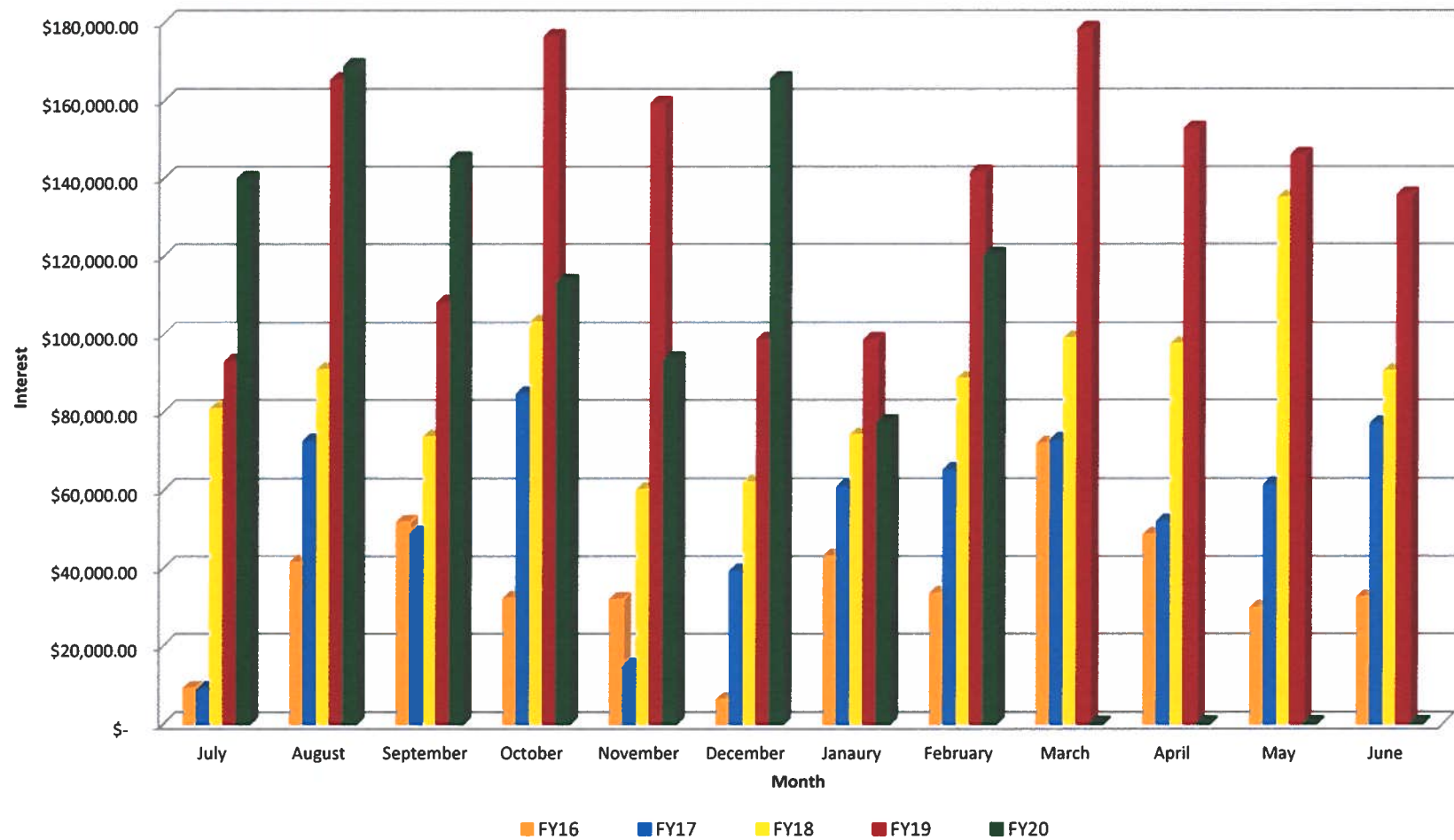
Assets shown here are not reflected in your account. This information has been received from sources we believe to be reliable. Pershing does not guarantee the accuracy of the information.

Important Information and Disclosures

The Role of Pershing

- Pershing carries your account as clearing broker pursuant to a clearing agreement with your financial institution. Pershing may accept from your financial institution without inquiry or investigation (i) orders for the purchase and sale of securities and other property and (ii) any other instructions concerning your account. Pershing is not responsible or liable for any acts or omissions of your financial institution or its employees and it does not supervise them. Pershing provides no investment advice nor does it assess the suitability of any transaction or order. Pershing acts as the agent of your financial institution and you agree that you will not hold Pershing or any person controlling or under common control with it liable for any investment losses incurred by you.
- Pershing performs several key functions at the direction of your financial institution. It acts as custodian for funds and securities you may deposit with it directly or through your financial institution or that it receives as the result of securities transactions it processes.
- Your financial institution is responsible for adherence to the securities laws, regulations and rules which apply to it regarding its own operations and the supervision of your account, its sales representatives and other personnel. Your financial institution is also responsible for approving the opening of accounts and obtaining account documents; the acceptance and, in certain instances, execution of securities orders; the assessment of the suitability of those transactions, where applicable; the rendering of investment advice, if any, to you and in general, for the ongoing relationship that it has with you.
- Inquiries concerning the positions and balances in your account may be directed to the Pershing Customer Service Department at (201) 413-3333. All other inquiries regarding your account or activity should be directed to your financial institution. Your financial organization's contact information can be found on the first page of this statement.
- For a description of other functions performed by Pershing please consult the Disclosure Statement provided to you upon the opening of your account. This notice is not meant as a definitive enumeration of every possible circumstance, but as a general disclosure. If you have any questions regarding this notice or if you would like additional copies of the Disclosure Statement, please contact your financial institution.
- Pershing is a member of the Securities Investor Protection Corporation (SIPC®). Please note that SIPC does not protect against loss due to market fluctuation. In addition to SIPC protection, Pershing provides coverage in excess of SIPC limits. For more detailed information please visit: www.pershing.com/about/strength-and-stability.
- This statement will be deemed conclusive. You are advised to report any inaccuracy or discrepancy (including unauthorized trading) promptly, but no later than ten days after receipt of this statement, to your financial organization and Pershing. Please be advised that any oral communication should be re-confirmed in writing to further protect your rights, including your rights under the Securities Investor Protection Act.
- Your financial organization's contact information can be found on the first page of this statement. Pershing's contact information is as follows: **Pershing LLC, Legal Department, One Pershing Plaza, Jersey City, New Jersey 07399; (201) 413-3330.** Errors and Omissions excepted.

Total Monthly Interest Earnings



F I N A N C I A L S U M M A R Y R E P O R T
Processing Month: February 2020
MEDINA CITY SCHOOL DISTRICT

Fnd	Scc	Description	Beginning Balance	MTD Revenues	FYTD Revenues	MTD Expenditures	FYTD Expenditures	Current Available Balance
001	0000	GENERAL FUND	37,069,600.65	20,287,357.54	57,839,832.61	5,776,472.61	53,075,293.00	41,834,140.26
002	9000	BOND RETIREMENT - NEW ELE	3,605,991.55	1,515,190.00	3,383,914.02	.00	3,603,516.74	3,386,388.83
002	9012	LOCAL SALES TAX RETIREMEN	.00	.00	1,290,750.49	.00	1,290,750.49	.00
002	9014	CONSOLIDATION - ENERGY &	.00	.00	327,806.25	.00	327,806.23	.02
003	0000	PERMANENT IMPROVEMENT FUN	125,994.61	.00	.00	.00	.00	125,994.61
003	9000	PERMANENT IMPROVEMENT FUN	13,601.14	.00	.00	.00	.00	13,601.14
003	9001	MEDINA CITY REC CENTER-PE	381,679.90	.00	103,058.84	50,073.50-	316,212.07	168,526.67
006	0000	LUNCHROOM FUND	25,153.72	255,133.81	1,673,005.28	217,042.12	1,611,555.07	86,603.93
007	9004	COLLINS SCHOLARSHIP/POST-	537.70	52.95	18,207.18	.00	.00	18,744.88
007	9110	ART TRUST - GARFIELD	10,697.53	31.00	278.48	.00	.00	10,976.01
007	9111	CHARLES STANGEL SCHOLARSH	500.00	1.43	8.01	.00	.00	508.01
007	9333	RIOS STUDENT LEADER SCHOL	27,721.50	91.52	4,676.77	.00	.00	32,398.27
007	9901	BIXLER SCHOLARSHIP FUND	125.00	.00	.00	.00	.00	125.00
008	9002	KANEHL MUSIC TRUST	27,351.83	70.98	637.52	.00	.00	27,989.35
008	9003	RICHARD HOFFMAN COLLINS M	634,861.74	.00	.00	.00	.00	634,861.74
008	9112	ELAINE BUSHMAN FUND	18,211.77	36.50	327.88	.00	.00	18,539.65
009	9000	STAR	124.35	555.10	22,532.15	.00	.00	22,656.50
009	9110	UNIFORM SUPPLIES GARFIELD	10,554.36	60.80	2,627.60	465.06	4,641.32	8,540.64
009	9120	UNIFORM SUPPLIES - CANAVA	11,649.87	10.00-	8,181.00	.00	8,302.38	11,528.49
009	9130	UNIFORM SUPPLIES - FENN	16,923.63	200.00	8,640.45	426.04	12,814.68	12,749.40
009	9140	UNIFORM SUPPLIES - HERITA	7,879.42	211.80	8,536.10	.00	7,240.54	9,174.98
009	9160	UNIFORM SUPPLIES - BLAKE	5,501.82	278.00	10,740.95	547.77	10,985.88	5,256.89
009	9170	UNIFORM SUPPLIES - RALPH	18,425.55	116.30	13,932.60	783.60	10,645.49	21,712.66
009	9180	UNIFORM SUPPLIES - ELIZA	10,990.20	143.67	9,129.58	830.53	10,590.33	9,529.45
009	9200	UNIFORM SUPPLIES - CLAGGE	41,244.63	665.50	22,220.56	1,729.91	26,363.75	37,101.44
009	9210	UNIFORM SUPPLIES - A.I. R	7,484.92	340.50	24,230.90	206.37	20,357.12	11,358.70
009	9300	UNIFORM SUPPLIES - SENIOR	6,652.06	6,402.93	125,113.52	3,269.38	50,763.08	81,002.50
009	9304	AVIATION/PHOTOGRAPHY	3.87	.00	.00	.00	.00	3.87
014	9016	MEDINA CNTY JUV DET CNTR	81,724.29	8,775.00	196,043.66	23,444.15	253,780.93	23,987.02
014	9111	CFIT FY11	5,550.01	.00	.00	.00	5,550.01	.00
014	9116	EVOLVE	319,058.86	181,630.00	801,755.01	61,099.70	676,765.68	444,048.19
016	0000	EMERGENCY LEVY	20,927,098.86	2,435,560.00	6,113,809.33	389,473.42	3,617,236.19	23,423,672.00
018	0000	PRINT SHOP	6,683.33	.00	.00	.00	.00	6,683.33
018	9000	PUBLIC SCHOOL SUPPORT - S	16.70	.00	.00	.00	.00	16.70
018	9110	PRINCIPAL'S FUND - GARFIE	32,772.64	2,114.90	3,628.05	311.07	4,828.46	31,572.23
018	9111	GARFIELD SCHOOL STORE	49.99	.00	.00	.00	.00	49.99
018	9113	GARFIELD MEDIA CENTER	835.41	.00	11.99	.00	.00	847.40
018	9120	PRINCIPAL - CANAVAN	41,489.84	274.00	4,216.20	1,761.92	3,799.89	41,906.15
018	9122	CANAVAN SCHOOL STORE	586.69	.00	.00	.00	.00	586.69
018	9123	BOOK FAIR - CANAVAN	433.42	.00	4,855.81	.00	5,210.83	78.40
018	9130	PRINCIPAL - FENN	28,308.61	153.00	5,082.75	996.82	9,165.90	24,225.46
018	9132	FENN SCHOOL STORE	1,460.83	.00	.00	.00	.00	1,460.83
018	9133	BOOK FAIR - FENN	825.96	17.00	109.40	.00	.00	935.36
018	9135	MEDINA SKI TEAM - DISTRIC	1,916.34	60.00	8,735.00	5,333.10	5,333.10	5,318.24
018	9140	PRINCIPAL'S FUND - HERITA	38,900.87	200.00	9,027.79	647.91	4,988.43	42,940.23
018	9143	HERITAGE MEDIA CENTER	4,535.23	.00	4,509.38	147.60	5,907.06	3,047.55

FINANCIAL SUMMARY REPORT
Processing Month: February 2020
MEDINA CITY SCHOOL DISTRICT

Fnd	Scc	Description	Beginning Balance	MTD Revenues	FYTD Revenues	MTD Expenditures	FYTD Expenditures	Current Available Balance
018	9160	PRINCIPAL'S FUND - H G BL	43,492.65	202.90	7,793.55	762.71	9,960.17	41,326.03
018	9161	PBIS - BLAKE	7,394.06	.00	.00	49.32	1,666.06	5,728.00
018	9163	BLAKE MEDIA CENTER	13,142.11	51.21	5,277.36	.00	5,106.05	13,313.42
018	9170	PRINCIPALS FUND - RALPH W	73,551.06	2,571.00	7,572.20	691.69	5,614.59	75,508.67
018	9171	WAITE SCHOOL STORE	50.00	.00	.00	.00	.00	50.00
018	9173	MEDIA CENTER RALPH WAITE	4,223.50	11.00	5,931.92	.00	5,090.79	5,064.63
018	9174	FIELD TRIPS RALPH WAITE E	15,209.72	.00	.00	.00	.00	15,209.72
018	9180	PRINCIPALS FUND ELIZA NOR	51,553.12	.00	3,614.75	1,243.92	7,553.25	47,614.62
018	9181	NORTHROP ELEMENTARY SCHOO	1,631.19	.00	.00	.00	.00	1,631.19
018	9183	MEDIA CENTER ELIZA NORTHR	7,013.75	.00	6,378.90	.00	4,778.84	8,613.81
018	9184	FIELD TRIPS ELIZA NORTHRO	146.00	.00	.00	.00	.00	146.00
018	9200	PRINCIPAL'S FUND - CLAGGE	78,661.94	1,129.15	10,963.07	2,569.10	16,259.77	73,365.24
018	9203	CLAGGETT M.S. MEDIA CENTE	5,491.13	60.94	3,060.03	.00	3,016.24	5,534.92
018	9210	PRINCIPAL'S FUND - ROOT M	33,051.07	533.65	14,424.12	231.04	10,311.64	37,163.55
018	9211	ROOT M.S. MEDIA CENTER	10,214.36	.00	2,745.90	.00	2,777.92	10,182.34
018	9212	ROOT M.S. - WASHINGTON TR	355.00	.00	.00	.00	.00	355.00
018	9213	SPECIAL FUNDRAISER - ROOT	.02	.00	.00	.00	.00	.02
018	9300	PRINCIPAL'S FUND - SENIOR	36,762.67	241.66	20,140.57	1,266.37	14,386.34	42,516.90
018	9301	MEDIA CENTER FUND	1,381.50	.00	.00	.00	.00	1,381.50
018	9302	SPECIAL FUNDRAISER - SENI	37,086.18	.00	.00	.00	.00	37,086.18
018	9303	PERFORMING ARTS	92,707.30	4,488.00	19,853.00	2,335.86	23,917.81	88,642.49
018	9304	BUZZ	16,759.64	1,511.56	7,386.10	844.85	7,123.66	17,022.08
018	9305	FLEXIBLE CREDIT FUND	7,834.56	.00	200.00	.00	.00	8,034.56
018	9306	FEED THE BEES	1,004.05	.00	200.00	44.11	421.36	782.69
018	9884	FACILITY RENTAL	27,476.82	7,075.00	49,605.00	.00	.00	77,081.82
018	9900	INSERVICE - CENTRAL	3,702.01	.00	.00	.00	.00	3,702.01
018	9901	PUBLIC SCHOOL SUPPORT - I	2,229.77	.00	.00	.00	508.91	1,720.86
018	9902	INSERVICE - SUPERINTENDEN	24,720.92	.00	.00	.00	13,496.40	11,224.52
018	9903	BOARD/STUDENT DEVELOPMENT	2,800.00	.00	.00	.00	.00	2,800.00
018	9904	WELLNESS FUND	502.00	.00	.00	.00	.00	502.00
018	9905	PUBLIC SCHOOL SUPPORT/STU	51,248.39	.00	8,000.00	.00	.00	59,248.39
018	9906	COMMUNICATIONS - PUBLIC S	315.27	.00	1,418.00	.00	1,460.37	272.90
018	9907	STEAM - SUMMER ENRICHMENT	7,777.17	.00	1,891.75	.00	7,193.52	2,475.40
018	9910	MAINTENANCE DEPARTMENT	3,902.36	.00	.00	.00	.00	3,902.36
018	9914	END OF YEAR	7.13	.00	.00	.00	.00	7.13
018	9915	BIKE TO SCHOOL	53.00	.00	250.00	.00	.00	303.00
018	9916	SPIRIT NIGHT	2,127.48	.00	2,000.00	.00	2,194.50	1,932.98
018	9918	FAMILY FIRST	.00	11.00	11.00	.00	.00	11.00
018	9919	STUDENT ART SHOW	221.53	.00	38.37	252.56	512.46	252.56-
018	9920	TRSP FUND	2,384.81	.00	312.00	210.76	255.76	2,441.05
018	9930	Resource Connection	1,500.00	.00	.00	.00	.00	1,500.00
019	9000	ADAMH GRANT	504.00	.00	6,000.00	690.00	4,393.00	2,111.00
019	9001	ADAMH HOPE GRANT	.00	.00	17,000.00	.00	17,000.00	.00
019	9018	LOWE'S LIGHT UP GARFIELD	48.08	.00	.00	.00	.00	48.08
019	9020	RIF PROGRAM GRANT - NORTH	400.73	.00	.00	.00	.00	400.73
019	9021	JENNINGS - BLAKE - BRYNIA	.82	.00	.00	.00	.00	.82

FINANCIAL SUMMARY REPORT
Processing Month: February 2020
MEDINA CITY SCHOOL DISTRICT

Fnd	Scc	Description	Beginning Balance	MTD Revenues	FYTD Revenues	MTD Expenditures	FYTD Expenditures	Current Available Balance
019	9023	PUBLIC EDUCATION LEADERSH	.01	.00	.00	.00	.00	.01
019	9029	MARTHA HOLDEN JENNINGS GR	6.82	.00	.00	.00	.00	6.82
019	9030	PERFORMANCE BASED ASSESSM	79.76	.00	.00	.00	.00	79.76
019	9031	PBA FY11	256.96	.00	.00	.00	.00	256.96
019	9113	ACS-HACH CHEMISTRY GRANT	96.34	.00	.00	.00	.00	96.34
019	9180	PPG INNOVATIVE CLASSROOM	15.31	.00	.00	.00	.00	15.31
019	9181	FIRST ENERGY GRANT	.16	.00	.00	.00	.00	.16
019	9213	VIDEO CLUB GRANT - MHS	2.82	.00	.00	.00	.00	2.82
019	9313	JENNINGS - NORTHROP - MIL	13.86	.00	.00	.00	.00	13.86
019	9413	3M AND OTHER GRANT	152.03	.00	.00	.00	.00	152.03
019	9513	NEA STUDENT ACHIEVEMENT G	191.88	.00	.00	.00	.00	191.88
019	9715	FUEL UP - BLAKE	23.82	.00	.00	.00	.00	23.82
019	9920	MARTHA HOLDEN JENNINGS SU	.00	.00	1,000.00	.00	.00	1,000.00
020	9001	TRANSPORTATION ENTERPRISE	76,186.08	.00	10,443.45	1,222.41	4,018.56	82,610.97
022	9000	Unclaimed funds	36,045.95	1,767.95	1,767.95	1,759.56	1,759.56	36,054.34
022	9093	DIVERSION PROGRAM FED MON	1,000.00	.00	.00	.00	.00	1,000.00
022	9094	DIVERSION PROGRAM - FED.	1,000.00	.00	.00	.00	.00	1,000.00
022	9300	OH HIGH SCHOOL ATH ASSOC	1,874.53	5,333.00	27,914.65	.00	22,823.56	6,965.62
024	9001	MEDICAL AND DRUG/SELF INS	7,125,787.05	755,889.71	5,968,097.75	803,051.51	6,421,996.01	6,671,888.79
024	9002	DENTAL SELF INSURANCE FUN	354,382.97	56,981.57	455,192.06	58,843.47	385,146.00	424,429.03
024	9094	FLEX PRO	63,543.51	24,368.80	133,861.72	20,554.70	154,978.69	42,426.54
027	0000	WORKMANS COMP.-SELF INS	80,731.98	20,192.87	323,095.75	67,143.77	138,593.83	265,233.90
071	9013	LOCAL SALES TAX PERMANENT	3,195,842.70	.00	2,491,638.72	115,936.82	2,417,310.55	3,270,170.87
200	9110	GARFIELD STUDENT COUNCIL/	654.60	1.80	16.68	.00	35.47	635.81
200	9121	ELLA CANAVAN STUDENT COUN	1,198.30	3.77	244.32	.00	107.41	1,335.21
200	9134	FENN STUDENT BUSINESS	9.02	.03	.24	.00	.00	9.26
200	9140	STUDENT COUNCIL - HERITAG	157.02	.46	4.10	.00	.00	161.12
200	9184	NORTHROP ELEMENTARY STUDE	50.25	.15	1.31	.00	.00	51.56
200	9185	K-KIDS KIWANIS ACTIVITY C	8,353.95	27.01	1,406.51	.00	197.50	9,562.96
200	9202	CLAGGETT MIDDLE SCH. STUD	749.45	2.03	2,647.38	.00	2,679.79	717.04
200	9204	CLAGGETT MIDDLE SCHOOL CH	504.60	1.46	13.14	.00	.00	517.74
200	9205	CLAGGETT MIDDLE SCH. BUIL	2,573.95	8.87	594.65	.00	29.55	3,139.05
200	9209	CLAGGETT MIDDLE SCHOOL DR	22,959.08	58.25	582.66	2,067.92	2,921.72	20,620.02
200	9252	CHEERLEADERS - ROOT M.S.	43.08	.12	1.12	.00	.00	44.20
200	9253	BUILDERS' CLUB - ROOT M.S	4,570.11	38.97	144.25	79.20	121.65	4,592.71
200	9254	HONORS ACADEMY - ROOT	4,561.18	11.13	626.69	.00	1,247.57	3,940.30
200	9256	DRAMA CLUB - ROOT M.S.	5,808.27	2,314.99	2,733.07	.00	756.06	7,785.28
200	9258	STUDENT COUNCIL - ROOT M.	3,352.15	1,772.34	2,227.42	829.58	1,034.16	4,545.41
200	9301	YOUNG AMERICANS FOR FREED	51.20	.15	1.34	.00	.00	52.54
200	9302	ART CLUB	192.04	1.71	411.77	.00	.00	603.81
200	9303	CULTURAL EXPLORATION	189.25	.55	4.93	.00	.00	194.18
200	9304	CAREER ASSOCIATION	.37	.00	.00	.00	.00	.37
200	9305	CHEMCLUB	1,512.02	4.38	39.36	.00	.00	1,551.38
200	9307	CHOIR	43,795.64	547.00	9,549.87	3,625.90	16,882.59	36,462.92
200	9309	IMPROV CLUB	287.15	276.61	283.26	.00	.00	570.41
200	9310	DELTA EPSILON PHI - NAT'L	.45	.00	.00	.00	.00	.45

FINANCIAL SUMMARY REPORT
Processing Month: February 2020
MEDINA CITY SCHOOL DISTRICT

Fnd	Scc	Description	Beginning Balance	MTD Revenues	FYTD Revenues	MTD Expenditures	FYTD Expenditures	Current Available Balance
200	9312	DRAMA CLUB	32,744.35	282.91	7,765.17	363.29	5,493.42	35,016.10
200	9314	MEDINA OUTDOORS CLUB	151.61	.61	191.78	90.42	125.82	217.57
200	9315	FELLOWSHIP OF CHRISTIAN A	1.65	.94	331.37	.00	.00	333.02
200	9318	GIRLS LEADERSHIP CLUB	6,206.33	19.65	1,355.45	106.96	604.96	6,956.82
200	9321	KEY CLUB	48,211.56	10,756.05	14,478.70	1,419.26	2,209.66	60,480.60
200	9323	MEDINAMITE	1,554.12	5.44	690.71	.00	320.17	1,924.66
200	9324	MEDINIAN	39,857.54	932.44	18,833.06	.00	6,494.63	52,195.97
200	9325	MHS BAND	18,625.42	2,511.35	12,069.05	2,128.22	18,535.23	12,159.24
200	9326	NATIONAL HONOR SOCIETY	11,398.02	32.91	296.25	.00	42.43	11,651.84
200	9327	ORCHESTRA	28,825.40	87.63	2,197.79	.00	.00	31,023.19
200	9330	SCIENCE OLYMPIAD CLUB	2,038.78	3.17	1,319.69	428.74	2,234.95	1,123.52
200	9331	SKI CLUB	3.09	.01	.07	.00	.00	3.16
200	9332	SPANISH CLUB	11,811.28	30.58	3,530.08	1,610.18	4,515.64	10,825.72
200	9333	STUDENT COUNCIL	28,707.92	152.76	25,625.55	354.22	25,388.44	28,945.03
200	9335	LATIN CLUB	1,966.00	9.57	6,523.04	2,562.50	5,100.50	3,388.54
200	9337	AMERICAN SIGN LANGUAGE CL	235.50	5.84	61.98	.00	.00	297.48
200	9339	SPEECH/DEBATE CLUB	19,883.43	66.54	18,129.28	425.00	17,996.22	20,016.49
200	9340	STUDENT'S H.O.P.E.	1,865.34	63.11	626.09	.00	329.11	2,162.32
200	9346	PENGUIN BOWL/NOSB	211.89	.33	256.23	.00	350.00	118.12
200	9350	TECHNOLOGY CLUB	632.83	41.19	1,431.96	481.24	1,643.06	421.73
200	9352	VIDEO CLUB - SR HI	7,672.76	17.75	1,842.76	50.00	3,232.30	6,283.22
200	9353	CHINESE CLUB	961.43	2.79	25.04	.00	.00	986.47
200	9355	GENDER AND SEXUALITY ALLI	1,095.96	2.66	66.57	.00	219.14	943.39
200	9380	V O F T	17,711.12	90.95	3,500.35	.00	2,500.00	18,711.47
200	9419	CLASS OF 2019	3,253.33	.00	72.46	.00	1,005.78	2,320.01
200	9420	CLASS OF 2020	11,497.68	31.46	2,677.78	71.11	3,036.49	11,138.97
200	9421	CLASS OF 2021	3,421.61	.00	919.15	8,434.95	9,263.22	4,922.46-
200	9422	CLASS OF 2022	1,674.16	10.32	3,779.74	.00	1,800.00	3,653.90
200	9423	CLASS OF 2023	.00	4.82	3,505.53	.00	1,800.00	1,705.53
200	9999	GENERIC STUDENT ACTIV. FD	.01	.00	.00	.00	.00	.01
300	0000	ATHLETIC FUND	170,034.16	14,929.45	253,241.90	34,027.28	253,434.37	169,841.69
300	9110	GARFIELD FIELD TRIPS	366.34	.00	4,875.00	.00	938.96-	6,180.30
300	9120	CANAVAN FIELD TRIP	915.00	.00	4,708.00	.00	5,931.90	308.90-
300	9121	WORLD WATCHER'S CLUB	7,362.04	.00	.00	.00	.00	7,362.04
300	9130	FENN FIELD TRIPS	237.09	.00	5,788.00	123.50	6,269.37	244.28-
300	9140	HERITAGE FIELD TRIPS	479.21	.00	4,314.50	.00	4,705.00	88.71
300	9160	BLAKE FIELD TRIPS	785.58	1,970.00	3,825.00	.00	1,147.00	3,463.58
300	9170	WAITE FIELD TRIPS	.00	.00	9,218.87	.00	7,776.70	1,442.17
300	9180	NORTHROP FIELD TRIPS	1,500.00	.00	9,081.58	.00	9,213.73	1,367.85
300	9201	CLAGGETT MIDDLE SCH. BAND	26,251.65	.00	12,817.00	.00	8,447.89	30,620.76
300	9202	CLAGGETT MIDDLE SCH. ORCH	258.00	.00	.00	.00	.00	258.00
300	9203	CLAGGETT MIDDLE SCHOOL LI	370.00	.00	.00	.00	.00	370.00
300	9204	CLAGGETT M.S. CHOIR FUND	634.10	.00	.00	.00	.00	634.10
300	9208	CLAGGETT - 6TH GRADE TRIP	20,913.82	.00	83,754.30	.00	103,788.00	880.12
300	9250	ROOT M.S. BAND FUND	17,149.72	.00	12,888.00	715.44	15,229.35	14,808.37
300	9251	ROOT M.S. ORCHESTRA FUND	1,246.65	.00	.00	.00	.00	1,246.65

F I N A N C I A L S U M M A R Y R E P O R T
Processing Month: February 2020
MEDINA CITY SCHOOL DISTRICT

Fnd	Scc	Description	Beginning Balance	MTD Revenues	FYTD Revenues	MTD Expenditures	FYTD Expenditures	Current Available Balance
300	9252	ROOT M.S. CHOIR FUND	3,270.15	.00	.00	.00	.00	3,270.15
300	9253	ROOT M.S. BEEHIVE	1,060.80	125.25	693.40	82.39	253.55	1,500.65
300	9258	ROOT - DISTRICT SUPERVISE	119,680.13	1,431.00	4,768.00	.00	123,722.60	725.53
300	9301	BOWLING CLUB	.00	.00	3,750.00	.00	.00	3,750.00
300	9302	MENS VOLLEYBALL	7,993.06	.00	.00	.00	573.00-	8,566.06
300	9303	HUDDLE/SHUDDLE	2,185.20	.00	1,650.00	173.87	673.69	3,161.51
300	9304	LINK CREW	3,212.64	.00	868.00	29.96	1,201.19	2,879.45
300	9313	MUSICAL	6,979.31	.00	12,850.00	.00	5,898.58	13,930.73
300	9325	MHS BAND TRIP	7,171.20	.00	.00	.00	.00	7,171.20
300	9334	BEEHIVE CAFE	20,072.08	1,075.70	9,214.89	1,113.62	9,175.99	20,110.98
300	9390	GLOBAL TRIPS	.00	1,124.00	1,306.00	.00	.00	1,306.00
300	9410	SPARKLE CHEERLEADING	2,577.99	.00	900.00	904.40	1,464.70	2,013.29
401	9010	AUXILIARY FUNDS/ST FRANCI	.00	186,331.09	376,819.43	30,606.83	173,387.86	203,431.57
401	9017	AUXILIARY FUNDS/ST FRANCI	37.41	.00	.00	.00	.00	37.41
401	9019	AUXILIARY FUNDS/ST FRANCI	78,595.95	.00	187.16	.00	78,783.11	.00
401	9020	AUX FUNDS NURTURY	.00	7,645.39	14,891.31	.00	1,209.00	13,682.31
401	9027	AUX FUNDS NURTURY	72.90	.00	.00	.00	.00	72.90
401	9030	AUX FUNDS MCA	.00	95,846.83	190,518.21	4,721.82	120,951.56	69,566.65
401	9039	AUX FUNDS MCA	18,511.09	.00	24.66	.00	18,535.75	.00
401	9040	AUX FUNDS KIDS COUNTRY	.00	3,059.99-	.00	.00	.00	.00
401	9049	AUX FUNDS KIDS COUNTRY	10,268.70	.00	28.80	.00	10,297.50	.00
401	9066	SM WONDERS	1,644.12	.00	.00	.00	.00	1,644.12
432	9097	MANAGE. INFO. SYS. FUND	.80	.00	.00	.00	.00	.80
450	9008	SCHOOLNET PLUS FY2008: GR	1.00	.00	.00	.00	.00	1.00
451	9010	CONNECTIVITY	.00	.00	9,900.00	.00	.00	9,900.00
451	9013	CONNECTIVITY 2013	800.00	.00	.00	.00	.00	800.00
451	9018	CONNECTIVITY FY18	564.00	.00	.00	.00	.00	564.00
451	9019	CONNECTIVITY	19,800.00	.00	.00	.00	19,680.00	120.00
452	9008	SCHOOLNET PROFESSIONAL DE	66.15	.00	.00	.00	.00	66.15
467	9020	FOUNDATION - STUDENT WELL	.00	.00	192,581.42	.00	.00	192,581.42
499	9012	INTERN PSYCH FY12	45.81	.00	.00	.00	.00	45.81
499	9013	INTERN PSYCH FY13	39.97	.00	.00	.00	.00	39.97
499	9019	SCHOOL SAFETY	37,148.75	.00	29,679.80	.00	37,148.75	29,679.80
499	9024	LOCAL GOVERNMENT INNOVATI	7,750.00	.00	.00	.00	.00	7,750.00
499	9039	INTERN PSYCHOLOGIST GRANT	2.20	.00	.00	.00	.00	2.20
499	9112	E-TECH BLENDED LEARNING G	321.71	.00	.00	.00	.00	321.71
506	9014	RESIDENT EDUCATOR GRANT	950.00	.00	.00	.00	.00	950.00
516	9015	TITLE VI-B	2,690.82	.00	.00	.00	.00	2,690.82
516	9016	TITLE VI-B	229.90	.00	.00	.00	.00	229.90
516	9019	TITLE VI-B	6,410.04	.00	272,672.29	.00	279,082.33	.00
516	9020	TITLE VI-B	.00	.00	408,803.78	122,556.65	810,006.43	401,202.65-
572	9019	TITLE I	302.23	.00	111,350.41	.00	111,652.64	.00
572	9020	TITLE I	.00	.00	135,394.82	45,990.01	289,447.03	154,052.21-
572	9116	TITLE I-D	2.83	.00	.00	.00	.00	2.83
572	9119	TITLE I-D	9,526.19	.00	25,402.15	.00	34,928.34	.00
572	9120	TITLE I-D	.00	.00	8,438.72	1,361.31	14,889.44	6,450.72-

Date: 3/05/20

F I N A N C I A L S U M M A R Y R E P O R T
Processing Month: February 2020
MEDINA CITY SCHOOL DISTRICT

Page: 6
(FINSUM)

Fnd	Scs	Description	Beginning Balance	MTD Revenues	FYTD Revenues	MTD Expenditures	FYTD Expenditures	Current Available Balance
587	9019	PRESCHOOL	131.48	.00	5,249.61	.00	5,381.09	.00
587	9020	PRESCHOOL	.00	.00	12,329.85	3,875.14	25,957.82	13,627.97-
587	9120	6B RESTORATION - PRESCHOO	.00	.00	.00	224.90	981.25	981.25-
590	9019	TITLE II-A	41,141.13	.00	35,071.94	.00	76,213.07	.00
590	9020	TITLE II-A	.00	.00	31,070.69	5,128.66	55,691.08	24,620.39-
599	9019	TITLE IV-A STUDENT SUPPOR	15,509.72	.00	10,277.28	.00	25,787.00	.00
599	9020	TITLE IV-A STUDENT SUPPOR	.00	.00	7,759.37	1,681.44	13,041.42	5,282.05-
		Grand Total All Funds	76,258,648.68	25,905,789.48	84137,853.64	7,793,066.02	77592,249.58	82804,252.74
		Total Invested Funds	.00					

Date: 3/05/2020

C H E C K R E G I S T E R
Processing Month: February 2020
MEDINA CITY SCHOOL DISTRICT

Page: 1
(CHKREG)

Check#	Check Date	Org Sta	Vendor Paid	Check Amount	Status Date
008977	02/07/2020	M/M	MEMO-CAPITAL ONE	11,748.02	
008978	02/03/2020	M/M	MEMO - U.S. BANK PURCHASE CARD	1,782.91	
008979	02/03/2020	M/M	MEMO - MEDICAL MUTUAL	82,146.90	
008980	02/04/2020	M/M	MEMO - MEDICAL MUTUAL	100,344.10	
008981	02/11/2020	M/M	MEMO - MEDICAL MUTUAL	204,739.62	
008982	02/06/2020	M/M	GORDON FOOD SERVICE	6,565.25	
008983	02/06/2020	M/M	GORDON FOOD SERVICE	39.46	
008984	02/18/2020	M/M	MEMO - MEDICAL MUTUAL	169,150.26	
008985	02/14/2020	M/M	MEMO MET LIFE INSURANCE	3,581.90	
008986	02/18/2020	M/M	ARBITERSPORTS, LLC	15,000.00	
008987	02/14/2020	M/M	MEMO MET LIFE INSURANCE	4,922.66	
008988	02/14/2020	M/M	OHIO DEPT OF ED - MEMO CK	99,170.75	
008989	02/13/2020	M/M	GORDON FOOD SERVICE	5,004.53	
008990	02/13/2020	M/M	GORDON FOOD SERVICE	117.75	
008991	02/14/2020	M/M	MEMO --S T R S	82,745.66	
008992	02/14/2020	M/M	MEMO --S E R S	4,204.24	
008993	02/14/2020	M/M	MEMO -MEDINA CITY SCHOOLS	329,887.57	
008994	02/14/2020	M/M	MEMO - HUNTINGTON NAT'L BANK	29,948.72	
008995	02/14/2020	M/M	MEMO - BUREAU WORK COMP	10,086.37	
008996	02/25/2020	M/M	MEMO - MEDICAL MUTUAL	246,670.63	
008997	02/21/2020	M/M	GORDON FOOD SERVICE	4,964.87	
008998	02/21/2020	M/M	GORDON FOOD SERVICE	173.46	
008999	02/28/2020	M/M	MEMO --S T R S	82,633.33	
009000	02/28/2020	M/M	MEMO --S E R S	4,204.24	
009001	02/28/2020	M/M	MEMO -MEDINA CITY SCHOOLS	328,324.38	
009002	02/28/2020	M/M	MEMO - HUNTINGTON NAT'L BANK	30,033.19	
009003	02/28/2020	M/M	MEMO - BUREAU WORK COMP	10,106.50	
009004	02/25/2020	M/M	SYSCO CLEVELAND INC	43,809.83	
009005	02/25/2020	M/M	SYSCO CLEVELAND INC	1,426.78	
009006	02/27/2020	M/M	GORDON FOOD SERVICE	5,424.54	
009007	02/27/2020	M/M	GORDON FOOD SERVICE	45.17	
009008	02/28/2020	M/M	MEMO - P & A ADMINISTRATIVE	20,072.00	
009009	02/28/2020	M/M	MEMO MET LIFE INSURANCE	55,261.57	
009010	02/28/2020	M/M	MEMO - BUREAU WORK COMP	19,425.77	
009011	02/28/2020	M/M	OHIO DEPT OF ED - MEMO CK	89,540.61	
009012	02/28/2020	M/M	STRS	489,614.00	
009013	02/28/2020	M/M	SERS - MEMO	126,408.00	
631953	02/07/2020	W/R	ACHIEVEMENT ADVANTAGE	2,275.00	02/19/2020
631954	02/07/2020	W/R	ADLER TEAM SPORTS	1,785.00	02/13/2020
631955	02/07/2020	W/R	ADVANCE AUTO PARTS	191.39	02/28/2020
631956	02/07/2020	W/R	AIR RITE INC	99.00	02/28/2020
631957	02/07/2020	W/R	ALLIED 100 LLC	180.00	02/11/2020
631958	02/07/2020	W/R	AMAZON.COM	1,633.26	02/24/2020
631959	02/07/2020	W/R	ANGELA NUCKOLS	105.00	02/11/2020
631960	02/07/2020	W/R	ANGIE SELLARS	126.38	02/11/2020
631961	02/07/2020	W/R	ANTHONY BELSITO	270.00	02/11/2020
631962	02/07/2020	W/R	APOLLO PEST CONTROL COMPANY	628.00	02/12/2020
631963	02/07/2020	W/R	APPLIED MSS	589.20	02/11/2020
631964	02/07/2020	W/R	ARMSTRONG	588.14	02/28/2020
631965	02/07/2020	W/R	ARMSTRONG CABLE	59.95	02/28/2020
631966	02/07/2020	W/R	BARNES & NOBLE EDUCATION, INC	147.50	02/28/2020
631967	02/07/2020	W/R	BARNES & NOBLE BOOKSELLERS	153.27	02/11/2020

Date: 3/05/2020

C H E C K R E G I S T E R
Processing Month: February 2020
MEDINA CITY SCHOOL DISTRICT

Page: 2
(CHKREG)

Check#	Check Date	Org Sta	Vendor Paid	Check Amount	Status Date
631968	02/07/2020	W/R	BELLEFAIRE JEWISH CHILDREN'S	3,426.93	02/28/2020
631969	02/07/2020	W/R	BLICK ART MATERIALS LLC	1,002.53	02/11/2020
631970	02/07/2020	W/R	BOB ROGERS TRAVEL	2,110.00	02/12/2020
631971	02/07/2020	W/R	DAIRYMENS	1,650.45	02/28/2020
631972	02/07/2020	W/R	BRADFORD SCOTT QUADE	265.00	02/11/2020
631973	02/07/2020	W/R	BRODART CO	61.97	02/28/2020
631974	02/07/2020	W/R	BUEHLER'S MARKETS	1,251.20	02/11/2020
631975	02/07/2020	W/R	BUZZARD TOOLS LLC	276.98	02/24/2020
631976	02/07/2020	W/R	CARDINAL BUS SALES & SERV INC	585.88	02/28/2020
631977	02/07/2020	W/R	CAROLINA BIOLOGICAL SUPPLY CO.	172.24	02/11/2020
631978	02/07/2020	W/R	DOMINIC'S PIZZA	106.96	02/11/2020
631979	02/07/2020	W/R	CFL VENDING MACHINE REPAIR LLC	37.50	02/18/2020
631980	02/07/2020	W/R	CINTAS CORPORATION	243.29	02/12/2020
631981	02/07/2020	W/R	CITY OF MEDINA	11,707.21	02/28/2020
631982	02/07/2020	W/R	CITY OF MEDINA	12,826.28	02/28/2020
631983	02/07/2020	W/R	COLUMBIA GAS OF OHIO, INC	52.76	02/18/2020
631984	02/07/2020	W/R	COSTCO WHOLESALE CORP	8,393.00	02/18/2020
631985	02/07/2020	W/R	CRISIS PREVENTON INST, INC.	3,450.00	02/12/2020
631986	02/07/2020	W/R	CRANDALL COMPANY, INC	15.60	02/14/2020
631987	02/07/2020	W/R	DAMON INDUSTRIES INC	584.42	02/28/2020
631988	02/07/2020	W/R	DYSLEXIA COACH OF NJ LLC	845.00	02/28/2020
631989	02/07/2020	W/R	EDUCATIONAL FUNDING GROUP, INC	1,676.52	02/18/2020
631990	02/07/2020	W/R	ESC OF MEDINA COUNTY	111.12	02/13/2020
631991	02/07/2020	W/R	GEPPETTO'S	72.00	02/12/2020
631992	02/07/2020	W/R	GIONINO'S PIZZERIA	99.50	02/18/2020
631993	02/07/2020	W/R	GOODWILL INDUSTRIES AKRON INC	3,617.25	02/10/2020
631994	02/07/2020	W/R	GRAINGER SUPPLY CO	192.40	02/11/2020
631995	02/07/2020	W/R	HARPLEY CS LLC	900.00	02/10/2020
631996	02/07/2020	W/R	HERSHEY CREAMERY CO	242.52	02/13/2020
631997	02/07/2020	W/R	JENNIFER ENGLER	267.35	02/11/2020
631998	02/07/2020	W/R	MEDINA COUNTY TREASURER	638.32	02/11/2020
631999	02/07/2020	W/R	JOSHEN PAPER & PACKAGING	928.27	02/28/2020
632000	02/07/2020	W/R	JULIE WILLIAMS	2,963.13	02/25/2020
632001	02/07/2020	W/R	JW PEPPER & SON, INC.	196.24	02/12/2020
632002	02/07/2020	W/R	KATIE SHAFFER	18.45	02/11/2020
632003	02/07/2020	W/R	KIDS FOR PEACE, INC.	132.00	02/28/2020
632004	02/07/2020	W/R	LAKESHORE LEARNING MATERIALS	97.65	02/28/2020
632005	02/07/2020	W/R	LAURA WYATT	23.81	02/11/2020
632006	02/07/2020	W/R	LISA WEHRLEY	50.35	02/13/2020
632007	02/07/2020	W/R	LORI S KELLY	2,379.00	02/11/2020
632008	02/07/2020	W/R	MACKIN EDUCATIONAL RESOURCES	1,264.63	02/11/2020
632009	02/07/2020	W/R	MAGICAL THEATRE COMPANY	1,100.00	02/27/2020
632010	02/07/2020	W/R	MARION D LEONARD	550.00	02/11/2020
632011	02/07/2020	W/R	MARS ELECTRIC CO.	29.95	02/28/2020
632012	02/07/2020	W/R	MARTIN PUBLIC SEATING	494.07	02/28/2020
632013	02/07/2020	W/R	MCMASTER-CARR	638.80	02/28/2020
632014	02/07/2020	W/R	MCS FOOD SERVICE DEPT.	318.09	02/28/2020
632015	02/07/2020	W/R	MEDCO SUPPLY, MASUNE & SURG	37.36	02/12/2020
632016	02/07/2020	W/R	MEDINA CITY SCHOOLS	66,464.58	02/28/2020
632017	02/07/2020	W/R	MEDINA COUNTY BOARD OF	3,642.07	02/11/2020
632018	02/07/2020	W/R	MEDINA COUNTY SANITARY	13,319.42	02/11/2020
632019	02/07/2020	W/R	MEDINIAN	40.00	02/19/2020

Date: 3/05/2020

C H E C K R E G I S T E R
Processing Month: February 2020
MEDINA CITY SCHOOL DISTRICT

Page: 3
(CHKREG)

Check#	Check Date	Org Sta	Vendor Paid	Check Amount	Status Date
632020	02/07/2020	W/R	MELISSA ALICE COTTAGE	344.25	02/11/2020
632021	02/07/2020	W/R	MICHAEL GORFIDO	218.00	02/11/2020
632022	02/07/2020	W/R	MNJ TECHNOLOGIES DIRECT INC	31,830.15	02/11/2020
632023	02/07/2020	W/R	MORGAN AMEND	1,744.75	02/14/2020
632024	02/07/2020	W/R	MUSIC IS ELEMENTARY	210.38	02/28/2020
632025	02/07/2020	W/R	MUSIC THERAPY ENRICHMENT	786.00	02/11/2020
632026	02/07/2020	W/R	NICKLES BAKERY	302.83	02/11/2020
632027	02/07/2020	W/R	NICOLLE VARNEY	33.58	02/11/2020
632028	02/07/2020	W/R	NSPRA	285.00	02/14/2020
632029	02/07/2020	W/R	ORLO AUTO PARTS INC	401.22	02/28/2020
632030	02/07/2020	W/R	ORMACO	1,000.00	02/11/2020
632031	02/07/2020	W/R	PITNEY BOWES GLOBAL FINANCIAL	1,335.71	02/12/2020
632032	02/07/2020	W/R	POINT SPRING & DRIVESHAFT CO	743.51	02/11/2020
632033	02/07/2020	W/R	POSITIVE PROMOTIONS, INC	381.22	02/18/2020
632034	02/07/2020	W/R	QUILL CORPORATION	7.88	02/14/2020
632035	02/07/2020	W/R	REALLY GOOD STUFF LLC	183.04	02/11/2020
632036	02/07/2020	W/R	REBECCA GIBSON	155.29	02/11/2020
632037	02/07/2020	W/R	REINHARDT SUPPLY COMPANY	1,419.50	02/13/2020
632038	02/07/2020	W/R	RESOURCES FOR EDUCATORS	249.00	02/13/2020
632039	02/07/2020	W/R	RIVERSIDE INSIGHTS	434.65	02/11/2020
632040	02/07/2020	W/R	ROJEN COMPANY	158.75	02/11/2020
632041	02/07/2020	W/R	THE TEACHER STORE	106.26	02/13/2020
632042	02/07/2020	W/R	SCHOOL SPECIALTY, INC	497.70	02/28/2020
632043	02/07/2020	W/R	SHELLEY MACK	512.00	02/11/2020
632044	02/07/2020	W/R	SHERWIN WILLIAMS COMPANY	124.56	02/11/2020
632045	02/07/2020	W/R	SMETZER'S TIRE CENTER, INC.	48.00	02/28/2020
632046	02/07/2020	W/R	PHONAK LLC	1,554.99	02/12/2020
632047	02/07/2020	W/R	STACY M FARRENHOLZ	365.00	02/11/2020
632048	02/07/2020	W/R	STAPLES INC	258.83	02/14/2020
632049	02/07/2020	W/R	STEVEN MISHLER	98.00	02/11/2020
632050	02/07/2020	W/R	SUMMIT COUNTY ESC	1,740.00	02/28/2020
632051	02/07/2020	W/R	TALBERT'S COMMERCIAL PRODUCTS	1,750.43	02/11/2020
632052	02/07/2020	W/R	TALLMADGE HIGH SCHOOL	200.00	02/19/2020
632053	02/07/2020	W/R	TECHNOLOGY ENGINEERING	30,368.02	02/10/2020
632054	02/07/2020	W/R	UNITY SCHOOL BUS PARTS	112.96	02/12/2020
632055	02/07/2020	W/R	VARSITY SPIRIT FASHIONS	904.40	02/11/2020
632056	02/07/2020	W/R	VOYAGER SOPRIS LEARNING, INC	118.00	02/12/2020
632057	02/07/2020	W/R	W T COX SUBSCRIPTIONS INC	1,449.81	02/28/2020
632058	02/07/2020	W/R	WENDY SHUBROWSKY	43.70	02/11/2020
632059	02/07/2020	W/R	WOLFF BROS. SUPPLY, INC.	1,571.15	02/28/2020
632060	02/07/2020	B/B	KIMBERLY PATTON	125.00	
632061	02/07/2020	B/B	KRISTINA LITTLES	1.00	
632062	02/07/2020	B/B	JOHN HOVORKA	2.00	
632063	02/12/2020	W/R	ROWAN MCDONALD	1,500.00	02/12/2020
632064	02/20/2020	W/R	A & A HYDRAULIC REPAIR	559.38	02/24/2020
632065	02/20/2020	W/R	ABC THERAPY, LTD	14,711.94	02/21/2020
632066	02/20/2020	W/R	ADLER TEAM SPORTS	2,935.08	02/26/2020
632067	02/20/2020	W/R	ADVANCE AUTO PARTS	320.90	02/24/2020
632068	02/20/2020	W/R	AG-PRO OHIO, LLC	340.02	02/26/2020
632069	02/20/2020	W/R	AGPARTS EDUCATION	79.52	02/26/2020
632070	02/20/2020	W/R	AIR RITE INC	306.96	02/24/2020
632071	02/20/2020	W/R	AIRGAS USA, LLC	160.05	02/24/2020

Date: 3/05/2020

C H E C K R E G I S T E R
Processing Month: February 2020
MEDINA CITY SCHOOL DISTRICT

Page: 4
(CHKREG)

Check#	Check Date	Org Sta	Vendor Paid	Check Amount	Status Date
632072	02/20/2020	W/R	ALAN T ROLAND	140.00	02/24/2020
632073	02/20/2020	W/R	ALEXIS KOHL	61.91	02/24/2020
632074	02/20/2020	W/W	AMAZON.COM	4,761.28	
632075	02/20/2020	W/R	AMERICAN TIME & SIGNAL COMPANY	155.59	02/24/2020
632076	02/20/2020	W/R	ANGELA NUCKOLS	157.50	02/24/2020
632077	02/20/2020	W/R	ANTHONY BELSITO	603.00	02/24/2020
632078	02/20/2020	W/R	APPLIED MSS	9.99	02/24/2020
632079	02/20/2020	W/R	AQUACLEAR	49.85	02/26/2020
632080	02/20/2020	W/W	ARDENT PIANO	765.00	
632081	02/20/2020	W/R	ARLISS MICHELLE EIERDAM	108.00	02/24/2020
632082	02/20/2020	W/W	ARMSTRONG CABLE	149.95	
632083	02/20/2020	W/W	BARNES & NOBLE EDUCATION, INC	3,065.49	
632084	02/20/2020	W/R	BARNES & NOBLE BOOKSELLERS	428.87	02/25/2020
632085	02/20/2020	W/R	BIG D GLASS & MIRROR CO	19,689.00	02/24/2020
632086	02/20/2020	W/R	BLICK ART MATERIALS LLC	522.95	02/24/2020
632087	02/20/2020	W/R	DAIRYMENS	4,647.72	02/24/2020
632088	02/20/2020	W/W	BORGMAN ATHLETICS GROUP LLC	1,500.00	
632089	02/20/2020	W/R	BSN SPORTS LLC	134.66	02/26/2020
632090	02/20/2020	W/R	BUEHLER'S MARKETS	49.37	02/24/2020
632091	02/20/2020	W/W	BUZZARD TOOLS LLC	1,127.00	
632092	02/20/2020	W/R	CalAmp CORP	624.00	02/26/2020
632093	02/20/2020	W/R	CAPP USA, INC.	470.68	02/25/2020
632094	02/20/2020	W/R	CARDINAL BUS SALES & SERV INC	1,974.96	02/24/2020
632095	02/20/2020	W/R	CENTERRA CO-OP	16,468.65	02/25/2020
632096	02/20/2020	W/R	CENTRAL INSTRUMENT CO.	2,172.92	02/24/2020
632097	02/20/2020	W/R	CENTRAL RESTAURANT PRODUCTS	224.17	02/25/2020
632098	02/20/2020	W/R	CHARLOTTE KOLKE	71.11	02/24/2020
632099	02/20/2020	W/R	CHRONICLE TELEGRAM	278.10	02/25/2020
632100	02/20/2020	W/R	CHUCK'S CUSTOM, LLC	206.92	02/24/2020
632101	02/20/2020	W/R	CINTAS CORPORATION	1,972.44	02/26/2020
632102	02/20/2020	W/R	CINTAS FIRST AID & SAFETY	220.50	02/24/2020
632103	02/20/2020	W/R	CITY OF MEDINA	4,459.38	02/24/2020
632104	02/20/2020	W/W	CLEVELAND CLINIC ATWORK	150.00	
632105	02/20/2020	W/R	CLEVELAND PLUMBING	192.01	02/21/2020
632106	02/20/2020	W/R	CLEVELAND SIGHT CENTER	2,100.00	02/24/2020
632107	02/20/2020	W/R	CLEVELAND VICON COMPANY INC	273.00	02/25/2020
632108	02/20/2020	W/R	COCA COLA BOTTLING CO CSLDT	3,108.75	02/24/2020
632109	02/20/2020	W/W	COLUMBIA GAS OF OHIO, INC	395.65	
632110	02/20/2020	W/R	CONNEY SAFETY PRODUCTS	1,241.47	02/25/2020
632111	02/20/2020	W/R	CONNIE SMITH	31.92	02/26/2020
632112	02/20/2020	W/R	CUMMINS INTERSTATE POWER INC	3,556.49	02/24/2020
632113	02/20/2020	W/R	DANIEL SMITH	17.94	02/24/2020
632114	02/20/2020	W/R	DAVID L ARBOGAST	105.00	02/24/2020
632115	02/20/2020	W/W	DESIGNS INK LTD	100.00	
632116	02/20/2020	W/R	DYNAMERICAN, INC.	330.00	02/25/2020
632117	02/20/2020	W/R	E3 GORDON STOWE	68.00	02/24/2020
632118	02/20/2020	W/R	EASY GRAPHICS CORP	475.00	02/25/2020
632119	02/20/2020	W/R	EDUCATION ALTERNATIVES	8,816.00	02/25/2020
632120	02/20/2020	W/R	ELECTRICAL APPLIANCE REPAIR	93.80	02/25/2020
632121	02/20/2020	W/R	ELIZABETH BONDI	500.00	02/24/2020
632122	02/20/2020	W/R	ELIZABETH KIOUSIS	19.98	02/24/2020
632123	02/20/2020	W/W	ELIZABETH KISSNER	59.14	

Date: 3/05/2020

C H E C K R E G I S T E R
Processing Month: February 2020
MEDINA CITY SCHOOL DISTRICT

Page: 5
(CHKREG)

Check#	Check Date	Org Sta	Vendor Paid	Check Amount	Status Date
632124	02/20/2020	W/R	EMILY PETTWAY	384.37	02/21/2020
632125	02/20/2020	W/R	ENTERPRISE FLEET MGMT INC.	11,843.40	02/26/2020
632126	02/20/2020	W/R	ENVIRONMENTAL DESIGN GROUP LLC	198.32	02/24/2020
632127	02/20/2020	W/R	ESC OF MEDINA COUNTY	233.16	02/24/2020
632128	02/20/2020	W/R	ETIENNE MASSICOTTE	263.76	02/24/2020
632129	02/20/2020	W/R	FARMERS EXCHANGE CO INC	2,190.51	02/24/2020
632130	02/20/2020	W/R	FASTENAL COMPANY	411.40	02/24/2020
632131	02/20/2020	W/W	OASBO - FIVE COUNTY	30.00	
632132	02/20/2020	W/R	FOLLETT SCHOOL SOLUTIONS INC	1,715.96	02/24/2020
632133	02/20/2020	W/R	FRONTIER	822.55	02/27/2020
632134	02/20/2020	W/R	GARDINER SERVICE COMPANY	375.00	02/24/2020
632135	02/20/2020	W/W	GCCTM-GREATER CLEVE COUNCIL	100.00	
632136	02/20/2020	W/R	GOODWILL INDUSTRIES AKRON INC	1,651.00	02/21/2020
632137	02/20/2020	W/R	GORDON FOOD SERVICE	828.30	02/26/2020
632138	02/20/2020	W/R	GORDON FOOD SERVICE	108.97	02/24/2020
632139	02/20/2020	W/R	GRAINGER SUPPLY CO	556.08	02/24/2020
632140	02/20/2020	W/R	GREAT LAKES BIOMEDICAL LTD	690.00	02/24/2020
632141	02/20/2020	W/R	GREATER MEDINA CHAMBER	54.00	02/26/2020
632142	02/20/2020	W/W	GROVE CITY AREA SCHOOL DISTRICT	3,400.00	
632143	02/20/2020	W/R	HARMONY HELPERS	150.00	02/26/2020
632144	02/20/2020	W/R	HARRIS BATTERY COMPANY INC	1,773.36	02/25/2020
632145	02/20/2020	W/R	HD SUPPLY FACILITIES	118.13	02/26/2020
632146	02/20/2020	W/R	HEALTHCARE BILLING SERVICES	908.93	02/24/2020
632147	02/20/2020	W/R	HERSHEY CREAMERY CO	2,529.84	02/25/2020
632148	02/20/2020	W/R	HOUSE OF FLOWERS & GIFTS LLC	403.00	02/25/2020
632149	02/20/2020	W/R	HUBERT COMPANY LLC	134.88	02/24/2020
632150	02/20/2020	W/R	ICANDI GRAPHICS	214.00	02/25/2020
632151	02/20/2020	W/W	INNOVATIVE SOLUTIONS	2.00	
632152	02/20/2020	W/W	INSTITUTE FOR MULTI-SENSORY	279.65	
632153	02/20/2020	W/R	JACKSON GODSEY	90.42	02/26/2020
632154	02/20/2020	W/R	JACQUELINE WILAND	21.78	02/24/2020
632155	02/20/2020	W/R	JELEIGHNA HENRIKSEN	6.41	02/24/2020
632156	02/20/2020	W/R	JESSICA NIEMANTSVERDRIET	170.35	02/24/2020
632157	02/20/2020	W/R	JOHN WESTFALL JR	14.20	02/24/2020
632158	02/20/2020	W/R	JORDAN OLSON	107.88	02/24/2020
632159	02/20/2020	W/R	JOSHEN PAPER & PACKAGING	3,757.59	02/24/2020
632160	02/20/2020	W/R	JOSTENS INC	12.10	02/24/2020
632161	02/20/2020	W/R	JULIE KEARNEY	24.21	02/24/2020
632162	02/20/2020	W/R	JW PEPPER & SON, INC.	131.45	02/24/2020
632163	02/20/2020	W/R	KATHERINE HARTUNG	25.07	02/24/2020
632164	02/20/2020	W/R	KELE INC	112.50	02/24/2020
632165	02/20/2020	W/R	KIMBERLY ANN MARKWORTH	175.00	02/24/2020
632166	02/20/2020	W/R	LANGUAGE LEARNING ASSOCIATES	45,736.50	02/21/2020
632167	02/20/2020	W/R	LIFE TECHNOLOGIES CORP	631.17	02/24/2020
632168	02/20/2020	W/R	LINDA LAPP-STOUT	19.00	02/24/2020
632169	02/20/2020	W/R	LISA KAISER	108.85	02/24/2020
632170	02/20/2020	W/R	M.C. DJ SERVICES, INC.	895.00	02/25/2020
632171	02/20/2020	W/R	MACKIN EDUCATIONAL RESOURCES	68.60	02/25/2020
632172	02/20/2020	W/R	MAGICAL THEATRE COMPANY	1,100.00	02/27/2020
632173	02/20/2020	W/R	MARCO'S PIZZA, INC	42.70	02/24/2020
632174	02/20/2020	W/R	MARS ELECTRIC CO.	40.01	02/24/2020
632175	02/20/2020	W/R	MATH LEARNING CENTER	156.00	02/27/2020

Date: 3/05/2020

C H E C K R E G I S T E R
Processing Month: February 2020
MEDINA CITY SCHOOL DISTRICT

Page: 6
(CHKREG)

Check#	Check Date	Org Sta	Vendor Paid	Check Amount	Status Date
632176	02/20/2020	W/R	MCMASTER-CARR	202.05	02/25/2020
632177	02/20/2020	W/R	MCS FOOD SERVICE DEPT.	125.23	02/21/2020
632178	02/20/2020	W/W	MEDINA ATHLETIC BOOSTER CLUB	473.00	
632179	02/20/2020	W/V	MEDINA AUTO MALL	951.67	02/26/2020
632180	02/20/2020	W/R	MEDINA CITY SCHOOLS	5,527.34	02/21/2020
632181	02/20/2020	W/R	MEDINA COUNTY HEALTH DEPT	3,328.00	02/25/2020
632182	02/20/2020	W/W	MEDINA COUNTY PORT AUTHORITY	853.00	
632183	02/20/2020	W/R	MEDINA GLASS COMPANY	59.95	02/28/2020
632184	02/20/2020	W/R	MEDINA GYMNASTICS ACADEMY, INC	2,970.00	02/25/2020
632185	02/20/2020	W/R	MEDINA SIGN POST INC	107.96	02/25/2020
632186	02/20/2020	W/R	MELISSA ALICE COTTAGE	619.65	02/24/2020
632187	02/20/2020	W/R	MICHAEL WESNER	428.75	02/24/2020
632188	02/20/2020	W/R	MICHELLE STUMP	25.88	02/24/2020
632189	02/20/2020	W/R	MICHIGAN COMPANY INC	130.81	02/24/2020
632190	02/20/2020	W/R	MICRO CENTER, INC	293.29	02/24/2020
632191	02/20/2020	W/R	MICROSOFT CORPORATION	6,040.35	02/28/2020
632192	02/20/2020	W/R	MINDAN ALT	33.93	02/24/2020
632193	02/20/2020	W/R	MONTVILLE POLICE DEPARTMENT	296.50	02/25/2020
632194	02/20/2020	W/R	MYRA BOWYER	122.50	02/24/2020
632195	02/20/2020	W/R	NICHOLAS BRANDON MACLARREN	105.00	02/24/2020
632196	02/20/2020	W/R	NICHOLS PAPER & SUPPLY CO.	513.47	02/26/2020
632197	02/20/2020	W/V	NICKLES BAKERY	3,761.60	02/26/2020
632198	02/20/2020	W/W	AKRON BEACON JOURNAL	60.00	
632199	02/20/2020	W/R	NORTHERN OHIO EQUIP. SERVICES	1,440.00	02/25/2020
632200	02/20/2020	W/R	O.P. AQUATICS	525.00	02/21/2020
632201	02/20/2020	W/R	OAESA	275.00	02/24/2020
632202	02/20/2020	W/W	OAPT	400.00	
632203	02/20/2020	W/R	OHIO EDISON COMPANY	45,279.79	02/24/2020
632204	02/20/2020	W/W	OHIO JUNIOR CLASSICAL LEAGUE	2,562.50	
632205	02/20/2020	W/R	OHIO SCHOOL BOARDS ASSOC	285.00	02/26/2020
632206	02/20/2020	W/R	OHIO SCHOOLS COUNCIL- NAT GAS	14,033.00	02/26/2020
632207	02/20/2020	W/W	OMEA	880.00	
632208	02/20/2020	W/W	OMLA	175.00	
632209	02/20/2020	W/R	ORLO AUTO PARTS INC	117.91	02/24/2020
632210	02/20/2020	W/R	OSLO SWITCH INC	411.34	02/24/2020
632211	02/20/2020	W/R	P & A ADMINISTRATIVE SERVICES	482.70	02/25/2020
632212	02/20/2020	W/R	PEARSON EDUCATION, INC.	108.76	02/25/2020
632213	02/20/2020	W/R	CAFETERIA-PEPSI COLA ORDERS	3,327.57	02/27/2020
632214	02/20/2020	W/R	PETERS KALAIL & MARKAKIS CO	529.50	02/24/2020
632215	02/20/2020	W/W	PITSCO INC	248.88	
632216	02/20/2020	W/R	POINT SPRING & DRIVESHAFT CO	1,115.48	02/25/2020
632217	02/20/2020	W/R	PRAXAIR	27.95	02/26/2020
632218	02/20/2020	W/R	PRUFROCK PRESS INC.	247.50	02/25/2020
632219	02/20/2020	W/R	PSI AFFILIATES, INC.	21,059.49	02/21/2020
632220	02/20/2020	W/R	PURE WATER TECHNOLOGY LLC	59.95	02/25/2020
632221	02/20/2020	W/R	RAFCOMM, INC.	266.09	02/24/2020
632222	02/20/2020	W/R	REBECCA GIBSON	35.36	02/24/2020
632223	02/20/2020	W/R	REDTREE INVESTMENT GROUP	1,579.39	02/21/2020
632224	02/20/2020	W/R	REINHARDT SUPPLY COMPANY	8,250.78	02/24/2020
632225	02/20/2020	W/W	RICHLAND COUNTY PARK DISTRICT	75.00	
632226	02/20/2020	W/R	RJ VERNAK REFRIGERATION	1,202.50	02/27/2020
632227	02/20/2020	W/R	RONALD E ALEXANDER	204.23	02/24/2020

Date: 3/05/2020

C H E C K R E G I S T E R
Processing Month: February 2020
MEDINA CITY SCHOOL DISTRICT

Page: 7
(CHKREG)

Check#	Check Date	Org Sta	Vendor Paid	Check Amount	Status Date
632228	02/20/2020	W/R	RONALD L FULLER	21.47	02/24/2020
632229	02/20/2020	W/R	RONDA FRENCH	111.55	02/24/2020
632230	02/20/2020	W/R	THEODORE ROOSEVELT HIGH SCHOOL	200.00	02/26/2020
632231	02/20/2020	W/R	ROOT MIDDLE SCHOOL	323.20	02/25/2020
632232	02/20/2020	W/R	ROWLEYS WHOLESALE	315.00	02/25/2020
632233	02/20/2020	W/R	ROYALTON MUSIC CENTER	130.00	02/27/2020
632234	02/20/2020	W/R	SANDRA DEBNAR	53.36	02/24/2020
632235	02/20/2020	W/R	SARGENT-WELCH LLC	32.72	02/24/2020
632236	02/20/2020	W/W	SCHOLASTIC BOOK CLUBS, INC	152.65	
632237	02/20/2020	W/W	SCHOOL NEWSPAPERS ONLINE	75.00	
632238	02/20/2020	W/R	SCHOOL NUTRITION ASSOCIATION	147.50	02/25/2020
632239	02/20/2020	W/R	SCHOOL SPECIALTY, INC	2,138.66	02/24/2020
632240	02/20/2020	W/R	SCRUBBER CITY INC	1,429.98	02/24/2020
632241	02/20/2020	W/R	SHERWIN WILLIAMS COMPANY	83.29	02/24/2020
632242	02/20/2020	W/R	SHERYL ALLEN	7.54	02/24/2020
632243	02/20/2020	W/R	SHERYL SCHRADER	20.85	02/24/2020
632244	02/20/2020	W/R	SHIFFLER EQUIPMENT SALES INC	233.22	02/24/2020
632245	02/20/2020	W/R	SOCCER POST	798.00	02/25/2020
632246	02/20/2020	W/R	SOCIAL STUDIES SCHOOL SERVICE	264.76	02/25/2020
632247	02/20/2020	W/R	SOUTHPAW ENTERPRISES, INC	404.70	02/24/2020
632248	02/20/2020	W/R	STACY M FARRENHOLZ	365.00	02/24/2020
632249	02/20/2020	W/R	STANDARD WELDING & STEEL	635.90	02/24/2020
632250	02/20/2020	W/R	STANTON'S SHEET MUSIC INC	54.94	02/24/2020
632251	02/20/2020	W/R	STAPLES INC	648.86	02/26/2020
632252	02/20/2020	W/R	STEPS ACADEMY	8,062.50	02/24/2020
632253	02/20/2020	W/R	TALBERT'S COMMERCIAL PRODUCTS	112.23	02/25/2020
632254	02/20/2020	W/R	THOMAS G MCKENNA	400.00	02/24/2020
632255	02/20/2020	W/R	TODD SHAPIRO	170.00	02/24/2020
632256	02/20/2020	W/R	TRANSPORTATION ACCESSORIES	528.76	02/24/2020
632257	02/20/2020	W/R	AUDITOR OF STATE'S OFFICE	2,321.80	02/28/2020
632258	02/20/2020	W/R	OHIO DEPARTMENT OF COMMERCE	68.25	02/26/2020
632259	02/20/2020	W/R	TRECA DIGITAL ACADEMY	3,750.01	02/24/2020
632260	02/20/2020	W/R	VERIZON WIRELESS	161.22	02/24/2020
632261	02/20/2020	W/R	VEX ROBOTICS, INC	160.92	02/25/2020
632262	02/20/2020	W/R	VINSON GROUP, LLC	1,666.66	02/24/2020
632263	02/20/2020	W/R	W W WILLIAMS COMPANY LLC	123.20	02/24/2020
632264	02/20/2020	W/R	WARD'S SCIENCE	55.22	02/24/2020
632265	02/20/2020	W/R	WELLINGTON IMPLEMENT CO., INC.	81.40	02/28/2020
632266	02/20/2020	W/R	WEST MUSIC COMPANY INC	118.10	02/26/2020
632267	02/20/2020	W/R	WHITE HOUSE ARTESIAN SPRINGS	58.00	02/24/2020
632268	02/20/2020	W/R	WOLFF BROS. SUPPLY, INC.	309.96	02/24/2020
632269	02/20/2020	W/R	WORLD RISK MANAGEMENT, LLC	47,718.00	02/25/2020
632270	02/20/2020	W/R	AMAZON.COM	2,635.51	02/26/2020
632271	02/20/2020	W/R	COLUMBIA GAS OF OHIO, INC	48.78	02/28/2020
632272	02/20/2020	W/R	GORDON FOOD SERVICE	78.01	02/26/2020
632273	02/20/2020	W/R	MEDINA AUTO MALL	871.67	02/26/2020
632274	02/20/2020	W/R	MEDINA CITY SCHOOLS	269.81	02/24/2020
632275	02/20/2020	W/W	MEDINA SIGN POST INC	191.53	
632276	02/20/2020	W/R	OHIO EDISON COMPANY	654.51	02/24/2020
632278	02/21/2020	B/B	OHIO DEPARTMENT OF EDUCATION	3,010.02	
632279	02/21/2020	B/B	SARA/ROBERT STORM	18.00	
632280	02/21/2020	B/R	SANDRA/HORATIO VELA	100.00	02/28/2020

Date: 3/05/2020

C H E C K R E G I S T E R
Processing Month: February 2020
MEDINA CITY SCHOOL DISTRICT

Page: 8
(CHKREG)

Check#	Check Date	Org Sta	Vendor Paid	Check Amount	Status Date
632281	02/21/2020	B/R	ROSS/RENEE LEIDY	30.00	02/27/2020
632282	02/21/2020	B/B	STACY BENNIE	2.00	
632283	02/21/2020	B/R	APRIL/ROBERT REIDEL	40.00	02/27/2020
632284	02/21/2020	B/R	KELLEY STOBBS	18.00	02/25/2020
632285	02/21/2020	B/R	DIANNE CECCOLI	25.00	02/25/2020
632286	02/21/2020	B/R	NORTHSIDE CHRISTIAN CHURCH	322.00	02/26/2020
632287	02/24/2020	W/W	OHIO HIGH SCHOOL ATHLETIC ASSN	50.00	
632288	02/28/2020	W/W	ADVANCE AUTO PARTS	214.28	
632289	02/28/2020	W/W	AG-PRO OHIO, LLC	93.41	
632290	02/28/2020	W/W	AIRGAS USA, LLC	34.00	
632291	02/28/2020	W/W	AKRON CANTON WASTE OIL	54.60	
632292	02/28/2020	W/W	AKRON CHILDRENS HOSPITAL	13,097.60	
632293	02/28/2020	W/V	ALAN T ROLAND	140.00	02/28/2020
632294	02/28/2020	W/W	ALEXANDRA MUSSELMAN	110.18	
632295	02/28/2020	W/W	AMAZON.COM	2,849.90	
632296	02/28/2020	W/W	ANGELA NUCKOLS	175.00	
632297	02/28/2020	W/W	ANTHONY BELSITO	270.00	
632298	02/28/2020	W/W	AQUACLEAR	46.50	
632299	02/28/2020	W/W	DAIRYMENS	5,971.65	
632300	02/28/2020	W/W	BRADFORD SCOTT QUADE	160.00	
632301	02/28/2020	W/W	BRADLEY DALZELL	478.36	
632302	02/28/2020	W/W	BSN SPORTS LLC	148.40	
632303	02/28/2020	W/W	BUZZARD TOOLS LLC	71.99	
632304	02/28/2020	W/W	C MARTIN TRUCKING	1,262.02	
632305	02/28/2020	W/W	CARDINAL BUS SALES & SERV INC	2,136.87	
632306	02/28/2020	W/W	CAROLINA BIOLOGICAL SUPPLY CO.	269.74	
632307	02/28/2020	W/W	DOMINIC'S PIZZA	26.49	
632308	02/28/2020	W/W	CENGAGE LEARNING INC.	1,982.25	
632309	02/28/2020	W/W	CINTAS CORPORATION	641.40	
632310	02/28/2020	W/W	CLEVELAND CLINIC CENTER	29,396.36	
632311	02/28/2020	W/W	CLEVELAND TOOL & CUTTER	15.75	
632312	02/28/2020	W/W	COCA COLA BOTTLING CO CSLDT	1,137.00	
632313	02/28/2020	W/W	COLUMBIA GAS OF OHIO, INC	9,492.36	
632314	02/28/2020	W/W	CPM EDUCATIONAL PROGRAM	1,759.56	
632315	02/28/2020	W/W	CROWN TROPHY OF MEDINA	22.20	
632316	02/28/2020	W/W	DESIGNS INK LTD	73.00	
632317	02/28/2020	W/W	EASY GRAPHICS CORP	5,091.47	
632318	02/28/2020	W/W	EDUCATIONAL SERVICE CENTER	46,300.00	
632319	02/28/2020	W/W	ELIZABETH KISSNER	46.40	
632320	02/28/2020	W/W	ESC OF MEDINA COUNTY	73,728.74	
632321	02/28/2020	W/W	FLINN SCIENTIFIC, INC.	496.37	
632322	02/28/2020	W/W	FOLLETT SCHOOL SOLUTIONS INC	139.80	
632323	02/28/2020	W/W	FRANKLIN COVEY -LEADER IN ME	105.90	
632324	02/28/2020	W/W	FRONTIER	5,629.26	
632325	02/28/2020	W/W	GRAINGER SUPPLY CO	218.73	
632326	02/28/2020	W/W	GRIZZLY AUTO & TIRE	21.30	
632327	02/28/2020	W/W	HARRIS BATTERY COMPANY INC	347.82	
632328	02/28/2020	W/W	HEIDI E CANTLIN	19.00	
632329	02/28/2020	W/W	HERSHEY CREAMERY CO	1,522.92	
632330	02/28/2020	W/W	HOUGHTON MIFFLIN	1,972.66	
632331	02/28/2020	W/W	HUMAN RELATIONS MEDIA CTR INC	131.96	
632332	02/28/2020	W/W	INNOVATIVE SOLUTIONS	1,993.00	

Date: 3/05/2020

C H E C K R E G I S T E R
Processing Month: February 2020
MEDINA CITY SCHOOL DISTRICT

Page: 9
(CHKREG)

Check#	Check Date	Org Sta	Vendor Paid	Check Amount	Status Date
632333	02/28/2020	W/W	JEANNE BLANKENSHIP	39.05	
632334	02/28/2020	W/W	JOSHEN PAPER & PACKAGING	1,829.20	
632335	02/28/2020	W/W	KRISTA LYNCH	30.48	
632336	02/28/2020	W/W	LIFETOUCH NATIONAL SCHOOLS	21.00	
632337	02/28/2020	W/W	LORI S KELLY	2,806.00	
632338	02/28/2020	W/W	MARCO'S PIZZA, INC	36.71	
632339	02/28/2020	W/W	MARION D LEONARD	200.00	
632340	02/28/2020	W/W	MARS ELECTRIC CO.	121.33	
632341	02/28/2020	W/W	MARY BETH ELIAS	27.60	
632342	02/28/2020	W/W	MASTROIANNI & ASSOC INC	851.48	
632343	02/28/2020	W/W	MAYFIELD HIGH SCHOOL	250.00	
632344	02/28/2020	W/W	MCMASTER-CARR	218.88	
632345	02/28/2020	W/R	MCS FOOD SERVICE DEPT.	157.50	02/28/2020
632346	02/28/2020	W/R	MEDINA CITY SCHOOLS	69,170.00	02/28/2020
632347	02/28/2020	W/W	MEDINA SENIOR HIGH SCHOOL	10.00	
632348	02/28/2020	W/W	MELISSA ALICE COTTAGE	275.40	
632349	02/28/2020	W/W	MICHAEL CANTRELL	7.00	
632350	02/28/2020	W/W	MICHAEL WESNER	253.75	
632351	02/28/2020	W/W	MT BUSINESS TECHNOLOGIES, INC.	864.71	
632352	02/28/2020	W/W	MUSIC THEATRE INTERNATIONAL	87.45	
632353	02/28/2020	W/W	NANCY WOJCIAK	424.74	
632354	02/28/2020	W/W	NEOIAAA	370.00	
632355	02/28/2020	W/W	THE M CONLEY COMPANY	381.00	
632356	02/28/2020	W/W	NICKLES BAKERY	1,412.53	
632357	02/28/2020	W/W	OHIO EDISON COMPANY	19,301.78	
632358	02/28/2020	W/W	OLIVER SIGNS & GRAPHICS, LTD	1,130.00	
632359	02/28/2020	W/W	ORLO AUTO PARTS INC	618.82	
632360	02/28/2020	W/W	PATRICIA PAPESH	47.59	
632361	02/28/2020	W/W	POINT SPRING & DRIVESHAFT CO	48.20	
632362	02/28/2020	W/W	R L DEPPMANN COMPANY	1,148.25	
632363	02/28/2020	W/W	REBECCA LEACH	47.59	
632364	02/28/2020	W/W	REINHARDT SUPPLY COMPANY	77.30	
632365	02/28/2020	W/W	RIZZI DISTRIBUTORS, INC	4,123.25	
632366	02/28/2020	W/W	ROJEN COMPANY	1,055.00	
632367	02/28/2020	W/W	RONDA FRENCH	22.33	
632368	02/28/2020	W/W	SAFEGATES	556.84	
632369	02/28/2020	W/W	SARAH JACKSON	155.48	
632370	02/28/2020	W/W	SCHOOL SPECIALTY, INC	64.68	
632371	02/28/2020	W/W	SCOTT SCRIVEN LLP	7,104.00	
632372	02/28/2020	W/W	SENDERO THERAPIES, INC.	49,743.38	
632373	02/28/2020	W/W	THINK SOCIAL PUBLISHING INC	69.08	
632374	02/28/2020	W/W	SPORTSWORLD	590.00	
632375	02/28/2020	W/W	SQUIRE PATTON BOGGS (US) LLP	68.00	
632376	02/28/2020	W/W	STACY M FARRENHOLZ	292.00	
632377	02/28/2020	W/W	STAPLES INC	27.24	
632378	02/28/2020	W/W	STEPHEN REED	40.00	
632379	02/28/2020	W/W	TALBERT'S COMMERCIAL PRODUCTS	796.89	
632380	02/28/2020	W/W	TAYLOR CONSULTING GROUP	9,107.50	
632381	02/28/2020	W/W	THEATREFOLK LTD	10.95	
632382	02/28/2020	W/V	THOMAS G MCKENNA	400.00	02/28/2020
632383	02/28/2020	W/W	TES THERAPY	7,281.12	
632384	02/28/2020	W/W	TRACI SWANTEK	73.98	

Date: 3/05/2020

C H E C K R E G I S T E R
Processing Month: February 2020
MEDINA CITY SCHOOL DISTRICT

Page: 10
(CHKREG)

Check#	Check Date	Org Sta	Vendor Paid	Check Amount	Status Date
632385	02/28/2020	W/W	TRANSPORTATION ACCESSORIES	150.61	
632386	02/28/2020	W/W	TRECA DIGITAL ACADEMY	7,159.11	
632387	02/28/2020	W/W	US AWARDS INC	208.12	
632388	02/28/2020	W/W	US BANK EQUIPMENT FINANCE	11,415.00	
632389	02/28/2020	W/W	USA CUSTOM APPAREL LLC	408.00	
632390	02/28/2020	W/W	VERIZON BUSINESS	975.73	
632391	02/28/2020	W/W	VIZMEG LANDSCAPE INC	94,787.60	
632392	02/28/2020	W/W	VSA INC	1,175.00	
632393	02/28/2020	W/W	W.B. MASON CO., INC.	83.99	
632394	02/28/2020	W/W	WARD'S SCIENCE	127.26	
632395	02/28/2020	W/W	HARPLEY CS LLC	900.00	
632396	02/28/2020	W/W	ESC OF MEDINA COUNTY	846.00	
632397	02/28/2020	W/W	MEDINA COUNTY BOARD OF	2,400.72	
632398	02/28/2020	W/W	NICKLES BAKERY	1,386.89	
632399	02/28/2020	W/W	SCHOOL SPECIALTY, INC	73.64	
632400	02/28/2020	W/W	AMAZON.COM	46.97	
632401	02/28/2020	W/W	RIVERSIDE INSIGHTS	317.24	
632402	02/28/2020	B/B	CHARLES STIRLING	145.60	
632403	02/28/2020	W/W	MEDINA HARDWARE, INC	1,017.33	
942493	02/14/2020	C/C	MEMO -MEDINA CITY SCHOOLS	2,013,119.31	
942494	02/28/2020	C/C	MEMO -MEDINA CITY SCHOOLS	2,016,867.69	
Total Checks Issued				\$ 7,922,009.41	

Date: 03/05/20
Time: 9:51 am

MEDINA CITY SCHOOL DISTRICT
Appropriation Account Summary
SORTED BY FUND-SCC

Page: 1
(APPSUM)

FYTD Appropriated	Prior FY Carryover Encumbrances	FYTD Expendable	FYTD Actual Expenditures	MTD Actual Expenditures	Current Encumbrances	FYTD Unencumbered Balance	FYTD Percent Exp/Enc
*****TOTAL FOR FUND-SCC 001 0000 (GENERAL FUND):							
78,752,180.34	1,423,382.45	80,175,562.79	53,075,293.00	5,776,472.61	1,748,719.99	25,351,549.80	68.38
=====							
*****TOTAL FOR FUND-SCC 002 9000 (BOND RETIREMENT - NEW ELEM/SR HIGH):							
4,258,286.50	0.00	4,258,286.50	3,603,516.74	0.00	607,893.25	46,876.51	98.90
=====							
*****TOTAL FOR FUND-SCC 002 9012 (LOCAL SALES TAX RETIREMENT OF COPS):							
1,740,087.50	0.00	1,740,087.50	1,290,750.49	0.00	445,493.75	3,843.26	99.78
=====							
*****TOTAL FOR FUND-SCC 002 9014 (CONSOLIDATION - ENERGY & TRANSP NOTES):							
341,350.00	0.00	341,350.00	327,806.23	0.00	0.00	13,543.77	96.03
=====							
*****TOTAL FOR FUND-SCC 003 0000 (PERMANENT IMPROVEMENT FUND):							
125,994.61	0.00	125,994.61	0.00	0.00	0.00	125,994.61	0.00
=====							
*****TOTAL FOR FUND-SCC 003 9000 (PERMANENT IMPROVEMENT FUND):							
8,601.14	0.00	8,601.14	0.00	0.00	0.00	8,601.14	0.00
=====							
*****TOTAL FOR FUND-SCC 003 9001 (MEDINA CITY REC CENTER-PERMANENT IMPROV.):							
665,140.00	32,934.10	698,074.10	316,212.07	50,073.50-	8,568.40	373,293.63	46.53
=====							
*****TOTAL FOR FUND-SCC 006 0000 (LUNCHROOM FUND):							
2,644,131.00	1,816.27	2,645,947.27	1,611,555.07	217,042.12	126,170.36	908,221.84	65.67
=====							
*****TOTAL FOR FUND-SCC 007 9004 (COLLINS SCHOLARSHIP/POST-GRADUATE):							
20,000.00	0.00	20,000.00	0.00	0.00	18,000.00	2,000.00	90.00
=====							
*****TOTAL FOR FUND-SCC 007 9111 (CHARLES STANGEL SCHOLARSHIP FUND):							
500.00	0.00	500.00	0.00	0.00	0.00	500.00	0.00
=====							

Date: 03/05/20
Time: 9:51 am

MEDINA CITY SCHOOL DISTRICT
Appropriation Account Summary
SORTED BY FUND-SCC

Page: 2
(APPSUM)

FYTD Appropriated	Prior FY Carryover Encumbrances	FYTD Expendable	FYTD Actual Expenditures	MTD Actual Expenditures	Current Encumbrances	FYTD Unencumbered Balance	FYTD Percent Exp/Enc
*****TOTAL FOR FUND-SCC 007 9333 (RIOS STUDENT LEADER SCHOLAR.):							
5,000.00	0.00	5,000.00	0.00	0.00	4,898.06	101.94	97.96
=====							
*****TOTAL FOR FUND-SCC 008 9002 (KANEHL MUSIC TRUST):							
250.00	0.00	250.00	0.00	0.00	250.00	0.00	100.00
=====							
*****TOTAL FOR FUND-SCC 008 9003 (RICHARD HOFFMAN COLLINS MEMORIAL SCHOLARSHIP):							
40,000.00	0.00	40,000.00	0.00	0.00	40,000.00	0.00	100.00
=====							
*****TOTAL FOR FUND-SCC 008 9112 (ELAINE BUSHMAN FUND):							
500.00	0.00	500.00	0.00	0.00	500.00	0.00	100.00
=====							
*****TOTAL FOR FUND-SCC 009 9000 (STAR):							
30,475.00	0.00	30,475.00	0.00	0.00	0.00	30,475.00	0.00
=====							
*****TOTAL FOR FUND-SCC 009 9110 (UNIFORM SUPPLIES GARFIELD):							
7,218.00	0.00	7,218.00	4,641.32	465.06	1,209.94	1,366.74	81.06
=====							
*****TOTAL FOR FUND-SCC 009 9120 (UNIFORM SUPPLIES - CANAVAN):							
11,384.00	1,775.98	13,159.98	8,302.38	0.00	2,000.00	2,857.60	78.29
=====							
*****TOTAL FOR FUND-SCC 009 9130 (UNIFORM SUPPLIES - FENN):							
15,814.08	157.30	15,971.38	12,814.68	426.04	1,288.63	1,868.07	88.30
=====							
*****TOTAL FOR FUND-SCC 009 9140 (UNIFORM SUPPLIES - HERITAGE):							
10,542.00	0.00	10,542.00	7,240.54	0.00	800.00	2,501.46	76.27
=====							
*****TOTAL FOR FUND-SCC 009 9160 (UNIFORM SUPPLIES - BLAKE):							
14,282.00	123.85	14,405.85	10,985.88	547.77	2,316.68	1,103.29	92.34
=====							

Date: 03/05/20
Time: 9:51 am

MEDINA CITY SCHOOL DISTRICT
Appropriation Account Summary
SORTED BY FUND-SCC

Page: 3
(APPSUM)

FYTD Appropriated	Prior FY Carryover Encumbrances	FYTD Expendable	FYTD Actual Expenditures	MTD Actual Expenditures	Current Encumbrances	FYTD Unencumbered Balance	FYTD Percent Exp/Enc
*****TOTAL FOR FUND-SCC 009 9170 (UNIFORM SUPPLIES - RALPH WAITE ELEMENTARY):							
14,814.00	0.00	14,814.00	10,645.49	783.60	323.05	3,845.46	74.04
=====							
*****TOTAL FOR FUND-SCC 009 9180 (UNIFORM SUPPLIES - ELIZA NORTHROP ELEMENTARY):							
13,576.00	0.00	13,576.00	10,590.33	830.53	364.98	2,620.69	80.70
=====							
*****TOTAL FOR FUND-SCC 009 9200 (UNIFORM SUPPLIES - CLAGGETT MIDDLE SCHOOL):							
33,651.50	0.00	33,651.50	26,363.75	1,729.91	2,319.00	4,968.75	85.23
=====							
*****TOTAL FOR FUND-SCC 009 9210 (UNIFORM SUPPLIES - A.I. ROOT MIDDLE SCHOOL):							
27,453.50	133.90	27,587.40	20,357.12	206.37	5,474.40	1,755.88	93.64
=====							
*****TOTAL FOR FUND-SCC 009 9300 (UNIFORM SUPPLIES - SENIOR HIGH SCHOOL):							
198,900.00	1,273.75	200,173.75	50,763.08	3,269.38	134,851.12	14,559.55	92.73
=====							
*****TOTAL FOR FUND-SCC 014 9016 (MEDINA CNTY JUV DET CNTR):							
342,574.39	0.00	342,574.39	253,780.93	23,444.15	0.00	88,793.46	74.08
=====							
*****TOTAL FOR FUND-SCC 014 9111 (CFIT FY11):							
5,550.01	0.00	5,550.01	5,550.01	0.00	0.00	0.00	100.00
=====							
*****TOTAL FOR FUND-SCC 014 9116 (EVOLVE):							
1,041,483.00	3,034.69	1,044,517.69	676,765.68	61,099.70	86,732.34	281,019.67	73.10
=====							
*****TOTAL FOR FUND-SCC 016 0000 (EMERGENCY LEVY):							
5,364,066.23	32,071.27	5,396,137.50	3,617,236.19	389,473.42	182,976.18	1,595,925.13	70.42
=====							
*****TOTAL FOR FUND-SCC 018 9000 (PUBLIC SCHOOL SUPPORT - SUPERINTENDENT):							
16.70	0.00	16.70	0.00	0.00	0.00	16.70	0.00
=====							

Date: 03/05/20
Time: 9:51 am

MEDINA CITY SCHOOL DISTRICT
Appropriation Account Summary
SORTED BY FUND-SCC

Page: 4
(APPSUM)

FYTD Appropriated	Prior FY Carryover Encumbrances	FYTD Expendable	FYTD Actual Expenditures	MTD Actual Expenditures	Current Encumbrances	FYTD Unencumbered Balance	FYTD Percent Exp/Enc
*****TOTAL FOR FUND-SCC 018 9110 (PRINCIPAL'S FUND - GARFIELD):							
15,600.00	290.92	15,890.92	4,828.46	311.07	2,964.56	8,097.90	49.04
=====							
*****TOTAL FOR FUND-SCC 018 9113 (GARFIELD MEDIA CENTER):							
3,500.00	0.00	3,500.00	0.00	0.00	2,500.00	1,000.00	71.43
=====							
*****TOTAL FOR FUND-SCC 018 9120 (PRINCIPAL - CANAVAN):							
16,820.00	1,138.38	17,958.38	3,799.89	1,761.92	3,178.90	10,979.59	38.86
=====							
*****TOTAL FOR FUND-SCC 018 9123 (BOOK FAIR - CANAVAN):							
8,000.00	433.42	8,433.42	5,210.83	0.00	3,222.59	0.00	100.00
=====							
*****TOTAL FOR FUND-SCC 018 9130 (PRINCIPAL - FENN):							
29,450.00	0.00	29,450.00	9,165.90	996.82	5,338.44	14,945.66	49.25
=====							
*****TOTAL FOR FUND-SCC 018 9132 (FENN SCHOOL STORE):							
1,000.00	0.00	1,000.00	0.00	0.00	0.00	1,000.00	0.00
=====							
*****TOTAL FOR FUND-SCC 018 9133 (BOOK FAIR - FENN):							
250.00	0.00	250.00	0.00	0.00	250.00	0.00	100.00
=====							
*****TOTAL FOR FUND-SCC 018 9135 (MEDINA SKI TEAM - DISTRICTWIDE):							
10,500.00	0.00	10,500.00	5,333.10	5,333.10	5,166.90	0.00	100.00
=====							
*****TOTAL FOR FUND-SCC 018 9140 (PRINCIPAL'S FUND - HERITAGE):							
20,850.00	649.49	21,499.49	4,988.43	647.91	2,579.73	13,931.33	35.20
=====							
*****TOTAL FOR FUND-SCC 018 9143 (HERITAGE MEDIA CENTER):							
6,000.00	0.00	6,000.00	5,997.06	147.60	2.94	0.00	100.00
=====							

Date: 03/05/20
Time: 9:51 am

MEDINA CITY SCHOOL DISTRICT
Appropriation Account Summary
SORTED BY FUND-SCC

Page: 5
(APPSUM)

FYTD Appropriated	Prior FY Carryover Encumbrances	FYTD Expendable	FYTD Actual Expenditures	MTD Actual Expenditures	Current Encumbrances	FYTD Unencumbered Balance	FYTD Percent Exp/Enc
*****TOTAL FOR FUND-SCC 018 9160 (PRINCIPAL'S FUND - H G BLAKE):							
23,250.00	112.29	23,362.29	9,960.17	762.71	2,024.46	11,377.66	51.30
=====							
*****TOTAL FOR FUND-SCC 018 9161 (PBIS - BLAKE):							
7,300.00	0.00	7,300.00	1,666.06	49.32	200.00	5,433.94	25.56
=====							
*****TOTAL FOR FUND-SCC 018 9163 (BLAKE MEDIA CENTER):							
10,000.00	0.00	10,000.00	5,106.05	0.00	0.00	4,893.95	51.06
=====							
*****TOTAL FOR FUND-SCC 018 9170 (PRINCIPALS FUND - RALPH WAITE ELEMENTARY):							
31,063.65	40.98	31,104.63	5,614.59	691.69	2,155.75	23,334.29	24.98
=====							
*****TOTAL FOR FUND-SCC 018 9171 (WAITE SCHOOL STORE):							
50.00	0.00	50.00	0.00	0.00	0.00	50.00	0.00
=====							
*****TOTAL FOR FUND-SCC 018 9173 (MEDIA CENTER RALPH WAITE ELEMENTARY):							
10,000.00	0.00	10,000.00	5,090.79	0.00	0.00	4,909.21	50.91
=====							
*****TOTAL FOR FUND-SCC 018 9180 (PRINCIPALS FUND ELIZA NORTHROP ELEMENTARY):							
24,375.00	3,478.49	27,853.49	7,553.25	1,243.92	4,215.23	16,085.01	42.25
=====							
*****TOTAL FOR FUND-SCC 018 9183 (MEDIA CENTER ELIZA NORTHROP ELEMENTARY):							
5,200.00	0.00	5,200.00	4,778.84	0.00	0.00	421.16	91.90
=====							
*****TOTAL FOR FUND-SCC 018 9200 (PRINCIPAL'S FUND - CLAGGETT M.S.):							
32,000.00	867.34	32,867.34	16,259.77	2,569.10	2,486.05	14,121.52	57.03
=====							
*****TOTAL FOR FUND-SCC 018 9203 (CLAGGETT M.S. MEDIA CENTER):							
3,200.00	0.00	3,200.00	3,016.24	0.00	0.00	183.76	94.26
=====							

Date: 03/05/20
Time: 9:51 am

MEDINA CITY SCHOOL DISTRICT
Appropriation Account Summary
SORTED BY FUND-SCC

Page: 6
(APPSUM)

FYTD Appropriated	Prior FY Carryover Encumbrances	FYTD Expendable	FYTD Actual Expenditures	MTD Actual Expenditures	Current Encumbrances	FYTD Unencumbered Balance	FYTD Percent Exp/Enc
*****TOTAL FOR FUND-SCC 018 9210 (PRINCIPAL'S FUND - ROOT M.S.):							
30,400.00	4,101.58	34,501.58	10,311.64	231.04	10,817.87	13,372.07	61.24
=====							
*****TOTAL FOR FUND-SCC 018 9211 (ROOT M.S. MEDIA CENTER):							
5,100.00	0.00	5,100.00	2,777.92	0.00	227.73	2,094.35	58.93
=====							
*****TOTAL FOR FUND-SCC 018 9300 (PRINCIPAL'S FUND - SENIOR HIGH):							
42,640.00	511.00	43,151.00	14,386.34	1,266.37	27,641.40	1,123.26	97.40
=====							
*****TOTAL FOR FUND-SCC 018 9303 (PERFORMING ARTS):							
44,650.00	8,570.45	53,220.45	23,917.81	2,335.86	36,879.76	7,577.12	114.24
=====							
*****TOTAL FOR FUND-SCC 018 9304 (BUZZ):							
14,400.00	1,778.65	16,178.65	7,123.66	844.85	7,174.03	1,880.96	88.37
=====							
*****TOTAL FOR FUND-SCC 018 9306 (FEED THE BEES):							
3,985.00	17.52	4,002.52	421.36	44.11	860.85	2,720.31	32.04
=====							
*****TOTAL FOR FUND-SCC 018 9900 (INSERVICE - CENTRAL):							
3,702.01	0.00	3,702.01	0.00	0.00	0.00	3,702.01	0.00
=====							
*****TOTAL FOR FUND-SCC 018 9901 (PUBLIC SCHOOL SUPPORT - INSTRUCTION DEPT.):							
0.00	920.75	920.75	508.91	0.00	0.00	411.84	55.27
=====							
*****TOTAL FOR FUND-SCC 018 9902 (INSERVICE - SUPERINTENDENT):							
24,720.92	0.00	24,720.92	13,496.40	0.00	0.00	11,224.52	54.60
=====							
*****TOTAL FOR FUND-SCC 018 9903 (BOARD/STUDENT DEVELOPMENT):							
2,800.00	0.00	2,800.00	0.00	0.00	0.00	2,800.00	0.00
=====							

Date: 03/05/20
Time: 9:51 am

MEDINA CITY SCHOOL DISTRICT
Appropriation Account Summary
SORTED BY FUND-SCC

Page: 7
(APPSUM)

FYTD Appropriated	Prior FY Carryover Encumbrances	FYTD Expendable	FYTD Actual Expenditures	MTD Actual Expenditures	Current Encumbrances	FYTD Unencumbered Balance	FYTD Percent Exp/Enc
*****TOTAL FOR FUND-SCC 018 9904 (WELLNESS FUND):							
502.00	0.00	502.00	0.00	0.00	0.00	502.00	0.00
=====							
*****TOTAL FOR FUND-SCC 018 9906 (COMMUNICATIONS - PUBLIC SCHOOL SUPPORT):							
3,000.00	0.00	3,000.00	1,460.37	0.00	0.00	1,539.63	48.68
=====							
*****TOTAL FOR FUND-SCC 018 9907 (STEAM - SUMMER ENRICHMENT):							
6,500.52	693.00	7,193.52	7,193.52	0.00	0.00	0.00	100.00
=====							
*****TOTAL FOR FUND-SCC 018 9914 (END OF YEAR):							
2,500.00	0.00	2,500.00	0.00	0.00	0.00	2,500.00	0.00
=====							
*****TOTAL FOR FUND-SCC 018 9915 (BIKE TO SCHOOL):							
2,500.00	0.00	2,500.00	0.00	0.00	0.00	2,500.00	0.00
=====							
*****TOTAL FOR FUND-SCC 018 9916 (SPIRIT NIGHT):							
3,500.00	0.00	3,500.00	2,194.50	0.00	0.00	1,305.50	62.70
=====							
*****TOTAL FOR FUND-SCC 018 9918 (FAMILY FIRST):							
1,500.00	0.00	1,500.00	0.00	0.00	1,500.00	0.00	100.00
=====							
*****TOTAL FOR FUND-SCC 018 9919 (STUDENT ART SHOW):							
500.00	0.00	500.00	512.46	252.56	20.00	32.46	106.49
=====							
*****TOTAL FOR FUND-SCC 018 9920 (TRSP FUND):							
500.00	0.00	500.00	255.76	210.76	244.24	0.00	100.00
=====							
*****TOTAL FOR FUND-SCC 018 9930 (Resource Connection):							
1,500.00	0.00	1,500.00	0.00	0.00	0.00	1,500.00	0.00
=====							

Date: 03/05/20
Time: 9:51 am

MEDINA CITY SCHOOL DISTRICT
Appropriation Account Summary
SORTED BY FUND-SCC

Page: 8
(APPSUM)

FYTD Appropriated	Prior FY Carryover Encumbrances	FYTD Expendable	FYTD Actual Expenditures	MTD Actual Expenditures	Current Encumbrances	FYTD Unencumbered Balance	FYTD Percent Exp/Enc
*****TOTAL FOR FUND-SCC 019 9000 (ADAMH GRANT):							
6,504.00	0.00	6,504.00	4,393.00	690.00	952.00	1,159.00	82.18
=====							
*****TOTAL FOR FUND-SCC 019 9001 (ADAMH HOPE GRANT):							
17,000.00	0.00	17,000.00	17,000.00	0.00	0.00	0.00	100.00
=====							
*****TOTAL FOR FUND-SCC 019 9920 (MARTHA HOLDEN JENNINGS SUPPORTING STUGGLING):							
1,000.00	0.00	1,000.00	0.00	0.00	0.00	1,000.00	0.00
=====							
*****TOTAL FOR FUND-SCC 020 9001 (TRANSPORTATION ENTERPRISE):							
10,000.00	1,765.09	11,765.09	4,018.56	1,222.41	1,777.59	5,968.94	49.27
=====							
*****TOTAL FOR FUND-SCC 022 9000 (Unclaimed funds):							
10,000.00	3,692.30	13,692.30	1,759.56	1,759.56	3,240.44	8,692.30	36.52
=====							
*****TOTAL FOR FUND-SCC 022 9300 (OH HIGH SCHOOL ATH ASSOC FUND):							
30,000.00	0.00	30,000.00	22,823.56	0.00	0.00	7,176.44	76.08
=====							
*****TOTAL FOR FUND-SCC 024 9001 (MEDICAL AND DRUG/SELF INSURANCE FUNDS):							
8,231,000.00	171,203.21	8,402,203.21	6,421,996.01	803,051.51	1,409,237.01	570,970.19	93.20
=====							
*****TOTAL FOR FUND-SCC 024 9002 (DENTAL SELF INSURANCE FUNDS):							
705,000.00	0.00	705,000.00	385,146.00	58,843.47	43,933.99	275,920.01	60.86
=====							
*****TOTAL FOR FUND-SCC 024 9094 (FLEX PRO):							
215,363.00	0.00	215,363.00	154,978.69	20,554.70	44,276.48	16,107.83	92.52
=====							
*****TOTAL FOR FUND-SCC 027 0000 (WORKMANS COMP.-SELF INS):							
251,000.00	14,991.16	265,991.16	138,593.83	67,143.77	55,827.28	71,570.05	73.09
=====							

Date: 03/05/20
Time: 9:51 am

MEDINA CITY SCHOOL DISTRICT
Appropriation Account Summary
SORTED BY FUND-SCC

Page: 9
(APPSUM)

FYTD Appropriated	Prior FY Carryover Encumbrances	FYTD Expendable	FYTD Actual Expenditures	MTD Actual Expenditures	Current Encumbrances	FYTD Unencumbered Balance	FYTD Percent Exp/Enc
*****TOTAL FOR FUND-SCC 071 9013 (LOCAL SALES TAX PERMANENT IMPROVEMENTS):							
4,073,687.50	347,094.27	4,420,781.77	2,417,310.55	115,936.82	332,284.20	1,671,187.02	62.20
=====							
*****TOTAL FOR FUND-SCC 200 9110 (GARFIELD STUDENT COUNCIL/K-KIDS CLUB):							
699.64	0.00	699.64	35.47	0.00	100.00	564.17	19.36
=====							
*****TOTAL FOR FUND-SCC 200 9111 (GARFIELD CHESS CLUB):							
200.00	0.00	200.00	0.00	0.00	0.00	200.00	0.00
=====							
*****TOTAL FOR FUND-SCC 200 9121 (ELLA CANAVAN STUDENT COUNCIL):							
390.00	0.00	390.00	107.41	0.00	190.00	92.59	76.26
=====							
*****TOTAL FOR FUND-SCC 200 9185 (K-KIDS KIWANIS ACTIVITY CLUB-NORTHROP):							
2,500.00	0.00	2,500.00	197.50	0.00	1,000.00	1,302.50	47.90
=====							
*****TOTAL FOR FUND-SCC 200 9202 (CLAGGETT MIDDLE SCH. STUDENT COUNCIL):							
5,000.00	0.00	5,000.00	2,679.79	0.00	2,045.00	275.21	94.50
=====							
*****TOTAL FOR FUND-SCC 200 9205 (CLAGGETT MIDDLE SCH. BUILDERS CLUB):							
250.00	0.00	250.00	29.55	0.00	0.00	220.45	11.82
=====							
*****TOTAL FOR FUND-SCC 200 9209 (CLAGGETT MIDDLE SCHOOL DRAMA CLUB):							
5,000.00	0.00	5,000.00	2,921.72	2,067.92	2,032.08	46.20	99.08
=====							
*****TOTAL FOR FUND-SCC 200 9253 (BUILDERS' CLUB - ROOT M.S.):							
1,500.00	183.56	1,683.56	121.65	79.20	1,520.80	41.11	97.56
=====							
*****TOTAL FOR FUND-SCC 200 9254 (HONORS ACADEMY - ROOT):							
4,000.00	267.07	4,267.07	1,247.57	0.00	2,000.00	1,019.50	76.11
=====							

Date: 03/05/20
Time: 9:51 am

MEDINA CITY SCHOOL DISTRICT
Appropriation Account Summary
SORTED BY FUND-SCC

Page: 10
(APPSUM)

FYTD Appropriated	Prior FY Carryover Encumbrances	FYTD Expendable	FYTD Actual Expenditures	MTD Actual Expenditures	Current Encumbrances	FYTD Unencumbered Balance	FYTD Percent Exp/Enc
*****TOTAL FOR FUND-SCC 200 9256 (DRAMA CLUB - ROOT M.S.):							
3,750.00	0.00	3,750.00	756.06	0.00	2,793.94	200.00	94.67
=====							
*****TOTAL FOR FUND-SCC 200 9258 (STUDENT COUNCIL - ROOT M.S.):							
2,250.00	4.52	2,254.52	1,034.16	829.58	974.42	245.94	89.09
=====							
*****TOTAL FOR FUND-SCC 200 9302 (ART CLUB):							
800.00	0.00	800.00	0.00	0.00	800.00	0.00	100.00
=====							
*****TOTAL FOR FUND-SCC 200 9303 (CULTURAL EXPLORATION):							
60.00	0.00	60.00	0.00	0.00	60.00	0.00	100.00
=====							
*****TOTAL FOR FUND-SCC 200 9305 (CHEMCLUB):							
1,516.26	0.00	1,516.26	0.00	0.00	0.00	1,516.26	0.00
=====							
*****TOTAL FOR FUND-SCC 200 9307 (CHOIR):							
52,000.00	0.00	52,000.00	16,882.59	3,625.90	33,000.00	2,117.41	95.93
=====							
*****TOTAL FOR FUND-SCC 200 9309 (IMPROV CLUB):							
4,300.00	0.00	4,300.00	0.00	0.00	2,300.00	2,000.00	53.49
=====							
*****TOTAL FOR FUND-SCC 200 9312 (DRAMA CLUB):							
17,000.00	0.00	17,000.00	5,493.42	363.29	11,576.27	69.69	100.41
=====							
*****TOTAL FOR FUND-SCC 200 9314 (MEDINA OUTDOORS CLUB):							
450.00	0.00	450.00	125.82	90.42	324.18	0.00	100.00
=====							
*****TOTAL FOR FUND-SCC 200 9315 (FELLOWSHIP OF CHRISTIAN ATHLETES):							
325.00	0.00	325.00	0.00	0.00	325.00	0.00	100.00
=====							

Date: 03/05/20
Time: 9:51 am

MEDINA CITY SCHOOL DISTRICT
Appropriation Account Summary
SORTED BY FUND-SCC

Page: 11
(APPSUM)

FYTD Appropriated	Prior FY Carryover Encumbrances	FYTD Expendable	FYTD Actual Expenditures	MTD Actual Expenditures	Current Encumbrances	FYTD Unencumbered Balance	FYTD Percent Exp/Enc
*****TOTAL FOR FUND-SCC 200 9318 (GIRLS LEADERSHIP CLUB):							
2,000.00	0.00	2,000.00	604.96	106.96	1,395.04	0.00	100.00
=====							
*****TOTAL FOR FUND-SCC 200 9321 (KEY CLUB):							
10,000.00	0.00	10,000.00	2,209.66	1,419.26	7,790.34	0.00	100.00
=====							
*****TOTAL FOR FUND-SCC 200 9323 (MEDINAMITE):							
2,000.00	0.00	2,000.00	320.17	0.00	1,679.83	0.00	100.00
=====							
*****TOTAL FOR FUND-SCC 200 9324 (MEDINIAN):							
11,000.00	0.00	11,000.00	6,494.63	0.00	4,500.00	5.37	99.95
=====							
*****TOTAL FOR FUND-SCC 200 9325 (MHS BAND):							
26,000.00	16,169.43	42,169.43	18,535.23	2,128.22	8,345.59	15,288.61	63.74
=====							
*****TOTAL FOR FUND-SCC 200 9326 (NATIONAL HONOR SOCIETY):							
3,500.00	0.00	3,500.00	42.43	0.00	3,457.57	0.00	100.00
=====							
*****TOTAL FOR FUND-SCC 200 9327 (ORCHESTRA):							
3,000.00	0.00	3,000.00	0.00	0.00	3,000.00	0.00	100.00
=====							
*****TOTAL FOR FUND-SCC 200 9330 (SCIENCE OLYMPIAD CLUB):							
6,120.00	0.00	6,120.00	2,234.95	428.74	3,844.49	40.56	99.34
=====							
*****TOTAL FOR FUND-SCC 200 9332 (SPANISH CLUB):							
5,280.00	0.00	5,280.00	4,515.64	1,610.18	763.82	0.54	99.99
=====							
*****TOTAL FOR FUND-SCC 200 9333 (STUDENT COUNCIL):							
40,000.00	0.00	40,000.00	25,388.44	354.22	13,989.07	622.49	98.44
=====							

Date: 03/05/20
Time: 9:51 am

MEDINA CITY SCHOOL DISTRICT
Appropriation Account Summary
SORTED BY FUND-SCC

Page: 12
(APPSUM)

FYTD Appropriated	Prior FY Carryover Encumbrances	FYTD Expendable	FYTD Actual Expenditures	MTD Actual Expenditures	Current Encumbrances	FYTD Unencumbered Balance	FYTD Percent Exp/Enc
*****TOTAL FOR FUND-SCC 200 9335 (LATIN CLUB):							
6,000.00	0.00	6,000.00	5,100.50	2,562.50	0.00	899.50	85.01
=====							
*****TOTAL FOR FUND-SCC 200 9337 (AMERICAN SIGN LANGUAGE CLUB):							
150.00	0.00	150.00	0.00	0.00	150.00	0.00	100.00
=====							
*****TOTAL FOR FUND-SCC 200 9339 (SPEECH/DEBATE CLUB):							
29,000.00	17,017.44	46,017.44	17,996.22	425.00	12,546.00	15,475.22	66.37
=====							
*****TOTAL FOR FUND-SCC 200 9340 (STUDENT'S H.O.P.E.):							
2,400.00	0.00	2,400.00	329.11	0.00	670.00	1,400.89	41.63
=====							
*****TOTAL FOR FUND-SCC 200 9346 (PENGUIN BOWL/NOSB):							
400.00	0.00	400.00	350.00	0.00	0.00	50.00	87.50
=====							
*****TOTAL FOR FUND-SCC 200 9350 (TECHNOLOGY CLUB):							
1,800.00	0.00	1,800.00	1,643.06	481.24	156.94	0.00	100.00
=====							
*****TOTAL FOR FUND-SCC 200 9352 (VIDEO CLUB - SR HI):							
6,000.00	5,725.45	11,725.45	3,232.30	50.00	5,829.21	2,663.94	77.28
=====							
*****TOTAL FOR FUND-SCC 200 9353 (CHINESE CLUB):							
100.00	100.00	200.00	0.00	0.00	100.00	100.00	50.00
=====							
*****TOTAL FOR FUND-SCC 200 9355 (GENDER AND SEXUALITY ALLIANCE):							
800.00	0.00	800.00	219.14	0.00	544.88	35.98	95.50
=====							
*****TOTAL FOR FUND-SCC 200 9380 (V O F T):							
8,000.00	0.00	8,000.00	2,500.00	0.00	5,500.00	0.00	100.00
=====							

Date: 03/05/20
Time: 9:51 am

MEDINA CITY SCHOOL DISTRICT
Appropriation Account Summary
SORTED BY FUND-SCC

Page: 13
(APPSUM)

FYTD Appropriated	Prior FY Carryover Encumbrances	FYTD Expendable	FYTD Actual Expenditures	MTD Actual Expenditures	Current Encumbrances	FYTD Unencumbered Balance	FYTD Percent Exp/Enc
*****TOTAL FOR FUND-SCC 200 9419 (CLASS OF 2019):							
3,253.33	0.00	3,253.33	1,005.78	0.00	2,247.55	0.00	100.00
=====							
*****TOTAL FOR FUND-SCC 200 9420 (CLASS OF 2020):							
13,497.68	6,773.64	20,271.32	3,036.49	71.11	11,020.13	6,214.70	69.34
=====							
*****TOTAL FOR FUND-SCC 200 9421 (CLASS OF 2021):							
45,000.00	0.00	45,000.00	9,263.22	8,434.95	34,969.85	766.93	98.30
=====							
*****TOTAL FOR FUND-SCC 200 9422 (CLASS OF 2022):							
4,900.00	0.00	4,900.00	1,800.00	0.00	3,100.00	0.00	100.00
=====							
*****TOTAL FOR FUND-SCC 200 9423 (CLASS OF 2023):							
1,900.00	0.00	1,900.00	1,800.00	0.00	100.00	0.00	100.00
=====							
*****TOTAL FOR FUND-SCC 300 0000 (ATHLETIC FUND):							
401,200.00	21,201.51	422,401.51	253,434.37	34,027.28	72,263.02	96,704.12	77.11
=====							
*****TOTAL FOR FUND-SCC 300 9110 (GARFIELD FIELD TRIPS):							
10,000.00	366.34	10,366.34	938.96-	0.00	400.84	10,904.46	5.19-
=====							
*****TOTAL FOR FUND-SCC 300 9120 (CANAVAN FIELD TRIP):							
10,695.00	915.00	11,610.00	5,931.90	0.00	1,516.00	4,162.10	64.15
=====							
*****TOTAL FOR FUND-SCC 300 9130 (FENN FIELD TRIPS):							
10,000.00	0.00	10,000.00	6,269.37	123.50	203.42	3,527.21	64.73
=====							
*****TOTAL FOR FUND-SCC 300 9140 (HERITAGE FIELD TRIPS):							
7,500.00	61.00	7,561.00	4,705.00	0.00	0.00	2,856.00	62.23
=====							

Date: 03/05/20
Time: 9:51 am

MEDINA CITY SCHOOL DISTRICT
Appropriation Account Summary
SORTED BY FUND-SCC

Page: 14
(APPSUM)

FYTD Appropriated	Prior FY Carryover Encumbrances	FYTD Expendable	FYTD Actual Expenditures	MTD Actual Expenditures	Current Encumbrances	FYTD Unencumbered Balance	FYTD Percent Exp/Enc
*****TOTAL FOR FUND-SCC 300 9160 (BLAKE FIELD TRIPS):							
11,000.00	396.00	11,396.00	1,147.00	0.00	7,650.00	2,599.00	77.19
=====							
*****TOTAL FOR FUND-SCC 300 9170 (WAITE FIELD TRIPS):							
30,000.00	0.00	30,000.00	7,776.70	0.00	601.02	21,622.28	27.93
=====							
*****TOTAL FOR FUND-SCC 300 9180 (NORTHROP FIELD TRIPS):							
10,000.00	1,500.00	11,500.00	9,213.73	0.00	50.00	2,236.27	80.55
=====							
*****TOTAL FOR FUND-SCC 300 9201 (CLAGGETT MIDDLE SCH. BAND FUND):							
38,000.00	5,960.00	43,960.00	8,447.89	0.00	28,541.93	6,970.18	84.14
=====							
*****TOTAL FOR FUND-SCC 300 9208 (CLAGGETT - 6TH GRADE TRIPS):							
111,500.00	0.00	111,500.00	103,788.00	0.00	0.00	7,712.00	93.08
=====							
*****TOTAL FOR FUND-SCC 300 9250 (ROOT M.S. BAND FUND):							
35,150.00	0.00	35,150.00	15,229.35	715.44	15,094.65	4,826.00	86.27
=====							
*****TOTAL FOR FUND-SCC 300 9253 (ROOT M.S. BEEHIVE):							
850.00	0.00	850.00	253.55	82.39	445.61	150.84	82.25
=====							
*****TOTAL FOR FUND-SCC 300 9258 (ROOT - DISTRICT SUPERVISED ACTIVITIES):							
159,495.00	0.00	159,495.00	123,722.60	0.00	14,592.00	21,180.40	86.72
=====							
*****TOTAL FOR FUND-SCC 300 9301 (BOWLING CLUB):							
4,000.00	0.00	4,000.00	0.00	0.00	4,000.00	0.00	100.00
=====							
*****TOTAL FOR FUND-SCC 300 9302 (MENS VOLLEYBALL):							
7,600.00	0.00	7,600.00	573.00-	0.00	7,600.00	573.00	92.46
=====							

Date: 03/05/20
Time: 9:51 am

MEDINA CITY SCHOOL DISTRICT
Appropriation Account Summary
SORTED BY FUND-SCC

Page: 15
(APPSUM)

FYTD Appropriated	Prior FY Carryover Encumbrances	FYTD Expendable	FYTD Actual Expenditures	MTD Actual Expenditures	Current Encumbrances	FYTD Unencumbered Balance	FYTD Percent Exp/Enc
*****TOTAL FOR FUND-SCC 300 9303 (HUDDLE/SHUDDLE):							
2,700.00	1,700.00	4,400.00	673.69	173.87	2,092.84	1,633.47	62.88
=====							
*****TOTAL FOR FUND-SCC 300 9304 (LINK CREW):							
5,250.00	0.00	5,250.00	1,201.19	29.96	4,048.81	0.00	100.00
=====							
*****TOTAL FOR FUND-SCC 300 9313 (MUSICAL):							
6,195.00	0.00	6,195.00	5,898.58	0.00	0.00	296.42	95.22
=====							
*****TOTAL FOR FUND-SCC 300 9334 (BEEHIVE CAFE):							
26,500.00	0.00	26,500.00	9,175.99	1,113.62	18,970.45	1,646.44	106.21
=====							
*****TOTAL FOR FUND-SCC 300 9410 (SPARKLE CHEERLEADING):							
8,850.00	0.00	8,850.00	1,464.70	904.40	5,035.30	2,350.00	73.45
=====							
*****TOTAL FOR FUND-SCC 401 9010 (AUXILIARY FUNDS/ST FRANCIS):							
381,577.92	0.00	381,577.92	173,387.86	30,606.83	50,270.87	157,919.19	58.61
=====							
*****TOTAL FOR FUND-SCC 401 9019 (AUXILIARY FUNDS/ST FRANCIS):							
27,709.87	51,073.24	78,783.11	78,783.11	0.00	0.00	0.00	100.00
=====							
*****TOTAL FOR FUND-SCC 401 9020 (AUX FUNDS NURTURY):							
13,892.24	0.00	13,892.24	1,209.00	0.00	1,259.00	11,424.24	17.77
=====							
*****TOTAL FOR FUND-SCC 401 9030 (AUX FUNDS MCA):							
188,010.48	0.00	188,010.48	120,951.56	4,721.82	22,527.30	44,531.62	76.31
=====							
*****TOTAL FOR FUND-SCC 401 9039 (AUX FUNDS MCA):							
523.66	18,012.09	18,535.75	18,535.75	0.00	0.00	0.00	100.00
=====							

Date: 03/05/20
Time: 9:51 am

MEDINA CITY SCHOOL DISTRICT
Appropriation Account Summary
SORTED BY FUND-SCC

Page: 16
(APPSUM)

FYTD Appropriated	Prior FY Carryover Encumbrances	FYTD Expendable	FYTD Actual Expenditures	MTD Actual Expenditures	Current Encumbrances	FYTD Unencumbered Balance	FYTD Percent Exp/Enc
*****TOTAL FOR FUND-SCC 401 9049 (AUX FUNDS KIDS COUNTRY):							
182.20	10,115.30	10,297.50	10,297.50	0.00	0.00	0.00	100.00
=====							
*****TOTAL FOR FUND-SCC 451 9010 (CONNECTIVITY):							
19,800.00	0.00	19,800.00	0.00	0.00	0.00	19,800.00	0.00
=====							
*****TOTAL FOR FUND-SCC 451 9019 (CONNECTIVITY):							
0.00	19,680.00	19,680.00	19,680.00	0.00	0.00	0.00	100.00
=====							
*****TOTAL FOR FUND-SCC 467 9020 (FOUNDATION - STUDENT WELLNESS AND SUCCESS):							
385,856.00	0.00	385,856.00	0.00	0.00	0.00	385,856.00	0.00
=====							
*****TOTAL FOR FUND-SCC 499 9019 (SCHOOL SAFETY):							
37,148.75	0.00	37,148.75	37,148.75	0.00	0.00	0.00	100.00
=====							
*****TOTAL FOR FUND-SCC 516 9019 (TITLE VI-B):							
371,430.56	6,410.04	377,840.60	279,082.33	0.00	0.00	98,758.27	73.86
=====							
*****TOTAL FOR FUND-SCC 516 9020 (TITLE VI-B):							
1,524,565.08	0.00	1,524,565.08	810,006.43	122,556.65	56,515.27	658,043.38	56.84
=====							
*****TOTAL FOR FUND-SCC 551 9120 (TITLE III LEP):							
8,468.20	0.00	8,468.20	0.00	0.00	0.00	8,468.20	0.00
=====							
*****TOTAL FOR FUND-SCC 572 9019 (TITLE I):							
200,082.08	302.23	200,384.31	111,652.64	0.00	0.00	88,731.67	55.72
=====							
*****TOTAL FOR FUND-SCC 572 9020 (TITLE I):							
574,888.09	0.00	574,888.09	289,447.03	45,990.01	2,900.00	282,541.06	50.85
=====							

Date: 03/05/20
Time: 9:51 am

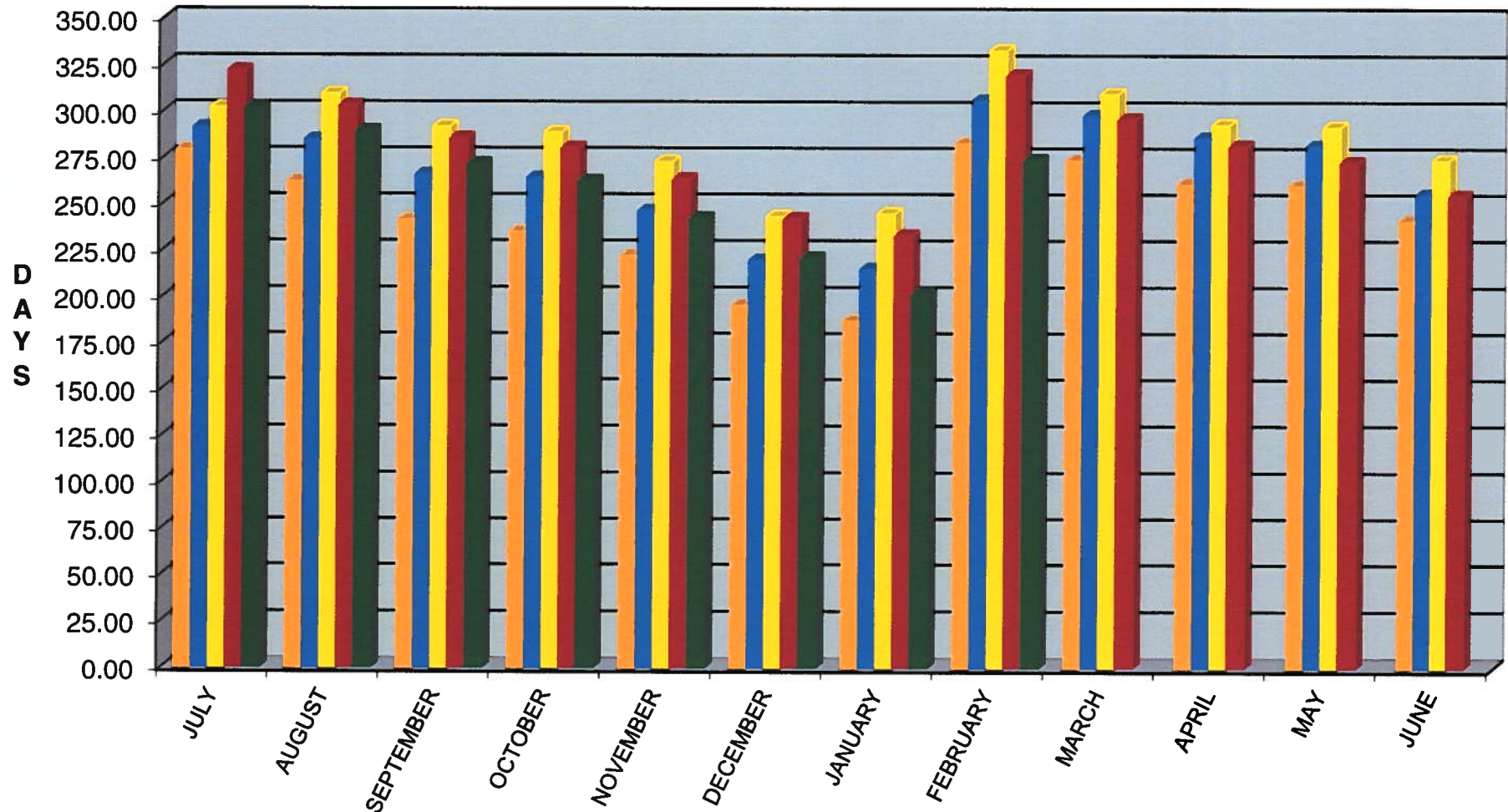
MEDINA CITY SCHOOL DISTRICT
Appropriation Account Summary
SORTED BY FUND-SCC

Page: 17
(APPSUM)

FYTD Appropriated	Prior FY Carryover Encumbrances	FYTD Expendable	FYTD Actual Expenditures	MTD Actual Expenditures	Current Encumbrances	FYTD Unencumbered Balance	FYTD Percent Exp/Enc
*****TOTAL FOR FUND-SCC 572 9119 (TITLE I-D):							
95,207.66	9,526.19	104,733.85	34,928.34	0.00	0.00	69,805.51	33.35
=====							
*****TOTAL FOR FUND-SCC 572 9120 (TITLE I-D):							
165,332.40	0.00	165,332.40	14,889.44	1,361.31	3,349.20	147,093.76	11.03
=====							
*****TOTAL FOR FUND-SCC 587 9019 (PRESCHOOL):							
5,382.83	131.48	5,514.31	5,381.09	0.00	0.00	133.22	97.58
=====							
*****TOTAL FOR FUND-SCC 587 9020 (PRESCHOOL):							
41,187.43	0.00	41,187.43	25,957.82	3,875.14	244.13	14,985.48	63.62
=====							
*****TOTAL FOR FUND-SCC 587 9120 (6B RESTORATION - PRESCHOOL RESTORATION):							
8,905.15	0.00	8,905.15	981.25	224.90	305.10	7,618.80	14.45
=====							
*****TOTAL FOR FUND-SCC 590 9019 (TITLE II-A):							
64,777.32	41,141.13	105,918.45	76,213.07	0.00	0.00	29,705.38	71.95
=====							
*****TOTAL FOR FUND-SCC 590 9020 (TITLE II-A):							
158,408.03	0.00	158,408.03	55,691.08	5,128.66	21,841.13	80,875.82	48.94
=====							
*****TOTAL FOR FUND-SCC 599 9019 (TITLE IV-A STUDENT SUPPORT AND ACADEMIC ENR):							
18,197.27	15,509.72	33,706.99	25,787.00	0.00	0.00	7,919.99	76.50
=====							
*****TOTAL FOR FUND-SCC 599 9020 (TITLE IV-A STUDENT SUPPORT AND ACADEMIC ENR):							
42,984.53	0.00	42,984.53	13,041.42	1,681.44	0.00	29,943.11	30.34
=====							
*****GRAND TOTALS:							
115,302,779.76	2,309,296.23	117,612,075.99	77,592,249.58	7,793,066.02	5,963,390.44	34,056,435.97	71.04
=====							

GENERAL FUND-TRUE DAYS CASH

Includes Emergency Levy



FY2016

FY2017

FY2018

FY2019

FY2020