

Medina City Schools

General Fund Analysis

February 28, 2017

	2016-2017 Original Estimate (1)	Y-T-D Actual July 2016 - June 2017 (2)	Percent	Variance (3)
Beginning Balance - July 1, 2016		48,376,543.79		0.00
General Fund	37,712,097.32			
Other Funds - Emergency Levy	10,664,446.47			
Revenue	<u>77,011,145.00</u>	<u>66,946,031.74</u>	<u>86.9%</u>	<u>10,065,113.26</u>
	77,011,145.00	66,946,031.74		10,065,113.26
Expenditures	72,951,865.00	49,958,592.69	68.5%	22,993,272.31
Encumbrance	650,000.00	1,967,537.64		-1,317,537.64
	<u>73,601,865.00</u>	<u>51,926,130.33</u>		<u>21,675,734.67</u>
Ending Balance - June 30, 2017	51,785,823.79	63,396,445.20		-11,610,621.41

Original Estimate revenue, expenditure and encumbrance taken from May 2016 five-year forecast
plus Return of Advances issued June 2016.

Includes November 2013 Emergency Levy

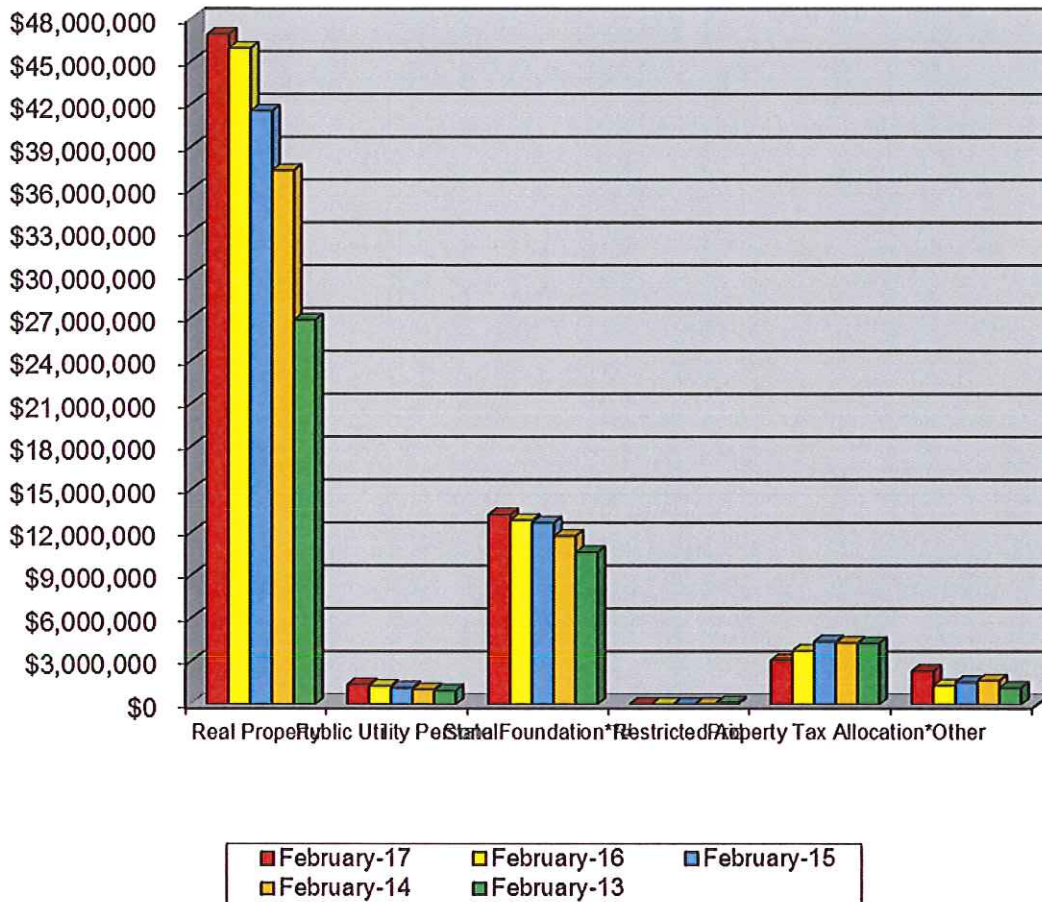
General Fund Summary

February 2017

Revenues

1. Real Property Taxes – Total Real Property Taxes received from the beginning of the fiscal year until February 28, 2017 is \$46,892,104.36. This is an increase of 2.1% above last year's taxes received at this time. \$22,745,650.00 was collected in February.
2. Public Utility Personal Property Taxes – Total Public Utility Personal Property Taxes received from the beginning of the fiscal year until February 28, 2017 is \$1,384,942.06. These monies are distributed upon settlement from the County Auditor. The amounts are listed in a separate line for State and five-year forecasting purposes. \$1,384,942.06 was transferred upon property tax settlement in August.
3. State Foundation – State Foundation monies received from the State of Ohio from the beginning of the fiscal year until February 28, 2017 total \$13,250,878.81. This is an increase of 3.0% above last year's foundation money received at this time. This includes \$345,222.26 in Casino revenues for the year. \$1,590,627.13 was collected in February.
4. Restricted Aid – Restricted Aid monies are for Career Tech funding. Monies received from the beginning of the fiscal year until February 28, 2017 total \$14,064.52. \$5,661.77 was collected in February.
5. Homestead and Rollback – Monies received from the State of Ohio from the beginning of the fiscal year until February 28, 2017 total \$3,074,694.11. Receipts are based upon the real property taxes collected and Homestead filings with the County Auditor. These revenues also include monies for personal property tax loss reimbursement from the State. The State will again be reducing the distribution of personal property tax loss reimbursement for the schools and will distribute these monies in November and May. \$-0- was collected in February.
6. Other – Other monies received from the beginning of the fiscal year until February 28, 2017 total \$2,329,347.88. This is an increase of 76.3% above last year at this time and is due to Other Local Taxes, Tuition, Interest Earnings, Gains/Losses on Investments, Pay to Participate Fees, Rent, Parking Fees, Payment's in Lieu of Taxes, Field Trips, Return of Advance, and Refund of Prior Year's Expenditures. \$210,834.84 was collected in February.

General Fund Revenue



	February-17	February-16	February-15	February-14	February-13	Current Forecast
Real Property	\$46,892,104	\$45,919,837	\$41,518,152	\$37,351,412	\$26,876,138	\$46,642,665
Public Utility Personal	\$1,384,942	\$1,278,953	\$1,162,428	\$1,036,985	\$956,682	\$2,843,373
State Foundation**#	\$13,250,879	\$12,865,917	\$12,692,014	\$11,758,120	\$10,634,709	\$20,622,359
Restricted Aid	\$14,065	\$5,242	\$4,231	\$15,582	\$142,072	\$62,697
Property Tax Allocation*	\$3,074,694	\$3,742,633	\$4,399,021	\$4,304,152	\$4,265,759	\$6,146,508
Other	\$2,329,348	\$1,321,100	\$1,544,222	\$1,656,253	\$1,157,157	\$2,821,338
Total	\$66,946,032	\$65,133,683	\$61,320,067	\$56,122,504	\$44,032,516	\$79,138,940
State %	24.4%	25.5%	27.9%	28.6%	34.2%	

Includes Homestead/Rollback, Tangible Personal Property Tax Fixed Rate Loss Reimbursement and Electric Deregulation.

* Includes Casino Revenue in State Foundation beginning January 2013 and Economic Disadvantaged Funding in November 2013.

† Includes a one time Hold Harmless on TPP in May 2016

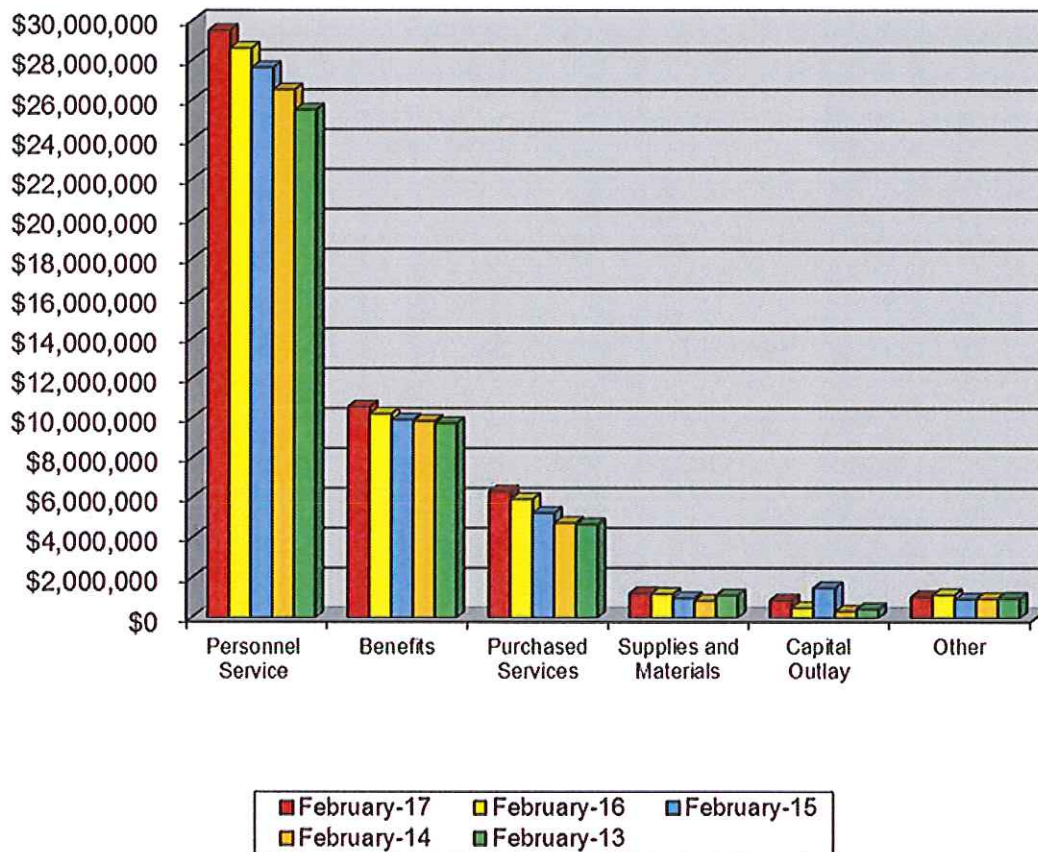
General Fund Summary

February 2017

Expenditures

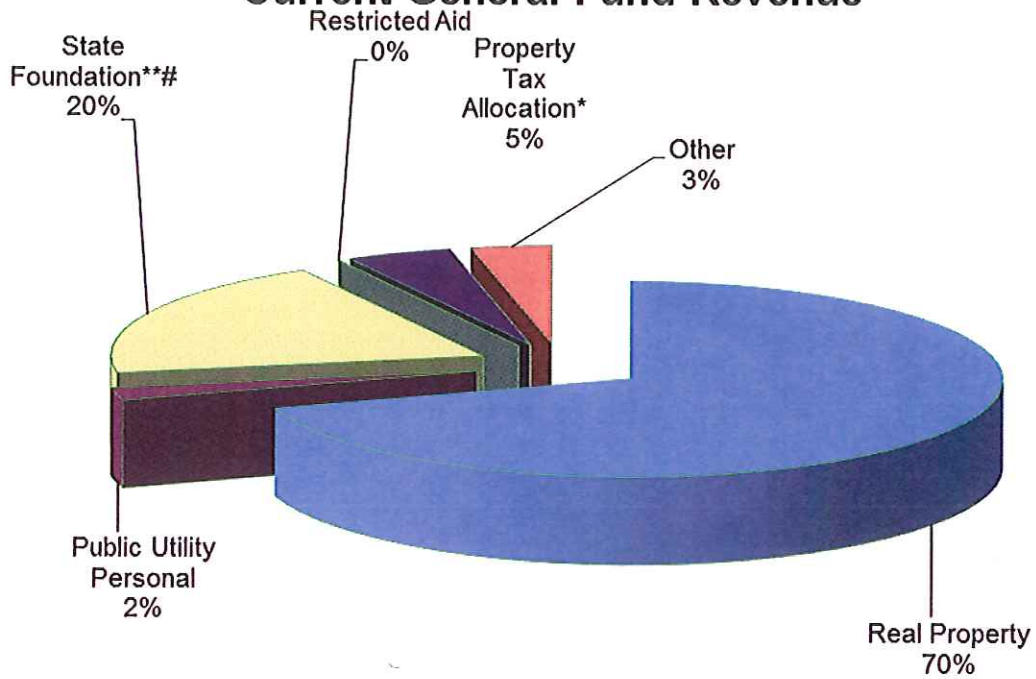
1. Personnel Services– The costs for personnel services for the School District from the beginning of the fiscal year until February 28, 2017 was \$29,482,556.27. This was an increase of 3.1% above last year at this. \$3,314,318.76 was spent in February.
2. Benefits – The cost for benefits for the School District from the beginning of the fiscal year until February 28, 2017 was \$10,568,313.30. This was an increase of 3.5% above last year at this time. \$1,291,492.19 was spent in February.
3. Purchased Services – The cost for purchased services for the district from the beginning of the fiscal year until February 28, 2017 total \$6,312,782.36. This was a 6.3% increase above last year at this time. \$790,381.05 was spent in February. Nursing Services, GAAP Audit, Garbage Removal, Rent/Lease, Postage, Electricity, Gas, Tuition, and Open Enrollment account for the increase.
4. Supplies and Materials – The cost for supplies and materials for the district from the beginning of the fiscal year until February 28, 2017 total \$1,225,520.83. This was a 2.8% increase above last year at this time. \$78,051.31 was spent in February. General Supplies, Textbooks, Newspapers/Periodicals, Custodial/Maintenance/HVAC Supplies, Transportation Supplies, and Fuel account for this increase.
5. Capital Outlay – The cost for capital outlay for the district from the beginning of the fiscal year until February 28, 2017 total \$873,428.53. This was a 78.6% increase above last year at this time and was mainly due to the purchase of Technology Equipment and School Bus Lease/Purchase. \$2,902.41 was spent in February.
6. Other – The cost of other expenditures excluding transfers for the district was \$1,043,035.05 for the fiscal year until February 28, 2017. This was a 9.0% decrease below last year at this time. \$75,638.99 was spent in February. Dues and Fees, Memberships, County Board Services, and Other Awards and Prizes make up the majority of this decrease.

General Fund Expenditures

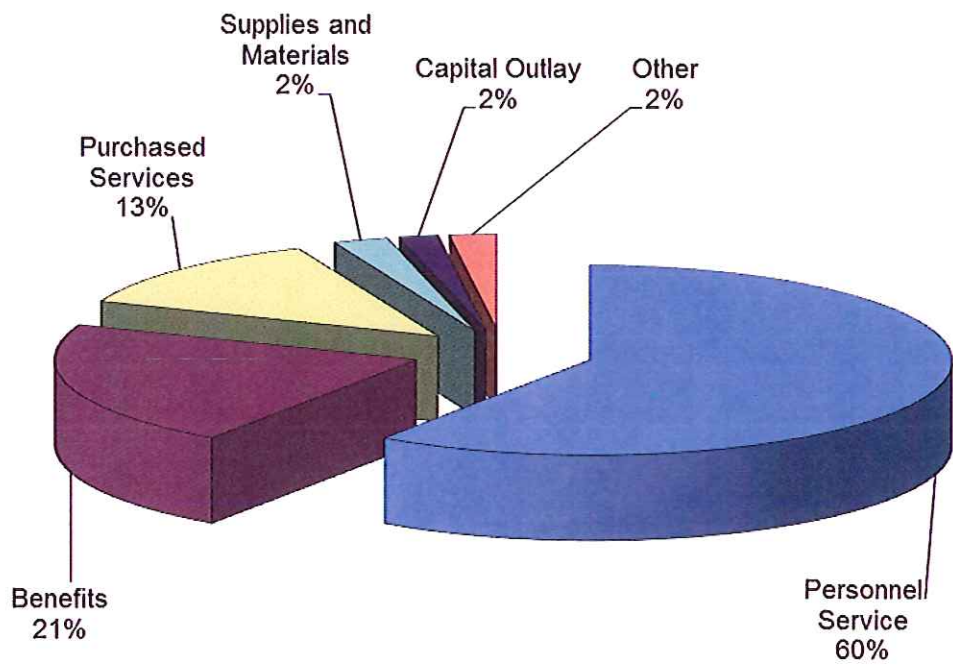


	February-17	February-16	February-15	February-14	February-13	Current Forecast
Personnel Service	\$29,482,556	\$28,589,037	\$27,614,255	\$26,498,250	\$25,481,631	\$43,100,095
Benefits	\$10,568,313	\$10,214,948	\$9,919,201	\$9,852,348	\$9,742,946	\$15,509,314
Purchased Services	\$6,312,782	\$5,938,391	\$5,247,687	\$4,750,969	\$4,674,274	\$9,208,579
Supplies and Materials	\$1,225,521	\$1,191,640	\$982,114	\$853,439	\$1,122,018	\$1,980,090
Capital Outlay	\$873,429	\$489,147	\$1,492,804	\$321,315	\$436,676	\$1,103,300
Other	\$1,043,035	\$1,146,664	\$934,905	\$955,588	\$973,851	\$1,974,346
Transfers and Adv., Etc.	\$452,956	\$486,731	\$309,832	\$481,728	\$0	\$493,894
Other than Debt						
Total	\$49,958,593	\$48,056,557	\$46,500,798	\$43,713,638	\$42,431,397	\$73,369,618

Current General Fund Revenue



Current General Fund Expenditures



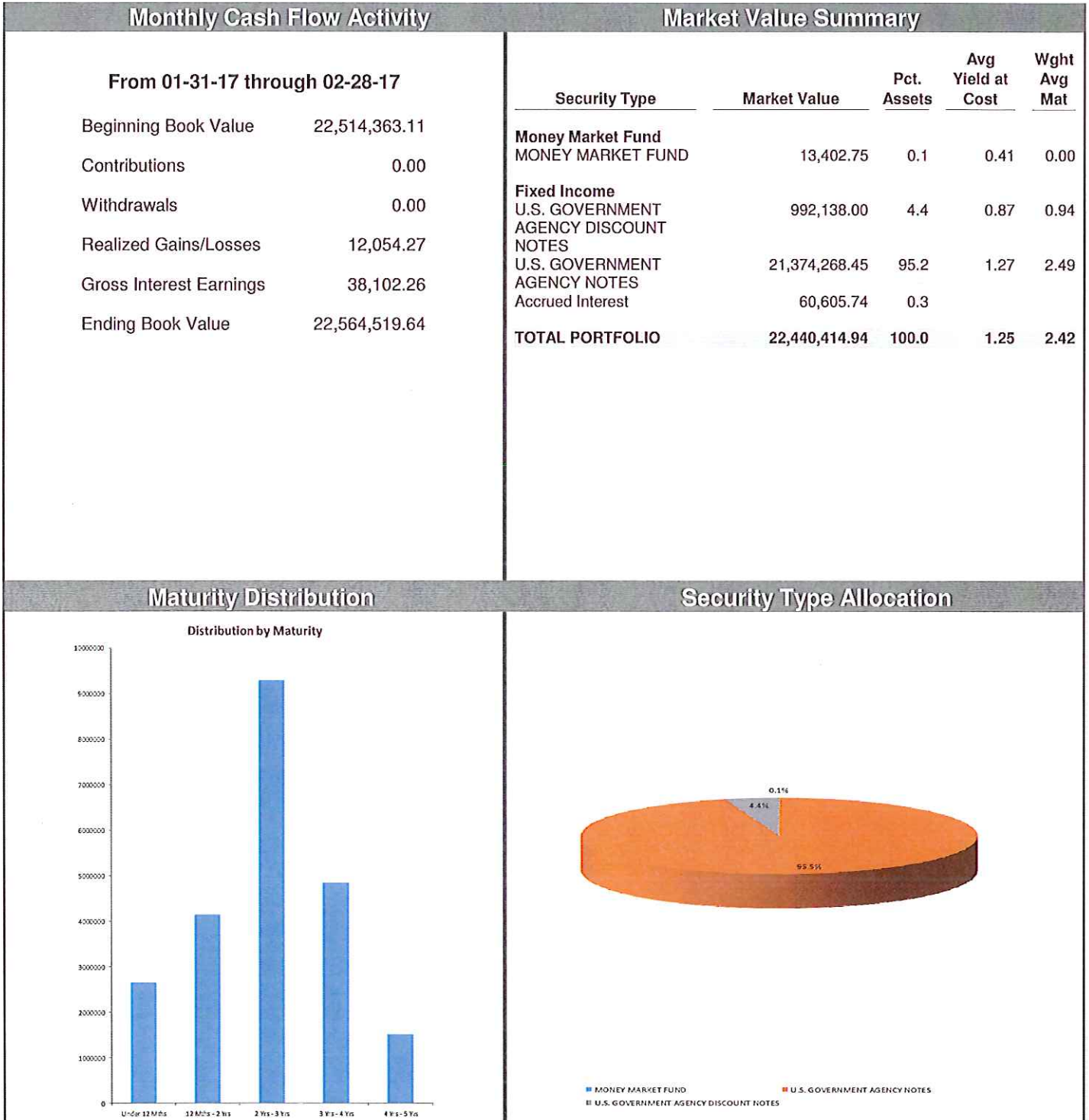
			Balance
Bank Balance - Regular Account			3,161,774.20
Financial Checks Outstanding	169,568.63		
Worker Comp Outstanding	51.60		
Flex O/S Checks	862.74		
Payroll Checks Outstanding	84,387.14		
	(254,870.11)		2,906,904.09
Flex Spending Bank Acct	17,310.29		
Investments:			
Sweep Account			
Redtree Investments	22,564,519.64		
T. Rowe - Collins	304,397.68	548,965.31	
T. Rowe - Bushman	0.00	304,397.68	4,593.47
Scudder - Collins	244,567.63		553,558.78
Scudder - Bushman	4,593.47	249,161.10	
Kanehl Stocks	4,867.38	553,558.78	
Star Ohio (22923)	47,433,650.28		
	0.00	47,433,650.28	
Star Plus 104791113939	320,609.92		
Fifth Third Securities	8,926,000.00		
Fifth Third Money Market	43,830.74		
Fifth Third Treasuries	1,000,000.00		
Fifth Third Int Payable	169.26		
Total	80,847,206.00	80,847,206.00	83,771,420.38
Adjustments			
Deposits in Transit	3,021.47		
Expenses not posted	(126,744.42)		
Other adjustments (see below)	0.00		
Total	(123,722.95)		83,647,697.43
MCSD Balance			83,647,697.43
Difference Between Bank vs. Book			0.00

MEDINA CITY SCHOOLS

SALES TAX UPDATE

Date	Sales Tax Description	Receipts	Expenditures	Balance
July 1, 2016	Beginning Balance (071) Sales Tax and (002-9012) Bond			\$ 2,876,964.21
July	6 Month Asbestos Surveillance Inspection and Reports		\$525.00	\$ 2,876,439.21
	Service Agreement - Generator		\$17,761.00	\$ 2,858,678.21
	MHS Roof Replacement Specs Bidding and Supervision		\$2,079.00	\$ 2,856,599.21
	PAC Landscape Project		\$8,750.00	\$ 2,847,849.21
	MHS East Track Courtyard Landscape Project		\$3,875.00	\$ 2,843,974.21
August	Sales Tax Distribution	\$692,161.92		\$ 3,536,136.13
	MHS Roof Replacement Project, Roof Section E		\$114,831.00	\$ 3,421,305.13
	1st Quarter Fleet Master Lease Agreement		\$7,396.74	\$ 3,413,908.39
	MHS and Root Latex Track Resurfacing		\$31,210.08	\$ 3,382,698.31
	Spray Applied Fireproof for New Roof Section at MHS		\$15,000.00	\$ 3,367,698.31
September	MHS East Track Donation Courtyard Landscape Project		\$550.00	\$ 3,367,148.31
	Flag Pole Foundation at Ken Dukes Stadium		\$2,500.00	\$ 3,364,648.31
	MHS Roof Replacement Specs Bidding and Supervision		\$2,079.00	\$ 3,362,569.31
	Fenn Library Carpet Replacement		\$6,592.34	\$ 3,355,976.97
	1st Quarter Fleet Master Lease Agreement		\$9,143.74	\$ 3,346,833.23
	MHS Secure Front Entrance Project		\$59,606.80	\$ 3,287,226.43
	Parking Lot Improvement Projects MHS and Garfield		\$334,081.82	\$ 2,953,144.61
	MHS and Root Latex Track Resurfacing		\$187,392.04	\$ 2,765,752.57
October	Performing Arts Center Landscape Project		\$8,750.00	\$ 2,757,002.57
	MHS East Track Donation Courtyard Landscape		\$2,665.00	\$ 2,754,337.57
	Flagpole, Flag, Shipping		\$14,824.00	\$ 2,739,513.57
	1st Quarter Fleet Master Lease Agreement		\$9,130.74	\$ 2,730,382.83
	Sales Tax Distribution	\$814,075.27		\$ 3,544,458.10
November	MHS Roof Replacement, Roof Section E		\$64,373.00	\$ 3,480,085.10
	2nd Quarter Fleet Master Lease Agreement		\$9,110.24	\$ 3,470,974.86
	MHS Secure Front Entrance		\$16,768.20	\$ 3,454,206.66
	Completion of MHS/PAC Landscape Projects		\$1,145.00	\$ 3,453,061.66
	Parking Lot Improvement Projects - MHS and Garfield		\$13,920.07	\$ 3,439,141.59
	MHS Gymnasium Improvements		\$6,180.00	\$ 3,432,961.59
December	COPS Principal and Interest		\$1,245,918.75	\$ 2,187,042.84
	Installation of Carpet/Cement Prep/ Labor - Garfield		\$771.00	\$ 2,186,271.84
	Commercial LED Solar Flagpole Light - Waite/Northrop		\$648.00	\$ 2,185,623.84
	2nd Quarter Fleet Master Lease Agreement		\$9,110.24	\$ 2,176,513.60
Janaury	Paving Reimbursement from Rec Center		(\$34,955.55)	\$ 2,211,469.15
	6 Month Asbestos Surveillance inspection and Reports		\$525.00	\$ 2,210,944.15
	2nd Quarter Fleet Master Lease Agreement		\$9,110.24	\$ 2,201,833.91
	Sales Tax Distribution	\$784,333.41		\$ 2,986,167.32
	Field Investigation/Prepare Evaluaion Report/Contractor Assist Allowance		\$5,200.00	\$ 2,980,967.32
February	MHS and Root Latex Track		\$19,008.88	\$ 2,961,958.44
	#rd Quarter Fleet Master Lease Agreement		\$9,110.24	\$ 2,952,848.20
	Fiscal Year Totals	\$2,290,570.60	\$2,214,686.61	

Monthly Investment Summary
Medina City School District
US Bank Custodian Acct Ending x70982
 February 28, 2017



Disclosures: RedTree's internal accounting system is the source of the market value of above account. Although obtained from a reliable source, we cannot guarantee accuracy. You should review statements provided by the custodian and compare with these statements.

Portfolio Holdings Report
Medina City School District
US Bank Custodian Acct Ending x70982
 February 28, 2017

Quantity	Cusip	Security Description	Moody's	S&P	Cost Basis	Market Value	Yield at Cost	Wtd Maturity
U.S. GOVERNMENT AGENCY NOTES								
1,650,000	3135G0PQ0	Federal Natl Mtg Assoc 0.875% Due 10-26-17	Aaa	AA+	1,642,657.50	1,650,952.05	1.03	0.66
1,270,000	3134G9N60	Federal Home Ln Mtg 1.000% Due 07-27-18	Aaa	AA+	1,270,000.00	1,268,592.84	1.00	1.40
1,085,000	3135G0G72	Federal Natl Mtg Assoc 1.125% Due 12-14-18	Aaa	AA+	1,083,730.55	1,083,248.81	1.19	1.77
1,790,000	3135G0J53	Federal Natl Mtg Assoc 1.000% Due 02-26-19	Aaa	AA+	1,779,188.40	1,779,653.80	1.30	1.97
2,220,000	3137EADZ9	Federal Home Ln Mtg 1.125% Due 04-15-19	Aaa	AA+	2,219,267.40	2,211,941.40	1.14	2.09
2,500,000	3135G0K93	Federal Natl Mtg Assoc 1.250% Due 06-28-19	Aaa	AA+	2,500,000.00	2,489,897.50	1.25	2.29
2,180,000	3130A9EP2	Federal Home Ln Bank 1.000% Due 09-26-19	Aaa	AA+	2,179,753.60	2,155,830.34	1.00	2.52
2,420,000	3136G2RQ2	Federal Natl Mtg Assoc 1.400% Due 10-29-19	Aaa	AA+	2,420,000.00	2,394,328.64	1.40	2.59
1,270,000	3136G3J71	Federal Natl Mtg Assoc 1.420% Due 07-27-20	Aaa	AA+	1,270,000.00	1,234,179.65	1.42	3.30
1,520,000	3136G35C5	Federal Natl Mtg Assoc 1.400% Due 08-28-20	Aaa	AA+	1,520,000.00	1,498,593.84	1.40	3.40
2,130,000	3136G4AL7	Federal Natl Mtg Assoc 1.500% Due 09-30-20	Aaa	AA+	2,130,000.00	2,100,467.55	1.50	3.45
1,545,000	3136G34Y8	Federal Natl Mtg Assoc 1.600% Due 08-24-21	Aaa	AA+	1,545,000.00	1,506,582.03	1.60	4.30
	Accrued Interest					60,605.74		
					21,559,597.45	21,434,874.19	1.27	2.49
U.S. GOVERNMENT AGENCY DISCOUNT NOTES								
1,000,000	313385SS6	Federal Home Ln Bank Discount Note 0.000% Due 02-05-18	P-1	A-1+	991,519.44	992,138.00	0.87	0.94
MONEY MARKET FUND								
	USBMMF	First American Treasury Obligations Fund			13,402.75	13,402.75	0.41	
TOTAL PORTFOLIO					22,564,519.64	22,440,414.94	1.25	2.42

Monthly Activity Reports
GROSS INTEREST INCOME
Medina City School District
US Bank Custodian Acct Ending x70982
From 02-01-17 Through 02-28-17

Ex-Date	Pay-Date	Security	Amount
U.S. GOVERNMENT AGENCY NOTES			
02-08-17	02-08-17	Federal Natl Mtg Assoc 0.875% Due 02-08-18	8,946.88
02-27-17	02-27-17	Federal Natl Mtg Assoc 1.000% Due 02-26-19	8,950.00
02-27-17	02-27-17	Federal Natl Mtg Assoc 1.600% Due 08-24-21	11,948.00
02-28-17	02-28-17	Federal Natl Mtg Assoc 1.125% Due 12-14-18	-2,509.06
02-28-17	02-28-17	Federal Natl Mtg Assoc 1.400% Due 08-28-20	10,521.78
			<hr/> 37,857.60
MONEY MARKET FUND			
02-01-17	02-01-17	First American Treasury Obligations Fund	244.66
GROSS INCOME			<hr/> 38,102.26

Purchase and Sale
Medina City School District
US Bank Custodian Acct Ending x70982

From 02-01-17 To 02-28-17

Trade Date	Settle Date	Quantity	Security	Unit Price	Amount
PURCHASES					
02-14-2017	02-15-2017	1,000,000	Federal Home Ln Bank Discount Note 0.000% Due 02-05-18	99.15	991,519.44
02-28-2017	02-28-2017	1,085,000	Federal Natl Mtg Assoc 1.125% Due 12-14-18	99.88	1,083,730.55
					2,075,249.99
SALES					
02-07-2017	02-08-2017	260,000	Federal Natl Mtg Assoc 0.875% Due 02-08-18	99.99	259,980.24
02-08-2017	02-08-2017	1,765,000	Federal Natl Mtg Assoc 0.875% Due 02-08-18	99.99	1,764,865.86
02-08-2017	02-08-2017	20,000	Federal Natl Mtg Assoc 0.875% Due 02-08-18	99.99	19,998.48
					2,044,844.58

Realized Gains/Losses
Medina City School District
US Bank Custodian Acct Ending x70982
 From 02-01-17 Through 02-28-17

Open Date	Close Date	Quantity	Security	Cost Basis	Proceeds	Gain Or Loss	
						Short Term	Long Term
02-10-2015	02-08-2017	260,000	Federal Natl Mtg Assoc 0.875% Due 02-08-18	258,447.80	259,980.24		1,532.44
02-10-2015	02-08-2017	1,765,000	Federal Natl Mtg Assoc 0.875% Due 02-08-18	1,754,462.95	1,764,865.86		10,402.91
12-29-2015	02-08-2017	20,000	Federal Natl Mtg Assoc 0.875% Due 02-08-18	19,879.56	19,998.48		118.92
TOTAL GAINS						0.00	12,054.27
TOTAL LOSSES						0.00	0.00
TOTAL REALIZED GAIN/LOSS						0.00	12,054.27
		12,054.27		2,032,790.31	2,044,844.58		

ENV# CEBCRNJZBBGCKPH_BBBBB
FIFTH THIRD SECURITIES, INC.
MD 1MOB2A
5050 KINGSLEY DRIVE
CINCINNATI, OH 45263

MEDINA CITY SCHOOLS
DAVID CHAMBERS
739 WEYMOUTH RD
MEDINA OH 44256



STATEMENT FOR THE PERIOD FEBRUARY 1, 2017 TO FEBRUARY 28, 2017

MEDINA CITY SCHOOLS - Corporation
Account Number: [REDACTED]

By the courtesy of:
LEE/CARTER/SAVAGE

For questions about your accounts:
Local: 614 744 5496
National: 800 228 8852

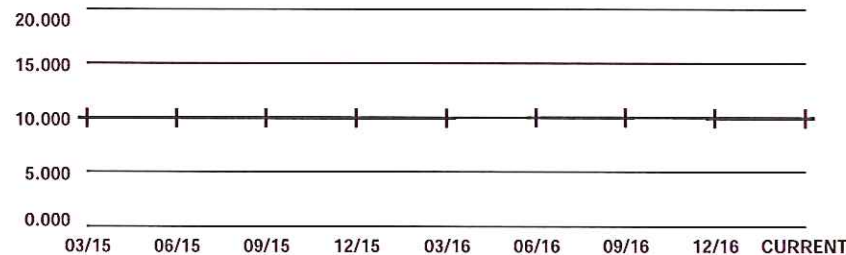
TOTAL VALUE OF YOUR PORTFOLIO **\$9,987,707.82**

FOR YOUR INFORMATION

Fifth Third Securities, Inc. Investments offered through Fifth Third Securities, Inc., member
FINRA/SIPC

CHANGE IN VALUE OF YOUR PORTFOLIO

\$ millions



Change In Value Of Your Portfolio information can be found in Miscellaneous Footnotes at the end of this statement.

Fifth Third Securities, Inc.

MN_CEBCRNJZBBGCKPH_BBBBB 20170228

Account carried with National Financial Services LLC, Member
NYSE, SIPC

Statement for the Period February 1, 2017 to February 28, 2017

MEDINA CITY SCHOOLS - Corporation

Account Number: [REDACTED]



Account Overview

CHANGE IN ACCOUNT VALUE	Current Period	Year-to-Date
BEGINNING VALUE	\$9,983,769.36	\$9,982,669.94
Additions and Withdrawals	(\$7,846.11)	(\$38,550.53)
Income	\$8,121.29	\$38,825.71
Taxes, Fees and Expenses	\$0.00	\$0.00
Change in Value	\$3,663.28	\$4,762.70
ENDING VALUE (AS OF 02/28/17)	\$9,987,707.82	\$9,987,707.82

Refer to Miscellaneous Footnotes for more information on Change in Value.

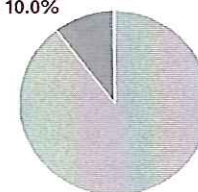
INCOME

TAXABLE	Current Period	Year-to-Date
Taxable Dividends	\$57.30	\$57.70
Taxable Interest	\$8,063.99	\$38,768.01
TOTAL TAXABLE	\$8,121.29	\$38,825.71
TOTAL INCOME	\$8,121.29	\$38,825.71

Taxable income is determined based on information available to NFS at the time the statement was prepared, and is subject to change. Final information on taxation of interest and dividends is available on Form 1099-Div, which is mailed in February of the subsequent year.

ACCOUNT ALLOCATION

Money Markets 0.4%
U.S. Treasury / Agency Sec. 10.0%



CDs 89.6%

	Percent	Prior Period	Current Period
Money Markets	0.4 %	\$1,543,555.56	\$43,830.74
CDs	89.6	\$7,940,653.80	\$8,944,422.08
U.S. Treasury / Agency Sec.	10.0	\$499,560.00	\$999,455.00
TOTAL	100.0 %	\$9,983,769.36	\$9,987,707.82

Account Allocation shows the percentage that each asset class represents of your total account value. Account Allocation for equities, fixed income, and other categories may include mutual funds and may be net of short positions. NFS has made assumptions concerning how certain mutual funds are allocated. Closed-end mutual funds and Exchange Traded Products (ETPs) listed on an exchange may be included in the equity allocation. The chart may not reflect your actual portfolio allocation. Consult your broker/dealer prior to making investment decisions.

Statement for the Period February 1, 2017 to February 28, 2017

MEDINA CITY SCHOOLS - Corporation

Account Number: [REDACTED]



Account Overview *continued*

MESSAGES AND ALERTS

Customers wishing to learn more about their investment professional can contact the FINRA BrokerCheck Hotline Number at 1-800-289-9999 or visit the FINRA Regulation website www.finra.org. Customers can also obtain an investor brochure that includes information describing the FINRA BrokerCheck program by contacting Brokerage Operations 1-888-889-1025.

Fifth Third Securities reminds you to please promptly report any inaccuracies or discrepancies in your account to Brokerage Operations by calling 1-888-889-1025. Please reconfirm any oral communications in writing to your Investment Professional to further protect your rights under the Securities Investor Protection Act SIPA. National Financial Services will never contact customers in relation to requests for banking credentials.

Beginning in January 2017, National Financial Services is enhancing customer account statements to create a new Activity subsection entitled, Miscellaneous and Corporate Actions for Return of Principal, certain Corporate Actions, and transactions with a zero dollar amount. These transactions will be reflected in the Change in Value line item of the Account Overview section. In addition, the Change in Value definition within the Miscellaneous Footnotes section and the Customer Service language on the last page of the Statement will be modified.

National Financial Services LLC NFS is required by the Securities Exchange Act of 1934 to provide certain financial information from its Statement of Financial Condition. At December 31, 2015, NFS, an affiliate of Fidelity Brokerage Services LLC, had net capital of \$3,377 million, which was 13.81 percent of aggregate debit items and exceeded its minimum requirement by \$2,888 million. To acquire the Statement of Financial Condition, log on to www.mybrokerageinfo.com.

Statement for the Period February 1, 2017 to February 28, 2017

MEDINA CITY SCHOOLS - Corporation
Account Number: [REDACTED]



Holdings

NFS-provided cost basis, realized gain (loss) and holding period information may not reflect all adjustments necessary for tax purposes. Please refer to Footnotes and Cost Basis Information at the end of this statement for more information.

For additional information regarding your holdings, please refer to the footnotes at the end of the statement.

CASH AND CASH EQUIVALENTS - 0.44% of Total Account Value

Description	Symbol/Cusip Account Type	Quantity	Price on 02/28/17	Current Market Value	Estimated Annual Income
Money Markets					
FEDERATED TREASURY OBLIGATIONS IS	TOIXX	43,830.74	\$1.00	\$43,830.74	
7 DAY YIELD .40%	CASH				
Dividend Option Cash					
Capital Gain Option Cash					
Total Cash and Cash Equivalents				\$43,830.74	

Statement for the Period February 1, 2017 to February 28, 2017

MEDINA CITY SCHOOLS - Corporation
Account Number: [REDACTED]



HOLDINGS > FIXED INCOME - 99.56% of Total Account Value

For an explanation of fixed income pricing, please see the last page. Redemption schedule(s), bond rating(s), and other information are provided where available. If information does not appear regarding a particular investment, it is not available. The ratings on this statement are provided by Standard & Poor's and/or Moody's to rate the quality based on the respective rating agency's assessment. "Ratings information from Standard & Poor's ("S&P") may not be reproduced. S&P credit ratings are statements of opinion and are not statements of fact or recommendations to purchase, hold, or sell securities, nor do they address the suitability of securities for investment purposes, and should not be relied on as investment advice. S&P does not guarantee the accuracy, completeness, timeliness or availability of any information, including ratings, and is not responsible for errors or omissions (negligent or otherwise). S&P gives no express or implied warranties, including but not limited to any warranties of merchantability or fitness for a particular purpose or use. S&P shall not be liable for any direct, indirect, incidental, exemplary, compensatory, punitive, special or consequential damages, costs, expenses, legal fees, or losses (including lost income or profits and opportunity costs) in connection with any use of ratings."

Accrued Interest - Represents interest accumulated since the last coupon date on certain fixed income securities which may not yet have been paid by the issuer or received byNFS. There is no guarantee that the accrued interest will be paid by the issuer.

Description	Symbol/Cusip Account Type	Quantity	Estimated Price on 02/28/17	Estimated Current Market Value	Estimated Annual Income	Original/Adjusted Cost Basis	Unrealized Gain (Loss)
CDs							
Certificates of Deposit (CDs), including Market Indexed CDs and Market Linked CDs (collectively, MCDs) are generally shown at estimated market prices based upon a matrix or model pricing method that may not represent the actual price if sold prior to maturity. However, CDs and MCDs may be shown at face value for up to seven calendar days from date of issue if estimated market prices have not been received from a third party pricing vendor. The actual value of CDs and MCDs may be different from their purchase price. CDs and MCDs are subject to interest rate risk. The estimated market price reflected for MCDs may not be based on the actual closing value of the linked market index on the final maturity date and the market value of MCDs may not correspond directly to increases or decreases in the underlying linked market index. You may sell CDs or MCDs in the secondary market subject to market conditions. The secondary market for CDs and MCDs is generally illiquid. If sold prior to maturity, the value of MCDs may be less than the purchase amount or face value. The sale or redemption of any fixed income security prior to maturity may result in a substantial gain or loss, and an early withdrawal penalty may apply. Certain MCDs may only be redeemed on pre-specified liquidation dates and may have call features that allow the issuer to call the MCD prior to maturity. Certain Step Rate CDs are also subject to reinvestment risk if call provisions are exercised by the issuer and if a CD with a comparable rate is not available.							
See sales materials or contact your broker/dealer for additional information.							
CENTENNIAL BK CENTENNIAL CO CD 1.05000%	15136JCG6	248,000	\$1.0022	\$248,545.60	\$2,604.00	\$248,000.00	
10/30/2017 FDIC INSURED	CASH						
CPN PMT SEMI-ANNUAL							
ON JUL 29, JAN 29							
Next Interest Payable: 07/29/17							
Estimated Yield 1.04%							
Accrued Interest \$221.16							
Average Unit Cost \$1.00							
Adjusted Cost Basis						\$248,000.00	D \$545.60
BMO HARRIS BK NATL ASSN CHICAG CD	05581WCD5	248,000	\$1.00468	\$249,160.64	\$2,728.00	\$248,000.00	
1.10000% 01/19/2018 FDIC INSURED	CASH						
CPN PMT SEMI-ANNUAL							
ON JUL 20, JAN 20							
Next Interest Payable: 07/20/17							
Estimated Yield 1.09%							
Accrued Interest \$298.96							
Average Unit Cost \$1.00							
Adjusted Cost Basis						\$248,000.00	D \$1,160.64

Fifth Third Securities, Inc.

Account carried with National Financial Services LLC, Member
NYSE, SIPC

MN _CEBCRNJZBBGCKPH_BBBBB 20170228

Statement for the Period February 1, 2017 to February 28, 2017

MEDINA CITY SCHOOLS - Corporation
Account Number: [REDACTED]



HOLDINGS > FIXED INCOME *continued*

Description	Symbol/Cusip Account Type	Quantity	Estimated Price on 02/28/17	Estimated Current Market Value	Estimated Annual Income	Original/Adjusted Cost Basis	Unrealized Gain (Loss)
ALLY BK MIDVALE UTAH CD 1.40000% 01/22/2018 FDIC INSURED CPN PMT SEMI-ANNUAL ON JUL 22, JAN 22 Next Interest Payable: 07/22/17 Estimated Yield 1.39% Accrued Interest \$364.38 Average Unit Cost \$1.00 Adjusted Cost Basis	02006LND1 CASH	250,000	\$1.0043	\$251,075.00	\$3,500.00	\$250,000.00	
						\$250,000.00 D	\$1,075.00
CAPITAL ONE BK USA NATL ASSN 1.25000% 01/22/2018 CD FDIC INSURED CPN PMT SEMI-ANNUAL ON JUL 22, JAN 22 Next Interest Payable: 07/22/17 Estimated Yield 1.24% Accrued Interest \$325.34 Average Unit Cost \$1.00 Adjusted Cost Basis	140420RH5 CASH	250,000	\$1.00297	\$250,742.50	\$3,125.00	\$250,000.00	
						\$250,000.00 D	\$742.50
GOLDMAN SACHS BK USA NY CD 1.40000% 01/22/2018 FDIC INSURED CPN PMT SEMI-ANNUAL ON JUL 21, JAN 21 Next Interest Payable: 07/21/17 Estimated Yield 1.39% Accrued Interest \$373.97 Average Unit Cost \$1.00 Adjusted Cost Basis	38148JHX2 CASH	250,000	\$1.0043	\$251,075.00	\$3,500.00	\$250,000.00	
						\$250,000.00 D	\$1,075.00
BMW BK NORTH AMER SALT LAKE 1.35000% 01/23/2018 CD FDIC INSURED CPN PMT SEMI-ANNUAL ON JUL 23, JAN 23 Next Interest Payable: 07/23/17 Estimated Yield 1.34% Accrued Interest \$342.12 Average Unit Cost \$1.00 Adjusted Cost Basis	05580ABB9 CASH	250,000	\$1.00384	\$250,960.00	\$3,375.00	\$250,000.00	
						\$250,000.00 D	\$960.00

Fifth Third Securities, Inc.

Account carried with National Financial Services LLC, Member
NYSE, SIPC

MN _CEBCRNJZBBGCKPH_BBBBB 20170228

Statement for the Period February 1, 2017 to February 28, 2017

MEDINA CITY SCHOOLS - Corporation
Account Number: [REDACTED]



HOLDINGS > FIXED INCOME *continued*

Description	Symbol/Cusip Account Type	Quantity	Estimated Price on 02/28/17	Estimated Current Market Value	Estimated Annual Income	Original/Adjusted Cost Basis	Unrealized Gain (Loss)
DISCOVER BK CD 1.30000% 01/29/2018 FDIC INSURED CPN PMT SEMI-ANNUAL ON JUL 28, JAN 28 Next Interest Payable: 07/28/17 Estimated Yield 1.29% Accrued Interest \$284.93 Average Unit Cost \$1.00 Adjusted Cost Basis	254672GB8 CASH	250,000	\$1.0033	\$250,825.00	\$3,250.00	\$250,000.00	
						\$250,000.00 D	\$825.00
ISRAEL DISC BK NEW YORK N Y CD 1.25000% 01/29/2018 FDIC INSURED CPN PMT SEMI-ANNUAL ON JUL 28, JAN 28 Next Interest Payable: 07/28/17 Average Unit Cost \$1.00 Adjusted Cost Basis	465076JE8 CASH	248,000	\$1.00357	\$248,885.36		\$248,000.00	
						\$248,000.00 D	\$885.36
SALLIE MAE BK SLT LAKE CITY UT CD 1.20000% 01/29/2018 FDIC INSURED CPN PMT SEMI-ANNUAL ON JUL 27, JAN 27 Next Interest Payable: 07/27/17 Estimated Yield 1.19% Accrued Interest \$269.06 Average Unit Cost \$1.00 Adjusted Cost Basis	795450XV2 CASH	248,000	\$1.00358	\$248,887.84	\$2,976.00	\$248,000.00	
						\$248,000.00 D	\$887.84
SYNOVUS BK COLUMBUS GA 1.10000% 01/29/2018 CD FDIC INSURED CPN PMT SEMI-ANNUAL ON JUL 29, JAN 29 Next Interest Payable: 07/29/17 Estimated Yield 1.09% Accrued Interest \$233.56 Average Unit Cost \$1.00 Adjusted Cost Basis	87164DGM6 CASH	250,000	\$1.00148	\$250,370.00	\$2,750.00	\$250,000.00	
						\$250,000.00 D	\$370.00

Fifth Third Securities, Inc.

Account carried with National Financial Services LLC, Member
NYSE, SIPC

MN _CEBCRNJZBBGCKPH_BBBBBB 20170228

Statement for the Period February 1, 2017 to February 28, 2017

MEDINA CITY SCHOOLS - Corporation
Account Number: [REDACTED]



HOLDINGS > FIXED INCOME *continued*

Description	Symbol/Cusip Account Type	Quantity	Estimated Price on 02/28/17	Estimated Current Market Value	Estimated Annual Income	Original/Adjusted Cost Basis	Unrealized Gain (Loss)
AMERICAN EXPRESS CENTRN 1.30000% 01/30/2018 CD FDIC INSURED CPN PMT SEMI-ANNUAL ON JUL 30, JAN 30 Next Interest Payable: 07/31/17 Estimated Yield 1.29% Accrued Interest \$267.12 Average Unit Cost \$1.00 Adjusted Cost Basis	02587DXC7 CASH	250,000	\$1.00328	\$250,820.00	\$3,250.00	\$250,000.00	
						\$250,000.00 D	\$820.00
CARDINAL BK NATL ASSN VA 1.10000% 01/30/2018 CD FDIC INSURED CPN PMT MONTHLY Next Interest Payable: 03/30/17 Estimated Yield 1.09% Accrued Interest \$7.53 Average Unit Cost \$1.00 Adjusted Cost Basis	14147VEK8 CASH	250,000	\$1.00146	\$250,365.00	\$2,750.00	\$250,000.00	
						\$250,000.00 D	\$365.00
CUSTOMERS BK PHOENIXVILLE PA 1.15000% 01/30/2018 CD FDIC INSURED CPN PMT MONTHLY Next Interest Payable: 03/30/17 Estimated Yield 1.14% Accrued Interest \$7.88 Average Unit Cost \$1.00 Adjusted Cost Basis	23204HCK2 CASH	250,000	\$1.00191	\$250,477.50	\$2,875.00	\$250,000.00	
						\$250,000.00 D	\$477.50
MEDALLION BK UTAH CD 1.15000% 01/30/2018 FDIC INSURED CPN PMT SEMI-ANNUAL ON JUL 30, JAN 30 Next Interest Payable: 07/30/17 Estimated Yield 1.14% Accrued Interest \$236.30 Average Unit Cost \$1.00 Adjusted Cost Basis	58403BU87 CASH	250,000	\$1.00191	\$250,477.50	\$2,875.00	\$250,000.00	
						\$250,000.00 D	\$477.50

Fifth Third Securities, Inc.

Account carried with National Financial Services LLC, Member
NYSE, SIPC

MN _CEBCRNJZBBGCKPH_BBBBBB 20170228

Statement for the Period February 1, 2017 to February 28, 2017

MEDINA CITY SCHOOLS - Corporation

Account Number: [REDACTED]



HOLDINGS > FIXED INCOME *continued*

Description	Symbol/Cusip Account Type	Quantity	Estimated Price on 02/28/17	Estimated Current Market Value	Estimated Annual Income	Original/Adjusted Cost Basis	Unrealized Gain (Loss)
FARM BUR BK FSB NV CD 1.05000% 02/02/2018 FDIC INSURED CPN PMT MONTHLY Next Interest Payable: 03/02/17 Estimated Yield 1.04% Accrued Interest \$194.18 Average Unit Cost \$1.00 Adjusted Cost Basis	307660JC5 CASH	250,000	\$1.00092	\$250,230.00	\$2,625.00	\$250,000.00	
						\$250,000.00 D	\$230.00
BANK OF GEORGETOWN WASH DC CD 1.00000% 02/12/2018 FDIC INSURED CPN PMT SEMI-ANNUAL ON AUG 12, FEB 12 Next Interest Payable: 08/12/17 Estimated Yield 0.99% Accrued Interest \$115.51 Average Unit Cost \$1.00 Adjusted Cost Basis	06424XCB6 CASH	248,000	\$1.00343	\$248,850.64	\$2,480.00	\$248,000.00	
						\$248,000.00 D	\$850.64
STEARNS BK NA ST CLOUD MN CD 1.00000% 02/12/2018 FDIC INSURED CPN PMT MONTHLY Next Interest Payable: 03/12/17 Estimated Yield 0.99% Accrued Interest \$115.51 Average Unit Cost \$1.00 Adjusted Cost Basis	857894QQ5 CASH	248,000	\$1.00294	\$248,729.12	\$2,480.00	\$248,000.00	
						\$248,000.00 D	\$729.12
LANDMARK CMNTY BK TN CD 1.05000% 02/13/2018 FDIC INSURED CPN PMT MONTHLY Next Interest Payable: 03/13/17 Estimated Yield 1.04% Accrued Interest \$115.07 Average Unit Cost \$1.00 Adjusted Cost Basis	51507LAS3 CASH	250,000	\$1.00065	\$250,162.50	\$2,625.00	\$250,000.00	
						\$250,000.00 D	\$162.50

Fifth Third Securities, Inc.

MN _CEBCRNJZBBGCKPH_BBBBB 20170228

Account carried with National Financial Services LLC, Member
NYSE, SIPC

Statement for the Period February 1, 2017 to February 28, 2017

MEDINA CITY SCHOOLS - Corporation
Account Number: [REDACTED]



HOLDINGS > FIXED INCOME *continued*

Description	Symbol/Cusip Account Type	Quantity	Estimated Price on 02/28/17	Estimated Current Market Value	Estimated Annual Income	Original/Adjusted Cost Basis	Unrealized Gain (Loss)
BANK NORTH CAROLINA NC CD 1.05000% 02/20/2018 FDIC INSURED CPN PMT MONTHLY Next Interest Payable: 03/19/17 Estimated Yield 1.04% Accrued Interest \$71.34 Average Unit Cost \$1.00 Adjusted Cost Basis	06414QXP9 CASH	248,000	\$1.00287	\$248,711.76	\$2,604.00	\$248,000.00	
						\$248,000.00 D	\$711.76
EAGLEBANK BETHESDA MD CD 1.00000% 02/20/2018 FDIC INSURED CPN PMT MONTHLY Next Interest Payable: 03/19/17 Estimated Yield 0.99% Accrued Interest \$68.49 Average Unit Cost \$1.00 Adjusted Cost Basis	27002YCS3 CASH	250,000	\$1.00278	\$250,695.00	\$2,500.00	\$250,000.00	
						\$250,000.00 D	\$695.00
KEY BK NATL ASSN OHIO CD 1.15000% 02/20/2018 FDIC INSURED CPN PMT SEMI-ANNUAL ON AUG 17, FEB 17 Next Interest Payable: 08/17/17 Estimated Yield 1.14% Accrued Interest \$93.76 Average Unit Cost \$1.00 Adjusted Cost Basis	49306SWE2 CASH	248,000	\$1.00289	\$248,716.72	\$2,852.00	\$248,000.00	
						\$248,000.00 D	\$716.72
COMMUNITY FINL SVCS BK KY CD 1.05000% 05/17/2018 FDIC INSURED CPN PMT MONTHLY Next Interest Payable: 03/17/17 Estimated Yield 1.05% Accrued Interest \$85.61 Average Unit Cost \$1.00 Adjusted Cost Basis	20364ABC8 CASH	248,000	\$0.99936	\$247,841.28	\$2,604.00	\$248,000.00	
						\$248,000.00 D	(\$158.72)

Fifth Third Securities, Inc.

Account carried with National Financial Services LLC, Member
NYSE, SIPC

MN_CEBCRNJZBBGCKPH_BBBBBB 20170228

Statement for the Period February 1, 2017 to February 28, 2017

MEDINA CITY SCHOOLS - Corporation
Account Number: [REDACTED]



HOLDINGS > FIXED INCOME *continued*

Description	Symbol/Cusip Account Type	Quantity	Estimated Price on 02/28/17	Estimated Current Market Value	Estimated Annual Income	Original/Adjusted Cost Basis	Unrealized Gain (Loss)
FIRSTBANK PR SANTURCE CD 1.35000% 07/30/2018 FDIC INSURED CPN PMT MONTHLY Next Interest Payable: 03/29/17 Estimated Yield 1.34% Accrued Interest \$9.17 Average Unit Cost \$1.00 Adjusted Cost Basis	33767AUS8 CASH	248,000	\$1.00243	\$248,602.64	\$3,348.00	\$248,000.00	
						\$248,000.00 D	\$602.64
ORIENTAL B&T SAN JUAN PR CD 1.30000% 08/10/2018 FDIC INSURED CPN PMT SEMI-ANNUAL ON AUG 10, FEB 10 Next Interest Payable: 08/10/17 Estimated Yield 1.29% Accrued Interest \$167.82 Average Unit Cost \$1.00 Adjusted Cost Basis	686184WR9 CASH	248,000	\$1.0042	\$249,041.60	\$3,224.00	\$248,000.00	
						\$248,000.00 D	\$1,041.60
FIRST FINL NORTHWEST BK RENTON CD 1.15000% 08/20/2018 FDIC INSURED CPN PMT MONTHLY Next Interest Payable: 03/19/17 Estimated Yield 1.15% Accrued Interest \$78.14 Average Unit Cost \$1.00 Adjusted Cost Basis	32022MAG3 CASH	248,000	\$0.99931	\$247,828.88	\$2,852.00	\$248,000.00	
						\$248,000.00 D	(\$171.12)
MB FINL BK NA CHIC. IL CD 1.30000% 02/08/2019 FDIC INSURED CPN PMT MONTHLY 1ST CPN DTE 03/08/2017 Next Interest Payable: 03/08/17 Estimated Yield 1.30% Accrued Interest \$186.99 Average Unit Cost \$1.00 Adjusted Cost Basis	55266CUM6 CASH	250,000	\$0.9987	\$249,675.00	\$3,250.00	\$250,000.00	
						\$250,000.00 D	(\$325.00)

Fifth Third Securities, Inc.

Account carried with National Financial Services LLC, Member
NYSE, SIPC

MN _CEBCRNJZBBGCKPH_BBBBBB 20170228

Statement for the Period February 1, 2017 to February 28, 2017

MEDINA CITY SCHOOLS - Corporation
Account Number: [REDACTED]



HOLDINGS > FIXED INCOME *continued*

Description	Symbol/Cusip Account Type	Quantity	Estimated Price on 02/28/17	Estimated Current Market Value	Estimated Annual Income	Original/Adjusted Cost Basis	Unrealized Gain (Loss)
HARBORONE BK BROCKTON MA CD 1.40000% 02/21/2019 FDIC INSURED CPN PMT MONTHLY 1ST CPN DTE 03/21/2017 Next Interest Payable: 03/21/17 CALLABLE ON 05/21/2017 @ 100.0000 Estimated Yield 1.39% Accrued Interest \$76.71 Average Unit Cost \$1.00 Adjusted Cost Basis	41166HAQ9 CASH	250,000	\$1.00038	\$250,095.00	\$3,500.00	\$250,000.00	
						\$250,000.00 D	\$95.00
WOORI AMER BK NEW YORK N Y CD 1.30000% 02/24/2019 FDIC INSURED CPN PMT SEMI-ANNUAL ON AUG 24, FEB 24 1ST CPN DTE 08/24/2017 Next Interest Payable: 08/24/17 Estimated Yield 1.30% Accrued Interest \$44.52 Average Unit Cost \$1.00 Adjusted Cost Basis	981059AW8 CASH	250,000	\$0.99836	\$249,590.00	\$3,250.00	\$250,000.00	
						\$250,000.00 D	(\$410.00)
TRADITION CAP BK EDINA MINN CD 1.35000% 04/30/2019 FDIC INSURED CPN PMT MONTHLY Next Interest Payable: 03/31/17 Estimated Yield 1.35% Accrued Interest \$9.25 Average Unit Cost \$1.00 Adjusted Cost Basis	89269FCP8 CASH	250,000	\$0.9985	\$249,625.00	\$3,375.00	\$250,000.00	
						\$250,000.00 D	(\$375.00)
CAPITAL BK LITTLE ROCK CD 1.40000% 05/17/2019 FDIC INSURED CPN PMT MONTHLY 1ST CPN DTE 03/17/2017 Next Interest Payable: 03/17/17 Estimated Yield 1.40% Accrued Interest \$115.07 Average Unit Cost \$1.00 Adjusted Cost Basis	139797FV1 CASH	250,000	\$0.99936	\$249,840.00	\$3,500.00	\$250,000.00	
						\$250,000.00 D	(\$160.00)

Fifth Third Securities, Inc.

Account carried with National Financial Services LLC, Member
NYSE, SIPC

MN _CEBCRNJZBBGCKPH_BBBBB 20170228

Statement for the Period February 1, 2017 to February 28, 2017

MEDINA CITY SCHOOLS - Corporation
Account Number: [REDACTED]



HOLDINGS > FIXED INCOME *continued*

Description	Symbol/Cusip Account Type	Quantity	Estimated Price on 02/28/17	Estimated Current Market Value	Estimated Annual Income	Original/Adjusted Cost Basis	Unrealized Gain (Loss)
FIRST CENTY BK TAZEWEILL TENN CD 1.50000% 08/09/2019 FDIC INSURED CPN PMT MONTHLY 1ST CPN DTE 03/10/2017 Next Interest Payable: 03/10/17 Estimated Yield 1.49% Accrued Interest \$195.21 Average Unit Cost \$1.00 Adjusted Cost Basis	319428AB4 CASH	250,000	\$1.00062	\$250,155.00	\$3,750.00	\$250,000.00	
						\$250,000.00 D	\$155.00
SUMMIT CMNTY BK MOOREFIELD WV CD 1.45000% 11/08/2019 FDIC INSURED CPN PMT MONTHLY 1ST CPN DTE 03/08/2017 Next Interest Payable: 03/08/17 Estimated Yield 1.45% Accrued Interest \$208.56 Average Unit Cost \$1.00 Adjusted Cost Basis	86604XLJ3 CASH	250,000	\$0.99809	\$249,522.50	\$3,625.00	\$250,000.00	
						\$250,000.00 D	(\$477.50)
YADKIN VY BK &TR CO ELKIN N C CD 1.50000% 01/24/2020 FDIC INSURED CPN PMT MONTHLY Next Interest Payable: 03/25/17 Estimated Yield 1.50% Accrued Interest \$41.10 Average Unit Cost \$1.00 Adjusted Cost Basis	984308ET9 CASH	250,000	\$0.9982	\$249,550.00	\$3,750.00	\$250,000.00	
						\$250,000.00 D	(\$450.00)
WORLDS FOREMOST BK SYDNEY NEB CD 1.75000% 01/27/2020 FDIC INSURED CPN PMT MONTHLY Next Interest Payable: 03/26/17 Estimated Yield 1.74% Accrued Interest \$28.77 Average Unit Cost \$1.00 Adjusted Cost Basis	981571CX8 CASH	200,000	\$1.00525	\$201,050.00	\$3,500.00	\$200,000.00	
						\$200,000.00 D	\$1,050.00

Fifth Third Securities, Inc.

MN _CEBCRNJZBBGCKPH_BBBBBB 20170228

Account carried with National Financial Services LLC, Member
NYSE, SIPC

Statement for the Period February 1, 2017 to February 28, 2017

MEDINA CITY SCHOOLS - Corporation
Account Number: [REDACTED]



HOLDINGS > FIXED INCOME *continued*

Description	Symbol/Cusip Account Type	Quantity	Estimated Price on 02/28/17	Estimated Current Market Value	Estimated Annual Income	Original/Adjusted Cost Basis	Unrealized Gain (Loss)
WELLS FARGO BANK NATL ASSN CD 1.75000% 02/03/2020 FDIC INSURED CPN PMT MONTHLY 1ST CPN DTE 03/01/2017 Next Interest Payable: 03/01/17 Estimated Yield 1.74% Accrued Interest \$335.62 Average Unit Cost \$1.00 Adjusted Cost Basis	949763EG7 CASH	250,000	\$1.00518	\$251,295.00	\$4,375.00	\$250,000.00	
						\$250,000.00 D	\$1,295.00
HSBC BK USA N A MC LEAN VA CD 1.75000% 02/17/2022 FDIC INSURED CPN PMT QUARTERLY ON MAY 17, AUG 17, NOV 17, FEB 17 1ST CPN DTE 05/17/2017 Next Interest Payable: 05/17/17 CALLABLE ON 02/17/2019 @ 100.0000 STEP COUPON RESET FREQUENCY TERM MODE NEXT RESET 02/17/2019 @ 2.30000 Estimated Yield 1.73% Accrued Interest \$143.84 Average Unit Cost \$1.00 Adjusted Cost Basis	40434YFM4 CASH	250,000	\$1.00779	\$251,947.50	\$4,375.00	\$250,000.00	
						\$250,000.00 D	\$1,947.50
Total CDs				\$8,944,422.08	\$110,002.00	\$8,926,000.00	\$18,422.08

Statement for the Period February 1, 2017 to February 28, 2017

MEDINA CITY SCHOOLS - Corporation
Account Number: [REDACTED]



HOLDINGS > FIXED INCOME *continued*

Description	Symbol/Cusip Account Type	Quantity	Estimated Price on 02/28/17	Estimated Current Market Value	Estimated Annual Income	Original/Adjusted Cost Basis	Unrealized Gain (Loss)
U.S. Treasury / Agency Securities							
FEDERAL HOME LOAN BANKS BOND 1.00000% 12/23/2019 MOODY'S Aaa /S&P AA+ CPN PMT SEMI-ANNUAL ON JUN 23, DEC 23 1ST CPN DTE 06/23/2017 Next Interest Payable: 06/23/17 CALLABLE ON 06/23/2017 @ 100.0000 STEP COUPON RESET FREQUENCY TERM MODE NEXT RESET 06/23/2017 @ 1.25000 Accrued Interest \$944.44 Average Unit Cost \$100.00 Adjusted Cost Basis	3130AAG36 CASH	500,000	\$99.93	\$499,650.00	\$5,000.00	\$500,000.00	
						\$500,000.00	D (\$350.00)
FEDERAL HOME LN MTG CORP MTN 1.25000% 02/15/2022 MOODY'S Aaa /S&P AA+ CPN PMT SEMI-ANNUAL ON AUG 15, FEB 15 1ST CPN DTE 08/15/2017 Next Interest Payable: 08/15/17 CALLABLE ON 05/15/2017 @ 100.0000 STEP COUPON RESET FREQUENCY TERM MODE NEXT RESET 08/15/2017 @ 1.50000 Accrued Interest \$277.78 Average Unit Cost \$100.00 Adjusted Cost Basis	3134GAW42 CASH	500,000	\$99.961	\$499,805.00	\$6,250.00	\$500,000.00	
						\$500,000.00	D (\$195.00)
Total U.S. Treasury / Agency Securities		1,000,000		\$999,455.00	\$11,250.00	\$1,000,000.00	(\$545.00)
Total Fixed Income		9,926,000		\$9,943,877.08	\$121,252.00	\$9,926,000.00	\$17,877.08
Total Securities				\$9,943,877.08	\$121,252.00	\$9,926,000.00	\$17,877.08
TOTAL PORTFOLIO VALUE				\$9,987,707.82	\$121,252.00	\$9,926,000.00	\$17,877.08

Fifth Third Securities, Inc.

Account carried with National Financial Services LLC, Member
NYSE, SIPC

MN _CEBCRNJZBBGCKPH_BBBBB 20170228

Statement for the Period February 1, 2017 to February 28, 2017

MEDINA CITY SCHOOLS - Corporation
Account Number: [REDACTED]



Activity

NFS-provided cost basis, realized gain (loss) and holding period information may not reflect all adjustments necessary for tax purposes. Please refer to Footnotes and Cost Basis Information at the end of this statement for more information.

PURCHASES, SALES, AND REDEMPTIONS

Settlement Date	Account Type	Transaction	Description	Quantity	Amount	Total Cost Basis	Realized Gain (Loss)
Securities Purchased							
02/01/17	CASH	YOU BOUGHT	WELLS FARGO BANK NATL ASSN CD 1.75000% 02/03/2020 FACT SHEET TO FOLLOW SOLICITED ORDER @ 100	250,000	(\$250,000.00)	\$250,000.00	
02/08/17	CASH	YOU BOUGHT	MB FINL BK NA CHIC. IL CD 1.30000% 02/08/2019 FACT SHEET TO FOLLOW SOLICITED ORDER @ 100	250,000	(\$250,000.00)	\$250,000.00	
02/08/17	CASH	YOU BOUGHT	SUMMIT CMNTY BK MOOREFIELD WV CD 1.45000% 11/08/2019 FACT SHEET TO FOLLOW SOLICITED ORDER CORRECTED CONFIRM @ 100	250,000	(\$250,000.00)	\$250,000.00	
02/10/17	CASH	YOU BOUGHT	FIRST CENTURY TAZEWEILL CD 1.50000% 08/09/2019 FACT SHEET TO FOLLOW SOLICITED ORDER @ 100	250,000	(\$250,000.00)	\$250,000.00	
02/15/17	CASH	YOU BOUGHT	FEDERAL HOME LN MTG CORP MTN 1.25000% 02/15/2022 PROSPECTUS UNDER SEPARATE COVER SOLICITED ORDER @ 100	500,000	(\$500,000.00)	\$500,000.00	
02/17/17	CASH	YOU BOUGHT	CAPITAL BK LITTLE ROCK CD 1.40000% 05/17/2019 FACT SHEET TO FOLLOW SOLICITED ORDER @ 100	250,000	(\$250,000.00)	\$250,000.00	

Fifth Third Securities, Inc.

MN _CEBCRNJZBBGCKPH_BBBBBB 20170228

Account carried with National Financial Services LLC, Member
NYSE, SIPC

Statement for the Period February 1, 2017 to February 28, 2017

MEDINA CITY SCHOOLS - Corporation
Account Number: [REDACTED]



PURCHASES, SALES, AND REDEMPTIONS *continued*

Settlement Date	Account Type	Transaction	Description	Quantity	Amount	Total Cost Basis	Realized Gain (Loss)
02/17/17	CASH	YOU BOUGHT	HSBC BK USA N A MC LEAN VA CD 1.75000% 02/17/2022 FACT SHEET TO FOLLOW SOLICITED ORDER @ 100	250,000	(\$250,000.00)	\$250,000.00	
02/21/17	CASH	YOU BOUGHT	HARBORONE BK BROCKTON MA CD 1.40000% 02/21/2019 FACT SHEET TO FOLLOW SOLICITED ORDER @ 100	250,000	(\$250,000.00)	\$250,000.00	
02/24/17	CASH	YOU BOUGHT	WOORI AMER BK NEW YORK N Y CD 1.30000% 02/24/2019 FACT SHEET TO FOLLOW SOLICITED ORDER @ 100	250,000	(\$250,000.00)	\$250,000.00	
Total Securities Purchased					(\$2,500,000.00)		
Redemptions							
02/06/17	CASH	REDEEMED	PLATINUM BK BRANDON FLA 0.70000% 02/06/2017 CD REDEMPTION PAYOUT #REOR R0057925560000 Adjusted Cost Basis	(250,000)	\$250,000.00	\$250,000.00	
						\$250,000.00	D
02/10/17	CASH	REDEEMED	WINTER HILL BANK FSB 0.70000% 02/10/2017 REDEMPTION PAYOUT #REOR R0057950490000 Adjusted Cost Basis	(250,000)	\$250,000.00	\$250,000.00	
						\$250,000.00	D
02/17/17	CASH	REDEEMED	WELCH ST BK OKLA CD 0.70000% 02/17/2017 REDEMPTION PAYOUT #REOR R0058039670000 Adjusted Cost Basis	(250,000)	\$250,000.00	\$250,000.00	
						\$250,000.00	D
02/21/17	CASH	REDEEMED	BBCN BK LOS ANGELES CA 0.75000% 02/21/2017 CD REDEMPTION PAYOUT #REOR R0058085410000 Adjusted Cost Basis	(250,000)	\$250,000.00	\$250,000.00	
						\$250,000.00	D
Total Redemptions					\$1,000,000.00		

Fifth Third Securities, Inc.

Account carried with National Financial Services LLC, Member
NYSE, SIPC

MN _CEBCRNJZBBGCKPH_BBBBB 20170228

Statement for the Period February 1, 2017 to February 28, 2017

MEDINA CITY SCHOOLS - Corporation
Account Number: [REDACTED]



ACTIVITY > CORE FUND ACTIVITY

Settlement Date	Account Type	Transaction	Description	Quantity	Amount
02/01/17	CASH	YOU SOLD	FEDERATED TREASURY OBLIGATIONS IS @ 1	(249,942.7)	\$249,942.70
02/02/17	CASH	YOU BOUGHT	FEDERATED TREASURY OBLIGATIONS IS @ 1	222.95	(\$222.95)
02/06/17	CASH	YOU BOUGHT	FEDERATED TREASURY OBLIGATIONS IS @ 1	250,148.63	(\$250,148.63)
02/08/17	CASH	YOU SOLD	FEDERATED TREASURY OBLIGATIONS IS @ 1	(500,000)	\$500,000.00
02/10/17	CASH	YOU BOUGHT	FEDERATED TREASURY OBLIGATIONS IS @ 1	1,769.09	(\$1,769.09)
02/13/17	CASH	YOU BOUGHT	FEDERATED TREASURY OBLIGATIONS IS @ 1	1,683.77	(\$1,683.77)
02/15/17	CASH	YOU SOLD	FEDERATED TREASURY OBLIGATIONS IS @ 1	(500,000)	\$500,000.00
02/17/17	CASH	YOU SOLD	FEDERATED TREASURY OBLIGATIONS IS @ 1	(248,197.28)	\$248,197.28
02/21/17	CASH	YOU BOUGHT	FEDERATED TREASURY OBLIGATIONS IS @ 1	840.09	(\$840.09)
02/24/17	CASH	YOU SOLD	FEDERATED TREASURY OBLIGATIONS IS @ 1	(250,000)	\$250,000.00
02/27/17	CASH	YOU BOUGHT	FEDERATED TREASURY OBLIGATIONS IS @ 1	615.75	(\$615.75)
02/28/17	CASH	YOU SOLD	FEDERATED TREASURY OBLIGATIONS IS @ 1	(6,865.12)	\$6,865.12

Fifth Third Securities, Inc.

Account carried with National Financial Services LLC, Member
NYSE, SIPC

MN _CEBCRNJZBBGCKPH_BBBBB 20170228

Statement for the Period February 1, 2017 to February 28, 2017

MEDINA CITY SCHOOLS - Corporation
Account Number: [REDACTED]



ACTIVITY *continued*

	Amount
TOTAL CORE FUND ACTIVITY	\$1,499,724.82

ACTIVITY > ADDITIONS AND WITHDRAWALS > OTHER ADDITIONS AND WITHDRAWALS

Date	Account Type	Transaction	Description	Quantity	Amount
Other Additions and Withdrawals					
02/28/17	CASH	WIRE TRANS TO BANK	WD52334371		(\$7,846.11)
Total Other Additions and Withdrawals					(\$7,846.11)
TOTAL ADDITIONS AND WITHDRAWALS					(\$7,846.11)

ACTIVITY > INCOME > TAXABLE INCOME

Settlement Date	Account Type	Transaction	Description	Quantity	Amount
Taxable Dividends					
01/31/17	CASH	DIVIDEND RECEIVED	FEDERATED TREASURY OBLIGATIONS IS DIVIDEND RECEIVED		\$57.30
Total Taxable Dividends					\$57.30
Taxable Interest					
02/02/17	CASH	INTEREST	FARM BUR BK FSB NV CD 1.05000% 02/02/2018		\$222.95
02/06/17	CASH	INTEREST	PLATINUM BK BRANDON FLA 0.70000% 02/06/2017 CD		\$148.63
02/10/17	CASH	INTEREST	ORIENTAL B&T SAN JUAN PR CD 1.30000% 08/10/2018		\$1,625.25

Fifth Third Securities, Inc.

Account carried with National Financial Services LLC, Member
NYSE, SIPC

MN _CEBCRNJZBBGCKPH_BBBBB 20170228

Statement for the Period February 1, 2017 to February 28, 2017

MEDINA CITY SCHOOLS - Corporation
Account Number: [REDACTED]



ACTIVITY> INCOME> TAXABLE INCOME *continued*

Settlement Date	Account Type	Transaction	Description	Quantity	Amount
02/10/17	CASH	INTEREST	WINTER HILL BANK FSB 0.70000% 02/10/2017		\$143.84
02/12/17	CASH	INTEREST	BANK OF GEORGETOWN WASH DC CD 1.00000% 02/12/2018		\$1,250.19
02/12/17	CASH	INTEREST	STEARNS BK NA ST CLOUD MN CD 1.00000% 02/12/2018		\$210.63
02/13/17	CASH	INTEREST	LANDMARK CMNTY BK TN CD 1.05000% 02/13/2018		\$222.95
02/17/17	CASH	INTEREST	COMMUNITY FINL SVCS BK KY CD 1.05000% 05/17/2018		\$221.16
02/17/17	CASH	INTEREST	KEY BK NATL ASSN OHIO CD 1.15000% 02/20/2018		\$1,437.72
02/17/17	CASH	INTEREST	WELCH ST BK OKLA CD 0.70000% 02/17/2017		\$143.84
02/19/17	CASH	INTEREST	BANK NORTH CAROLINA NC CD 1.05000% 02/20/2018		\$221.16
02/19/17	CASH	INTEREST	EAGLEBANK BETHESDA MD CD 1.00000% 02/20/2018		\$212.33
02/19/17	CASH	INTEREST	FIRST FINL NORTHWEST BK RENTON CD 1.15000% 08/20/2018		\$242.22
02/21/17	CASH	INTEREST	BBCN BK LOS ANGELES CA 0.75000% 02/21/2017 CD		\$164.38

Fifth Third Securities, Inc.

MN _CEBCRNJZBBGCKPH_BBBBB 20170228

Account carried with National Financial Services LLC, Member
NYSE, SIPC

Statement for the Period February 1, 2017 to February 28, 2017

MEDINA CITY SCHOOLS - Corporation

Account Number: [REDACTED]



ACTIVITY > INCOME > TAXABLE INCOME *continued*

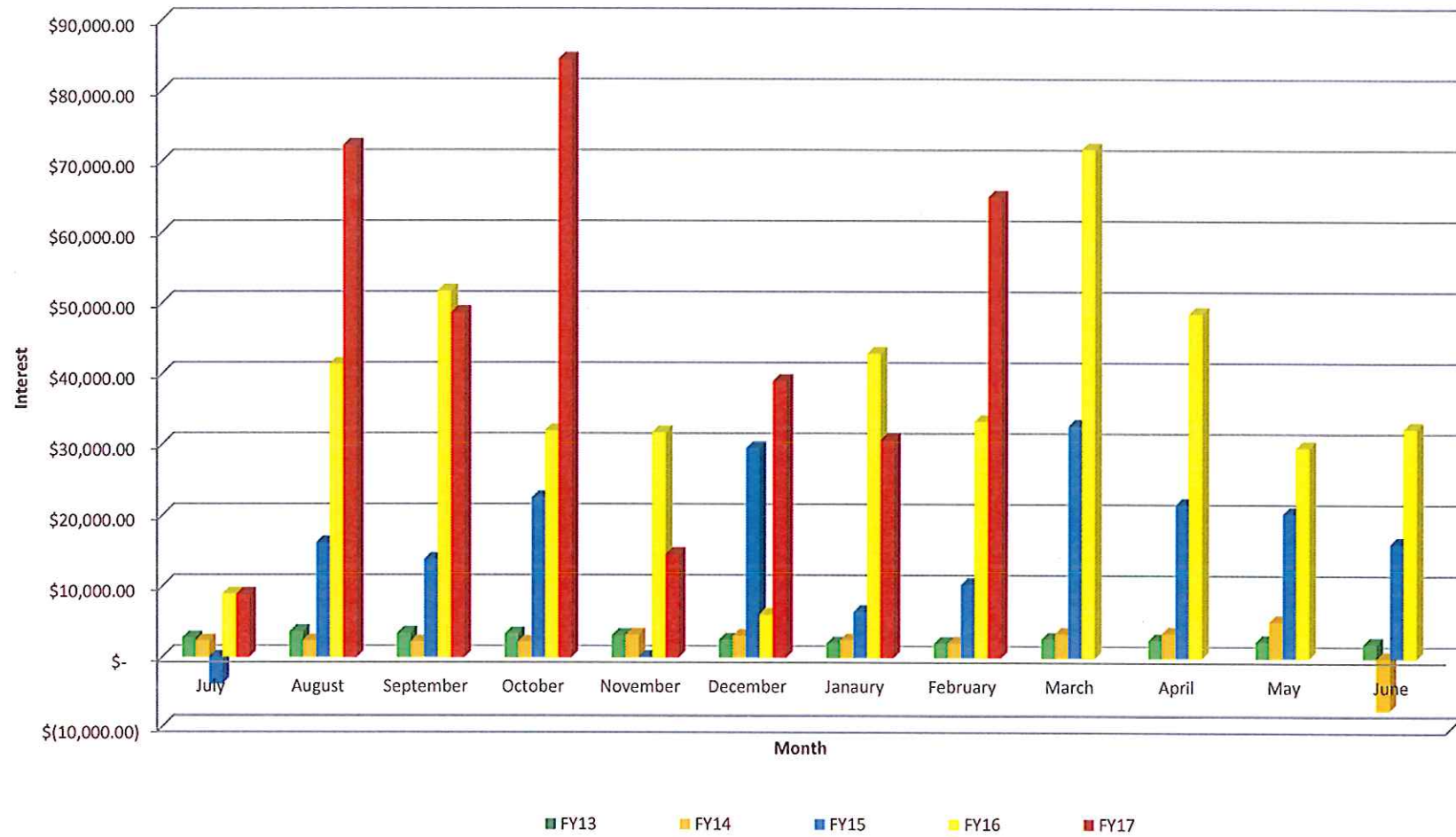
Settlement Date	Account Type	Transaction	Description	Quantity	Amount
02/25/17	CASH	INTEREST	YADKIN VY BK &TR CO ELKIN N C CD 1.50000% 01/24/2020		\$318.49
02/26/17	CASH	INTEREST	WORLDS FOREMOST BK SYDNEY NEB CD 1.75000% 01/27/2020		\$297.26
02/28/17	CASH	INTEREST	CARDINAL BK NATL ASSN VA 1.10000% 01/30/2018 CD		\$218.49
02/28/17	CASH	INTEREST	CUSTOMERS BK PHOENIXVILLE PA 1.15000% 01/30/2018 CD		\$228.42
02/28/17	CASH	INTEREST	FIRSTBANK PR SANTURCE CD 1.35000% 07/30/2018		\$275.18
02/28/17	CASH	INTEREST	TRADITION CAP BK EDINA MINN CD 1.35000% 04/30/2019		\$258.90
Total Taxable Interest					\$8,063.99
Total Taxable Income					\$8,121.29
TOTAL INCOME					\$8,121.29

Fifth Third Securities, Inc.

MN _CEBCRNJZBBGCKPH_BBBBB 20170228

Account carried with National Financial Services LLC, Member
NYSE, SIPC

Total Monthly Interest Earnings



F I N A N C I A L S U M M A R Y R E P O R T
Processing Month: February 2017
MEDINA CITY SCHOOL DISTRICT

Fnd	Sec	Description	Beginning Balance	MTD Revenues	FYTD Revenues	MTD Expenditures	FYTD Expenditures	Current Available Balance
001	0000	GENERAL FUND	37,712,097.32	21,495,986.96	60,256,486.27	5,283,465.41	47,593,829.15	50,374,754.44
002	0000	BOND RETIREMENT	1,168,689.28	621,717.14	1,364,812.77	.00	1,338,438.63	1,195,063.42
002	9000	BOND RETIREMENT - NEW ELE	3,752,479.16	1,813,342.50	3,959,806.23	.00	3,460,904.04	4,251,381.35
002	9012	LOCAL SALES TAX RETIREMEN	102,250.00	.00	1,245,918.75	.00	1,245,918.75	102,250.00
002	9014	CONSOLIDATION - ENERGY &	.07	.00	314,906.25	.00	314,906.21	.11
003	0000	PERMANENT IMPROVEMENT FUN	4,628.88	.00	122,000.00	.00	.00	126,628.88
003	9000	PERMANENT IMPROVEMENT FUN	989.14	.00	.00	.00	.00	989.14
003	9001	MEDINA CITY REC CENTER-PE	466,394.26	.00	138,000.00	19,777.78-	25,952.83	578,441.43
006	0000	LUNCHROOM FUND	89,701.54	241,679.48	1,451,054.63	204,792.66	1,540,796.63	40.46-
007	9004	COLLINS SCHOLARSHIP/POST-	.97	.00	16,000.00	.00	.00	16,000.97
007	9110	ART TRUST - GARFIELD	9,909.26	12.74	88.84	.00	.00	9,998.10
007	9333	RIOS STUDENT LEADER SCHOL	26,740.49	39.51	4,272.59	.00	.00	31,013.08
007	9901	BIXLER SCHOLARSHIP FUND	125.00	.00	.00	.00	.00	125.00
008	9002	KANEHL MUSIC TRUST	27,959.58	35.94	250.59	.00	.00	28,210.17
008	9003	RICHARD HOFFMAN COLLINS M	542,347.79	12.97	16,924.67	.00	.00	559,272.46
008	9112	ELAINE BUSHMAN FUND	16,635.23	15.86	412.33	.00	.00	17,047.56
009	9000	STAR	6,734.50	820.00	18,305.00	.00	.00	25,039.50
009	9110	UNIFORM SUPPLIES GARFIELD	8,877.57	187.00	3,767.00	795.80	2,572.01	10,072.56
009	9120	UNIFORM SUPPLIES - CANAVA	14,346.37	361.50	7,994.50	315.46	11,214.57	11,126.30
009	9130	UNIFORM SUPPLIES - FENN	27,705.36	448.50	9,408.10	104.73	13,303.62	23,809.84
009	9140	UNIFORM SUPPLIES - HERITA	8,180.96	297.00	8,178.86	.00	12,623.06	3,736.76
009	9160	UNIFORM SUPPLIES - BLAKE	2,404.24	786.50	12,136.10	48.48	13,208.82	1,331.52
009	9170	UNIFORM SUPPLIES - RALPH	10,647.11	483.50	14,959.50	205.16	13,782.31	11,824.30
009	9180	UNIFORM SUPPLIES - ELIZA	10,770.06	435.55	9,852.06	191.55	13,120.17	7,501.95
009	9200	UNIFORM SUPPLIES - CLAGGE	68,442.74	940.00	19,093.99	662.82	33,446.58	54,090.15
009	9210	UNIFORM SUPPLIES - A.I. R	19,515.85	572.00	24,686.25	250.19	31,966.13	12,235.97
009	9300	UNIFORM SUPPLIES - SENIOR	69,257.47	6,852.68	84,108.99	6,129.88	85,148.82	68,217.64
009	9304	AVIATION/PHOTOGRAPHY	3.87	.00	.00	.00	.00	3.87
014	9016	MEDINA CNTY JUV DET CNTR	93,334.19	26,460.00	126,984.40	21,687.29	192,835.76	27,482.83
014	9111	CPIT FY11	5,550.01	.00	.00	.00	.00	5,550.01
014	9115	EVOLVE FY 15	20,524.40	.00	.00	20,524.40	20,524.40	.00
014	9116	EVOLVE FY 16	296,597.39	119,799.40	223,349.40	35,527.57	396,648.03	123,298.76
016	0000	EMERGENCY LEVY	10,664,446.47	3,056,786.78	6,689,545.47	269,319.30	2,364,763.54	14,989,228.40
018	0000	PRINT SHOP	6,683.33	.00	.00	.00	.00	6,683.33
018	9000	PUBLIC SCHOOL SUPPORT - S	16.70	.00	.00	.00	.00	16.70
018	9110	PRINCIPAL'S FUND - GARFIE	33,745.23	286.65	2,132.81	419.30	2,215.23	33,662.81
018	9111	GARFIELD SCHOOL STORE	867.30	.00	.00	.00	50.00	817.30
018	9113	GARFIELD MEDIA CENTER	645.76	1.99	60.24	.00	11.23	694.77
018	9120	PRINCIPAL - CANAVAN	49,493.16	52.40	4,241.75	219.04-	2,924.28	50,810.63
018	9122	CANAVAN SCHOOL STORE	586.69	.00	.00	.00	.00	586.69
018	9123	BOOK FAIR - CANAVAN	9,358.76	.00	4,106.81	.00	5,612.05	7,853.52
018	9130	PRINCIPAL - FENN	40,148.86	1,335.20	10,135.39	1,577.21	16,040.20	34,244.05
018	9132	FENN SCHOOL STORE	907.38	41.15	403.69	13.38	528.75	782.32
018	9133	BOOK FAIR - FENN	8,089.98	28.63	73.07	.00	7,964.74	198.31
018	9135	MEDINA SKI TEAM - DISTRIC	7,501.68	.00	3,050.00	.00	.00	10,551.68
018	9140	PRINCIPAL'S FUND - HERITA	28,164.94	374.12	4,517.77	145.31	5,518.62	27,164.09

Date: 3/03/17

FINANCIAL SUMMARY REPORT
Processing Month: February 2017
MEDINA CITY SCHOOL DISTRICT

Page: 2
(FINSUM)

Fnd	Sc	Description	Beginning Balance	MTD Revenues	FYTD Revenues	MTD Expenditures	FYTD Expenditures	Current Available Balance
018	9143	HERITAGE MEDIA CENTER	15,479.53	45.00	5,171.69	.00	5,326.16	15,325.06
018	9160	PRINCIPAL'S FUND - H G BL	42,919.81	.00	5,128.89	1,235.67	10,490.78	37,557.92
018	9161	LEADER IN ME - BLAKE	3,656.43	.00	.00	.00	.00	3,656.43
018	9163	BLAKE MEDIA CENTER	16,105.84	26.28	5,230.03	376.04	1,549.24	19,786.63
018	9170	PRINCIPALS FUND - RALPH W	68,266.80	4,014.10	8,664.94	1,044.46	7,093.46	69,838.28
018	9171	WAITE SCHOOL STORE	50.00	.00	.00	.00	.00	50.00
018	9173	MEDIA CENTER RALPH WAITE	5,248.50	14.00	8,561.47	.00	7,681.64	6,128.33
018	9174	FIELD TRIPS RALPH WAITE E	11,388.97	.00	2,543.75	.00	.00	13,932.72
018	9180	PRINCIPALS FUND ELIZA NOR	39,441.68	.00	4,277.30	199.46	3,678.31	40,040.67
018	9181	NORTHROP ELEMENTARY SCHOO	1,719.44	.00	.00	.00	.00	1,719.44
018	9183	MEDIA CENTER ELIZA NORTHR	6,080.59	.00	6,069.63	.00	4,387.56	7,762.66
018	9184	FIELD TRIPS ELIZA NORTHR	146.00	.00	.00	.00	.00	146.00
018	9200	PRINCIPAL'S FUND - CLAGGE	90,721.01	762.95	10,852.10	642.28	12,460.20	89,112.91
018	9203	CLAGGETT M.S. MEDIA CENTE	3,474.75	.00	4,281.11	.00	3,051.88	4,703.98
018	9210	PRINCIPAL'S FUND - ROOT M	18,522.52	30.40	8,609.94	2,168.89	5,824.49	21,307.97
018	9211	ROOT M.S. MEDIA CENTER	8,259.28	.00	3,425.22	.00	2,799.21	8,885.29
018	9212	ROOT M.S. - WASHINGTON TR	355.00	.00	.00	.00	.00	355.00
018	9213	SPECIAL FUNDRAISER - ROOT	.00	26.00	36,985.00	.00	22,987.19	13,997.81
018	9300	PRINCIPAL'S FUND - SENIOR	82,036.10	3,238.38	49,080.93	7,314.72	52,323.60	78,793.43
018	9301	MEDIA CENTER FUND	1,372.80	.00	20.00	.00	50.00	1,342.80
018	9302	SPECIAL FUNDRAISER - SENI	37,086.18	.00	.00	.00	.00	37,086.18
018	9303	PERFORMING ARTS	111,087.98	3,620.00	22,501.00	4,127.19	59,921.93	73,667.05
018	9304	BATTLING BEES BOOKSTORE	12,452.52	1,391.20	9,065.73	1,262.25	8,399.31	13,118.94
018	9305	FLEXIBLE CREDIT FUND	7,124.67	.00	350.00	.00	240.11	7,234.56
018	9900	INSERVICE - CENTRAL	3,702.01	.00	.00	.00	.00	3,702.01
018	9901	PUBLIC SCHOOL SUPPORT - I	10,119.35	.00	.00	.00	4,735.63	5,383.72
018	9902	INSERVICE - SUPERINTENDEN	24,720.92	.00	.00	.00	.00	24,720.92
018	9903	BOARD/STUDENT DEVELOPMENT	2,800.00	.00	.00	.00	.00	2,800.00
018	9904	WELLNESS FUND	502.00	.00	.00	.00	.00	502.00
018	9905	PUBLIC SCHOOL SUPPORT/STU	48,134.12	.00	16,000.00	2,136.23	6,207.79	57,926.33
018	9906	COMMUNICATIONS - PUBLIC S	504.69	.00	2,836.00	260.00	2,488.50	852.19
018	9910	MAINTENANCE DEPARTMENT	3,902.36	.00	.00	.00	.00	3,902.36
018	9920	TRSP FUND	2,882.18	.00	.00	22.00-	22.00-	2,904.18
018	9930	Resource Connection	1,500.00	.00	.00	.00	.00	1,500.00
019	9000	ADAMH GRANT	.00	.00	6,000.00	304.00	2,793.00	3,207.00
019	9017	MCDAC GRANT FY17	.00	.00	61,776.00	12,562.35	69,573.20	7,797.20-
019	9018	LOWE'S LIGHT UP GARFIELD	48.08	.00	.00	.00	.00	48.08
019	9020	RIF PROGRAM GRANT - NORTH	400.73	.00	.00	.00	.00	400.73
019	9021	JENNINGS - BLAKE - BRYNIA	.82	.00	.00	.00	.00	.82
019	9023	PUBLIC EDUCATION LEADERSH	.01	.00	.00	.00	.00	.01
019	9029	MARTHA HOLDEN JENNINGS GR	6.82	.00	.00	.00	.00	6.82
019	9030	PERFORMANCE BASED ASSESSM	79.76	.00	.00	.00	.00	79.76
019	9031	PBA FY11	256.96	.00	.00	.00	.00	256.96
019	9113	ACS-HACH CHEMISTRY GRANT	96.34	.00	.00	.00	.00	96.34
019	9180	PPG INNOVATIVE CLASSROOM	15.31	.00	.00	.00	.00	15.31
019	9213	VIDEO CLUB GRANT - MHS	2.82	.00	.00	.00	.00	2.82

Date: 3/03/17

FINANCIAL SUMMARY REPORT
Processing Month: February 2017
MEDINA CITY SCHOOL DISTRICT

Page: 3
(FINSUM)

Fnd	Scc	Description	Beginning Balance	MTD Revenues	FYTD Revenues	MTD Expenditures	FYTD Expenditures	Current Available Balance
019	9313	JENNINGS - NORTHROP - MIL	13.86	.00	.00	.00	.00	13.86
019	9413	3M AND OTHER GRANT	152.03	.00	.00	.00	.00	152.03
019	9513	NEA STUDENT ACHIEVEMENT G	191.88	.00	.00	.00	.00	191.88
019	9613	FUEL UP - CONDOSTA - ROOT	1,068.05	.00	.00	.00	.00	1,068.05
019	9715	FUEL UP - BLAKE	28.57	.00	500.00	.00	.00	528.57
020	9001	TRANSPORTATION ENTERPRISE	50,739.50	.00	8,192.14	709.02	3,241.61	55,690.03
022	9000	Unclaimed funds	20,657.98	3,908.23	9,536.46	47.72	2,259.04	27,935.40
022	9093	DIVERSION PROGRAM FED MON	1,000.00	.00	.00	.00	.00	1,000.00
022	9094	DIVERSION PROGRAM - FED.	1,000.00	.00	.00	.00	.00	1,000.00
022	9300	OH HIGH SCHOOL ATH ASSOC	396.90	668.00	30,705.69	.00	30,003.23	1,099.36
024	9001	MEDICAL AND DRUG/SELF INS	5,566,015.91	711,447.14	5,667,239.87	574,372.71	5,211,584.55	6,021,671.23
024	9002	DENTAL SELF INSURANCE FUN	428,655.30	54,761.05	369,843.89	55,123.61	435,949.59	362,549.60
024	9094	FLEX PRO	28,702.24	18,666.06	103,413.39	14,378.68	91,790.04	40,325.59
027	0000	WORKMANS COMP.-SELF INS	158,639.01	10,861.31	96,293.53	47,266.84	93,047.40	161,885.14
071	9013	LOCAL SALES TAX PERMANENT	2,774,714.21	.00	2,290,570.60	28,119.12	2,214,686.61	2,850,598.20
200	9110	GARFIELD STUDENT COUNCIL/	1,543.81	34.31	45.83	49.12	167.32	1,422.32
200	9121	ELLA CANAVAN STUDENT COUN	797.51	1.24	373.30	.00	195.42	975.39
200	9134	FENN STUDENT BUSINESS	8.44	.00	.00	.00	.00	8.44
200	9140	STUDENT COUNCIL - HERITAG	145.43	.19	1.30	.00	.00	146.73
200	9184	NORTHROP ELEMENTARY STUDE	46.56	.06	.42	.00	.00	46.98
200	9185	K-KIDS KIWANIS ACTIVITY C	3,491.72	292.04	2,101.40	254.31	1,832.47	3,760.65
200	9202	CLAGGETT MIDDLE SCH. STUD	4,873.63	997.30	3,388.27	154.02	3,317.90	4,944.00
200	9204	CLAGGETT MIDDLE SCHOOL CH	.02	.00	472.00	.00	.00	472.02
200	9205	CLAGGETT MIDDLE SCH. BUIL	1,648.77	2.28	288.61	71.14	149.15	1,788.23
200	9209	CLAGGETT MIDDLE SCHOOL DR	13,490.81	14.41	115.48	1,285.99	2,294.99	11,311.30
200	9251	PEP CLUB - ROOT M.S.	641.08	.00	3.26	.00	644.34	.00
200	9252	CHEERLEADERS - ROOT M.S.	39.90	.05	.36	.00	.00	40.26
200	9253	BUILDERS' CLUB - ROOT M.S	3,124.53	4.02	28.02	.00	.00	3,152.55
200	9256	DRAMA CLUB - ROOT M.S.	2,872.46	2,733.48	3,701.99	153.60	1,486.08	5,088.37
200	9257	ENVIRONMENTAL CLUB - ROOT	11.77	.25	180.72	.00	.00	192.49
200	9258	STUDENT COUNCIL - ROOT M.	2,810.29	3.57	605.71	.00	616.46	2,799.54
200	9301	YOUNG AMERICANS FOR FREED	53.80	.07	.48	.00	.00	54.28
200	9302	ART CLUB	131.52	.17	1.18	.00	.00	132.70
200	9303	AMERICAN FIELD SERVICE	355.81	.46	3.19	.00	.00	359.00
200	9304	CAREER ASSOCIATION	238.50	.31	2.14	.00	.00	240.64
200	9305	CHEMCLUB	290.00	1.22	769.22	.00	99.40	959.82
200	9307	CHOIR	43,170.39	187.16	7,619.65	8,040.00	16,913.36	33,876.68
200	9308	COMPUTER CLUB	67.77	.09	3.36	.00	.00	71.13
200	9310	DELTA EPSILON PHI - NAT'L	.45	.00	.00	.00	.00	.45
200	9312	DRAMA CLUB	36,435.09	277.62	6,791.54	.00	3,884.65	39,341.98
200	9315	LEADER WITHIN U	271.85	.35	2.43	.00	.00	274.28
200	9316	FRENCH CLUB	8.71	.00	.00	.00	.00	8.71
200	9318	GIRLS LEADERSHIP CLUB	2,245.31	4.14	1,643.91	.00	641.75	3,247.47
200	9321	KEY CLUB	18,397.17	1,117.06	3,741.13	1,567.03	3,906.33	18,231.97
200	9323	MEDINAMITE	677.24	.84	5.96	.00	25.00	658.20
200	9324	MEDINIAN	17,957.73	398.30	14,526.13	.00	6,342.02	26,141.84

Date: 3/03/17

F I N A N C I A L S U M M A R Y R E P O R T
Processing Month: February 2017
MEDINA CITY SCHOOL DISTRICT

Page: 4
(FINSUM)

Fnd	Scc	Description	Beginning Balance	MTD Revenues	FYTD Revenues	MTD Expenditures	FYTD Expenditures	Current Available Balance
200	9325	MUSIC - BAND	22,133.13	40.07	3,470.15	.00	6,711.92	18,891.36
200	9326	NATIONAL HONOR SOCIETY	6,363.12	8.08	56.79	.00	75.85	6,344.06
200	9327	ORCHESTRA	20,288.76	25.89	1,517.21	263.48	1,482.95	20,323.02
200	9330	SCIENCE OLYMPIAD CLUB	134.41	.17	1.20	.00	.00	135.61
200	9331	SKI CLUB	2.87	.00	.02	.00	.00	2.89
200	9332	SPANISH CLUB	6,707.94	10.91	5,684.81	60.79	3,827.58	8,565.17
200	9333	STUDENT COUNCIL	37,553.60	462.67	36,440.50	2,263.87	28,723.88	45,270.22
200	9334	WORK STUDY CLUB	5,216.12	6.70	46.75	.00	.00	5,262.87
200	9335	LATIN CLUB	1,730.05	2.10	4,684.22	1,742.50	4,766.24	1,648.03
200	9336	INTERACT ORGANIZATION	1,582.87	2.03	14.18	.00	.00	1,597.05
200	9337	AMERICAN SIGN LANGUAGE CL	94.40	.20	126.17	.00	60.53	160.04
200	9339	SPEECH/DEBATE CLUB	13,031.75	203.39	27,407.42	273.00	19,722.80	20,716.37
200	9340	S. A. D. D.	921.81	2.05	796.99	.00	111.95	1,606.85
200	9345	INTERNATIONAL CLUB	4,703.71	6.05	42.15	.00	.00	4,745.86
200	9346	PENGUIN BOWL/NOSB	4.42	.33	250.97	.00	.00	255.39
200	9350	TECHNOLOGY CLUB	500.57	.30	871.88	171.65	1,136.91	235.54
200	9351	THE JUNIOR STATESMEN OF A	1,171.92	1.51	10.52	.00	.00	1,182.44
200	9352	VIDEO CLUB - SR HI	7,415.10	8.84	980.12	34.04	1,454.30	6,940.92
200	9353	CHINESE CLUB	615.00	.92	315.33	155.00	204.98	725.35
200	9355	GAY STRAIGHT ALLIANCE	892.90	1.35	474.53	.00	305.48	1,061.95
200	9380	V O F T	37,882.99	46.56	1,706.91	.00	3,044.27	36,545.63
200	9416	CLASS OF 2016	2,562.68	3.10	21.65	.00	147.58	2,436.75
200	9417	CLASS OF 2017	7,127.47	7.24	3,926.83	.00	5,372.91	5,681.39
200	9418	CLASS OF 2018	4,171.26	28.09	18,289.81	278.78	410.22	22,050.85
200	9419	CLASS OF 2019	2,492.78	5.05	1,561.95	.00	93.62	3,961.11
200	9420	CLASS OF 2020	.00	2.70	2,115.69	.00	.00	2,115.69
200	9999	GENERIC STUDENT ACTIV. FD	.01	.00	.00	.00	.00	.01
300	0000	ATHLETIC FUND	230,620.84	25,139.27	276,976.88	36,621.05	292,891.09	214,706.63
300	9110	GARFIELD FIELD TRIPS	.00	.00	.00	.00	100.00	100.00-
300	9120	CANAVAN FIELD TRIP	.00	.00	490.00	450.00	995.97	505.97-
300	9121	WORLD WATCHER'S CLUB	7,362.04	.00	.00	.00	.00	7,362.04
300	9130	FENN FIELD TRIPS	.00	.00	5,700.00	.00	5,700.00	.00
300	9140	HERITAGE FIELD TRIPS	.00	.00	4,133.60	.00	4,133.60	.00
300	9160	BLAKE FIELD TRIPS	.00	1,637.50	2,955.00	.00	100.00	2,855.00
300	9170	WAITE FIELD TRIPS	.00	.00	8,772.00	.00	7,500.00	1,272.00
300	9180	NORTHROP FIELD TRIPS	.00	.00	2,003.00	.00	1,588.00	415.00
300	9201	CLAGGETT MIDDLE SCH. BAND	33,086.59	.00	24,430.50	810.27	22,749.91	34,767.18
300	9202	CLAGGETT MIDDLE SCH. ORCH	223.00	.00	35.00	.00	.00	258.00
300	9203	CLAGGETT MIDDLE SCHOOL LI	370.00	.00	.00	.00	.00	370.00
300	9204	CLAGGETT M.S. CHOIR FUND	634.10	.00	.00	.00	.00	634.10
300	9208	CLAGGETT - 6TH GRADE TRIP	16,875.76	.00	82,357.83	50.40	100,525.64	1,292.05-
300	9250	ROOT M.S. BAND FUND	20,601.72	136.00	13,468.00	873.09	14,373.71	19,696.01
300	9251	ROOT M.S. ORCHESTRA FUND	923.15	18.00	305.00	.00	.00	1,228.15
300	9252	ROOT M.S. CHOIR FUND	3,270.15	.00	.00	.00	.00	3,270.15
300	9253	ROOT M.S. BEEHIVE	185.44	58.40	351.52	99.46	177.69	359.27
300	9258	ROOT - DISTRICT SUPERVISE	100,628.78	3,332.47	6,785.78	.00	102,977.85	4,436.71

Date: 3/03/17

F I N A N C I A L S U M M A R Y R E P O R T
Processing Month: February 2017
MEDINA CITY SCHOOL DISTRICT

Page: 5
(FINSUM)

Fnd	Scc	Description	Beginning Balance	MTD Revenues	FYTD Revenues	MTD Expenditures	FYTD Expenditures	Current Available Balance
300	9259	ROOT DANCE TEAM	528.00	.00	.00	.00	.00	528.00
300	9302	BOYS VOLLEYBALL	5,764.98	.00	.00	175.00	950.00	4,814.98
300	9303	HUDDLE/SHUDDLE	1,499.99	.00	1,430.00	10.56	567.97	2,362.02
300	9304	LINK CREW	4,001.73	163.00	163.00	.00	1,731.45	2,433.28
300	9305	MHS DANCE TEAM	1,100.54	.00	757.00	238.50	238.50	1,619.04
300	9313	DRAMA/MUSICAL	22,193.65	.00	550.60	.00	18,344.38	4,399.87
300	9325	BAND - DISNEYLAND	9,300.98	.00	.00	1,446.86	1,446.86	7,854.12
300	9334	BEEHIVE CAFE	19,753.77	3,350.72	15,597.29	3,574.82	16,289.34	19,061.72
300	9380	V O F T	640.58	.00	.00	.00	.00	640.58
300	9390	GLOBAL TRIPS	.00	324.00	324.00	.00	.00	324.00
401	9000	ST FRANCIS - MOBILE UNIT	.00	.00	254,658.73	.00	254,658.73	.00
401	9016	AUXILIARY FUNDS/ST FRANCI	72,853.82	.00	.00	.00	65,406.27	7,447.55
401	9017	AUXILIARY FUNDS/ST FRANCI	.00	184,588.00	386,495.37	50,172.49	190,864.22	195,631.15
401	9026	AUX FUNDS NURTURY	6,163.05	.00	.00	.00	509.00	5,654.05
401	9027	AUX FUNDS NURTURY	.00	6,118.22	13,926.21	3,879.51	4,931.49	8,994.72
401	9036	AUX FUNDS MCA	30,788.77	.00	.00	.00	28,228.70	2,560.07
401	9037	AUX FUNDS MCA	.00	72,351.99	139,726.06	6,855.83	82,925.39	56,800.67
401	9046	AUX FUNDS KIDS COUNTRY	8,134.86	.00	.00	.00	6,740.63	1,394.23
401	9047	AUX FUNDS KIDS COUNTRY	.00	8,705.20	13,040.71	.00	.00	13,040.71
401	9066	SM WONDERS	1,644.12	.00	.00	.00	.00	1,644.12
432	9097	MANAGE. INFO. SYS. FUND	.80	.00	.00	.00	.00	.80
450	9008	SCHOOLNET PLUS FY2008: GR	1.00	.00	.00	.00	.00	1.00
451	9013	CONNECTIVITY 2013	800.00	.00	.00	.00	.00	800.00
451	9017	CONNECTIVITY FY17	.00	.00	9,900.00	.00	.00	9,900.00
452	9008	SCHOOLNET PROFESSIONAL DE	66.15	.00	.00	.00	.00	66.15
463	9017	ALT ED	.00	.00	18,334.94	3,669.15	25,673.24	7,338.30-
499	9012	INTERN PSYCH FY12	45.81	.00	.00	.00	.00	45.81
499	9013	INTERN PSYCH FY13	39.97	.00	.00	.00	.00	39.97
499	9024	LOCAL GOVERNMENT INNOVATI	7,750.00	.00	.00	.00	.00	7,750.00
499	9039	INTERN PSYCHOLOGIST GRANT	2.20	.00	.00	.00	.00	2.20
499	9112	E-TECH BLENDED LEARNING G	321.71	.00	.00	.00	.00	321.71
506	9014	RESIDENT EDUCATOR GRANT	950.00	.00	.00	.00	.00	950.00
516	9015	TITLE VI-B	2,690.82	.00	.00	.00	.00	2,690.82
516	9016	TITLE VI-B	115,909.61	.00	200,227.51	.00	316,187.22	50.10-
516	9017	TITLE VI-B	.00	.00	560,601.00	137,023.15	817,560.23	256,959.23-
551	9117	TITLE III LEP	.00	.00	.00	12,493.03-	11,019.47	11,019.47-
572	9016	TITLE I	70,036.18	.00	78,400.77	.00	148,436.95	.00
572	9017	TITLE I	.00	.00	197,902.74	63,935.42	301,675.08	103,772.34-
572	9116	TITLE I-D	10,650.20	.00	18,943.48	.00	29,590.85	2.83
572	9117	TITLE I-D	.00	.00	22,054.09	2,763.99	29,546.08	7,491.99-
587	9016	PRESCHOOL	1,827.00	.00	3,161.06	.00	4,988.06	.00
587	9017	PRESCHOOL	.00	.00	12,150.99	2,119.95	16,649.05	4,498.06-
590	9016	TITLE II-A	9,110.54	.00	27,715.75	.00	36,826.29	.00
590	9017	TITLE II-A	.00	.00	63,802.85	10,510.44	84,217.53	20,414.68-
599	9016	CHILD NUTRITION SCHOOL EQ	.00	.00	6,500.00	.00	6,500.00	.00

Date: 3/03/17

FINANCIAL SUMMARY REPORT
Processing Month: February 2017
MEDINA CITY SCHOOL DISTRICT

Page: 6
(FINSUM)

Fnd	Scd	Description	Beginning Balance	MTD Revenues	FYTD Revenues	MTD Expenditures	FYTD Expenditures	Current Available Balance
		Grand Total All Funds	66,309,645.53	28,516,543.81	87658,111.37	6,909,413.55	70320,059.47	83647,697.43
		Total Invested Funds	.00					

Date: 3/03/2017

C H E C K R E G I S T E R
Processing Month: February 2017
MEDINA CITY SCHOOL DISTRICT

Page: 1
(CHKREG)

Check#	Check Date	Org Sta	Vendor Paid	Check Amount	Status Date
007594	02/03/2017	M/M	MEMO - MEDICAL MUTUAL	112,955.87	
007595	02/10/2017	M/M	MEMO MET LIFE INSURANCE	4,610.77	
007596	02/02/2017	M/M	MEMO - MEDICAL MUTUAL	81,207.57	
007597	02/10/2017	M/M	MEMO - U.S. BANK PURCHASE CARD	10,904.41	
007598	02/14/2017	M/M	MEMO - MEDICAL MUTUAL	139,605.34	
007599	02/09/2017	M/M	GORDON FOOD SERVICE	18,689.21	
007600	02/09/2017	M/M	GORDON FOOD SERVICE	1,577.28	
007601	02/16/2017	M/M	MEMO MET LIFE INSURANCE	55,123.61	
007602	02/10/2017	M/M	OHIO DEPT OF ED - MEMO CK	90,310.34	
007603	02/22/2017	M/M	MEMO - MEDICAL MUTUAL	73,920.01	
007604	02/24/2017	M/M	OHIO DEPT OF ED - MEMO CK	96,899.65	
007605	02/10/2017	M/M	MEMO - BUREAU WORK COMP	5,407.67	
007606	02/28/2017	M/M	MEMO -MEDINA CITY SCHOOLS	624,356.52	
007607	02/10/2017	M/M	MEMO --S T R S	72,747.98	
007608	02/10/2017	M/M	MEMO --S E R S	3,346.88	
007609	02/10/2017	M/M	MEMO - FIRST MERIT BANK	26,698.57	
007610	02/24/2017	M/M	MEMO --S T R S	73,293.76	
007611	02/24/2017	M/M	MEMO --S E R S	4,026.54	
007612	02/24/2017	M/M	MEMO - FIRST MERIT BANK	26,739.99	
007613	02/28/2017	M/M	SYSCO CLEVELAND INC	34,340.04	
007614	02/28/2017	M/M	SYSCO CLEVELAND INC	2,559.49	
007615	02/24/2017	M/M	MEMO - BUREAU WORK COMP	5,453.64	
007616	02/08/2017	M/M	MEMO - BUREAU WORK COMP	2,835.84	
007617	02/28/2017	M/M	MEMO - P & A ADMINISTRATIVE	14,023.48	
007618	02/28/2017	M/M	MEMO - MEDICAL MUTUAL	166,683.92	
007619	02/28/2017	M/M	STRS	447,090.00	
007620	02/28/2017	M/M	SERS - MEMO	105,454.14	
007621	02/28/2017	T/T	MEMO -MEDINA CITY SCHOOLS	20,524.40	
615638	02/08/2017	W/R	AKRON BEARING COMPANY, INC.	1,220.00	02/16/2017
615639	02/08/2017	W/R	AKRON RACERS	325.00	02/22/2017
615640	02/08/2017	W/R	ALBRIGHT SECURITY CENTER, INC.	43.75	02/22/2017
615641	02/08/2017	W/R	ALEXANDRA MUSSELMAN	60.79	02/08/2017
615642	02/08/2017	W/R	ALISON YATES	2.82	02/08/2017
615643	02/08/2017	W/R	AMAZON.COM	3,002.65	02/17/2017
615644	02/08/2017	W/R	ANGELA NUCKOLS	1,095.00	02/08/2017
615645	02/08/2017	W/R	ANTHONY BELSITO	270.00	02/14/2017
615646	02/08/2017	W/R	ARDENT PIANO	280.00	02/15/2017
615647	02/08/2017	W/R	ARMSTRONG	482.19	02/15/2017
615648	02/08/2017	W/R	ARMSTRONG CABLE	54.95	02/16/2017
615649	02/08/2017	W/R	ARROW UNIFORM	1,555.50	02/15/2017
615650	02/08/2017	W/R	B&H PHOTO-VIDEO	121.93	02/15/2017
615651	02/08/2017	W/R	BARNES & NOBLE EDUCATION, INC	6,994.79	02/16/2017
615652	02/08/2017	W/R	BASA	159.00	02/28/2017
615653	02/08/2017	W/R	BLICK ART MATERIALS LLC	1,985.35	02/16/2017
615654	02/08/2017	W/R	BOOKSOURCE	1,320.35	02/15/2017
615655	02/08/2017	W/R	DAIRYMENS	4,990.46	02/14/2017
615656	02/08/2017	W/R	BRADFORD SCOTT QUADE	185.00	02/08/2017
615657	02/08/2017	W/R	BSN SPORTS LLC	453.44	02/16/2017
615658	02/08/2017	W/R	BUEHLER'S MARKETS	476.96	02/15/2017
615659	02/08/2017	W/R	BUZZARD TOOLS LLC	147.98	02/22/2017
615660	02/08/2017	W/R	OHIO BUREAU OF WORKERS	2,067.00	02/14/2017
615661	02/08/2017	W/R	C & B INSTALLS	500.00	02/15/2017

Date: 3/03/2017

C H E C K R E G I S T E R
Processing Month: February 2017
MEDINA CITY SCHOOL DISTRICT

Page: 2
(CHKREG)

Check#	Check Date	Org Sta	Vendor Paid	Check Amount	Status Date
615662	02/08/2017	W/R	C MARTIN TRUCKING	1,262.02	02/22/2017
615663	02/08/2017	W/W	CAMEO	875.00	
615664	02/08/2017	W/R	CAPP USA, INC.	1,169.49	02/15/2017
615665	02/08/2017	W/R	CARDINAL BUS SALES &	113.24	02/15/2017
615666	02/08/2017	W/R	CAROLINA BIOLOGICAL SUPPLY CO.	619.16	02/14/2017
615667	02/08/2017	W/R	ADVANCE AUTO PARTS (CARQUEST)	714.73	02/15/2017
615668	02/08/2017	W/R	CENTRAL INSTRUMENT CO.	114.50	02/16/2017
615669	02/08/2017	W/R	CHUCK'S CUSTOM, LLC	2.91	02/17/2017
615670	02/08/2017	W/R	CINDY BISHOP	47.98	02/08/2017
615671	02/08/2017	W/R	CINTAS CORPORATION	321.25	02/15/2017
615672	02/08/2017	W/R	CITY OF MEDINA	210.44	02/14/2017
615673	02/08/2017	W/R	CITY OF MEDINA	13,826.75	02/14/2017
615674	02/08/2017	W/R	CLEVELAND DOOR CONTROLS, INC.	1,695.00	02/14/2017
615675	02/08/2017	W/R	THE CLEVELAND PLUMBING	86.63	02/15/2017
615676	02/08/2017	W/R	COLLINCARESCURECANCER CORP	1,078.53	02/24/2017
615677	02/08/2017	W/R	OHIO CERAMIC SUPPLY, INC.	383.99	02/15/2017
615678	02/08/2017	W/R	CORRIE HOFSTETTER	45.50	02/08/2017
615679	02/08/2017	W/R	CRISIS PREVENTON INST, INC.	276.00	02/15/2017
615680	02/08/2017	W/R	DAMON INDUSTRIES INC	621.24	02/15/2017
615681	02/08/2017	W/R	CTB McGRAW-HILL	1,692.41	02/15/2017
615682	02/08/2017	W/R	DAWN HARRINGTON	29.94	02/08/2017
615683	02/08/2017	W/R	DEBBRA LANEVILLE	77.53	02/08/2017
615684	02/08/2017	W/R	EASY GRAPHICS CORP	2,718.00	02/15/2017
615685	02/08/2017	W/R	EDUCATION WEEK	79.00	02/17/2017
615686	02/08/2017	W/R	ELECTRICAL APPLIANCE REPAIR	72.10	02/16/2017
615687	02/08/2017	W/R	ELIZABETH KISSNER	18.39	02/22/2017
615688	02/08/2017	W/R	EXCEL DRYER, INC.	108.00	02/15/2017
615689	02/08/2017	W/R	FLAGHOUSE, INC.	1,120.35	02/16/2017
615690	02/08/2017	W/R	FOLLETT SCHOOL SOLUTIONS, INC.	206.47	02/14/2017
615691	02/08/2017	W/R	FRAN SCHOEN	6,944.00	02/14/2017
615692	02/08/2017	W/R	FRONTIER	598.00	02/16/2017
615693	02/08/2017	W/R	GALLEY PRINTING, INC.	85.00	02/15/2017
615694	02/08/2017	W/R	GEAUGA COUNTY EDUCATIONAL	4,148.89	02/15/2017
615695	02/08/2017	W/R	NAPA AUTOMOTIVE PARTS & SERVIC	123.78	02/15/2017
615696	02/08/2017	W/R	GIONINO'S PIZZARIA	86.70	02/15/2017
615697	02/08/2017	W/R	GOODWILL INDUSTRIES AKRON INC	1,875.25	02/08/2017
615698	02/08/2017	W/R	GORDON FOOD SERVICE	1,271.44	02/15/2017
615699	02/08/2017	W/R	GORDON FOOD SERVICE	152.71	02/15/2017
615700	02/08/2017	W/R	GRAINGER SUPPLY CO	168.70	02/16/2017
615701	02/08/2017	W/R	GREAT LAKES THEATER	2,880.00	02/16/2017
615702	02/08/2017	W/W	PIZZA HUT INC	656.00	
615703	02/08/2017	W/R	HARPLEY CS LLC	1,100.00	02/08/2017
615704	02/08/2017	W/R	HEALTHCARE BILLING SERVICES	1,315.38	02/15/2017
615705	02/08/2017	W/R	HEAPY ENGINEERING	1,105.00	02/15/2017
615706	02/08/2017	W/R	HEIBERGER PAVING, INC.	19,008.88	02/15/2017
615707	02/08/2017	W/R	HEINEMANN	1,222.00	02/14/2017
615708	02/08/2017	W/R	HOME DEPOT	140.20	02/17/2017
615709	02/08/2017	W/W	HOUSE OF FLOWERS & GIFTS LLC	105.00	
615710	02/08/2017	W/R	ICANDI GRAPHICS	391.90	02/14/2017
615711	02/08/2017	W/R	ICE CREAM SPECIALTIES INC	1,192.00	02/15/2017
615712	02/08/2017	W/R	INNOVATIVE LEARNING CONCEPTS	522.72	02/15/2017
615713	02/08/2017	W/R	JAMA JOHNSON	50.00	02/08/2017

Date: 3/03/2017

C H E C K R E G I S T E R
Processing Month: February 2017
MEDINA CITY SCHOOL DISTRICT

Page: 3
(CHKREG)

Check#	Check Date	Org Sta	Vendor Paid	Check Amount	Status Date
615714	02/08/2017	W/R	JESSICA NIEMANTSVERDRIET	29.04	02/08/2017
615715	02/08/2017	W/R	JF GOOD COMPANY	1,236.00	02/14/2017
615716	02/08/2017	W/R	JOHNSON CONTROLS, INC.	2,156.50	02/15/2017
615717	02/08/2017	W/R	JOHNSTONE SUPPLY INC.	1,895.20	02/15/2017
615718	02/08/2017	W/R	JOSHEN PAPER & PACKAGING	192.60	02/14/2017
615719	02/08/2017	W/R	JOSHUA E WILSON	90.00	02/15/2017
615720	02/08/2017	W/R	JULIE WILLIAMS	1,320.00	02/24/2017
615721	02/08/2017	W/R	JUSTIN BRANTNER	67.94	02/08/2017
615722	02/08/2017	W/R	JW PEPPER & SON, INC.	100.99	02/16/2017
615723	02/08/2017	W/R	KAASP	35.00	02/14/2017
615724	02/08/2017	W/R	KAREN KASE	378.46	02/28/2017
615725	02/08/2017	W/R	KAREN McGINTY	38.85	02/08/2017
615726	02/08/2017	W/R	KEVIN SPARKS	86.25	02/14/2017
615727	02/08/2017	W/R	KIM HALLOCK	53.92	02/08/2017
615728	02/08/2017	W/R	LAKESHORE LEARNING MATERIALS	804.85	02/22/2017
615729	02/08/2017	W/R	LANGUAGE LEARNING ASSOCIATES	18,432.50	02/08/2017
615730	02/08/2017	W/R	LAURA HOUGH	24.93	02/08/2017
615731	02/08/2017	W/R	LORI S KELLY	2,684.00	02/08/2017
615732	02/08/2017	W/R	MARCIA AGUIAR	68.90	02/28/2017
615733	02/08/2017	W/R	MARS ELECTRIC CO.	76.97	02/14/2017
615734	02/08/2017	W/R	MARY MEYER	7.62	02/17/2017
615735	02/08/2017	W/R	MCMASTER-CARR	211.99	02/14/2017
615736	02/08/2017	W/R	MCS FOOD SERVICE DEPT.	1,204.96	02/13/2017
615737	02/08/2017	W/R	MCSCRT	160.00	02/24/2017
615738	02/08/2017	W/R	MEDINA CITY SCHOOLS	25,976.98	02/13/2017
615739	02/08/2017	W/R	MEDINA COUNTY BOARD OF	10,571.40	02/17/2017
615740	02/08/2017	W/R	MEDINA COUNTY CAREER CENTER	175.00	02/22/2017
615741	02/08/2017	W/R	MEDINA COUNTY SANITARY	12,408.27	02/16/2017
615742	02/08/2017	W/R	MEDINA CREATIVE ACCESSIBILITY	136.00	02/08/2017
615743	02/08/2017	W/R	MEDINA FARMERS EXCHANGE CO INC	1,100.05	02/15/2017
615744	02/08/2017	W/R	MEGAN PERKINS	630.00	02/15/2017
615745	02/08/2017	W/W	MICHAEL WESNER	195.00	
615746	02/08/2017	W/R	MICHELE BENNETT	20.93	02/08/2017
615747	02/08/2017	W/R	MNJ TECHNOLOGIES DIRECT INC.	247.20	02/15/2017
615748	02/08/2017	W/R	MOBILITY WORKS	1,431.44	02/15/2017
615749	02/08/2017	W/R	MOTION INDUSTRIES INC	634.16	02/14/2017
615750	02/08/2017	W/R	MYRA BOWYER	240.00	02/22/2017
615751	02/08/2017	W/R	NANCY WOJCIAK	281.53	02/08/2017
615752	02/08/2017	W/R	NATIONAL SPEECH & DEBATE ASSOC	40.00	02/16/2017
615753	02/08/2017	W/R	NICHOLAS BRANDON MACLARREN	180.00	02/16/2017
615754	02/08/2017	W/R	NICHOLAS CERIMELE	17.34	02/08/2017
615755	02/08/2017	W/R	NICKLES BAKERY	1,226.64	02/16/2017
615756	02/08/2017	W/R	OASBO	100.00	02/15/2017
615757	02/08/2017	W/R	OASSA	165.00	02/17/2017
615758	02/08/2017	W/R	OHIO EDISON COMPANY	23,523.72	02/15/2017
615759	02/08/2017	W/R	OHIO HIGH SCHOOL LACROSSE	25.00	02/22/2017
615760	02/08/2017	W/W	OHIO JUNIOR CLASSICAL LEAGUE	1,742.50	
615761	02/08/2017	W/W	OMEA	840.00	
615762	02/08/2017	W/R	ORIENTAL TRADING COMPANY	230.30	02/15/2017
615763	02/08/2017	W/R	PEARSON ASSESSMENTS	103.30	02/14/2017
615764	02/08/2017	W/R	CAFETERIA-PEPSI COLA ORDERS	598.07	02/16/2017
615765	02/08/2017	W/R	PESI, INC.	199.99	02/16/2017

Date: 3/03/2017

C H E C K R E G I S T E R
Processing Month: February 2017
MEDINA CITY SCHOOL DISTRICT

Page: 4
(CHKREG)

Check#	Check Date	Org Sta	Vendor Paid	Check Amount	Status Date
615766	02/08/2017	W/R	PLANK ROAD PUBLISHING, INC.	806.24	02/16/2017
615767	02/08/2017	W/R	PRESSTTEK	1,347.40	02/15/2017
615768	02/08/2017	W/R	PRO-ED, INC.	48.35	02/17/2017
615769	02/08/2017	W/R	PSI AFFILIATES, INC.	21,676.27	02/15/2017
615770	02/08/2017	W/R	QUILL.COM	28.13	02/16/2017
615771	02/08/2017	W/R	REBECCA GIBSON	15.26	02/08/2017
615772	02/08/2017	W/R	REDTREE INVESTMENT GROUP	1,492.65	02/22/2017
615773	02/08/2017	W/R	REGINA COUGHLIN	90.00	02/08/2017
615774	02/08/2017	W/R	REINHARDT SUPPLY COMPANY	3,418.96	02/17/2017
615775	02/08/2017	W/R	RJ VERNAK REFRIGERATION	385.00	02/14/2017
615776	02/08/2017	W/R	ROBERTA GANGL	32.84	02/08/2017
615777	02/08/2017	W/R	ROSETTA STONE LTD	445.00	02/16/2017
615778	02/08/2017	W/R	S3 TECHNOLOGIES	1,650.00	02/15/2017
615779	02/08/2017	W/R	SANSON COMPANY	1,100.95	02/14/2017
615780	02/08/2017	W/R	SCHOLASTIC BOOK SERVICES	173.00	02/16/2017
615781	02/08/2017	W/R	SCHOLASTIC INC.	39.80	02/15/2017
615782	02/08/2017	W/R	SCHOLASTIC READING CLUB	219.00	02/15/2017
615783	02/08/2017	W/R	SCHOLASTIC TEACHING RESOURCES	296.70	02/15/2017
615784	02/08/2017	W/R	SCHOOL SPECIALTY, INC	381.04	02/14/2017
615785	02/08/2017	W/R	SHANNON DUNCAN	43.36	02/08/2017
615786	02/08/2017	W/R	SHARON OLTERSDORF	97.05	02/08/2017
615787	02/08/2017	W/R	SHELLEY MACK	806.00	02/08/2017
615788	02/08/2017	W/R	SHIFFLER EQUIPMENT SALES INC	19.23	02/14/2017
615789	02/08/2017	W/R	SPORTSWORLD	238.50	02/16/2017
615790	02/08/2017	W/R	STANDARD WELDING & STEEL	58.02	02/15/2017
615791	02/08/2017	W/R	STAPLES BUSINESS ADVANTAGE	84.33	02/14/2017
615792	02/08/2017	W/R	STERLING PAPER CO	986.05	02/14/2017
615793	02/08/2017	W/R	SUBURBAN SCHOOL	78,136.00	02/22/2017
615794	02/08/2017	W/R	SUMMIT COUNTY ESC	5,700.00	02/17/2017
615795	02/08/2017	W/R	TALBERT'S COMMERCIAL PRODUCTS	139.54	02/14/2017
615796	02/08/2017	W/R	TEACHER'S DISCOVERY	662.82	02/22/2017
615797	02/08/2017	W/R	THE MISSING PIECE LLC	668.75	02/16/2017
615798	02/08/2017	W/R	TIME FOR KIDS	81.90	02/22/2017
615799	02/08/2017	W/R	TINA CASSIDY	149.70	02/08/2017
615800	02/08/2017	W/R	TOWN & COUNTRY CO-OP INC.	16,141.68	02/16/2017
615801	02/08/2017	W/R	TRACY BROWN	480.00	02/15/2017
615802	02/08/2017	W/R	TREASURER, STATE OF OHIO	3,816.91	02/15/2017
615803	02/08/2017	W/R	USA CUSTOM APPAREL LLC	163.90	02/15/2017
615804	02/08/2017	W/R	VIVA SPANISH LANGUAGE PROGRAM	746.00	02/17/2017
615805	02/08/2017	W/R	WOLFF BROS. SUPPLY, INC.	2,203.91	02/14/2017
615806	02/08/2017	W/R	WORLD DRYER	324.54	02/14/2017
615807	02/08/2017	W/R	ZOHO CORPORATION	2,792.00	02/14/2017
615808	02/08/2017	B/R	HOLLY FELGER	200.00	02/28/2017
615809	02/08/2017	B/R	JAMEAN SOWA	25.00	02/16/2017
615810	02/08/2017	B/R	RENEE HABERFIELD	4.00	02/24/2017
615811	02/08/2017	B/B	TRACY MATELSKE	25.00	
615812	02/08/2017	B/R	AMY OR KURT HOES	10.00	02/28/2017
615813	02/08/2017	B/R	MARLEA OR STEVEN MARSHALL	10.00	02/14/2017
615814	02/08/2017	B/B	BHAGWANTI KHATRI	50.00	
615815	02/08/2017	B/B	CHRIS HASTINGS	2.00	
615816	02/08/2017	B/R	JENNIFER HODGES	1.00	02/28/2017
615817	02/08/2017	B/R	LAURIE SHOEMAKER	8.50	02/22/2017

Date: 3/03/2017

C H E C K R E G I S T E R
Processing Month: February 2017
MEDINA CITY SCHOOL DISTRICT

Page: 5
(CHKREG)

Check#	Check Date	Org Sta	Vendor Paid	Check Amount	Status Date
615818	02/08/2017	B/R	MARY HABRAT	4.00	02/15/2017
615819	02/08/2017	B/R	SARA HUDAK	4.00	02/24/2017
615820	02/08/2017	B/R	CARLA SUMMERVILLE	92.00	02/16/2017
615821	02/08/2017	B/R	LUCILLE ACEVEDO	92.00	02/16/2017
615822	02/08/2017	B/R	ROCHELLE RASPER	70.00	02/28/2017
615823	02/16/2017	W/R	ABC THERAPY, LTD	15,135.00	02/16/2017
615824	02/16/2017	W/R	ACROPRINT TIME RECORDER CO	558.99	02/24/2017
615825	02/16/2017	W/R	ADLER TEAM SPORTS	4,657.45	02/28/2017
615826	02/16/2017	W/R	AKRON RUBBERDUCKS	350.00	02/28/2017
615827	02/16/2017	W/W	ALAN T ROLAND	105.00	
615828	02/16/2017	W/R	ALBERT GUARNIERI & COMPANY INC	415.76	02/24/2017
615829	02/16/2017	W/W	ALBRIGHT SECURITY CENTER, INC.	10.00	
615830	02/16/2017	W/R	ANDREW BRENNER	151.97	02/16/2017
615831	02/16/2017	W/R	ANGELA NUCKOLS	615.00	02/16/2017
615832	02/16/2017	W/R	ANTHONY BELSITO	378.00	02/24/2017
615833	02/16/2017	W/R	APOLLO PEST CONTROL COMPANY	628.00	02/24/2017
615834	02/16/2017	W/R	APPLE EDUCATION	428.95	02/24/2017
615835	02/16/2017	W/R	APPLIED MSS	366.33	02/22/2017
615836	02/16/2017	W/R	AQUACLEAR	43.85	02/24/2017
615837	02/16/2017	W/R	ARBOR SCIENTIFIC	857.85	02/22/2017
615838	02/16/2017	W/R	ARMSTRONG CABLE	134.95	02/24/2017
615839	02/16/2017	W/R	ARROW UNIFORM	960.16	02/24/2017
615840	02/16/2017	W/R	BAKER & TAYLOR COMPANY	212.32	02/24/2017
615841	02/16/2017	W/R	BANNER SUPPLY COMPANY INC	276.15	02/24/2017
615842	02/16/2017	W/R	BLICK ART MATERIALS LLC	546.59	02/22/2017
615843	02/16/2017	W/R	BOB ROGERS TRAVEL	7,200.00	02/28/2017
615844	02/16/2017	W/R	BOOKSOURCE	1,275.15	02/22/2017
615845	02/16/2017	W/R	DAIRYMENS	5,284.31	02/22/2017
615846	02/16/2017	W/R	BRADFORD SCOTT QUADE	48.00	02/16/2017
615847	02/16/2017	W/R	BRICKER & ECKLER LLP	632.50	02/24/2017
615848	02/16/2017	W/R	BSN SPORTS LLC	9,374.43	02/22/2017
615849	02/16/2017	W/R	BUEHLER'S MARKETS	672.26	02/22/2017
615850	02/16/2017	W/R	CARDINAL BUS SALES &	954.63	02/22/2017
615851	02/16/2017	W/R	ADVANCE AUTO PARTS (CARQUEST)	224.31	02/24/2017
615852	02/16/2017	W/W	CAMP CHRISTOPHER	100.00	
615853	02/16/2017	W/R	CATHY LASHER	10.56	02/16/2017
615854	02/16/2017	W/R	CENTRAL INSTRUMENT CO.	284.00	02/22/2017
615855	02/16/2017	W/R	CHELSEA MITCHELL	29.30	02/16/2017
615856	02/16/2017	W/V	CHUCK'S CUSTOM, LLC	2.91	02/16/2017
615857	02/16/2017	W/R	CINTAS CORPORATION	435.22	02/24/2017
615858	02/16/2017	W/W	CLEVELAND CLINIC ATWORK	486.00	
615859	02/16/2017	W/R	COMDOC, INC.	204.90	02/22/2017
615860	02/16/2017	W/W	COMMUNITY CALENDAR	125.00	
615861	02/16/2017	W/R	CROWN TROPHY OF MEDINA	160.15	02/24/2017
615862	02/16/2017	W/R	CUMMINS INTERSTATE POWER INC	929.95	02/24/2017
615863	02/16/2017	W/R	CUMMINS-ALLISON CORP.	698.00	02/28/2017
615864	02/16/2017	W/R	DANIEL SMITH	30.50	02/28/2017
615865	02/16/2017	W/R	DEMCO, INC.	162.49	02/24/2017
615866	02/16/2017	W/R	DMO FOOD EQUIPMENT	753.71	02/24/2017
615867	02/16/2017	W/W	DOMINO'S PIZZA	474.00	
615868	02/16/2017	W/R	EASTER SEALS NORTHERN OHIO	1,923.00	02/22/2017
615869	02/16/2017	W/R	EASY GRAPHICS CORP	249.00	02/28/2017

Date: 3/03/2017

C H E C K R E G I S T E R
Processing Month: February 2017
MEDINA CITY SCHOOL DISTRICT

Page: 6
(CHKREG)

Check#	Check Date	Org Sta	Vendor Paid	Check Amount	Status Date
615870	02/16/2017	W/R	ELECTRICAL APPLIANCE REPAIR	215.70	02/28/2017
615871	02/16/2017	W/R	ENTERPRISE FLEET MGMT INC.	9,110.24	02/24/2017
615872	02/16/2017	W/R	ESC OF MEDINA COUNTY	88,348.70	02/22/2017
615873	02/16/2017	W/R	FASTENAL COMPANY	12.00	02/24/2017
615874	02/16/2017	W/R	FEEDING MEDINA COUNTY	155.00	02/28/2017
615875	02/16/2017	W/R	OASBO - FIVE COUNTY	45.00	02/28/2017
615876	02/16/2017	W/R	FLAGHOUSE, INC.	115.06	02/24/2017
615877	02/16/2017	W/R	FRONTIER	683.45	02/24/2017
615878	02/16/2017	W/R	NAPA AUTOMOTIVE PARTS & SERVIC	301.73	02/24/2017
615879	02/16/2017	W/R	GOPHER SPORT	1,061.78	02/22/2017
615880	02/16/2017	W/R	GORDON FOOD SERVICE	321.14	02/24/2017
615881	02/16/2017	W/R	GORDON FOOD SERVICE	54.40	02/24/2017
615882	02/16/2017	W/R	GREAT LAKES BIOMEDICAL LTD	304.00	02/22/2017
615883	02/16/2017	W/W	GREATER MEDINA CHAMBER	54.00	
615884	02/16/2017	W/W	PIZZA HUT INC	305.50	
615885	02/16/2017	W/W	HARMONY HELPERS	400.00	
615886	02/16/2017	W/R	HIGH SCHOOL AD NETWORK LLC	92.00	02/22/2017
615887	02/16/2017	W/R	HOME DEPOT	578.08	02/24/2017
615888	02/16/2017	W/R	ICANDI GRAPHICS	260.00	02/28/2017
615889	02/16/2017	W/R	ICE CREAM SPECIALTIES INC	992.89	02/24/2017
615890	02/16/2017	W/R	INNOVATIVE SOLUTIONS	1,945.00	02/24/2017
615891	02/16/2017	W/R	JACKSON BOYS' VOLLEYBALL	175.00	02/28/2017
615892	02/16/2017	W/R	JARROD FRY	34.04	02/28/2017
615893	02/16/2017	W/R	JASON EBERLY	35.00	02/22/2017
615894	02/16/2017	W/R	JESSICA NIEMANTSVERDRIET	23.51	02/16/2017
615895	02/16/2017	W/R	JESSICA WHITE	49.12	02/16/2017
615896	02/16/2017	W/R	JOHN R. GREEN CO.	1,151.66	02/28/2017
615897	02/16/2017	W/R	JOHN TELLONI	117.70	02/16/2017
615898	02/16/2017	W/R	JOSHEN PAPER & PACKAGING	614.25	02/22/2017
615899	02/16/2017	W/R	JULIE PHILLIPS	117.70	02/16/2017
615900	02/16/2017	W/R	JUSTIN BRANTNER	309.80	02/16/2017
615901	02/16/2017	W/R	JW PEPPER & SON, INC.	99.99	02/24/2017
615902	02/16/2017	W/R	COACH CLIFF'S GAGA BALL PITS	727.00	02/28/2017
615903	02/16/2017	W/R	KEEGAN B COUGHLIN	47.72	02/28/2017
615904	02/16/2017	W/R	KIMBALL MIDWEST	338.98	02/22/2017
615905	02/16/2017	W/R	LIBRARY STORE, INC.	44.06	02/24/2017
615906	02/16/2017	W/R	LICKING AREA COMPUTER ASSOC.	129,619.35	02/24/2017
615907	02/16/2017	W/R	LORI DENNIS	19.38	02/16/2017
615908	02/16/2017	W/R	LORI S KELLY	3,111.00	02/16/2017
615909	02/16/2017	W/W	M.C. DJ SERVICES, INC.	850.00	
615910	02/16/2017	W/R	MACK'S, INC.	67.50	02/22/2017
615911	02/16/2017	W/R	MAGICAL THEATRE COMPANY	1,100.00	02/28/2017
615912	02/16/2017	W/R	MARCO'S PIZZA, INC	34.46	02/24/2017
615913	02/16/2017	W/R	MCS FOOD SERVICE DEPT.	4.84	02/22/2017
615914	02/16/2017	W/W	MCSCRT	40.00	
615915	02/16/2017	W/R	MEDINA COMMUNITY RECREATION	260.00	02/28/2017
615916	02/16/2017	W/R	MEDINA COUNTY BOARD OF	1,049.22	02/24/2017
615917	02/16/2017	W/R	MEDINA COUNTY HEALTH DEPT	3,070.00	02/24/2017
615918	02/16/2017	W/R	MEDINA CREATIVE ACCESSIBILITY	76.00	02/16/2017
615919	02/16/2017	W/R	MEDINA FARMERS EXCHANGE CO INC	439.62	02/24/2017
615920	02/16/2017	W/R	MEDINA HARDWARE, INC	187.73	02/28/2017
615921	02/16/2017	W/R	MEDINA SIGNS	269.82	02/24/2017

Date: 3/03/2017

C H E C K R E G I S T E R
Processing Month: February 2017
MEDINA CITY SCHOOL DISTRICT

Page: 7
(CHKREG)

Check#	Check Date	Org Sta	Vendor Paid	Check Amount	Status Date
615922	02/16/2017	W/R	MEDTOX LABORATORIES, INC.	50.00	02/24/2017
615923	02/16/2017	W/W	MICHAEL WESNER	112.50	
615924	02/16/2017	W/R	MNJ TECHNOLOGIES DIRECT INC.	38.00	02/24/2017
615925	02/16/2017	W/R	MONTVILLE POLICE DEPARTMENT	188.00	02/28/2017
615926	02/16/2017	W/R	MULTI-COUNTY JUVENILE	609.45	02/24/2017
615927	02/16/2017	W/R	MYRA BOWYER	195.00	02/28/2017
615928	02/16/2017	W/R	NANCY WOJCIAK	470.70	02/16/2017
615929	02/16/2017	W/R	NASCO	709.00	02/24/2017
615930	02/16/2017	W/R	NICHOLAS BRANDON MACLARREN	90.00	02/24/2017
615931	02/16/2017	W/R	NICKLES BAKERY	1,623.31	02/24/2017
615932	02/16/2017	W/R	OASSA	440.00	02/28/2017
615933	02/16/2017	W/R	OHIO DEPT OF JOB &	821.42	02/24/2017
615934	02/16/2017	W/R	OHIO EDISON COMPANY	53,604.20	02/22/2017
615935	02/16/2017	W/R	OSBORNE MEDINA, INC.	90.00	02/28/2017
615936	02/16/2017	W/R	P & A ADMINISTRATIVE SERVICES	355.20	02/28/2017
615937	02/16/2017	W/R	DARICE INC/PAT CATAN'S	137.46	02/24/2017
615938	02/16/2017	W/R	PAULA MIDLIK	40.00	02/16/2017
615939	02/16/2017	W/R	PEARSON ASSESSMENTS	600.34	02/22/2017
615940	02/16/2017	W/R	CAFETERIA-PEPSI COLA ORDERS	2,406.57	02/24/2017
615941	02/16/2017	W/R	PHONAK, INC	1,625.39	02/24/2017
615942	02/16/2017	W/R	POINT SPRING & DRIVESHAFT CO	494.84	02/22/2017
615943	02/16/2017	W/R	PRAXAIR	24.52	02/24/2017
615944	02/16/2017	W/R	PRO-ED, INC.	2,608.38	02/28/2017
615945	02/16/2017	W/R	RAFCOMM, INC.	90.83	02/24/2017
615946	02/16/2017	W/R	REBECCA FOX	40.69	02/28/2017
615947	02/16/2017	W/R	REINHARDT SUPPLY COMPANY	2,751.54	02/24/2017
615948	02/16/2017	W/R	RENTEQUIP, INC.	206.70	02/28/2017
615949	02/16/2017	W/R	RJ VERNAK REFRIGERATION	1,221.00	02/22/2017
615950	02/16/2017	W/R	RONALD L FULLER	25.97	02/16/2017
615951	02/16/2017	W/R	S3 TECHNOLOGIES	2,570.00	02/22/2017
615952	02/16/2017	W/R	SANSON COMPANY	2,398.30	02/24/2017
615953	02/16/2017	W/R	SARGENT-WELCH LLC	3,522.95	02/22/2017
615954	02/16/2017	W/R	SCANTRON CORP.	100.95	02/22/2017
615955	02/16/2017	W/R	SCHOLASTIC INC.	22,170.56	02/24/2017
615956	02/16/2017	W/R	SCHOOL SPECIALTY, INC	598.41	02/24/2017
615957	02/16/2017	W/R	SCOTT SCRIVEN LLP	5,749.45	02/28/2017
615958	02/16/2017	W/R	SENDERO THERAPIES, INC.	21,662.10	02/16/2017
615959	02/16/2017	W/R	SHANNON CONLEY-KURJIAN	84.50	02/16/2017
615960	02/16/2017	W/R	SHERYL SCHRADER	93.15	02/16/2017
615961	02/16/2017	W/R	SMETZER'S TIRE CENTER, INC.	2,949.61	02/24/2017
615962	02/16/2017	W/R	SMITH PETERS KALAIL CO., LPA	1,137.50	02/22/2017
615963	02/16/2017	W/R	SOUND COM CORP	539.80	02/22/2017
615964	02/16/2017	W/W	SOUTHWEST BUCKEYE SERVICES LLC	615.00	
615965	02/16/2017	W/R	STANDARD WELDING & STEEL	23.40	02/24/2017
615966	02/16/2017	W/R	STANTON'S SHEET MUSIC INC	807.10	02/22/2017
615967	02/16/2017	W/R	STAPLES BUSINESS ADVANTAGE	227.22	02/22/2017
615968	02/16/2017	W/R	STARFALL EDUCATION FOUNDATION	1,080.00	02/28/2017
615969	02/16/2017	W/R	STEPHEN SIVARD	90.00	02/24/2017
615970	02/16/2017	W/R	STEVEN MISHLER	120.00	02/16/2017
615971	02/16/2017	W/R	TALBERT'S COMMERCIAL PRODUCTS	220.29	02/24/2017
615972	02/16/2017	W/R	TEACHERS SYNERGY, LLC	25.49	02/24/2017
615973	02/16/2017	W/R	TECHNOLOGY ENGINEERING	12,853.75	02/16/2017

Date: 3/03/2017

C H E C K R E G I S T E R
Processing Month: February 2017
MEDINA CITY SCHOOL DISTRICT

Page: 8
(CHKREG)

Check#	Check Date	Org Sta	Vendor Paid	Check Amount	Status Date
615974	02/16/2017	W/R	TERESA SPRINGER	54.87	02/16/2017
615975	02/16/2017	W/R	TOWN & COUNTRY CO-OP INC.	14,265.53	02/24/2017
615976	02/16/2017	W/R	TW CLOCKS	164.73	02/28/2017
615977	02/16/2017	W/R	AUDITOR OF STATE'S OFFICE	4,407.50	02/22/2017
615978	02/16/2017	W/R	TREASURER, STATE OF OHIO	5,358.15	02/22/2017
615979	02/16/2017	W/R	U S BANK NATIONAL ASSOC (SFX)	990.00	02/28/2017
615980	02/16/2017	W/R	MT BUSINESS TECHNOLOGIES INC.	78,952.01	02/24/2017
615981	02/16/2017	W/R	VERIZON WIRELESS	380.64	02/24/2017
615982	02/16/2017	W/R	VIDEO SERVICE OF AMERICA	89.00	02/22/2017
615983	02/16/2017	W/R	W W WILLIAMS CO, LLC	118.40	02/22/2017
615984	02/16/2017	W/R	WENDY SHUBROWSKY	32.49	02/16/2017
615985	02/16/2017	W/R	WOLFF BROS. SUPPLY, INC.	1,227.57	02/22/2017
615986	02/16/2017	W/R	WORLD TRUCK TOWING &	282.50	02/22/2017
615987	02/16/2017	B/R	LAURIE SEYMOUR	32.50	02/28/2017
615988	02/27/2017	W/W	ASCD	69.00	
615989	02/27/2017	W/W	ALBRIGHT SECURITY CENTER, INC.	9.00	
615990	02/27/2017	W/W	ARROW UNIFORM	700.64	
615991	02/27/2017	W/W	NAPA AUTOMOTIVE PARTS & SERVIC	32.02	
615992	02/27/2017	W/W	BSN SPORTS LLC	61.60	
615993	02/27/2017	W/W	BUCKEYE LOCAL SCHOOL DISTRICT	100.00	
615994	02/27/2017	W/W	BUEHLER'S MARKETS	423.54	
615995	02/27/2017	W/W	CAFETERIA-PEPSI COLA ORDERS	511.86	
615996	02/27/2017	W/W	CINTAS CORPORATION	62.47	
615997	02/27/2017	W/W	THE CLEVELAND PLUMBING	208.87	
615998	02/27/2017	W/W	COLUMBIA GAS OF OHIO, INC	11,413.66	
615999	02/27/2017	W/W	TREASURER, STATE OF OHIO	3,343.02	
616000	02/27/2017	W/W	CROWN TROPHY OF MEDINA	140.00	
616001	02/27/2017	W/W	DMO FOOD EQUIPMENT	242.00	
616002	02/27/2017	W/W	DAMON INDUSTRIES INC	107.20	
616003	02/27/2017	W/W	DEMCO, INC.	376.04	
616004	02/27/2017	W/W	DISCOUNT SCHOOL SUPPLY	188.73	
616005	02/27/2017	W/W	DISCOUNT MAGAZINE	961.68	
616006	02/27/2017	W/W	EDUCATIONAL SERVICE CENTER	31,780.00	
616007	02/27/2017	W/W	ELECTRICAL APPLIANCE REPAIR	120.35	
616008	02/27/2017	W/W	FBN SYSTEMS, INC.	1,750.00	
616009	02/27/2017	W/W	FOLLETT SCHOOL SOLUTIONS, INC.	44.46	
616010	02/27/2017	W/W	GORDON FOOD SERVICE	306.98	
616011	02/27/2017	W/W	GORDON FOOD SERVICE	116.26	
616012	02/27/2017	W/W	GRAINGER SUPPLY CO	143.17	
616013	02/27/2017	W/W	HEINEMANN	442.75	
616014	02/27/2017	W/W	ICE CREAM SPECIALTIES INC	1,194.12	
616015	02/27/2017	W/W	OHIO DEPARTMENT OF COMMERCE	280.00	
616016	02/27/2017	W/W	UNIVERSITY OF OREGON	299.00	
616017	02/27/2017	W/W	JOSHEN PAPER & PACKAGING	394.95	
616018	02/27/2017	W/W	MACIE PUBLISHING COMPANY	310.48	
616019	02/27/2017	W/W	MARC'S	12.50	
616020	02/27/2017	W/R	MARS ELECTRIC CO.	27.80	02/28/2017
616021	02/27/2017	W/W	ADVANCE AUTO PARTS (CARQUEST)	29.50	
616022	02/27/2017	W/W	MEDINA ATHLETIC BOOSTERS	7.00	
616023	02/27/2017	W/R	MCS FOOD SERVICE DEPT.	67.54	02/28/2017
616024	02/27/2017	W/W	NICKLES BAKERY	381.93	
616025	02/27/2017	W/W	OASBO	100.00	

Date: 3/03/2017

C H E C K R E G I S T E R
Processing Month: February 2017
MEDINA CITY SCHOOL DISTRICT

Page: 9
(CHKREG)

Check#	Check Date	Org Sta	Vendor Paid	Check Amount	Status Date
616026	02/27/2017	W/W	OHIO CERAMIC SUPPLY, INC.	1,461.03	
616027	02/27/2017	W/W	OHIO EDISON COMPANY	635.33	
616028	02/27/2017	W/W	ORIENTAL TRADING COMPANY	254.31	
616029	02/27/2017	W/W	PSI AFFILIATES, INC.	14,063.24	
616030	02/27/2017	W/W	PITNEY BOWES INC	1,651.14	
616031	02/27/2017	W/W	PITSCO INC	285.73	
616032	02/27/2017	W/W	POINT SPRING & DRIVESHAFT CO	103.52	
616033	02/27/2017	W/W	PRO-ED, INC.	131.89	
616034	02/27/2017	W/W	PRUFROCK PRESS INC.	83.80	
616035	02/27/2017	W/W	REALLY GOOD STUFF	54.93	
616036	02/27/2017	W/W	REINHARDT SUPPLY COMPANY	1,670.78	
616037	02/27/2017	W/W	RENTEQUIP, INC.	376.30	
616038	02/27/2017	W/W	RESOURCES FOR EDUCATORS	229.00	
616039	02/27/2017	W/W	RIVERSIDE PUBLISHING COMPANY	651.37	
616040	02/27/2017	W/W	SCHOOL SPECIALTY, INC	532.57	
616041	02/27/2017	W/W	SHERWIN WILLIAMS COMPANY	149.20	
616042	02/27/2017	W/W	SMETZER'S TIRE CENTER, INC.	132.65	
616043	02/27/2017	W/W	E3 GORDON STOWE	65.00	
616044	02/27/2017	W/W	TALBERT'S COMMERCIAL PRODUCTS	169.55	
616045	02/27/2017	W/W	WOLFF BROS. SUPPLY, INC.	485.62	
616046	02/27/2017	W/W	CINTAS FIRST AID & SAFETY	214.08	
616047	02/27/2017	W/W	AKRON CHILDRENS HOSPITAL	14,756.96	
616048	02/27/2017	W/W	STAPLES BUSINESS ADVANTAGE	26.55	
616049	02/27/2017	W/W	MNJ TECHNOLOGIES DIRECT INC.	126.00	
616050	02/27/2017	W/W	ANGELA NUCKOLS	585.00	
616051	02/27/2017	W/W	PEARSON	110.00	
616052	02/27/2017	W/W	ELIZABETH RISSMILLER	1,557.50	
616053	02/27/2017	W/W	ACSI	1,339.38	
616054	02/27/2017	W/W	HYLANT GROUP	42,364.00	
616055	02/27/2017	W/W	O.P. AQUATICS	70.00	
616056	02/27/2017	W/W	ROWLEYS WHOLESALE	259.16	
616057	02/27/2017	W/W	STEPS ACADEMY	4,500.00	
616058	02/27/2017	W/W	ANTHONY BELSITO	270.00	
616059	02/27/2017	W/W	MEDINA COUNTY PORT AUTHORITY	853.00	
616060	02/27/2017	W/W	CROSS THREAD SOLUTIONS LLC	106.05	
616061	02/27/2017	W/W	BLICK ART MATERIALS LLC	539.90	
616062	02/27/2017	W/W	BEYOND WORDS: MUSIC & DANCE	350.00	
616063	02/27/2017	W/W	SCHUTT RECONDITIONING	8,601.61	
616064	02/27/2017	W/W	RAPIDWRISTBANDS.COM	180.00	
616065	02/27/2017	W/W	ELIZABETH KISSNER	58.01	
616066	02/27/2017	W/W	MARCIA AGUIAR	84.70	
616067	02/27/2017	W/W	KEVIN SPARKS	65.39	
616068	02/27/2017	W/W	KIM HALLOCK	145.54	
616069	02/27/2017	W/W	JESSICA WHITE	16.00	
616070	02/27/2017	W/W	CINDY GRICE	31.67	
616071	02/27/2017	W/W	NANCY WOJCIAK	533.76	
616072	02/27/2017	W/W	LISA KAISER	18.15	
616073	02/27/2017	W/W	MEGAN WILBUR	45.97	
616074	02/27/2017	W/W	DEBBIE QUAIDER	23.82	
616075	02/27/2017	W/W	JENNIFER ULMER	28.22	
616076	02/27/2017	W/W	JENNIFER HOERGER	134.23	
616077	02/28/2017	W/W	JUSTIN BRANTNER	377.74	

Date: 3/03/2017

C H E C K R E G I S T E R
Processing Month: February 2017
MEDINA CITY SCHOOL DISTRICT

Page: 10
(CHKREG)

Check#	Check Date	Org Sta	Vendor Paid	Check Amount	Status Date
942345	02/10/2017	C/C	MEMO -MEDINA CITY SCHOOLS	1,783,085.98	
942346	02/24/2017	C/C	MEMO -MEDINA CITY SCHOOLS	1,798,126.43	
Total Checks Issued				\$ 6,993,288.53	

Date: 03/03/17
Time: 4:14 pm

MEDINA CITY SCHOOL DISTRICT
Appropriation Account Summary
SORTED BY FUND-SCC

Page: 1
(APPSUM)

FYTD Appropriated	Prior FY Carryover Encumbrances	FYTD Expendable	FYTD Actual Expenditures	MTD Actual Expenditures	Current Encumbrances	FYTD Unencumbered Balance	FYTD Percent Exp/Enc
*****TOTAL FOR FUND-SCC 001 0000 (GENERAL FUND):							
70,257,584.72	1,245,163.02	71,502,747.74	47,593,829.15	5,283,465.41	1,967,537.64	21,941,380.95	69.31
=====							
*****TOTAL FOR FUND-SCC 002 0000 (BOND RETIREMENT):							
1,420,075.00	0.00	1,420,075.00	1,338,438.63	0.00	0.00	81,636.37	94.25
=====							
*****TOTAL FOR FUND-SCC 002 9000 (BOND RETIREMENT - NEW ELEM/SR HIGH):							
4,303,111.50	0.00	4,303,111.50	3,460,904.04	0.00	789,518.25	52,689.21	98.78
=====							
*****TOTAL FOR FUND-SCC 002 9012 (LOCAL SALES TAX RETIREMENT OF COPS):							
1,741,837.50	0.00	1,741,837.50	1,245,918.75	0.00	491,668.75	4,250.00	99.76
=====							
*****TOTAL FOR FUND-SCC 002 9014 (CONSOLIDATION - ENERGY & TRANSP NOTES):							
340,893.75	0.00	340,893.75	314,906.21	0.00	0.00	25,987.54	92.38
=====							
*****TOTAL FOR FUND-SCC 003 9001 (MEDINA CITY REC CENTER-PERMANENT IMPROV.):							
138,000.00	12,300.00	150,300.00	25,952.83	19,777.78-	5,000.00	119,347.17	20.59
=====							
*****TOTAL FOR FUND-SCC 006 0000 (LUNCHROOM FUND):							
2,343,123.89	40,115.07	2,383,238.96	1,540,796.63	204,792.66	193,222.44	649,219.89	72.76
=====							
*****TOTAL FOR FUND-SCC 007 9004 (COLLINS SCHOLARSHIP/POST-GRADUATE):							
16,000.00	0.00	16,000.00	0.00	0.00	16,000.00	0.00	100.00
=====							
*****TOTAL FOR FUND-SCC 007 9333 (RIOS STUDENT LEADER SCHOLAR.):							
5,000.00	0.00	5,000.00	0.00	0.00	5,000.00	0.00	100.00
=====							
*****TOTAL FOR FUND-SCC 009 9000 (STAR):							
23,909.00	0.00	23,909.00	0.00	0.00	0.00	23,909.00	0.00
=====							

Date: 03/03/17
Time: 4:14 pm

MEDINA CITY SCHOOL DISTRICT
Appropriation Account Summary
SORTED BY FUND-SCC

Page: 2
(APPSUM)

FYTD Appropriated	Prior FY Carryover Encumbrances	FYTD Expendable	FYTD Actual Expenditures	MTD Actual Expenditures	Current Encumbrances	FYTD Unencumbered Balance	FYTD Percent Exp/Enc
*****TOTAL FOR FUND-SCC 009 9110 (UNIFORM SUPPLIES GARFIELD):							
9,688.50	369.74	10,058.24	2,572.01	795.80	1,690.41	5,795.82	42.38
=====							
*****TOTAL FOR FUND-SCC 009 9120 (UNIFORM SUPPLIES - CANAVAN):							
12,365.00	2,786.30	15,151.30	11,214.57	315.46	3,787.77	148.96	99.02
=====							
*****TOTAL FOR FUND-SCC 009 9130 (UNIFORM SUPPLIES - FENN):							
16,167.56	0.00	16,167.56	13,303.62	104.73	2,694.52	169.42	98.95
=====							
*****TOTAL FOR FUND-SCC 009 9140 (UNIFORM SUPPLIES - HERITAGE):							
11,305.00	0.00	11,305.00	12,623.06	0.00	0.00	1,318.06	111.66
=====							
*****TOTAL FOR FUND-SCC 009 9160 (UNIFORM SUPPLIES - BLAKE):							
14,818.50	0.00	14,818.50	13,208.82	48.48	1,399.76	209.92	98.58
=====							
*****TOTAL FOR FUND-SCC 009 9170 (UNIFORM SUPPLIES - RALPH WAITE ELEMENTARY):							
16,004.00	0.00	16,004.00	13,782.31	205.16	1,294.84	926.85	94.21
=====							
*****TOTAL FOR FUND-SCC 009 9180 (UNIFORM SUPPLIES - ELIZA NORTHROP ELEMENTARY):							
14,149.50	0.00	14,149.50	13,120.17	191.55	308.45	720.88	94.91
=====							
*****TOTAL FOR FUND-SCC 009 9200 (UNIFORM SUPPLIES - CLAGGETT MIDDLE SCHOOL):							
56,885.00	400.00	57,285.00	33,446.58	662.82	1,570.44	22,267.98	61.13
=====							
*****TOTAL FOR FUND-SCC 009 9210 (UNIFORM SUPPLIES - A.I. ROOT MIDDLE SCHOOL):							
41,542.00	173.06	41,715.06	31,966.13	250.19	158.69	9,590.24	77.01
=====							
*****TOTAL FOR FUND-SCC 009 9300 (UNIFORM SUPPLIES - SENIOR HIGH SCHOOL):							
171,054.00	9,668.95	180,722.95	85,148.82	6,129.88	53,454.18	42,119.95	76.69
=====							

Date: 03/03/17
Time: 4:14 pm

MEDINA CITY SCHOOL DISTRICT
Appropriation Account Summary
SORTED BY FUND-SCC

Page: 3
(APPSUM)

FYTD Appropriated	Prior FY Carryover Encumbrances	FYTD Expendable	FYTD Actual Expenditures	MTD Actual Expenditures	Current Encumbrances	FYTD Unencumbered Balance	FYTD Percent Exp/Enc
*****TOTAL FOR FUND-SCC 014 9016 (MEDINA CNTY JUV DET CNTR):							
281,341.00	0.00	281,341.00	192,835.76	21,687.29	0.00	88,505.24	68.54
=====							
*****TOTAL FOR FUND-SCC 014 9115 (EVOLVE FY 15):							
20,506.85	17.55	20,524.40	20,524.40	20,524.40	0.00	0.00	100.00
=====							
*****TOTAL FOR FUND-SCC 014 9116 (EVOLVE FY 16):							
637,754.74	27,869.88	665,624.62	396,648.03	35,527.57	35,271.71	233,704.88	64.89
=====							
*****TOTAL FOR FUND-SCC 016 0000 (EMERGENCY LEVY):							
3,648,076.12	0.00	3,648,076.12	2,364,763.54	269,319.30	10,781.30	1,272,531.28	65.12
=====							
*****TOTAL FOR FUND-SCC 018 9110 (PRINCIPAL'S FUND - GARFIELD):							
15,000.00	52.45	15,052.45	2,215.23	419.30	1,468.88	11,368.34	24.48
=====							
*****TOTAL FOR FUND-SCC 018 9111 (GARFIELD SCHOOL STORE):							
250.00	0.00	250.00	50.00	0.00	0.00	200.00	20.00
=====							
*****TOTAL FOR FUND-SCC 018 9113 (GARFIELD MEDIA CENTER):							
3,500.00	11.23	3,511.23	11.23	0.00	0.00	3,500.00	0.32
=====							
*****TOTAL FOR FUND-SCC 018 9120 (PRINCIPAL - CANAVAN):							
30,999.00	0.00	30,999.00	2,924.28	219.04-	9,355.39	18,719.33	39.61
=====							
*****TOTAL FOR FUND-SCC 018 9122 (CANAVAN SCHOOL STORE):							
586.69	0.00	586.69	0.00	0.00	0.00	586.69	0.00
=====							
*****TOTAL FOR FUND-SCC 018 9123 (BOOK FAIR - CANAVAN):							
10,000.00	219.08	10,219.08	5,612.05	0.00	3,674.59	932.44	90.88
=====							

Date: 03/03/17
Time: 4:14 pm

MEDINA CITY SCHOOL DISTRICT
Appropriation Account Summary
SORTED BY FUND-SCC

Page: 4
(APPSUM)

FYTD Appropriated	Prior FY Carryover Encumbrances	FYTD Expendable	FYTD Actual Expenditures	MTD Actual Expenditures	Current Encumbrances	FYTD Unencumbered Balance	FYTD Percent Exp/Enc
*****TOTAL FOR FUND-SCC 018 9130 (PRINCIPAL - FENN):							
28,050.00	20,729.79	48,779.79	16,040.20	1,577.21	10,822.57	21,917.02	55.07
=====							
*****TOTAL FOR FUND-SCC 018 9132 (FENN SCHOOL STORE):							
1,000.00	0.00	1,000.00	528.75	13.38	286.62	184.63	81.54
=====							
*****TOTAL FOR FUND-SCC 018 9133 (BOOK FAIR - FENN):							
150.00	7,964.74	8,114.74	7,964.74	0.00	0.00	150.00	98.15
=====							
*****TOTAL FOR FUND-SCC 018 9135 (MEDINA SKI TEAM - DISTRICTWIDE):							
6,000.00	0.00	6,000.00	0.00	0.00	6,000.00	0.00	100.00
=====							
*****TOTAL FOR FUND-SCC 018 9140 (PRINCIPAL'S FUND - HERITAGE):							
23,700.00	2,303.47	26,003.47	5,518.62	145.31	8,004.75	12,480.10	52.01
=====							
*****TOTAL FOR FUND-SCC 018 9143 (HERITAGE MEDIA CENTER):							
6,200.00	132.94	6,332.94	5,326.16	0.00	0.00	1,006.78	84.10
=====							
*****TOTAL FOR FUND-SCC 018 9160 (PRINCIPAL'S FUND - H G BLAKE):							
20,900.00	182.15	21,082.15	10,490.78	1,235.67	877.90	9,713.47	53.93
=====							
*****TOTAL FOR FUND-SCC 018 9163 (BLAKE MEDIA CENTER):							
5,000.00	194.65	5,194.65	1,549.24	376.04	2,523.96	1,121.45	78.41
=====							
*****TOTAL FOR FUND-SCC 018 9170 (PRINCIPALS FUND - RALPH WAITE ELEMENTARY):							
27,800.00	0.00	27,800.00	7,093.46	1,044.46	4,380.69	16,325.85	41.27
=====							
*****TOTAL FOR FUND-SCC 018 9173 (MEDIA CENTER RALPH WAITE ELEMENTARY):							
13,000.00	0.00	13,000.00	7,681.64	0.00	800.00	4,518.36	65.24
=====							

Date: 03/03/17
Time: 4:14 pm

MEDINA CITY SCHOOL DISTRICT
Appropriation Account Summary
SORTED BY FUND-SCC

Page: 5
(APPSUM)

FYTD Appropriated	Prior FY Carryover Encumbrances	FYTD Expendable	FYTD Actual Expenditures	MTD Actual Expenditures	Current Encumbrances	FYTD Unencumbered Balance	FYTD Percent Exp/Enc
*****TOTAL FOR FUND-SCC 018 9180 (PRINCIPALS FUND ELIZA NORTHROP ELEMENTARY):							
20,150.00	0.00	20,150.00	3,678.31	199.46	6,733.75	9,737.94	51.67
=====							
*****TOTAL FOR FUND-SCC 018 9181 (NORTHROP ELEMENTARY SCHOOL STORE):							
200.00	0.00	200.00	0.00	0.00	0.00	200.00	0.00
=====							
*****TOTAL FOR FUND-SCC 018 9183 (MEDIA CENTER ELIZA NORTHROP ELEMENTARY):							
5,500.00	0.00	5,500.00	4,387.56	0.00	130.75	981.69	82.15
=====							
*****TOTAL FOR FUND-SCC 018 9200 (PRINCIPAL'S FUND - CLAGGETT M.S.):							
31,550.00	3,317.55	34,867.55	12,460.20	642.28	1,217.33	21,190.02	39.23
=====							
*****TOTAL FOR FUND-SCC 018 9203 (CLAGGETT M.S. MEDIA CENTER):							
7,300.00	76.62	7,376.62	3,051.88	0.00	361.64	3,963.10	46.27
=====							
*****TOTAL FOR FUND-SCC 018 9210 (PRINCIPAL'S FUND - ROOT M.S.):							
28,000.00	731.59	28,731.59	5,824.49	2,168.89	4,713.88	18,193.22	36.68
=====							
*****TOTAL FOR FUND-SCC 018 9211 (ROOT M.S. MEDIA CENTER):							
4,050.00	320.41	4,370.41	2,799.21	0.00	85.00	1,486.20	65.99
=====							
*****TOTAL FOR FUND-SCC 018 9213 (SPECIAL FUNDRAISER - ROOT M.S.):							
32,000.00	0.00	32,000.00	22,987.19	0.00	1,605.00	7,407.81	76.85
=====							
*****TOTAL FOR FUND-SCC 018 9300 (PRINCIPAL'S FUND - SENIOR HIGH):							
48,200.00	42,365.78	90,565.78	52,323.60	7,314.72	32,027.63	6,214.55	93.14
=====							
*****TOTAL FOR FUND-SCC 018 9301 (MEDIA CENTER FUND):							
1,370.00	0.00	1,370.00	50.00	0.00	0.00	1,320.00	3.65
=====							

Date: 03/03/17
Time: 4:14 pm

MEDINA CITY SCHOOL DISTRICT
Appropriation Account Summary
SORTED BY FUND-SCC

Page: 6
(APPSUM)

FYTD Appropriated	Prior FY Carryover Encumbrances	FYTD Expendable	FYTD Actual Expenditures	MTD Actual Expenditures	Current Encumbrances	FYTD Unencumbered Balance	FYTD Percent Exp/Enc
*****TOTAL FOR FUND-SCC 018 9302 (SPECIAL FUNDRAISER - SENIOR HIGH):							
37,000.00	0.00	37,000.00	0.00	0.00	0.00	37,000.00	0.00
=====							
*****TOTAL FOR FUND-SCC 018 9303 (PERFORMING ARTS):							
75,950.00	7,655.00	83,605.00	59,921.93	4,127.19	23,972.26	289.19-	100.35
=====							
*****TOTAL FOR FUND-SCC 018 9304 (BATTLING BEES BOOKSTORE):							
18,150.00	0.00	18,150.00	8,399.31	1,262.25	7,849.43	1,901.26	89.52
=====							
*****TOTAL FOR FUND-SCC 018 9305 (FLEXIBLE CREDIT FUND):							
250.00	0.00	250.00	240.11	0.00	0.00	9.89	96.04
=====							
*****TOTAL FOR FUND-SCC 018 9901 (PUBLIC SCHOOL SUPPORT - INSTRUCTION DEPT.):							
8,200.00	1,145.29	9,345.29	4,735.63	0.00	3,748.00	861.66	90.78
=====							
*****TOTAL FOR FUND-SCC 018 9905 (PUBLIC SCHOOL SUPPORT/STUDENT SERVICES):							
0.00	4.45	4.45	6,207.79	2,136.23	0.00	6,203.34-	0.00
=====							
*****TOTAL FOR FUND-SCC 018 9906 (COMMUNICATIONS - PUBLIC SCHOOL SUPPORT):							
2,560.00	0.00	2,560.00	2,488.50	260.00	0.00	71.50	97.21
=====							
*****TOTAL FOR FUND-SCC 018 9920 (TRSP FUND):							
0.00	0.00	0.00	22.00-	22.00-	0.00	22.00	0.00
=====							
*****TOTAL FOR FUND-SCC 019 9000 (ADAMH GRANT):							
6,000.00	0.00	6,000.00	2,793.00	304.00	3,207.00	0.00	100.00
=====							
*****TOTAL FOR FUND-SCC 019 9017 (MCDAC GRANT FY17):							
82,368.00	0.00	82,368.00	69,573.20	12,562.35	0.00	12,794.80	84.47
=====							

Date: 03/03/17
Time: 4:14 pm

MEDINA CITY SCHOOL DISTRICT
Appropriation Account Summary
SORTED BY FUND-SCC

Page: 7
(APPSUM)

FYTD Appropriated	Prior FY Carryover Encumbrances	FYTD Expendable	FYTD Actual Expenditures	MTD Actual Expenditures	Current Encumbrances	FYTD Unencumbered Balance	FYTD Percent Exp/Enc
*****TOTAL FOR FUND-SCC 019 9613 (FUEL UP - CONDOSTA - ROOT - FY13):							
1,068.05	0.00	1,068.05	0.00	0.00	0.00	1,068.05	0.00
=====							
*****TOTAL FOR FUND-SCC 019 9715 (FUEL UP - BLAKE):							
519.07	19.07	538.14	0.00	0.00	0.00	538.14	0.00
=====							
*****TOTAL FOR FUND-SCC 020 9001 (TRANSPORTATION ENTERPRISE):							
35,000.00	209.18	35,209.18	3,241.61	709.02	2,255.45	29,712.12	15.61
=====							
*****TOTAL FOR FUND-SCC 022 9000 (Unclaimed funds):							
10,000.00	0.00	10,000.00	2,259.04	47.72	7,740.96	0.00	100.00
=====							
*****TOTAL FOR FUND-SCC 022 9300 (OH HIGH SCHOOL ATH ASSOC FUND):							
53,414.50	0.00	53,414.50	30,003.23	0.00	60.00	23,351.27	56.28
=====							
*****TOTAL FOR FUND-SCC 024 9001 (MEDICAL AND DRUG/SELF INSURANCE FUNDS):							
7,345,213.00	5,959.84	7,351,172.84	5,211,584.55	574,372.71	1,285,726.74	853,861.55	88.38
=====							
*****TOTAL FOR FUND-SCC 024 9002 (DENTAL SELF INSURANCE FUNDS):							
650,000.00	0.00	650,000.00	435,949.59	55,123.61	0.00	214,050.41	67.07
=====							
*****TOTAL FOR FUND-SCC 024 9094 (FLEX PRO):							
8,500.00	0.00	8,500.00	91,790.04	14,378.68	84,518.60	167,808.64-	0.00
=====							
*****TOTAL FOR FUND-SCC 027 0000 (WORKMANS COMP.-SELF INS):							
190,000.00	0.00	190,000.00	93,047.40	47,266.84	18,636.00	78,316.60	58.78
=====							
*****TOTAL FOR FUND-SCC 071 9013 (LOCAL SALES TAX PERMANENT IMPROVEMENTS):							
2,837,587.50	28,511.34	2,866,098.84	2,214,686.61	28,119.12	49,019.76	602,392.47	78.98
=====							

Date: 03/03/17
Time: 4:14 pm

MEDINA CITY SCHOOL DISTRICT
Appropriation Account Summary
SORTED BY FUND-SCC

Page: 8
(APPSUM)

FYTD Appropriated	Prior FY Carryover Encumbrances	FYTD Expendable	FYTD Actual Expenditures	MTD Actual Expenditures	Current Encumbrances	FYTD Unencumbered Balance	FYTD Percent Exp/Enc
*****TOTAL FOR FUND-SCC 200 9110 (GARFIELD STUDENT COUNCIL/K-KIDS CLUB):							
1,200.00	0.00	1,200.00	167.32	49.12	75.88	956.80	20.27
=====							
*****TOTAL FOR FUND-SCC 200 9121 (ELLA CANAVAN STUDENT COUNCIL):							
408.00	385.78	793.78	195.42	0.00	300.00	298.36	62.41
=====							
*****TOTAL FOR FUND-SCC 200 9185 (K-KIDS KIWANIS ACTIVITY CLUB-NORTHROP):							
3,000.00	0.00	3,000.00	1,832.47	254.31	745.69	421.84	85.94
=====							
*****TOTAL FOR FUND-SCC 200 9202 (CLAGGETT MIDDLE SCH. STUDENT COUNCIL):							
5,000.00	236.94	5,236.94	3,317.90	154.02	1,477.45	441.59	91.57
=====							
*****TOTAL FOR FUND-SCC 200 9205 (CLAGGETT MIDDLE SCH. BUILDERS CLUB):							
800.00	0.00	800.00	149.15	71.14	150.00	500.85	37.39
=====							
*****TOTAL FOR FUND-SCC 200 9209 (CLAGGETT MIDDLE SCHOOL DRAMA CLUB):							
5,000.00	0.00	5,000.00	2,294.99	1,285.99	2,705.01	0.00	100.00
=====							
*****TOTAL FOR FUND-SCC 200 9251 (PEP CLUB - ROOT M.S.):							
644.34	0.00	644.34	644.34	0.00	0.00	0.00	100.00
=====							
*****TOTAL FOR FUND-SCC 200 9256 (DRAMA CLUB - ROOT M.S.):							
3,790.00	77.17	3,867.17	1,486.08	153.60	2,303.92	77.17	98.00
=====							
*****TOTAL FOR FUND-SCC 200 9258 (STUDENT COUNCIL - ROOT M.S.):							
990.00	182.96	1,172.96	616.46	0.00	500.00	56.50	95.18
=====							
*****TOTAL FOR FUND-SCC 200 9301 (YOUNG AMERICANS FOR FREEDOM):							
1,000.00	0.00	1,000.00	0.00	0.00	50.00	950.00	5.00
=====							

Date: 03/03/17
Time: 4:14 pm

MEDINA CITY SCHOOL DISTRICT
Appropriation Account Summary
SORTED BY FUND-SCC

Page: 9
(APPSUM)

FYTD Appropriated	Prior FY Carryover Encumbrances	FYTD Expendable	FYTD Actual Expenditures	MTD Actual Expenditures	Current Encumbrances	FYTD Unencumbered Balance	FYTD Percent Exp/Enc
*****TOTAL FOR FUND-SCC 200 9302 (ART CLUB):							
130.00	0.00	130.00	0.00	0.00	130.00	0.00	100.00
=====							
*****TOTAL FOR FUND-SCC 200 9305 (CHEMCLUB):							
1,046.00	0.00	1,046.00	99.40	0.00	930.00	16.60	98.41
=====							
*****TOTAL FOR FUND-SCC 200 9306 (OPERATION SMILE):							
750.00	0.00	750.00	0.00	0.00	0.00	750.00	0.00
=====							
*****TOTAL FOR FUND-SCC 200 9307 (CHOIR):							
30,000.00	7,451.10	37,451.10	16,913.36	8,040.00	16,765.51	3,772.23	89.93
=====							
*****TOTAL FOR FUND-SCC 200 9312 (DRAMA CLUB):							
36,500.00	0.00	36,500.00	3,884.65	0.00	32,157.05	458.30	98.74
=====							
*****TOTAL FOR FUND-SCC 200 9318 (GIRLS LEADERSHIP CLUB):							
1,200.00	0.00	1,200.00	641.75	0.00	558.25	0.00	100.00
=====							
*****TOTAL FOR FUND-SCC 200 9321 (KEY CLUB):							
12,000.00	0.00	12,000.00	3,906.33	1,567.03	5,991.66	2,102.01	82.48
=====							
*****TOTAL FOR FUND-SCC 200 9323 (MEDINAMITE):							
900.00	0.00	900.00	25.00	0.00	645.00	230.00	74.44
=====							
*****TOTAL FOR FUND-SCC 200 9324 (MEDINIAN):							
30,200.00	0.00	30,200.00	6,342.02	0.00	23,800.00	57.98	99.81
=====							
*****TOTAL FOR FUND-SCC 200 9325 (MUSIC - BAND):							
20,000.00	678.22	20,678.22	6,711.92	0.00	14,688.07	721.77-	103.49
=====							

Date: 03/03/17
Time: 4:14 pm

MEDINA CITY SCHOOL DISTRICT
Appropriation Account Summary
SORTED BY FUND-SCC

Page: 10
(APPSUM)

FYTD Appropriated	Prior FY Carryover Encumbrances	FYTD Expendable	FYTD Actual Expenditures	MTD Actual Expenditures	Current Encumbrances	FYTD Unencumbered Balance	FYTD Percent Exp/Enc
*****TOTAL FOR FUND-SCC 200 9326 (NATIONAL HONOR SOCIETY):							
2,850.00	0.00	2,850.00	75.85	0.00	2,774.15	0.00	100.00
=====							
*****TOTAL FOR FUND-SCC 200 9327 (ORCHESTRA):							
3,219.47	0.00	3,219.47	1,482.95	263.48	1,736.52	0.00	100.00
=====							
*****TOTAL FOR FUND-SCC 200 9332 (SPANISH CLUB):							
4,800.00	0.00	4,800.00	3,827.58	60.79	972.42	0.00	100.00
=====							
*****TOTAL FOR FUND-SCC 200 9333 (STUDENT COUNCIL):							
46,000.00	0.00	46,000.00	28,723.88	2,263.87	9,000.82	8,275.30	82.01
=====							
*****TOTAL FOR FUND-SCC 200 9335 (LATIN CLUB):							
5,600.00	0.00	5,600.00	4,766.24	1,742.50	318.76	515.00	90.80
=====							
*****TOTAL FOR FUND-SCC 200 9337 (AMERICAN SIGN LANGUAGE CLUB):							
374.31	0.00	374.31	60.53	0.00	116.78	197.00	47.37
=====							
*****TOTAL FOR FUND-SCC 200 9339 (SPEECH/DEBATE CLUB):							
33,500.00	41.50	33,541.50	19,722.80	273.00	6,182.80	7,635.90	77.23
=====							
*****TOTAL FOR FUND-SCC 200 9340 (S. A. D. D.):							
1,950.00	0.00	1,950.00	111.95	0.00	1,100.00	738.05	62.15
=====							
*****TOTAL FOR FUND-SCC 200 9346 (PENGUIN BOWL/NOSB):							
650.00	0.00	650.00	0.00	0.00	650.00	0.00	100.00
=====							
*****TOTAL FOR FUND-SCC 200 9350 (TECHNOLOGY CLUB):							
1,700.00	0.00	1,700.00	1,136.91	171.65	253.10	309.99	81.77
=====							

Date: 03/03/17
Time: 4:14 pm

MEDINA CITY SCHOOL DISTRICT
Appropriation Account Summary
SORTED BY FUND-SCC

Page: 11
(APPSUM)

FYTD Appropriated	Prior FY Carryover Encumbrances	FYTD Expendable	FYTD Actual Expenditures	MTD Actual Expenditures	Current Encumbrances	FYTD Unencumbered Balance	FYTD Percent Exp/Enc
*****TOTAL FOR FUND-SCC 200 9352 (VIDEO CLUB - SR HI):							
7,000.00	0.00	7,000.00	1,454.30	34.04	5,545.70	0.00	100.00
=====							
*****TOTAL FOR FUND-SCC 200 9353 (CHINESE CLUB):							
750.00	0.00	750.00	204.98	155.00	545.00	0.02	100.00
=====							
*****TOTAL FOR FUND-SCC 200 9355 (GAY STRAIGHT ALLIANCE):							
500.00	0.00	500.00	305.48	0.00	194.52	0.00	100.00
=====							
*****TOTAL FOR FUND-SCC 200 9380 (V O F T):							
39,000.00	0.00	39,000.00	3,044.27	0.00	35,884.15	71.58	99.82
=====							
*****TOTAL FOR FUND-SCC 200 9412 (CLASS OF 2012):							
2,660.00	0.00	2,660.00	0.00	0.00	0.00	2,660.00	0.00
=====							
*****TOTAL FOR FUND-SCC 200 9413 (CLASS OF 2013):							
715.00	0.00	715.00	0.00	0.00	0.00	715.00	0.00
=====							
*****TOTAL FOR FUND-SCC 200 9414 (CLASS OF 2014):							
360.00	0.00	360.00	0.00	0.00	0.00	360.00	0.00
=====							
*****TOTAL FOR FUND-SCC 200 9415 (CLASS OF 2015):							
960.00	0.00	960.00	0.00	0.00	0.00	960.00	0.00
=====							
*****TOTAL FOR FUND-SCC 200 9416 (CLASS OF 2016):							
2,500.00	0.00	2,500.00	147.58	0.00	0.00	2,352.42	5.90
=====							
*****TOTAL FOR FUND-SCC 200 9417 (CLASS OF 2017):							
10,400.00	530.80	10,930.80	5,372.91	0.00	5,172.08	385.81	96.47
=====							

Date: 03/03/17
Time: 4:14 pm

MEDINA CITY SCHOOL DISTRICT
Appropriation Account Summary
SORTED BY FUND-SCC

Page: 12
(APPSUM)

FYTD Appropriated	Prior FY Carryover Encumbrances	FYTD Expendable	FYTD Actual Expenditures	MTD Actual Expenditures	Current Encumbrances	FYTD Unencumbered Balance	FYTD Percent Exp/Enc
*****TOTAL FOR FUND-SCC 200 9418 (CLASS OF 2018):							
36,350.00	0.00	36,350.00	410.22	278.78	3,689.78	32,250.00	11.28
=====							
*****TOTAL FOR FUND-SCC 200 9419 (CLASS OF 2019):							
6,550.00	0.00	6,550.00	93.62	0.00	1,906.38	4,550.00	30.53
=====							
*****TOTAL FOR FUND-SCC 200 9420 (CLASS OF 2020):							
1,536.00	0.00	1,536.00	0.00	0.00	0.00	1,536.00	0.00
=====							
*****TOTAL FOR FUND-SCC 300 0000 (ATHLETIC FUND):							
388,862.50	36,785.87	425,648.37	292,891.09	36,621.05	64,594.77	68,162.51	83.99
=====							
*****TOTAL FOR FUND-SCC 300 9110 (GARFIELD FIELD TRIPS):							
4,600.00	0.00	4,600.00	100.00	0.00	4,400.00	100.00	97.83
=====							
*****TOTAL FOR FUND-SCC 300 9120 (CANAVAN FIELD TRIP):							
7,898.00	0.00	7,898.00	995.97	450.00	6,890.00	12.03	99.85
=====							
*****TOTAL FOR FUND-SCC 300 9130 (FENN FIELD TRIPS):							
7,000.00	0.00	7,000.00	5,700.00	0.00	0.00	1,300.00	81.43
=====							
*****TOTAL FOR FUND-SCC 300 9140 (HERITAGE FIELD TRIPS):							
5,125.00	0.00	5,125.00	4,133.60	0.00	0.00	991.40	80.66
=====							
*****TOTAL FOR FUND-SCC 300 9160 (BLAKE FIELD TRIPS):							
7,075.00	0.00	7,075.00	100.00	0.00	0.00	6,975.00	1.41
=====							
*****TOTAL FOR FUND-SCC 300 9170 (WAITE FIELD TRIPS):							
8,300.00	0.00	8,300.00	7,500.00	0.00	0.00	800.00	90.36
=====							

Date: 03/03/17
Time: 4:14 pm

MEDINA CITY SCHOOL DISTRICT
Appropriation Account Summary
SORTED BY FUND-SCC

Page: 13
(APPSUM)

FYTD Appropriated	Prior FY Carryover Encumbrances	FYTD Expendable	FYTD Actual Expenditures	MTD Actual Expenditures	Current Encumbrances	FYTD Unencumbered Balance	FYTD Percent Exp/Enc
*****TOTAL FOR FUND-SCC 300 9180 (NORTHROP FIELD TRIPS):							
5,875.00	0.00	5,875.00	1,588.00	0.00	450.00	3,837.00	34.69
=====							
*****TOTAL FOR FUND-SCC 300 9201 (CLAGGETT MIDDLE SCH. BAND FUND):							
33,000.00	600.00	33,600.00	22,749.91	810.27	4,879.84	5,970.25	82.23
=====							
*****TOTAL FOR FUND-SCC 300 9208 (CLAGGETT - 6TH GRADE TRIPS):							
154,000.00	84.00	154,084.00	100,525.64	50.40	173.60	53,384.76	65.35
=====							
*****TOTAL FOR FUND-SCC 300 9250 (ROOT M.S. BAND FUND):							
18,200.00	0.00	18,200.00	14,373.71	873.09	7,244.06	3,417.77	118.78
=====							
*****TOTAL FOR FUND-SCC 300 9253 (ROOT M.S. BEEHIVE):							
500.00	100.00	600.00	177.69	99.46	0.00	422.31	29.62
=====							
*****TOTAL FOR FUND-SCC 300 9258 (ROOT - DISTRICT SUPERVISED ACTIVITIES):							
117,388.00	0.00	117,388.00	102,977.85	0.00	0.00	14,410.15	87.72
=====							
*****TOTAL FOR FUND-SCC 300 9302 (BOYS VOLLEYBALL):							
5,000.00	600.00	5,600.00	950.00	175.00	2,150.00	2,500.00	55.36
=====							
*****TOTAL FOR FUND-SCC 300 9303 (HUDDLE/SHUDDLE):							
1,720.00	0.00	1,720.00	567.97	10.56	814.51	337.52	80.38
=====							
*****TOTAL FOR FUND-SCC 300 9304 (LINK CREW):							
4,000.00	0.00	4,000.00	1,731.45	0.00	2,268.55	0.00	100.00
=====							
*****TOTAL FOR FUND-SCC 300 9305 (MHS DANCE TEAM):							
2,900.00	0.00	2,900.00	238.50	238.50	661.50	2,000.00	31.03
=====							

Date: 03/03/17
Time: 4:14 pm

MEDINA CITY SCHOOL DISTRICT
Appropriation Account Summary
SORTED BY FUND-SCC

Page: 14
(APPSUM)

FYTD Appropriated	Prior FY Carryover Encumbrances	FYTD Expendable	FYTD Actual Expenditures	MTD Actual Expenditures	Current Encumbrances	FYTD Unencumbered Balance	FYTD Percent Exp/Enc
*****TOTAL FOR FUND-SCC 300 9306 (MHS - DISTRICT SUPERVISED ACTIVITIES):							
200.00	0.00	200.00	0.00	0.00	0.00	200.00	0.00
=====							
*****TOTAL FOR FUND-SCC 300 9313 (DRAMA/MUSICAL):							
22,030.00	0.00	22,030.00	18,344.38	0.00	0.00	3,685.62	83.27
=====							
*****TOTAL FOR FUND-SCC 300 9325 (BAND - DISNEYLAND):							
0.00	0.00	0.00	1,446.86	1,446.86	0.00	1,446.86-	0.00
=====							
*****TOTAL FOR FUND-SCC 300 9334 (BEEHIVE CAFE):							
21,550.00	1,052.37	22,602.37	16,289.34	3,574.82	8,275.12	1,962.09-	108.68
=====							
*****TOTAL FOR FUND-SCC 300 9390 (GLOBAL TRIPS):							
1,500.00	0.00	1,500.00	0.00	0.00	0.00	1,500.00	0.00
=====							
*****TOTAL FOR FUND-SCC 401 9000 (ST FRANCIS - MOBILE UNIT):							
254,658.73	0.00	254,658.73	254,658.73	0.00	0.00	0.00	100.00
=====							
*****TOTAL FOR FUND-SCC 401 9016 (AUXILIARY FUNDS/ST FRANCIS):							
23,036.26	49,817.56	72,853.82	65,406.27	0.00	12.58	7,434.97	89.79
=====							
*****TOTAL FOR FUND-SCC 401 9017 (AUXILIARY FUNDS/ST FRANCIS):							
402,605.37	0.00	402,605.37	190,864.22	50,172.49	26,613.19	185,127.96	54.02
=====							
*****TOTAL FOR FUND-SCC 401 9026 (AUX FUNDS NURTURY):							
5,863.05	300.00	6,163.05	509.00	0.00	0.00	5,654.05	8.26
=====							
*****TOTAL FOR FUND-SCC 401 9027 (AUX FUNDS NURTURY):							
15,517.98	0.00	15,517.98	4,931.49	3,879.51	3,068.80	7,517.69	51.55
=====							

Date: 03/03/17
Time: 4:14 pm

MEDINA CITY SCHOOL DISTRICT
Appropriation Account Summary
SORTED BY FUND-SCC

Page: 15
(APPSUM)

FYTD Appropriated	Prior FY Carryover Encumbrances	FYTD Expendable	FYTD Actual Expenditures	MTD Actual Expenditures	Current Encumbrances	FYTD Unencumbered Balance	FYTD Percent Exp/Enc
*****TOTAL FOR FUND-SCC 401 9036 (AUX FUNDS MCA):							
1,911.13	28,877.64	30,788.77	28,228.70	0.00	0.00	2,560.07	91.69
=====							
*****TOTAL FOR FUND-SCC 401 9037 (AUX FUNDS MCA):							
134,489.16	0.00	134,489.16	82,925.39	6,855.83	16,130.38	35,433.39	73.65
=====							
*****TOTAL FOR FUND-SCC 401 9046 (AUX FUNDS KIDS COUNTRY):							
678.89	7,455.97	8,134.86	6,740.63	0.00	0.00	1,394.23	82.86
=====							
*****TOTAL FOR FUND-SCC 401 9047 (AUX FUNDS KIDS COUNTRY):							
8,621.10	0.00	8,621.10	0.00	0.00	0.00	8,621.10	0.00
=====							
*****TOTAL FOR FUND-SCC 401 9066 (SM WONDERS):							
1,644.12	0.00	1,644.12	0.00	0.00	0.00	1,644.12	0.00
=====							
*****TOTAL FOR FUND-SCC 451 9017 (CONNECTIVITY FY17):							
19,800.00	0.00	19,800.00	0.00	0.00	0.00	19,800.00	0.00
=====							
*****TOTAL FOR FUND-SCC 463 9016 (ALT ED):							
3,496.81	0.00	3,496.81	0.00	0.00	0.00	3,496.81	0.00
=====							
*****TOTAL FOR FUND-SCC 463 9017 (ALT ED):							
41,553.00	0.00	41,553.00	25,673.24	3,669.15	0.00	15,879.76	61.78
=====							
*****TOTAL FOR FUND-SCC 516 9015 (TITLE VI-B):							
2,690.82	0.00	2,690.82	0.00	0.00	0.00	2,690.82	0.00
=====							
*****TOTAL FOR FUND-SCC 516 9016 (TITLE VI-B):							
220,089.91	96,097.31	316,187.22	316,187.22	0.00	0.00	0.00	100.00
=====							

Date: 03/03/17
Time: 4:14 pm

MEDINA CITY SCHOOL DISTRICT
Appropriation Account Summary
SORTED BY FUND-SCC

Page: 16
(APPSUM)

FYTD Appropriated	Prior FY Carryover Encumbrances	FYTD Expendable	FYTD Actual Expenditures	MTD Actual Expenditures	Current Encumbrances	FYTD Unencumbered Balance	FYTD Percent Exp/Enc
*****TOTAL FOR FUND-SCC 516 9017 (TITLE VI-B):							
1,550,830.00	0.00	1,550,830.00	817,560.23	137,023.15	99,878.05	633,391.72	59.16
=====							
*****TOTAL FOR FUND-SCC 551 9117 (TITLE III LEP):							
22,438.94	0.00	22,438.94	11,019.47	12,493.03-	0.00	11,419.47	49.11
=====							
*****TOTAL FOR FUND-SCC 572 9016 (TITLE I):							
73,000.77	75,436.18	148,436.95	148,436.95	0.00	0.00	0.00	100.00
=====							
*****TOTAL FOR FUND-SCC 572 9017 (TITLE I):							
627,169.94	0.00	627,169.94	301,675.08	63,935.42	37,461.07	288,033.79	54.07
=====							
*****TOTAL FOR FUND-SCC 572 9116 (TITLE I-D):							
25,140.16	4,450.69	29,590.85	29,590.85	0.00	0.00	0.00	100.00
=====							
*****TOTAL FOR FUND-SCC 572 9117 (TITLE I-D):							
181,405.62	0.00	181,405.62	29,546.08	2,763.99	5,079.95	146,779.59	19.09
=====							
*****TOTAL FOR FUND-SCC 587 9016 (PRESCHOOL):							
3,161.06	1,827.00	4,988.06	4,988.06	0.00	0.00	0.00	100.00
=====							
*****TOTAL FOR FUND-SCC 587 9017 (PRESCHOOL):							
48,487.41	0.00	48,487.41	16,649.05	2,119.95	5,130.70	26,707.66	44.92
=====							
*****TOTAL FOR FUND-SCC 590 9016 (TITLE II-A):							
26,476.71	10,349.58	36,826.29	36,826.29	0.00	0.00	0.00	100.00
=====							
*****TOTAL FOR FUND-SCC 590 9017 (TITLE II-A):							
135,649.19	0.00	135,649.19	84,217.53	10,510.44	7,595.76	43,835.90	67.68
=====							

Date: 03/03/17
Time: 4:14 pm

MEDINA CITY SCHOOL DISTRICT
Appropriation Account Summary
SORTED BY FUND-SCC

Page: 17
(APPSUM)

FYTD Appropriated	Prior FY Carryover Encumbrances	FYTD Expendable	FYTD Actual Expenditures	MTD Actual Expenditures	Current Encumbrances	FYTD Unencumbered Balance	FYTD Percent Exp/Enc
*****TOTAL FOR FUND-SCC 599 9016 (CHILD NUTRITION SCHOOL EQUIPMENT GRANT):							
0.00	6,500.00	6,500.00	6,500.00	0.00	0.00	0.00	100.00
=====							
*****GRAND TOTALS:							
102,285,051.69	1,790,888.83	104,075,940.52	70,320,059.47	6,909,413.55	5,645,952.56	28,109,928.49	72.99
=====							

GENERAL FUND-TRUE DAYS CASH

Includes Emergency Levy

