

Medina City Schools

General Fund Analysis

February 29, 2016

	2015-2016 Original Estimate (1)	Y-T-D Actual July 2015 - June 2016 (2)	Percent	Variance (3)
Beginning Balance - July 1, 2015		39,987,169.11		0.00
General Fund	32,985,704.11			
Other Funds - Emergency Levy	7,001,465.00			
Revenue	<u>75,138,607.00</u>	<u>65,133,683.10</u>	<u>86.7%</u>	<u>10,004,923.90</u>
	75,138,607.00	65,133,683.10		10,004,923.90
Expenditures	71,374,149.00	48,056,557.32	67.3%	23,317,591.68
Encumbrance	600,000.00	1,739,034.68		-1,139,034.68
	<u>71,974,149.00</u>	<u>49,795,592.00</u>		<u>22,178,557.00</u>
Ending Balance - June 30, 2016	43,151,627.11	55,325,260.21		-12,173,633.10

Original Estimate revenue, expenditure and encumbrance taken from May 2015 five-year forecast.
Includes November 2013 Emergency Levy

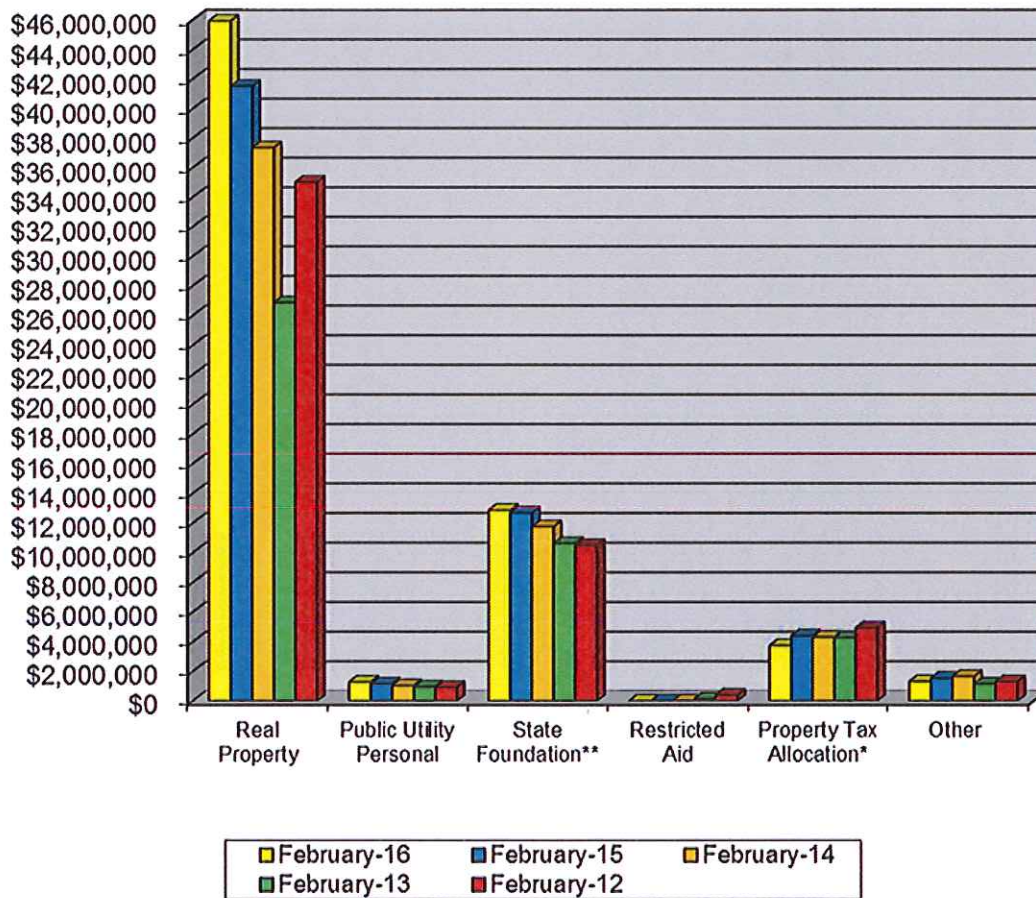
General Fund Summary

February 2016

Revenues

1. Real Property Taxes – Total Real Property Taxes received from the beginning of the fiscal year until February 29, 2016 is \$45,919,836.56. This is a decrease of 10.6% above last year's taxes received at this time. \$22,120,210.00 was collected in February.
2. Public Utility Personal Property Taxes – Total Public Utility Personal Property Taxes received from the beginning of the fiscal year until February 29, 2016 is \$1,278,953.33. These monies are distributed upon settlement from the County Auditor. The amounts are listed in a separate line for State and five-year forecasting purposes. \$-0- was transferred upon property tax settlement in February.
3. State Foundation – State Foundation monies received from the State of Ohio from the beginning of the fiscal year until February 29, 2016 total \$12,865,917.43. This is an increase of 1.4% above last year's foundation money received at this time. This includes \$349,748.63 in Casino revenues for the year. The current increase is due to the Governor's funding formula and was updated with the most recent count of Students. \$1,597,426.60 was collected in February.
4. Restricted Aid – Restricted Aid monies are for Career Tech funding. Monies received from the beginning of the fiscal year until February 29, 2016 total \$5,242.04. \$650.71 was collected in February.
5. Homestead and Rollback – Monies received from the State of Ohio from the beginning of the fiscal year until February 29, 2016 total \$3,742,633.48. Receipts are based upon the real property taxes collected and Homestead filings with the County Auditor. These revenues also include monies for personal property tax loss reimbursement from the State. The State has again reduced the distribution of personal property tax loss reimbursement for the schools and will distribute these monies in November and May. \$-0- was collected in February.
6. Other – Other monies received from the beginning of the fiscal year until February 29, 2016 total \$1,321,100.26. This is a decrease of 14.4% below last year at this time and is due to Rent, Parking Fees, Abatements, Miscellaneous Revenues Refunds of Prior Years Expenditures. \$142,769.76 was collected in February.

General Fund Revenue



	February-16	February-15	February-14	February-13	February-12	Current Forecast
Real Property	\$45,919,837	\$41,518,152	\$37,351,412	\$26,876,138	\$35,015,096	\$45,927,779
Public Utility Personal	\$1,278,953	\$1,162,428	\$1,036,985	\$956,682	\$924,979	\$2,634,957
State Foundation**	\$12,865,917	\$12,692,014	\$11,758,120	\$10,634,709	\$10,498,229	\$20,131,627 **
Restricted Aid	\$5,242	\$4,231	\$15,582	\$142,072	\$399,990	\$79,786
Property Tax Allocation*	\$3,742,633	\$4,399,021	\$4,304,152	\$4,265,759	\$4,924,235	\$7,451,893 *
Other	\$1,321,100	\$1,544,222	\$1,656,253	\$1,157,157	\$1,303,203	\$1,957,363
Total	\$65,133,683	\$61,320,067	\$56,122,504	\$44,032,516	\$53,065,732	\$78,183,405
State %	25.5%	27.9%	28.6%	34.2%	29.8%	

* Includes Homestead/Rollback, Tangible Personal Property Tax Fixed Rate Loss Reimbursement and Electric Deregulation.

** Includes Casino Revenue in State Foundation beginning January 2013 and Economic Disadvantaged Funding in November 2013.

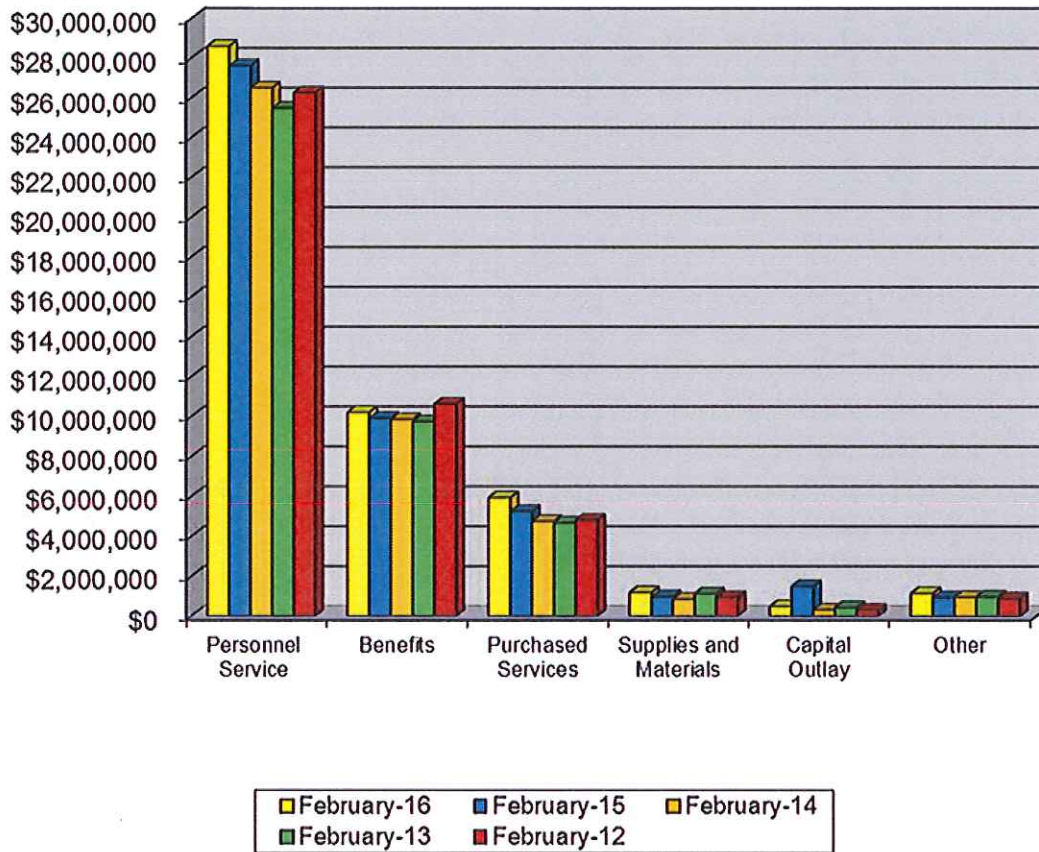
General Fund Summary

February 2016

Expenditures

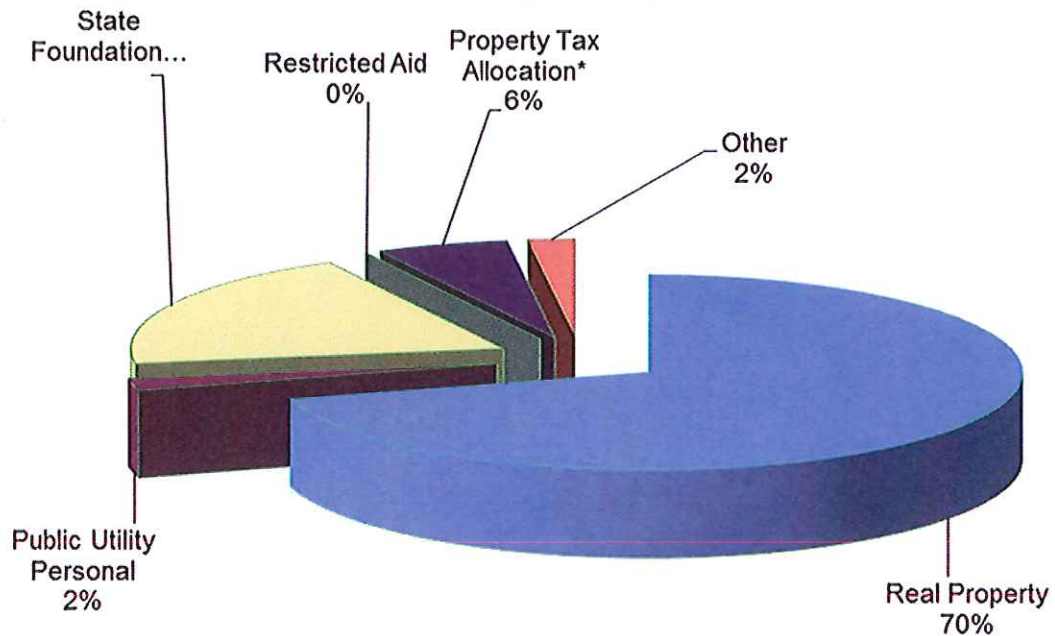
1. Personnel Services— The costs for personnel services for the School District from the beginning of the fiscal year until February 29, 2016 was \$28,589,036.89. This was an increase of 3.5% above last year at this. \$3,145,932.80 was spent in February.
2. Benefits – The cost for benefits for the School District from the beginning of the fiscal year until February 29, 2016 was \$10,214,948.06. This was an increase of 3.0% above last year at this time. \$1,240,258.55 was spent in February.
3. Purchased Services – The cost for purchased services for the district from the beginning of the fiscal year until February 29, 2016 total \$5,938,390.93. This was a 13.2% increase above last year at this time. \$778,738.19 was spent in February. Professional Services, Nursing Services, Rental/Maintenance/Repair, Garbage Removal, Property and Fleet Insurance, Telephone, Advertising, Electricity, Water/Sewer, Tuition, Open Enrollment and Other Tuition account for the increase.
4. Supplies and Materials – The cost for supplies and materials for the district from the beginning of the fiscal year until February 29, 2016 total \$1,191,639.66. This was a 21.3% increase above last year at this time. \$39,466.92 was spent in February. Office Supplies, Textbooks, Library Books, Electronic Subscriptions, Custodial/Maintenance/HVAC Supplies, and Tires account for this increase.
5. Capital Outlay – The cost for capital outlay for the district from the beginning of the fiscal year until February 29, 2016 total \$489,146.90. This was a 67.2% decrease below last year at this time and was mainly due to the purchase of computers and other instructional equipment in the prior year. \$4,902.49 was spent in February.
6. Other – The cost of other expenditures excluding transfers for the district was \$1,146,663.63 for the fiscal year until February 29, 2016. This was a 22.7% increase above last year at this time. \$87,874.82 was spent in February. Auditor/Treasurer Fees, Technology License Fees, District Audit Fees, and County Board Services make up the majority of this increase.

General Fund Expenditures

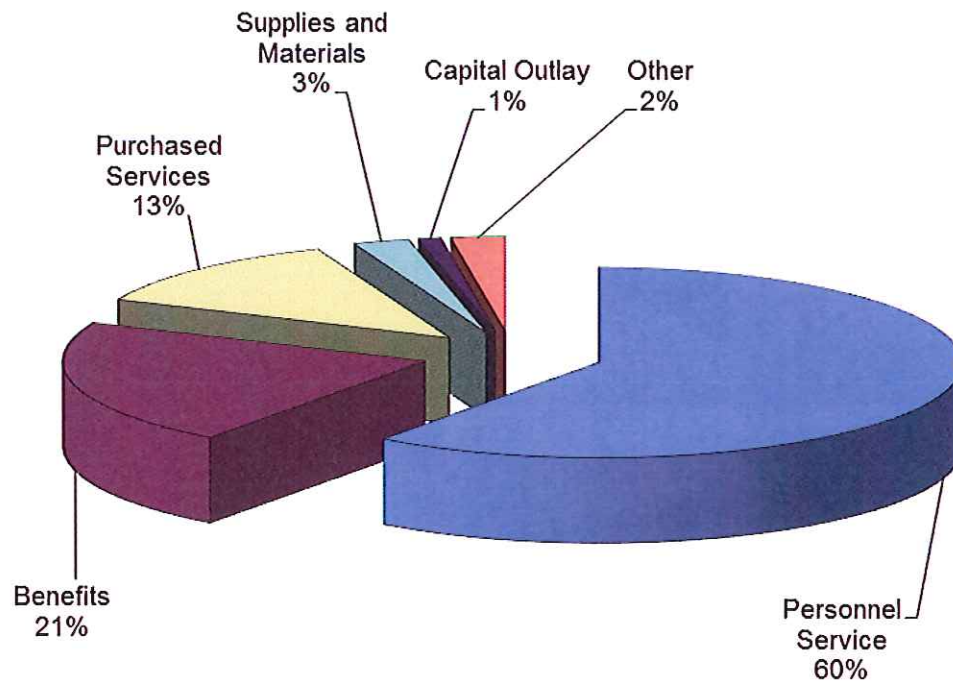


	February-16	February-15	February-14	February-13	February-12	Current Forecast
Personnel Service	\$28,589,037	\$27,614,255	\$26,498,250	\$25,481,631	\$26,259,492	\$41,785,546
Benefits	\$10,214,948	\$9,919,201	\$9,852,348	\$9,742,946	\$10,621,907	\$15,060,635
Purchased Services	\$5,938,391	\$5,247,687	\$4,750,969	\$4,674,274	\$4,808,971	\$8,297,013
Supplies and Materials	\$1,191,640	\$982,114	\$853,439	\$1,122,018	\$938,119	\$1,998,538
Capital Outlay	\$489,147	\$1,492,804	\$321,315	\$436,676	\$312,136	\$1,079,136
Other	\$1,146,664	\$934,905	\$955,588	\$973,851	\$891,180	\$1,754,324
Transfers and Adv., Etc.	\$486,731	\$309,832	\$481,728	\$0	\$402,711	\$496,731
Other than Debt						
Total	\$48,056,557	\$46,500,798	\$43,713,638	\$42,431,397	\$44,234,516	\$70,471,923

Current General Fund Revenue



Current General Fund Expenditures



Balance

3,307,172.21

Bank Balance - Regular Account

Financial Checks Outstanding

317,922.99

Worker Comp Outstanding

741.55

Payroll Checks Outstanding

143,545.76

(462,210.30)

2,844,961.91

Investments:

Sweep Account

630,000.00

Redtree Investments

22,271,699.49

T. Rowe - Collins

357,612.17

594,256.57

T. Rowe - Bushman

0.00

357,612.17

4,539.94

Scudder - Collins

236,644.40

598,796.51

Scudder - Bushman

4,539.94

241,184.34

Kanehl Stocks

6,114.14

598,796.51

Star Ohio (22923)

27,519,817.01

0.00

27,519,817.01

Star Plus 104791113939

10,074,857.75

Fifth Third

10,000,000.00

Total

71,101,284.90

71,101,284.90

73,946,246.81

Adjustments

Deposits in Transit

4,122.46

Expenses not posted

0.00

Other adjustments (see below)

286,003.64

Total

290,126.10

74,236,372.91

MCSD Balance

74,236,372.91

Difference Between Bank vs. Book

0.00

MEDINA CITY SCHOOLS

SALES TAX UPDATE

Date	Sales Tax Description	Receipts	Expenditures	Balance
July 1, 2015	Beginning Balance (071) Sales Tax and (002-9012) Bond			\$ 2,509,029.43
July	Annual Admin Fee for COPS 2008		\$1,250.00	\$ 2,507,779.43
	Blueprint Bids - Latex Track Resurfacing		(\$55.00)	\$ 2,507,834.43
	District Wide Phone System		\$136,298.59	\$ 2,371,535.84
	Root Gutter, Downspout and Masonry Repairs		\$115,425.00	\$ 2,256,110.84
	Sales Tax Distribution	\$659,303.65		\$ 2,915,414.49
	Memorial Stadium Ticket Booth Improvement		\$1,567.50	\$ 2,913,846.99
August	Five 71 Passenger Conventional Buses		\$386,000.00	\$ 2,527,846.99
	Ella Canavan Trane Chiller Repair		\$20,936.00	\$ 2,506,910.99
	COP's Refunding Estimate Returned	\$2,664.34		\$ 2,509,575.33
	Root Gutter, Downspout and Masonry Repairs		\$80,974.89	\$ 2,428,600.44
September	Blueprints for MHS Entry Renovation and Track Resurfacing		\$64.07	\$ 2,428,536.37
	Root Gutter, Downspout and Masonry Repairs		\$66,478.41	\$ 2,362,057.96
	Demo of Wheelchair Elevatory Lift at Grace Drake		\$9,870.00	\$ 2,352,187.96
	Memorial Stadium Ticket Boot Improvement		\$1,567.50	\$ 2,350,620.46
October	Telephone Paging Interface at Claggett		\$154.00	\$ 2,350,466.46
	CD Player with Bluetooth and MP3 Jack at Claggett		\$263.00	\$ 2,350,203.46
	Labor and Material For Install of All Call System at Claggett		\$8,181.00	\$ 2,342,022.46
	Removal/Replacement of Four Windows Claggett		\$3,643.00	\$ 2,338,379.46
	District Wide New Telephone System		\$31,008.87	\$ 2,307,370.59
	Sales Tax Distribution	\$781,359.94		\$ 3,088,730.53
November	Year 3 Lease/Purchase-Apple Inc.		\$74,038.63	\$ 3,014,691.90
	Installation/Replament Window at Ella Canavan		\$1,202.61	\$ 3,013,489.29
December	COPs Principal and Interest		\$1,177,763.37	\$ 1,835,725.92
	Root Gutter, Downspout and Masonry Repairs		\$10,348.70	\$ 1,825,377.22
	Flagpole at Board Office		\$3,198.00	\$ 1,822,179.22
	Equipment and Installation of Stair Lift at Grace Drake		\$1,416.67	\$ 1,820,762.55
Janaury	Relocation of Paging System at Claggett		\$995.00	\$ 1,819,767.55
	Sales Tax Distribution	\$781,337.89		\$ 2,601,105.44
	High School Roof Replacement Project Specs, Bidding and Supervision		\$5,670.00	\$ 2,595,435.44
February	Engineering Fees for Canavan Gym Acoustics		\$650.00	\$ 2,594,785.44
	District Wide New Telephone System		\$493.00	\$ 2,594,292.44
	Fiscal Year Totals	\$2,224,665.82	\$2,139,402.81	

Monthly Investment Summary
Medina City School District
US Bank Custodian Acct Ending x70982
 February 29, 2016

Monthly Cash Flow Activity

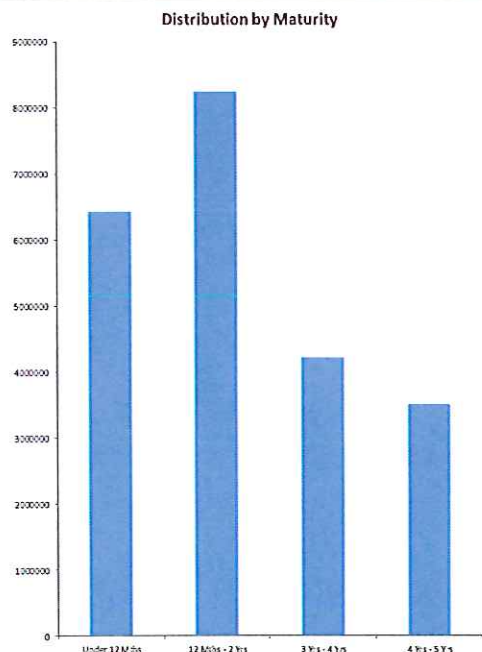
From 01-31-16 through 02-29-16

Beginning Book Value	22,256,243.64
Contributions	0.00
Withdrawals	0.00
Realized Gains/Losses	134.00
Gross Interest Earnings	15,321.85
Ending Book Value	22,271,699.49

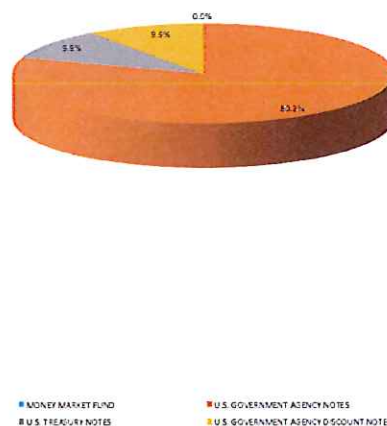
Market Value Summary

Security Type	Market Value	Pct. Assets	Avg Yield at Cost	Wght Avg Mat
Money Market Fund				
MONEY MARKET FUND	5,603.68	0.0	0.15	0.00
Fixed Income				
U.S. GOVERNMENT AGENCY DISCOUNT NOTES	2,210,194.26	9.9	0.74	0.88
U.S. GOVERNMENT AGENCY NOTES	17,901,744.79	80.0	1.28	2.49
U.S. TREASURY NOTES	2,200,429.00	9.8	0.63	0.62
Accrued Interest	68,744.99	0.3		
TOTAL PORTFOLIO	22,386,716.73	100.0	1.16	2.15

Maturity Distribution



Security Type Allocation



Disclosures: RedTree's internal accounting system is the source of the market value of above account. Although obtained from a reliable source, we cannot guarantee accuracy. You should review statements provided by the custodian and compare with these statements.

Portfolio Holdings Report
Medina City School District
US Bank Custodian Acct Ending x70982
 February 29, 2016

Quantity	Cusip	Security Description	Moody's	S&P	Cost Basis	Market Value	Yield at Cost	Wtd Maturity
U.S. GOVERNMENT AGENCY NOTES								
2,000,000	3130A2DK9	Federal Home Ln Bank 0.590% Due 09-12-16	Aaa	AA+	1,998,460.00	2,001,896.00	0.63	0.53
1,750,000	3133782N0	Federal Home Ln Bank 0.875% Due 03-10-17	Aaa	AA+	1,748,915.00	1,752,926.00	0.90	1.02
1,100,000	3135G0PH0	Federal Natl Mtg Assoc 1.000% Due 09-27-17	Aaa	AA+	1,099,560.00	1,100,008.80	1.02	1.56
1,650,000	3135G0PQ0	Federal Natl Mtg Assoc 0.875% Due 10-26-17	Aaa	AA+	1,642,657.50	1,651,133.55	1.03	1.64
1,655,000	3134G63H4	Federal Home Ln Mtg 1.000% Due 11-27-17	Aaa	AA+	1,655,000.00	1,656,833.74	1.00	1.72
2,045,000	3135G0TG8	Federal Natl Mtg Assoc 0.875% Due 02-08-18	Aaa	AA+	2,032,790.31	2,046,171.78	1.08	1.92
1,775,000	3136G0B75	Federal Natl Mtg Assoc 1.640% Due 09-26-19	Aaa	AA+	1,775,000.00	1,775,186.37	1.64	3.43
2,420,000	3136G2RQ2	Federal Natl Mtg Assoc 1.400% Due 10-29-19	Aaa	AA+	2,420,000.00	2,421,418.12	1.40	3.55
2,140,000	3134G7F48	Federal Home Ln Mtg 1.250% Due 09-30-20	Aaa	AA+	2,135,185.00	2,141,410.26	2.19	4.39
1,355,000	3136G3AL9	Federal Natl Mtg Assoc 1.750% Due 02-26-21	Aaa	AA+	1,355,000.00	1,354,760.16	1.75	4.76
	Accrued Interest					63,560.57		
					17,862,567.81	17,965,305.36	1.28	2.49
U.S. TREASURY NOTES								
2,200,000	912828WA4	US Treasury Note 0.625% Due 10-15-16	Aaa	AA+	2,199,914.06	2,200,429.00	0.63	0.62
	Accrued Interest					5,184.43		
					2,199,914.06	2,205,613.43	0.63	0.62
U.S. GOVERNMENT AGENCY DISCOUNT NOTES								
2,220,000	313313AN8	Federal Farm Credit Discount Note 0.000% Due 01-13-17	P-1	A-1+	2,203,613.94	2,210,194.26	0.74	0.88
MONEY MARKET FUND								
	USBMMF	First American Treasury Obligations Fund			5,603.68	5,603.68	0.15	
TOTAL PORTFOLIO					22,271,699.49	22,386,716.73	1.16	2.15

Monthly Activity Reports
Medina City School District
US Bank Custodian Acct Ending x70982
From 02-01-16 Through 02-29-16

INCOME - SETTLED TRADES

<u>Ex-Date</u>	<u>Pay-Date</u>	<u>Security</u>	<u>Amount</u>
U.S. GOVERNMENT AGENCY NOTES			
02-08-2016	02-08-2016	Federal Natl Mtg Assoc 0.875% Due 02-08-18	8,946.88
02-18-2016	02-22-2016	Federal Natl Mtg Assoc 2.000% Due 05-27-20	5,548.61
02-18-2016	02-22-2016	Federal Natl Mtg Assoc 2.000% Due 05-27-20	779.17
			<u>15,274.66</u>
MONEY MARKET FUND			
02-01-2016	02-01-2016	First American Treasury Obligations Fund	47.19
			<u>47.19</u>
NET INCOME			<u>15,321.85</u>

Purchase and Sale
Medina City School District
US Bank Custodian Acct Ending x70982

From 02-01-16 To 02-29-16

Trade Date	Settle Date	Quantity	Security	Unit Price	Amount
PURCHASES					
02-24-2016	02-26-2016	1,355,000	Federal Natl Mtg Assoc 1.750% Due 02-26-21	100.00	1,355,000.00
					1,355,000.00
SALES					
02-18-2016	02-22-2016	1,175,000	Federal Natl Mtg Assoc 2.000% Due 05-27-20	100.01	1,175,117.50
02-18-2016	02-22-2016	165,000	Federal Natl Mtg Assoc 2.000% Due 05-27-20	100.01	165,016.50
					1,340,134.00

Realized Gains/Losses
Medina City School District
US Bank Custodian Acct Ending x70982
From 02-01-16 Through 02-29-16

Open Date	Close Date	Quantity	Security	Cost Basis	Proceeds	Gain Or Loss	
						Short Term	Long Term
05-27-2015	02-22-2016	1,175,000	Federal Natl Mtg Assoc 2.000% Due 05-27-20	1,175,000.00	1,175,117.50	117.50	
05-27-2015	02-22-2016	165,000	Federal Natl Mtg Assoc 2.000% Due 05-27-20	165,000.00	165,016.50	16.50	
TOTAL GAINS						134.00	0.00
TOTAL LOSSES						0.00	0.00
				1,340,000.00	1,340,134.00	134.00	0.00
TOTAL REALIZED GAIN/LOSS		134.00					

ENV# CEBBRJKVBBFWFQZ_BBBBB
FIFTH THIRD SECURITIES, INC.
MD 1MOB2A
5050 KINGSLEY DRIVE
CINCINNATI, OH 45263



MEDINA CITY SCHOOLS
DAVID CHAMBERS
739 WEYMOUTH RD
MEDINA OH 44256

STATEMENT FOR THE PERIOD FEBRUARY 1, 2016 TO FEBRUARY 29, 2016

MEDINA CITY SCHOOLS - Corporation
Account Number: 069-173415

For questions about your accounts:
Local: 614 744 5496
National: 800 228 8852

By the courtesy of:
LEE/CARTER/SAVAGE

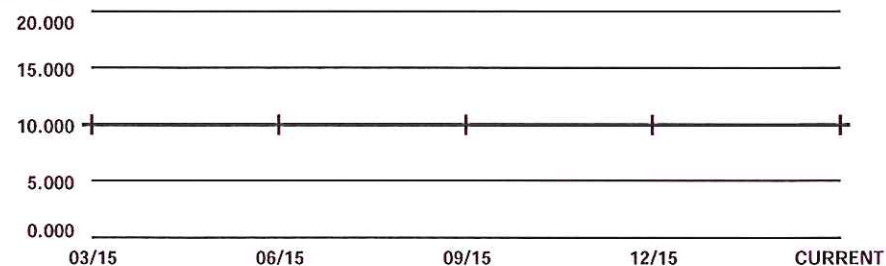
TOTAL VALUE OF YOUR PORTFOLIO **\$10,019,030.69**

FOR YOUR INFORMATION

Fifth Third Securities, Inc. Investments offered through Fifth Third Securities, Inc., member
FINRA/SIPC

CHANGE IN VALUE OF YOUR PORTFOLIO

\$ millions



Change In Value Of Your Portfolio information can be found in Miscellaneous Footnotes at the end of this statement.

Fifth Third Securities, Inc.

Account carried with National Financial Services LLC, Member
NYSE, SIPC

MN _CEBBRJKVBBFWFQZ_BBBBB 20160229

Statement for the Period February 1, 2016 to February 29, 2016

MEDINA CITY SCHOOLS - Corporation
Account Number: 069-173415



Account Overview

CHANGE IN ACCOUNT VALUE	Current Period	Year-to-Date
BEGINNING VALUE	\$10,000,569.83	\$9,982,016.21
Additions and Withdrawals	(\$11,612.38)	(\$30,530.55)
Income	\$11,896.96	\$30,815.18
Taxes, Fees and Expenses	\$0.00	\$0.00
Change in Investment Value	\$18,176.28	\$36,729.85
ENDING VALUE (AS OF 02/29/16)	\$10,019,030.69	\$10,019,030.69


Refer to Miscellaneous Footnotes for more information on Change in Investment Value.

INCOME	Current Period	Year-to-Date
TAXABLE		
Taxable Dividends	\$0.23	\$0.28
Taxable Interest	\$11,896.73	\$30,814.90
TOTAL TAXABLE	\$11,896.96	\$30,815.18
TOTAL INCOME	\$11,896.96	\$30,815.18

Taxable income is determined based on information available to NFS at the time the statement was prepared, and is subject to change. Final information on taxation of interest and dividends is available on Form 1099-Div, which is mailed in February of the subsequent year.

ACCOUNT ALLOCATION

Money Markets 0.3%



CDs 99.7%

	Percent	Prior Period	Current Period
Money Markets	0.3 %	\$15,986.97	\$30,271.55
CDs	99.7	\$9,984,582.86	\$9,988,759.14
TOTAL	100.0 %	\$10,000,569.83	\$10,019,030.69

Account Allocation shows the percentage that each asset class represents of your total account value. Account Allocation for equities, fixed income, and other categories may include mutual funds and may be net of short positions. NFS has made assumptions concerning how certain mutual funds are allocated. Closed-end mutual funds and Exchange Traded Products (ETPs) listed on an exchange may be included in the equity allocation. The chart may not reflect your actual portfolio allocation. Consult your broker/dealer prior to making investment decisions.

MESSAGES AND ALERTS

Please note that the FDIC insured deposit at Fifth Third Bank under the Fifth Third BD Program is not covered by SIPC. The FDIC insured deposit is eligible for FDIC insurance subject to FDIC coverage limits at the time funds are deposited at Fifth Third Bank. As referenced in the Fifth Third BD Program disclosure document, clients are responsible for monitoring their total assets at Fifth Third Bank to determine the extent of available FDIC coverage.

National Financial Services will never contact customers in relation to requests for banking credentials.

Statement for the Period February 1, 2016 to February 29, 2016

MEDINA CITY SCHOOLS - Corporation
Account Number: 069-173415



Holdings

NFS-provided cost basis, realized gain (loss) and holding period information may not reflect all adjustments necessary for tax purposes. Please refer to Footnotes and Cost Basis Information at the end of this statement for more information.

CASH AND CASH EQUIVALENTS - 0.30% of Total Account Value

Description	Symbol/Cusip Account Type	Quantity	Price on 02/29/16	Current Market Value	Estimated Annual Income
Money Markets					
FEDERATED US TREAS OBLIGATION INSTIT 7 DAY YIELD .16% Dividend Option Cash Capital Gain Option Cash	QTOIQ CASH	30,271.55	\$1.00	\$30,271.55	
Total Cash and Cash Equivalents				\$30,271.55	

HOLDINGS > FIXED INCOME - 99.70% of Total Account Value

For an explanation of fixed income pricing, please see the last page. Redemption schedule(s), bond rating(s), and other information are provided where available. If information does not appear regarding a particular investment, it is not available. The ratings on this statement are provided by Standard & Poor's and/or Moody's to rate the quality based on the respective rating agency's assessment. "Ratings information from Standard & Poor's ("S&P") may not be reproduced. S&P credit ratings are statements of opinion and are not statements of fact or recommendations to purchase, hold, or sell securities, nor do they address the suitability of securities for investment purposes, and should not be relied on as investment advice. S&P does not guarantee the accuracy, completeness, timeliness or availability of any information, including ratings, and is not responsible for errors or omissions (negligent or otherwise). S&P gives no express or implied warranties, including but not limited to any warranties of merchantability or fitness for a particular purpose or use. S&P shall not be liable for any direct, indirect, incidental, exemplary, compensatory, punitive, special or consequential damages, costs, expenses, legal fees, or losses (including lost income or profits and opportunity costs) in connection with any use of ratings."

Accrued Interest - Represents interest accumulated since the last coupon date on certain fixed income securities which may not yet have been paid by the issuer or received by NFS. There is no guarantee that the accrued interest will be paid by the issuer.

Description	Symbol/Cusip Account Type	Quantity	Estimated Price on 02/29/16	Estimated Current Market Value	Estimated Annual Income	Total Cost Basis	Unrealized Gain (Loss)
-------------	------------------------------	----------	-----------------------------------	--------------------------------------	----------------------------	---------------------	---------------------------

CDs

Statement for the Period February 1, 2016 to February 29, 2016

MEDINA CITY SCHOOLS - Corporation
Account Number: 069-173415



HOLDINGS > FIXED INCOME *continued*

Description	Symbol/Cusip Account Type	Quantity	Estimated Price on 02/29/16	Estimated Current Market Value	Estimated Annual Income	Total Cost Basis	Unrealized Gain (Loss)
<p>Certificates of Deposit (CDs), including Market Indexed CDs and Market Linked CDs (collectively, MCDs) are generally shown at estimated market prices based upon a matrix or model pricing method that may not represent the actual price if sold prior to maturity. However, CDs and MCDs may be shown at face value for up to seven calendar days from date of issue if estimated market prices have not been received from a third party pricing vendor. The actual value of CDs and MCDs may be different from their purchase price. CDs and MCDs are subject to interest rate risk. The estimated market price reflected for MCDs may not be based on the actual closing value of the linked market index on the final maturity date and the market value of MCDs may not correspond directly to increases or decreases in the underlying linked market index. You may sell CDs or MCDs in the secondary market subject to market conditions. The secondary market for CDs and MCDs is generally illiquid. If sold prior to maturity, the value of MCDs may be less than the purchase amount or face value. The sale or redemption of any fixed income security prior to maturity may result in a substantial gain or loss, and an early withdrawal penalty may apply. Certain MCDs may only be redeemed on pre-specified liquidation dates and may have call features that allow the issuer to call the MCD prior to maturity. Certain Step Rate CDs are also subject to reinvestment risk if call provisions are exercised by the issuer and if a CD with a comparable rate is not available.</p> <p>See sales materials or contact your broker/dealer for additional information.</p>							
BANK RHODE IS PROVIDENCE RI 0.75000% 01/23/2017 CD FDIC INSURED CPN PMT MONTHLY Next Interest Payable: 03/23/16 Estimated Yield 0.74% Accrued Interest \$35.96 Adjusted Cost Basis	064577CB3 CASH	250,000	\$1.00225	\$250,562.50	\$1,875.00	\$250,000.00	
						\$250,000.00	D \$562.50
BROOKLINE BK MASS CD 0.75000% 01/23/2017 FDIC INSURED CPN PMT MONTHLY Next Interest Payable: 03/23/16 Estimated Yield 0.74% Accrued Interest \$35.96 Adjusted Cost Basis	11373QAS7 CASH	250,000	\$1.00225	\$250,562.50	\$1,875.00	\$250,000.00	
						\$250,000.00	D \$562.50
FIRST IPSWICH BANCORP 0.75000% 01/23/2017 CD FDIC INSURED CPN PMT MONTHLY Next Interest Payable: 03/23/16 Estimated Yield 0.74% Accrued Interest \$35.96 Adjusted Cost Basis	320637AF8 CASH	250,000	\$1.00198	\$250,495.00	\$1,875.00	\$250,000.00	
						\$250,000.00	D \$495.00
BANK INDIA NEW YORK N Y CD 0.80000% 01/25/2017 FDIC INSURED CPN PMT @ MATURITY ON JAN 25 1ST CPN DTE 01/25/2017	06279HGJ6 CASH	248,000	\$1.00118	\$248,292.64		\$248,000.00	\$292.64

Fifth Third Securities, Inc.

Account carried with National Financial Services LLC, Member
NYSE, SIPC

MN _CEBBRJKBFBWFQZ_BBBBB 20160229

Statement for the Period February 1, 2016 to February 29, 2016

MEDINA CITY SCHOOLS - Corporation
Account Number: 069-173415



HOLDINGS > FIXED INCOME *continued*

Description	Symbol/Cusip Account Type	Quantity	Estimated Price on 02/29/16	Estimated Current Market Value	Estimated Annual Income	Total Cost Basis	Unrealized Gain (Loss)
BANK OF CHINA NY BR CD 0.85000% 01/27/2017 FDIC INSURED CPN PMT @ MATURITY ON JAN 27 1ST CPN DTE 01/27/2017	06426TNQ8 CASH	248,000	\$1.00072	\$248,178.56		\$248,000.00	\$178.56
SOUTHWEST BK FT WORTH TEX 0.75000% 01/27/2017 CD FDIC INSURED CPN PMT MONTHLY Next Interest Payable: 03/27/16 Estimated Yield 0.74% Accrued Interest \$15.41 Adjusted Cost Basis	844772AZ6 CASH	250,000	\$1.00225	\$250,562.50	\$1,875.00	\$250,000.00	
						\$250,000.00	D \$562.50
WHITNEY BK GULFPORT MS CD 0.85000% 01/27/2017 FDIC INSURED CPN PMT @ MATURITY ON JAN 27 1ST CPN DTE 01/27/2017 Accrued Interest \$196.36	966594AP8 CASH	248,000	\$1.00126	\$248,312.48		\$248,000.00	\$312.48
BIDDEFORD SVGS BANK CD 0.70000% 01/30/2017 FDIC INSURED CPN PMT MONTHLY Next Interest Payable: 03/30/16 Estimated Yield 0.69% Accrued Interest \$9.59 Adjusted Cost Basis	08883AAS1 CASH	250,000	\$1.00226	\$250,565.00	\$1,750.00	\$250,000.00	
						\$250,000.00	D \$565.00
FIRST NIAGARA BK N A NY 0.80000% 01/30/2017 CD FDIC INSURED CPN PMT SEMI-ANNUAL ON JUL 30, JAN 30 Next Interest Payable: 07/30/16 Estimated Yield 0.79% Accrued Interest \$169.86 Adjusted Cost Basis	33583CMP1 CASH	250,000	\$1.00189	\$250,472.50	\$2,000.00	\$250,000.00	
						\$250,000.00	D \$472.50

Statement for the Period February 1, 2016 to February 29, 2016

MEDINA CITY SCHOOLS - Corporation
Account Number: 069-173415



HOLDINGS > FIXED INCOME *continued*

Description	Symbol/Cusip Account Type	Quantity	Estimated Price on 02/29/16	Estimated Current Market Value	Estimated Annual Income	Total Cost Basis	Unrealized Gain (Loss)
MERRICK BK SOUTH JORDAN UTAH 0.75000%	59013JDA4	250,000	\$1.0018	\$250,450.00	\$1,875.00	\$250,000.00	
01/30/2017 CD FDIC INSURED	CASH						
CPN PMT MONTHLY							
Next Interest Payable: 03/30/16							
Estimated Yield 0.74%							
Accrued Interest \$10.27							
Adjusted Cost Basis						\$250,000.00	\$450.00
PEOPLES UNITED BANK CD 0.75000%	71270QLR5	250,000	\$1.00198	\$250,495.00	\$1,875.00	\$250,000.00	
01/30/2017 FDIC INSURED	CASH						
CPN PMT SEMI-ANNUAL							
ON JUL 28, JAN 28							
Next Interest Payable: 07/28/16							
Estimated Yield 0.74%							
Accrued Interest \$169.52							
Adjusted Cost Basis						\$250,000.00	\$495.00
PLATINUM BK BRANDON FLA 0.70000%	72766HBM6	250,000	\$1.00205	\$250,512.50	\$1,750.00	\$250,000.00	
02/06/2017 CD FDIC INSURED	CASH						
CPN PMT MONTHLY							
Next Interest Payable: 03/06/16							
Estimated Yield 0.69%							
Accrued Interest \$115.07							
Adjusted Cost Basis						\$250,000.00	\$512.50
WINTER HILL BANK FSB 0.70000% 02/10/2017	975875AC9	250,000	\$1.00204	\$250,510.00	\$1,750.00	\$250,000.00	
FDIC INSURED	CASH						
CPN PMT MONTHLY							
Next Interest Payable: 03/11/16							
Estimated Yield 0.69%							
Accrued Interest \$91.10							
Adjusted Cost Basis						\$250,000.00	\$510.00
WELCH ST BK OKLA CD 0.70000% 02/17/2017	949095AR4	250,000	\$1.00201	\$250,502.50	\$1,750.00	\$250,000.00	
FDIC INSURED	CASH						
CPN PMT MONTHLY							
Next Interest Payable: 03/18/16							
Estimated Yield 0.69%							
Accrued Interest \$57.53							
Adjusted Cost Basis						\$250,000.00	\$502.50

Statement for the Period February 1, 2016 to February 29, 2016

MEDINA CITY SCHOOLS - Corporation
Account Number: 069-173415



HOLDINGS > FIXED INCOME *continued*

Description	Symbol/Cusip Account Type	Quantity	Estimated Price on 02/29/16	Estimated Current Market Value	Estimated Annual Income	Total Cost Basis	Unrealized Gain (Loss)
BBCN BK LOS ANGELES CA 0.75000%	073296BL8	250,000	\$1.00229	\$250,572.50	\$1,875.00	\$250,000.00	
02/21/2017 CD FDIC INSURED	CASH						
CPN PMT MONTHLY							
Next Interest Payable: 03/20/16							
Estimated Yield 0.74%							
Accrued Interest \$51.37							
Adjusted Cost Basis						\$250,000.00	D \$572.50
CENTENNIAL BK CENTENNIAL CO CD 1.05000%	15136JCG6	248,000	\$1.00197	\$248,488.56	\$2,604.00	\$248,000.00	
10/30/2017 FDIC INSURED	CASH						
CPN PMT SEMI-ANNUAL							
ON JUL 29, JAN 29							
1ST CPN DTE 07/29/2016							
Next Interest Payable: 07/29/16							
Estimated Yield 1.04%							
Accrued Interest \$228.30							
Adjusted Cost Basis						\$248,000.00	D \$488.56
BMO HARRIS BK NATL ASSN CHICAG CD	05581WCD5	248,000	\$1.0049	\$249,215.20	\$2,728.00	\$248,000.00	
1.10000% 01/19/2018 FDIC INSURED	CASH						
CPN PMT SEMI-ANNUAL							
ON JUL 20, JAN 20							
1ST CPN DTE 07/20/2016							
Next Interest Payable: 07/20/16							
Estimated Yield 1.09%							
Accrued Interest \$306.43							
Adjusted Cost Basis						\$248,000.00	D \$1,215.20
ALLY BK MIDVALE UTAH CD 1.40000%	02006LND1	250,000	\$1.00429	\$251,072.50	\$3,500.00	\$250,000.00	
01/22/2018 FDIC INSURED	CASH						
CPN PMT SEMI-ANNUAL							
ON JUL 22, JAN 22							
Next Interest Payable: 07/22/16							
Estimated Yield 1.39%							
Accrued Interest \$373.97							
Adjusted Cost Basis						\$250,000.00	D \$1,072.50

Statement for the Period February 1, 2016 to February 29, 2016

MEDINA CITY SCHOOLS - Corporation
Account Number: 069-173415



HOLDINGS > FIXED INCOME *continued*

Description	Symbol/Cusip Account Type	Quantity	Estimated Price on 02/29/16	Estimated Current Market Value	Estimated Annual Income	Total Cost Basis	Unrealized Gain (Loss)
CAPITAL ONE BK USA NATL ASSN 1.25000%	140420RH5	250,000	\$1.0015	\$250,375.00	\$3,125.00	\$250,000.00	
01/22/2018 CD FDIC INSURED	CASH						
CPN PMT SEMI-ANNUAL							
ON JUL 22, JAN 22							
Next Interest Payable: 07/22/16							
Estimated Yield 1.24%							
Accrued Interest \$333.90							
Adjusted Cost Basis						\$250,000.00	D \$375.00
GOLDMAN SACHS BK USA NY CD 1.40000%	38148JHX2	250,000	\$1.00429	\$251,072.50	\$3,500.00	\$250,000.00	
01/22/2018 FDIC INSURED	CASH						
CPN PMT SEMI-ANNUAL							
ON JUL 21, JAN 21							
Next Interest Payable: 07/21/16							
Estimated Yield 1.39%							
Accrued Interest \$383.56							
Adjusted Cost Basis						\$250,000.00	D \$1,072.50
BMW BK NORTH AMER SALT LAKE 1.35000%	05580ABB9	250,000	\$1.00335	\$250,837.50	\$3,375.00	\$250,000.00	
01/23/2018 CD FDIC INSURED	CASH						
CPN PMT SEMI-ANNUAL							
ON JUL 23, JAN 23							
Next Interest Payable: 07/23/16							
Estimated Yield 1.34%							
Accrued Interest \$351.37							
Adjusted Cost Basis						\$250,000.00	D \$837.50
DISCOVER BK CD 1.30000% 01/29/2018 FDIC	254672GB8	250,000	\$1.00235	\$250,587.50	\$3,250.00	\$250,000.00	
INSURED	CASH						
CPN PMT SEMI-ANNUAL							
ON JUL 28, JAN 28							
Next Interest Payable: 07/28/16							
Estimated Yield 1.29%							
Accrued Interest \$293.84							
Adjusted Cost Basis						\$250,000.00	D \$587.50
ISRAEL DISC BK NEW YORK N Y CD 1.25000%	465076JE8	248,000	\$1.00291	\$248,721.68		\$248,000.00	\$721.68
01/29/2018 FDIC INSURED	CASH						
CPN PMT SEMI-ANNUAL							
ON JUL 28, JAN 28							
1ST CPN DTE 07/28/2016							
Next Interest Payable: 07/28/16							

Statement for the Period February 1, 2016 to February 29, 2016

MEDINA CITY SCHOOLS - Corporation
Account Number: 069-173415



HOLDINGS > FIXED INCOME *continued*

Description	Symbol/Cusip Account Type	Quantity	Estimated Price on 02/29/16	Estimated Current Market Value	Estimated Annual Income	Total Cost Basis	Unrealized Gain (Loss)
SALLIE MAE BK SLT LAKE CITY UT CD 1.20000% 01/29/2018 FDIC INSURED CPN PMT SEMI-ANNUAL ON JUL 27, JAN 27 1ST CPN DTE 07/27/2016 Next Interest Payable: 07/27/16 Estimated Yield 1.19% Accrued Interest \$277.22 Adjusted Cost Basis	795450XV2 CASH	248,000	\$1.00292	\$248,724.16	\$2,976.00	\$248,000.00	
						\$248,000.00	D \$724.16
SYNOVUS BK COLUMBUS GA 1.10000% 01/29/2018 CD FDIC INSURED CPN PMT SEMI-ANNUAL ON JUL 29, JAN 29 Next Interest Payable: 07/29/16 Estimated Yield 1.10% Accrued Interest \$241.10 Adjusted Cost Basis	87164DGM6 CASH	250,000	\$0.99859	\$249,647.50	\$2,750.00	\$250,000.00	
						\$250,000.00	D (\$352.50)
AMERICAN EXPRESS CENTRN 1.30000% 01/30/2018 CD FDIC INSURED CPN PMT SEMI-ANNUAL ON JUL 30, JAN 30 Next Interest Payable: 08/01/16 Estimated Yield 1.29% Accrued Interest \$276.03 Adjusted Cost Basis	02587DXC7 CASH	250,000	\$1.00234	\$250,585.00	\$3,250.00	\$250,000.00	
						\$250,000.00	D \$585.00
CARDINAL BK NATL ASSN VA 1.10000% 01/30/2018 CD FDIC INSURED CPN PMT MONTHLY Next Interest Payable: 03/30/16 Estimated Yield 1.10% Accrued Interest \$15.07 Adjusted Cost Basis	14147VEK8 CASH	250,000	\$0.99857	\$249,642.50	\$2,750.00	\$250,000.00	
						\$250,000.00	D (\$357.50)

Statement for the Period February 1, 2016 to February 29, 2016

MEDINA CITY SCHOOLS - Corporation
Account Number: 069-173415



HOLDINGS > FIXED INCOME *continued*

Description	Symbol/Cusip Account Type	Quantity	Estimated Price on 02/29/16	Estimated Current Market Value	Estimated Annual Income	Total Cost Basis	Unrealized Gain (Loss)
CUSTOMERS BK PHOENIXVILLE PA 1.15000%	23204HCK2	250,000	\$0.99951	\$249,877.50	\$2,875.00	\$250,000.00	
01/30/2018 CD FDIC INSURED	CASH						
CPN PMT MONTHLY							
Next Interest Payable: 03/30/16							
Estimated Yield 1.15%							
Accrued Interest \$15.75							
Adjusted Cost Basis						\$250,000.00	D (\$122.50)
MEDALLION BK UTAH CD 1.15000% 01/30/2018	58403BU87	250,000	\$0.99951	\$249,877.50	\$2,875.00	\$250,000.00	
FDIC INSURED	CASH						
CPN PMT SEMI-ANNUAL							
ON JUL 30, JAN 30							
Next Interest Payable: 07/30/16							
Estimated Yield 1.15%							
Accrued Interest \$244.18							
Adjusted Cost Basis						\$250,000.00	D (\$122.50)
FARM BUR BK FSB NV CD 1.05000%	307660JC5	250,000	\$0.99757	\$249,392.50	\$2,625.00	\$250,000.00	
02/02/2018 FDIC INSURED	CASH						
CPN PMT MONTHLY							
Next Interest Payable: 03/02/16							
Estimated Yield 1.05%							
Accrued Interest \$201.37							
Adjusted Cost Basis						\$250,000.00	D (\$607.50)
BANK OF GEORGETOWN WASH DC CD 1.00000%	06424XCB6	248,000	\$1.00295	\$248,731.60	\$2,480.00	\$248,000.00	
02/12/2018 FDIC INSURED	CASH						
CPN PMT SEMI-ANNUAL							
ON AUG 12, FEB 12							
1ST CPN DTE 08/12/2016							
Next Interest Payable: 08/12/16							
Estimated Yield 0.99%							
Accrued Interest \$122.30							
Adjusted Cost Basis						\$248,000.00	D \$731.60

Statement for the Period February 1, 2016 to February 29, 2016

MEDINA CITY SCHOOLS - Corporation
Account Number: 069-173415



HOLDINGS > FIXED INCOME *continued*

Description	Symbol/Cusip Account Type	Quantity	Estimated Price on 02/29/16	Estimated Current Market Value	Estimated Annual Income	Total Cost Basis	Unrealized Gain (Loss)
STEARNS BK NA ST CLOUD MN CD 1.00000%	857894QQ5	248,000	\$1.00199	\$248,493.52	\$2,480.00	\$248,000.00	
02/12/2018 FDIC INSURED	CASH						
CPN PMT MONTHLY							
1ST CPN DTE 03/12/2016							
Next Interest Payable: 03/12/16							
Estimated Yield 0.99%							
Accrued Interest \$122.30							
Adjusted Cost Basis						\$248,000.00	\$493.52
LANDMARK CMNTY BK TN CD 1.05000%	51507LAS3	250,000	\$0.99736	\$249,340.00	\$2,625.00	\$250,000.00	
02/13/2018 FDIC INSURED	CASH						
CPN PMT MONTHLY							
Next Interest Payable: 03/13/16							
Estimated Yield 1.05%							
Accrued Interest \$122.26							
Adjusted Cost Basis						\$250,000.00	(\$660.00)
BANK NORTH CAROLINA NC CD 1.05000%	06414QXP9	248,000	\$1.00208	\$248,515.84	\$2,604.00	\$248,000.00	
02/20/2018 FDIC INSURED	CASH						
CPN PMT MONTHLY							
1ST CPN DTE 03/19/2016							
Next Interest Payable: 03/19/16							
Estimated Yield 1.04%							
Accrued Interest \$78.48							
Adjusted Cost Basis						\$248,000.00	\$515.84
EAGLEBANK BETHESDA MD CD 1.00000%	27002YCS3	250,000	\$1.00189	\$250,472.50	\$2,500.00	\$250,000.00	
02/20/2018 FDIC INSURED	CASH						
CPN PMT MONTHLY							
1ST CPN DTE 03/19/2016							
Next Interest Payable: 03/19/16							
Estimated Yield 0.99%							
Accrued Interest \$75.34							
Adjusted Cost Basis						\$250,000.00	\$472.50

Statement for the Period February 1, 2016 to February 29, 2016

MEDINA CITY SCHOOLS - Corporation
Account Number: 069-173415



HOLDINGS > FIXED INCOME *continued*

Description	Symbol/Cusip Account Type	Quantity	Estimated Price on 02/29/16	Estimated Current Market Value	Estimated Annual Income	Total Cost Basis	Unrealized Gain (Loss)
KEY BK NATL ASSN OHIO CD 1.15000%	49306SWE2	248,000	\$1.00208	\$248,515.84	\$2,852.00	\$248,000.00	
02/20/2018 FDIC INSURED	CASH						
CPN PMT SEMI-ANNUAL							
ON AUG 17, FEB 17							
1ST CPN DTE 08/17/2016							
Next Interest Payable: 08/17/16							
Estimated Yield 1.14%							
Accrued Interest \$101.58							
Adjusted Cost Basis						\$248,000.00	\$515.84
COMMUNITY FINL SVCS BK KY CD 1.05000%	20364ABC8	248,000	\$1.00341	\$248,845.68	\$2,604.00	\$248,000.00	
05/17/2018 FDIC INSURED	CASH						
CPN PMT MONTHLY							
1ST CPN DTE 03/17/2016							
Next Interest Payable: 03/17/16							
Estimated Yield 1.04%							
Accrued Interest \$92.75							
Adjusted Cost Basis						\$248,000.00	\$845.68
FIRSTBANK PR SANTURCE CD 1.35000%	33767AUS8	248,000	\$1.00369	\$248,915.12	\$3,348.00	\$248,000.00	
07/30/2018 FDIC INSURED	CASH						
CPN PMT MONTHLY							
Next Interest Payable: 03/29/16							
Estimated Yield 1.34%							
Accrued Interest \$9.17							
Adjusted Cost Basis						\$248,000.00	\$915.12
ORIENTAL B&T SAN JUAN PR CD 1.30000%	686184WR9	248,000	\$1.00351	\$248,870.48	\$3,224.00	\$248,000.00	
08/10/2018 FDIC INSURED	CASH						
CPN PMT SEMI-ANNUAL							
ON AUG 10, FEB 10							
1ST CPN DTE 08/10/2016							
Next Interest Payable: 08/10/16							
Estimated Yield 1.29%							
Accrued Interest \$176.66							
Adjusted Cost Basis						\$248,000.00	\$870.48

Statement for the Period February 1, 2016 to February 29, 2016

MEDINA CITY SCHOOLS - Corporation
Account Number: 069-173415



HOLDINGS > FIXED INCOME *continued*

Description	Symbol/Cusip Account Type	Quantity	Estimated Price on 02/29/16	Estimated Current Market Value	Estimated Annual Income	Total Cost Basis	Unrealized Gain (Loss)
FIRST FINL NORTHWEST BK RENTON CD 1.15000% 08/20/2018 FDIC INSURED CPN PMT MONTHLY 1ST CPN DTE 03/19/2016 Next Interest Payable: 03/19/16 Estimated Yield 1.14% Accrued Interest \$85.95 Adjusted Cost Basis	32022MAG3 CASH	248,000	\$1.00361	\$248,895.28	\$2,852.00	\$248,000.00	
						\$248,000.00 D	\$895.28
Total CDs		9,970,000		\$9,988,759.14	\$91,877.00	\$9,970,000.00	\$18,759.14
Total Fixed Income		9,970,000		\$9,988,759.14	\$91,877.00	\$9,970,000.00	\$18,759.14
Total Securities				\$9,988,759.14	\$91,877.00	\$9,970,000.00	\$18,759.14
TOTAL PORTFOLIO VALUE				\$10,019,030.69	\$91,877.00	\$9,970,000.00	\$18,759.14

Activity

NFS-provided cost basis, realized gain (loss) and holding period information may not reflect all adjustments necessary for tax purposes. Please refer to Footnotes and Cost Basis Information at the end of this statement for more information.

TRADING

Settlement Date	Account Type	Transaction	Description	Quantity	Amount	Total Cost Basis	Realized Gain (Loss)
Securities Purchased							
02/10/16	CASH	YOU BOUGHT	ORIENTAL BANK CD 1.30000% 08/10/2018 FACT SHEET TO FOLLOW SOLICITED ORDER @ 100	248,000	(\$248,000.00)	\$248,000.00	

Statement for the Period February 1, 2016 to February 29, 2016

MEDINA CITY SCHOOLS - Corporation
Account Number: 069-173415



TRADING *continued*

Settlement Date	Account Type	Transaction	Description	Quantity	Amount	Total Cost Basis	Realized Gain (Loss)
02/12/16	CASH	YOU BOUGHT	BANK OF GEORGETOWN WASH DC CD 1.00000% 02/12/2018 FACT SHEET TO FOLLOW SOLICITED ORDER @ 100	248,000	(\$248,000.00)	\$248,000.00	
02/12/16	CASH	YOU BOUGHT	STEARNS BK NA ST CLOUD MN CD 1.00000% 02/12/2018 FACT SHEET TO FOLLOW SOLICITED ORDER @ 100	248,000	(\$248,000.00)	\$248,000.00	
02/17/16	CASH	YOU BOUGHT	COMMUNITY FINL SVCS BK KY CD 1.05000% 05/17/2018 FACT SHEET TO FOLLOW SOLICITED ORDER @ 100	248,000	(\$248,000.00)	\$248,000.00	
02/17/16	CASH	YOU BOUGHT	KEY BK NATL ASSN OHIO CD 1.15000% 02/20/2018 FACT SHEET TO FOLLOW SOLICITED ORDER @ 100	248,000	(\$248,000.00)	\$248,000.00	
02/19/16	CASH	YOU BOUGHT	BANK NORTH CAROLINA NC CD 1.05000% 02/20/2018 FACT SHEET TO FOLLOW SOLICITED ORDER @ 100	248,000	(\$248,000.00)	\$248,000.00	
02/19/16	CASH	YOU BOUGHT	EAGLEBANK CD 1.00000% 02/20/2018 FACT SHEET TO FOLLOW SOLICITED ORDER @ 100	250,000	(\$250,000.00)	\$250,000.00	
02/19/16	CASH	YOU BOUGHT	FIRST FINL NORTHWEST BK RENTON CD 1.15000% 08/20/2018 FACT SHEET TO FOLLOW SOLICITED ORDER @ 100	248,000	(\$248,000.00)	\$248,000.00	
Total Securities Purchased					(\$1,986,000.00)		

Redemptions

02/02/16	CASH	REDEEMED	UNITED BK VERNON ROCKVILLE CT 0.35000% 02/02/2016 CD REDEMPTION PAYOUT #REOR R0052712560000	(250,000)	\$250,000.00		
----------	------	----------	------------------------------------------------------------------------------------------------------	-----------	--------------	--	--

Fifth Third Securities, Inc.

MN _CEBBRJKVBBFWFQZ_BBBB 20160229

Account carried with National Financial Services LLC, Member
NYSE, SIPC

Statement for the Period February 1, 2016 to February 29, 2016

MEDINA CITY SCHOOLS - Corporation
Account Number: 069-173415



TRADING *continued*

Settlement Date	Account Type	Transaction	Description	Quantity	Amount	Total Cost Basis	Realized Gain (Loss)
02/03/16	CASH	REDEEMED	BANK BARODA NEW YORK N Y 0.40000% 02/03/2016 CD REDEMPTION PAYOUT #REOR R0052712880000	(250,000)	\$250,000.00		
02/04/16	CASH	REDEEMED	APPLE BK FOR SVGS N Y 0.35000% 02/04/2016 CD REDEMPTION PAYOUT #REOR R0052735190000	(250,000)	\$250,000.00		
02/04/16	CASH	REDEEMED	ENTERPRISE BK & TR LOWELL MASS 0.40000% 02/04/2016 CD REDEMPTION PAYOUT #REOR R0052735280000	(250,000)	\$250,000.00		
02/04/16	CASH	REDEEMED	SANTANDER BK NATL ASSN 0.50000% 02/04/2016 CD REDEMPTION PAYOUT #REOR R0052735430000	(250,000)	\$250,000.00		
02/05/16	CASH	REDEEMED	BANK HOLLAND MICH CD 0.35000% 02/05/2016 REDEMPTION PAYOUT #REOR R0052756000000	(250,000)	\$250,000.00		
02/05/16	CASH	REDEEMED	PACIFIC WESTN BK CA CD 0.25000% 02/05/2016 REDEMPTION PAYOUT #REOR R0052756240000	(250,000)	\$250,000.00		
02/12/16	CASH	REDEEMED	HARDIN CNTY BK SAVANNAH TENN 0.35000% 02/12/2016 CD REDEMPTION PAYOUT #REOR R0052835470000	(250,000)	\$250,000.00		
Total Redemptions					\$2,000,000.00		

Statement for the Period February 1, 2016 to February 29, 2016

MEDINA CITY SCHOOLS - Corporation
Account Number: 069-173415



ACTIVITY > CORE FUND ACTIVITY

Settlement Date	Account Type	Transaction	Description	Quantity	Amount
02/01/16	CASH	YOU BOUGHT	FEDERATED US TREAS OBLIGATION INSTIT @ 1	4,881.75	(\$4,881.75)
02/02/16	CASH	YOU BOUGHT	FEDERATED US TREAS OBLIGATION INSTIT @ 1	251,097.95	(\$251,097.95)
02/03/16	CASH	YOU BOUGHT	FEDERATED US TREAS OBLIGATION INSTIT @ 1	251,000	(\$251,000.00)
02/04/16	CASH	YOU BOUGHT	FEDERATED US TREAS OBLIGATION INSTIT @ 1	752,209.93	(\$752,209.93)
02/05/16	CASH	YOU BOUGHT	FEDERATED US TREAS OBLIGATION INSTIT @ 1	500,123.29	(\$500,123.29)
02/08/16	CASH	YOU BOUGHT	FEDERATED US TREAS OBLIGATION INSTIT @ 1	148.63	(\$148.63)
02/10/16	CASH	YOU SOLD	FEDERATED US TREAS OBLIGATION INSTIT @ 1	(248,000)	\$248,000.00
02/11/16	CASH	YOU BOUGHT	FEDERATED US TREAS OBLIGATION INSTIT @ 1	148.63	(\$148.63)
02/12/16	CASH	YOU SOLD	FEDERATED US TREAS OBLIGATION INSTIT @ 1	(245,925.68)	\$245,925.68
02/16/16	CASH	YOU BOUGHT	FEDERATED US TREAS OBLIGATION INSTIT @ 1	222.95	(\$222.95)
02/17/16	CASH	YOU SOLD	FEDERATED US TREAS OBLIGATION INSTIT @ 1	(496,000)	\$496,000.00
02/18/16	CASH	YOU BOUGHT	FEDERATED US TREAS OBLIGATION INSTIT @ 1	148.63	(\$148.63)

Fifth Third Securities, Inc.

Account carried with National Financial Services LLC, Member
NYSE, SIPC

MN _CEBBRJKVBBFWFQZ_BBBBB 20160229

Statement for the Period February 1, 2016 to February 29, 2016

MEDINA CITY SCHOOLS - Corporation
Account Number: 069-173415



ACTIVITY > CORE FUND ACTIVITY *continued*

Settlement Date	Account Type	Transaction	Description	Quantity	Amount
02/19/16	CASH	YOU SOLD	FEDERATED US TREAS OBLIGATION INSTIT @ 1	(746,000)	\$746,000.00
02/22/16	CASH	YOU BOUGHT	FEDERATED US TREAS OBLIGATION INSTIT @ 1	159.25	(\$159.25)
02/23/16	CASH	YOU BOUGHT	FEDERATED US TREAS OBLIGATION INSTIT @ 1	477.75	(\$477.75)
02/29/16	CASH	YOU SOLD	FEDERATED US TREAS OBLIGATION INSTIT @ 1	(10,408.5)	\$10,408.50
TOTAL CORE FUND ACTIVITY					(\$14,284.58)

ACTIVITY > ADDITIONS AND WITHDRAWALS > OTHER ADDITIONS AND WITHDRAWALS

Date	Account Type	Transaction	Description	Quantity	Amount	Cost Basis	Gain (Loss)
Other Additions and Withdrawals							
02/29/16	CASH	WIRE TRANS TO BANK	WD50365489		(\$11,612.38)		
Total Other Additions and Withdrawals					(\$11,612.38)		
TOTAL ADDITIONS AND WITHDRAWALS					(\$11,612.38)		

ACTIVITY > INCOME > TAXABLE INCOME

Settlement Date	Account Type	Transaction	Description	Quantity	Amount
Taxable Dividends					
01/29/16	CASH	DIVIDEND RECEIVED	FEDERATED US TREAS OBLIGATION INSTIT DIVIDEND RECEIVED		\$0.23

Fifth Third Securities, Inc.

MN _CEBBRJKVBBFWFQZ_BBBBB 20160229

Account carried with National Financial Services LLC, Member
NYSE, SIPC

Statement for the Period February 1, 2016 to February 29, 2016

MEDINA CITY SCHOOLS - Corporation
Account Number: 069-173415



ACTIVITY > INCOME > TAXABLE INCOME *continued*

Settlement Date	Account Type	Transaction	Description	Quantity	Amount
Total Taxable Dividends					\$0.23
Taxable Interest					
01/30/16	CASH	INTEREST	AMERICAN EXPRESS CENTRN 1.30000% 01/30/2018 CD		\$1,638.36
01/30/16	CASH	INTEREST	BIDDEFORD SVGS BANK CD 0.70000% 01/30/2017		\$148.63
01/30/16	CASH	INTEREST	CARDINAL BK NATL ASSN VA 1.10000% 01/30/2018 CD		\$233.56
01/30/16	CASH	INTEREST	CUSTOMERS BK PHOENIXVILLE PA 1.15000% 01/30/2018 CD		\$244.18
01/30/16	CASH	INTEREST	FIRST NIAGARA BK N A NY 0.80000% 01/30/2017 CD		\$1,008.22
01/30/16	CASH	INTEREST	MEDALLION BK UTAH CD 1.15000% 01/30/2018		\$1,449.32
01/30/16	CASH	INTEREST	MERRICK BK SOUTH JORDAN UTAH 0.75000% 01/30/2017 CD		\$159.25
02/02/16	CASH	INTEREST	FARM BUR BK FSB NV CD 1.05000% 02/02/2018		\$222.95
02/02/16	CASH	INTEREST	UNITED BK VERNON ROCKVILLE CT 0.35000% 02/02/2016 CD		\$875.00
02/03/16	CASH	INTEREST	BANK BARODA NEW YORK N Y 0.40000% 02/03/2016 CD		\$1,000.00

Fifth Third Securities, Inc.

MN_CEBBRJKVBBFWFQZ_BBBBB 20160229

Account carried with National Financial Services LLC, Member
NYSE, SIPC

Statement for the Period February 1, 2016 to February 29, 2016

MEDINA CITY SCHOOLS - Corporation
Account Number: 069-173415



ACTIVITY > INCOME > TAXABLE INCOME *continued*

Settlement Date	Account Type	Transaction	Description	Quantity	Amount
02/04/16	CASH	INTEREST	APPLE BK FOR SVGS N Y 0.35000% 02/04/2016 CD		\$875.00
02/04/16	CASH	INTEREST	ENTERPRISE BK & TR LOWELL MASS 0.40000% 02/04/2016 CD		\$84.93
02/04/16	CASH	INTEREST	SANTANDER BK NATL ASSN 0.50000% 02/04/2016 CD		\$1,250.00
02/05/16	CASH	INTEREST	BANK HOLLAND MICH CD 0.35000% 02/05/2016		\$71.92
02/05/16	CASH	INTEREST	PACIFIC WESTN BK CA CD 0.25000% 02/05/2016		\$51.37
02/06/16	CASH	INTEREST	PLATINUM BK BRANDON FLA 0.70000% 02/06/2017 CD		\$148.63
02/11/16	CASH	INTEREST	WINTER HILL BANK FSB 0.70000% 02/10/2017		\$148.63
02/12/16	CASH	INTEREST	HARDIN CNTY BK SAVANNAH TENN 0.35000% 02/12/2016 CD		\$74.32
02/13/16	CASH	INTEREST	LANDMARK CMNTY BK TN CD 1.05000% 02/13/2018		\$222.95
02/18/16	CASH	INTEREST	WELCH ST BK OKLA CD 0.70000% 02/17/2017		\$148.63
02/20/16	CASH	INTEREST	BBCN BK LOS ANGELES CA 0.75000% 02/21/2017 CD		\$159.25

Fifth Third Securities, Inc.

MN _CEBBRJKBFBWFQZ_BBBBB 20160229

Account carried with National Financial Services LLC, Member
NYSE, SIPC

Statement for the Period February 1, 2016 to February 29, 2016

MEDINA CITY SCHOOLS - Corporation
Account Number: 069-173415



ACTIVITY > INCOME > TAXABLE INCOME *continued*

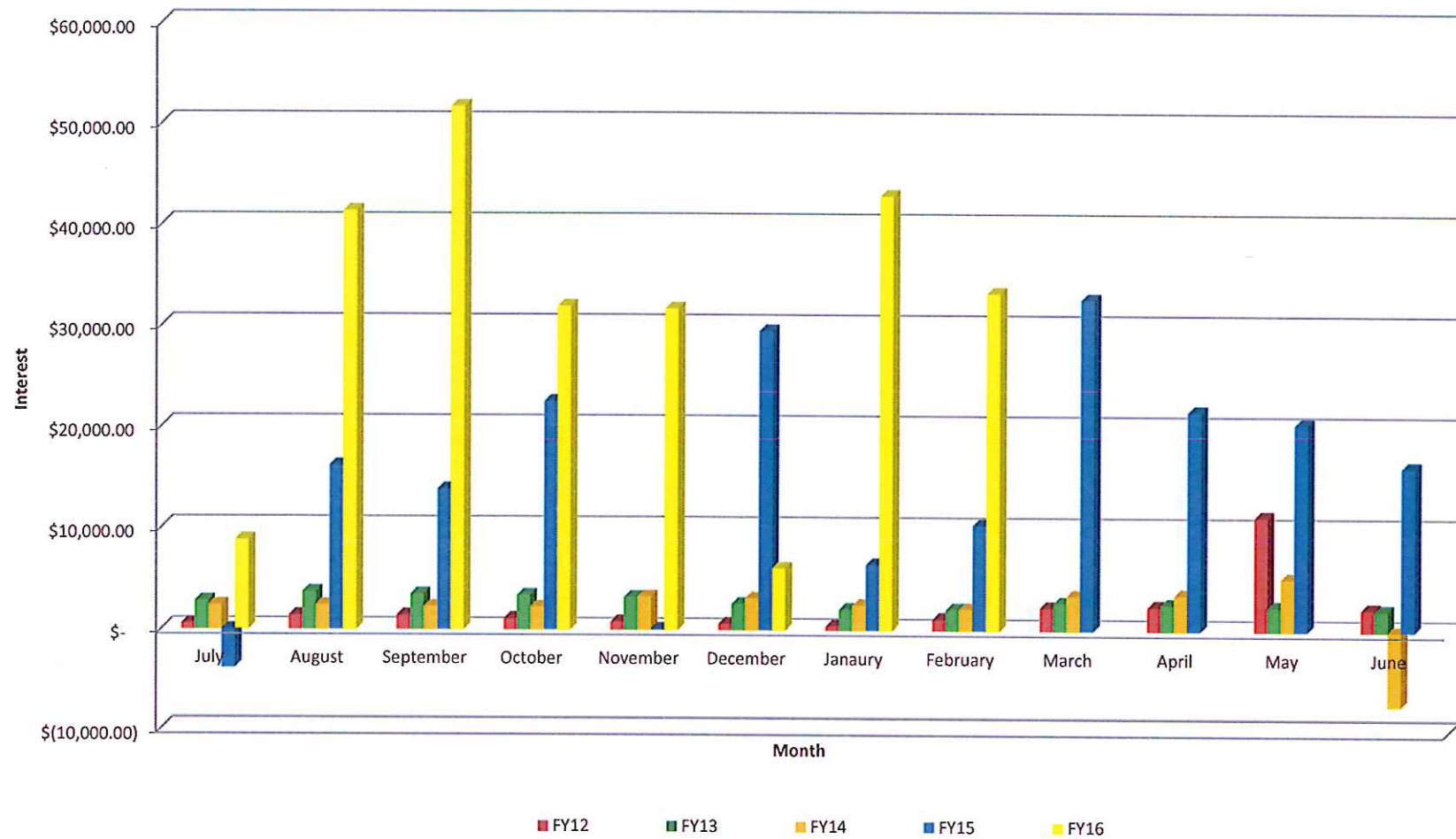
Settlement Date	Account Type	Transaction	Description	Quantity	Amount
02/23/16	CASH	INTEREST	BANK RHODE IS PROVIDENCE RI 0.75000% 01/23/2017 CD		\$159.25
02/23/16	CASH	INTEREST	BROOKLINE BK MASS CD 0.75000% 01/23/2017		\$159.25
02/23/16	CASH	INTEREST	FIRST IPSWICH BANCORP 0.75000% 01/23/2017 CD		\$159.25
02/27/16	CASH	INTEREST	SOUTHWEST BK FT WORTH TEX 0.75000% 01/27/2017 CD		\$159.25
02/29/16	CASH	INTEREST	BIDDEFORD SVGS BANK CD 0.70000% 01/30/2017		\$143.84
02/29/16	CASH	INTEREST	CARDINAL BK NATL ASSN VA 1.10000% 01/30/2018 CD		\$226.03
02/29/16	CASH	INTEREST	CUSTOMERS BK PHOENIXVILLE PA 1.15000% 01/30/2018 CD		\$236.30
02/29/16	CASH	INTEREST	FIRSTBANK PR SANTURCE CD 1.35000% 07/30/2018		\$284.35
02/29/16	CASH	INTEREST	MERRICK BK SOUTH JORDAN UTAH 0.75000% 01/30/2017 CD		\$154.11
Total Taxable Interest					\$11,896.73
Total Taxable Income					\$11,896.96
TOTAL INCOME					\$11,896.96

Fifth Third Securities, Inc.

MN_CEBBRJKVBBFWFQZ_BBBBB 20160229

Account carried with National Financial Services LLC, Member
NYSE, SIPC

Total Monthly Interest Earnings



Date: 3/04/16

F I N A N C I A L S U M M A R Y R E P O R T
Processing Month: February 2016
MEDINA CITY SCHOOL DISTRICT

Page: 1
(FINSUM)

End	Sc	Description	Beginning Balance	MTD Revenues	FYTD Revenues	MTD Expenditures	FYTD Expenditures	Current Available Balance
001	0000	GENERAL FUND	32,985,704.11	21,008,507.07	58,475,502.05	5,045,464.51	45,794,482.20	45,666,723.96
002	0000	BOND RETIREMENT	1,142,438.94	573,700.00	1,298,052.87	.00	1,312,499.03	1,127,992.78
002	9000	BOND RETIREMENT - NEW ELE	3,755,170.16	1,673,330.00	3,773,032.18	.00	3,354,000.72	4,174,201.62
002	9012	LOCAL SALES TAX RETIREMEN	516,013.06	.00	1,273,669.06	.00	1,179,013.37	610,668.75
002	9014	CONSOLIDATION - ENERGY &	.00	.00	348,731.25	.00	318,824.96	29,906.29
003	0000	PERMANENT IMPROVEMENT FUN	4,628.88	.00	.00	.00	.00	4,628.88
003	9000	PERMANENT IMPROVEMENT FUN	989.14	.00	.00	.00	.00	989.14
003	9001	MEDINA CITY REC CENTER-PE	335,565.38	.00	138,000.00	360.00-	6,508.75	467,056.63
006	0000	LUNCHROOM FUND	82,888.99	227,009.11	1,388,154.68	190,059.63	1,507,088.45	36,044.78-
007	9004	COLLINS SCHOLARSHIP/POST-	2,000.97	.00	15,000.00	.00	.00	17,000.97
007	9110	ART TRUST - GARFIELD	9,815.51	7.11	77.82	.00	.00	9,893.33
007	9333	RIOS STUDENT LEADER SCHOL	26,013.84	21.67	4,150.51	.00	.00	30,164.35
007	9901	BIXLER SCHOLARSHIP FUND	125.00	.00	.00	.00	.00	125.00
008	9002	KANEHL MUSIC TRUST	33,215.76	21.03	3,937.94-	.00	.00	29,277.82
008	9003	RICHARD HOFFMAN COLLINS M	596,399.00	.00	50,142.43-	.00	.00	546,256.57
008	9112	ELAINE BUSHMAN FUND	17,183.92	.00	333.36-	.00	.00	16,850.56
009	9000	STAR	.00	195.75	10,352.25	.00	.00	10,352.25
009	9110	UNIFORM SUPPLIES GARFIELD	15,470.83	238.00	4,184.19	529.81	2,743.97	16,911.05
009	9120	UNIFORM SUPPLIES - CANAVA	15,163.54	301.25	10,190.75	47.67	10,909.60	14,444.69
009	9130	UNIFORM SUPPLIES - FENN	29,246.19	198.25	9,786.65	.00	9,253.19	29,779.65
009	9140	UNIFORM SUPPLIES - HERITA	11,627.57	467.00	9,805.97	.00	12,900.33	8,533.21
009	9160	UNIFORM SUPPLIES - BLAKE	2,577.72	691.50	13,623.75	115.35	13,278.88	2,922.59
009	9170	UNIFORM SUPPLIES - RALPH	10,591.78	312.25	15,719.07	708.67	15,557.78	10,753.07
009	9180	UNIFORM SUPPLIES - ELIZA	7,930.10	401.00	13,663.16	.00	11,094.18	10,499.08
009	9200	UNIFORM SUPPLIES - CLAGGE	91,614.98	995.50	18,675.90	.00	47,123.94	63,166.94
009	9210	UNIFORM SUPPLIES - A.I. R	38,239.36	488.75	21,716.32	.00	39,558.67	20,397.01
009	9300	UNIFORM SUPPLIES - SENIOR	85,426.43	5,352.71	82,449.52	4,657.11	73,366.44	94,509.51
009	9304	AVIATION/PHOTOGRAPHY	3.87	.00	.00	.00	.00	3.87
014	9015	MEDINA CNTY JUV DET CNTR	57,622.71	.00	56,533.60	54,634.37	114,156.31	.00
014	9016	MEDINA CNTY JUV DET CNTR	.00	78,014.37	158,444.37	21,130.15	147,891.38	10,552.99
014	9111	CFIT FY11	5,550.01	.00	.00	.00	.00	5,550.01
014	9115	EVOLVE FY 15	240,778.90	.00	5,730.91	.00	225,971.07	20,538.74
014	9116	EVOLVE FY 16	.00	68,400.00	568,549.34	37,426.43	264,270.75	304,278.59
016	0000	EMERGENCY LEVY	7,001,465.00	2,852,550.00	6,658,181.05	251,709.26	2,262,075.12	11,397,570.93
018	0000	PRINT SHOP	6,613.33	.00	70.00	.00	.00	6,683.33
018	9000	PUBLIC SCHOOL SUPPORT - S	16.70	.00	.00	.00	.00	16.70
018	9110	PRINCIPAL'S FUND - GARFIE	36,689.23	342.00	2,759.55	415.48	3,890.81	35,557.97
018	9111	GARFIELD SCHOOL STORE	1,034.70	.00	.00	.00	142.70	892.00
018	9113	GARFIELD MEDIA CENTER	741.60	.00	42.70	.00	.00	784.30
018	9120	PRINCIPAL - CANAVAN	53,473.21	1,129.62	4,595.38	1,223.93	7,043.32	51,025.27
018	9122	CANAVAN SCHOOL STORE	586.69	.00	.00	.00	.00	586.69
018	9123	BOOK FAIR - CANAVAN	10,140.97	3.99	5,211.38	.00	5,552.27	9,800.08
018	9130	PRINCIPAL - FENN	36,499.52	965.40	7,058.10	722.15-	3,845.47	39,712.15
018	9132	FENN SCHOOL STORE	465.46	110.00	755.50	.00	524.47	696.49
018	9133	BOOK FAIR - FENN	7,985.13	9.05-	82.10	.00	.00	8,067.23
018	9135	MEDINA SKI TEAM - DISTRIC	3,697.68	.00	.00	75.00-	3,804.00-	7,501.68

Date: 3/04/16

FINANCIAL SUMMARY REPORT
Processing Month: February 2016
MEDINA CITY SCHOOL DISTRICT

Page: 2
(FINSUM)

End	Sc	Description	Beginning Balance	MTD Revenues	FYTD Revenues	MTD Expenditures	FYTD Expenditures	Current Available Balance
018	9140	PRINCIPAL'S FUND - HERITA	33,209.13	1,193.18	5,245.63	1,056.22	13,835.14	24,619.62
018	9143	HERITAGE MEDIA CENTER	15,889.77	.00	5,194.89	.00	5,040.38	16,044.28
018	9160	PRINCIPAL'S FUND - H G BL	41,839.02	896.44	6,295.30	791.65	8,171.20	39,963.12
018	9163	BLAKE MEDIA CENTER	11,996.03	3.75	4,892.76	.00	.00	16,888.79
018	9164	FIELD TRIPS/BLAKE ELEMENT	.34	.00	.00	.00	.00	.34
018	9170	PRINCIPALS FUND - RALPH W	57,398.38	2,915.12	10,977.58	1,100.10-	7,073.91	61,302.05
018	9171	WAITE SCHOOL STORE	50.00	.00	.00	.00	.00	50.00
018	9173	MEDIA CENTER RALPH WAITE	2,131.66	.00	8,516.54	.00	5,500.00	5,148.20
018	9174	FIELD TRIPS RALPH WAITE E	7,014.87	.00	2,412.00	.00	.00	9,426.87
018	9180	PRINCIPALS FUND ELIZA NOR	33,705.90	767.47	8,034.30	205.62	7,179.61	34,560.59
018	9181	NORTHROP ELEMENTARY SCHOO	1,245.07	.00	255.00	.00	.00	1,500.07
018	9183	MEDIA CENTER ELIZA NORTHR	4,837.73	10.00	5,688.57	.00	4,507.46	6,018.84
018	9184	FIELD TRIPS ELIZA NORTHRO	146.00	.00	.00	.00	.00	146.00
018	9200	PRINCIPAL'S FUND - CLAGGE	90,652.59	360.26	18,273.40	407.11	9,021.04	99,904.95
018	9201	CLAGGETT M.S. - WASHINGTO	77.09	.00	.00	.00	.00	77.09
018	9203	CLAGGETT M.S. MEDIA CENTE	4,504.98	26.98-	4,722.98	.00	3,661.52	5,566.44
018	9210	PRINCIPAL'S FUND - ROOT M	17,036.27	842.13	17,509.07	1,887.62	14,546.41	19,998.93
018	9211	ROOT M.S. MEDIA CENTER	9,135.80	20.99	4,060.52	.00	4,385.75	8,810.57
018	9212	ROOT M.S. - WASHINGTON TR	355.00	.00	.00	.00	.00	355.00
018	9300	PRINCIPAL'S FUND - SENIOR	41,353.09	3,712.00	53,777.78	3,681.47	27,474.80	67,656.07
018	9301	MEDIA CENTER FUND	1,163.30	.00	30.00	.00	.00	1,193.30
018	9302	SPECIAL FUNDRAISER - SENI	37,086.18	.00	.00	.00	.00	37,086.18
018	9303	PERFORMING ARTS	89,352.93	1,785.00	20,384.00	703.79	21,053.63	88,683.30
018	9304	BATTLING BEES BOOKSTORE	11,177.88	1,022.75	6,540.80	814.57	5,606.30	12,112.38
018	9305	FLEXIBLE CREDIT FUND	6,682.04	.00	350.00	.00	.00	7,032.04
018	9900	INSERVICE - CENTRAL	3,702.01	.00	.00	.00	.00	3,702.01
018	9901	PUBLIC SCHOOL SUPPORT - I	16,599.32	.00	.00	768.98	6,156.81	10,442.51
018	9902	INSERVICE - SUPERINTENDEN	24,720.92	.00	.00	.00	.00	24,720.92
018	9903	BOARD/STUDENT DEVELOPMENT	2,800.00	.00	.00	.00	.00	2,800.00
018	9904	WELLNESS FUND	502.00	.00	.00	.00	.00	502.00
018	9905	PUBLIC SCHOOL SUPPORT/STU	51,080.15	.00	16,000.00	1,102.81	14,156.63	52,923.52
018	9906	COMMUNICATIONS - PUBLIC S	1,597.53	.00	1,250.00	.00	2,505.00	342.53
018	9910	MAINTENANCE DEPARTMENT	3,902.36	.00	.00	.00	.00	3,902.36
018	9920	TRSP FUND	3,290.70	.00	.00	44.00-	408.52	2,882.18
018	9930	Resource Connection	1,500.00	.00	.00	.00	.00	1,500.00
019	9016	MCDAC GRANT FY16	.00	.00	61,776.00	9,921.03	74,136.07	12,360.07-
019	9018	LOWE'S LIGHT UP GARFIELD	48.08	.00	.00	.00	.00	48.08
019	9020	RIF PROGRAM GRANT - NORTH	400.73	.00	.00	.00	.00	400.73
019	9021	JENNINGS - BLAKE - BRYNIA	.82	.00	.00	.00	.00	.82
019	9023	PUBLIC EDUCATION LEADERSH	11,650.00	.00	3,278.60	.00	16,178.59	1,249.99-
019	9029	MARTHA HOLDEN JENNINGS GR	6.82	.00	.00	.00	.00	6.82
019	9030	PERFORMANCE BASED ASSESSM	79.76	.00	.00	.00	.00	79.76
019	9031	PBA FY11	256.96	.00	.00	.00	.00	256.96
019	9113	ACS-HACH CHEMISTRY GRANT	96.34	.00	.00	.00	.00	96.34
019	9180	PPG INNOVATIVE CLASSROOM	.00	.00	999.00	.00	.00	999.00
019	9213	VIDEO CLUB GRANT - MHS	2.82	.00	.00	.00	.00	2.82

Date: 3/04/16

F I N A N C I A L S U M M A R Y R E P O R T
Processing Month: February 2016
MEDINA CITY SCHOOL DISTRICT

Page: 3
(FINSUM)

End	Sc	Description	Beginning Balance	MTD Revenues	FYTD Revenues	MTD Expenditures	FYTD Expenditures	Current Available Balance
019	9313	JENNINGS - NORTHROP - MIL	13.86	.00	.00	.00	.00	13.86
019	9413	3M AND OTHER GRANT	152.03	.00	.00	.00	.00	152.03
019	9513	NEA STUDENT ACHIEVEMENT G	191.88	.00	.00	.00	.00	191.88
019	9613	FUEL UP - CONDOSTA - ROOT	1,393.05	.00	175.00	.00	.00	1,568.05
019	9715	FUEL UP - BLAKE - FY15	227.94	.00	.00	.00	75.49	152.45
019	9816	PPG INDUSTRIES GRANT HS	.00	.00	1,000.00	.00	1,000.00	.00
020	9001	TRANSPORTATION ENTERPRISE	48,725.80	1,539.28	21,456.11	380.73	9,317.75	60,864.16
022	9000	Unclaimed funds	16,813.95	.00	.00	.00	.00	16,813.95
022	9093	DIVERSION PROGRAM FED MON	1,000.00	.00	.00	.00	.00	1,000.00
022	9094	DIVERSION PROGRAM - FED.	1,000.00	.00	.00	.00	.00	1,000.00
022	9300	OH HIGH SCHOOL ATH ASSOC	302.10	12,882.73	54,863.39	.00	47,431.97	7,733.52
024	9001	MEDICAL AND DRUG/SELF INS	5,476,794.78	654,026.82	5,191,520.92	526,002.80	5,270,848.91	5,397,466.79
024	9002	DENTAL SELF INSURANCE FUN	441,208.08	49,364.48	394,017.96	50,662.00	403,101.40	432,124.64
024	9094	FLEX PRO	35,506.54	.00	.00	508.20	4,771.50	30,735.04
027	0000	WORKMANS COMP.-SELF INS	122,973.34	10,260.33	92,602.35	14,026.04	57,014.08	158,561.61
071	9013	LOCAL SALES TAX PERMANENT	1,993,016.37	.00	2,222,001.48	1,143.00	2,231,394.16	1,983,623.69
200	9110	GARFIELD STUDENT COUNCIL/	1,602.85	1.15	136.02	24.19	141.09	1,597.78
200	9121	ELLA CANAVAN STUDENT COUN	1,101.35	.61	306.69	.00	560.06	847.98
200	9134	FENN STUDENT BUSINESS	5.48	.00	2.96	.00	.00	8.44
200	9140	STUDENT COUNCIL - HERITAG	143.89	.10	.90	.00	.00	144.79
200	9184	NORTHROP ELEMENTARY STUDE	46.08	.03	.29	.00	.00	46.37
200	9185	K-KIDS KIWANIS ACTIVITY C	2,571.62	342.44	1,400.54	402.64	993.09	2,979.07
200	9202	CLAGGETT MIDDLE SCH. STUD	7,189.84	941.52	1,722.24	.00	3,384.47	5,527.61
200	9203	PEP CLUB - CLAGGETT MIDDLE	1,343.49	.97	8.35	.00	.00	1,351.84
200	9204	CLAGGETT MIDDLE SCHOOL CH	384.26	.28	2.39	.00	.00	386.65
200	9205	CLAGGETT MIDDLE SCH. BUIL	1,646.11	276.69	285.87	.00	.00	1,931.98
200	9208	MAT CLUB - CLAGGETT MIDDLE	769.22	.56	4.64	.00	.00	773.86
200	9209	CLAGGETT MIDDLE SCHOOL DR	10,536.75	5.75	62.15	1,462.74	2,593.24	8,005.66
200	9211	WORK STUDY CLUB	100.50	.07	.62	.00	.00	101.12
200	9213	ENVIRONMENTAL CLUB - CLAG	83.94	.00	.00	.00	.00	83.94
200	9251	PEP CLUB - ROOT M.S.	634.34	.46	3.93	.00	.00	638.27
200	9252	CHEERLEADERS - ROOT M.S.	39.47	.03	.25	.00	.00	39.72
200	9253	BUILDERS' CLUB - ROOT M.S	3,091.64	2.23	19.21	.00	.00	3,110.85
200	9256	DRAMA CLUB - ROOT M.S.	1,754.36	3,191.34	4,008.35	2,902.83	2,902.83	2,859.88
200	9257	ENVIRONMENTAL CLUB - ROOT	11.65	.01	.07	.00	.00	11.72
200	9258	STUDENT COUNCIL - ROOT M.	3,349.76	239.22	435.82	157.70	279.02	3,506.56
200	9301	YOUNG AMERICANS FOR FREED	53.23	.04	.33	.00	.00	53.56
200	9302	ART CLUB	130.16	.09	.79	.00	.00	130.95
200	9303	AMERICAN FIELD SERVICE	352.06	.25	2.19	.00	.00	354.25
200	9304	CAREER ASSOCIATION	235.99	.17	1.47	.00	.00	237.46
200	9305	CHEMCLUB	.00	.00	290.00	.00	.00	290.00
200	9307	CHOIR	40,504.46	158.68	11,835.95	760.00	6,854.46	45,485.95
200	9308	COMPUTER CLUB	64.85	.26	1.35	.00	.00	66.20
200	9310	DELTA EPSILON PHI - NAT'L	.45	.00	.00	.00	.00	.45
200	9312	DRAMA CLUB	38,607.55	30.10	7,238.71	319.06	3,942.86	41,903.40
200	9315	LEADER WITHIN U	268.99	.19	1.67	.00	.00	270.66

Date: 3/04/16

F I N A N C I A L S U M M A R Y R E P O R T
Processing Month: February 2016
MEDINA CITY SCHOOL DISTRICT

Page: 4
(FINSUM)

Fnd	Scc	Description	Beginning Balance	MTD Revenues	FYTD Revenues	MTD Expenditures	FYTD Expenditures	Current Available Balance
200	9316	FRENCH CLUB	8.71	.00	.00	.00	.00	8.71
200	9318	G. L. C.	1,695.62	186.85	1,083.77	.00	397.50	2,381.89
200	9321	KEY CLUB	10,139.06	13,271.18	16,286.68	1,315.00	3,594.47	22,831.27
200	9323	MEDINAMITE	671.81	.27	3.51	.00	300.00	375.32
200	9324	MEDINIAN	3,232.89	3,094.96	16,902.94	928.97	2,446.40	17,689.43
200	9325	MUSIC - BAND	17,379.57	266.08	4,008.81	225.00	1,796.74	19,591.64
200	9326	NATIONAL HONOR SOCIETY	3,854.55	2.79	23.95	.00	.00	3,878.50
200	9327	ORCHESTRA	17,507.53	13.36	1,081.95	.00	.00	18,589.48
200	9330	SCIENCE OLYMPIAD CLUB	132.99	.10	.83	.00	.00	133.82
200	9331	SKI CLUB	2.87	.00	.00	.00	.00	2.87
200	9332	SPANISH CLUB	5,834.45	4.80	3,121.50	.00	2,277.40	6,678.55
200	9333	STUDENT COUNCIL	54,083.91	78.76	28,139.57	603.15	42,185.42	40,038.06
200	9334	WORK STUDY CLUB	4,619.68	3.50	256.59	.00	.00	4,876.27
200	9335	LATIN CLUB	1,456.47	1.27	1,494.23	.00	1,176.83	1,773.87
200	9336	INTERACT ORGANIZATION	1,566.20	1.13	9.73	.00	.00	1,575.93
200	9337	AMERICAN SIGN LANGUAGE CL	.00	20.00	150.00	.00	.00	150.00
200	9339	SPEECH/DEBATE CLUB	5,063.38	6,963.11	26,376.79	735.50	13,198.75	18,241.42
200	9340	S. A. D. D.	1,100.84	26.41	772.33	.00	931.51	941.66
200	9345	INTERNATIONAL CLUB	4,654.18	3.36	28.92	.00	.00	4,683.10
200	9346	PENGUIN BOWL/NOSB	4.42	145.00	340.00	.00	.00	344.42
200	9350	TECHNOLOGY CLUB	1,201.55	425.03	522.54	775.46	1,688.31	35.78
200	9351	THE JUNIOR STATESMEN OF A	1,159.58	.84	7.20	.00	.00	1,166.78
200	9352	VIDEO CLUB - SR HI	10,631.06	364.93	540.83	.00	4,313.63	6,858.26
200	9353	CHINESE CLUB	670.71	165.58	355.88	165.00	214.98	811.61
200	9355	GAY STRAIGHT ALLIANCE	602.76	.53	626.25	.00	492.00	737.01
200	9380	V O F T	44,944.78	30.36	9,318.61	.00	12,002.38	42,261.01
200	9408	CLASS OF 2008	66.00	.00	.00	.00	.00	66.00
200	9412	CLASS OF 2012	2,655.86	.00	.00	.00	.00	2,655.86
200	9413	CLASS OF 2013	706.03	.51	4.38	.00	.00	710.41
200	9414	CLASS OF 2014	356.45	.26	2.22	.00	.00	358.67
200	9415	CLASS OF 2015	1,415.24	.69	6.45	.00	463.39	958.30
200	9416	CLASS OF 2016	2,621.61	1.78	2,652.67	.00	2,791.07	2,483.21
200	9417	CLASS OF 2017	3,465.30	19,366.87	19,406.87	228.38	561.35	22,310.82
200	9418	CLASS OF 2018	2,030.90	2.98	2,275.42	.00	153.34	4,152.98
200	9419	CLASS OF 2019	.00	1.78	2,481.86	.00	.00	2,481.86
200	9999	GENERIC STUDENT ACTIV. FD	.01	.00	.00	.00	.00	.01
300	0000	ATHLETIC FUND	176,816.39	11,826.44	289,565.60	17,564.12	249,148.68	217,233.31
300	9121	WORLD WATCHER'S CLUB	7,362.04	.00	.00	.00	.00	7,362.04
300	9201	CLAGGETT MIDDLE SCH. BAND	23,254.29	42.00	26,215.50	.00	15,226.82	34,242.97
300	9202	CLAGGETT MIDDLE SCH. ORCH	223.00	.00	.00	.00	.00	223.00
300	9203	CLAGGETT MIDDLE SCHOOL LI	370.00	.00	.00	.00	.00	370.00
300	9204	CLAGGETT M.S. CHOIR FUND	634.10	.00	.00	.00	.00	634.10
300	9208	CLAGGETT - 6TH GRADE TRIP	15,381.50	.00	83,960.00	.00	100,631.33	1,289.83-
300	9250	ROOT M.S. BAND FUND	14,740.77	47.50-	20,804.75	500.00	13,096.08	22,449.44
300	9251	ROOT M.S. ORCHESTRA FUND	923.15	.00	.00	.00	.00	923.15
300	9252	ROOT M.S. CHOIR FUND	3,270.15	.00	.00	.00	.00	3,270.15

Date: 3/04/16

F I N A N C I A L S U M M A R Y R E P O R T
Processing Month: February 2016
MEDINA CITY SCHOOL DISTRICT

Page: 5
(FINSUM)

Fnd	Sc	Description	Beginning Balance	MTD Revenues	FYTD Revenues	MTD Expenditures	FYTD Expenditures	Current Available Balance
300	9253	ROOT M.S. BEEHIVE	.00	65.42	65.42	.00	.00	65.42
300	9258	ROOT - DISTRICT SUPERVISE	92,209.48	6,016.00	8,771.55	.00	94,109.50	6,871.53
300	9259	ROOT DANCE TEAM	528.00	.00	.00	.00	.00	528.00
300	9302	BOYS VOLLEYBALL	4,832.48	.00	.00	125.00	125.00	4,707.48
300	9303	HUDDLE/SHUDDLE	1,564.17	.00	1,390.00	.00	848.66	2,105.51
300	9304	LINK CREW	3,563.95	144.00	144.00	.00	1,987.90	1,720.05
300	9305	MHS DANCE TEAM	945.50	79.00	754.00	.00	598.96	1,100.54
300	9306	MHS - DISTRICT SUPERVISED	.00	.00	119.70	.00	119.70	.00
300	9313	DRAMA/MUSICAL	23,452.15	.00	9,246.00	.00	16,498.50	16,199.65
300	9325	BAND - DISNEYLAND	9,300.98	.00	.00	.00	.00	9,300.98
300	9334	BEEHIVE CAFE	15,456.85	1,326.75	9,875.39	543.87	7,392.89	17,939.35
300	9380	V O F T	640.58	.00	.00	.00	.00	640.58
401	9000	ST FRANCIS - MOBILE UNIT	846.72-	.00	.00	35,070.28	252,701.38	253,548.10-
401	9015	AUXILIARY FUNDS/ST FRANCI	83,565.88	.00	.00	.00	83,565.88	.00
401	9016	AUXILIARY FUNDS/ST FRANCI	.00	188,454.44	386,425.19	36,670.03	179,177.30	207,247.89
401	9025	AUX FUNDS NURTURY FY15	5,645.69	.00	.00	.00	5,645.69	.00
401	9026	AUX FUNDS NURTURY	.00	9,131.33	14,893.28	262.76	3,353.99	11,539.29
401	9035	AUX FUNDS MCA FY15	9,609.88	.00	.00	.00	9,609.88	.00
401	9036	AUX FUNDS MCA	.00	61,997.66	129,019.37	6,079.29	60,487.11	68,532.26
401	9045	KIDS COUNTRY FY15	13,909.15	.00	.00	.00	13,909.15	.00
401	9046	AUX FUNDS KIDS COUNTRY	.00	463.82	8,289.19	.00	82.37	8,206.82
401	9064	SM WONDERS FY14	1,094.40	.00	.00	.00	1,094.40	.00
401	9065	SM WONDERS FY15	3,155.91	.00	.00	.00	3,155.91	.00
401	9066	SM WONDERS	.00	.00	1,644.12	.00	.00	1,644.12
432	9097	MANAGE. INFO. SYS. FUND	.80	.00	.00	.00	.00	.80
450	9008	SCHOOLNET PLUS FY2008: GR	1.00	.00	.00	.00	.00	1.00
451	9013	CONNECTIVITY 2013	800.00	.00	.00	.00	.00	800.00
451	9016	CONNECTIVITY FY16	.00	.00	9,900.00	.00	.00	9,900.00
452	9008	SCHOOLNET PROFESSIONAL DE	66.15	.00	.00	.00	.00	66.15
463	9015	ALT ED FY15	1,997.79-	.00	9,031.87	.00	7,034.08	.00
463	9016	ALT ED	.00	3,596.28	21,343.03	3,596.28	24,939.31	3,596.28-
499	9012	INTERN PSYCH FY12	45.81	.00	.00	.00	.00	45.81
499	9013	INTERN PSYCH FY13	39.97	.00	.00	.00	.00	39.97
499	9015	INTERN PSYCH FY15	151.68	.00	.00	.00	151.68	.00
499	9024	LOCAL GOVERNMENT INNOVATI	7,750.00	.00	.00	.00	.00	7,750.00
499	9039	INTERN PSYCHOLOGIST GRANT	2.20	.00	.00	.00	.00	2.20
499	9112	E-TECH BLENDED LEARNING G	321.71	.00	.00	.00	.00	321.71
506	9014	RESIDENT EDUCATOR GRANT	950.00	.00	.00	.00	.00	950.00
516	9015	TITLE VI-B	113,553.83-	.00	314,940.95	.00	198,696.30	2,690.82
516	9016	TITLE VI-B	.00	114,897.57	694,682.88	117,545.41	811,998.39	117,315.51-
516	9115	DESLEXIA GRANT FY 15	.00	.00	11,318.39	.00	11,318.39	.00
572	9015	TITLE I FY 15	33,395.43	.00	151,555.12	.00	184,950.55	.00
572	9016	TITLE I	.00	40,907.36	266,689.95	40,766.46	304,714.05	38,024.10-
572	9115	TITLE I-D FY 15	9,325.61-	.00	26,406.16	.00	17,080.55	.00
572	9116	TITLE I-D	.00	1,733.18	7,052.49	1,108.84	10,903.69	3,851.20-
587	9015	PRESCHOOL FY 15	367.25-	.00	4,523.62	.00	4,156.37	.00

Date: 3/04/16

F I N A N C I A L S U M M A R Y R E P O R T
Processing Month: February 2016
MEDINA CITY SCHOOL DISTRICT

Page: 6
(FINSUM)

Fnd	Sc	Description	Beginning Balance	MTD Revenues	FYTD Revenues	MTD Expenditures	FYTD Expenditures	Current Available Balance
587	9016	PRESCHOOL	.00	994.16	6,592.92	1,641.75	8,234.67	1,641.75-
590	9015	TITLE II-A FY15	47,131.53-	.00	71,930.54	.00	24,799.01	.00
590	9016	TITLE II-A	.00	9,593.48	70,973.59	12,294.09	83,267.68	12,294.09-
599	9015	CHILD NUTRITION - TEAM NU	1,200.00-	.00	.00	.00	.00	1,200.00-
Grand Total All Funds			56,762,717.73	27,736,179.73	85406,421.73	6,504,658.56	67932,766.55	74236,372.91
Total Invested Funds			.00					

Date: 3/04/2016

C H E C K R E G I S T E R
Processing Month: February 2016
MEDINA CITY SCHOOL DISTRICT

Page: 1
(CHKREG)

Check#	Check Date	Org Sta	Vendor Paid	Check Amount	Status Date
001256	02/12/2016	B/R	PARMA CITY TAX	193.02	02/18/2016
001257	02/12/2016	B/R	CITY OF BRUNSWICK	472.67	02/16/2016
001258	02/12/2016	B/B	CITY OF CUYAHOGA FALLS	58.79	
001259	02/12/2016	B/R	CITY OF LAKEWOOD	93.43	02/18/2016
001260	02/12/2016	B/R	RITTMAN INCOME TAX OFFICE	38.57	02/18/2016
001261	02/12/2016	B/R	VILLAGE OF DOYLESTOWN	64.74	02/22/2016
007235	02/01/2016	M/M	MEMO - MEDICAL MUTUAL	69,705.19	
007236	02/01/2016	M/M	MEMO - MEDICAL MUTUAL	144,258.90	
007237	02/01/2016	M/M	MEMO - FLEXSAVE	508.20	
007238	02/01/2016	M/M	MEMO-PAY.GOV	45,719.08	
007239	02/05/2016	M/M	OHIO DEPT OF ED - MEMO CK	89,246.99	
007240	02/05/2016	M/M	MEMO - U.S. BANK (Treas Off)	100.00	
007241	02/05/2016	M/M	MEMO - MEDICAL MUTUAL	65,310.84	
007242	02/12/2016	M/M	MEMO --S T R S	66,641.41	
007243	02/12/2016	M/M	MEMO - FIRST MERIT BANK	25,129.61	
007244	02/12/2016	M/M	MEMO - BUREAU WORK COMP	5,117.42	
007245	02/12/2016	M/M	MEMO - MEDICAL MUTUAL	117,411.70	
007246	02/05/2016	M/M	GORDON FOOD SERVICE	22,123.39	
007247	02/05/2016	M/M	GORDON FOOD SERVICE	3,739.17	
007248	02/23/2016	M/M	MEMO - MEDICAL MUTUAL	83,597.09	
007249	02/26/2016	M/M	MEMO MET LIFE INSURANCE	50,662.00	
007250	02/26/2016	M/M	MEMO - U.S. BANK PURCHASE CARD	8,815.01	
007251	02/25/2016	M/M	SYSCO FOOD SERVICES CLEVELAND	21,821.96	
007252	02/25/2016	M/M	SYSCO FOOD SERVICES CLEVELAND	2,282.62	
007253	02/19/2016	M/M	OHIO DEPT OF ED - MEMO CK	80,555.89	
007254	02/12/2016	M/M	MEMO MET LIFE INSURANCE	4,142.60	
007255	02/26/2016	M/M	MEMO - FIRST MERIT BANK	25,314.41	
007256	02/26/2016	M/M	MEMO - BUREAU WORK COMP	5,142.91	
007257	02/26/2016	M/M	MEMO --S T R S	67,728.20	
007258	02/26/2016	M/M	MEMO --S E R S	7,678.71	
007259	02/26/2016	M/M	MEMO-MCSD SELF INS. MEDICAL	535,676.53	
007260	02/26/2016	M/M	MEMO DENTAL SELF	40,414.44	
007261	02/29/2016	M/M	MEMO - BUREAU WORK COMP	2,891.03	
007262	02/17/2016	T/T	MEMO -MEDINA CITY SCHOOLS	54,634.37	
007263	02/29/2016	M/M	STRS	407,630.00	
007264	02/29/2016	M/M	SERS - MEMO	146,032.00	
610147	02/10/2016	W/R	3D SYSTEMS, INC	57.31	02/29/2016
610148	02/10/2016	W/R	ABC FIRE INC	701.00	02/22/2016
610149	02/10/2016	W/R	ACSI	1,118.15	02/24/2016
610150	02/10/2016	W/R	AED SUPERSTORE	62.99	02/24/2016
610151	02/10/2016	W/R	AIRGAS USA, LLC	87.54	02/23/2016
610152	02/10/2016	W/R	AMAZON.COM	999.60	02/29/2016
610153	02/10/2016	W/R	AMERICAN PSYCHOLOGICAL ASSOC.	247.00	02/29/2016
610154	02/10/2016	W/R	ANTHONY BELSITO	369.00	02/24/2016
610155	02/10/2016	W/R	APPLIED MSS	309.83	02/22/2016
610156	02/10/2016	W/W	ARBITER SPORTS	220.00	
610157	02/10/2016	W/R	ARMSTRONG CABLE	245.92	02/23/2016
610158	02/10/2016	W/R	ARROW UNIFORM	1,224.40	02/22/2016
610159	02/10/2016	W/R	ASCD	80.10	02/24/2016
610160	02/10/2016	W/R	BARBARA A FRYE	1,302.00	02/10/2016
610161	02/10/2016	W/R	MONARCH SCHOOL	58,500.00	02/22/2016
610162	02/10/2016	W/R	BLICK ART MATERIALS LLC	5,897.43	02/22/2016

Date: 3/04/2016

C H E C K R E G I S T E R
Processing Month: February 2016
MEDINA CITY SCHOOL DISTRICT

Page: 2
(CHKREG)

Check#	Check Date	Org Sta	Vendor Paid	Check Amount	Status Date
610163	02/10/2016	W/R	DAIRYMENS	5,166.61	02/23/2016
610164	02/10/2016	W/R	BRADFORD SCOTT QUADE	121.50	02/10/2016
610165	02/10/2016	W/W	BRUNSWICK SOUTH MIDDLE SCHOOL	80.00	
610166	02/10/2016	W/R	BSN SPORTS	1,617.32	02/23/2016
610167	02/10/2016	W/R	BUEHLER'S MARKETS	194.14	02/22/2016
610168	02/10/2016	W/R	C MARTIN TRUCKING	1,262.02	02/22/2016
610169	02/10/2016	W/R	CAPP USA, INC.	1,163.45	02/29/2016
610170	02/10/2016	W/R	CARDINAL BUS SALES &	227.70	02/22/2016
610171	02/10/2016	W/R	CAROLINA BIOLOGICAL SUPPLY CO.	194.33	02/23/2016
610172	02/10/2016	W/R	ADVANCE AUTO PARTS (CARQUEST)	160.82	02/23/2016
610173	02/10/2016	W/R	DOMINIC'S PIZZA	179.38	02/22/2016
610174	02/10/2016	W/R	CENTRAL INSTRUMENT CO.	355.00	02/22/2016
610175	02/10/2016	W/R	CHANEY ELECTRONICS	431.20	02/23/2016
610176	02/10/2016	W/R	CINDY BISHOP	76.45	02/10/2016
610177	02/10/2016	W/R	CINTAS CORPORATION	88.45	02/23/2016
610178	02/10/2016	W/R	CITY OF MEDINA	8,478.40	02/19/2016
610179	02/10/2016	W/R	CITY OF MEDINA	13,404.29	02/19/2016
610180	02/10/2016	W/R	CLEVELAND PLUMBING SUPPLY CO.	390.14	02/22/2016
610181	02/10/2016	W/R	COMDOC, INC.	588.00	02/22/2016
610182	02/10/2016	W/W	CONTEMPORARY PHOTOGRAPHY	40.00	
610183	02/10/2016	W/R	CROSS TRUCK EQUIPMENT CO., INC	526.86	02/22/2016
610184	02/10/2016	W/R	CYNTHIA McCLINTOCK	122.38	02/10/2016
610185	02/10/2016	W/R	D.H. KAISER CO.	650.00	02/24/2016
610186	02/10/2016	W/R	DAMON INDUSTRIES	132.15	02/24/2016
610187	02/10/2016	W/R	DARLENE SPARKS	109.08	02/10/2016
610188	02/10/2016	W/R	DATA MANAGEMENT, INC.	174.20	02/24/2016
610189	02/10/2016	W/R	DEBBIE QUAIDER	15.99	02/10/2016
610190	02/10/2016	W/R	DEBBRA LANEVILLE	51.47	02/10/2016
610191	02/10/2016	W/R	DELANN HOLLIDAY	30.00	02/10/2016
610192	02/10/2016	W/R	DOMINO'S PIZZA	351.00	02/29/2016
610193	02/10/2016	W/R	DRAMATIST PLAY SERVICE	200.00	02/23/2016
610194	02/10/2016	W/R	EASY GRAPHICS CORP	6,830.60	02/29/2016
610195	02/10/2016	W/R	EDUCATIONAL FURNITURE	35,070.28	02/24/2016
610196	02/10/2016	W/R	EDWIN H DAVIS & SON, INC.	202.58	02/22/2016
610197	02/10/2016	W/R	ELIZABETH RISSMILLER	910.00	02/10/2016
610198	02/10/2016	W/R	ESC OF MEDINA COUNTY	330.60	02/23/2016
610199	02/10/2016	W/R	ETIENNE MASSICOTTE	500.00	02/23/2016
610200	02/10/2016	W/R	FOLLETT SCHOOL SOLUTIONS, INC.	222.75	02/22/2016
610201	02/10/2016	W/R	FRAN SCHOEN	6,400.00	02/22/2016
610202	02/10/2016	W/R	FRONTIER	5,636.82	02/23/2016
610203	02/10/2016	W/W	FULTON COMMUNICATIONS OF OHIO	493.00	
610204	02/10/2016	W/R	G&L SUPPLY	1,287.04	02/23/2016
610205	02/10/2016	W/R	GENE PTACEK & SON	638.50	02/23/2016
610206	02/10/2016	W/R	GIONINO'S PIZZARIA	86.70	02/29/2016
610207	02/10/2016	W/R	GOODWILL INDUSTRIES AKRON INC	3,657.50	02/10/2016
610208	02/10/2016	W/R	GORDON FOOD SERVICE	221.26	02/23/2016
610209	02/10/2016	W/R	GORDON FOOD SERVICE	30.45	02/23/2016
610210	02/10/2016	W/R	GRAINGER SUPPLY CO	196.90	02/22/2016
610211	02/10/2016	W/R	GREAT LAKES THEATER	2,630.00	02/29/2016
610212	02/10/2016	W/W	PIZZA HUT	572.00	
610213	02/10/2016	W/R	HANDWRITING WITHOUT TEARS	165.00	02/23/2016
610214	02/10/2016	W/R	HARPLEY CS LLC	1,100.00	02/10/2016

Date: 3/04/2016

C H E C K R E G I S T E R
Processing Month: February 2016
MEDINA CITY SCHOOL DISTRICT

Page: 3
(CHKREG)

Check#	Check Date	Org Sta	Vendor Paid	Check Amount	Status Date
610215	02/10/2016	W/R	HEINEMANN	90.20	02/22/2016
610216	02/10/2016	W/R	HERFF JONES, INC.	928.97	02/22/2016
610217	02/10/2016	W/R	ICE CREAM SPECIALTIES	484.08	02/24/2016
610218	02/10/2016	W/R	IMPACT GROUP	1,250.00	02/23/2016
610219	02/10/2016	W/R	INTERNATIONAL INSTITUTE OF	84.56	02/23/2016
610220	02/10/2016	W/R	JAMA JOHNSON	9.57	02/10/2016
610221	02/10/2016	W/R	JANE WATT	50.00	02/10/2016
610222	02/10/2016	W/R	JEANNE BLANKENSHIP	255.47	02/10/2016
610223	02/10/2016	W/R	JEFF HARRISON	117.72	02/10/2016
610224	02/10/2016	W/R	JESSICA NIEMANTSVERDIET	3.98	02/10/2016
610225	02/10/2016	W/R	JOHNSTONE SUPPLY INC.	1,051.45	02/23/2016
610226	02/10/2016	W/R	JULIE WILKES	98.82	02/10/2016
610227	02/10/2016	W/R	JW PEPPER & SON, INC.	115.66	02/24/2016
610228	02/10/2016	W/R	KAASP	70.00	02/29/2016
610229	02/10/2016	W/W	KAREN KASE	59.90	
610230	02/10/2016	W/R	KAREN MCGINTY	20.99	02/10/2016
610231	02/10/2016	W/W	KATHLEEN VARLEY	36.07	
610232	02/10/2016	W/R	KEVIN DAUGHERTY	22.43	02/10/2016
610233	02/10/2016	W/R	KIM HALLOCK	77.39	02/10/2016
610234	02/10/2016	W/R	LANGUAGE LEARNING ASSOCIATES	14,507.50	02/10/2016
610235	02/10/2016	W/R	LAURA CALAIACOVO	20.64	02/10/2016
610236	02/10/2016	W/R	LEARNING A-Z	99.95	02/23/2016
610237	02/10/2016	W/R	LEARNING ZONE XPRESS	262.76	02/29/2016
610238	02/10/2016	W/R	LICKING AREA COMPUTER ASSOC.	98,829.22	02/29/2016
610239	02/10/2016	W/R	LODI LUMBER	76.20	02/29/2016
610240	02/10/2016	W/R	LONNETTE SCHURMAN	40.00	02/10/2016
610241	02/10/2016	W/R	LORI S KELLY	2,580.00	02/10/2016
610242	02/10/2016	W/R	M-F ATHLETIC	421.00	02/23/2016
610243	02/10/2016	W/R	MACIE PUBLISHING COMPANY	322.36	02/24/2016
610244	02/10/2016	W/R	MAGICAL THEATRE COMPANY	1,100.00	02/29/2016
610245	02/10/2016	W/R	MANDY RIEGLER	53.19	02/10/2016
610246	02/10/2016	W/R	MARCO'S PIZZA, INC	33.46	02/23/2016
610247	02/10/2016	W/R	MARK MALIKOWSKI	49.14	02/10/2016
610248	02/10/2016	W/R	MCM ELECTRONICS	30.18	02/19/2016
610249	02/10/2016	W/R	MCS FOOD SERVICE DEPT.	342.30	02/18/2016
610250	02/10/2016	W/R	NAPA AUTOMOTIVE PARTS & SERVIC	46.77	02/23/2016
610251	02/10/2016	W/R	MEDINA CITY SCHOOLS	24,395.29	02/18/2016
610252	02/10/2016	W/R	MEDINA COUNTY HEALTH DEPT	3,002.50	02/22/2016
610253	02/10/2016	W/W	MEDINA COUNTY PORT AUTHORITY	853.00	
610254	02/10/2016	W/R	MEDINA COUNTY SANITARY	12,480.83	02/22/2016
610255	02/10/2016	W/R	MEDINA COUNTY TREASURER	42.16	02/19/2016
610256	02/10/2016	W/R	MEDINA CREATIVE ACCESSIBILITY	358.00	02/10/2016
610257	02/10/2016	W/R	MEDINA HARDWARE, INC	456.69	02/23/2016
610258	02/10/2016	W/W	MICHAEL WESNER	300.00	
610259	02/10/2016	W/R	MITCHELL 1	1,349.00	02/23/2016
610260	02/10/2016	W/R	MNJ TECHNOLOGIES DIRECT INC.	138.00	02/23/2016
610261	02/10/2016	W/R	MOLLY ADAMS	30.00	02/10/2016
610262	02/10/2016	W/R	MONTVILLE POLICE DEPARTMENT	120.00	02/29/2016
610263	02/10/2016	W/R	MSB CONSULTING GROUP, LLC	924.56	02/24/2016
610264	02/10/2016	W/W	MTM SIGNS	192.00	
610265	02/10/2016	W/R	MUSIC THERAPY ENRICHMENT	825.00	02/24/2016
610266	02/10/2016	W/R	NANCY WOJCIAK	1,098.39	02/10/2016

Date: 3/04/2016

C H E C K R E G I S T E R
Processing Month: February 2016
MEDINA CITY SCHOOL DISTRICT

Page: 4
(CHKREG)

Check#	Check Date	Org Sta	Vendor Paid	Check Amount	Status Date
610267	02/10/2016	W/R	NATIONAL SPEECH & DEBATE ASSOC	559.00	02/23/2016
610268	02/10/2016	W/R	USI EDUCATION & GOVT SALES	155.41	02/24/2016
610269	02/10/2016	W/R	NICHOLAS CERIMELE	19.44	02/10/2016
610270	02/10/2016	W/R	NICKLES BAKERY	1,130.83	02/23/2016
610271	02/10/2016	W/W	OAPSA	120.00	
610272	02/10/2016	W/R	OASBO	320.00	02/22/2016
610273	02/10/2016	W/R	OASSA	165.00	02/22/2016
610274	02/10/2016	W/R	OHIO EDISON COMPANY	87,600.78	02/19/2016
610275	02/10/2016	W/W	OHIO HIGH SCHOOL BOY'S	125.00	
610276	02/10/2016	W/R	OHIO SCHOOLS COUNCIL-GAS	19,142.08	02/19/2016
610277	02/10/2016	W/R	ORIENTAL TRADING COMPANY	39.38	02/23/2016
610278	02/10/2016	W/R	PALADIN PROTECTIVE	702.00	02/22/2016
610279	02/10/2016	W/R	PALOS SPORTS, INC.	50.00	02/24/2016
610280	02/10/2016	W/R	CAFETERIA-PEPSI COLA ORDERS	574.37	02/29/2016
610281	02/10/2016	W/R	PIONEER DRAMA SERVICE, INC	463.25	02/29/2016
610282	02/10/2016	W/R	PITNEY BOWES	1,342.95	02/23/2016
610283	02/10/2016	W/R	POINT SPRING & DRIVESHAFT CO	383.44	02/22/2016
610284	02/10/2016	W/R	QUILL CORPORATION	77.37	02/24/2016
610285	02/10/2016	W/R	QUILL.COM	208.26	02/24/2016
610286	02/10/2016	W/R	R & R ENGINE & MACHINE	28.08	02/19/2016
610287	02/10/2016	W/R	RACHEL VIDA	34.15	02/29/2016
610288	02/10/2016	W/R	REALLY GOOD STUFF	30.93	02/23/2016
610289	02/10/2016	W/R	REDTREE INVESTMENT GROUP	1,491.41	02/23/2016
610290	02/10/2016	W/R	REINHARDT SUPPLY COMPANY	1,267.50	02/23/2016
610291	02/10/2016	W/R	REYANN CAVEY	30.00	02/10/2016
610292	02/10/2016	W/R	RJ VERNAK REFRIGERATION	608.50	02/23/2016
610293	02/10/2016	W/R	ROBERT GIBSON	1,385.51	02/10/2016
610294	02/10/2016	W/R	ROJEN COMPANY	32.70	02/29/2016
610295	02/10/2016	W/R	RONALD L FULLER	29.95	02/10/2016
610296	02/10/2016	W/R	SANDOR HATSZEGI	20.30	02/10/2016
610297	02/10/2016	W/R	SANSON COMPANY	1,935.45	02/22/2016
610298	02/10/2016	W/R	SC STRATEGIC SOLUTIONS LLC	1,982.40	02/22/2016
610299	02/10/2016	W/R	SCHOOL SPECIALTY, INC	733.52	02/22/2016
610300	02/10/2016	W/R	SCOTT SCRIVEN LLP	3,807.00	02/23/2016
610301	02/10/2016	W/R	SHARON OLTERSDORF	108.00	02/10/2016
610302	02/10/2016	W/R	SHEARER EQUIPMENT	139.27	02/29/2016
610303	02/10/2016	W/R	SHELLEY MACK	1,080.00	02/10/2016
610304	02/10/2016	W/R	STANTON'S SHEET MUSIC	19.52	02/19/2016
610305	02/10/2016	W/R	STAPLES BUSINESS ADVANTAGE	154.76	02/22/2016
610306	02/10/2016	W/R	STEPHEN SIVARD	189.00	02/22/2016
610307	02/10/2016	W/R	STERLING MEDLEY	18.11	02/10/2016
610308	02/10/2016	W/W	STERLING PAPER CO.	1,369.29	
610309	02/10/2016	W/R	TALBERT'S COMMERCIAL PRODUCTS	491.21	02/19/2016
610310	02/10/2016	W/R	TECHNOLOGY ENGINEERING	13,743.50	02/10/2016
610311	02/10/2016	W/W	THE MISSING PIECE LLC	331.99	
610312	02/10/2016	W/R	THERMAL EQUIPMENT SALES CO INC	291.02	02/29/2016
610313	02/10/2016	W/R	THOMSON REUTERS - WEST	376.00	02/29/2016
610314	02/10/2016	W/W	TIMELESS TREASURES	293.18	
610315	02/10/2016	W/R	TOWN & COUNTRY CO-OP INC.	10,933.53	02/23/2016
610316	02/10/2016	W/R	AUDITOR OF STATE'S OFFICE	8,594.10	02/22/2016
610317	02/10/2016	W/R	TREASURER, STATE OF OHIO	5,887.64	02/22/2016
610318	02/10/2016	W/R	TREND ENTERPRISES, INC.	74.27	02/22/2016

Date: 3/04/2016

C H E C K R E G I S T E R
Processing Month: February 2016
MEDINA CITY SCHOOL DISTRICT

Page: 5
(CHKREG)

Check#	Check Date	Org Sta	Vendor Paid	Check Amount	Status Date
610319	02/10/2016	W/R	MT BUSINESS TECHNOLOGIES INC.	78,952.01	02/23/2016
610320	02/10/2016	W/R	USA CUSTOM APPAREL LLC	74.50	02/19/2016
610321	02/10/2016	W/R	VANESSA SHRIVER	19.04	02/10/2016
610322	02/10/2016	W/R	VWR INTERNATIONAL LLC	232.90	02/22/2016
610323	02/10/2016	W/R	WENDY GOOD	280.26	02/10/2016
610324	02/10/2016	W/W	WESTWOOD MIDDLE SCHOOL	80.00	
610325	02/10/2016	W/R	WLS TRUCK SERVICE INC.	1,300.00	02/23/2016
610326	02/10/2016	W/R	WOLFF BROS. SUPPLY, INC.	579.92	02/22/2016
610327	02/10/2016	W/R	WOODWIND AND BRASSWIND	220.00	02/29/2016
610328	02/10/2016	W/R	YOST EQUIPMENT SALES &	231.76	02/29/2016
610329	02/10/2016	W/R	BRYCE KLANAC	60.00	02/24/2016
610330	02/10/2016	W/W	DOUGLAS DUKES	135.00	
610331	02/10/2016	W/R	SAMUEL A SCADUTO	95.00	02/22/2016
610332	02/10/2016	B/R	CONNIE KERNS	88.75	02/29/2016
610333	02/10/2016	B/R	DENISE BUCHTINEC	7.00	02/23/2016
610334	02/10/2016	B/R	LINDA SPELIC	18.00	02/24/2016
610335	02/10/2016	B/R	MELISSA MIGCHELBRINK	30.00	02/23/2016
610336	02/10/2016	B/B	SHAN HUA ZHENG	46.00	
610337	02/10/2016	B/R	HEATHER KRICHBAUM	17.99	02/29/2016
610338	02/10/2016	B/R	ALYSON ALBER	16.99	02/23/2016
610339	02/10/2016	B/R	AMY RYKS	92.00	02/29/2016
610340	02/10/2016	B/R	MICHAEL KNOX	92.00	02/23/2016
610341	02/10/2016	B/B	SHELLY KEDING	92.00	
610342	02/10/2016	B/B	JILL MICHALSKI	47.50	
610343	02/10/2016	B/R	HEATHER KELLER	15.00	02/23/2016
610344	02/16/2016	W/R	OASBO - FIVE COUNTY	80.00	02/29/2016
610345	02/16/2016	W/R	OASBO	200.00	02/22/2016
610346	02/25/2016	W/W	1000 BULBS.COM	140.72	
610347	02/25/2016	W/W	4IMPRINT, INC.	434.58	
610348	02/25/2016	W/R	ABC THERAPY, LTD	15,981.00	02/25/2016
610349	02/25/2016	W/W	AKRON RACERS	650.00	
610350	02/25/2016	W/W	AMAZON.COM	4,341.20	
610351	02/25/2016	W/W	AMERICAN TIME & SIGNAL COMPANY	423.58	
610352	02/25/2016	W/R	AMY BUSBY	42.02	02/25/2016
610353	02/25/2016	W/R	ANDREW BRENNER	120.96	02/25/2016
610354	02/25/2016	W/W	ANDREW PRIEST	285.00	
610355	02/25/2016	W/W	ANTHONY BELSITO	108.00	
610356	02/25/2016	W/W	APOLLO PEST CONTROL COMPANY	48.00	
610357	02/25/2016	W/W	APPLE EDUCATION	1,500.00	
610358	02/25/2016	W/W	APPLIED MAINTENANCE SUPPLIES	382.22	
610359	02/25/2016	W/W	ARDENT PIANO	700.00	
610360	02/25/2016	W/W	ARMSTRONG CABLE	328.28	
610361	02/25/2016	W/W	ARROW UNIFORM	808.94	
610362	02/25/2016	W/W	B & B TROPHIES & AWARDS	14.85	
610363	02/25/2016	W/W	B&H PHOTO-VIDEO	499.80	
610364	02/25/2016	W/W	BAKER & TAYLOR COMPANY	2,368.83	
610365	02/25/2016	W/R	BARBARA A FRYE	1,441.50	02/25/2016
610366	02/25/2016	W/W	BEYOND WORDS: MUSIC & DANCE	280.00	
610367	02/25/2016	W/R	BOBBIE FOY	98.52	02/25/2016
610368	02/25/2016	W/W	BOOKSOURCE	455.58	
610369	02/25/2016	W/R	DAIRYMENS	6,301.62	02/29/2016
610370	02/25/2016	W/W	BRICKER & ECKLER LLP	4,262.50	

Date: 3/04/2016

C H E C K R E G I S T E R
Processing Month: February 2016
MEDINA CITY SCHOOL DISTRICT

Page: 6
(CHKREG)

Check#	Check Date	Org Sta	Vendor Paid	Check Amount	Status Date
610371	02/25/2016	W/W	BRUNSWICK SOUTH MIDDLE SCHOOL	80.00	
610372	02/25/2016	W/W	BUEHLER'S MARKETS	270.53	
610373	02/25/2016	W/W	CANTON CITY SCHOOLS	40.00	
610374	02/25/2016	W/W	ADVANCE AUTO PARTS (CARQUEST)	38.99	
610375	02/25/2016	W/W	DOMINIC'S PIZZA	199.92	
610376	02/25/2016	W/W	CENTER MIDDLE SCHOOL	80.00	
610377	02/25/2016	W/R	CHRISTOPHER HASSINGER	59.60	02/25/2016
610378	02/25/2016	W/W	CHRONICLE TELEGRAM	377.28	
610379	02/25/2016	W/W	CHUCK'S CUSTOM, LLC	130.90	
610380	02/25/2016	W/W	CINTAS CORPORATION	534.51	
610381	02/25/2016	W/W	CLEVELAND CLINIC ATWORK	305.00	
610382	02/25/2016	W/W	OHIO CERAMICS SUPPLY, INC.	1,168.99	
610383	02/25/2016	W/W	COLUMBIA GAS OF OHIO, INC	11,394.87	
610384	02/25/2016	W/W	COMDOC, INC.	588.00	
610385	02/25/2016	W/W	CROWN TROPHY OF MEDINA	443.93	
610386	02/25/2016	W/W	CURRICULUM ASSOCIATES, INC	102.99	
610387	02/25/2016	W/W	DAMON INDUSTRIES	1,767.19	
610388	02/25/2016	W/W	DANE HUTCHMAN	35.61	
610389	02/25/2016	W/W	DAVID MCGURK	225.00	
610390	02/25/2016	W/R	DEBBIE QUAIDER	8.23	02/25/2016
610391	02/25/2016	W/R	DEBRA LEONARD	12.96	02/25/2016
610392	02/25/2016	W/W	DMO FOOD EQUIPMENT	3,776.01	
610393	02/25/2016	W/W	DOMINO'S PIZZA	221.00	
610394	02/25/2016	W/W	DRAMATIST PLAY SERVICE	44.70	
610395	02/25/2016	W/W	EDUCATIONAL SERVICE CENTER	27,540.00	
610396	02/25/2016	W/R	ELDORA LAVDAS	96.32	02/25/2016
610397	02/25/2016	W/R	ELIZABETH RISSMILLER	787.50	02/25/2016
610398	02/25/2016	W/W	ERICKA KOTT	32.98	
610399	02/25/2016	W/W	ESC OF MEDINA COUNTY	74,659.36	
610400	02/25/2016	W/W	FEDERAL EXPRESS CORP	34.95	
610401	02/25/2016	W/W	FEEDING MEDINA COUNTY	165.00	
610402	02/25/2016	W/W	FRONTIER	609.62	
610403	02/25/2016	W/W	GENE PTACEK & SON	1,373.75	
610404	02/25/2016	W/W	GORDON FOOD SERVICE	214.40	
610405	02/25/2016	W/W	GORDON FOOD SERVICE	39.15	
610406	02/25/2016	W/W	GRAINGER SUPPLY CO	290.47	
610407	02/25/2016	W/R	GREGORY MILLER	115.35	02/25/2016
610408	02/25/2016	W/W	GRIZZLY AUTO & TIRE	39.50	
610409	02/25/2016	W/W	HARRISON FORD MERCURY	112.55	
610410	02/25/2016	W/W	HOUSE OF FLOWERS & GIFTS	157.70	
610411	02/25/2016	W/W	ICANDI GRAPHICS	833.01	
610412	02/25/2016	W/W	ICE CREAM SPECIALTIES	1,143.85	
610413	02/25/2016	W/W	INNOVATIVE SOLUTIONS	1,925.00	
610414	02/25/2016	W/W	IRC TEAM SPORTS	150.32	
610415	02/25/2016	W/W	JACCO & ASSOCIATES, INC.	192.65	
610416	02/25/2016	W/R	JAMA JOHNSON	37.00	02/25/2016
610417	02/25/2016	W/W	JE CARSTEN COMPANY	383.65	
610418	02/25/2016	W/R	JENIFER SCOTT	248.36	02/25/2016
610419	02/25/2016	W/W	JESSICA MCLEOD	66.00	
610420	02/25/2016	W/R	JESSICA WHITE	24.19	02/25/2016
610421	02/25/2016	W/W	JIM DAVIS	20.52	
610422	02/25/2016	W/W	JIMMY JOHN'S	107.40	

Date: 3/04/2016

C H E C K R E G I S T E R
Processing Month: February 2016
MEDINA CITY SCHOOL DISTRICT

Page: 7
(CHKREG)

Check#	Check Date	Org Sta	Vendor Paid	Check Amount	Status Date
610423	02/25/2016	W/R	JULIA COPLEY	56.92	02/25/2016
610424	02/25/2016	W/R	JULIE PHILLIPS	145.54	02/25/2016
610425	02/25/2016	W/W	JULIE TESKE	18.00	
610426	02/25/2016	W/W	JW PEPPER & SON, INC.	91.96	
610427	02/25/2016	W/W	KAASP	50.00	
610428	02/25/2016	W/R	KAREN McGINTY	41.47	02/25/2016
610429	02/25/2016	W/R	KARISSA LISTON	34.56	02/25/2016
610430	02/25/2016	W/W	KENT STATE UNIVERSITY	150.00	
610431	02/25/2016	W/W	KERRI DAW	37.31	
610432	02/25/2016	W/R	KIM HALLOCK	28.28	02/25/2016
610433	02/25/2016	W/R	KRISTIE BRYNIARSKI	24.97	02/25/2016
610434	02/25/2016	W/R	LAURA CALAIACOVO	53.34	02/25/2016
610435	02/25/2016	W/W	LAURA GESCHKE	254.04	
610436	02/25/2016	W/W	LIBERTY MUTUAL INSURANCE	9,043.80	
610437	02/25/2016	W/W	LODI LUMBER	766.17	
610438	02/25/2016	W/R	LORI S KELLY	2,790.00	02/25/2016
610439	02/25/2016	W/R	LYNSEY EICK	37.34	02/25/2016
610440	02/25/2016	W/W	M.C. DJ SERVICES, INC.	850.00	
610441	02/25/2016	W/R	MANDY RIEGLER	33.95	02/25/2016
610442	02/25/2016	W/W	MARCIA AGUIAR	366.43	
610443	02/25/2016	W/W	MARCO'S PIZZA, INC	40.45	
610444	02/25/2016	W/W	MCGRAW-HILL SCHOOL EDU. LLC	25.05	
610445	02/25/2016	W/W	MCM ELECTRONICS	200.77	
610446	02/25/2016	W/R	MCS FOOD SERVICE DEPT.	503.77	02/29/2016
610447	02/25/2016	W/R	MEDINA CREATIVE ACCESSIBILITY	152.00	02/25/2016
610448	02/25/2016	W/W	MEDINA GLASS COMPANY	271.45	
610449	02/25/2016	W/W	MEGAN PERKINS	525.00	
610450	02/25/2016	W/W	META SOLUTIONS	13,388.45	
610451	02/25/2016	W/W	MICHAEL WESNER	450.00	
610452	02/25/2016	W/W	MNJ TECHNOLOGIES DIRECT INC.	2,501.80	
610453	02/25/2016	W/W	MONTVILLE POLICE DEPARTMENT	46.00	
610454	02/25/2016	W/W	MSB CONSULTING GROUP, LLC	414.22	
610455	02/25/2016	W/W	MULTI-COUNTY JUVENILE	2,683.26	
610456	02/25/2016	W/W	MYRA BOWYER	472.50	
610457	02/25/2016	W/R	NANCY WOJCIAK	364.35	02/25/2016
610458	02/25/2016	W/W	NAPA AUTOMOTIVE PARTS & SERVIC	47.45	
610459	02/25/2016	W/W	NASCO	89.18	
610460	02/25/2016	W/W	NATIONAL SPEECH & DEBATE ASSOC	100.00	
610461	02/25/2016	W/W	NICKLES BAKERY	1,914.69	
610462	02/25/2016	W/R	NICOLE CALERIS	22.16	02/25/2016
610463	02/25/2016	W/W	OHIO POOL EQUIP. & SUPPLY CO.	493.09	
610464	02/25/2016	W/W	OAEP	210.00	
610465	02/25/2016	W/W	OAESA	275.00	
610466	02/25/2016	W/W	OASBO	1,275.00	
610467	02/25/2016	W/W	OASSA	490.00	
610468	02/25/2016	W/W	OHIO BUREAU OF WORKERS	11,135.01	
610469	02/25/2016	W/W	OHIO EDISON COMPANY	762.24	
610470	02/25/2016	W/W	OHIO SCHOOL BOARDS ASSOC	7,342.00	
610471	02/25/2016	W/W	OMEA	760.00	
610472	02/25/2016	W/W	PAUL ANDERSON	740.00	
610473	02/25/2016	W/R	PAUL KIDD	109.08	02/25/2016
610474	02/25/2016	W/W	CAFETERIA-PEPSI COLA ORDERS	470.10	

Date: 3/04/2016

C H E C K R E G I S T E R
Processing Month: February 2016
MEDINA CITY SCHOOL DISTRICT

Page: 8
(CHKREG)

Check#	Check Date	Org Sta	Vendor Paid	Check Amount	Status Date
610475	02/25/2016	W/W	PITSCO	671.01	
610476	02/25/2016	W/W	POINT SPRING & DRIVESHAFT CO	947.82	
610477	02/25/2016	W/W	PRAXAIR	22.90	
610478	02/25/2016	W/W	PRO-ED, INC.	1,433.30	
610479	02/25/2016	W/W	PSI AFFILIATES, INC.	25,927.27	
610480	02/25/2016	W/W	RACHEL VIDA	32.68	
610481	02/25/2016	W/R	REBECCA GIBSON	28.09	02/25/2016
610482	02/25/2016	W/W	REINHARDT SUPPLY COMPANY	2,224.92	
610483	02/25/2016	W/W	RICH BOBEY	82.76	
610484	02/25/2016	W/W	RITCHIES SPORTING GOODS	997.65	
610485	02/25/2016	W/W	RJ VERNAK REFRIGERATION	575.50	
610486	02/25/2016	W/W	SANSON COMPANY	2,338.10	
610487	02/25/2016	W/W	SC STRATEGIC SOLUTIONS LLC	4,532.47	
610488	02/25/2016	W/W	SCHOOL HEALTH CORPORATION	79.97	
610489	02/25/2016	W/W	SCHOOL SPECIALTY, INC	1,330.35	
610490	02/25/2016	W/W	CLASSROOM DIRECT	237.85	
610491	02/25/2016	W/R	SENDERO THERAPIES, INC.	13,289.10	02/25/2016
610492	02/25/2016	W/W	SHEARER EQUIPMENT	45.04	
610493	02/25/2016	W/W	SMITH PETERS KALAIL CO., LPA	1,734.50	
610494	02/25/2016	W/W	STANDARD WELDING & STEEL	321.60	
610495	02/25/2016	W/W	STAPLES BUSINESS ADVANTAGE	859.32	
610496	02/25/2016	W/W	STEPHEN SIVARD	390.00	
610497	02/25/2016	W/W	STEPS ACADEMY	10,750.00	
610498	02/25/2016	W/R	STEVEN MISHLER	215.00	02/25/2016
610499	02/25/2016	W/W	SUBURBAN SCHOOL	33,061.00	
610500	02/25/2016	W/W	TALBERT'S COMMERCIAL PRODUCTS	299.23	
610501	02/25/2016	W/W	VERIZON BUSINESS	837.47	
610502	02/25/2016	W/W	VERIZON WIRELESS	331.74	
610503	02/25/2016	W/R	WENDI CLARDY	27.27	02/25/2016
610504	02/25/2016	W/W	WESTWOOD MIDDLE SCHOOL	80.00	
610505	02/25/2016	W/R	WINDFALL INDUSTRIES	1,015.20	02/29/2016
610506	02/25/2016	W/W	WOODSY'S MUSIC	900.00	
610507	02/25/2016	W/W	ZINKAN ENTERPRISES, INC.	2,200.00	
610508	02/25/2016	W/W	BARB WRIGHT	75.00	
610509	02/25/2016	W/W	CATHERINE K SWONGER	75.00	
610510	02/25/2016	W/W	DEBORAH SUMMERS	75.00	
610511	02/25/2016	W/W	KATHLEEN MCINTIRE	75.00	
610512	02/25/2016	W/W	KRISTEN KASMARCAK GEORGI	75.00	
610513	02/25/2016	W/W	LYNNE TRAUT	75.00	
610514	02/25/2016	W/W	MAXINE MATOVIC	75.00	
610515	02/25/2016	B/B	RYAN LUTZ	239.00	
610516	02/25/2016	B/B	SHELLY SANTILLO	9.99	
942309	02/12/2016	C/C	MEMO -MEDINA CITY SCHOOLS	1,693,521.56	
942310	02/29/2016	C/C	MEMO -MEDINA CITY SCHOOLS	400.00	
942311	02/26/2016	C/C	MEMO -MEDINA CITY SCHOOLS	1,704,049.57	

Total Checks Issued \$ 6,545,177.63

Date: 03/01/16
Time: 10:00 am

MEDINA CITY SCHOOL DISTRICT
Appropriation Account Summary
SORTED BY FUND-SCC

Page: 1
(APPSUM)

FYTD Appropriated	Prior FY Carryover Encumbrances	FYTD Expendable	FYTD Actual Expenditures	MTD Actual Expenditures	Current Encumbrances	FYTD Unencumbered Balance	FYTD Percent Exp/Enc
*****TOTAL FOR FUND-SCC 001 0000 (GENERAL FUND):							
68,418,809.84	638,951.71	69,057,761.55	45,300,508.24	4,551,490.55	1,762,941.40	21,994,311.91	68.15
=====							
*****TOTAL FOR FUND-SCC 002 0000 (BOND RETIREMENT):							
1,421,850.00	0.00	1,421,850.00	1,312,499.03	0.00	0.00	109,350.97	92.31
=====							
*****TOTAL FOR FUND-SCC 002 9000 (BOND RETIREMENT - NEW ELEM/SR HIGH):							
4,326,111.50	0.00	4,326,111.50	3,354,000.72	0.00	0.00	972,110.78	77.53
=====							
*****TOTAL FOR FUND-SCC 002 9012 (LOCAL SALES TAX RETIREMENT OF COPS):							
1,687,932.12	0.00	1,687,932.12	1,179,013.37	0.00	505,918.75	3,000.00	99.82
=====							
*****TOTAL FOR FUND-SCC 002 9014 (CONSOLIDATION - ENERGY & TRANSP NOTES):							
348,731.25	0.00	348,731.25	318,824.96	0.00	0.00	29,906.29	91.42
=====							
*****TOTAL FOR FUND-SCC 003 0000 (PERMANENT IMPROVEMENT FUND):							
4,628.88	0.00	4,628.88	0.00	0.00	0.00	4,628.88	0.00
=====							
*****TOTAL FOR FUND-SCC 003 9001 (MEDINA CITY REC CENTER-PERMANENT IMPROV.):							
138,000.00	4,715.00	142,715.00	6,508.75	360.00-	3,300.00	132,906.25	6.87
=====							
*****TOTAL FOR FUND-SCC 006 0000 (LUNCHROOM FUND):							
2,389,585.78	4,817.13	2,394,402.91	1,497,350.30	180,321.48	135,331.90	761,720.71	68.19
=====							
*****TOTAL FOR FUND-SCC 007 9004 (COLLINS SCHOLARSHIP/POST-GRADUATE):							
15,000.00	0.00	15,000.00	0.00	0.00	0.00	15,000.00	0.00
=====							
*****TOTAL FOR FUND-SCC 007 9333 (RIOS STUDENT LEADER SCHOLAR.):							
20,000.00	0.00	20,000.00	0.00	0.00	0.00	20,000.00	0.00
=====							

Date: 03/01/16
Time: 10:00 am

MEDINA CITY SCHOOL DISTRICT
Appropriation Account Summary
SORTED BY FUND-SCC

Page: 2
(APPSUM)

FYTD Appropriated	Prior FY Carryover Encumbrances	FYTD Expendable	FYTD Actual Expenditures	MTD Actual Expenditures	Current Encumbrances	FYTD Unencumbered Balance	FYTD Percent Exp/Enc
*****TOTAL FOR FUND-SCC 008 9002 (KANEHL MUSIC TRUST):							
250.00	0.00	250.00	0.00	0.00	0.00	250.00	0.00
=====							
*****TOTAL FOR FUND-SCC 008 9003 (RICHARD HOFFMAN COLLINS MEMORIAL SCHOLARSHIP):							
18,000.00	0.00	18,000.00	0.00	0.00	0.00	18,000.00	0.00
=====							
*****TOTAL FOR FUND-SCC 008 9112 (ELAINE BUSHMAN FUND):							
1,000.00	0.00	1,000.00	0.00	0.00	0.00	1,000.00	0.00
=====							
*****TOTAL FOR FUND-SCC 009 9000 (STAR):							
22,500.00	0.00	22,500.00	0.00	0.00	0.00	22,500.00	0.00
=====							
*****TOTAL FOR FUND-SCC 009 9110 (UNIFORM SUPPLIES GARFIELD):							
14,031.00	376.36	14,407.36	2,743.97	529.81	1,962.39	9,701.00	32.67
=====							
*****TOTAL FOR FUND-SCC 009 9120 (UNIFORM SUPPLIES - CANAVAN):							
15,751.00	0.00	15,751.00	10,909.60	47.67	0.00	4,841.40	69.26
=====							
*****TOTAL FOR FUND-SCC 009 9130 (UNIFORM SUPPLIES - FENN):							
19,031.00	0.00	19,031.00	9,253.19	0.00	4,000.00	5,777.81	69.64
=====							
*****TOTAL FOR FUND-SCC 009 9140 (UNIFORM SUPPLIES - HERITAGE):							
14,858.00	1,452.00	16,310.00	12,900.33	0.00	0.00	3,409.67	79.09
=====							
*****TOTAL FOR FUND-SCC 009 9160 (UNIFORM SUPPLIES - BLAKE):							
16,548.00	149.93	16,697.93	13,278.88	115.35	370.57	3,048.48	81.74
=====							
*****TOTAL FOR FUND-SCC 009 9170 (UNIFORM SUPPLIES - RALPH WAITE ELEMENTARY):							
22,231.00	0.00	22,231.00	15,557.78	708.67	426.81	6,246.41	71.90
=====							

Date: 03/01/16
Time: 10:00 am

MEDINA CITY SCHOOL DISTRICT
Appropriation Account Summary
SORTED BY FUND-SCC

Page: 3
(APPSUM)

FYTD Appropriated	Prior FY Carryover Encumbrances	FYTD Expendable	FYTD Actual Expenditures	MTD Actual Expenditures	Current Encumbrances	FYTD Unencumbered Balance	FYTD Percent Exp/Enc
*****TOTAL FOR FUND-SCC 009 9180 (UNIFORM SUPPLIES - ELIZA NORTHROP ELEMENTARY):							
18,119.00	0.00	18,119.00	11,094.18	0.00	0.00	7,024.82	61.23
=====							
*****TOTAL FOR FUND-SCC 009 9200 (UNIFORM SUPPLIES - CLAGGETT MIDDLE SCHOOL):							
62,795.00	410.00	63,205.00	47,123.94	0.00	400.00	15,681.06	75.19
=====							
*****TOTAL FOR FUND-SCC 009 9210 (UNIFORM SUPPLIES - A.I. ROOT MIDDLE SCHOOL):							
46,158.00	0.00	46,158.00	39,558.67	0.00	4,758.23	1,841.10	96.01
=====							
*****TOTAL FOR FUND-SCC 009 9300 (UNIFORM SUPPLIES - SENIOR HIGH SCHOOL):							
184,282.00	24,706.41	208,988.41	73,366.44	4,657.11	52,151.55	83,470.42	60.06
=====							
*****TOTAL FOR FUND-SCC 014 9015 (MEDINA CNTY JUV DET CNTR FY 15):							
114,156.31	0.00	114,156.31	59,521.94	0.00	0.00	54,634.37	52.14
=====							
*****TOTAL FOR FUND-SCC 014 9016 (MEDINA CNTY JUV DET CNTR):							
250,000.00	0.00	250,000.00	145,719.07	18,957.84	0.00	104,280.93	58.29
=====							
*****TOTAL FOR FUND-SCC 014 9115 (EVOLVE FY 15):							
222,933.77	28,036.72	250,970.49	225,971.07	0.00	21.25	24,978.17	90.05
=====							
*****TOTAL FOR FUND-SCC 014 9116 (EVOLVE FY 16):							
583,714.46	0.00	583,714.46	260,615.41	33,771.09	98.61	323,000.44	44.66
=====							
*****TOTAL FOR FUND-SCC 016 0000 (EMERGENCY LEVY):							
3,236,960.00	10,520.00	3,247,480.00	2,236,530.61	226,164.75	21,233.60	989,715.79	69.52
=====							
*****TOTAL FOR FUND-SCC 018 9110 (PRINCIPAL'S FUND - GARFIELD):							
11,000.00	0.00	11,000.00	3,890.81	415.48	1,904.13	5,205.06	52.68
=====							

Date: 03/01/16
Time: 10:00 am

MEDINA CITY SCHOOL DISTRICT
Appropriation Account Summary
SORTED BY FUND-SCC

Page: 4
(APPSUM)

FYTD Appropriated	Prior FY Carryover Encumbrances	FYTD Expendable	FYTD Actual Expenditures	MTD Actual Expenditures	Current Encumbrances	FYTD Unencumbered Balance	FYTD Percent Exp/Enc
*****TOTAL FOR FUND-SCC 018 9111 (GARFIELD SCHOOL STORE):							
500.00	0.00	500.00	142.70	0.00	0.00	357.30	28.54
=====							
*****TOTAL FOR FUND-SCC 018 9113 (GARFIELD MEDIA CENTER):							
3,500.00	0.00	3,500.00	0.00	0.00	0.00	3,500.00	0.00
=====							
*****TOTAL FOR FUND-SCC 018 9120 (PRINCIPAL - CANAVAN):							
31,000.00	2,918.97	33,918.97	7,043.32	1,223.93	5,691.07	21,184.58	37.54
=====							
*****TOTAL FOR FUND-SCC 018 9123 (BOOK FAIR - CANAVAN):							
10,000.00	0.00	10,000.00	5,552.27	0.00	0.00	4,447.73	55.52
=====							
*****TOTAL FOR FUND-SCC 018 9130 (PRINCIPAL - FENN):							
41,450.00	0.00	41,450.00	3,845.47	722.15-	14,719.15	22,885.38	44.79
=====							
*****TOTAL FOR FUND-SCC 018 9132 (FENN SCHOOL STORE):							
1,465.46	0.00	1,465.46	524.47	0.00	300.00	640.99	56.26
=====							
*****TOTAL FOR FUND-SCC 018 9133 (BOOK FAIR - FENN):							
7,964.74	0.00	7,964.74	0.00	0.00	0.00	7,964.74	0.00
=====							
*****TOTAL FOR FUND-SCC 018 9135 (MEDINA SKI TEAM - DISTRICTWIDE):							
6,000.00	0.00	6,000.00	3,804.00-	75.00-	5,000.00	4,804.00	19.93
=====							
*****TOTAL FOR FUND-SCC 018 9140 (PRINCIPAL'S FUND - HERITAGE):							
6,900.00	10,951.04	17,851.04	13,835.14	1,056.22	995.88	3,020.02	83.08
=====							
*****TOTAL FOR FUND-SCC 018 9143 (HERITAGE MEDIA CENTER):							
6,200.00	0.00	6,200.00	5,040.38	0.00	0.00	1,159.62	81.30
=====							

Date: 03/01/16
Time: 10:00 am

MEDINA CITY SCHOOL DISTRICT
Appropriation Account Summary
SORTED BY FUND-SCC

Page: 5
(APPSUM)

FYTD Appropriated	Prior FY Carryover Encumbrances	FYTD Expendable	FYTD Actual Expenditures	MTD Actual Expenditures	Current Encumbrances	FYTD Unencumbered Balance	FYTD Percent Exp/Enc
*****TOTAL FOR FUND-SCC 018 9160 (PRINCIPAL'S FUND - H G BLAKE):							
20,900.00	149.95	21,049.95	8,171.20	791.65	1,863.49	11,015.26	47.67
=====							
*****TOTAL FOR FUND-SCC 018 9163 (BLAKE MEDIA CENTER):							
4,000.00	0.00	4,000.00	0.00	0.00	0.00	4,000.00	0.00
=====							
*****TOTAL FOR FUND-SCC 018 9170 (PRINCIPALS FUND - RALPH WAITE ELEMENTARY):							
25,800.00	0.00	25,800.00	7,073.91	1,100.10-	4,977.82	13,748.27	46.71
=====							
*****TOTAL FOR FUND-SCC 018 9173 (MEDIA CENTER RALPH WAITE ELEMENTARY):							
5,500.00	0.00	5,500.00	5,500.00	0.00	0.00	0.00	100.00
=====							
*****TOTAL FOR FUND-SCC 018 9180 (PRINCIPALS FUND ELIZA NORTHROP ELEMENTARY):							
14,100.00	1,768.31	15,868.31	7,179.61	205.62	1,193.02	7,495.68	52.76
=====							
*****TOTAL FOR FUND-SCC 018 9183 (MEDIA CENTER ELIZA NORTHROP ELEMENTARY):							
5,000.00	0.00	5,000.00	4,507.46	0.00	0.00	492.54	90.15
=====							
*****TOTAL FOR FUND-SCC 018 9200 (PRINCIPAL'S FUND - CLAGGETT M.S.):							
26,500.00	1,711.58	28,211.58	9,021.04	407.11	6,352.51	12,838.03	54.49
=====							
*****TOTAL FOR FUND-SCC 018 9203 (CLAGGETT M.S. MEDIA CENTER):							
6,671.96	0.00	6,671.96	3,661.52	0.00	1,194.00	1,816.44	72.78
=====							
*****TOTAL FOR FUND-SCC 018 9210 (PRINCIPAL'S FUND - ROOT M.S.):							
28,000.00	3,571.78	31,571.78	14,546.41	1,887.62	5,818.47	11,206.90	64.50
=====							
*****TOTAL FOR FUND-SCC 018 9211 (ROOT M.S. MEDIA CENTER):							
7,606.87	1,528.93	9,135.80	4,385.75	0.00	0.00	4,750.05	48.01
=====							

Date: 03/01/16
Time: 10:00 am

MEDINA CITY SCHOOL DISTRICT
Appropriation Account Summary
SORTED BY FUND-SCC

Page: 6
(APPSUM)

FYTD Appropriated	Prior FY Carryover Encumbrances	FYTD Expendable	FYTD Actual Expenditures	MTD Actual Expenditures	Current Encumbrances	FYTD Unencumbered Balance	FYTD Percent Exp/Enc
*****TOTAL FOR FUND-SCC 018 9300 (PRINCIPAL'S FUND - SENIOR HIGH):							
78,000.00	3,038.25	81,038.25	27,474.80	3,681.47	9,665.18	43,898.27	45.83
=====							
*****TOTAL FOR FUND-SCC 018 9303 (PERFORMING ARTS):							
35,200.00	8,168.29	43,368.29	20,997.63	647.79	22,120.85	249.81	99.42
=====							
*****TOTAL FOR FUND-SCC 018 9304 (BATTLING BEES BOOKSTORE):							
17,100.00	0.00	17,100.00	5,606.30	814.57	2,292.08	9,201.62	46.19
=====							
*****TOTAL FOR FUND-SCC 018 9901 (PUBLIC SCHOOL SUPPORT - INSTRUCTION DEPT.):							
6,000.00	0.00	6,000.00	6,156.81	768.98	2,373.62	2,530.43-	142.17
=====							
*****TOTAL FOR FUND-SCC 018 9905 (PUBLIC SCHOOL SUPPORT/STUDENT SERVICES):							
24,000.00	0.00	24,000.00	14,030.63	976.81	3,000.00	6,969.37	70.96
=====							
*****TOTAL FOR FUND-SCC 018 9906 (COMMUNICATIONS - PUBLIC SCHOOL SUPPORT):							
2,530.00	0.00	2,530.00	2,505.00	0.00	0.00	25.00	99.01
=====							
*****TOTAL FOR FUND-SCC 018 9920 (TRSP FUND):							
3,200.00	0.00	3,200.00	408.52	44.00-	547.48	2,244.00	29.88
=====							
*****TOTAL FOR FUND-SCC 019 9016 (MCDAC GRANT FY16):							
82,368.00	0.00	82,368.00	72,925.20	8,710.16	0.00	9,442.80	88.54
=====							
*****TOTAL FOR FUND-SCC 019 9023 (PUBLIC EDUCATION LEADERSHIP COMMUNITY GRANTS):							
16,178.60	0.00	16,178.60	16,178.59	0.00	0.00	0.01	100.00
=====							
*****TOTAL FOR FUND-SCC 019 9142 (STEPHENSON FOUNDATION-MHS):							
4,500.00	0.00	4,500.00	0.00	0.00	0.00	4,500.00	0.00
=====							

Date: 03/01/16
Time: 10:00 am

MEDINA CITY SCHOOL DISTRICT
Appropriation Account Summary
SORTED BY FUND-SCC

Page: 7
(APPSUM)

FYTD Appropriated	Prior FY Carryover Encumbrances	FYTD Expendable	FYTD Actual Expenditures	MTD Actual Expenditures	Current Encumbrances	FYTD Unencumbered Balance	FYTD Percent Exp/Enc
*****TOTAL FOR FUND-SCC 019 9180 (PPG INNOVATIVE CLASSROOM GRANT-NORTHROP):							
999.00	0.00	999.00	0.00	0.00	0.00	999.00	0.00
=====							
*****TOTAL FOR FUND-SCC 019 9613 (FUEL UP - CONDOSTA - ROOT - FY13):							
500.00	0.00	500.00	0.00	0.00	0.00	500.00	0.00
=====							
*****TOTAL FOR FUND-SCC 019 9715 (FUEL UP - BLAKE - FY15):							
224.00	0.00	224.00	75.49	0.00	148.00	0.51	99.77
=====							
*****TOTAL FOR FUND-SCC 019 9816 (PPG INDUSTRIES GRANT HS):							
1,000.00	0.00	1,000.00	1,000.00	0.00	0.00	0.00	100.00
=====							
*****TOTAL FOR FUND-SCC 020 9001 (TRANSPORTATION ENTERPRISE):							
40,000.00	7,294.67	47,294.67	9,317.75	380.73	5,279.16	32,697.76	30.86
=====							
*****TOTAL FOR FUND-SCC 022 9000 (Unclaimed funds):							
5,000.00	0.00	5,000.00	0.00	0.00	0.00	5,000.00	0.00
=====							
*****TOTAL FOR FUND-SCC 022 9300 (OH HIGH SCHOOL ATH ASSOC FUND):							
139,999.50	0.00	139,999.50	47,431.97	0.00	0.00	92,567.53	33.88
=====							
*****TOTAL FOR FUND-SCC 024 9001 (MEDICAL AND DRUG/SELF INSURANCE FUNDS):							
7,254,229.00	90,984.20	7,345,213.20	5,270,848.91	526,002.80	1,973,647.31	100,716.98	98.63
=====							
*****TOTAL FOR FUND-SCC 024 9002 (DENTAL SELF INSURANCE FUNDS):							
650,000.00	0.00	650,000.00	403,101.40	50,662.00	0.00	246,898.60	62.02
=====							
*****TOTAL FOR FUND-SCC 024 9094 (FLEX PRO):							
8,500.00	0.00	8,500.00	4,771.50	508.20	3,309.00	419.50	95.06
=====							

Date: 03/01/16
Time: 10:00 am

MEDINA CITY SCHOOL DISTRICT
Appropriation Account Summary
SORTED BY FUND-SCC

Page: 8
(APPSUM)

FYTD Appropriated	Prior FY Carryover Encumbrances	FYTD Expendable	FYTD Actual Expenditures	MTD Actual Expenditures	Current Encumbrances	FYTD Unencumbered Balance	FYTD Percent Exp/Enc
*****TOTAL FOR FUND-SCC 027 0000 (WORKMANS COMP.-SELF INS):							
190,000.00	0.00	190,000.00	54,123.05	11,135.01	18,478.55	117,398.40	38.21
=====							
*****TOTAL FOR FUND-SCC 071 9013 (LOCAL SALES TAX PERMANENT IMPROVEMENTS):							
2,821,212.50	41,157.85	2,862,370.35	2,231,394.16	1,143.00	36,359.33	594,616.86	79.23
=====							
*****TOTAL FOR FUND-SCC 200 9110 (GARFIELD STUDENT COUNCIL/K-KIDS CLUB):							
1,200.00	0.00	1,200.00	141.09	24.19	100.81	958.10	20.16
=====							
*****TOTAL FOR FUND-SCC 200 9121 (ELLA CANAVAN STUDENT COUNCIL):							
1,000.00	0.00	1,000.00	560.06	0.00	439.94	0.00	100.00
=====							
*****TOTAL FOR FUND-SCC 200 9185 (K-KIDS KIWANIS ACTIVITY CLUB-NORTHROP):							
3,000.00	200.00	3,200.00	993.09	402.64	1,200.00	1,006.91	68.53
=====							
*****TOTAL FOR FUND-SCC 200 9202 (CLAGGETT MIDDLE SCH. STUDENT COUNCIL):							
5,000.00	0.00	5,000.00	3,384.47	0.00	737.69	877.84	82.44
=====							
*****TOTAL FOR FUND-SCC 200 9205 (CLAGGETT MIDDLE SCH. BUILDERS CLUB):							
800.00	0.00	800.00	0.00	0.00	60.00	740.00	7.50
=====							
*****TOTAL FOR FUND-SCC 200 9209 (CLAGGETT MIDDLE SCHOOL DRAMA CLUB):							
5,000.00	128.82	5,128.82	2,593.24	1,462.74	1,537.26	998.32	80.54
=====							
*****TOTAL FOR FUND-SCC 200 9256 (DRAMA CLUB - ROOT M.S.):							
2,980.00	0.00	2,980.00	2,902.83	2,902.83	77.17	0.00	100.00
=====							
*****TOTAL FOR FUND-SCC 200 9258 (STUDENT COUNCIL - ROOT M.S.):							
850.00	0.00	850.00	279.02	157.70	92.30	478.68	43.68
=====							

Date: 03/01/16
Time: 10:00 am

MEDINA CITY SCHOOL DISTRICT
Appropriation Account Summary
SORTED BY FUND-SCC

Page: 9
(APPSUM)

FYTD Appropriated	Prior FY Carryover Encumbrances	FYTD Expendable	FYTD Actual Expenditures	MTD Actual Expenditures	Current Encumbrances	FYTD Unencumbered Balance	FYTD Percent Exp/Enc
*****TOTAL FOR FUND-SCC 200 9301 (YOUNG AMERICANS FOR FREEDOM):							
1,000.00	0.00	1,000.00	0.00	0.00	0.00	1,000.00	0.00
=====							
*****TOTAL FOR FUND-SCC 200 9302 (ART CLUB):							
200.00	0.00	200.00	0.00	0.00	130.00	70.00	65.00
=====							
*****TOTAL FOR FUND-SCC 200 9305 (CHEMCLUB):							
300.00	0.00	300.00	0.00	0.00	0.00	300.00	0.00
=====							
*****TOTAL FOR FUND-SCC 200 9307 (CHOIR):							
45,000.00	4,712.10	49,712.10	6,854.46	760.00	10,366.54	32,491.10	34.64
=====							
*****TOTAL FOR FUND-SCC 200 9312 (DRAMA CLUB):							
34,110.00	85.00	34,195.00	3,942.86	319.06	29,631.50	620.64	98.18
=====							
*****TOTAL FOR FUND-SCC 200 9318 (G. L. C.):							
2,700.00	0.00	2,700.00	397.50	0.00	1,700.00	602.50	77.69
=====							
*****TOTAL FOR FUND-SCC 200 9321 (KEY CLUB):							
22,500.00	0.00	22,500.00	3,594.47	1,315.00	5,933.41	12,972.12	42.35
=====							
*****TOTAL FOR FUND-SCC 200 9323 (MEDINAMITE):							
960.00	0.00	960.00	300.00	0.00	370.00	290.00	69.79
=====							
*****TOTAL FOR FUND-SCC 200 9324 (MEDINIAN):							
24,000.00	2,000.00	26,000.00	2,446.40	928.97	790.13	22,763.47	12.45
=====							
*****TOTAL FOR FUND-SCC 200 9325 (MUSIC - BAND):							
10,000.00	0.00	10,000.00	1,796.74	225.00	3,203.26	5,000.00	50.00
=====							

Date: 03/01/16
Time: 10:00 am

MEDINA CITY SCHOOL DISTRICT
Appropriation Account Summary
SORTED BY FUND-SCC

Page: 10
(APPSUM)

FYTD Appropriated	Prior FY Carryover Encumbrances	FYTD Expendable	FYTD Actual Expenditures	MTD Actual Expenditures	Current Encumbrances	FYTD Unencumbered Balance	FYTD Percent Exp/Enc
*****TOTAL FOR FUND-SCC 200 9326 (NATIONAL HONOR SOCIETY):							
6,000.00	0.00	6,000.00	0.00	0.00	3,000.00	3,000.00	50.00
=====							
*****TOTAL FOR FUND-SCC 200 9327 (ORCHESTRA):							
16,000.00	0.00	16,000.00	0.00	0.00	7,500.00	8,500.00	46.88
=====							
*****TOTAL FOR FUND-SCC 200 9332 (SPANISH CLUB):							
4,700.00	210.22	4,910.22	2,277.40	0.00	188.55	2,444.27	50.22
=====							
*****TOTAL FOR FUND-SCC 200 9333 (STUDENT COUNCIL):							
58,000.00	20,965.09	78,965.09	42,185.42	603.15	1,887.10	34,892.57	55.81
=====							
*****TOTAL FOR FUND-SCC 200 9335 (LATIN CLUB):							
8,000.00	349.40	8,349.40	1,176.83	0.00	295.17	6,877.40	17.63
=====							
*****TOTAL FOR FUND-SCC 200 9337 (AMERICAN SIGN LANGUAGE CLUB):							
130.00	0.00	130.00	0.00	0.00	130.00	0.00	100.00
=====							
*****TOTAL FOR FUND-SCC 200 9339 (SPEECH/DEBATE CLUB):							
25,000.00	1,638.43	26,638.43	13,198.75	735.50	7,744.54	5,695.14	78.62
=====							
*****TOTAL FOR FUND-SCC 200 9340 (S. A. D. D.):							
2,000.00	166.55	2,166.55	931.51	0.00	572.19	662.85	69.41
=====							
*****TOTAL FOR FUND-SCC 200 9346 (PENGUIN BOWL/NOSB):							
700.00	0.00	700.00	0.00	0.00	340.00	360.00	48.57
=====							
*****TOTAL FOR FUND-SCC 200 9350 (TECHNOLOGY CLUB):							
1,800.00	933.00	2,733.00	1,688.31	775.46	25.00	1,019.69	62.69
=====							

Date: 03/01/16
Time: 10:00 am

MEDINA CITY SCHOOL DISTRICT
Appropriation Account Summary
SORTED BY FUND-SCC

Page: 11
(APPSUM)

FYTD Appropriated	Prior FY Carryover Encumbrances	FYTD Expendable	FYTD Actual Expenditures	MTD Actual Expenditures	Current Encumbrances	FYTD Unencumbered Balance	FYTD Percent Exp/Enc
*****TOTAL FOR FUND-SCC 200 9352 (VIDEO CLUB - SR HI):							
11,900.00	4,582.00	16,482.00	4,313.63	0.00	4,542.76	7,625.61	53.73
=====							
*****TOTAL FOR FUND-SCC 200 9353 (CHINESE CLUB):							
550.00	0.00	550.00	214.98	165.00	85.02	250.00	54.55
=====							
*****TOTAL FOR FUND-SCC 200 9355 (GAY STRAIGHT ALLIANCE):							
838.00	0.00	838.00	492.00	0.00	346.00	0.00	100.00
=====							
*****TOTAL FOR FUND-SCC 200 9380 (V O F T):							
40,000.00	611.08	40,611.08	12,002.38	0.00	6,222.87	22,385.83	44.88
=====							
*****TOTAL FOR FUND-SCC 200 9413 (CLASS OF 2013):							
706.16	0.00	706.16	0.00	0.00	0.00	706.16	0.00
=====							
*****TOTAL FOR FUND-SCC 200 9414 (CLASS OF 2014):							
356.45	0.00	356.45	0.00	0.00	0.00	356.45	0.00
=====							
*****TOTAL FOR FUND-SCC 200 9415 (CLASS OF 2015):							
1,415.51	589.76	2,005.27	463.39	0.00	126.37	1,415.51	29.41
=====							
*****TOTAL FOR FUND-SCC 200 9416 (CLASS OF 2016):							
3,600.00	360.92	3,960.92	2,791.07	0.00	821.68	348.17	91.21
=====							
*****TOTAL FOR FUND-SCC 200 9417 (CLASS OF 2017):							
44,000.00	900.00	44,900.00	561.35	228.38	1,938.65	42,400.00	5.57
=====							
*****TOTAL FOR FUND-SCC 200 9418 (CLASS OF 2018):							
2,000.00	0.00	2,000.00	153.34	0.00	1,846.66	0.00	100.00
=====							

Date: 03/01/16
Time: 10:00 am

MEDINA CITY SCHOOL DISTRICT
Appropriation Account Summary
SORTED BY FUND-SCC

Page: 12
(APPSUM)

FYTD Appropriated	Prior FY Carryover Encumbrances	FYTD Expendable	FYTD Actual Expenditures	MTD Actual Expenditures	Current Encumbrances	FYTD Unencumbered Balance	FYTD Percent Exp/Enc
*****TOTAL FOR FUND-SCC 200 9419 (CLASS OF 2019):							
500.00	0.00	500.00	0.00	0.00	0.00	500.00	0.00
=====							
*****TOTAL FOR FUND-SCC 300 0000 (ATHLETIC FUND):							
358,862.50	27,222.11	386,084.61	248,753.86	17,169.30	66,573.05	70,757.70	81.67
=====							
*****TOTAL FOR FUND-SCC 300 9201 (CLAGGETT MIDDLE SCH. BAND FUND):							
35,000.00	0.00	35,000.00	15,226.82	0.00	0.00	19,773.18	43.51
=====							
*****TOTAL FOR FUND-SCC 300 9208 (CLAGGETT - 6TH GRADE TRIPS):							
154,000.00	0.00	154,000.00	100,631.33	0.00	84.00	53,284.67	65.40
=====							
*****TOTAL FOR FUND-SCC 300 9250 (ROOT M.S. BAND FUND):							
36,000.00	600.00	36,600.00	13,096.08	500.00	500.00	23,003.92	37.15
=====							
*****TOTAL FOR FUND-SCC 300 9253 (ROOT M.S. BEEHIVE):							
626.00	0.00	626.00	0.00	0.00	0.00	626.00	0.00
=====							
*****TOTAL FOR FUND-SCC 300 9258 (ROOT - DISTRICT SUPERVISED ACTIVITIES):							
108,507.50	0.00	108,507.50	94,109.50	0.00	0.00	14,398.00	86.73
=====							
*****TOTAL FOR FUND-SCC 300 9302 (BOYS VOLLEYBALL):							
6,100.00	0.00	6,100.00	125.00	125.00	3,875.00	2,100.00	65.57
=====							
*****TOTAL FOR FUND-SCC 300 9303 (HUDDLE/SHUDDLE):							
2,500.00	0.00	2,500.00	848.66	0.00	1,376.40	274.94	89.00
=====							
*****TOTAL FOR FUND-SCC 300 9304 (LINK CREW):							
3,475.00	0.00	3,475.00	1,987.90	0.00	1,412.10	75.00	97.84
=====							

Date: 03/01/16
Time: 10:00 am

MEDINA CITY SCHOOL DISTRICT
Appropriation Account Summary
SORTED BY FUND-SCC

Page: 13
(APPSUM)

FYTD Appropriated	Prior FY Carryover Encumbrances	FYTD Expendable	FYTD Actual Expenditures	MTD Actual Expenditures	Current Encumbrances	FYTD Unencumbered Balance	FYTD Percent Exp/Enc
*****TOTAL FOR FUND-SCC 300 9305 (MHS DANCE TEAM):							
900.00	400.00	1,300.00	598.96	0.00	650.00	51.04	96.07
=====							
*****TOTAL FOR FUND-SCC 300 9306 (MHS - DISTRICT SUPERVISED ACTIVITIES):							
1,000.00	0.00	1,000.00	119.70	0.00	0.00	880.30	11.97
=====							
*****TOTAL FOR FUND-SCC 300 9313 (DRAMA/MUSICAL):							
16,505.00	0.00	16,505.00	16,498.50	0.00	0.00	6.50	99.96
=====							
*****TOTAL FOR FUND-SCC 300 9325 (BAND - DISNEYLAND):							
13,000.00	0.00	13,000.00	0.00	0.00	0.00	13,000.00	0.00
=====							
*****TOTAL FOR FUND-SCC 300 9334 (BEEHIVE CAFE):							
13,550.00	2,343.17	15,893.17	7,372.31	523.29	4,526.67	3,994.19	74.87
=====							
*****TOTAL FOR FUND-SCC 300 9390 (GLOBAL TRIPS):							
1,500.00	0.00	1,500.00	0.00	0.00	0.00	1,500.00	0.00
=====							
*****TOTAL FOR FUND-SCC 401 9000 (ST FRANCIS - MOBILE UNIT):							
0.00	268,759.14	268,759.14	252,701.38	35,070.28	13,111.70	2,946.06	98.90
=====							
*****TOTAL FOR FUND-SCC 401 9015 (AUXILIARY FUNDS/ST FRANCIS FY15):							
0.00	83,565.88	83,565.88	83,565.88	0.00	0.00	0.00	100.00
=====							
*****TOTAL FOR FUND-SCC 401 9016 (AUXILIARY FUNDS/ST FRANCIS):							
395,218.46	0.00	395,218.46	178,282.61	35,775.34	59,503.26	157,432.59	60.17
=====							
*****TOTAL FOR FUND-SCC 401 9025 (AUX FUNDS NURTURY FY15):							
5,197.33	448.36	5,645.69	5,645.69	0.00	0.00	0.00	100.00
=====							

Date: 03/01/16
Time: 10:00 am

MEDINA CITY SCHOOL DISTRICT
Appropriation Account Summary
SORTED BY FUND-SCC

Page: 14
(APPSUM)

FYTD Appropriated	Prior FY Carryover Encumbrances	FYTD Expendable	FYTD Actual Expenditures	MTD Actual Expenditures	Current Encumbrances	FYTD Unencumbered Balance	FYTD Percent Exp/Enc
*****TOTAL FOR FUND-SCC 401 9026 (AUX FUNDS NURTURY):							
11,503.24	0.00	11,503.24	3,353.99	262.76	0.00	8,149.25	29.16
=====							
*****TOTAL FOR FUND-SCC 401 9035 (AUX FUNDS MCA FY15):							
40.63	9,569.25	9,609.88	9,609.88	0.00	0.00	0.00	100.00
=====							
*****TOTAL FOR FUND-SCC 401 9036 (AUX FUNDS MCA):							
128,573.00	0.00	128,573.00	60,487.11	6,079.29	8,754.40	59,331.49	53.85
=====							
*****TOTAL FOR FUND-SCC 401 9045 (KIDS COUNTRY FY15):							
0.00	13,909.15	13,909.15	13,909.15	0.00	0.00	0.00	100.00
=====							
*****TOTAL FOR FUND-SCC 401 9046 (AUX FUNDS KIDS COUNTRY):							
15,611.54	0.00	15,611.54	82.37	0.00	0.00	15,529.17	0.53
=====							
*****TOTAL FOR FUND-SCC 401 9064 (SM WONDERS FY14):							
1,094.40	0.00	1,094.40	1,094.40	0.00	0.00	0.00	100.00
=====							
*****TOTAL FOR FUND-SCC 401 9065 (SM WONDERS FY15):							
3,155.91	0.00	3,155.91	3,155.91	0.00	0.00	0.00	100.00
=====							
*****TOTAL FOR FUND-SCC 401 9066 (SM WONDERS):							
3,286.64	0.00	3,286.64	0.00	0.00	0.00	3,286.64	0.00
=====							
*****TOTAL FOR FUND-SCC 451 9016 (CONNECTIVITY FY16):							
19,800.00	0.00	19,800.00	0.00	0.00	0.00	19,800.00	0.00
=====							
*****TOTAL FOR FUND-SCC 463 9015 (ALT ED FY15):							
7,034.08	0.00	7,034.08	7,034.08	0.00	0.00	0.00	100.00
=====							

Date: 03/01/16
Time: 10:00 am

MEDINA CITY SCHOOL DISTRICT
Appropriation Account Summary
SORTED BY FUND-SCC

Page: 15
(APPSUM)

FYTD Appropriated	Prior FY Carryover Encumbrances	FYTD Expendable	FYTD Actual Expenditures	MTD Actual Expenditures	Current Encumbrances	FYTD Unencumbered Balance	FYTD Percent Exp/Enc
*****TOTAL FOR FUND-SCC 463 9016 (ALT ED):							
38,846.00	0.00	38,846.00	24,505.42	3,162.39	0.00	14,340.58	63.08
=====							
*****TOTAL FOR FUND-SCC 499 9015 (INTERN PSYCH FY15):							
151.68	0.00	151.68	151.68	0.00	0.00	0.00	100.00
=====							
*****TOTAL FOR FUND-SCC 516 9015 (TITLE VI-B):							
99,365.64	99,330.66	198,696.30	198,696.30	0.00	0.00	0.00	100.00
=====							
*****TOTAL FOR FUND-SCC 516 9016 (TITLE VI-B):							
1,638,389.04	0.00	1,638,389.04	802,712.53	108,259.55	123,184.49	712,492.02	56.51
=====							
*****TOTAL FOR FUND-SCC 516 9115 (DESLEXIA GRANT FY 15):							
1,918.39	9,400.00	11,318.39	11,318.39	0.00	0.00	0.00	100.00
=====							
*****TOTAL FOR FUND-SCC 572 9015 (TITLE I FY 15):							
62,244.62	124,296.05	186,540.67	184,950.55	0.00	0.00	1,590.12	99.15
=====							
*****TOTAL FOR FUND-SCC 572 9016 (TITLE I):							
644,635.90	0.00	644,635.90	300,588.99	36,641.40	58,749.03	285,297.88	55.74
=====							
*****TOTAL FOR FUND-SCC 572 9115 (TITLE I-D FY 15):							
13,433.05	3,647.50	17,080.55	17,080.55	0.00	0.00	0.00	100.00
=====							
*****TOTAL FOR FUND-SCC 572 9116 (TITLE I-D):							
140,981.79	0.00	140,981.79	10,781.19	986.34	8,969.44	121,231.16	14.01
=====							
*****TOTAL FOR FUND-SCC 587 9015 (PRESCHOOL FY 15):							
2,904.61	1,251.76	4,156.37	4,156.37	0.00	0.00	0.00	100.00
=====							

Date: 03/01/16
Time: 10:00 am

MEDINA CITY SCHOOL DISTRICT
Appropriation Account Summary
SORTED BY FUND-SCC

Page: 16
(APPSUM)

FYTD Appropriated	Prior FY Carryover Encumbrances	FYTD Expendable	FYTD Actual Expenditures	MTD Actual Expenditures	Current Encumbrances	FYTD Unencumbered Balance	FYTD Percent Exp/Enc
*****TOTAL FOR FUND-SCC 587 9016 (PRESCHOOL):							
39,100.92	0.00	39,100.92	8,036.10	1,443.18	4,967.19	26,097.63	33.26
=====							
*****TOTAL FOR FUND-SCC 590 9015 (TITLE II-A FY15):							
24,299.01	500.00	24,799.01	24,799.01	0.00	0.00	0.00	100.00
=====							
*****TOTAL FOR FUND-SCC 590 9016 (TITLE II-A):							
147,123.64	0.00	147,123.64	81,796.57	10,822.98	5,310.11	60,016.96	59.21
=====							
*****TOTAL FOR FUND-SCC 599 9000 (SPDG PARENT TEACHER PARTNERSHIP GRANT):							
5,000.00	0.00	5,000.00	0.00	0.00	0.00	5,000.00	0.00
=====							
*****GRAND TOTALS:							
99,873,999.18	1,571,054.48	101,445,053.66	67,321,816.93	5,893,708.94	5,075,674.57	29,047,562.16	71.37
=====							

GENERAL FUND-TRUE DAYS CASH

Includes Emergency Levy

