

# Medina City Schools

## General Fund Analysis

February 28, 2022

	2021-2022 Original Estimate (1)	Y-T-D Actual July 2021 - June 2022 (2)	Percent	Variance (3)
Beginning Balance - July 1, 2021		50,955,289.82		0.00
General Fund	30,154,351.08			
Other Funds - Substitute Levy	20,800,938.74			
Revenue	<u>80,952,463.00</u>	<u>67,786,298.28</u>	<u>83.7%</u>	<u>13,166,164.72</u>
	<b>80,952,463.00</b>	<b>67,786,298.28</b>		<b>13,166,164.72</b>
Expenditures	87,682,937.00	56,897,217.39	64.9%	30,785,719.61
Encumbrance	851,800.00	2,588,729.37		-1,736,929.37
	<u><b>88,534,737.00</b></u>	<u><b>59,485,946.76</b></u>		<u><b>29,048,790.24</b></u>
Ending Balance - June 30, 2022	43,373,015.82	59,255,641.34		-15,882,625.52

Original Estimate revenue, expenditure and encumbrance taken from May 2021 five-year forecast  
Includes May 2018 Substitute Levy

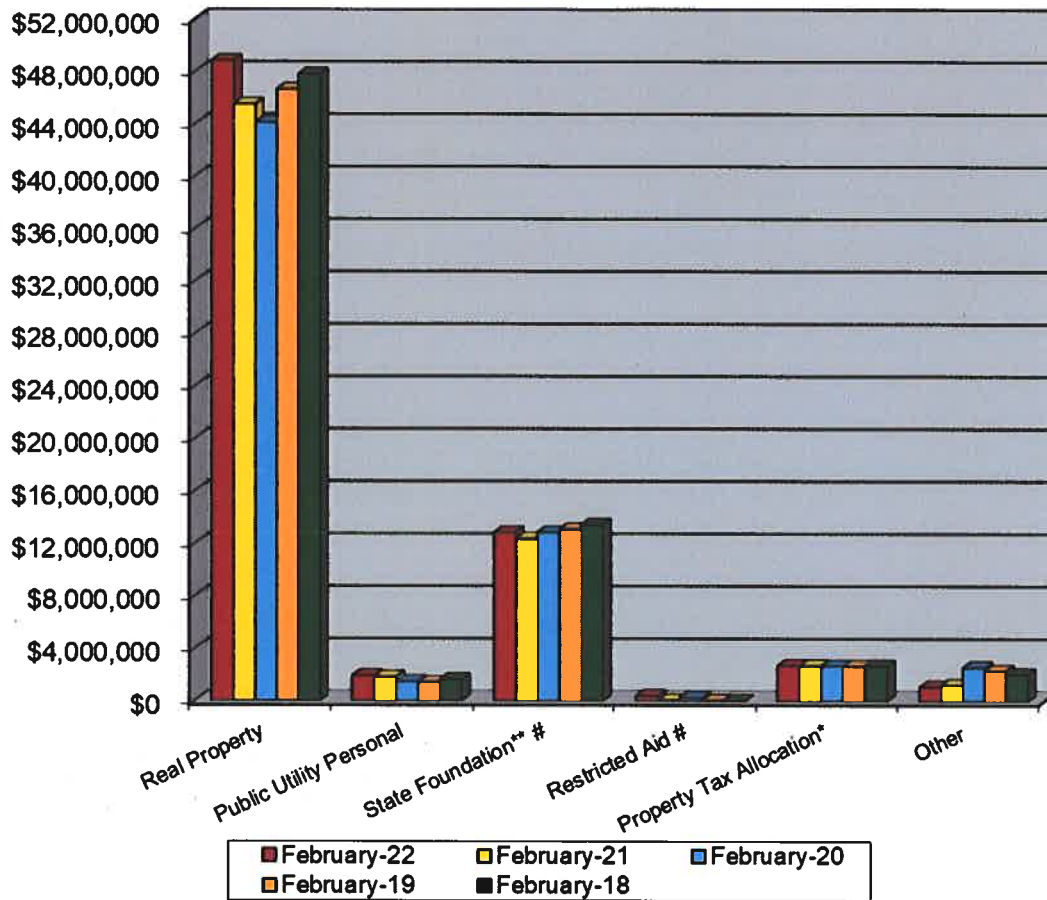
# **General Fund Summary**

February 2022

## **Revenues**

1. Real Property Taxes – Total Real Property Taxes received from the beginning of the fiscal year until February 28, 2022 is \$48,831,069.42. This is an increase of 7.3% above last year's taxes received at this time. \$23,875,160.00 was collected in February.
2. Public Utility Personal Property Taxes – Total Public Utility Personal Property Taxes received from the beginning of the fiscal year until February 28, 2022 is \$1,931,102.86. These monies are distributed upon settlement from the County Auditor. This amount is listed in a separate line for State and five-year forecasting purposes. \$-0- had been transferred in February.
3. State Foundation – State Foundation monies received from the State of Ohio from the beginning of the fiscal year until February 28, 2022 total \$12,852,028.62. This is an increase of 3.8% above last year's foundation money received at this time. This is based upon the new funding formula which does not provide money for students attending alternative schools, nor does it charge the District for these students as in the past. \$1,105,980.25 was collected in February. This amount was a catch-up for the State. Changes are still forthcoming.
4. Restricted Aid – Restricted Aid monies are for Career Tech funding and Economically Disadvantaged Students. We have added e-Rate funding as well because these funds are restrictive to technology. Monies received from the beginning of the fiscal year until February 28, 2022 total \$388,609.99. \$-395.96 was collected in February. As is the State Foundation, so too will changes be forthcoming.
5. Homestead and Rollback – Monies received from the State of Ohio from the beginning of the fiscal year until February 28, 2022 total \$2,704,435.97. Receipts are based upon the real property taxes collected and Homestead filings with the County Auditor. \$-0- was collected in February.
6. Other – Other monies received from the beginning of the fiscal year until February 28, 2022 total \$1,079,051.00. This is a decrease of 12.7% below last year at this time. \$87,072.00 was collected in February.

## General Fund Revenue



	February-22	February-21	February-20	February-19	February-18	Current Forecast
Real Property	\$48,831,069	\$45,505,002	\$44,122,269	\$46,649,267	\$47,800,324	\$49,975,212
Public Utility Personal	\$1,931,103	\$1,837,573	\$1,474,378	\$1,422,880	\$1,633,842	\$3,904,366
State Foundation** #	\$12,852,029	\$12,374,192	\$12,848,374	\$13,090,465	\$13,436,350	\$18,679,995
Restricted Aid #	\$388,610	\$55,239	\$247,772	\$54,693	\$22,811	\$82,859
Property Tax Allocation*	\$2,704,436	\$2,695,062	\$2,680,748	\$2,652,827	\$2,696,725	\$5,445,195
Other	\$1,079,051	\$1,236,109	\$2,580,101	\$2,308,851	\$2,036,220	\$2,864,835
<b>Total</b>	<b>\$67,786,298</b>	<b>\$63,703,178</b>	<b>\$63,953,642</b>	<b>\$66,178,983</b>	<b>\$67,626,272</b>	<b>\$80,952,462</b>
State %	23.5%	23.7%	24.7%	23.9%	23.9%	

\* Includes Homestead/Rollback, Tangible Personal Property Tax Fixed Rate Loss Reimbursement and Electric Deregulation.

\*\* Includes Casino Revenue in State Foundation beginning January 2013 and Economic Disadvantaged Funding in November 2013.

# Encompasses the Fair School Funding Plan as of January 2022

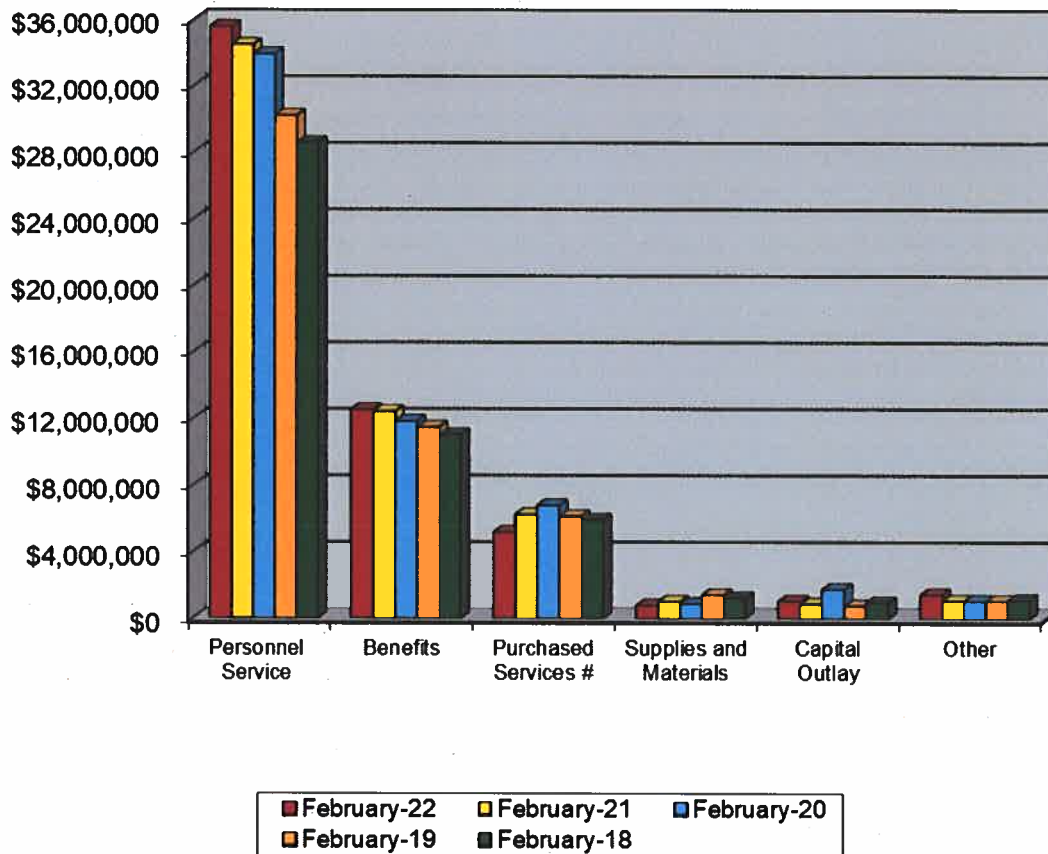
# **General Fund Summary**

February 2022

## **Expenditures**

1. **Personnel Services**– The costs for personnel services for the School District from the beginning of the fiscal year until February 28, 2022 was \$35,575,651.28. This was an increase of 3.1% above last year at this time. \$3,942,960.73 was spent in February.
2. **Benefits** – The cost for benefits for the School District from the beginning of the fiscal year until February 28, 2022 was \$12,546,468.20. This was an increase of 0.8% above last year at this time. \$1,478,801.36 was spent in February.
3. **Purchased Services** – The cost for purchased services for the district from the beginning of the fiscal year until February 28, 2022 total \$5,172,035.40. This was a 17.2% decrease below last year at this time. \$769,895.44 was spent in February.
4. **Supplies and Materials** – The cost for supplies and materials for the district from the beginning of the fiscal year until February 28, 2022 total \$773,870.93. This was a 23.4% decrease below last year at this time. \$92,378.36 was spent in February.
5. **Capital Outlay** – The cost for capital outlay for the district from the beginning of the fiscal year until February 28, 2022 total \$1,044,447.02. This was a 18.6% increase above last year at this time. \$203,520.63 was spent in February.
6. **Other** – The cost of other expenditures excluding transfers for the district was \$1,445,532.04 for the fiscal year until February 28, 2022. This was a 35.5% increase above last year at this time. \$224,824.46 was spent in February.

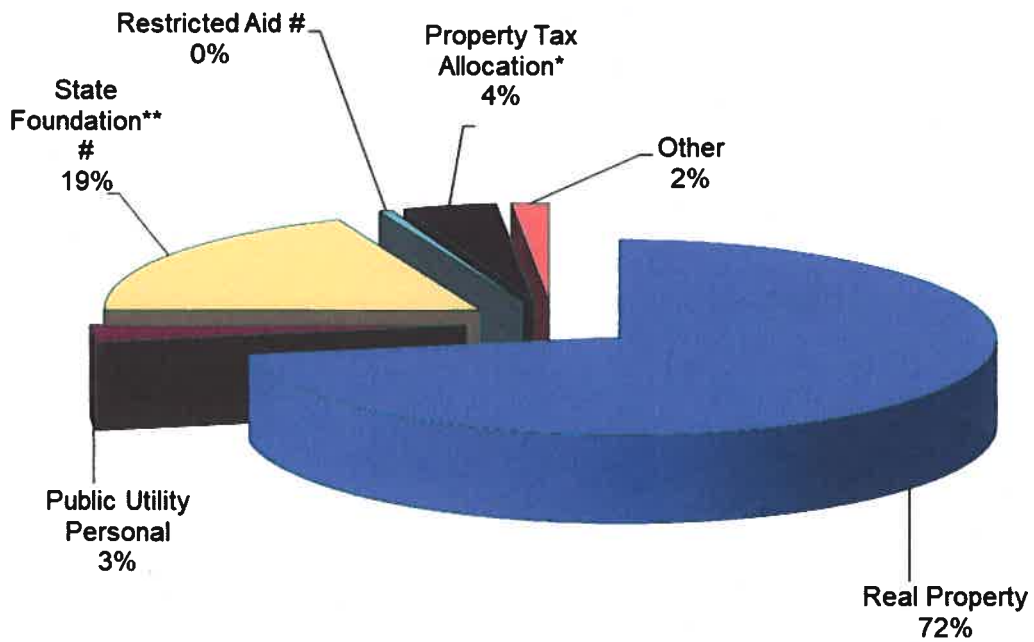
## General Fund Expenditures



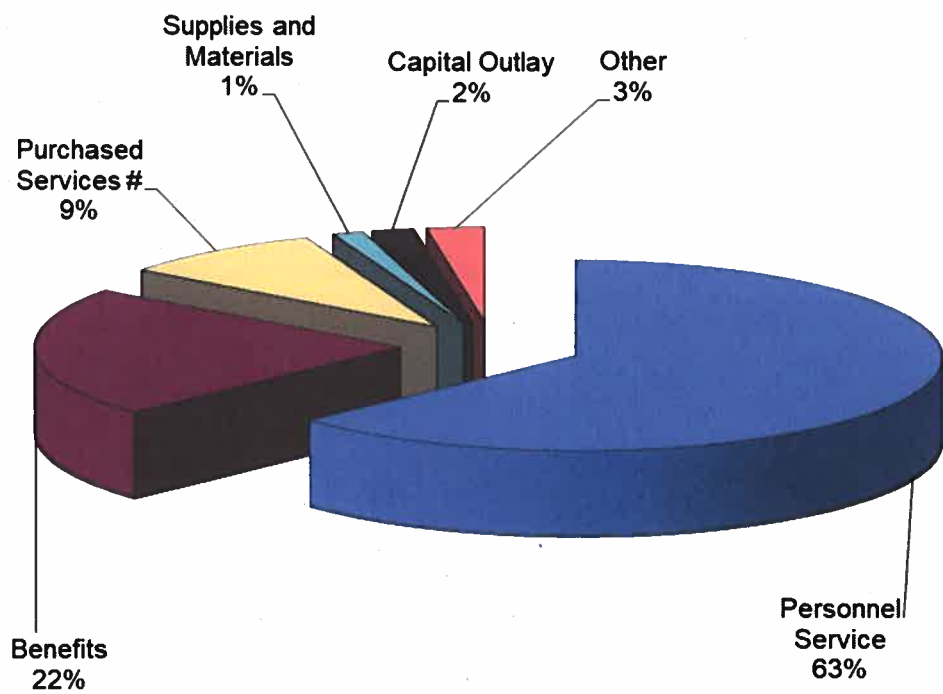
	February-22	February-21	February-20	February-19	February-18	Current Forecast
Personnel Service	\$35,575,651	\$34,508,644	\$33,940,985	\$30,249,070	\$28,597,767	\$52,161,263
Benefits	\$12,546,468	\$12,439,452	\$11,841,568	\$11,493,873	\$11,030,003	\$19,062,402
Purchased Services #	\$5,172,035	\$6,250,440	\$6,792,911	\$6,144,309	\$5,918,714	\$10,169,663
Supplies and Materials	\$773,871	\$1,011,465	\$885,245	\$1,412,469	\$1,219,709	\$1,398,749
Capital Outlay	\$1,044,447	\$880,069	\$1,752,348	\$759,298	\$943,270	\$2,063,141
Other	\$1,445,532	\$1,066,207	\$1,051,714	\$1,060,614	\$1,106,583	\$1,717,813
Transfers and Adv., Etc.	\$339,213	\$428,544	\$427,757	\$428,000	\$453,988	\$1,109,907
Other than Debt						
<b>Total</b>	<b>\$56,897,217</b>	<b>\$56,584,822</b>	<b>\$56,692,529</b>	<b>\$51,547,633</b>	<b>\$49,270,034</b>	<b>\$87,682,938</b>

# Reduced with Fair School Funding Plan in January 2022

## Current General Fund Revenue



## Current General Fund Expenditures



**FEBRUARY 2021**

<b>Bank Balance - Regular Account</b>		<b>Balance</b>
		1,224,080.08
Financial Checks Outstanding	303,395.85	
Workers Comp Outstanding	1,581.17	
Payroll Checks Outstanding	65,797.19	
	370,774.21	853,305.87
Huntington/Flex Spending	29,083.63	
Flex O/S Checks	312.12	28,771.51
JPMorgan/Metlife Claims	32,829.64	32,829.64
Westfield Bank	15,000.00	15,000.00
Westfield Bank Sweep	3,448,297.95	3,448,297.95
<b>Investments:</b>		
Redtree Investments	24,070,745.25	
T. Rowe - Collins	344,699.57	
Scudder -Collins	428,042.83	
Scudder - Bushman	7,042.02	
Kanehl Stocks	3,598.42	
Star Ohio (22923)	27,659,545.42	
Multi-Bank Securities	12,331,000.00	
Multi-Bank Money Market	18.89	
Fifth Third Securities	9,857,391.25	
Fifth Third Money Market	247,229.39	
<b>Total</b>	<b>74,949,313.04</b>	<b>79,327,518.01</b>
<b>Adjustments</b>		
Deposits in Transit	(192,395.54)	
Expenses not posted	(298.74)	
<b>Total</b>	<b>(192,694.28)</b>	<b>79,134,823.73</b>
<b>MCSD Balance</b>		<b>79,134,823.73</b>
<b>Difference Between Bank vs. Book</b>		<b>0.00</b>

**Medina City School District**  
Sales Tax Update

Date	Sales Tax Description	Receipts	Expenditures	Balance
July 1, 2021	Beginning Balance (071) Sales Tax and (002-9012) Bond			\$3,529,350.83
July	Sales Tax Distribution	\$912,109.50		\$4,441,460.33
	Replacement of Board Office Roof Door		\$2,465.00	\$4,438,995.33
	Blake Elementary Pod A Carpet and Tile Replacement		\$15,611.00	\$4,423,384.33
	Cafeteria Tables		\$38,880.24	\$4,384,504.09
	Fleet Master Lease Agreement		\$11,830.95	\$4,372,673.14
	Field Assessment and Design Services for Summer Paving Program		\$23,081.33	\$4,349,591.81
	Refinishing 1016 Lockers at Claggett		\$19,913.60	\$4,329,678.21
	Summer Roofing Project		\$239,240.88	\$4,090,437.33
	Summer Roofing Project		\$185,694.12	\$3,904,743.21
	Roof Replacement Evaluation, Design for Root, Blake, Canavan, BOE, MHS		\$5,372.25	\$3,899,370.96
	2021 District Paving Including Transportation Bus Lot		\$183,221.31	\$3,716,149.65
	Wiring and Breakers for Scoreboard at Dukes Stadium		\$4,596.39	\$3,711,553.26
August	Fleet Master Lease Agreement		\$8,628.79	\$3,702,924.47
	Field Assessment		\$8,625.34	\$3,694,299.13
	Capp Stock 3 CS3		\$5,190.00	\$3,689,109.13
	Roof Replacement Evaluation, Design for Root, Blake, Canavan, BOE, MHS		\$5,372.25	\$3,683,736.88
	Roof Replacement MHS		\$24,900.00	\$3,658,836.88
	Summer Roofing Projects		\$305,874.00	\$3,352,962.88
	Athletic Booster Scoreboard Reimbursement	\$30,000.00		\$3,382,962.88
September	Fleet Master Lease Agreement		\$8,468.72	\$3,374,494.16
	Memorial Stadium Scoreboard		\$31,665.00	\$3,342,829.16
	MHS Roof Fireproof Patching		\$5,500.00	\$3,337,329.16
	Dukes Stadium Scoreboard		\$137,265.10	\$3,200,064.06
	Summer Roof Projects		\$35,302.50	\$3,164,761.56
	Fenn Serving Counters/Cash Register Stand		\$16,249.11	\$3,148,512.45
	Fenn Student Desk, Chairs, and Bench		\$30,372.00	\$3,118,140.45
	Capp Stock 3 CS3		(\$5,190.00)	\$3,123,330.45
	Evolve Remove and Replace Windows		\$14,522.00	\$3,108,808.45
	Remove Two Sidewalk Panels		\$4,500.00	\$3,104,308.45
	Evolve Intallation of Vinyl Floor		\$1,372.50	\$3,102,935.95
	Admin, Fenn, MHS Misc Construction		\$6,450.00	\$3,096,485.95
	Heritage Excavation Concrete		\$6,800.00	\$3,089,685.95
	MHS Antenna Installation		\$51,073.93	\$3,038,612.02
	Installation of Sound System at Dukes and Memorial Stadiums		\$30,110.00	\$3,008,502.02
	District Tree Replacemant		\$3,900.00	\$3,004,602.02
October	District Summer Paving		\$6,908.16	\$2,997,693.86
	Sales Tax Distribution	\$1,072,960.38		\$4,070,654.24
	MHS Paving		\$6,400.00	\$4,064,254.24
	Heritage Excavation Concrete		\$5,214.00	\$4,059,040.24
	Fleet Master Lease Agreement		\$8,468.72	\$4,050,571.52
November	Heritage Additional Brick and Tuckpointing		\$2,100.00	\$4,048,471.52
	Ken Dukes Lighting Repair		\$4,540.21	\$4,043,931.31
	Student Combination Desks		\$23,880.00	\$4,020,051.31
	Summer Roofing Projects		\$22,918.50	\$3,997,132.81
	District Paving		\$151,275.80	\$3,845,857.01
	Fleet Master Lease Agreement		\$8,468.72	\$3,837,388.29
	COP's Principal and Interest		\$1,321,943.75	\$2,515,444.54
December	Summer Roof Projects		\$100,041.60	\$2,415,402.94
	Fleet Master Lease Agreement		\$8,468.72	\$2,406,934.22
January	Sales Tax Distribution	\$1,022,337.37		\$3,429,271.59
	Roof Replacement Consulting		\$62,262.00	\$3,367,009.59
	Fleet Master Lease Agreement		\$8,468.72	\$3,358,540.87
February	Roof Replacement-Canavan, Fenn		\$16,381.00	\$3,342,159.87
	Combination Ovens - MHS, Claggett, Fenn		\$102,861.45	\$3,239,298.42
	Summer Roof Projects		\$43,806.40	\$3,195,492.02
	Roof Replacement Consulting		\$5,372.25	\$3,190,119.77
	Fleet Master Lease Agreement		\$8,468.72	\$3,181,651.05
	District Paving		\$700.00	\$3,180,951.05
	Fiscal Year Totals	\$3,037,407.25	\$3,385,807.03	

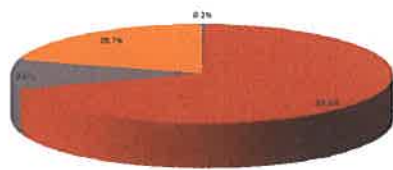
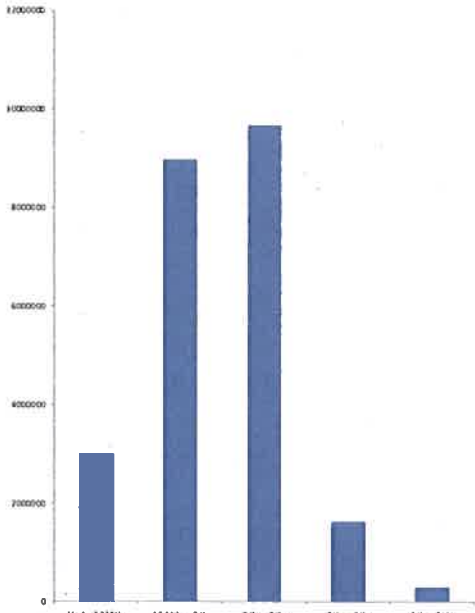

**Medina City School District**  
Recreation Center Update

Date	Description	District Revenue	District Expenses	City Reimbursements	Total Balance
July 1, 2021	Beginning Balance (003-9001)				\$ 237,578.90
July	No Expenditures				\$ 237,578.90
August	Bleacher Seat Replacement in Fieldhouse			\$4,245.00	\$ 241,823.90
September	Partner Marketing	\$72.60			\$ 241,896.50
	Playground, Poured in Place Sort Surface and Concrete		\$18,848.00		\$ 223,048.50
	Rain Drop Products		\$8,762.10		\$ 214,286.40
October	Leisure Pool Electricity		\$14,323.00		\$ 199,963.40
	Playground, Poured in Place Sort Surface and Concrete			\$11,336.50	\$ 211,299.90
November	Leisure Pool Electricity			\$7,161.50	\$ 218,461.40
	Rain Drop Products		\$115,462.60		\$ 102,998.80
December	No Expenditures				\$ 102,998.80
January	Rain Drop Products			\$62,112.35	\$ 165,111.15
	Roof Replacement - Consulting		\$8,187.00		\$ 156,924.15
February	Pool Filter Sand		\$1,375.70		\$ 155,548.45
	Pool Filter Sand			\$687.85	\$ 156,236.30
	Roof Replacement - Consulting			\$4,093.50	\$ 160,329.80
	<b>Total Revenues, Expenditures and Reimbursements</b>	\$ 72.60	\$ 166,958.40	\$ 89,636.70	

**Monthly Investment Summary**  
**Medina City School District**  
**US Bank Custodian Acct Ending x70982**  
 February 28, 2022

Monthly Cash Flow Activity		Market Value Summary				
<b>From 01-31-22 through 02-28-22</b>		<b>Security Type</b>	<b>Market Value</b>	<b>Pct. Assets</b>	<b>Avg Yield at Cost</b>	<b>Wght Avg Mat</b>
Beginning Book Value	24,066,112.55	<b>Money Market Fund</b>				
Contributions	0.00	MONEY MARKET FUND	45,206.77	0.2	0.01	0.00
Withdrawals	0.00	<b>Fixed Income</b>				
Realized Gains/Losses	0.00	MUNICIPAL BONDS	2,244,706.60	9.5	0.72	2.05
Gross Interest Earnings	4,632.70	U.S. GOVERNMENT AGENCY NOTES	16,384,982.14	69.5	0.40	2.07
Ending Book Value	24,070,745.25	U.S. TREASURY NOTES	4,873,721.17	20.7	0.32	1.56
		Accrued Interest	31,963.28	0.1		
		<b>TOTAL PORTFOLIO</b>	<b>23,580,579.96</b>	<b>100.0</b>	<b>0.41</b>	<b>1.96</b>

Maturity Distribution		Security Type Allocation	
Distribution by Maturity			
			

**Disclosures:**

RedTree's internal accounting system is used as the source of the market value of this account. Although obtained from a source believed to be reliable, we cannot guarantee its accuracy. You should review all account statements provided by the custodian and compare with the statements provided by RedTree.

Questions? Call 888.596.2293 or email [info@redtreeinv.com](mailto:info@redtreeinv.com)

**Portfolio Holdings Report**  
**Medina City School District**  
**US Bank Custodian Acct Ending x70982**  
 February 28, 2022

Quantity	Cusip	Security Description	Moody's	S&P	Cost Basis	Market Value	Yield at Cost	Wtd Maturity	Purchase Date
<b>U.S. GOVERNMENT AGENCY NOTES</b>									
1,200,000	3133ELZN7	Federal Farm Credit Bank 0.160% Due 05-18-22	Aaa	AA+	1,197,804.00	1,199,463.42	0.25	0.22	05-26-20
1,000,000	3133ELN26	Federal Farm Credit Bank 0.260% Due 06-22-22	Aaa	AA+	999,460.00	999,522.27	0.29	0.32	06-22-20
1,000,000	3137EAEV7	Federal Home Ln Mtg 0.250% Due 08-24-23	Aaa	AA+	999,630.00	984,965.80	0.26	1.48	10-08-20
500,000	3133EL6J8	Federal Farm Credit Bank 0.220% Due 09-08-23	Aaa	AA+	499,855.00	492,632.57	0.23	1.52	04-08-21
1,000,000	3133EMUF7	Federal Farm Credit Bank 0.220% Due 09-22-23	Aaa	AA+	999,198.00	984,541.35	0.25	1.55	03-22-21
1,000,000	3135G06H1	Federal Natl Mtg Assoc 0.250% Due 11-27-23	Aaa	AA+	998,860.00	980,069.09	0.29	1.73	11-25-20
460,000	3137EAFA2	Federal Home Ln Mtg 0.250% Due 12-04-23	Aaa	AA+	459,434.20	450,836.33	0.30	1.75	04-14-21
625,000	3133EMRZ7	Federal Farm Credit Bank 0.250% Due 02-26-24	Aaa	AA+	623,324.16	609,836.12	0.34	1.98	03-09-21
385,000	3133EMRZ7	Federal Farm Credit Bank 0.250% Due 02-26-24	Aaa	AA+	384,110.65	375,659.05	0.33	1.98	03-31-21
1,000,000	3130ALSG0	Federal Home Ln Bank 0.250% Due 03-08-24	Aaa	AAA	998,332.00	976,476.64	0.31	2.01	05-24-21
240,000	3133EMTW2	Federal Farm Credit Bank 0.300% Due 03-18-24	Aaa	AA+	239,805.60	234,366.63	0.33	2.03	04-27-21
1,200,000	3133EMGF3	Federal Farm Credit Bank 0.350% Due 05-16-24	Aaa	AA+	1,197,900.00	1,169,570.45	0.40	2.19	11-19-20
115,000	3130ANMM9	Federal Home Ln Bank 0.540% Due 08-26-24	Aaa	AAA	115,000.00	112,477.63	0.54	2.46	08-26-21
750,000	3130ANX88	Federal Home Ln Bank 0.500% Due 09-27-24	Aaa	AA+	749,775.00	729,455.11	0.51	2.54	09-27-21
1,500,000	3130ALQV9	Federal Home Ln Bank 0.570% Due 09-30-24	Aaa	AA+	1,500,000.00	1,461,447.27	0.57	2.55	03-30-21
500,000	3130ALTH7	Federal Home Ln Bank 0.510% Due 09-30-24	Aaa	AA+	500,000.00	484,089.01	0.51	2.55	03-30-21
415,000	3130AKDS2	Federal Home Ln Bank 0.390% Due 10-28-24	Aaa	AA+	415,402.55	402,030.22	0.36	2.63	02-19-21
1,000,000	3135G06E8	Federal Natl Mtg Assoc 0.420% Due 11-18-24	Aaa	AA+	998,250.00	967,922.12	0.46	2.68	11-18-20
1,200,000	3133EMER9	Federal Farm Credit Bank 0.470% Due 01-27-25	Aaa	AA+	1,198,620.00	1,155,820.85	0.50	2.87	10-29-20
800,000	3134GXDM3	Federal Home Ln Mtg 0.620% Due 12-01-25	Aaa	AA+	799,400.00	771,367.11	0.64	3.68	12-02-20
380,000	3134GXHD9	Federal Home Ln Mtg 0.700% Due 12-23-25	Aaa	AA+	380,000.00	364,893.64	0.70	3.74	12-23-20
500,000	3130AKZ25	Federal Home Ln Bank 0.650% Due 02-26-26	Aaa	AA+	500,000.00	477,539.45	0.65	3.91	02-26-21
Accrued Interest						16,658.24			
					16,754,161.16	16,401,640.38	0.40	2.07	
<b>MUNICIPAL BONDS</b>									
500,000	0100332D9	City of Akron, OH GO 2.000% Due 12-01-22		A+	515,505.00	503,920.00	0.48	0.75	11-12-20
460,000	244721FK7	Defiance CSD, OH GO 4.000% Due 12-01-23	Aa2		502,522.40	475,736.60	1.20	1.68	07-16-20
500,000	677581JA9	State of Ohio, OH REV 0.300% Due 12-15-23	Aa2	AA	500,000.00	489,695.00	0.30	1.78	06-08-21
500,000	677581JB7	State of Ohio, OH REV 0.520% Due 12-15-24	Aa2	AA	500,000.00	484,135.00	0.52	2.75	06-08-21
250,000	668180CW0	Northwestern LSD, OH GO 5.820% Due 12-01-26	Aa2		304,310.00	291,220.00	1.42	4.18	10-12-21

**Disclosures:**

RedTree's internal accounting system is used as the source of the market value of this account. Although obtained from a source believed to be reliable, we cannot guarantee its accuracy. You should review all account statements provided by the custodian and compare with the statements provided by RedTree.

Questions? Call 888.596.2293 or email [info@redtreeinv.com](mailto:info@redtreeinv.com)

**Portfolio Holdings Report**  
**Medina City School District**  
**US Bank Custodian Acct Ending x70982**  
 February 28, 2022

Quantity	Cusip	Security Description	Moody's	S&P	Cost Basis	Market Value	Yield at Cost	Wtd Maturity	Purchase Date
Accrued Interest						11,603.06			
					2,322,337.40	2,256,309.66	0.72	2.05	
<b>U.S. TREASURY NOTES</b>									
295,000	91282CBN0	US Treasury Note 0.125% Due 02-28-23	Aaa	AA+	294,631.25	292,234.37	0.20	0.99	06-22-21
600,000	91282CBU4	US Treasury Note 0.125% Due 03-31-23	Aaa	AA+	599,109.38	593,531.40	0.21	1.08	06-22-21
210,000	91282CBX8	US Treasury Note 0.125% Due 04-30-23	Aaa	AA+	209,114.06	207,457.11	0.42	1.16	11-24-21
1,045,000	91282CCK5	US Treasury Note 0.125% Due 06-30-23	Aaa	AA+	1,041,938.47	1,029,651.04	0.27	1.33	06-30-21
810,000	91282CDA6	US Treasury Note 0.250% Due 09-30-23	Aaa	AA+	809,086.59	796,331.25	0.31	1.57	09-30-21
500,000	91282CAW1	US Treasury Note 0.250% Due 11-15-23	Aaa	AA+	497,148.44	490,508.00	0.54	1.69	11-15-21
950,000	91282CBR1	US Treasury Note 0.250% Due 03-15-24	Aaa	AA+	948,033.21	926,769.65	0.33	2.02	08-09-21
550,000	91282CBV2	US Treasury Note 0.375% Due 04-15-24	Aaa	AA+	549,978.52	537,238.35	0.38	2.10	09-20-21
Accrued Interest						3,701.98			
					4,949,039.92	4,877,423.16	0.32	1.56	
<b>MONEY MARKET FUND</b>									
	USBMMF	First American Treasury Obligations Fund			45,206.77	45,206.77	0.01		
<b>TOTAL PORTFOLIO</b>					24,070,745.25	23,580,579.96	0.41	1.96	

**Disclosures:**

RedTree's internal accounting system is used as the source of the market value of this account. Although obtained from a source believed to be reliable, we cannot guarantee its accuracy. You should review all account statements provided by the custodian and compare with the statements provided by RedTree.

Questions? Call 888.596.2293 or email [info@redtreeinv.com](mailto:info@redtreeinv.com)

Monthly Activity Reports  
Medina City School District  
US Bank Custodian Acct Ending x70982  
From 02-01-22 Through 02-28-22

**GROSS INTEREST INCOME**

Ex-Date	Pay-Date	Security	Amount
<b>U.S. GOVERNMENT AGENCY NOTES</b>			
02-24-22	02-24-22	Federal Home Ln Mtg 0.250% Due 08-24-23	1,250.00
02-28-22	02-28-22	Federal Home Ln Bank 0.650% Due 02-26-26	1,625.00
02-28-22	02-28-22	Federal Home Ln Bank 0.540% Due 08-26-24	310.50
02-28-22	02-28-22	Federal Farm Credit Bank 0.250% Due 02-26-24	1,262.50
			<hr/> 4,448.00
<b>U.S. TREASURY NOTES</b>			
02-28-22	02-28-22	US Treasury Note 0.125% Due 02-28-23	184.38
<b>MONEY MARKET FUND</b>			
02-01-22	02-01-22	First American Treasury Obligations Fund	0.32
<b>GROSS INCOME</b>			<b>4,632.70</b>

**Disclosures:**

RedTree's internal accounting system is used as the source of the market value of this account. Although obtained from a source believed to be reliable, we cannot guarantee its accuracy. You should review all account statements provided by the custodian and compare with the statements provided by RedTree.

Questions? Call 888.596.2293 or email [info@redtreeinv.com](mailto:info@redtreeinv.com)

**Purchase and Sale**  
**Medina City School District**  
**US Bank Custodian Acct Ending x70982**  
From 02-01-22 Through 02-28-22

Trade Date	Settle Date	Quantity	Security	Unit Price	Amount
---------------	----------------	----------	----------	---------------	--------

No transactions were found!

**Disclosures:**

RedTree's internal accounting system is used as the source of the market value of this account. Although obtained from a source believed to be reliable, we cannot guarantee its accuracy. You should review all account statements provided by the custodian and compare with the statements provided by RedTree.

Questions? Call 888.596.2293 or email [info@redtreeinv.com](mailto:info@redtreeinv.com)

**Realized Gains/Losses**  
**Medina City School District**  
**US Bank Custodian Acct Ending x70982**  
 From 02-01-22 Through 02-28-22

Open Date	Close Date	Quantity	Security	Cost Basis	Proceeds	Gain Or Loss	
						Short Term	Long Term
TOTAL GAINS						0.00	0.00
TOTAL LOSSES						0.00	0.00
TOTAL REALIZED GAIN/LOSS						0.00	0.00

**Disclosures:**

RedTree's internal accounting system is used as the source of the market value of this account. Although obtained from a source believed to be reliable, we cannot guarantee its accuracy. You should review all account statements provided by the custodian and compare with the statements provided by RedTree.

Questions? Call 888.596.2293 or email [info@redtreeinv.com](mailto:info@redtreeinv.com)

ENV# CEBMCKBCBBKQNRB\_BBBBB  
FIFTH THIRD SECURITIES, INC.  
MD 1M0B2A  
5050 KINGSLEY DRIVE  
CINCINNATI, OH 45263



MEDINA CITY SCHOOLS  
DAVID CHAMBERS  
739 WEYMOUTH RD  
MEDINA OH 44256

---

**STATEMENT FOR THE PERIOD FEBRUARY 1, 2022 TO FEBRUARY 28, 2022**

MEDINA CITY SCHOOLS - Corporation  
Account Number: [REDACTED]

---

By the courtesy of:  
CARTER/SAVAGE

For questions about your accounts:  
Local: 614 744 5496  
In-State: 614 744 7074  
National: 888 889 1025

---

**TOTAL VALUE OF YOUR PORTFOLIO** **\$9,883,470.58**

---

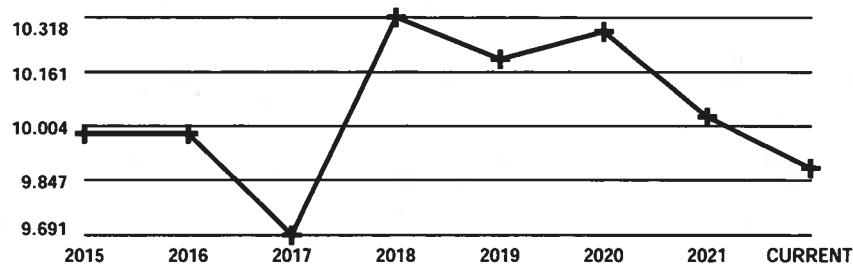
**FOR YOUR INFORMATION**

Fifth Third Securities, Inc. Investments offered through Fifth Third Securities, Inc., member  
FINRA/SIPC

---

**CHANGE IN VALUE OF YOUR PORTFOLIO**

\$ millions



*Change In Value Of Your Portfolio* information can be found in Miscellaneous Footnotes at the end of this statement.

Account carried with National Financial Services LLC, Member  
NYSE, SIPC

**Fifth Third Securities, Inc.**

MN\_CEBMCKBCBBKQNRB\_BBBBB 20220228

Statement for the Period February 1, 2022 to February 28, 2022

MEDINA CITY SCHOOLS - Corporation  
Account Number: [REDACTED]



## Account Overview

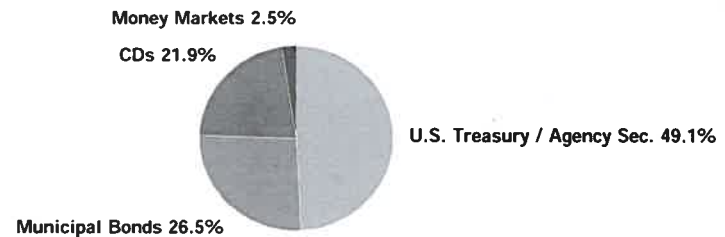
CHANGE IN ACCOUNT VALUE	Current Period	Year-to-Date
BEGINNING VALUE	\$9,947,004.50	\$10,031,983.03
Additions and Withdrawals	(\$11,138.24)	(\$16,578.27)
Misc. & Corporate Actions	\$0.00	\$0.00
Income	\$11,138.24	\$16,578.27
Taxes, Fees and Expenses	\$0.00	\$0.00
Change in Value	(\$63,533.92)	(\$148,512.45)
ENDING VALUE (AS OF 02/28/22)	\$9,883,470.58	\$9,883,470.58

Refer to Miscellaneous Footnotes for more information on Change in Value.

INCOME	Current Period	Year-to-Date
TAXABLE		
Taxable Dividends	\$16.05	\$32.44
Taxable Interest	\$11,122.19	\$16,545.83
TOTAL TAXABLE	\$11,138.24	\$16,578.27
TOTAL INCOME	\$11,138.24	\$16,578.27

Taxable income is determined based on information available to NFS at the time the statement was prepared, and is subject to change. Final information on taxation of interest and dividends is available on Form 1099-Div, which is mailed in February of the subsequent year.

## ACCOUNT ALLOCATION



	Percent	Prior Period	Current Period
Money Markets	2.5 %	\$751,459.39	\$247,229.39
CDs	21.9	\$2,674,425.11	\$2,163,473.69
Municipal Bonds	26.5	\$2,638,752.25	\$2,620,480.50
U.S. Treasury / Agency Sec.	49.1	\$3,882,367.75	\$4,852,287.00
TOTAL	100.0 %	\$9,947,004.50	\$9,883,470.58

Account Allocation shows the percentage that each asset class represents of your total account value. Account Allocation for equities, fixed income, and other categories may include mutual funds and may be net of short positions. NFS has made assumptions concerning how certain mutual funds are allocated. Closed-end mutual funds and Exchange Traded Products (ETPs) listed on an exchange may be included in the equity allocation. The chart may not reflect your actual portfolio allocation. Consult your broker/dealer prior to making investment decisions.

## MESSAGES AND ALERTS

Customers wishing to learn more about their investment professional can contact the FINRA BrokerCheck Hotline Number at 1-800-289-9999 or visit the FINRA Regulation website [www.finra.org](http://www.finra.org). Customers can also obtain an investor brochure that includes information describing the FINRA BrokerCheck program by contacting Brokerage Operations 1-888-889-1025.

As of January 2022, account statements will reflect a new Total Misc. and Corporate Actions value at the end of that section and also as a new line item - Misc. and Corporate Actions - in the Account Overview section for both the current period and year-to-date. Additionally, the Misc. and Corporate Actions total is included in the calculation for the Change in Value line item. Please see the associated footnotes and disclosures for more details. 1008319.2.0

Statement for the Period February 1, 2022 to February 28, 2022

MEDINA CITY SCHOOLS - Corporation  
Account Number: [REDACTED]



## Account Overview *continued*

---

### MESSAGES AND ALERTS *continued*

Please note that the FDIC insured deposit at Fifth Third Bank under the Fifth Third BD Program is not covered by SIPC. The FDIC insured deposit is eligible for FDIC insurance subject to FDIC coverage limits at the time funds are deposited at Fifth Third Bank. As referenced in the Fifth Third BD Program disclosure document, clients are responsible for monitoring their total assets at Fifth Third Bank to determine the extent of available FDIC coverage.

Fifth Third Securities reminds you to please promptly report any inaccuracies or discrepancies in your account to Brokerage Operations by calling 1-888-889-1025. Please reconfirm any oral communications in writing to your investment professional to further protect your rights under the Securities Investor Protection Act SIPA. Visit [53.com/FTSdisclosure](https://www.53.com/FTSdisclosure) to find important disclosures for retail investors, which includes information on the services our firm offers, fees, costs, and conflicts of interest.

Customers wishing to learn more about how an order is routed or executed should notify their investment professional in writing. Pursuant to SEC rules, customers can request details on the identity of the venue to which their orders were routed for execution. A written report will be furnished upon request. To learn more about how your order is routed online, please visit <https://www.53.com/investments>.

Statement for the Period February 1, 2022 to February 28, 2022

MEDINA CITY SCHOOLS - Corporation  
Account Number: [REDACTED]



## Holdings

NFS-provided cost basis, realized gain (loss) and holding period information may not reflect all adjustments necessary for tax purposes. Please refer to Footnotes and Cost Basis Information at the end of this statement for more information.

For additional information regarding your holdings, please refer to the footnotes at the end of the statement.

**Client Investment** - Reflects the amount from share purchases, transfers and conversions that have customer or third party provided cost basis. The amount does not reflect all account activity, including, but not limited to shares acquired via certain corporate actions, gifted/inherited, date of death step-up, or dividend reinvestments. The amount may fluctuate over time based on activity within the account due to buying, transferring or converting additional shares or selling all or part of a security. Transfers or conversions that do not have cost basis will not be reflected in the Client Investment amount. The reflected Client Investment amount does not represent your cost basis reported on IRS Form 1099-B, as it is a separate calculation.

### CASH AND CASH EQUIVALENTS - 2.50% of Total Account Value

Description	Symbol/Cusip Account Type	Quantity	Price on 02/28/22	Current Market Value	Estimated Annual Income
<b>Money Markets</b>					
FEDERATED HERMES GOVT OBLIGATIONS IS	GOIXX	247,229.39	\$1.00	\$247,229.39	
7 DAY YIELD .03%	CASH				
Dividend Option Cash					
Capital Gain Option Cash					
<b>Total Cash and Cash Equivalents</b>				<b>\$247,229.39</b>	

**Statement for the Period February 1, 2022 to February 28, 2022**

MEDINA CITY SCHOOLS - Corporation  
Account Number: [REDACTED]



**HOLDINGS > FIXED INCOME - 97.50% of Total Account Value**

For an explanation of fixed income pricing, please see the last page. Redemption schedule(s), bond rating(s), and other information are provided where available. If information does not appear regarding a particular investment, it is not available. The ratings on this statement are provided by Standard & Poor's and/or Moody's to rate the quality based on the respective rating agency's assessment. Ratings information from Standard & Poor's ("S&P") may not be reproduced. S&P credit ratings are statements of opinion and are not statements of fact or recommendations to purchase, hold, or sell securities, nor do they address the suitability of securities for investment purposes, and should not be relied on as investment advice. S&P does not guarantee the accuracy, completeness, timeliness or availability of any information, including ratings, and is not responsible for errors or omissions (negligent or otherwise). S&P gives no express or implied warranties, including but not limited to any warranties of merchantability or fitness for a particular purpose or use. S&P shall not be liable for any direct, indirect, incidental, exemplary, compensatory, punitive, special or consequential damages, costs, expenses, legal fees, or losses (including lost income or profits and opportunity costs) in connection with any use of ratings.

Description	Symbol/Cusip Account Type	Quantity	Estimated Price on 02/28/22	Estimated Current Market Value	Estimated Annual Income	Original/Adjusted Cost Basis	Unrealized Gain (Loss)
<b>CDs</b>							
Certificates of Deposit (CDs), including Market Indexed CDs and Market Linked CDs (collectively, MCDs) are generally shown at estimated market prices based upon a matrix or model pricing method that may not represent the actual price if sold prior to maturity. However, CDs and MCDs may be shown at face value for up to seven calendar days from date of issue if estimated market prices have not been received from a third party pricing vendor. The actual value of CDs and MCDs may be different from their purchase price. CDs and MCDs are subject to interest rate risk. The estimated market price reflected for MCDs may not be based on the actual closing value of the linked market index on the final maturity date and the market value of MCDs may not correspond directly to increases or decreases in the underlying linked market index. You may sell CDs or MCDs in the secondary market subject to market conditions. The secondary market for CDs and MCDs is generally illiquid. If sold prior to maturity, the value of MCDs may be less than the purchase amount or face value. The sale or redemption of any fixed income security prior to maturity may result in a substantial gain or loss, and an early withdrawal penalty may apply. Certain MCDs may only be redeemed on pre-specified liquidation dates and may have call features that allow the issuer to call the MCD prior to maturity. Certain Step Rate CDs are also subject to reinvestment risk if call provisions are exercised by the issuer and if a CD with a comparable rate is not available.							
See sales materials or contact your broker/dealer for additional information.							
<b>WELLS FARGO NATL BK WEST LAS V CD</b> 1.85000% 12/30/2022 FDIC INSURED CPN PMT MONTHLY Next Interest Payable: 03/30/22 Estimated Yield 1.83% Accrued Interest \$12.42 Average Unit Cost \$1.00 Client Investment \$245,000.00 Adjusted Cost Basis	949495AF2 CASH	245,000	\$1.00933	\$247,285.85	\$4,532.50	\$245,000.00	\$2,285.85
<b>EVERGREEN BK GROUP ILL CD 1.05000%</b> 04/17/2023 FDIC INSURED CPN PMT MONTHLY Next Interest Payable: 03/15/22 Estimated Yield 1.05% Accrued Interest \$92.63 Average Unit Cost \$1.00 Client Investment \$230,000.00 Adjusted Cost Basis	300185JK2 CASH	230,000	\$1.00048	\$230,110.40	\$2,415.00	\$230,000.00	\$110.40
<b>FIRST SOURCE BK SOUTH BEND IND CD</b> 1.35000% 08/03/2023 FDIC INSURED CPN PMT MONTHLY Next Interest Payable: 03/03/22	33646CMB7 CASH	217,000	\$1.00223	\$217,483.91	\$2,929.50	\$217,000.00	

Fifth Third Securities, Inc.

Account carried with National Financial Services LLC, Member  
NYSE, SIPC

MN\_CEBMCKBCBBKQNRB\_BBBBB 20220228

Statement for the Period February 1, 2022 to February 28, 2022

MEDINA CITY SCHOOLS - Corporation  
Account Number: [REDACTED]



**HOLDINGS > FIXED INCOME** *continued*

Description	Symbol/Cusip Account Type	Quantity	Estimated Price on 02/28/22	Estimated Current Market Value	Estimated Annual Income	Original/Adjusted Cost Basis	Unrealized Gain (Loss)
<b>FIRST SOURCE BK SOUTH BEND IND CD</b>	33646CMB7	<b>continued</b>					
Estimated Yield 1.34%							
Accrued Interest \$208.68							
Average Unit Cost \$1.00							
Client Investment \$217,000.00							
Adjusted Cost Basis						\$217,000.00 D	\$483.91
<b>NEW YORK COMMUNITY BANK CD 0.30000%</b>	649447UH0	249,000	\$0.98041	\$244,122.09	\$747.00	\$249,000.00	
12/11/2023 FDIC INSURED	CASH						
CPN PMT SEMI-ANNUAL							
ON JUN 11, DEC 11							
Next Interest Payable: 06/11/22							
Estimated Yield 0.30%							
Accrued Interest \$163.73							
Average Unit Cost \$1.00							
Client Investment \$249,000.00							
Adjusted Cost Basis						\$249,000.00 D	(\$4,877.91)
<b>MORGAN STANLEY BK N A CD 0.25000%</b>	61765QQ28	249,000	\$0.98001	\$244,022.49	\$622.50	\$249,000.00	
01/08/2024 FDIC INSURED	CASH						
CPN PMT QUARTERLY							
ON OCT 08, JAN 08, APR 08, JUL 08							
Next Interest Payable: 04/08/22							
STEP COUPON							
RESET FREQUENCY TERM MODE							
NEXT RESET 07/08/2022 @ 0.35000							
Estimated Yield 0.25%							
Accrued Interest \$86.98							
Average Unit Cost \$1.00							
Client Investment \$249,000.00							
Adjusted Cost Basis						\$249,000.00 D	(\$4,977.51)
<b>CFBANK FAIRLAWN OH CD 2.80000%</b>	15721UCY3	235,000	\$1.02488	\$240,846.80	\$6,580.00	\$235,000.00	
03/15/2024 FDIC INSURED	CASH						
CPN PMT MONTHLY							
Next Interest Payable: 03/15/22							
Estimated Yield 2.73%							
Accrued Interest \$252.38							
Average Unit Cost \$1.00							
Client Investment \$235,000.00							
Adjusted Cost Basis						\$235,000.00 D	\$5,846.80

Fifth Third Securities, Inc.

Account carried with National Financial Services LLC, Member  
NYSE, SIPC

MN\_CEBMCKBCBBKQNRB\_BBBBB 20220228

Statement for the Period February 1, 2022 to February 28, 2022

MEDINA CITY SCHOOLS - Corporation  
Account Number: [REDACTED]



**HOLDINGS > FIXED INCOME** *continued*

Description	Symbol/Cusip Account Type	Quantity	Estimated Price on 02/28/22	Estimated Current Market Value	Estimated Annual Income	Original/Adjusted Cost Basis	Unrealized Gain (Loss)
<b>FIRST &amp; FMRS BK PORTLAND ND CD 2.40000%</b>	31860PAL2	245,000	\$1.0174	\$249,263.00	\$5,880.00	\$245,000.00	
05/30/2024 FDIC INSURED	CASH						
CPN PMT MONTHLY							
Next Interest Payable: 03/30/22							
Estimated Yield 2.35%							
Accrued Interest \$16.11							
Average Unit Cost \$1.00							
Client Investment \$245,000.00							
Adjusted Cost Basis						\$245,000.00	D \$4,263.00
<b>STATE BK REESEVILLE WIS CD 2.25000%</b>	856487AX1	240,000	\$1.01409	\$243,381.60	\$5,400.00	\$240,000.00	
06/28/2024 FDIC INSURED	CASH						
CPN PMT MONTHLY							
Next Interest Payable: 03/28/22							
Estimated Yield 2.21%							
Accrued Interest \$14.79							
Average Unit Cost \$1.00							
Client Investment \$240,000.00							
Adjusted Cost Basis						\$240,000.00	D \$3,381.60
<b>RAYMOND JAMES BK NATL ASSN CD 2.00000%</b>	75472RAE1	245,000	\$1.00799	\$246,957.55	\$4,900.00	\$245,000.00	
08/23/2024 FDIC INSURED	CASH						
CPN PMT SEMI-ANNUAL							
ON FEB 23, AUG 23							
Next Interest Payable: 08/23/22							
Estimated Yield 1.98%							
Accrued Interest \$80.55							
Average Unit Cost \$1.00							
Client Investment \$245,000.00							
Adjusted Cost Basis						\$245,000.00	D \$1,957.55
<b>Total CDs</b>		<b>2,155,000</b>		<b>\$2,163,473.69</b>	<b>\$34,006.50</b>	<b>\$2,155,000.00</b>	

**Municipal Bonds**

<b>WASHINGTON OHIO LOC SCH DIST LUCAS CNTY</b>	939483FM0	775,000	\$103.088	\$798,932.00	\$38,750.00	\$835,054.75	
05.00000% 12/01/2022 FACS CONSTR IMPT GO	CASH						
UNLTD TAX BDS SER. 2020 A							
OH SCH DST CR ENH PG							
UNLIMITED GEN OBLIG							
MOODY'S Aa2							
CPN PMT SEMI-ANNUAL							

Fifth Third Securities, Inc.

Account carried with National Financial Services LLC, Member  
NYSE, SIPC

MN\_CEBMCKBCBBKQNRB\_BBBBB 20220228

Statement for the Period February 1, 2022 to February 28, 2022

MEDINA CITY SCHOOLS - Corporation  
Account Number: [REDACTED]



**HOLDINGS > FIXED INCOME** *continued*

Description	Symbol/Cusip Account Type	Quantity	Estimated Price on 02/28/22	Estimated Current Market Value	Estimated Annual Income	Original/Adjusted Cost Basis	Unrealized Gain (Loss)
<b>WASHINGTON OHIO LOC SCH DIST LUCAS CNTY</b> 939483FM0 <b>continued</b>							
ON DEC 01, JUN 01							
Next Interest Payable: 06/01/22							
Accrued Interest \$9472.22							
Average Unit Cost \$102.22							
Client Investment \$835,054.75							
Adjusted Cost Basis							
						\$792,189.69 D	\$6,742.31
<b>COLUMBUS OHIO ST CMNTY COLLEGE 00.56700%</b> 19954VAJ6							
12/01/2024 TAXABLE FACS CONSTR IMPT GO CASH							
UNLTD TAX BDS SER. 2020 B							
UNLIMITED GEN OBLIG							
MOODY'S Aa1 /S&P AA							
CPN PMT SEMI-ANNUAL							
ON JUN 01, DEC 01							
Next Interest Payable: 06/01/22							
Accrued Interest \$346.50							
Average Unit Cost \$100.00							
Client Investment \$250,000.00							
Adjusted Cost Basis							
						\$250,000.00 D	(\$7,872.50)
<b>CENTERVILLE OHIO CITY SCH DIST 00.81900%</b> 152239JX8							
12/01/2025 TAXABLE UNLTD TAX GO IMPT REF CASH							
BDS SER. 2020							
UNLIMITED GEN OBLIG							
MOODY'S Aa1							
CPN PMT SEMI-ANNUAL							
ON DEC 01, JUN 01							
Next Interest Payable: 06/01/22							
Accrued Interest \$500.50							
Average Unit Cost \$100.25							
Client Investment \$250,772.50							
Adjusted Cost Basis							
						\$250,636.23 D	(\$10,301.23)
<b>FRANKLIN CNTY OHIO TAXABLE GO LTD TAX</b> 3531727W3							
00.85000% 06/01/2026 VAR PURP REF BDS CASH							
SER. 2021 B							
LIMITED GEN OBLIG							
MOODY'S Aaa /S&P AAA							
CPN PMT SEMI-ANNUAL							
ON DEC 01, JUN 01							
Next Interest Payable: 06/01/22							

Fifth Third Securities, Inc.

Account carried with National Financial Services LLC, Member  
NYSE, SIPC

MN\_CEBMCKBCBBKQNRB\_BBBBB 20220228

Statement for the Period February 1, 2022 to February 28, 2022

MEDINA CITY SCHOOLS - Corporation  
Account Number: [REDACTED]



HOLDINGS > FIXED INCOME *continued*

Description	Symbol/Cusip Account Type	Quantity	Estimated Price on 02/28/22	Estimated Current Market Value	Estimated Annual Income	Original/Adjusted Cost Basis	Unrealized Gain (Loss)
<b>FRANKLIN CNTY OHIO TAXABLE GO LTD TAX</b>	3531727W3	<b><i>continued</i></b>					
Accrued Interest \$2908.89							
Average Unit Cost \$100.00							
Client Investment \$1,400,000.00							
Adjusted Cost Basis						\$1,400,000.00 D	(\$60,914.00)
<b>Total Municipal Bonds</b>		<b>2,675,000</b>		<b>\$2,620,480.50</b>	<b>\$54,115.00</b>	<b>\$2,692,825.92</b>	<b>(\$72,345.42)</b>
<b>U.S. Treasury / Agency Securities</b>							
<b>FEDERAL NATL MTG ASSN NOTE 0.42000%</b>	3135G06E8	275,000	\$96.792	\$266,178.00	\$1,155.00	\$274,835.00	
11/18/2024	CASH						
MOODY'S Aaa /S&P AA+							
CPN PMT SEMI-ANNUAL							
ON MAY 18, NOV 18							
Next Interest Payable: 05/18/22							
CALLABLE ON 11/18/2022 @ 100.0000							
Accrued Interest \$324.04							
Average Unit Cost \$99.94							
Client Investment \$274,835.00							
Adjusted Cost Basis						\$274,835.00 D	(\$8,657.00)
<b>FEDERAL HOME LOAN BA SER HR-9025</b>	3130AQRN5	1,000,000	\$99.782	\$997,820.00	\$11,500.00	\$994,230.00	
1.15000% 02/18/2025	CASH						
MOODY'S Aaa /S&P AA+							
CPN PMT SEMI-ANNUAL							
ON AUG 18, FEB 18							
1ST CPN DTE 08/18/2022							
Next Interest Payable: 08/18/22							
CALLABLE ON 05/18/2022 @ 100.0000							
STEP COUPON							
RESET FREQUENCY TERM MODE							
NEXT RESET 08/18/2023 @ 2.15000							
Accrued Interest \$319.44							
Average Unit Cost \$99.42							
Client Investment \$994,230.00							
Adjusted Cost Basis						\$994,230.00 D	\$3,590.00
<b>FEDERAL FARM CR BKS BOND 0.53000%</b>	3133EMFC1	1,000,000	\$96.941	\$969,410.00	\$5,300.00	\$998,500.00	
07/29/2025	CASH						
MOODY'S Aaa /S&P AA+							
CPN PMT SEMI-ANNUAL							

Fifth Third Securities, Inc.

Account carried with National Financial Services LLC, Member  
NYSE, SIPC

MN\_CEBMCKBCBBKQNRB\_BBBBB 20220228

Statement for the Period February 1, 2022 to February 28, 2022

MEDINA CITY SCHOOLS - Corporation  
Account Number: [REDACTED]



HOLDINGS > FIXED INCOME *continued*

Description	Symbol/Cusip Account Type	Quantity	Estimated Price on 02/28/22	Estimated Current Market Value	Estimated Annual Income	Original/Adjusted Cost Basis	Unrealized Gain (Loss)
<b>FEDERAL FARM CR BKS BOND 0.53000%</b> ON JAN 29, JUL 29 Next Interest Payable: 07/29/22 CONTINUOUSLY CALLABLE FROM 10/29/2021 CALLABLE ON 03/04/2022 @ 100.0000 Accrued Interest \$441.67 Average Unit Cost \$99.85 Client Investment \$998,500.00 Adjusted Cost Basis	3133EMFC1	<b>continued</b>				\$998,500.00 D	(\$29,090.00)
<b>FEDERAL FARM CR BKS BOND 0.61000%</b> 08/25/2025 MOODY'S Aaa /S&P AA+ CPN PMT SEMI-ANNUAL ON FEB 25, AUG 25 Next Interest Payable: 08/25/22 CONTINUOUSLY CALLABLE FROM 02/25/2021 CALLABLE ON 03/04/2022 @ 100.0000 Accrued Interest \$67.78 Average Unit Cost \$100.00 Client Investment \$1,000,000.00 Adjusted Cost Basis	3133EL4W1 CASH	1,000,000	\$96.059	\$960,590.00	\$6,100.00	\$1,000,000.00 D	(\$39,410.00)
<b>FEDERAL HOME LOAN BA SER L7-2026</b> 0.50000% 04/14/2026 MOODY'S Aaa /S&P AA+ CPN PMT SEMI-ANNUAL ON OCT 14, APR 14 Next Interest Payable: 04/14/22 CALLABLE ON 04/14/2022 @ 100.0000 STEP COUPON RESET FREQUENCY TERM MODE NEXT RESET 04/14/2023 Accrued Interest \$1861.11 Average Unit Cost \$100.00 Client Investment \$1,000,000.00 Adjusted Cost Basis	3130ALVT8 CASH	1,000,000	\$97.903	\$979,030.00	\$5,000.00	\$1,000,000.00 D	(\$20,970.00)
<b>FEDERAL HOME LOAN BA SER TX-9026</b> 0.60000% 09/30/2026 MOODY'S Aaa /S&P AA+ CPN PMT SEMI-ANNUAL	3130ANZM5 CASH	700,000	\$97.037	\$679,259.00	\$4,200.00	\$698,999.00	

Fifth Third Securities, Inc.

Account carried with National Financial Services LLC, Member  
NYSE, SIPC

MN\_CEBMCKBCBBKQNRB\_BBBBB 20220228

Statement for the Period February 1, 2022 to February 28, 2022

MEDINA CITY SCHOOLS - Corporation  
Account Number: [REDACTED]



**HOLDINGS > FIXED INCOME** *continued*

Description	Symbol/Cusip Account Type	Quantity	Estimated Price on 02/28/22	Estimated Current Market Value	Estimated Annual Income	Original/Adjusted Cost Basis	Unrealized Gain (Loss)
<b>FEDERAL HOME LOAN BA SER TX-9026</b>	3130ANZM5	<b>continued</b>					
ON MAR 30, SEP 30							
1ST CPN DTE 03/30/2022							
Next Interest Payable: 03/30/22							
CALLABLE ON 03/30/2022 @ 100.0000							
STEP COUPON							
RESET FREQUENCY TERM MODE							
NEXT RESET 03/30/2022 @ 0.65000							
Accrued Interest \$1726.67							
Average Unit Cost \$99.86							
Client Investment \$698,999.00							
Adjusted Cost Basis						\$698,999.00 D	(\$19,740.00)
<b>Total U.S. Treasury / Agency Securities</b>		<b>4,975,000</b>		<b>\$4,852,287.00</b>	<b>\$33,255.00</b>	<b>\$4,966,564.00</b>	<b>(\$114,277.00)</b>
<b>Total Fixed Income</b>		<b>9,805,000</b>		<b>\$9,636,241.19</b>	<b>\$121,376.50</b>	<b>\$9,814,389.92</b>	<b>(\$178,148.73)</b>
<b>Total Fixed Income Client Investment</b>	<b>\$9,857,391.25</b>						
<b>Total Securities</b>				<b>\$9,636,241.19</b>	<b>\$121,376.50</b>	<b>\$9,814,389.92</b>	<b>(\$178,148.73)</b>
<b>TOTAL PORTFOLIO VALUE</b>				<b>\$9,883,470.58</b>	<b>\$121,376.50</b>	<b>\$9,814,389.92</b>	<b>(\$178,148.73)</b>
<b>TOTAL CLIENT INVESTMENT</b>	<b>\$9,857,391.25</b>						

## Activity

NFS-provided cost basis, realized gain (loss) and holding period information may not reflect all adjustments necessary for tax purposes. Please refer to Footnotes and Cost Basis Information at the end of this statement for more information.

**PURCHASES, SALES, AND REDEMPTIONS**

Settlement Date	Account Type	Transaction	Description	Quantity	Amount	Total Cost Basis	Realized Gain (Loss)
--------------------	-----------------	-------------	-------------	----------	--------	---------------------	-------------------------

**Securities Purchased**

Fifth Third Securities, Inc.

MN\_CEBMCKBCBBKQNRB\_BBBBB 20220228

Account carried with National Financial Services LLC, Member  
NYSE, SIPC

**Statement for the Period February 1, 2022 to February 28, 2022**

MEDINA CITY SCHOOLS - Corporation  
Account Number: [REDACTED]



**PURCHASES, SALES, AND REDEMPTIONS** *continued*

Settlement Date	Account Type	Transaction	Description	Quantity	Amount	Total Cost Basis	Realized Gain (Loss)
02/18/22	CASH	YOU BOUGHT	FEDERAL HOME LOAN BANKS BOND 1.15000% 02/18/2025 SOLICITED ORDER @ 99.423	1,000,000	(\$994,230.00)	\$994,230.00	
<b>Total Securities Purchased</b>					<b>(\$994,230.00)</b>		
<b>Redemptions</b>							
02/16/22	CASH	REDEEMED	MEDALLION BK UTAH CD 2.45000% 02/16/2022 REDEMPTION PAYOUT #REOR R0064961540000 Adjusted Cost Basis	(245,000)	\$245,000.00	\$245,000.00	
						\$245,000.00	D
02/22/22	CASH	REDEEMED	NORTHFIELD BK STATEN ISLAND NY CD 2.45000% 02/22/2022 REDEMPTION PAYOUT #REOR R0064969320000 Adjusted Cost Basis	(245,000)	\$245,000.00	\$245,000.00	
						\$245,000.00	D
<b>Total Redemptions</b>					<b>\$490,000.00</b>		

**ACTIVITY > CORE FUND ACTIVITY**

For more information about the operation of your core account, please refer to your Customer Agreement.

Settlement Date	Account Type	Transaction	Description	Quantity	Amount
02/01/22	CASH	YOU BOUGHT	FEDERATED HERMES GOVT OBLIGATIONS IS @ 1	16.05	(\$16.05)
02/15/22	CASH	YOU BOUGHT	FEDERATED HERMES GOVT OBLIGATIONS IS @ 1	763.96	(\$763.96)
02/16/22	CASH	YOU BOUGHT	FEDERATED HERMES GOVT OBLIGATIONS IS @ 1	245,509.8	(\$245,509.80)
02/18/22	CASH	YOU SOLD	FEDERATED HERMES GOVT OBLIGATIONS IS @ 1	(994,230)	\$994,230.00
02/22/22	CASH	YOU BOUGHT	FEDERATED HERMES GOVT OBLIGATIONS IS @ 1	248,042.36	(\$248,042.36)

**Fifth Third Securities, Inc.**

Account carried with National Financial Services LLC, Member  
NYSE, SIPC

MN\_CEBMCKBCBBKQNRB\_BBBBB 20220228

Statement for the Period February 1, 2022 to February 28, 2022

MEDINA CITY SCHOOLS - Corporation  
Account Number: [REDACTED]



**ACTIVITY > CORE FUND ACTIVITY** *continued*

Settlement Date	Account Type	Transaction	Description	Quantity	Amount
02/23/22	CASH	YOU BOUGHT	FEDERATED HERMES GOVT OBLIGATIONS IS @ 1	2,470.14	(\$2,470.14)
02/25/22	CASH	YOU BOUGHT	FEDERATED HERMES GOVT OBLIGATIONS IS @ 1	3,050	(\$3,050.00)
02/28/22	CASH	YOU SOLD	FEDERATED HERMES GOVT OBLIGATIONS IS @ 1	(9,852.31)	\$9,852.31
<b>TOTAL CORE FUND ACTIVITY</b>					<b>\$504,230.00</b>

**ACTIVITY > ADDITIONS AND WITHDRAWALS > OTHER ADDITIONS AND WITHDRAWALS**

Date	Account Type	Transaction	Description	Quantity	Amount
<b>Other Additions and Withdrawals</b>					
02/28/22	CASH	WIRE TRANS TO BANK	WD65775052 THE HUNTINGTON NATIONAL BANK [REDACTED]		(\$11,138.24)
<b>Total Other Additions and Withdrawals</b>					<b>(\$11,138.24)</b>
<b>TOTAL ADDITIONS AND WITHDRAWALS</b>					<b>(\$11,138.24)</b>

**ACTIVITY > INCOME > TAXABLE INCOME**

Settlement Date	Account Type	Transaction	Description	Quantity	Amount
<b>Taxable Dividends</b>					
01/31/22	CASH	DIVIDEND RECEIVED	FEDERATED HERMES GOVT OBLIGATIONS IS DIVIDEND RECEIVED		\$16.05
<b>Total Taxable Dividends</b>					<b>\$16.05</b>

**Taxable Interest**

Fifth Third Securities, Inc.

MN\_CEBMCKBCBBKQNRB\_BBBB 20220228

Account carried with National Financial Services LLC, Member  
NYSE, SIPC

Statement for the Period February 1, 2022 to February 28, 2022

MEDINA CITY SCHOOLS - Corporation  
Account Number: [REDACTED]



ACTIVITY > INCOME > TAXABLE INCOME *continued*

Settlement Date	Account Type	Transaction	Description	Quantity	Amount
02/15/22	CASH	INTEREST	CFBANK FAIRLAWN OH CD 2.80000% 03/15/2024		\$558.85
02/15/22	CASH	INTEREST	EVERGREEN BK GROUP ILL CD 1.05000% 04/17/2023		\$205.11
02/16/22	CASH	INTEREST	MEDALLION BK UTAH CD 2.45000% 02/16/2022		\$509.80
02/22/22	CASH	INTEREST	NORTHFIELD BK STATEN ISLAND NY CD 2.45000% 02/22/2022		\$3,042.36
02/23/22	CASH	INTEREST	RAYMOND JAMES BK NATL ASSN CD 2.00000% 08/23/2024		\$2,470.14
02/25/22	CASH	INTEREST	FEDERAL FARM CR BKS BOND 0.61000% 08/25/2025		\$3,050.00
02/28/22	CASH	INTEREST	FIRST & FMRS BK PORTLAND ND CD 2.40000% 05/30/2024		\$467.18
02/28/22	CASH	INTEREST	STATE BK REESEVILLE WIS CD 2.25000% 06/28/2024		\$458.63
02/28/22	CASH	INTEREST	WELLS FARGO NATL BK WEST LAS V CD 1.85000% 12/30/2022		\$360.12
<b>Total Taxable Interest</b>					<b>\$11,122.19</b>
<b>Total Taxable Income</b>					<b>\$11,138.24</b>
<b>TOTAL INCOME</b>					<b>\$11,138.24</b>

Fifth Third Securities, Inc.

MN\_CEBMCKBCBBKQNRB\_BBBBB 20220228

Account carried with National Financial Services LLC, Member  
NYSE, SIPC



**MBS MULTI-BANK SECURITIES, INC.\***

1000 Town Center, Suite 2500  
Southfield, MI 48075  
(800) 967-9045

Member of FINRA & SIPC; MSRB Registered

## Brokerage Account Statement

MEDINA CITY SCHOOLS  
739 WEYMOUTH RD  
MEDINA OH 44256-2037

February 1, 2022 - February 28, 2022

Account Number: [REDACTED]

### Portfolio at a Glance

	This Period
<b>BEGINNING ACCOUNT VALUE</b>	<b>\$12,507,009.62</b>
Withdrawals (Cash & Securities)	-261,932.19
Dividends, Interest and Other Income	8,464.42
<b>Net Change in Portfolio<sup>1</sup></b>	<b>-91,448.94</b>
<b>ENDING ACCOUNT VALUE</b>	<b>\$12,162,092.91</b>
Estimated Annual Income	\$90,603.50

<sup>1</sup> Net Change in Portfolio is the difference between the ending account value and beginning account value after activity.

### Asset Summary

Percent	Asset Type	Last Period	This Period
1%	Cash, Money Funds, and Bank Deposits	5,486.66	18.89
99%	Fixed Income	12,501,522.96	12,162,074.02
<b>100%</b>	<b>Account Total</b>	<b>\$12,507,009.62</b>	<b>\$12,162,092.91</b>

Please review your allocation periodically with your Account Executive.

### Client Service Information

**Your Account Executive:** ATT  
ANDREW CARDINALI

**Contact Information**  
**E-Mail:** customerservice@mbssecurities.com

**Client Service Information**  
**Service Hours:** Weekdays 09:00 a.m. - 05:00 p.m. (EST)  
**Client Service Telephone Number:** (800) 967-9045  
**Web Site:** WWW.MBSSECURITIES.COM



## Your Account Information

### INVESTMENT OBJECTIVE

Investment Objective: NONE SPECIFIED

Please discuss your investment objective with your Account Executive.

### TAX LOT DEFAULT DISPOSITION METHOD

Default Method for Mutual Funds: First In First Out

Default Method for Stocks in a Dividend Reinvestment Plan: First In First Out

Default Method for all Other Securities: First In First Out

### BOND AMORTIZATION ELECTIONS

Amortize premium on taxable bonds based on Constant Yield Method: Yes

Accrual market discount method for all other bond types: Constant Yield Method

Include market discount in income annually: No

### ELECTRONIC DELIVERY

Your electronic delivery selections for account communications are listed below:

#### Electronic Delivery

##### Enrollment Communication

- ☒ Statements and Reports
- ☒ Trade Confirmations
- ☒ Tax Documents
- ☒ Notifications
- ☒ Prospectus
- ☒ Proxy/Shareholder Communications

You have not enrolled any of the above documents for electronic delivery. Please log in to your account or contact your Account Executive to make any changes to your electronic delivery preferences.

## Income and Expense Summary

	Current Period		Year-to-Date	
	Taxable	Non Taxable	Taxable	Non Taxable
<b>Interest Income</b>				
Other Interest	8,464.42	0.00	17,837.91	0.00
<b>Total Income</b>	<b>\$8,464.42</b>	<b>\$0.00</b>	<b>\$17,837.91</b>	<b>\$0.00</b>

## Portfolio Holdings

Description	Quantity	Opening Balance	Closing Balance	Accrued Income	30-Day Yield
<b>CASH, MONEY FUNDS AND BANK DEPOSITS 1.00% of Portfolio</b>					
Cash Balance		5,486.66	18.89		
<b>TOTAL CASH, MONEY FUNDS AND BANK DEPOSITS</b>		<b>\$5,486.66</b>	<b>\$18.89</b>	<b>\$0.00</b>	



February 1, 2022 - February 28, 2022  
MEDINA CITY SCHOOLS

### Portfolio Holdings (continued)

Description	Quantity	Market Price	Market Value	Accrued Interest	Estimated Annual Income	Estimated Yield
<b>FIXED INCOME 99.00% of Portfolio (In Maturity Date Sequence)</b>						
<b>Certificates of Deposit</b>						
*UBS BK USA SALT LAKE CITY UT CTF DEP 1.000% 03/11/22 B/E DTD 03/11/20 ACT/365 1ST CPN DTE 04/11/20 Security Identifier: 90348JSW1	248,000.0000	100.0240	248,059.52	115.51	2,480.00	0.99%
PINNACLE BK NASHVILLE TENN CTF DEP ACT/365 1.000% 05/06/22 B/E DTD 05/06/20 ACT/365 Security Identifier: 72345SKR1	248,000.0000	100.1480	248,367.04	774.58	2,480.00	0.99%
DELTA NATL BK & TR CO NEW YORK NY CTF DEP 1.100% 08/03/22 B/E DTD 03/30/20 ACT/365 Security Identifier: 24773RBM6	91,000.0000	100.3070	91,279.37	414.11	1,001.00	1.09%
CAPITAL ONE NATL ASSN MCLEAN VA CTF DEP 2.050% 08/15/22 DTD 08/14/19 ACT/365 Security Identifier: 14042RMX6	248,000.0000	100.7590	249,882.32	195.00	5,084.00	2.03%
LAKELAND BK NFLD N J CTF DEP 1.100% 09/30/22 B/E DTD 03/30/20 ACT/365 1ST CPN DTE 09/30/20 Security Identifier: 511640AX2	248,000.0000	100.3470	248,860.56	1,128.57	2,728.00	1.09%
SYNOVUS BK COLUMBUS GA CTF DEP 1.400% 10/17/22 B/E DTD 04/17/20 ACT/365 1ST CPN DTE 10/17/20 Security Identifier: 87164DRV4	248,000.0000	100.5460	249,354.08	1,274.65	3,472.00	1.39%
SALLIE MAE BK SALT LAKE CITY UT CTF DEP 2.650% 01/31/23 DTD 01/31/18 ACT/365 1ST CPN DTE 07/31/18 Security Identifier: 795450J71	246,000.0000	101.6740	250,118.04	500.09	6,519.00	2.60%
EAGLEBANK BETHESDA MD CTF DEP 1.650% 03/06/23 DTD 03/06/20 ACT/365 1ST CPN DTE 04/06/20 Security Identifier: 27002YEV4	248,000.0000	100.7230	249,793.04	246.64	4,092.00	1.63%
LIVE OAK BKG CO WILMINGTON N C CTF DEP 1.550% 03/06/23 DTD 03/06/20 ACT/365 Security Identifier: 538036JZ8	100,000.0000	100.6220	100,622.00	114.66	1,550.00	1.54%
BANKUNITED NATL ASSN MIAMI LAKES FL CTF DEP 0.250% 03/20/23 B/E DTD 03/19/21 ACT/365 Security Identifier: 066519QQ5	248,000.0000	99.2550	246,152.40	15.29	620.00	0.25%
MAINSTREET BK FAIRFAX VA CTF DEP ACT/365 0.200% 03/29/23 B/E DTD 03/29/21 ACT/365 Security Identifier: 56065GAL2	248,000.0000	99.1700	245,941.60	0.00	496.00	0.20%

## Portfolio Holdings (continued)

Description	Quantity	Market Price	Market Value	Accrued Interest	Estimated Annual Income	Estimated Yield
<b>FIXED INCOME (continued)</b>						
<b>Certificates of Deposit (continued)</b>						
AMERICAN EXPRESS NATL BK BROKERED INTL CTF DEP PROGRAM INSTL CTF DEP 1.450% 03/31/23 B/E DTD 03/31/20 Security Identifier: 02589AB50	248,000.0000	100.5080	249,259.84	1,487.66	3,596.00	1.44%
BANK LEUMI USA NEW YORK N Y CTF DEP 1.450% 03/31/23 B/E DTD 03/31/20 ACT/365 1ST CPN DTE 09/30/20 Security Identifier: 063248KR8	248,000.0000	100.5080	249,259.84	1,487.66	3,596.00	1.44%
NORTHSTAR BK BAD AXE MICH CTF DEP 1.150% 03/31/23 B/E DTD 03/31/20 ACT/365 1ST CPN DTE 04/30/20 Security Identifier: 66704MEQ0	248,000.0000	100.1860	248,461.28	0.00	2,852.00	1.14%
WEBBANK SALT LAKE CITY UTAH CTF DEP 0.200% 05/01/23 B/E DTD 04/30/21 ACT/365 CALLABLE 02/28/22 Security Identifier: 947547MS1	246,000.0000	99.0340	243,623.64	163.10	492.00	0.20%
M Y SAFRA BK FSB NEW YORK N Y CTF DEP 0.250% 05/26/23 B/E DTD 11/27/20 ACT/365 CALLABLE 05/27/22 Security Identifier: 55406JBL5	248,000.0000	98.9840	245,480.32	157.97	620.00	0.25%
HINGHAM INSTN SVGS MASS CTF DEP 0.200% 06/28/23 B/E DTD 06/28/21 ACT/365 1ST CPN DTE 12/28/21 Security Identifier: 433323EA6	248,000.0000	98.7720	244,954.56	84.25	496.00	0.20%
WEX BK MIDVALE UTAH CTF DEP 0.250% 06/30/23 B/E DTD 06/30/21 ACT/365 1ST CPN DTE 12/30/21 Security Identifier: 92937CKM9	248,000.0000	98.8290	245,095.92	101.92	620.00	0.25%
INDUSTRIAL & COML BK CHINA USA NATL ASSN N Y 0.250% 07/21/23 B/E DTD 07/22/21 ACT/365 Security Identifier: 45581ECL3	246,000.0000	98.7260	242,865.96	62.34	615.00	0.25%
GOLDMAN SACHS BK USA NEW YORK CTF DEP 0.250% 08/07/23 DTD 05/05/21 ACT/365 CALLABLE 03/05/22 Security Identifier: 38149MWB5	246,000.0000	98.6500	242,679.00	38.75	615.00	0.25%
LIVE OAK BKG CO WILMINGTON N C CTF DEP 1.600% 09/06/23 DTD 03/06/20 ACT/365 Security Identifier: 538036KB9	147,000.0000	100.5250	147,771.75	173.98	2,352.00	1.59%
SYNCHRONY BK RETAIL CTF DEP FIDELITY INSTL CTF DEP 0.350% 09/11/23 DTD 09/10/21 ACT/365 Security Identifier: 87165FZV9	248,000.0000	98.6260	244,592.48	406.65	868.00	0.35%
BANK HAPOALIM B M NEW YORK BRH CTF DEP 0.300% 09/14/23 B/E DTD 09/14/20 ACT/365 1ST CPN DTE 03/14/21 Security Identifier: 06251A2E9	246,000.0000	98.5350	242,396.10	337.66	738.00	0.30%
BANKWEST INC PIERRE S D CTF DEP 1.250% 10/24/23 B/E DTD 04/24/20 ACT/365 1ST CPN DTE 05/15/20 Security Identifier: 06652CHH7	248,000.0000	99.8650	247,665.20	110.41	3,100.00	1.25%



February 1, 2022 - February 28, 2022  
MEDINA CITY SCHOOLS

### Portfolio Holdings (continued)

Description	Quantity	Market Price	Market Value	Accrued Interest	Estimated Annual Income	Estimated Yield
<b>FIXED INCOME (continued)</b>						
<b>Certificates of Deposit (continued)</b>						
NEW YORK CMNTY BK WESTBURY NEW YORK CTF DEP 0.300% 11/09/23 B/E DTD 11/09/20 ACT/365 Security Identifier: 649447UE7	248,000.0000	98.2300	243,610.40	226.26	744.00	0.30%
BMW BK NORTH AMER SALT LAKE CITY UTAH CTF DEP 0.350% 01/16/24 DTD 07/16/21 ACT/365 Security Identifier: 05580AA95	246,000.0000	97.9150	240,870.90	101.43	861.00	0.35%
DELTA NATL BK & TR CO NEW YORK NY CTF DEP 1.200% 03/04/24 B/E DTD 03/31/20 ACT/365 Security Identifier: 24773RBN4	141,000.0000	99.3000	140,013.00	699.98	1,692.00	1.20%
THIRD FED SVGS & LN ASSN OF CLEVELAND CTF DEP 0.400% 03/15/24 B/E DTD 09/15/21 ACT/365 Security Identifier: 88413QDC9	245,000.0000	97.6760	239,306.20	445.70	980.00	0.40%
PREFERRED BK LOS ANGELES CALIF CTF DEP 1.100% 03/27/24 DTD 03/27/20 ACT/365 Security Identifier: 740367KG1	227,000.0000	99.0430	224,827.61	6.84	2,497.00	1.11%
SECURITY ST BK FARWELL TEX CTF DEP 0.400% 03/28/24 B/E DTD 03/31/21 ACT/365 CALLABLE 02/28/22 Security Identifier: 81500JBG7	248,000.0000	97.6080	242,067.84	0.00	992.00	0.40%
PACIFIC WESTN BK BEVERLY HILLS CALIF CTF DEP 1.300% 04/16/24 B/E DTD 04/16/20 ACT/365 Security Identifier: 69506YRH4	248,000.0000	99.4090	246,534.32	1,192.44	3,224.00	1.30%
CENTERSTATE BK FLA NA WINTERHAVEN FL CTF DEP 1.050% 04/30/24 B/E DTD 04/30/20 ACT/365 Security Identifier: 15201QDH7	248,000.0000	98.8480	245,143.04	863.24	2,604.00	1.06%
LINCOLN SVGS BK REINBECK IOWA CTF DEP CT/365 0.600% 06/24/24 B/E DTD 06/24/20 ACT/365 Security Identifier: 534732AV4	248,000.0000	97.6600	242,196.80	16.31	1,488.00	0.61%
FIRST KEYSTONE CMNTY BK BERWICK PA CTF DEP 0.600% 06/28/24 B/E DTD 06/30/20 ACT/365 Security Identifier: 32065RAK1	248,000.0000	97.6430	242,154.64	0.00	1,488.00	0.61%
FLAGSTAR BK FSB TROY MICH CTF DEP 0.500% 07/17/24 B/E DTD 07/17/20 ACT/365 1ST CPN DTE 01/17/21 Security Identifier: 33847E3V7	248,000.0000	97.3300	241,378.40	142.68	1,240.00	0.51%

**Portfolio Holdings (continued)**

Description	Quantity	Market Price	Market Value	Accrued Interest	Estimated Annual Income	Estimated Yield
<b>FIXED INCOME (continued)</b>						
<b>Certificates of Deposit (continued)</b>						
TOYOTA FINL SVGS BK HEND NV CTF DEP 0.600% 08/12/24 B/E DTD 08/12/21 ACT/365 1ST CPN DTE 02/12/22 Security Identifier: 89235MLG4	248,000.0000	97.4490	241,673.52	65.23	1,488.00	0.61%
INSTITUTION FOR SVGS IN NEWBURYPORT & ITS VIC MA CTF DEP 0.700% 10/28/24 B/E DTD 10/28/21 ACT/365 Security Identifier: 45780PBBO	249,000.0000	97.3540	242,411.46	0.00	1,743.00	0.71%
MAGNOLIA BK INC KY CTF DEP 0.400% 10/30/24 B/E DTD 10/30/20 ACT/365 CALLABLE 02/28/22 Security Identifier: 559582AK7	247,000.0000	96.5630	238,510.61	0.00	988.00	0.41%
CAPITAL ONE BK USA NATL ASSN GLEN ALLEN VA CTF DEP 0.700% 11/18/24 B/E DTD 11/17/21 ACT/365 Security Identifier: 14042TDV6	246,000.0000	97.2740	239,294.04	485.93	1,722.00	0.71%
COMMERCIAL BK WEST LIBERTY KY CTF DEP 1.100% 03/17/25 DTD 03/17/20 ACT/365 CALLABLE 03/17/22 Security Identifier: 201525AC6	248,000.0000	97.9200	242,841.60	82.21	2,728.00	1.12%
STATE BK INDIA CHICAGO ILL CTF DEP 0.950% 07/10/25 B/E DTD 07/10/20 ACT/365 1ST CPN DTE 01/10/21 Security Identifier: 856283P26	246,000.0000	97.1770	239,055.42	313.73	2,337.00	0.97%
BANK BARODA NEW YORK BRH CTF DEP 0.650% 07/22/25 B/E DTD 07/22/20 ACT/365 1ST CPN DTE 01/22/21 Security Identifier: 06063HMT7	246,000.0000	96.1600	236,553.60	162.09	1,599.00	0.67%
TEXAS EXCHANGE BK SSB CROWLEY CTF DEP 0.850% 11/14/25 B/E DTD 10/08/21 ACT/365 CALLABLE 03/08/22 Security Identifier: 88241TLZ1	248,000.0000	96.4740	239,255.52	115.51	2,108.00	0.88%
TIAA FSB JACKSONVILLE FLA CTF DEP 0.500% 02/12/26 B/E DTD 02/12/21 ACT/365 Security Identifier: 87270LDL4	246,000.0000	94.8790	233,402.34	53.92	1,230.00	0.52%
<b>Total Certificates of Deposit</b>	10,355,000.0000		\$10,223,637.12	\$14,364.95	\$84,835.00	
<b>U.S. Government Bonds</b>						
FEDERAL FARM CR BKS CONS SYSTEMWIDE BDS 0.140% 05/18/23 B/E DTD 05/18/21 CALLABLE 03/05/22 @ 100.000 Moody Rating Aaa S & P Rating AA+ Security Identifier: 3133EMZPO	495,000.0000	98.8340	489,228.30	192.50	693.00	0.14%
FEDERAL AGRIC MTG CORP MEDIUM TERM NTS FED 0.260% 09/29/23 B/E DTD 09/29/20 CALLABLE 03/29/22 Security Identifier: 31422BW97	740,000.0000	98.4490	728,522.60	796.32	1,924.00	0.26%
FEDERAL HOME LN MTG CORP MEDIUM TERM NTS FED 0.300% 12/29/23 B/E DTD 09/29/20 CALLABLE 03/29/22 Moody Rating Aaa Security Identifier: 3134GWY2	248,000.0000	97.9020	242,796.96	121.93	744.00	0.30%



February 1, 2022 - February 28, 2022  
MEDINA CITY SCHOOLS**Portfolio Holdings (continued)**

Description	Quantity	Market Price	Market Value	Accrued Interest	Estimated Annual Income	Estimated Yield
<b>FIXED INCOME (continued)</b>						
<b>U.S. Government Bonds (continued)</b>						
FEDERAL HOME LN BKS CONS BD 0.350% 04/23/24 B/E DTD 06/23/21 CALLABLE 03/23/22 @ 100.000 Moody Rating Aaa S & P Rating AA+	245,000.0000	97.9440	239,962.80	154.83	857.50	0.35%
Security Identifier: 3130AMQ08						
FEDERAL HOME LN MTG CORP MEDIUM TERM NTS FED 0.625% 09/15/25 B/E DTD 09/15/20 CALLABLE 09/15/22 Moody Rating Aaa	248,000.0000	95.9380	237,926.24	701.81	1,550.00	0.65%
Security Identifier: 3134GWB70						
<b>Total U.S. Government Bonds</b>	1,976,000.0000		\$1,938,436.90	\$1,967.39	\$5,768.50	
<b>TOTAL FIXED INCOME</b>	12,331,000.0000		\$12,162,074.02	\$16,332.34	\$90,603.50	
				<b>Accrued Interest</b>	<b>Estimated Annual Income</b>	
<b>Total Portfolio Holdings</b>			<b>Market Value</b> \$12,162,092.91	\$16,332.34	\$90,603.50	

<sup>1</sup> This bond is maturing.**Portfolio Holdings Disclosures****Pricing**

This section includes the net market value of the securities in your account on a settlement date basis, including short positions, at the close of the statement period. The market prices, unless otherwise noted, have been obtained from independent vendor services, which we believe to be reliable. In some cases the pricing vendor may provide prices quoted by a single broker or market maker. Market prices do not constitute a bid or an offer, and may differ from the actual sale price. Securities for which a price is not available are marked "N/A" and are omitted from the Total.

THE AS OF PRICE DATE ONLY APPEARS WHEN THE PRICE DATE DOES NOT EQUAL THE STATEMENT DATE.

**Estimated Annual Figures**

The estimated annual income (EAI) and estimated annual yield (EAY) figures are estimates and for informational purposes only. These figures are not considered to be a forecast or guarantee of future results. These figures are computed using information from providers believed to be reliable; however, no assurance can be made as to the accuracy. Since interest and dividend rates are subject to change at any time, and may be affected by current and future economic, political, and business conditions, they should not be relied on for making investment, trading, or tax decisions. These figures assume that the position quantities, interest and dividend rates, and prices remain constant. A capital gain or return of principal may be included in the figures for certain securities, thereby overstating them. Refer to [www.pershing.com/disclosures](http://www.pershing.com/disclosures) for specific details as to formulas used to calculate the figures. Accrued interest represents interest earned but not yet received.

## Portfolio Holdings Disclosures (continued)

### Reinvestment

The dollar amount of Mutual Fund distributions, Money Market Fund dividend income, Bank Deposit interest income, or dividends for other securities shown on your statement may have been reinvested. You will not receive confirmation of these reinvestments. Upon written request to your financial institution, information pertaining to these transactions, including the time of execution and the name of the person from whom your security was purchased, may be obtained. In dividend reinvestment transactions, Pershing acts as your agent and receives payment for order flow.

### Option Disclosure

Information with respect to commissions and other charges incurred in connection with the execution of option transactions has been included in confirmations previously furnished to you. A summary of this information is available to you promptly upon your written request directed to your introducing firm. In order to assist your introducing firm in maintaining current background and financial information concerning your option accounts, please promptly advise them in writing of any material change in your investment objectives or financial situation. Expiring options which are valuable are exercised automatically pursuant to the exercise by exception procedure of the Options Clearing Corporation. Additional information regarding this procedure is available upon written request to your introducing firm.

### Certificates of Deposit

Certificates of Deposit acquired through the Certificate of Deposit Account Registry Service ("CDARS") and held in your brokerage account are subject to Securities Investor Protection Corporation (SIPC) coverage. Please see additional information about SIPC under Important Information and Disclosures on this statement.

Please be advised that the secondary market for CDs is generally illiquid; the actual value of CDs may be different from their purchase price; and a significant loss of principal could result if your CDs are sold prior to maturity. In the event that the CDs listed above do not indicate a market valuation, an accurate market value could not be determined. In the event that a price is listed above for your CDs, Pershing has obtained a price from sources deemed to be reliable or has priced your CDs using a matrix formula. Prices are estimates and the actual value you may obtain for your CD may be different if you elect to sell your CD in the secondary market.

### Foreign Currency Transactions

Pershing will execute foreign currency transactions as principal for your account. Pershing may automatically convert foreign currency to or from U.S. dollars for dividends and similar corporate action transactions unless you instruct your financial organization otherwise. Pershing's currency conversion rate will not exceed the highest interbank conversion rate identified from customary banking sources on the conversion date or the prior business day, increased by up to 1%, unless a particular rate is required by applicable law. Your financial organization may also increase the currency conversion rate. This conversion rate may differ from rates in effect on the date you executed a transaction, incurred a charge, or received a credit. Transactions converted by agents (such as depositories) will be billed at the rates such agents use.

### Proxy Vote

Securities not fully paid for in your margin account may be lent by Pershing to itself or others in accordance with the terms outlined in the Margin Agreement. The right to vote your shares held on margin may be reduced by the amount of shares on loan. The Proxy Voting Instruction Form sent to you may reflect a smaller number of shares entitled to vote than the number of shares in your margin account.

### Ratings

This statement may contain credit rating information obtained from Standard & Poor's. Reproducing and distributing any information received from Standard & Poor's is not permitted without prior written authorization from Standard & Poor's. Standard & Poor's does not guarantee the accuracy, completeness, timeliness or availability of any information. Standard & Poor's is not responsible for any errors or omissions, regardless of the cause, or for the results of using such content. Standard & Poor's makes no express or implied warranties including warranties of merchantability or fitness for a particular purpose. Standard & Poor's shall not be legally responsible for any fees, costs, expenses or losses in connection with the use of their content. Credit ratings are opinions and not statements of facts; are not recommendations to purchase, hold or sell securities; and do not address suitability for investment purpose. Credit ratings should not be relied upon as investment advice.



February 1, 2022 - February 28, 2022  
MEDINA CITY SCHOOLS

**Activity Summary** (All amounts shown are in base currency)

	Credits This Period	Debits This Period	Net This Period	Credits Year-to-Date	Debits Year-to-Date	Net Year-to-Date
<b>Dividends and Interest</b>	<b>\$8,464.42</b>	<b>\$0.00</b>	<b>\$8,464.42</b>	<b>\$17,837.91</b>	<b>\$0.00</b>	<b>\$17,837.91</b>
<b>Distributions</b>	<b>\$248,000.00</b>	<b>\$0.00</b>	<b>\$248,000.00</b>	<b>\$248,000.00</b>	<b>\$0.00</b>	<b>\$248,000.00</b>
<b>Cash</b>						
Withdrawals	0.00	-261,932.19	-261,932.19	0.00	-266,476.93	-266,476.93
<b>Total Cash</b>	<b>\$0.00</b>	<b>-\$261,932.19</b>	<b>-\$261,932.19</b>	<b>\$0.00</b>	<b>-\$266,476.93</b>	<b>-\$266,476.93</b>
<b>Totals</b>	<b>\$256,464.42</b>	<b>-\$261,932.19</b>	<b>-\$5,467.77</b>	<b>\$265,837.91</b>	<b>-\$266,476.93</b>	<b>-\$639.02</b>

**Transactions by Type of Activity**

Process/ Settlement Date	Activity Type	Description	Quantity	Price	Accrued Interest	Amount	Currency
<b>Dividends and Interest</b>							
02/01/22	BOND INTEREST RECEIVED 538036JZ8	100000 LIVE OAK BKG CO WILMINGTON N C CTF DEP 1.550% 03/06/23 DTD 03/06/20 RD 01/17 PD 02/01/22				131.64	USD
02/01/22	BOND INTEREST RECEIVED 538036KB9	147000 LIVE OAK BKG CO WILMINGTON N C CTF DEP 1.600% 09/06/23 DTD 03/06/20 RD 01/17 PD 02/01/22				199.76	USD
02/01/22	BOND INTEREST RECEIVED 56034WAS0	248000 MAIN STR BK CORP WHEELING WV CTF DEP 2.950% 02/01/22 B/E DTD 02/01/19 RD 01/17 PD 02/01/22				1,844.03	USD
02/07/22	BOND INTEREST RECEIVED 27002YEV4	248000 EAGLEBANK BETHESDA MD CTF DEP 1.650% 03/06/23 DTD 03/06/20 RD 01/22 PD 02/06/22				347.54	USD
02/07/22	BOND INTEREST RECEIVED 38149MWB5	246000 GOLDMAN SACHS BK USA NEW YORK CTF DEP 0.250% 08/07/23 DTD 05/05/21 CLB RD 01/21 PD 02/05/22				52.23	USD
02/08/22	BOND INTEREST RECEIVED 88241TLZ1	248000 TEXAS EXCHANGE BK SSB CROWLEY CTF DEP 0.850% 11/14/25 B/E DTD 10/08/21 CLB RD 01/24 PD 02/08/22				179.04	USD
02/11/22	BOND INTEREST RECEIVED 90348JSW1	248000 UBS BK USA SALT LAKE CITY UT CTF DEP 1.000% 03/11/22 B/E DTD 03/11/20 RD 01/27 PD 02/11/22				210.63	USD
02/14/22	BOND INTEREST RECEIVED 14042RMX6	248000 CAPITAL ONE NATL ASSN MCLEAN VA CTF DEP 2.050% 08/15/22 DTD 08/14/19 RD 01/30 PD 02/14/22				2,562.89	USD

## Transactions by Type of Activity (continued)

Process/ Settlement Date	Activity Type	Description	Quantity	Price	Accrued Interest	Amount	Currency
<b>Dividends and Interest (continued)</b>							
02/14/22	BOND INTEREST RECEIVED 8727OLDL4	246000 TIAA FSB JACKSONVILLE FLA CTF DEP 0.500% 02/12/26 B/E DTD 02/12/21 CLB RD 01/28 PD 02/12/22				620.05	USD
02/14/22	BOND INTEREST RECEIVED 89235MLG4	248000 TOYOTA FINL SVGS BK HEND NV CTF DEP 0.600% 08/12/24 B/E DTD 08/12/21 RD 01/28 PD 02/12/22				750.11	USD
02/15/22	BOND INTEREST RECEIVED 06652CHH7	248000 BANKWEST INC PIERRE S D CTF DEP 1.250% 10/24/23 B/E DTD 04/24/20 RD 01/31 PD 02/15/22				263.29	USD
02/17/22	BOND INTEREST RECEIVED 201525AC6	248000 COMMERCIAL BK WEST LIBERTY KY CTF DEP 1.100% 03/17/25 DTD 03/17/20 CLB RD 02/02 PD 02/17/22				231.69	USD
02/22/22	BOND INTEREST RECEIVED 066519QQ5	248000 BANKUNITED NATL ASSN MIAMI LAKES FL CTF DEP 0.250% 03/20/23 B/E DTD 03/19/21 CLB RD 02/04 PD 02/19/22				52.66	USD
02/24/22	BOND INTEREST RECEIVED 534732AV4	248000 LINCOLN SVGS BK REINBECK IOWA CTF DEP CT/365 0.600% 06/24/24 B/E DTD 06/24/20 CLB RD 02/09 PD 02/24/22				126.38	USD
02/28/22	BOND INTEREST RECEIVED 32065RAK1	248000 FIRST KEYSTONE CMNTY BK BERWICK PA CTF DEP 0.600% 06/28/24 B/E DTD 06/30/20 CLB RD 02/13 PD 02/28/22				118.22	USD
02/28/22	BOND INTEREST RECEIVED 45780PBBO	249000 INSTITUTION FOR SVGS IN NEWBURYPORT & ITS VIC MA CTF DEP 0.700% 10/28/24 B/E DTD 10/28/21 CLB RD 02/13 PD 02/28/22				148.04	USD
02/28/22	BOND INTEREST RECEIVED 559582AK7	247000 MAGNOLIA BK INC KY CTF DEP 0.400% 10/30/24 B/E DTD 10/30/20 CLB RD 02/13 PD 02/28/22				78.50	USD
02/28/22	BOND INTEREST RECEIVED 56065GAL2	248000 MAINSTREET BK FAIRFAX VA CTF DEP ACT/365 0.200% 03/29/23 B/E DTD 03/29/21 RD 02/13 PD 02/28/22				40.77	USD
02/28/22	BOND INTEREST RECEIVED 66704MEQ0	248000 NORTHSTAR BK BAD AXE MICH CTF DEP 1.150% 03/31/23 B/E DTD 03/31/20 RD 02/13 PD 02/28/22				218.78	USD
02/28/22	BOND INTEREST RECEIVED 740367KG1	227000 PREFERRED BK LOS ANGELES CALIF CTF DEP 1.100% 03/27/24 DTD 03/27/20 RD 02/12 PD 02/27/22				212.07	USD
02/28/22	BOND INTEREST RECEIVED 81500JBG7	248000 SECURITY ST BK FARWELL TEX CTF DEP 0.400% 03/28/24 B/E DTD 03/31/21 CLB RD 02/25 PD 02/28/22				76.10	USD
<b>Total Dividends and Interest</b>					<b>\$0.00</b>	<b>\$8,464.42</b>	<b>USD</b>



February 1, 2022 - February 28, 2022  
MEDINA CITY SCHOOLS

### Transactions by Type of Activity (continued)

Process/ Settlement Date	Activity Type	Description	Quantity	Price	Accrued Interest	Amount	Currency
<b>Distributions</b>							
02/01/22	SECURITY REDEEMED 56034WASO	MAIN STR BK CORP WHEELING WV CTF DEP 2.950% 02/01/22 B/E DTD 02/01/19 ACCOUNT REDEMPTION	-248,000.0000			248,000.00	USD
<b>Total Distributions</b>					<b>\$0.00</b>	<b>\$248,000.00</b>	<b>USD</b>
<b>Cash Withdrawals and Deposits</b>							
02/01/22	ELECTRONIC TRANSACTION USD999997	SEND TO BANK FOR ACH ACH HUNTINGTON NATIONAL BANK				-5,467.77	USD
02/02/22	ELECTRONIC TRANSACTION USD999997	SEND TO BANK FOR ACH ACH HUNTINGTON NATIONAL BANK				-248,000.00	USD
02/28/22	ELECTRONIC TRANSACTION USD999997	SEND TO BANK FOR ACH ACH HUNTINGTON NATIONAL BANK				-8,464.42	USD
<b>Total Cash Withdrawals and Deposits</b>					<b>\$0.00</b>	<b>-\$261,932.19</b>	<b>USD</b>
<b>Total Value of Transactions</b>					<b>\$0.00</b>	<b>-\$5,467.77</b>	<b>USD</b>

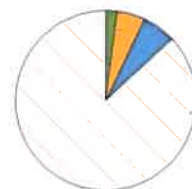
The price and quantity displayed may have been rounded.

### Fixed Income Analysis

#### Bond Quality

Bond Quality	Market Value	% of Bond Market Value	Percent of Fixed Income
AAA	1,209,914.30	10%	
Not Rated	10,952,159.72	90%	
<b>Total</b>	<b>12,162,074.02</b>	<b>100%</b>	

#### Bond Maturity Schedule



Bond Maturity	Market Value	% of Bond Market Value
Within 1 month	248,059.52	2%
1 to 6 months	589,528.73	5%
7 to 12 months	748,332.68	6%
1 to 5 years	10,576,153.09	87%
<b>Total</b>	<b>12,162,074.02</b>	<b>100%</b>

Percentages of bond market values are rounded to the nearest whole percentage.

Bond quality ratings reflect Moody's or Standard and Poor's ratings. Bonds may be rated by other services. Bonds that are in default are not included. Please refer to your Portfolio Holdings section.

## Messages

Although a money market mutual fund seeks to preserve the value of your investment at \$1 per share, it is possible to lose money by investing in a money market mutual fund. Shares of a money market mutual fund or the balance of a bank deposit product held in your brokerage account may be liquidated upon request with the proceeds credited to your brokerage account. Please see the money market mutual fund's prospectus or the bank deposit product's disclosure document or contact your Investment Professional for additional information. Pursuant to SEC Rule 10b-10(b)(1) confirmations are not sent for purchases into money market mutual funds processed on the sweep platform. Pursuant to applicable regulation, account statements will be produced monthly or quarterly.

## eDelivery

Going digital is more important than ever before, and the benefits of electronic delivery--speed, convenience and safety--are clear. We offer eDelivery for account statements, prospectus documents, proxy or shareholder communications, tax documents, trade confirmations and more.

To enroll, log in to your brokerage account and look for the one-click eDelivery pop-up or simply select 'Go Paperless' at the top of any page and follow the on-screen prompts for set-up. Enrollment can be activated as quickly as the day you register, and you will be notified when documents are available in an online, password-protected portal.

Contact your financial professional if you have any questions about any of our efficient digital tools.

*Please be advised that beginning March 1, 2022, Pershing will be implementing a change to client accounts governed by a margin agreement. Under the new process, eligible settled long positions will be maintained in a client's margin account type. Accounts that are not governed by a margin agreement will not be affected by this change.*

*Please contact your financial organization if you wish to learn more about this change.*

## Cash Not Yet Received

Security	Record Date	Payable Date	Quantity Held	Rate	Dividend Option	Amount of Payment
<b>Interest</b>						
BANKWEST INC PIERRE S D CTF DEP 1.250% 10/24/23 B/E	02/28/22	03/15/22	248,000.000	0.000959	Cash	237.81
EAGLEBANK BETHESDA MD CTF DEP 1.650% 03/06/23	02/19/22	03/06/22	248,000.000	0.001266	Cash	313.91
GOLDMAN SACHS BK USA NEW YORK CTF DEP 0.250% 08/07/23	02/18/22	03/05/22	246,000.000	0.000192	Cash	47.18
TEXAS EXCHANGE BK SSB CROWLEY CTF DEP 0.850% 11/14/25 B/E	02/21/22	03/08/22	248,000.000	0.000652	Cash	161.71
THIRD FED SVGS & LN ASSN OF CLEVELAND CTF DEP	02/28/22	03/15/22	245,000.000	0.001984	Cash	485.97
UBS BK USA SALT LAKE CITY UT CTF DEP 1.000% 03/11/22 B/E	02/24/22	03/11/22	248,000.000	0.000767	Cash	190.25
LIVE OAK BKG CO WILMINGTON N C CTF DEP	02/14/22	03/01/22	100,000.000	1.189041	Cash	118.90



February 1, 2022 - February 28, 2022  
MEDINA CITY SCHOOLS**Cash Not Yet Received (continued)**

Security	Record Date	Payable Date	Quantity Held	Rate	Dividend Option	Amount of Payment
<b>Interest (continued)</b>						
LIVE OAK BKG CO WILMINGTON N C CTF DEP	02/14/22	03/01/22	147,000.000	1.227397	Cash	180.43
<b>Total Cash Not Yet Received</b>						<b>\$1,736.16</b>

Assets shown here are not reflected in your account. This information has been received from sources we believe to be reliable. Pershing does not guarantee the accuracy of the information.

**Important Information and Disclosures****The Role of Pershing**

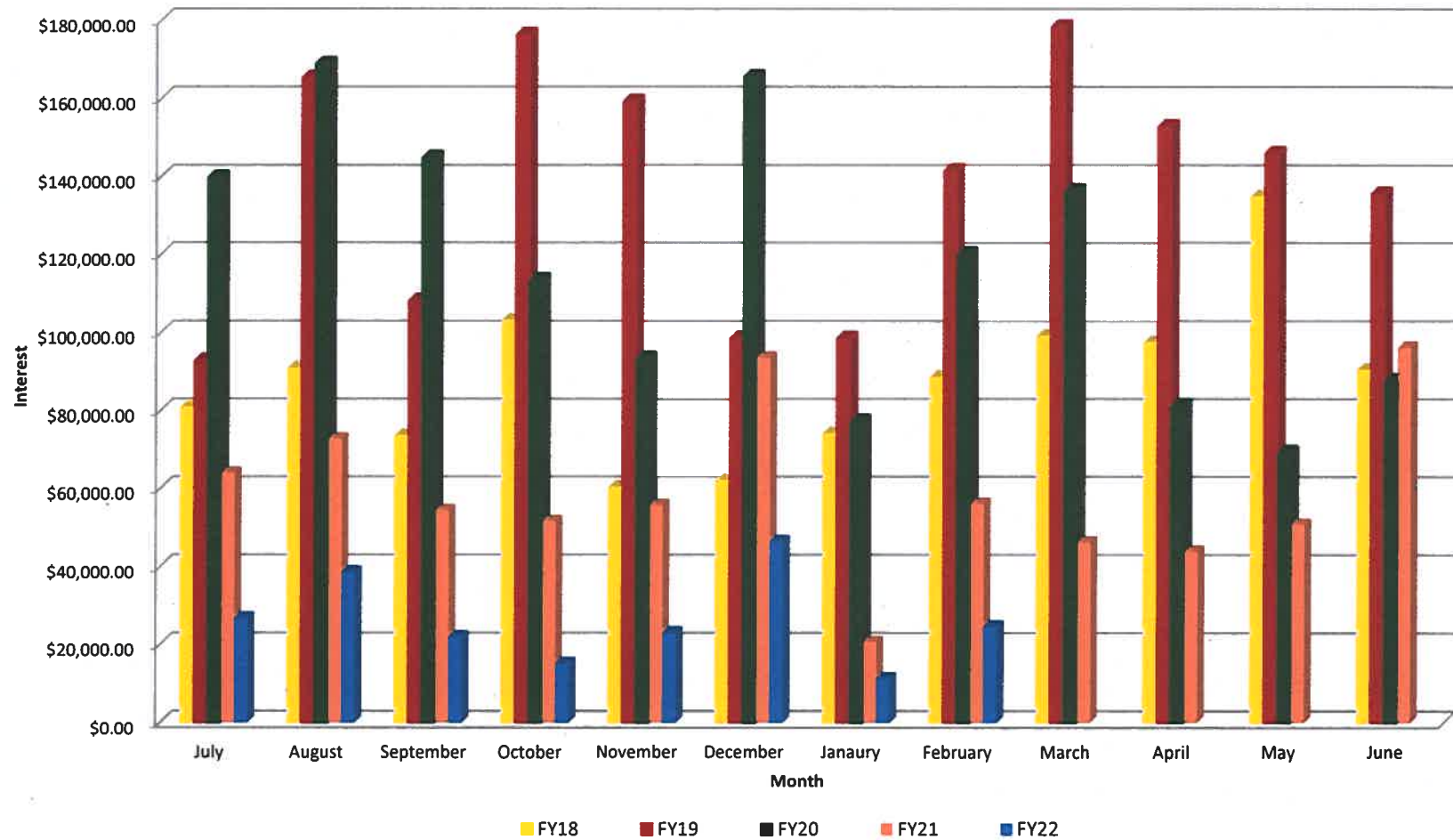
- Pershing carries your account as clearing broker pursuant to a clearing agreement with your financial institution. Pershing may accept from your financial institution without inquiry or investigation (i) orders for the purchase and sale of securities and other property and (ii) any other instructions concerning your account. Pershing is not responsible or liable for any acts or omissions of your financial institution or its employees and it does not supervise them. Pershing provides no investment advice nor does it assess the suitability of any transaction or order. Pershing acts as the agent of your financial institution and you agree that you will not hold Pershing or any person controlling or under common control with it liable for any investment losses incurred by you.
- Pershing performs several key functions at the direction of your financial institution. It acts as custodian for funds and securities you may deposit with it directly or through your financial institution or that it receives as the result of securities transactions it processes.
- Your financial institution is responsible for adherence to the securities laws, regulations and rules which apply to it regarding its own operations and the supervision of your account, its sales representatives and other personnel. Your financial institution is also responsible for approving the opening of accounts and obtaining account documents; the acceptance and, in certain instances, execution of securities orders; the assessment of the suitability of those transactions, where applicable; the rendering of investment advice, if any, to you and in general, for the ongoing relationship that it has with you.
- Inquiries concerning the positions and balances in your account may be directed to the Pershing Customer Service Department at (201) 413-3333. All other inquiries regarding your account or activity should be directed to your financial institution. Your financial organization's contact information can be found on the first page of this statement.
- For a description of other functions performed by Pershing please consult the Disclosure Statement provided to you upon the opening of your account. This notice is not meant as a definitive enumeration of every possible circumstance, but as a general disclosure. If you have any questions regarding this notice or if you would like additional copies of the Disclosure Statement, please contact your financial institution.
- Pershing is a member of the Securities Investor Protection Corporation (SIPC®). Please note that SIPC does not protect against loss due to market fluctuation. In addition to SIPC protection, Pershing provides coverage in excess of SIPC limits. For more detailed information please visit: [www.pershing.com/about/strength-and-stability](http://www.pershing.com/about/strength-and-stability).
- This statement will be deemed conclusive. You are advised to report any inaccuracy or discrepancy (including unauthorized trading) promptly, but no later than ten days after receipt of this statement, to your financial organization and Pershing. Please be advised that any oral communication should be re-confirmed in writing to further protect your rights, including your rights under the Securities Investor Protection Act.
- Your financial organization's contact information can be found on the first page of this statement. Pershing's contact information is as follows: **Pershing LLC, Legal Department, One Pershing Plaza, Jersey City, New Jersey 07399; (201) 413-3330**. Errors and Omissions excepted.

**Important Arbitration Disclosures**

- All parties to this agreement are giving up the right to sue each other in court, including the right to a trial by jury, except as provided by the rules of the arbitration forum in which a claim is filed.
- Arbitration awards are generally final and binding; a party's ability to have a court reverse or modify an arbitration award is very limited.



## Total Monthly Interest Earnings



EFINANCEPLUS  
 DATE: 03/11/2022  
 TIME: 14:33:30  
 SELECTION CRITERIA : ALL

MEDINA CITY SCHOOLS  
 OH Cash Position Report

PAGE NUMBER: 1

ACCOUNTING PERIOD : 8/22

FUND	SCC	DESCRIPTION	BEGIN	MTD RECEIPTS	FYTD RECEIPTS	MTD EXPENDITURES	FYTD EXPENDITURES	CURRENT FUND BALANCE	CURRENT ENCUMBRANCE	UNENCUMBERED FUND BALANCE
			BALANCE							
001	0000	GENERAL FUND								
		30,154,351.08	22,203,220.70	60,964,959.40	5,804,623.19	50,111,951.18	41,007,359.30	2,188,104.66	38,819,254.64	
001	0950	GENERAL FUND - CHROME								
		0.00	3,804.00	100,871.98	0.00	0.00	100,871.98	0.00	100,871.98	
001	2000									
		0.00	14,643.98	115,297.97	0.00	0.00	115,297.97	0.00	115,297.97	
<hr/>										
Total For Fund 001:			30,154,351.08	22,221,668.68	61,181,129.35	5,804,623.19	50,111,951.18	41,223,529.25	2,188,104.66	39,035,424.59
<hr/>										
002	9000	BOND RETIRE - ELEM/HIGH								
		3,561,305.29	1,651,140.00	3,836,723.11	0.00	3,704,225.82	3,693,802.58	495,518.25	3,198,284.33	
002	9012	SALES TAX - COPS								
		0.00	0.00	1,321,943.75	0.00	1,321,943.75	0.00	405,818.75	-405,818.75	
002	9014	ENERGY & TRANSP NOTES								
		0.00	0.00	339,212.52	0.00	339,212.52	0.00	0.00	0.00	
<hr/>										
Total For Fund 002:			3,561,305.29	1,651,140.00	5,497,879.38	0.00	5,365,382.09	3,693,802.58	901,337.00	2,792,465.58
<hr/>										
003	0000	PERMANENT IMPROVEMENT								
		185,994.61	0.00	0.00	0.00	0.00	185,994.61	0.00	185,994.61	
003	9000	PERMANENT IMPROVEMENT								
		13,601.14	0.00	0.00	0.00	0.00	13,601.14	0.00	13,601.14	
003	9001	REC CENTER-PERMANENT IMP								
		237,578.90	0.00	72.60	4,781.35	85,508.70	152,142.80	5,680.20	146,462.60	
<hr/>										
Total For Fund 003:			437,174.65	0.00	72.60	4,781.35	85,508.70	351,738.55	5,680.20	346,058.35
<hr/>										
006	0000	LUNCHROOM FUND								
		54,793.54	34,843.12	265,006.13	110,501.87	1,068,016.59	-748,216.92	7,524.27	-755,741.19	
006	9006	FEDERAL FUNDS								
		0.00	359,763.00	2,035,432.94	128,935.88	758,934.28	1,276,498.66	310,601.86	965,896.80	

EFINANCEPLUS  
 DATE: 03/11/2022  
 TIME: 14:33:30  
 SELECTION CRITERIA : ALL

MEDINA CITY SCHOOLS  
 OH Cash Position Report

PAGE NUMBER: 2

ACCOUNTING PERIOD : 8/22

FUND	SCC	DESCRIPTION	BEGIN BALANCE	MTD RECEIPTS	FYTD RECEIPTS	MTD EXPENDITURES	FYTD EXPENDITURES	CURRENT FUND BALANCE	CURRENT ENCUMBRANCE	UNENCUMBERED FUND BALANCE
006	9022	P-EBT ADMINISTRATIVE FUND 0.00		0.00	3,063.00	0.00	0.00	3,063.00	0.00	3,063.00
<hr/>										
Total For Fund	006:	54,793.54	394,606.12	2,303,502.07	239,437.75	1,826,950.87	531,344.74	318,126.13	213,218.61	
<hr/>										
007	9004	COLLINS SCH/POST-GRADUATE 1,004.45		10.97	18,057.56	0.00	0.00	19,062.01	20,000.00	-937.99
007	9022	0.00	6.95	12,066.16	0.00	0.00	12,066.16	0.00	12,066.16	
007	9110	ART TRUST - GARFIELD 11,304.69	6.55	68.97	0.00	0.00	11,373.66	0.00	11,373.66	
007	9111	CHARLES STANGEL SCH 12.75	0.01	0.09	0.00	0.00	12.84	0.00	12.84	
007	9333	RIOS STUDENT LEADER SCH 26,523.67	15.36	161.80	0.00	0.00	26,685.47	6,000.00	20,685.47	
007	9901	BIXLER SCHOLARSHIP FUND 125.00	0.07	0.68	0.00	0.00	125.68	0.00	125.68	
<hr/>										
Total For Fund	007:	38,970.56	39.91	30,355.26	0.00	0.00	69,325.82	26,000.00	43,325.82	
<hr/>										
008	9002	KANEHL MUSIC TRUST 29,031.43	16.81	177.08	0.00	0.00	29,208.51	250.00	28,958.51	
008	9003	RICHARD HOFFMAN COLLINS 772,391.85	0.00	0.00	0.00	0.00	772,391.85	50,000.00	722,391.85	
008	9112	ELAINE BUSHMAN FUND 19,547.27	11.32	119.23	0.00	0.00	19,666.50	500.00	19,166.50	
<hr/>										
Total For Fund	008:	820,970.55	28.13	296.31	0.00	0.00	821,266.86	50,750.00	770,516.86	
<hr/>										
009	9000	STAR 601.20	78.60	23,251.00	0.00	0.00	23,852.20	0.00	23,852.20	

EFINANCEPLUS  
 DATE: 03/11/2022  
 TIME: 14:33:30  
 SELECTION CRITERIA : ALL

MEDINA CITY SCHOOLS  
 OH Cash Position Report

PAGE NUMBER: 3

ACCOUNTING PERIOD : 8/22

FUND	SCC	DESCRIPTION	MTD RECEIPTS	FYTD RECEIPTS	MTD EXPENDITURES	FYTD EXPENDITURES	CURRENT FUND BALANCE	CURRENT ENCUMBRANCE	UNENCUMBERED FUND BALANCE
BEGIN BALANCE									
009	9110	UNIFORM SUPPLIES GA 5,580.80	0.00	2,430.00	399.73	5,025.51	2,985.29	700.27	2,285.02
009	9120	UNIFORM SUPPLIES - CN 11,585.62	72.00	8,485.10	126.49	7,254.85	12,815.87	1,015.25	11,800.62
009	9130	UNIFORM SUPPLIES - FN 6,676.73	289.00	9,127.95	360.95	7,898.35	7,906.33	3,889.05	4,017.28
009	9140	UNIFORM SUPPLIES - HE 11,078.66	258.00	8,514.00	435.05	6,684.87	12,907.79	800.00	12,107.79
009	9160	UNIFORM SUPPLIES - BL 3,512.47	232.80	11,299.60	1,405.76	8,229.73	6,582.34	4,156.45	2,425.89
009	9170	UNIFORM SUPPLIES - WA 23,755.64	87.50	12,927.50	1,254.32	10,251.05	26,432.09	4,258.87	22,173.22
009	9180	UNIFORM SUPPLIES - NO 6,843.94	940.60	9,970.40	1,303.04	9,204.33	7,610.01	882.99	6,727.02
009	9200	UNIFORM SUPPLIES - CL 20,471.40	781.00	17,575.75	396.60	18,059.88	19,987.27	5,530.16	14,457.11
009	9210	UNIFORM SUPPLIES - RT 2,910.42	451.15	18,974.65	941.68	15,920.97	5,964.10	5,271.52	692.58
009	9300	UNIFORM SUPPLIES - HS 16,369.65	4,177.50	128,895.37	5,393.08	45,047.33	100,217.69	84,739.61	15,478.08
009	9304	AVIATION/PHOTOGRAPHY 3.87	0.00	0.00	0.00	0.00	3.87	0.00	3.87
-----			-----	-----	-----	-----	-----	-----	-----
Total For Fund	009:	109,390.40	7,368.15	251,451.32	12,016.70	133,576.87	227,264.85	111,244.17	116,020.68
014	9016	MEDINA CNTY JUV DET CNTR 88,161.99	7,725.00	90,565.48	14,068.49	140,717.38	38,010.09	0.00	38,010.09
014	9116	EVOLVE 653,227.29	91,090.00	557,610.80	97,500.47	620,961.28	589,876.81	36,161.20	553,715.61
-----			-----	-----	-----	-----	-----	-----	-----
Total For Fund	014:	741,389.28	98,815.00	648,176.28	111,568.96	761,678.66	627,886.90	36,161.20	591,725.70
016	0000	EMERGENCY LEVY 20,800,938.74	2,846,330.00	6,605,168.93	849,259.84	6,268,494.06	21,137,613.61	262,134.12	20,875,479.49

EFINANCEPLUS  
 DATE: 03/11/2022  
 TIME: 14:33:30  
 SELECTION CRITERIA : ALL

MEDINA CITY SCHOOLS  
 OH Cash Position Report

PAGE NUMBER: 4

ACCOUNTING PERIOD : 8/22

FUND	SCC	DESCRIPTION BEGIN BALANCE	MTD RECEIPTS	FYTD RECEIPTS	MTD EXPENDITURES	FYTD EXPENDITURES	CURRENT FUND BALANCE	CURRENT ENCUMBRANCE	UNENCUMBERED FUND BALANCE
016	0410	EMERGENCY LVY 0.00	0.00	0.00	9,884.24	86,528.80	-86,528.80	0.00	-86,528.80
016	1000	EMERGNCY LVY 0.00	0.00	0.00	48,613.71	430,243.35	-430,243.35	0.00	-430,243.35
<hr/>									
Total For Fund 016:		20,800,938.74	2,846,330.00	6,605,168.93	907,757.79	6,785,266.21	20,620,841.46	262,134.12	20,358,707.34
<hr/>									
018	0000	PRINT SHOP 6,683.33	0.00	0.00	0.00	0.00	6,683.33	0.00	6,683.33
018	9000	PUBLIC SCHOOL SUP - SUPER 16.70	0.00	0.00	0.00	0.00	16.70	0.00	16.70
018	9110	PRINCIPAL'S FUND - GA 29,493.15	0.00	2,404.25	2,716.43	8,094.77	23,802.63	3,981.66	19,820.97
018	9111	GARFIELD SCHOOL STORE 49.99	0.00	0.00	0.00	0.00	49.99	0.00	49.99
018	9113	GARFIELD MEDIA CENTER 911.35	0.00	29.99	0.00	0.00	941.34	0.00	941.34
018	9120	PRINCIPAL - CN 43,266.18	0.00	2,363.07	287.08	4,761.20	40,868.05	4,232.59	36,635.46
018	9122	CANAVAN SCHOOL STORE 586.69	0.00	0.00	0.00	0.00	586.69	0.00	586.69
018	9123	BOOK FAIR - CANAVAN 91.40	0.00	3,828.29	0.00	3,828.29	91.40	0.00	91.40
018	9130	PRINCIPAL - FN 28,036.39	0.00	4,283.81	2,976.34	5,693.41	26,626.79	6,477.39	20,149.40
018	9133	BOOK FAIR - FENN 981.60	11.50	1,328.58	0.00	0.00	2,310.18	100.00	2,210.18
018	9135	MEDINA SKI TEAM 474.67	0.00	0.00	0.00	0.00	474.67	0.00	474.67
018	9140	PRINCIPAL'S FUND - HE 51,456.76	0.00	8,184.72	434.96	5,487.52	54,153.96	4,185.22	49,968.74
018	9143	HERITAGE MEDIA CENTER 3,047.55	0.00	122.33	359.13	997.40	2,172.48	0.00	2,172.48
018	9160	PRINCIPAL'S FUND - BL 51,986.05	0.00	5,605.60	2,860.48	13,614.86	43,976.79	3,200.32	40,776.47
018	9161	PBIS - BLAKE 4,488.25	0.00	0.00	0.00	0.00	4,488.25	0.00	4,488.25

EFINANCEPLUS  
 DATE: 03/11/2022  
 TIME: 14:33:30  
 SELECTION CRITERIA : ALL

MEDINA CITY SCHOOLS  
 OH Cash Position Report

PAGE NUMBER: 5

ACCOUNTING PERIOD : 8/22

FUND	SCC	DESCRIPTION BEGIN BALANCE	MTD RECEIPTS	FYTD RECEIPTS	MTD EXPENDITURES	FYTD EXPENDITURES	CURRENT FUND BALANCE	CURRENT ENCUMBRANCE	UNENCUMBERED FUND BALANCE
018	9163	BLAKE MEDIA CENTER 13,561.82	16.99	201.90	0.00	50.00	13,713.72	3,000.00	10,713.72
018	9170	PRINCIPALS FUND - WA 82,678.64	319.87	4,417.11	1,102.19	2,478.62	84,617.13	2,043.01	82,574.12
018	9171	WAITE SCHOOL STORE 1,191.68	370.80	590.80	198.06	492.69	1,289.79	0.00	1,289.79
018	9173	MEDIA CENTER WA 5,064.63	0.00	54.95	0.00	0.00	5,119.58	0.00	5,119.58
018	9174	FIELD TRIPS WA 15,209.72	0.00	0.00	0.00	0.00	15,209.72	0.00	15,209.72
018	9180	PRINCIPALS FUND NO 48,286.07	0.00	4,444.76	385.93	4,215.82	48,515.01	2,689.81	45,825.20
018	9181	NO SCHOOL STORE 1,631.19	0.00	0.00	0.00	0.00	1,631.19	0.00	1,631.19
018	9183	MEDIA CENTER NO 8,702.32	0.00	0.00	0.00	0.00	8,702.32	0.00	8,702.32
018	9184	FIELD TRIPS NO 146.00	0.00	0.00	0.00	0.00	146.00	0.00	146.00
018	9200	PRINCIPAL'S FUND - CL 74,955.05	700.00	8,563.83	1,581.74	11,382.48	72,136.40	7,295.71	64,840.69
018	9203	CL MEDIA CENTER 5,744.47	0.00	328.65	0.00	918.68	5,154.44	0.00	5,154.44
018	9210	PRINCIPAL'S FUND - RT 37,166.91	0.00	9,252.18	189.15	3,598.55	42,820.54	15,715.11	27,105.43
018	9211	ROOT M.S. MEDIA CENTER 10,296.91	0.00	43.92	0.00	50.00	10,290.83	0.00	10,290.83
018	9300	PRINCIPAL'S FUND - HS 39,456.44	789.25	14,466.99	426.05	10,359.04	43,564.39	28,884.30	14,680.09
018	9301	MEDIA CENTER FUND 1,431.50	0.00	0.00	0.00	0.00	1,431.50	0.00	1,431.50
018	9302	SPECIAL FUNDRAISER - HS 37,086.18	0.00	0.00	0.00	1,320.00	35,766.18	37,000.00	-1,233.82
018	9303	PERFORMING ARTS 75,486.00	1,667.00	7,600.00	5,485.79	11,479.59	71,606.41	45,712.60	25,893.81
018	9304	BUZZ 16,880.60	890.54	4,681.63	303.70	4,031.95	17,530.28	9,476.30	8,053.98
018	9305	FLEXIBLE CREDIT FUND 8,284.56	0.00	100.00	0.00	0.00	8,384.56	0.00	8,384.56
018	9306	FEED THE BEES 8,538.90	0.00	2,780.00	275.54	2,687.18	8,631.72	3,169.28	5,462.44

PAGE NUMBER: 6

FUND	SCC	DESCRIPTION		FYTD RECEIPTS	MTD EXPENDITURES	FYTD EXPENDITURES	CURRENT FUND BALANCE	CURRENT ENCUMBRANCE	UNENCUMBERED FUND BALANCE
		BEGIN BALANCE	MTD RECEIPTS						
018	9884	FACILITY RENTAL 75,655.82	1,048.00	4,816.00	0.00	0.00	80,471.82	0.00	80,471.82
018	9900	INSERVICE - CENTRAL 3,702.01	0.00	0.00	0.00	0.00	3,702.01	0.00	3,702.01
018	9901	PUBLIC SCH SUPPORT - INST 1,720.86	0.00	0.00	0.00	3,767.67	-2,046.81	0.00	-2,046.81
018	9902	INSERVICE - SUPER 11,224.52	0.00	0.00	0.00	0.00	11,224.52	0.00	11,224.52
018	9903	BOARD/STUDENT DEVELOPMENT 2,800.00	0.00	0.00	0.00	0.00	2,800.00	0.00	2,800.00
018	9904	WELLNESS FUND 502.00	0.00	0.00	0.00	0.00	502.00	0.00	502.00
018	9905	PUBLIC SCH SUPT/STUD SERV 51,248.39	0.00	0.00	0.00	0.00	51,248.39	0.00	51,248.39
018	9906	COMMUNICA-PUBLIC SCH SUP 1,117.90	0.00	20.00	0.00	477.00	660.90	0.00	660.90
018	9907	STEAM - SUMMER ENRICHMENT 2,475.40	0.00	0.00	0.00	0.00	2,475.40	0.00	2,475.40
018	9910	MAINTENANCE DEPARTMENT 3,902.36	0.00	0.00	0.00	0.00	3,902.36	0.00	3,902.36
018	9914	END OF YEAR 7.13	0.00	0.00	0.00	0.00	7.13	0.00	7.13
018	9915	BIKE TO SCHOOL 803.00	0.00	0.00	0.00	0.00	803.00	0.00	803.00
018	9916	SPIRIT NIGHT 4,432.98	0.00	1,000.00	0.00	1,976.25	3,456.73	0.00	3,456.73
018	9919	STUDENT ART SHOW 189.09	0.00	0.00	109.90	109.90	79.19	90.10	-10.91
018	9920	TRSP FUND 2,518.00	0.00	23.00	0.00	530.70	2,010.30	0.00	2,010.30
018	9922	AMERICAN HEART GRANT 0.00	0.00	1,000.00	0.00	0.00	1,000.00	0.00	1,000.00
018	9930	RESOURCE CONNECTION 1,500.00	0.00	0.00	0.00	0.00	1,500.00	0.00	1,500.00
Total For Fund 018:		877,169.11	5,813.95	92,536.36	19,692.47	102,403.57	867,301.90	177,253.40	690,048.50

EFINANCEPLUS  
 DATE:03/11/2022  
 TIME:14:33:30  
 SELECTION CRITERIA : ALL

MEDINA CITY SCHOOLS  
 OH Cash Position Report

PAGE NUMBER: 7

ACCOUNTING PERIOD : 8/22

FUND	SCC	DESCRIPTION	MTD RECEIPTS	FYTD RECEIPTS	MTD EXPENDITURES	FYTD EXPENDITURES	CURRENT FUND BALANCE	CURRENT ENCUMBRANCE	UNENCUMBERED FUND BALANCE
		BEGIN BALANCE							
019	9000	ADAMH GRANT 7,352.00	0.00	0.00	0.00	0.00	7,352.00	0.00	7,352.00
019	9018	LOWE'S LIGHT UP GA FY08 48.08	0.00	0.00	0.00	0.00	48.08	0.00	48.08
019	9020	RIF PROGRAM GRANT - NO 400.73	0.00	0.00	0.00	0.00	400.73	0.00	400.73
019	9021	JENNINGS - B - BRYNIARSKI 0.82	0.00	0.00	0.00	0.00	0.82	0.00	0.82
019	9023	PUB EDU LEADERSHIP COM GT 0.01	0.00	0.00	0.00	0.00	0.01	0.00	0.01
019	9029	M H J GRANT/ZAVESKY/FY09 6.82	0.00	0.00	0.00	0.00	6.82	0.00	6.82
019	9030	PERF BASD ASSMENT GT FY10 79.76	0.00	0.00	0.00	0.00	79.76	0.00	79.76
019	9031	PBA FY11 256.96	0.00	0.00	0.00	0.00	256.96	0.00	256.96
019	9113	ACS-HACH CHEM GT - HAMMAN 96.34	0.00	0.00	0.00	0.00	96.34	0.00	96.34
019	9121	ADAMH GRANT 40,888.00	0.00	0.00	0.00	0.00	40,888.00	0.00	40,888.00
019	9180	PPG INNOV CLASSRM GT-NO 15.31	0.00	0.00	0.00	0.00	15.31	0.00	15.31
019	9181	FIRST ENERGY GRANT 0.16	0.00	0.00	0.00	0.00	0.16	0.00	0.16
019	9213	VIDEO CLUB GRANT - MHS 2.82	0.00	0.00	0.00	0.00	2.82	0.00	2.82
019	9301	PPG GRANT - ROBOTICS 9.07	0.00	0.00	0.00	0.00	9.07	0.00	9.07
019	9313	JENNINGS - NOP - MILLER 13.86	0.00	0.00	0.00	0.00	13.86	0.00	13.86
019	9413	3M AND OTHER GRANT 152.03	0.00	0.00	0.00	0.00	152.03	0.00	152.03
019	9513	NEA STUDENT ACHIEVE GT 191.88	0.00	0.00	0.00	0.00	191.88	0.00	191.88
019	9715	FUEL UP - BLAKE 23.82	0.00	0.00	0.00	0.00	23.82	0.00	23.82
019	9920	M H J SUPPORT STUGGLING 1,000.00	0.00	0.00	0.00	0.00	1,000.00	0.00	1,000.00

EFINANCEPLUS  
 DATE: 03/11/2022  
 TIME: 14:33:30  
 SELECTION CRITERIA : ALL

MEDINA CITY SCHOOLS  
 OH Cash Position Report

PAGE NUMBER: 8

ACCOUNTING PERIOD : 8/22

FUND	SCC	DESCRIPTION	BEGIN	MTD RECEIPTS	FYTD RECEIPTS	MTD EXPENDITURES	FYTD EXPENDITURES	CURRENT FUND BALANCE	CURRENT ENCUMBRANCE	UNENCUMBERED FUND BALANCE
-----										
Total For Fund	019:									
		50,538.47		0.00	0.00	0.00	0.00	50,538.47	0.00	50,538.47
020	9001	TRANSPORTATION ENTERPRISE								
		79,317.95		2,548.76	14,213.18	1,325.05	5,129.32	88,401.81	3,316.28	85,085.53
-----										
Total For Fund	020:									
		79,317.95		2,548.76	14,213.18	1,325.05	5,129.32	88,401.81	3,316.28	85,085.53
022	9000	UNCLAIMED FUNDS								
		49,699.09		-12.00	6,594.70	0.00	5,109.00	51,184.79	5,000.00	46,184.79
022	9093	DIVERSION PROG ADAMHS BD								
		1,000.00		0.00	0.00	0.00	0.00	1,000.00	0.00	1,000.00
022	9094	DIVERSION PROG ADAMHS BD								
		1,000.00		0.00	0.00	0.00	0.00	1,000.00	0.00	1,000.00
022	9300	OH HS ATH ASSOC FUND								
		1,078.09		0.00	13,440.00	113.69	13,037.08	1,481.01	0.00	1,481.01
-----										
Total For Fund	022:									
		52,777.18		-12.00	20,034.70	113.69	18,146.08	54,665.80	5,000.00	49,665.80
024	9001	MED AND DRUG/SELF INS								
		6,285,917.08		771,499.12	6,260,992.73	826,775.02	7,604,753.51	4,942,156.30	1,809,524.90	3,132,631.40
024	9002	DENT SELF INS								
		545,659.28		55,866.83	447,709.36	64,454.83	420,288.46	573,080.18	105,545.17	467,535.01
024	9094	FLEX PRO								
		57,604.22		19,039.28	103,804.12	676.40	116,453.14	44,955.20	98,476.50	-53,521.30
-----										
Total For Fund	024:									
		6,889,180.58		846,405.23	6,812,506.21	891,906.25	8,141,495.11	5,560,191.68	2,013,546.57	3,546,645.11
027	0000	WORK COMP-SELF INS								
		417,055.60		20,889.18	208,869.75	60,351.48	115,532.36	510,392.99	62,387.64	448,005.35

EFINANCEPLUS  
DATE: 03/11/2022  
TIME: 14:33:30  
SELECTION CRITERIA : ALL

MEDINA CITY SCHOOLS  
OH Cash Position Report

PAGE NUMBER: 9

ACCOUNTING PERIOD : 8/22

FUND	SCC	DESCRIPTION BEGIN BALANCE	MTD RECEIPTS	FYTD RECEIPTS	MTD EXPENDITURES	FYTD EXPENDITURES	CURRENT FUND BALANCE	CURRENT ENCUMBRANCE	UNENCUMBERED FUND BALANCE
<hr/>									
Total For Fund	027:	417,055.60	20,889.18	208,869.75	60,351.48	115,532.36	510,392.99	62,387.64	448,005.35
071	9013	SALES TAX P I 3,529,350.83	0.00	3,007,407.25	169,402.82	3,347,620.03	3,189,138.05	293,727.40	2,895,410.65
<hr/>									
Total For Fund	071:	3,529,350.83	0.00	3,007,407.25	169,402.82	3,347,620.03	3,189,138.05	293,727.40	2,895,410.65
<hr/>									
200	9110	GA STUD COUN/K-KIDS CLUB 635.45	0.37	3.89	0.00	0.00	639.34	350.00	289.34
200	9121	CN STUDENT COUNCIL 1,394.94	0.81	8.52	0.00	0.00	1,403.46	0.00	1,403.46
200	9134	FN STUDENT BUSINESS 9.54	0.01	0.07	0.00	0.00	9.61	0.00	9.61
200	9140	STUDENT COUNCIL - HE 165.95	0.10	1.01	0.00	0.00	166.96	0.00	166.96
200	9184	NO STUDENT COUNCIL 53.11	0.03	0.31	0.00	0.00	53.42	0.00	53.42
200	9185	K-KIDS KIWANIS CLUB-NO 10,684.14	6.31	272.17	0.00	0.00	10,956.31	0.00	10,956.31
200	9202	CL STUDENT COUNCIL 102.97	0.00	37.04	0.00	135.00	5.01	0.00	5.01
200	9204	CL CHEERLEADERS 533.25	0.31	3.25	0.00	0.00	536.50	0.00	536.50
200	9205	CL BUILDERS CLUB 3,493.00	177.12	196.41	0.00	0.00	3,689.41	0.00	3,689.41
200	9209	CL DRAMA CLUB 27,143.86	15.05	164.91	1,162.75	1,162.75	26,146.02	4,037.25	22,108.77
200	9253	BUILDERS' CLUB - RT 4,521.94	2.57	24.50	158.30	232.77	4,313.67	1,767.23	2,546.44
200	9254	HONORS ACADEMY - ROOT 4,862.98	858.75	882.58	373.64	1,103.66	4,641.90	1,800.36	2,841.54
200	9256	DRAMA CLUB - ROOT M.S. 7,405.24	4.02	43.83	0.00	469.50	6,979.57	4,030.50	2,949.07

EFINANCEPLUS  
 DATE: 03/11/2022  
 TIME: 14:33:30  
 SELECTION CRITERIA : ALL

MEDINA CITY SCHOOLS  
 OH Cash Position Report

PAGE NUMBER: 10

ACCOUNTING PERIOD : 8/22

FUND	SCC	DESCRIPTION	MTD RECEIPTS	FYTD RECEIPTS	MTD EXPENDITURES	FYTD EXPENDITURES	CURRENT FUND BALANCE	CURRENT ENCUMBRANCE	UNENCUMBERED FUND BALANCE
200	9258	STUD COUNCIL - ROOT M.S. 4,647.97	2.72	1,071.21	667.95	989.27	4,729.91	1,060.73	3,669.18
200	9301	YG AMERICANS FOR FREEDOM 0.21	0.00	0.00	0.00	0.00	0.21	0.00	0.21
200	9302	2009302 621.89	205.86	480.16	0.00	48.93	1,053.12	451.07	602.05
200	9303	CULTURAL EXPLORATION 200.00	0.12	1.23	0.00	0.00	201.23	0.00	201.23
200	9304	CAREER ASSOCIATION 0.37	0.00	0.00	0.00	0.00	0.37	0.00	0.37
200	9305	CHEMCLUB 2.16	0.00	0.01	0.00	0.00	2.17	0.00	2.17
200	9307	VOCAL 32,837.59	25.45	20,616.14	4,600.00	9,245.73	44,208.00	28,754.27	15,453.73
200	9309	IMPROV CLUB 587.48	0.34	3.59	0.00	0.00	591.07	600.00	-8.93
200	9310	D E P - NAT'L GERMAN HON 0.45	0.00	0.00	0.00	0.00	0.45	0.00	0.45
200	9312	DRAMA CLUB 21,106.90	3,539.26	5,400.81	241.46	2,455.66	24,052.05	20,544.34	3,507.71
200	9314	MEDINA OUTDOORS CLUB 174.68	0.31	362.62	0.00	0.00	537.30	450.00	87.30
200	9315	FELLOWSP OF CHRISTIAN ATH 343.00	0.20	2.10	0.00	0.00	345.10	0.00	345.10
200	9318	GIRLS LEADERSHIP CLUB 7,165.14	4.15	43.71	0.00	0.00	7,208.85	0.00	7,208.85
200	9321	KEY CLUB 57,755.34	33.00	1,930.25	0.00	2,357.18	57,328.41	8,630.12	48,698.29
200	9323	MEDINAMITE 1,737.67	0.99	10.58	20.00	20.00	1,728.25	1,980.00	-251.75
200	9324	MEDINIAN 60,353.20	2,152.89	6,624.90	0.00	0.00	66,978.10	11,000.00	55,978.10
200	9325	MHS BAND 8,803.92	5.05	3,644.58	627.87	3,683.80	8,764.70	20,667.17	-11,902.47
200	9326	NATIONAL HONOR SOCIETY 14,701.19	7.79	88.39	0.00	1,265.14	13,524.44	2,234.86	11,289.58
200	9327	ORCHESTRA 30,962.31	1,518.65	3,068.76	0.00	137.66	33,893.41	2,862.34	31,031.07
200	9330	SCIENCE OLYMPIAD CLUB 1,773.39	0.64	8.46	0.00	668.40	1,113.45	1,451.60	-338.15

EFINANCEPLUS  
 DATE: 03/11/2022  
 TIME: 14:33:30  
 SELECTION CRITERIA : ALL

MEDINA CITY SCHOOLS  
 OH Cash Position Report

PAGE NUMBER: 11

ACCOUNTING PERIOD : 8/22

FUND	SCC	DESCRIPTION BEGIN BALANCE	MTD RECEIPTS	FYTD RECEIPTS	MTD EXPENDITURES	FYTD EXPENDITURES	CURRENT FUND BALANCE	CURRENT ENCUMBRANCE	UNENCUMBERED FUND BALANCE
200	9331	SKI CLUB 3.24	0.00	0.01	0.00	0.00	3.25	0.00	3.25
200	9332	SPANISH CLUB 14,709.14	19.42	2,979.25	151.80	1,317.65	16,370.74	4,432.35	11,938.39
200	9333	STUDENT COUNCIL 32,215.08	25.92	25,207.47	689.42	12,396.91	45,025.64	19,804.41	25,221.23
200	9335	LATIN CLUB 7,758.20	64.55	556.72	247.00	385.33	7,929.59	5,114.67	2,814.92
200	9336	FRENCH CLUB 0.00	0.42	853.25	26.91	150.83	702.42	2,099.17	-1,396.75
200	9337	AMERICAN SIGN LANGUAGE 306.38	0.18	1.88	0.00	0.00	308.26	0.00	308.26
200	9339	SPEECH/DEBATE CLUB 19,629.15	11.65	2,527.95	583.00	1,921.49	20,235.61	26,557.00	-6,321.39
200	9340	STUDENT'S H.O.P.E. 1,167.61	0.49	322.21	0.00	633.10	856.72	350.78	505.94
200	9346	PENGUIN BOWL/NOSB 121.64	0.07	0.74	0.00	0.00	122.38	500.00	-377.62
200	9350	TECHNOLOGY CLUB 567.56	100.35	611.00	0.00	567.84	610.72	1,232.16	-621.44
200	9352	VIDEO CLUB - SR HI 5,724.53	3.31	85.14	0.00	61.81	5,747.86	5,938.19	-190.33
200	9353	CHINESE CLUB 1,016.02	0.64	96.57	0.00	0.00	1,112.59	500.00	612.59
200	9355	GENDER AND SEXUALITY ALLI 1,441.79	0.73	58.37	0.00	229.38	1,270.78	570.62	700.16
200	9380	V O F T 18,145.16	30.93	837.58	0.00	0.00	18,982.74	10,000.00	8,982.74
200	9420	CLASS OF 2020 7,493.32	0.00	4.78	0.00	7,282.00	216.10	215.69	0.41
200	9421	CLASS OF 2021 895.53	0.52	5.47	0.00	0.00	901.00	896.05	4.95
200	9422	CLASS OF 2022 3,266.12	2.00	2,664.25	0.00	2,453.53	3,476.84	3,474.84	2.00
200	9423	CLASS OF 2023 2,729.22	2.65	2,426.12	163.30	710.56	4,444.78	47,289.44	-42,844.66
200	9424	CLASS OF 2024 1,004.57	1.59	3,683.21	10.00	1,918.00	2,769.78	2,882.00	-112.22
200	9425	CLASS OF 2025 0.00	1.20	4,110.41	20.00	2,017.98	2,092.43	1,482.02	610.41

EFINANCEPLUS  
 DATE: 03/11/2022  
 TIME: 14:33:30  
 SELECTION CRITERIA : ALL

MEDINA CITY SCHOOLS  
 OH Cash Position Report

PAGE NUMBER: 12

ACCOUNTING PERIOD : 8/22

FUND	SCC	DESCRIPTION	BEGIN BALANCE	MTD RECEIPTS	FYTD RECEIPTS	MTD EXPENDITURES	FYTD EXPENDITURES	CURRENT FUND BALANCE	CURRENT ENCUMBRANCE	UNENCUMBERED FUND BALANCE
200	9999	STUD ACTIV FD WAGES/BENE 0.01		0.00	0.00	0.00	0.00	0.01	0.00	0.01
<hr/>										
Total For Fund	200:	422,975.50	8,829.49	92,028.37	9,743.40	56,021.86	458,982.01	246,011.23	212,970.78	
<hr/>										
300	0000	ATHLETIC FUND 157,003.05	0.00	0.00	0.00	0.00	157,003.05	0.00	157,003.05	
300	3000	ATHLETICS 0.00	0.00	1,100.00	35,490.90	199,712.63	-198,612.63	71,229.64	-269,842.27	
300	3001	ATHLETICS OTH 0.00	1,768.00	82,691.05	0.00	0.00	82,691.05	0.00	82,691.05	
300	3003	ATHLETICS BOYS BB 0.00	13,754.83	27,511.89	0.00	0.00	27,511.89	0.00	27,511.89	
300	3004	ATHLETICS GIRLS BB 0.00	5,754.72	13,055.97	0.00	0.00	13,055.97	0.00	13,055.97	
300	3007	ATHLETICS BOYS CC 0.00	0.00	11,055.00	0.00	0.00	11,055.00	0.00	11,055.00	
300	3008	ATHLETICS HS FOOTBALL 0.00	0.00	120,716.25	0.00	0.00	120,716.25	0.00	120,716.25	
300	3010	ATHLETICS SOCCER 0.00	96.00	138.00	0.00	0.00	138.00	0.00	138.00	
300	3012	ATHLETICS BOYS SOCCER 0.00	0.00	13,861.00	0.00	0.00	13,861.00	0.00	13,861.00	
300	3013	ATHLETICS GIRLS SOCCER 0.00	0.00	13,452.38	0.00	0.00	13,452.38	0.00	13,452.38	
300	3017	ATH GIRLS VBALL 0.00	0.00	10,680.16	0.00	0.00	10,680.16	0.00	10,680.16	
300	3018	ATH WRESTLING 0.00	930.99	2,978.99	0.00	0.00	2,978.99	0.00	2,978.99	
300	3021	ATH BOYS SWIMMING 0.00	645.00	1,318.37	0.00	0.00	1,318.37	0.00	1,318.37	
300	3022	ATH GIRLS SWIMMING 0.00	0.00	1,083.36	0.00	0.00	1,083.36	0.00	1,083.36	
300	9110	GARFIELD FIELD TRIPS 6,291.41	0.00	0.00	0.00	-150.00	6,441.41	0.00	6,441.41	
300	9120	CANAVAN FIELD TRIP 22.68	0.00	0.00	0.00	0.00	22.68	0.00	22.68	

EFINANCEPLUS  
DATE: 03/11/2022  
TIME: 14:33:30  
SELECTION CRITERIA : ALL

MEDINA CITY SCHOOLS  
OH Cash Position Report

PAGE NUMBER: 13

ACCOUNTING PERIOD : 8/22

FUND	SCC	DESCRIPTION	MTD RECEIPTS	FYTD RECEIPTS	MTD EXPENDITURES	FYTD EXPENDITURES	CURRENT FUND BALANCE	CURRENT ENCUMBRANCE	UNENCUMBERED FUND BALANCE
300	9121	WORLD WATCHER'S CLUB 7,362.04	0.00	0.00	0.00	0.00	7,362.04	0.00	7,362.04
300	9130	FENN FIELD TRIPS 0.00	0.00	410.00	0.00	600.00	-190.00	0.00	-190.00
300	9140	HERITAGE FIELD TRIPS 88.71	0.00	0.00	0.00	0.00	88.71	0.00	88.71
300	9160	BLAKE FIELD TRIPS 488.58	0.00	0.00	0.00	0.00	488.58	0.00	488.58
300	9170	WAITE FIELD TRIPS 687.67	0.00	0.00	0.00	140.00	547.67	0.00	547.67
300	9180	NORTHROP FIELD TRIPS 1,367.85	0.00	0.00	0.00	0.00	1,367.85	0.00	1,367.85
300	9201	CL BAND FUND 23,775.41	0.00	0.00	524.25	2,286.92	21,488.49	18,131.00	3,357.49
300	9202	CL ORCHESTRA FD. 258.00	0.00	0.00	0.00	0.00	258.00	0.00	258.00
300	9203	CL LIBRARY 370.00	0.00	0.00	0.00	0.00	370.00	0.00	370.00
300	9204	CLAGGETT M.S. CHOIR FUND 634.10	0.00	0.00	0.00	0.00	634.10	0.00	634.10
300	9250	ROOT M.S. BAND FUND 10,784.71	0.00	0.00	805.43	2,987.80	7,796.91	6,048.00	1,748.91
300	9251	ROOT M.S. ORCHESTRA FUND 1,246.65	0.00	0.00	0.00	0.00	1,246.65	0.00	1,246.65
300	9252	ROOT M.S. CHOIR FUND 3,270.15	0.00	0.00	0.00	0.00	3,270.15	0.00	3,270.15
300	9253	ROOT M.S. BEEHIVE 1,535.40	74.00	220.40	-2.04	97.91	1,657.89	299.05	1,358.84
300	9258	ROOT - DIST SUPER ACTIV 484.00	0.00	-484.00	0.00	0.00	0.00	11,912.00	-11,912.00
300	9301	BOWLING CLUB 2,480.08	150.00	4,250.00	0.00	0.00	6,730.08	4,500.00	2,230.08
300	9302	MENS VOLLEYBALL 8,738.06	0.00	0.00	0.00	2,469.89	6,268.17	7,600.00	-1,331.83
300	9303	HUDDLE/SHUDDLE 1,651.10	0.00	2,630.00	0.00	1,312.14	2,968.96	2,203.12	765.84
300	9304	LINK CREW 4,120.08	0.00	20.00	0.00	3,153.44	986.64	2,076.17	-1,089.53
300	9313	MUSICAL 15,037.09	0.00	30,149.83	0.00	15,905.82	29,281.10	0.00	29,281.10

EFINANCEPLUS  
 DATE:03/11/2022  
 TIME:14:33:30  
 SELECTION CRITERIA : ALL

MEDINA CITY SCHOOLS  
 OH Cash Position Report

PAGE NUMBER: 14

ACCOUNTING PERIOD : 8/22

FUND	SCC	DESCRIPTION	MTD RECEIPTS	FYTD RECEIPTS	MTD EXPENDITURES	FYTD EXPENDITURES	CURRENT FUND BALANCE	CURRENT ENCUMBRANCE	UNENCUMBERED FUND BALANCE
		BEGIN BALANCE							
300	9325	MHS BAND TRIP 7,171.20	0.00	0.00	0.00	0.00	7,171.20	0.00	7,171.20
300	9334	BEEHIVE CAFE 19,377.33	0.00	0.00	0.00	254.15	19,123.18	25,926.82	-6,803.64
300	9390	GLOBAL TRIPS 2,691.00	1,865.00	262.00	0.00	0.00	2,953.00	7,500.00	-4,547.00
300	9410	SPARKLE CHEERLEADING 2,013.29	0.00	0.00	79.92	1,210.08	803.21	0.00	803.21
<hr/>									
Total For Fund	300:	278,949.64	25,038.54	337,100.65	36,898.46	229,980.78	386,069.51	157,425.80	228,643.71
401	9011	AUX FUNDS/ST FRANCIS 48,228.92	0.00	0.00	0.00	48,228.92	0.00	0.00	0.00
401	9012	ST FRANCIS AUX SERVICES 0.00	153,831.63	328,539.70	39,141.79	110,844.31	217,695.39	62,714.85	154,980.54
401	9017	AUX ST FRANCIS 37.41	0.00	0.00	0.00	0.00	37.41	0.00	37.41
401	9021	AUX FUNDS NURTURY 14,283.90	0.00	0.00	0.00	14,283.90	0.00	0.00	0.00
401	9022	NURTURY 0.00	6,202.62	11,170.06	0.00	429.94	10,740.12	0.00	10,740.12
401	9027	AUX FUNDS NURTURY 72.90	0.00	0.00	0.00	0.00	72.90	0.00	72.90
401	9031	AUX FUNDS MCA 56,325.29	0.00	0.00	0.00	56,325.29	0.00	0.00	0.00
401	9032	MCA 0.00	231,236.30	404,181.29	35,105.28	254,355.14	149,826.15	23,102.75	126,723.40
401	9041	AUX FUNDS KIDS COUNTRY 5,015.38	0.00	0.00	0.00	5,015.38	0.00	0.00	0.00
401	9066	SM WONDERS 1,644.12	0.00	0.00	0.00	0.00	1,644.12	0.00	1,644.12
<hr/>									
Total For Fund	401:	125,607.92	391,270.55	743,891.05	74,247.07	489,482.88	380,016.09	85,817.60	294,198.49

EFINANCEPLUS  
 DATE:03/11/2022  
 TIME:14:33:30  
 SELECTION CRITERIA : ALL

MEDINA CITY SCHOOLS  
 OH Cash Position Report

PAGE NUMBER: 15

ACCOUNTING PERIOD : 8/22

FUND	SCC	DESCRIPTION BEGIN BALANCE	MTD RECEIPTS	FYTD RECEIPTS	MTD EXPENDITURES	FYTD EXPENDITURES	CURRENT FUND BALANCE	CURRENT ENCUMBRANCE	UNENCUMBERED FUND BALANCE
432	9097	MANAGE INFO SYS 0.80	0.00	0.00	0.00	0.00	0.80	0.00	0.80
-----									
Total For Fund 432:		0.80	0.00	0.00	0.00	0.00	0.80	0.00	0.80
-----									
450	9008	SCHOOLNET PLUS FY2008 1.00	0.00	0.00	0.00	0.00	1.00	0.00	1.00
-----									
Total For Fund 450:		1.00	0.00	0.00	0.00	0.00	1.00	0.00	1.00
-----									
451	9012	CONNECTIVITY 0.00	0.00	9,900.00	0.00	0.00	9,900.00	0.00	9,900.00
451	9013	CONNECTIVITY 2013 800.00	0.00	0.00	0.00	0.00	800.00	0.00	800.00
451	9018	CONNECTIVITY FY18 564.00	0.00	0.00	0.00	0.00	564.00	0.00	564.00
451	9019	CONNECTIVITY 120.00	0.00	0.00	0.00	0.00	120.00	0.00	120.00
-----									
Total For Fund 451:		1,484.00	0.00	9,900.00	0.00	0.00	11,384.00	0.00	11,384.00
-----									
452	9008	SCHOOLNET PD FY08 66.15	0.00	0.00	0.00	0.00	66.15	0.00	66.15
-----									
Total For Fund 452:		66.15	0.00	0.00	0.00	0.00	66.15	0.00	66.15
-----									
467	9020	STUD WELLNESS AND SUCCESS 0.00	0.00	0.00	9,852.87	79,383.65	-79,383.65	0.00	-79,383.65

EFINANCEPLUS  
 DATE: 03/11/2022  
 TIME: 14:33:30  
 SELECTION CRITERIA : ALL

MEDINA CITY SCHOOLS  
 OH Cash Position Report

PAGE NUMBER: 16

ACCOUNTING PERIOD : 8/22

FUND	SCC	DESCRIPTION	MTD RECEIPTS	FYTD RECEIPTS	MTD EXPENDITURES	FYTD EXPENDITURES	CURRENT FUND BALANCE	CURRENT ENCUMBRANCE	UNENCUMBERED FUND BALANCE
		BEGIN BALANCE							
467	9021	STUD WELLNESS AND SUCCESS 445,936.84	0.00	0.00	19,223.50	167,145.81	278,791.03	6,200.00	272,591.03
Total For Fund 467:		445,936.84	0.00	0.00	29,076.37	246,529.46	199,407.38	6,200.00	193,207.38
499	9012	INTERN PSYCH FY12 45.81	0.00	0.00	0.00	0.00	45.81	0.00	45.81
499	9013	INTERN PSYCH FY13 39.97	0.00	0.00	0.00	0.00	39.97	0.00	39.97
499	9019	SCHOOL SAFETY 23,148.67	0.00	0.00	0.00	0.00	23,148.67	6,531.13	16,617.54
499	9024	LOCAL GOV INNOVATION FUND 7,750.00	0.00	0.00	0.00	0.00	7,750.00	0.00	7,750.00
499	9039	INTERN PSYCH GRANT FY09 2.20	0.00	0.00	0.00	0.00	2.20	0.00	2.20
499	9112	E-TECH BLENDED LEARNING 321.71	0.00	0.00	0.00	0.00	321.71	0.00	321.71
Total For Fund 499:		31,308.36	0.00	0.00	0.00	0.00	31,308.36	6,531.13	24,777.23
506	9014	RES ED GRANT 950.00	0.00	0.00	0.00	0.00	950.00	0.00	950.00
Total For Fund 506:		950.00	0.00	0.00	0.00	0.00	950.00	0.00	950.00
507	9021	ESSER 0.00	0.00	9,585.03	42.86	9,627.89	-42.86	0.14	-43.00
507	9022	ARP ESSER 0.00	0.00	0.00	38,355.88	92,085.16	-92,085.16	500,831.00	-592,916.16
507	9121	ESSER II 690,227.00	0.00	3,929.75	435.87	712,708.19	-18,551.44	68,360.68	-86,912.12

EFINANCEPLUS  
 DATE:03/11/2022  
 TIME:14:33:30  
 SELECTION CRITERIA : ALL

MEDINA CITY SCHOOLS  
 OH Cash Position Report

PAGE NUMBER: 17

ACCOUNTING PERIOD : 8/22

FUND	SCC	DESCRIPTION BEGIN BALANCE	MTD RECEIPTS	FYTD RECEIPTS	MTD EXPENDITURES	FYTD EXPENDITURES	CURRENT FUND BALANCE	CURRENT ENCUMBRANCE	UNENCUMBERED FUND BALANCE
<hr/>									
Total For Fund	507:	690,227.00	0.00	13,514.78	38,834.61	814,421.24	-110,679.46	569,191.82	-679,871.28
516	9015	TITLE VI-B 2,690.82	0.00	0.00	0.00	0.00	2,690.82	0.00	2,690.82
516	9016	TITLE VI-B 229.90	0.00	0.00	0.00	0.00	229.90	0.00	229.90
516	9021	TITLE VI-B 214.00	0.00	274,126.81	0.00	202,563.33	71,777.48	0.00	71,777.48
516	9022	TITLE VI-B 0.00	0.00	0.00	98,932.46	697,213.50	-697,213.50	16,477.00	-713,690.50
516	9122	ARP IDEA 0.00	0.00	0.00	0.00	0.00	0.00	2,000.00	-2,000.00
<hr/>									
Total For Fund	516:	3,134.72	0.00	274,126.81	98,932.46	899,776.83	-622,515.30	18,477.00	-640,992.30
551	9120	TITLE III LEP 2,792.08	0.00	0.00	0.00	0.00	2,792.08	0.00	2,792.08
551	9121	TITLE III LEP 9,262.64	0.00	9,349.40	0.00	9,068.40	9,543.64	0.00	9,543.64
551	9122	TITLE III LEP 0.00	0.00	0.00	0.00	593.10	-593.10	0.00	-593.10
<hr/>									
Total For Fund	551:	12,054.72	0.00	9,349.40	0.00	9,661.50	11,742.62	0.00	11,742.62
572	9021	TITLE I 0.00	0.00	77,040.73	0.00	55,784.14	21,256.59	0.00	21,256.59
572	9022	TITLE I 0.00	0.00	191,673.14	39,312.95	270,063.39	-78,390.25	1,237.07	-79,627.32
572	9116	TITLE I-D 2.83	0.00	0.00	0.00	0.00	2.83	0.00	2.83

EFINANCEPLUS  
 DATE: 03/11/2022  
 TIME: 14:33:30  
 SELECTION CRITERIA : ALL

MEDINA CITY SCHOOLS  
 OH Cash Position Report

PAGE NUMBER: 18

ACCOUNTING PERIOD : 8/22

FUND	SCC	DESCRIPTION	MTD RECEIPTS	FYTD RECEIPTS	MTD EXPENDITURES	FYTD EXPENDITURES	CURRENT FUND BALANCE	CURRENT ENCUMBRANCE	UNENCUMBERED FUND BALANCE
-----			-----	-----	-----	-----	-----	-----	-----
572	9121	TITLE I-D 7,878.00	0.00	29,934.55	11,042.63	88,870.46	-51,057.91	0.00	-51,057.91
572	9122	TITLE I-D 0.00	0.00	11,378.71	1,703.61	14,796.28	-3,417.57	678.80	-4,096.37
572	9221	TITLE I - EOE 0.00	0.00	10,107.88	0.00	10,107.88	0.00	0.00	0.00
-----			-----	-----	-----	-----	-----	-----	-----
Total For Fund	572:	7,880.83	0.00	320,135.01	52,059.19	439,622.15	-111,606.31	1,915.87	-113,522.18
584	9022	TITLE IV-A 0.00	0.00	8,618.00	2,833.41	12,471.67	-3,853.67	15,574.12	-19,427.79
-----			-----	-----	-----	-----	-----	-----	-----
Total For Fund	584:	0.00	0.00	8,618.00	2,833.41	12,471.67	-3,853.67	15,574.12	-19,427.79
587	9021	PRESCHOOL 0.00	0.00	3,456.42	0.00	1,677.33	1,779.09	0.00	1,779.09
587	9022	EARLY CHILDHOOD 0.00	0.00	16,067.79	3,691.82	23,079.01	-7,011.22	1,227.66	-8,238.88
587	9121	68 RESTORATION 0.00	0.00	4,499.00	0.00	4,499.00	0.00	0.00	0.00
-----			-----	-----	-----	-----	-----	-----	-----
Total For Fund	587:	0.00	0.00	24,023.21	3,691.82	29,255.34	-5,232.13	1,227.66	-6,459.79
590	9021	TITLE II-A 14,320.82	0.00	28,556.20	0.00	17,289.94	25,587.08	0.00	25,587.08
590	9022	TITLE II-A 0.00	0.00	54,596.88	15,513.58	79,531.14	-24,934.26	18,450.58	-43,384.84
-----			-----	-----	-----	-----	-----	-----	-----
Total For Fund	590:	14,320.82	0.00	83,153.08	15,513.58	96,821.08	652.82	18,450.58	-17,797.76

EFINANCEPLUS  
 DATE: 03/11/2022  
 TIME: 14:33:30  
 SELECTION CRITERIA : ALL

MEDINA CITY SCHOOLS  
 OH Cash Position Report

PAGE NUMBER: 19

ACCOUNTING PERIOD : 8/22

FUND	SCC	DESCRIPTION	BEGIN BALANCE	MTD RECEIPTS	FYTD RECEIPTS	MTD EXPENDITURES	FYTD EXPENDITURES	CURRENT FUND BALANCE	CURRENT ENCUMBRANCE	UNENCUMBERED FUND BALANCE
599	9021	TITLE IV-A ST SUP & ACAD	20,000.00	0.00	7,448.92	0.00	6,950.77	20,498.15	0.00	20,498.15
599	9022	NSLP EQUIPMENT ASSISTANCE	0.00	0.00	0.00	0.00	0.00	0.00	75,714.49	-75,714.49
Total For Fund 599:			20,000.00	0.00	7,448.92	0.00	6,950.77	20,498.15	75,714.49	-55,216.34
GRAND TOTALS:			70,669,572.11	28,520,779.69	88,596,888.23	8,584,807.87	80,131,636.61	79,134,823.73	7,657,306.07	71,477,517.66

EFINANCEPLUS  
 DATE:03/11/2022  
 TIME:14:33:30  
 SELECTION CRITERIA : ALL

MEDINA CITY SCHOOLS  
 OH Cash Position Report

PAGE NUMBER: 20

ACCOUNTING PERIOD : 8/22

FUND	SCC	DESCRIPTION BEGIN BALANCE	MTD RECEIPTS	FYTD RECEIPTS	MTD EXPENDITURES	FYTD EXPENDITURES	CURRENT FUND BALANCE	CURRENT ENCUMBRANCE	UNENCUMBERED FUND BALANCE
001		30,154,351.08	22,221,668.68	61,181,129.35	5,804,623.19	50,111,951.18	41,223,529.25	2,188,104.66	39,035,424.59
002		3,561,305.29	1,651,140.00	5,497,879.38	0.00	5,365,382.09	3,693,802.58	901,337.00	2,792,465.58
003		437,174.65	0.00	72.60	4,781.35	85,508.70	351,738.55	5,680.20	346,058.35
006		54,793.54	394,606.12	2,303,502.07	239,437.75	1,826,950.87	531,344.74	318,126.13	213,218.61
007		38,970.56	39.91	30,355.26	0.00	0.00	69,325.82	26,000.00	43,325.82
008		820,970.55	28.13	296.31	0.00	0.00	821,266.86	50,750.00	770,516.86
009		109,390.40	7,368.15	251,451.32	12,016.70	133,576.87	227,264.85	111,244.17	116,020.68
014		741,389.28	98,815.00	648,176.28	111,568.96	761,678.66	627,886.90	36,161.20	591,725.70
016		20,800,938.74	2,846,330.00	6,605,168.93	907,757.79	6,785,266.21	20,620,841.46	262,134.12	20,358,707.34
018		877,169.11	5,813.95	92,536.36	19,692.47	102,403.57	867,301.90	177,253.40	690,048.50
019		50,538.47	0.00	0.00	0.00	0.00	50,538.47	0.00	50,538.47
020		79,317.95	2,548.76	14,213.18	1,325.05	5,129.32	88,401.81	3,316.28	85,085.53
022		52,777.18	-12.00	20,034.70	113.69	18,146.08	54,665.80	5,000.00	49,665.80
024		6,889,180.58	846,405.23	6,812,506.21	891,906.25	8,141,495.11	5,560,191.68	2,013,546.57	3,546,645.11

EFINANCEPLUS  
 DATE: 03/11/2022  
 TIME: 14:33:30  
 SELECTION CRITERIA : ALL

MEDINA CITY SCHOOLS  
 OH Cash Position Report

PAGE NUMBER: 21

ACCOUNTING PERIOD : 8/22

FUND	SCC	DESCRIPTION BEGIN BALANCE	MTD RECEIPTS	FYTD RECEIPTS	MTD EXPENDITURES	FYTD EXPENDITURES	CURRENT FUND BALANCE	CURRENT ENCUMBRANCE	UNENCUMBERED FUND BALANCE
027		417,055.60	20,889.18	208,869.75	60,351.48	115,532.36	510,392.99	62,387.64	448,005.35
071		3,529,350.83	0.00	3,007,407.25	169,402.82	3,347,620.03	3,189,138.05	293,727.40	2,895,410.65
200		422,975.50	8,829.49	92,028.37	9,743.40	56,021.86	458,982.01	246,011.23	212,970.78
300		278,949.64	25,038.54	337,100.65	36,898.46	229,980.78	386,069.51	157,425.80	228,643.71
401		125,607.92	391,270.55	743,891.05	74,247.07	489,482.88	380,016.09	85,817.60	294,198.49
432		0.80	0.00	0.00	0.00	0.00	0.80	0.00	0.80
450		1.00	0.00	0.00	0.00	0.00	1.00	0.00	1.00
451		1,484.00	0.00	9,900.00	0.00	0.00	11,384.00	0.00	11,384.00
452		66.15	0.00	0.00	0.00	0.00	66.15	0.00	66.15
467		445,936.84	0.00	0.00	29,076.37	246,529.46	199,407.38	6,200.00	193,207.38
499		31,308.36	0.00	0.00	0.00	0.00	31,308.36	6,531.13	24,777.23
506		950.00	0.00	0.00	0.00	0.00	950.00	0.00	950.00
507		690,227.00	0.00	13,514.78	38,834.61	814,421.24	-110,679.46	569,191.82	-679,871.28
516		3,134.72	0.00	274,126.81	98,932.46	899,776.83	-622,515.30	18,477.00	-640,992.30

EFINANCEPLUS  
 DATE: 03/11/2022  
 TIME: 14:33:30  
 SELECTION CRITERIA : ALL

MEDINA CITY SCHOOLS  
 OH Cash Position Report

PAGE NUMBER: 22

ACCOUNTING PERIOD : 8/22

FUND	SCC	DESCRIPTION BEGIN BALANCE	MTD RECEIPTS	FYTD RECEIPTS	MTD EXPENDITURES	FYTD EXPENDITURES	CURRENT FUND BALANCE	CURRENT ENCUMBRANCE	UNENCUMBERED FUND BALANCE
551		12,054.72	0.00	9,349.40	0.00	9,661.50	11,742.62	0.00	11,742.62
572		7,880.83	0.00	320,135.01	52,059.19	439,622.15	-111,606.31	1,915.87	-113,522.18
584		0.00	0.00	8,618.00	2,833.41	12,471.67	-3,853.67	15,574.12	-19,427.79
587		0.00	0.00	24,023.21	3,691.82	29,255.34	-5,232.13	1,227.66	-6,459.79
590		14,320.82	0.00	83,153.08	15,513.58	96,821.08	652.82	18,450.58	-17,797.76
599		20,000.00	0.00	7,448.92	0.00	6,950.77	20,498.15	75,714.49	-55,216.34
GRAND TOTALS:		70,669,572.11	28,520,779.69	88,596,888.23	8,584,807.87	80,131,636.61	79,134,823.73	7,657,306.07	71,477,517.66

# Medina City School District Check Register For the Period of - 8

3/11/22

2:36 PM

Check Date	Check Number	Vendor Name	Transaction Amount
02/01/2022	V689743	MEMO - HUNTINGTON NAT'L BANK	\$167,690.57
<b>02/01/2022 - Total</b>			<b>\$167,690.57</b>
02/02/2022	V690813	MEMO - A&M ENDEAVORS LLC	\$54.95
<b>02/02/2022 - Total</b>			<b>\$54.95</b>
02/03/2022	V689739	MEMO - MEDICAL MUTUAL	\$51,531.30
02/03/2022	V689745	GORDON FOOD SERVICE	\$9,966.30
<b>02/03/2022 - Total</b>			<b>\$61,497.60</b>
02/07/2022	V689740	MEMO - MEDICAL MUTUAL	\$140,599.14
<b>02/07/2022 - Total</b>			<b>\$140,599.14</b>
02/09/2022	V689741	MEMO MET LIFE INSURANCE	\$3,546.20
02/09/2022	V689744	GORDON FOOD SERVICE	\$8,835.75
<b>02/09/2022 - Total</b>			<b>\$12,381.95</b>
02/10/2022	689557	ADORAMA INC.	\$345.50
02/10/2022	689558	ADVANCE AUTO PARTS	\$63.92
02/10/2022	689559	AG-PRO OHIO LLC	\$89.30
02/10/2022	689560	AKRON CHILDRENS HOSPITAL	\$32,603.99
02/10/2022	689561	ALL FIRED UP	\$360.00
02/10/2022	689562	APEX LEARNING INC	\$4,500.00
02/10/2022	689563	APPLE INC.	\$2,990.00
02/10/2022	689564	APPLIED MSS	\$1,899.90
02/10/2022	689565	AQUACLEAR	\$91.91
02/10/2022	689566	ARMSTRONG UTILITIES INC.	\$770.02
02/10/2022	689567	ASCA	\$189.00
02/10/2022	689568	BARNES & NOBLE COLLEGE BOOKSELLERS	\$44.38
02/10/2022	689569	BELLEFAIRE JEWISH CHILDREN'S	\$28,866.06
02/10/2022	689570	NEW DAIRY HOLDCO, LLC.	\$5,835.77
02/10/2022	689571	BRIAN W. BARNES & CO. INC.	\$1,250.00
02/10/2022	689572	BRUMBAUGH-HERRICK INC.	\$700.00
02/10/2022	689573	BSN SPORTS LLC	\$330.72
02/10/2022	689574	BUEHLER'S MARKETS	\$191.49
02/10/2022	689575	BUZZARD TOOLS LLC	\$141.93
02/10/2022	689576	CAFETERIA-PEPSI COLA ORDERS	\$358.52
02/10/2022	689577	CAPP USA INC.	\$1,143.58

# Medina City School District Check Register For the Period of - 8

3/11/22

2:36 PM

Check Date	Check Number	Vendor Name	Transaction Amount
02/10/2022	689578	CARDINAL BUS SALES & SERV INC	\$2,155.15
02/10/2022	689579	CFL VENDING MACHINE REPAIR LLC	\$75.00
02/10/2022	689580	CHUCK'S CUSTOM LLC	\$261.28
02/10/2022	689581	CITY OF MEDINA	\$12,507.95
02/10/2022	689582	CLEVELAND CLINIC ATWORK	\$540.00
02/10/2022	689583	CLEVELAND PLUMBING SUPPLY CO.	\$37.64
02/10/2022	689584	CLEVELAND VICON COMPANY INC	\$70.96
02/10/2022	689585	COMDOC INC	\$352.92
02/10/2022	689586	CRANDALL COMPANY INC	\$746.70
02/10/2022	689587	CUMMINS INTERSTATE POWER INC	\$255.04
02/10/2022	689588	DATA RECOGNITION CORP.	\$929.25
02/10/2022	689589	DAWN CIPRO -PETTY CASHIER	\$206.94
02/10/2022	689590	DE LAGE LANDEN FINANCIAL	\$1,643.56
02/10/2022	689591	DRAMATIC PUBLISHING COMPANY	\$305.75
02/10/2022	689592	E3 DIAGNOSTICS	\$170.00
02/10/2022	689593	EDUCATIONAL SERVICE CENTER	\$28,764.00
02/10/2022	689594	ELECTRICAL APPLIANCE REPAIR	\$212.76
02/10/2022	689595	EMPIRICAL RESOLUTION INC	\$240.00
02/10/2022	689596	MEDINA COUNTY BOARD OF EDUCATION	\$117.42
02/10/2022	689597	ESC OF MEDINA COUNTY	\$101,756.39
02/10/2022	689598	ETIENNE MASSICOTTE	\$168.00
02/10/2022	689599	BC TECHNOLOGIES COMPANY	\$2,490.00
02/10/2022	689600	FLINN SCIENTIFIC INC.	\$188.98
02/10/2022	689601	FRONTIER NORTH INC	\$4,569.21
02/10/2022	689602	FRONTIER-ATTN: CHRIS MCELRATH	\$8.95
02/10/2022	689603	GALION HIGH SCHOOL	\$400.00
02/10/2022	689604	GCCTM-GREATER CLEVE COUNCIL	\$60.00
02/10/2022	689605	GIONINO'S PIZZERIA	\$86.00
02/10/2022	689606	GOPHER SPORT	\$267.41
02/10/2022	689607	GORDON FOOD SERVICE	\$35.97
02/10/2022	689608	MEDINA AREA CHAMBER OF COMMERCE	\$42.00
02/10/2022	689609	GRIZZLY AUTO & TIRE	\$564.04
02/10/2022	689610	HARRISON FORD INC	\$350.18

# Medina City School District Check Register For the Period of - 8

3/11/22

2:36 PM

Check Date	Check Number	Vendor Name	Transaction Amount
02/10/2022	689611	HEALTHCARE BILLING SERVICES	\$1,535.37
02/10/2022	689612	HUDSON HIGH SCHOOL	\$395.00
02/10/2022	689613	IMPACT GROUP PUBLIC RELATIONS	\$3,000.00
02/10/2022	689614	JEFF JORDAN	\$3,000.00
02/10/2022	689615	JOHN R GREEN CO.	\$51.72
02/10/2022	689616	JONATHAN BONEZZI	\$800.00
02/10/2022	689617	JW PEPPER & SON, INC.	\$670.91
02/10/2022	689618	LEARN21: A FLEXIBLE LEARNING	\$20,300.00
02/10/2022	689619	LODI LUMBER CO	\$753.37
02/10/2022	689620	MCMASTER-CARR SUPPLY COMPANY	\$306.59
02/10/2022	689621	MCS FOOD SERVICE DEPT.	\$580.34
02/10/2022	689622	MEDINA MANAGEMENT COMPANY, LLC.	\$60.93
02/10/2022	689623	MEDINA CITY SCHOOLS	\$148.60
02/10/2022	689624	MEDINA CITY SCHOOLS	\$52,145.00
02/10/2022	689625	MEDINA COUNTY BAR ASSOCIATION	\$45.00
02/10/2022	689626	MEDINA COUNTY BOARD OF DD.	\$4,867.80
02/10/2022	689627	MEDINA COUNTY LAW	\$100.00
02/10/2022	689628	MEDINA HARDWARE INC	\$39.95
02/10/2022	689629	MICHAEL BONEZZI	\$800.00
02/10/2022	689630	MICHAEL GORFIDO	\$280.65
02/10/2022	689631	ZIP MEDICAL SUPPLIES, LLC.	\$38.04
02/10/2022	689632	MONTVILLE POLICE DEPARTMENT	\$52.00
02/10/2022	689633	NICKLES BAKERY	\$246.17
02/10/2022	689634	NORTH GATEWAY TIRE CO INC	\$398.16
02/10/2022	689635	NORTHERN OHIO EQUIP. SERVICES	\$484.20
02/10/2022	689636	NORTON CITY SCHOOLS	\$60.00
02/10/2022	689637	NSPRA	\$295.00
02/10/2022	689638	NWEA	\$912.50
02/10/2022	689639	O.P. AQUATICS	\$1,375.70
02/10/2022	689641	OHIO DEPARTMENT OF COMMERCE	\$2,184.00
02/10/2022	689642	OHIO DEPT OF JOB &	\$381.09
02/10/2022	689643	OHIO EDISON COMPANY	\$62,580.30
02/10/2022	689644	OHIO HIGH SCHOOL SPEECH LEAGUE	\$71.00

# Medina City School District Check Register For the Period of - 8

3/11/22

2:36 PM

Check Date	Check Number	Vendor Name	Transaction Amount
02/10/2022	689645	OHIO SCHOOL BOARDS ASSOC	\$9,060.00
02/10/2022	689646	OHIO SCHOOLS COUNCIL	\$11,526.00
02/10/2022	689647	ORLO AUTO PARTS INC	\$856.79
02/10/2022	689648	P & A ADMINISTRATIVE SERVICES	\$336.00
02/10/2022	689649	PIONEER VALLEY BOOKS	\$81.68
02/10/2022	689650	POSITIVE PROMOTIONS INC	\$242.18
02/10/2022	689651	PSAT NMSQT	\$15,516.00
02/10/2022	689652	QUADIENT FINANCE USA, INC	\$2,706.46
02/10/2022	689653	ROBERTS ROOFING CO	\$16,381.00
02/10/2022	689654	RUMPKE OF OHIO INC	\$1,262.02
02/10/2022	689655	SC STRATEGIC SOLUTIONS LLC	\$325.00
02/10/2022	689656	SCOTT SCRIVEN LLP	\$1,066.00
02/10/2022	689657	SMETZER'S TIRE CENTER INC.	\$363.25
02/10/2022	689658	SPORTSWORLD	\$247.00
02/10/2022	689659	STAPLES INC	\$38.62
02/10/2022	689660	STARK STATE COLLEGE	\$230.95
02/10/2022	689661	STATS MEDIC, LLC	\$174.00
02/10/2022	689662	STEARNS VIOLINS INC.	\$495.00
02/10/2022	689663	STERLING FARM EQUIPMENT	\$76.11
02/10/2022	689664	SUBURBAN SCHOOL	\$46,466.00
02/10/2022	689665	SUPERIOR PRINTING INC DBA	\$314.20
02/10/2022	689666	SYNOVIA SOLUTIONS, LLC.	\$624.00
02/10/2022	689667	TALBERT'S COMMERCIAL PRODUCTS	\$455.93
02/10/2022	689668	TEACHER SYNERGY, LLC	\$524.17
02/10/2022	689669	THE M CONLEY COMPANY	\$1,528.03
02/10/2022	689670	THE SPARK CONFERENCE	\$3,600.00
02/10/2022	689671	TRANSPORTATION ACCESSORIES CO, INC.	\$178.44
02/10/2022	689672	TRECA DIGITAL ACADEMY	\$5,711.86
02/10/2022	689673	TREE FROG PUBLISHING LLC	\$190.00
02/10/2022	689674	TRIMARK SS KEMP	\$102,979.71
02/10/2022	689675	UNITY SCHOOL BUS PARTS	\$1,098.65
02/10/2022	689676	USA MOBILE DRUG TESTING	\$71.00
02/10/2022	689677	VIVACITY TECH PBC	\$2,550.00

# Medina City School District Check Register For the Period of - 8

3/11/22

2:36 PM

Check Date	Check Number	Vendor Name	Transaction Amount
02/10/2022	689678	VSA INC	\$5,115.00
02/10/2022	689679	WATERLOGIC AMERICAS LLC	\$139.90
02/10/2022	689680	RODNEY S WEHRLEY	\$33.60
02/10/2022	689681	WELLINGTON IMPLEMENT CO. INC.	\$45.00
02/10/2022	689682	WOLFF BROS. SUPPLY INC.	\$365.67
02/10/2022	689683	WOOSTER SPEECH & DEBATE PARENT	\$78.00
02/10/2022	689684	WORLD RISK MANAGEMENT	\$55,120.00
02/10/2022	689685	ZINKAN ENTERPRISES INC.	\$2,496.00
02/10/2022	V689686	ACA TRACK LLC.	\$2,600.00
02/10/2022	V689687	AIRGAS USA LLC	\$109.22
02/10/2022	V689692	AMAZON.COM	\$9,406.54
02/10/2022	V689693	ANTHONY BELSITO	\$801.00
02/10/2022	V689694	ELIZABETH A BONDI	\$11.76
02/10/2022	V689695	ANDREW L BRENNER	\$32.48
02/10/2022	V689696	CDWG	\$3,386.70
02/10/2022	V689697	CHRISTIA MATTEY	\$1,642.68
02/10/2022	V689698	CLEVELAND CLINIC CENTER	\$30,275.16
02/10/2022	V689699	WILLIAM B COWGER	\$19.00
02/10/2022	V689700	DAWN PROKOP	\$1,966.25
02/10/2022	V689701	SANDRA LEE DEBNAR	\$12.50
02/10/2022	V689702	BARBARA IMBURGIA DIMARINO	\$62.33
02/10/2022	V689703	DISCOUNT SCHOOL SUPPLY	\$179.22
02/10/2022	V689704	EASY GRAPHICS CORP	\$4,920.00
02/10/2022	V689705	ENNIS BRITTON CO LPA	\$1,740.00
02/10/2022	V689706	ENTERPRISE FM TRUST	\$8,468.72
02/10/2022	V689707	GOODWILL INDUSTRIES AKRON INC	\$4,186.00
02/10/2022	V689708	MASON DOUGLAS HARPER	\$499.86
02/10/2022	V689709	HARPLEY CS LLC	\$660.00
02/10/2022	V689710	TODD E HODKEY	\$701.34
02/10/2022	V689711	IXL LEARNING INC.	\$449.00
02/10/2022	V689712	SHELLY A JANSEN	\$137.76
02/10/2022	V689713	DONNA J JAVORSKY	\$19.00
02/10/2022	V689714	JEANNE PRITCHARD	\$1,125.19

# Medina City School District Check Register For the Period of - 8

3/11/22

2:36 PM

Check Date	Check Number	Vendor Name	Transaction Amount
02/10/2022	V689715	JOSHEN PAPER & PACKAGING CO.	\$231.70
02/10/2022	V689716	LLA THERAPY, LLC.	\$72,168.00
02/10/2022	V689717	LORI S KELLY	\$1,647.00
02/10/2022	V689718	MEGAN MONTGOMERY	\$109.32
02/10/2022	V689719	MICHAEL L WESNER	\$2,245.55
02/10/2022	V689720	STEVEN A MISHLER	\$19.04
02/10/2022	V689721	MOLLY O'CONNOR	\$50.00
02/10/2022	V689722	NCS PEARSON, INC.	\$1,424.65
02/10/2022	V689723	NICHOLAS BRANDON MACLARREN	\$240.00
02/10/2022	V689724	STANISLAV PROKORAT	\$35.73
02/10/2022	V689725	PSI AFFILIATES INC.	\$13,116.42
02/10/2022	V689726	REINHARDT SUPPLY COMPANY	\$6,590.97
02/10/2022	V689727	RONALD L FULLER	\$26.06
02/10/2022	V689728	JESSICA ELLIOTT ROSS	\$74.48
02/10/2022	V689729	SHAYNA MICHELLE SAMOSKY	\$43.12
02/10/2022	V689730	SCHOOL SPECIALTY, LLC.	\$2,164.27
02/10/2022	V689731	SENDERO THERAPIES INC.	\$38,327.84
02/10/2022	V689732	TRACI N SWANTEK	\$188.67
02/10/2022	V689733	TARA LOCHER	\$456.00
02/10/2022	V689734	VINSON GROUP LLC	\$2,575.00
02/10/2022	V689735	AIR RITE SERVICES, INC (V-CARD)	\$2,283.24
02/10/2022	V689736	CINTAS CORPORATION (V-CARD)	\$270.19
02/10/2022	V689737	EDUCATION ALTERNATIVES (V-CARD)	\$7,533.44
02/10/2022	V689738	W.B. MASON CO. INC. (V-CARD)	\$253.99
02/10/2022	V690995	MEMO-CAPITAL ONE	\$13,016.06
<b>02/10/2022 - Total</b>			<b>\$931,476.50</b>
02/11/2022	690932	F.C.P.E	\$145.00
02/11/2022	690933	KIDS FIRST	\$22.00
02/11/2022	690934	OAPSE	\$4,901.42
02/11/2022	690935	KEITH L RUCINSKI, CHAPTER 13 TRSTEE	\$1,268.77
02/11/2022	690936	OHIO EDUCATION ASSOCIATION	\$328.70
02/11/2022	690937	PEOPLE QUALIFIED COMMITTEE	\$25.05
02/11/2022	V690938	MEMO-FLEXSAVE	\$9,519.64

# Medina City School District Check Register For the Period of - 8

3/11/22

2:36 PM

Check Date	Check Number	Vendor Name	Transaction Amount
02/11/2022	V690939	MEDINA CITY SCHOOLS FOUNDATION	\$69.00
02/11/2022	V690940	MEMO - SERS - BOARD	\$61,745.72
02/11/2022	V690941	MEMO - STRS - BOARD	\$231,385.73
02/11/2022	V690942	MEMO -EFTPS - TAXES	\$238,603.61
02/11/2022	V690943	MEMO -MEDINA CITY SCHOOLS	\$418,867.48
02/11/2022	V690944	MEMO --S E R S - EMPLOYEE	\$44,573.19
02/11/2022	V690945	MEMO --S T R S - EMPLOYEE	\$241,984.33
02/11/2022	V690946	OHIO BUSINESS GATEWAY	\$46,651.67
02/11/2022	V690947	OHIO CHILD SUPPORT PAYMENT CENTRAL	\$2,045.47
02/11/2022	V690948	MEMO - OMNI	\$47,595.10
02/11/2022	V690949	TRUSTMARK VOLUNTARY BENEFITS	\$1,920.55
<b>02/11/2022 - Total</b>			<b>\$1,351,652.43</b>
02/14/2022	V689742	MEMO - MEDICAL MUTUAL	\$125,995.03
<b>02/14/2022 - Total</b>			<b>\$125,995.03</b>
02/16/2022	V689746	OHIO DEPT OF ED - MEMO CK	\$36,425.41
02/16/2022	V690982	GORDON FOOD SERVICE	\$5,019.50
<b>02/16/2022 - Total</b>			<b>\$41,444.91</b>
02/17/2022	689747	ACHIEVEMENT ADVANTAGE	\$4,087.50
02/17/2022	689748	ADVANCE AUTO PARTS	\$222.44
02/17/2022	689749	AG-PRO OHIO LLC	\$25.81
02/17/2022	689750	AKRON CHILDRENS HOSPITAL	\$40,195.96
02/17/2022	689751	ALBRIGHT SECURITY CENTER INC.	\$32.50
02/17/2022	689752	APPLIED MSS	\$212.59
02/17/2022	689753	ARMSTRONG UTILITIES INC.	\$149.95
02/17/2022	689754	BELLEFAIRE JEWISH CHILDREN'S	\$19,413.08
02/17/2022	689755	NEW DAIRY HOLDCO, LLC.	\$10,545.22
02/17/2022	689756	CANTON CITY SCHOOLS	\$60.00
02/17/2022	689757	CARDINAL BUS SALES & SERV INC	\$7,705.76
02/17/2022	689758	CCG AUTOMATION INC	\$430.26
02/17/2022	689759	CENTERRA CO-OP	\$185.24
02/17/2022	689760	CENTRAL RESTAURANT PRODUCTS	\$38.49
02/17/2022	689761	CHUCK'S CUSTOM LLC	\$106.92
02/17/2022	689762	CLEVELAND PLUMBING SUPPLY CO.	\$67.23

# Medina City School District Check Register For the Period of - 8

3/11/22

2:36 PM

Check Date	Check Number	Vendor Name	Transaction Amount
02/17/2022	689763	COCA COLA BOTTLING CO CSLDT	\$2,998.42
02/17/2022	689764	COPLEY HIGH SCHOOL (ATHLETICS)	\$75.00
02/17/2022	689765	CROSS THREAD SOLUTIONS LLC	\$603.45
02/17/2022	689766	DA-LOR SERVICE CO INC	\$440.00
02/17/2022	689767	DON JOHNSTON INC	\$324.00
02/17/2022	689768	JENNIFER SLAIGHT	\$455.00
02/17/2022	689769	EDUCATIONAL FURNITURE LLC	\$18,022.30
02/17/2022	689770	EDUCATIONAL SERVICE CENTER	\$42,765.00
02/17/2022	689771	ELECTRICAL APPLIANCE REPAIR	\$575.00
02/17/2022	689772	ESC OF MEDINA COUNTY	\$87,616.73
02/17/2022	689773	ETIENNE MASSICOTTE	\$56.00
02/17/2022	689774	FARMERS EXCHANGE CO INC	\$2,641.59
02/17/2022	689775	FASTENAL COMPANY	\$479.80
02/17/2022	689776	BC TECHNOLOGIES COMPANY	\$429.25
02/17/2022	689777	FLYLEAF PUBLISHING	\$658.69
02/17/2022	689778	FORTUNE COMPANIES, INC	\$354.44
02/17/2022	689779	GABRIELE KNAFLICH	\$726.00
02/17/2022	689780	GRAINGER SUPPLY CO	\$259.47
02/17/2022	689781	HARRIS BATTERY COMPANY INC	\$122.36
02/17/2022	689782	HD SUPPLY FACILITIES	\$76.49
02/17/2022	689783	HERSHEY CREAMERY CO	\$1,835.16
02/17/2022	689784	HIGH SCHOOL AD NETWORK LLC	\$32.00
02/17/2022	689785	HOME DEPOT CREDIT SERVICES	\$8.27
02/17/2022	689786	HOUSE OF FLOWERS BOUTIQUE	\$253.50
02/17/2022	689787	INNOVATIVE SOLUTIONS DISTRIBUTION	\$2,010.00
02/17/2022	689788	LAKESHORE EQUIPMENT COMPANY	\$290.88
02/17/2022	689789	LODI LUMBER CO	\$20.09
02/17/2022	689790	MACKIN BOOK COMPANY	\$95.39
02/17/2022	689791	MARS ELECTRIC CO.	\$594.71
02/17/2022	689792	MCMASTER-CARR SUPPLY COMPANY	\$201.31
02/17/2022	689793	MCS FOOD SERVICE DEPT.	\$226.90
02/17/2022	689794	MEDINA COUNTY BOARD OF DD.	\$4,056.50
02/17/2022	689795	MEDINA HARDWARE INC	\$46.14

# Medina City School District Check Register For the Period of - 8

3/11/22

2:36 PM

Check Date	Check Number	Vendor Name	Transaction Amount
02/17/2022	689796	MEDINA SENIOR HIGH SCHOOL	\$20.00
02/17/2022	689797	MENTOR HIGH SCHOOL	\$100.00
02/17/2022	689798	MICROSOFT CORPORATION	\$165.58
02/17/2022	689799	MIDLAND HARDWARE COMPANY	\$418.00
02/17/2022	689800	MNJ TECHNOLOGIES DIRECT INC	\$35,075.70
02/17/2022	689801	MONTVILLE POLICE DEPARTMENT	\$48.00
02/17/2022	689802	MORGAN AMEND	\$1,445.00
02/17/2022	689803	MOTION MOBILITY & DESIGN, INC.	\$3,656.00
02/17/2022	689804	MUSIC THEATRE INTERNATIONAL	\$1,162.75
02/17/2022	689805	MUSKINGUM UNIVERSITY	\$120.00
02/17/2022	689806	NANCY MYERS -PETTY CASHIER	\$176.55
02/17/2022	689808	NICKLES BAKERY	\$2,045.42
02/17/2022	689809	OASBO - FIVE COUNTY	\$30.00
02/17/2022	689810	OCEASF	\$12,612.00
02/17/2022	689811	OHIO EDISON COMPANY	\$779.02
02/17/2022	689812	OHIO SCHOOL BOARDS ASSOC	\$1,125.19
02/17/2022	689813	ORLO AUTO PARTS INC	\$84.48
02/17/2022	689814	OTC BRANDS INC	\$326.24
02/17/2022	689815	PSAT NMSQT	\$6,552.00
02/17/2022	689816	ROBERTS ROOFING CO	\$43,806.40
02/17/2022	689817	RUFF NEON & LIGHTING MAINT. INC.	\$2,125.00
02/17/2022	689818	SARGENT-WELCH LLC	\$72.97
02/17/2022	689819	SCHOLASTIC, INC.	\$214.80
02/17/2022	689820	SHERWIN WILLIAMS COMPANY	\$54.94
02/17/2022	689821	SPORTSWORLD	\$819.00
02/17/2022	689822	STANTON'S SHEET MUSIC INC	\$146.26
02/17/2022	689823	STAPLES INC	\$188.85
02/17/2022	689824	STARFALL EDUCATION FOUNDATION	\$270.00
02/17/2022	689825	STEPS EDUCATIONAL GROUP, LLC.	\$6,937.50
02/17/2022	689826	TALBERT'S COMMERCIAL PRODUCTS	\$124.29
02/17/2022	689827	TOTAL EDUCATION SOLUTIONS, INC.	\$15,752.64
02/17/2022	689828	THE M CONLEY COMPANY	\$141.77
02/17/2022	689829	TODD SHAPIRO	\$190.00

# Medina City School District Check Register For the Period of - 8

3/11/22

2:36 PM

Check Date	Check Number	Vendor Name	Transaction Amount
02/17/2022	689830	TRANSPORTATION ACCESSORIES CO, INC.	\$158.62
02/17/2022	689831	TRECA DIGITAL ACADEMY	\$3,966.10
02/17/2022	689832	UNIVERSITY OF OREGON	\$300.00
02/17/2022	689833	VERIZON WIRELESS	\$82.14
02/17/2022	689834	WARD'S SCIENCE	\$692.81
02/17/2022	689835	RODNEY S WEHRLEY	\$276.59
02/17/2022	689836	WELLINGTON IMPLEMENT CO. INC.	\$19.74
02/17/2022	689837	WEST MUSIC COMPANY INC	\$346.47
02/17/2022	689838	WOLFF BROS. SUPPLY INC.	\$563.41
02/17/2022	689839	ZOHO CORPORATION	\$2,828.00
02/17/2022	V689840	ABC THERAPY, LTD	\$17,789.40
02/17/2022	V689841	ALAN T ROLAND	\$260.00
02/17/2022	V689845	AMAZON.COM	\$6,730.57
02/17/2022	V689846	BLICK ART MATERIALS LLC	\$2,582.88
02/17/2022	V689847	CDWG	\$3,446.58
02/17/2022	V689848	LINDA MARIE CORNELL	\$23.99
02/17/2022	V689849	DAWN PROKOP	\$1,258.12
02/17/2022	V689850	JESSICA WYATT	\$105.51
02/17/2022	V689851	JOHNSON CONTROLS INC.	\$3,550.68
02/17/2022	V689852	JOSHEN PAPER & PACKAGING CO.	\$4,293.32
02/17/2022	V689853	KAREN PLATZ	\$30.00
02/17/2022	V689854	LORI S KELLY	\$1,525.00
02/17/2022	V689855	MEDINA COUNTY PORT AUTHORITY	\$853.00
02/17/2022	V689856	MICHAEL L WESNER	\$1,855.22
02/17/2022	V689857	STEVEN A MISHLER	\$35.00
02/17/2022	V689858	NICHOLAS BRANDON MACLARREN	\$480.00
02/17/2022	V689859	PEARSON EDUCATION INC.	\$1,626.40
02/17/2022	V689860	PETERS KALAIL & MARKAKIS CO	\$3,265.00
02/17/2022	V689861	PITSCO EDUCATION, LLC.	\$50.98
02/17/2022	V689862	PSI AFFILIATES INC.	\$18,656.50
02/17/2022	V689863	QUILL CORPORATION	\$345.27
02/17/2022	V689864	REDTREE INVESTMENT GROUP	\$1,578.07
02/17/2022	V689865	SCHOOL SPECIALTY, LLC.	\$362.18

# Medina City School District Check Register For the Period of - 8

3/11/22

2:36 PM

Check Date	Check Number	Vendor Name	Transaction Amount
02/17/2022	V689866	ANGELA RAE SELLARS	\$91.22
02/17/2022	V689867	SENDERO THERAPIES INC.	\$55,308.66
02/17/2022	V689868	SHELLEY MACK	\$443.50
02/17/2022	V689869	TECHNOLOGY ENGINEERING GROUP, LLC	\$13,129.42
02/17/2022	V689871	CINTAS CORPORATION (V-CARD)	\$957.69
02/17/2022	V689872	EDUCATION ALTERNATIVES (V-CARD)	\$4,240.00
02/17/2022	V689873	HOUGHTON MIFFLIN HARCOURT (V-CARD)	\$560.00
02/17/2022	V689874	POINT SPRING & DRIVESHAFT (V-CARD)	\$898.92
02/17/2022	V689875	SONOVA USA, INC. (V-CARD)	\$821.70
<b>02/17/2022 - Total</b>			<b>\$546,003.80</b>
02/22/2022	V690812	MEMO - MEDICAL MUTUAL	\$288,896.55
<b>02/22/2022 - Total</b>			<b>\$288,896.55</b>
02/24/2022	V690988	GORDON FOOD SERVICE	\$8,576.35
<b>02/24/2022 - Total</b>			<b>\$8,576.35</b>
02/25/2022	690814	MEDINA COUNTY HEALTH DEPT	\$2,816.00
02/25/2022	690815	BRAD FARNSWORTH	\$78.65
02/25/2022	690816	BRIDGETTE GUYNN	\$150.00
02/25/2022	690817	CASSANDRA DORFELD	\$31.00
02/25/2022	690818	CHRIS & CRAIG HASTINGS	\$18.00
02/25/2022	690819	ADLER TEAM SPORTS	\$1,945.00
02/25/2022	690820	ADVANCE AUTO PARTS	\$837.46
02/25/2022	690821	ANDERSON'S	\$279.98
02/25/2022	690822	APOLLO PEST CONTROL COMPANY	\$628.00
02/25/2022	690823	ARETELABS	\$145.01
02/25/2022	690824	ARMSTRONG UTILITIES INC.	\$339.25
02/25/2022	690825	B & B TROPHIES & AWARDS	\$26.85
02/25/2022	690826	BIRDBRAIN TECHNOLOGIES LLC	\$1,629.85
02/25/2022	690827	BUEHLER'S MARKETS	\$176.94
02/25/2022	690828	BUZZARD TOOLS LLC	\$124.99
02/25/2022	690829	CAFETERIA-PEPSI COLA ORDERS	\$1,910.49
02/25/2022	690830	CAPP USA INC.	\$1,448.43
02/25/2022	690831	CARDINAL BUS SALES & SERV INC	\$445.65
02/25/2022	690832	CAROLINA BIOLOGICAL SUPPLY CO.	\$12.96

# Medina City School District Check Register For the Period of - 8

3/11/22

2:36 PM

Check Date	Check Number	Vendor Name	Transaction Amount
02/25/2022	690833	CENTERRA CO-OP	\$30,806.00
02/25/2022	690834	CHUCK'S CUSTOM LLC	\$385.40
02/25/2022	690835	CITY OF MEDINA	\$734.77
02/25/2022	690836	COLUMBIA GAS OF OHIO INC	\$11,969.71
02/25/2022	690837	CONCORD THEATRICALS CORP	\$109.20
02/25/2022	690838	CROWN TROPHY OF MEDINA	\$160.00
02/25/2022	690839	CUMMINS INTERSTATE POWER INC	\$2,684.36
02/25/2022	690840	DEMCO INC	\$242.45
02/25/2022	690841	ETIENNE MASSICOTTE	\$56.00
02/25/2022	690842	FLINN SCIENTIFIC INC.	\$54.50
02/25/2022	690843	FRONTIER NORTH INC	\$45.67
02/25/2022	690844	GCL EDUCATION SERVICES LLC.	\$1,240.00
02/25/2022	690845	GORDON FOOD SERVICE	\$44.18
02/25/2022	690846	HERSHEY CREAMERY CO	\$451.68
02/25/2022	690847	JW PEPPER & SON, INC.	\$221.99
02/25/2022	690848	LEXIA LEARNING SYSTEMS LLC	\$118.00
02/25/2022	690849	LODI LUMBER CO	\$347.89
02/25/2022	690850	MACIE PUBLISHING COMPANY	\$610.63
02/25/2022	690851	MATH LEARNING CENTER	\$65.00
02/25/2022	690852	MCS FOOD SERVICE DEPT.	\$337.31
02/25/2022	690853	MEDINA CITY SCHOOLS	\$1,725.00
02/25/2022	690854	MEDINA COUNTY BOARD OF DD.	\$4,697.00
02/25/2022	690855	MICHIGAN COMPANY INC	\$399.55
02/25/2022	690856	MINUTEMAN PRESS	\$304.46
02/25/2022	690857	ZIP MEDICAL SUPPLIES, LLC.	\$110.40
02/25/2022	690858	MOVIE LICENSING USA	\$504.00
02/25/2022	690859	MUSIC THERAPY ENRICHMENT CENTER	\$669.00
02/25/2022	690860	NORTHEAST OHIO NETWORK FOR TEC.	\$792.73
02/25/2022	690861	NICKLES BAKERY	\$82.34
02/25/2022	690862	NORTH GATEWAY TIRE CO INC	\$30.60
02/25/2022	690863	OHIO EDISON COMPANY	\$759.13
02/25/2022	690864	OHIO HIGH SCHOOL SPEECH LEAGUE	\$374.00
02/25/2022	690865	OHIO SCHOOL RESOURCE OFFICERS	\$51.00

# Medina City School District Check Register For the Period of - 8

3/11/22

2:36 PM

Check Date	Check Number	Vendor Name	Transaction Amount
02/25/2022	690866	OPFMA	\$150.00
02/25/2022	690867	ORLO AUTO PARTS INC	\$102.08
02/25/2022	690868	OTC BRANDS INC	\$94.90
02/25/2022	690869	P & A ADMINISTRATIVE SERVICES	\$340.40
02/25/2022	690870	GUNTON CORPORATION	\$833.26
02/25/2022	690871	PLANK ROAD PUBLISHING INC.	\$156.36
02/25/2022	690872	QUADIENT FINANCE USA, INC	\$178.01
02/25/2022	690873	QUADIENT LEASING USA, INC.	\$937.35
02/25/2022	690874	REPL.IT INC.	\$350.00
02/25/2022	690875	SCHOLASTIC INC	\$146.50
02/25/2022	690876	SCHOLASTIC, INC.	\$104.39
02/25/2022	690877	SCHOOL HEALTH CORP. / PALOS SPORTS	\$26.12
02/25/2022	690878	SCHOOL NUTRITION ASSOCIATION	\$147.50
02/25/2022	690879	SCHOOLFURNITURE4LESS.COM	\$102.00
02/25/2022	690880	SCOTT SCRIVEN LLP	\$4,509.00
02/25/2022	690881	SCRUBBER CITY INC	\$229.40
02/25/2022	690882	SHERWIN WILLIAMS COMPANY	\$64.46
02/25/2022	690883	SPCA	\$667.95
02/25/2022	690884	ST. FRANCIS XAVIER	\$155.00
02/25/2022	690885	STANTON'S SHEET MUSIC INC	\$527.52
02/25/2022	690886	STAPLES INC	\$106.53
02/25/2022	690887	SUPER DUPER PUBLICATIONS	\$54.95
02/25/2022	690888	TALBERT'S COMMERCIAL PRODUCTS	\$2,525.01
02/25/2022	690889	TAYLOR CONSULTING GROUP	\$5,372.25
02/25/2022	690890	TOTAL EDUCATION SOLUTIONS, INC.	\$4,777.44
02/25/2022	690891	UNICEF USA	\$500.00
02/25/2022	690892	UNITY SCHOOL BUS PARTS	\$137.02
02/25/2022	690893	US BANK EQUIPMENT FINANCE	\$11,415.00
02/25/2022	690894	USI EDUCATION & GOVT (USE V#207308)	\$1,499.95
02/25/2022	690895	WARD'S SCIENCE	\$129.95
02/25/2022	690896	WELLINGTON IMPLEMENT CO. INC.	\$41.64
02/25/2022	690897	WEST MUSIC COMPANY INC	\$686.52
02/25/2022	690898	WHITE HOUSE ARTESIAN SPRINGS	\$9.00

# Medina City School District Check Register For the Period of - 8

3/11/22

2:36 PM

Check Date	Check Number	Vendor Name	Transaction Amount
02/25/2022	690899	WOLFF BROS. SUPPLY INC.	\$344.48
02/25/2022	690950	CENTRAL COLLECTION AGENCY	\$132.52
02/25/2022	690951	CITY OF AKRON	\$283.86
02/25/2022	690952	CITY OF BRUNSWICK	\$240.30
02/25/2022	690953	F.C.P.E	\$145.00
02/25/2022	690954	KIDS FIRST	\$22.00
02/25/2022	690955	OAPSE	\$4,823.02
02/25/2022	690956	KEITH L RUCINSKI, CHAPTER 13 TRSTEE	\$1,268.77
02/25/2022	690957	OHIO EDUCATION ASSOCIATION	\$328.70
02/25/2022	690958	PEOPLE QUALIFIED COMMITTEE	\$25.05
02/25/2022	690959	R.I.T.A.	\$51,405.65
02/25/2022	V690900	AIRGAS USA LLC	\$24.74
02/25/2022	V690904	AMAZON.COM	\$5,951.80
02/25/2022	V690905	ANTHONY BELSITO	\$830.00
02/25/2022	V690906	BLICK ART MATERIALS LLC	\$934.38
02/25/2022	V690907	KATIE LYNN BOBER	\$49.26
02/25/2022	V690908	GOODWILL INDUSTRIES AKRON INC	\$2,156.00
02/25/2022	V690909	JOSHEN PAPER & PACKAGING CO.	\$494.00
02/25/2022	V690910	MICHAEL L WESNER	\$1,810.51
02/25/2022	V690911	ALEXANDRA H MUSSELMAN	\$151.80
02/25/2022	V690912	NCS PEARSON, INC.	\$609.08
02/25/2022	V690913	NICHOLAS BRANDON MACLARREN	\$140.00
02/25/2022	V690914	JESSICA LYNN NIEMANTSVERDIET	\$14.97
02/25/2022	V690915	PITSCO EDUCATION, LLC.	\$117.75
02/25/2022	V690916	STANISLAV PROKORAT	\$23.75
02/25/2022	V690917	REINHARDT SUPPLY COMPANY	\$4,986.41
02/25/2022	V690918	RIVERSIDE INSIGHTS	\$1,034.00
02/25/2022	V690919	DANIEL A SCHNEIDER	\$118.72
02/25/2022	V690920	SCHOOL SPECIALTY, LLC.	\$692.97
02/25/2022	V690921	DANIEL JOSEPH SMITH	\$19.77
02/25/2022	V690922	LESLIE WAYNE STEIDL	\$19.00
02/25/2022	V690923	TARA LOCHER	\$208.00
02/25/2022	V690924	VOYAGER SOPRIS LEARNING INC	\$140.00

# Medina City School District Check Register For the Period of - 8

3/11/22

2:36 PM

Check Date	Check Number	Vendor Name	Transaction Amount
02/25/2022	V690926	CINTAS CORPORATION (V-CARD)	\$1,221.54
02/25/2022	V690927	FOLLETT SCHOOL SOLUTIONS (V-CARD)	\$463.67
02/25/2022	V690928	POINT SPRING & DRIVESHAFT (V-CARD)	\$4,381.38
02/25/2022	V690929	ROBERT J. VERNAK (V-CARD)	\$1,210.50
02/25/2022	V690930	SONOVA USA, INC. (V-CARD)	\$1,168.99
02/25/2022	V690931	W.B. MASON CO. INC. (V-CARD)	\$56.42
02/25/2022	V690960	MEMO-FLEXSAVE	\$9,519.64
02/25/2022	V690961	MEDINA CITY SCHOOLS FOUNDATION	\$69.00
02/25/2022	V690962	MEDINA CITY TEACHERS ASSOC	\$37,688.55
02/25/2022	V690963	MEMO - SERS - BOARD	\$61,597.04
02/25/2022	V690964	MEMO - STRS - BOARD	\$235,696.47
02/25/2022	V690965	MEMO -EFTPS - TAXES	\$243,734.16
02/25/2022	V690966	MEMO -MEDINA CITY SCHOOLS	\$418,844.65
02/25/2022	V690967	MEMO MET LIFE INSURANCE	\$4,877.86
02/25/2022	V690968	MEMO --S E R S - EMPLOYEE	\$44,466.96
02/25/2022	V690969	MEMO --S T R S - EMPLOYEE	\$246,431.14
02/25/2022	V690970	OHIO BUSINESS GATEWAY	\$47,720.26
02/25/2022	V690971	OHIO CHILD SUPPORT PAYMENT CENTRAL	\$2,045.47
02/25/2022	V690972	MEMO - OMNI	\$46,595.10
02/25/2022	V690973	SCHOOL DISTRICT INCOME TAX	\$3,712.47
02/25/2022	V690974	TRUSTMARK VOLUNTARY BENEFITS	\$1,920.55
02/25/2022	V690975	WORKERS COMP MEMO	\$20,889.18
02/25/2022	V690986	SYSCO CLEVELAND INC	\$59,515.05
<b>02/25/2022 - Total</b>			<b>\$1,684,678.23</b>
02/28/2022	V690976	MEMO MET LIFE INSURANCE	\$35.22
02/28/2022	V690977	MEMO - MEDICAL MUTUAL	\$217,153.00
02/28/2022	V690978	MEMO - BUREAU WORK COMP	\$5,231.48
02/28/2022	V690979	MEMO - WESTFIELD BANK	\$761.22
02/28/2022	V690980	MEMO MET LIFE INSURANCE	\$60,908.63
02/28/2022	V690981	ARBITERPAY TRUST ACCOUNT	\$20,000.00
02/28/2022	V690987	SYSCO CLEVELAND INC	\$6,524.70
<b>02/28/2022 - Total</b>			<b>\$310,614.25</b>
<b>Overall - Total</b>			<b>\$5,671,562.26</b>

Fiscal Year	Fund - Expdiger	Function First Two Digits	Fiscal Year Budgeted Amount	% Expensed	Fiscal Year Expense Amount	Fiscal Year Encumbrance Amount	Balance
22	0010000	1100	\$32,688,652.75	0.00128239	\$41,919.75	\$0.00	\$32,646,733.00
22	0010000	1100	\$17,469,627.76	0.65044256	\$11,362,989.46	\$35,500.01	\$6,071,138.29
22	0010000	1100	\$998,206.50	5.76056307	\$5,750,231.50	\$25,225.21	(\$4,777,250.21)
22	0010000	1100	\$1,315,269.48	5.3085341	\$6,982,152.89	\$42,566.61	(\$5,709,450.02)
22	0010000	1100	\$50,330.07	0.40752159	\$20,510.59	\$14,674.72	\$15,144.76
22	0010000	1100	\$77,030.00	1.06411177	\$81,968.53	\$33,253.11	(\$38,191.64)
22	0010000	1100	\$70,507.00	0.27501879	\$19,390.75	\$6,000.00	\$45,116.25
22	0010000	1200	\$79,012.58	4.4227947	\$349,456.42	\$3,808.79	(\$274,252.63)
22	0010000	1200	\$60,500.00	0.58186579	\$35,202.88	\$21,342.28	\$3,954.84
22	0010000	1200	\$663,628.00	0.75499971	\$501,038.95	\$0.00	\$162,589.05
22	0010000	1200	\$36,621.00	8.62753994	\$315,949.14	\$0.00	(\$279,328.14)
22	0010000	1200	\$0.00		\$0.00	\$0.00	\$0.00
22	0010000	1200	\$20,425.00	0	\$0.00	\$0.00	\$20,425.00
22	0010000	1200	\$1,531,181.00	1.01984174	\$1,561,562.29	\$0.00	(\$30,381.29)
22	0010000	1200	\$255,165.00	0	\$0.00	\$0.00	\$255,165.00
22	0010000	1200	\$66,583.00	5.51484989	\$367,195.25	\$0.00	(\$300,612.25)
22	0010000	1200	\$50,863.00	9.52478245	\$484,459.01	\$0.00	(\$433,596.01)
22	0010000	1200	\$1,000.00	0	\$0.00	\$0.00	\$1,000.00
22	0010000	1200	\$44,063.00	6.27360007	\$276,433.64	\$0.00	(\$232,370.64)
22	0010000	1200	\$3,096.00	0	\$0.00	\$0.00	\$3,096.00
22	0010000	1200	\$1,477,715.00	0.91606496	\$1,353,682.93	\$0.00	\$124,032.07
22	0010000	1200	\$190,000.00	0	\$0.00	\$0.00	\$190,000.00
22	0010000	1200	\$3,752.65	37.99532064	\$142,583.14	\$0.00	(\$138,830.49)
22	0010000	1200	\$0.00		\$214,705.64	\$0.00	(\$214,705.64)
22	0010000	1200	\$41,048.22	8.78288096	\$360,521.63	\$0.00	(\$319,473.41)
22	0010000	1200	\$2,307,088.87	0.85230145	\$1,966,335.18	\$453,016.77	(\$112,263.08)
22	0010000	1300	\$253,853.00	0.80542617	\$204,459.85	\$45,655.05	\$3,738.10
22	0010000	1300	\$22,557.00	0.08416456	\$1,898.50	\$0.00	\$20,658.50
22	0010000	1900	\$14,102.00	1.49098851	\$21,025.92	\$0.00	(\$6,923.92)
22	0010000	1900	\$25,500.00	0.38564471	\$9,833.94	\$5,200.00	\$10,466.06
22	0010000	1900	\$2,861,888.27	0.34236272	\$979,803.86	\$91,781.48	\$1,790,302.93
22	0010000	2100	\$568,445.60	0.76993779	\$437,667.75	\$3,529.41	\$127,248.44
22	0010000	2100	\$272,682.00	3.71495178	\$1,013,000.48	\$200.00	(\$740,518.48)
22	0010000	2100	\$30,256.00	0	\$0.00	\$0.00	\$30,256.00
22	0010000	2100	\$393,104.30	0.58834093	\$231,279.35	\$47,763.21	\$114,061.74
22	0010000	2100	\$347,588.00	1.78855821	\$621,681.37	\$0.00	(\$274,093.37)
22	0010000	2100	\$5,460.00	0.51996337	\$2,839.00	\$2,621.00	\$0.00
22	0010000	2100	\$0.00		\$0.00	\$0.00	\$0.00
22	0010000	2100	\$430,123.00	1.48701862	\$639,600.91	\$107,279.50	(\$316,757.41)
22	0010000	2100	\$583,858.00	0.58225257	\$339,952.82	\$141,447.63	\$102,457.55
22	0010000	2100	\$345,994.11	0.49696933	\$171,948.46	\$57,000.00	\$117,045.65
22	0010000	2100	\$0.00		\$22,789.52	\$0.00	(\$22,789.52)
22	0010000	2100	\$0.00		\$0.00	\$0.00	\$0.00
22	0010000	2100	\$0.00		\$6,596.79	\$0.00	(\$6,596.79)
22	0010000	2200	\$24,099.00	0	\$0.00	\$0.00	\$24,099.00
22	0010000	2200	\$64,414.13	7.14653322	\$460,337.72	\$7,309.30	(\$403,232.89)
22	0010000	2200	\$68,633.00	0.10329972	\$7,089.77	\$13,879.00	\$47,664.23
22	0010000	2200	\$3,005.00	1.1832213	\$3,555.58	\$0.00	(\$550.58)
22	0010000	2200	\$396,796.53	1.16020924	\$460,367.00	\$18,300.37	(\$81,870.84)
22	0010000	2300	\$178,856.00	0.87390258	\$156,302.72	\$12,062.93	\$10,490.35
22	0010000	2400	\$564,746.70	0.41832761	\$236,249.14	\$8,497.18	\$320,000.38
22	0010000	2400	\$70,983.00	6.80965161	\$483,369.50	\$0.00	(\$412,386.50)
22	0010000	2400	\$5.00	0	\$0.00	\$0.00	\$5.00
22	0010000	2400	\$352,234.21	1.16006733	\$408,615.40	\$115,083.40	(\$171,464.59)
22	0010000	2400	\$4,040,896.30	0.71289905	\$2,880,751.13	\$24,677.08	\$1,135,468.09
22	0010000	2400	\$1,000.00	0	\$0.00	\$1,000.00	\$0.00
22	0010000	2400	\$1,500.00	0.046	\$69.00	\$1,000.00	\$431.00
22	0010000	2400	\$37,265.90	0.49856169	\$18,579.35	\$1,000.00	\$17,686.55
22	0010000	2500	\$1,273,885.38	0.62877808	\$800,991.20	\$27,767.81	\$445,126.37
22	0010000	2500	\$52,312.00	0.16543049	\$8,654.00	\$36,058.00	\$7,600.00
22	0010000	2600	\$449,084.35	0.69627165	\$312,684.70	\$92,047.91	\$44,351.74
22	0010000	2600	\$3,834.00	0.10354721	\$397.00	\$0.00	\$3,437.00
22	0010000	2600	\$121,846.60	0.03713366	\$4,524.61	\$15,375.79	\$101,946.20
22	0010000	2700	\$5,000,526.66	0.64855991	\$3,243,141.13	\$643,090.74	\$1,114,294.79
22	0010000	2700	\$863,027.00	2.37857318	\$2,052,772.88	\$0.00	(\$1,189,745.88)
22	0010000	2700	\$2,755.00	0.52980036	\$1,459.60	\$909.80	\$385.60
22	0010000	2800	\$0.00		\$0.00	\$0.00	\$0.00
22	0010000	2800	\$0.00		\$0.00	\$0.00	\$0.00
22	0010000	2800	\$0.00		\$1,347.14	\$0.00	(\$1,347.14)
22	0010000	2800	\$0.00		\$0.00	\$0.00	\$0.00
22	0010000	2800	\$0.00		\$0.00	\$0.00	\$0.00
22	0010000	2900	\$154,277.12	0.90335048	\$139,366.31	\$8,925.11	\$5,985.70
22	0010000	2900	\$350.00	0.42857143	\$150.00	\$100.00	\$100.00
22	0010000	2900	\$274,410.97	0.56436377	\$154,867.61	\$6,771.97	\$112,771.39
22	0010000	2900	\$12,618.00	0.68439769	\$8,635.73	\$1,000.00	\$2,982.27
22	0010000	3200	\$1,497.00	25.02243821	\$37,458.59	\$0.00	(\$35,961.59)
22	0010000	3200	\$4,987.25	0.53336007	\$2,660.00	\$1,400.00	\$927.25
22	0010000	3200	\$0.00		\$0.00	\$0.00	\$0.00
22	0010000	4100	\$62,237.00	0	\$0.00	\$0.00	\$62,237.00
22	0010000	4100	\$4,595.00	0	\$0.00	\$0.00	\$4,595.00
22	0010000	4100	\$476.00	0	\$0.00	\$0.00	\$476.00
22	0010000	4100	\$35,306.00	0.26397638	\$9,319.95	\$0.00	\$25,986.05
22	0010000	4100	\$11,054.00	4.19342953	\$46,354.17	\$0.00	(\$35,300.17)
22	0010000	4100	\$2,107.00	6.85831039	\$14,450.46	\$0.00	(\$12,343.46)
22	0010000	4100	\$893.00	3.68318029	\$3,289.08	\$0.00	(\$2,396.08)
22	0010000	4100	\$856.00	11.82158879	\$10,119.28	\$0.00	(\$9,263.28)
22	0010000	4100	\$27,857.00	0.67967046	\$18,933.58	\$0.00	\$8,923.42
22	0010000	4500	\$0.00		\$26,175.20	\$0.00	(\$26,175.20)
22	0010000	4500	\$275.00	22.24956364	\$6,118.63	\$0.00	(\$5,843.63)
22	0010000	4500	\$4,533.00	0	\$0.00	\$0.00	\$4,533.00
22	0010000	4500	\$3,217.00	5.65894622	\$18,204.83	\$0.00	(\$14,987.83)

Fiscal Year	Fund - Expdiger	Function First Two Digits	Fiscal Year Budgeted Amount	% Expensed	Fiscal Year Expense Amount	Fiscal Year Encumbrance Amount	Balance
22	0010000	4500	\$116,125.00	0.96203574	\$111,716.40	\$0.00	\$4,408.60
22	0010000	4500	\$1,438.00	0	\$0.00	\$0.00	\$1,438.00
22	0010000	4500	\$1,233.00	8.57105434	\$10,568.11	\$0.00	(\$9,335.11)
22	0010000	4500	\$2,242.00	11.80132471	\$26,458.57	\$0.00	(\$24,216.57)
22	0010000	4500	\$1,172.00	14.15321672	\$16,587.57	\$0.00	(\$15,415.57)
22	0010000	4500	\$0.00		\$0.00	\$0.00	\$0.00
22	0010000	4500	\$0.00		\$0.00	\$0.00	\$0.00
22	0010000	4500	\$4,466.00	1.2535871	\$5,598.52	\$0.00	(\$1,132.52)
22	0010000	4500	\$0.00		\$0.00	\$0.00	\$0.00
22	0010000	4500	\$4,517.00	2.07343148	\$9,365.69	\$0.00	(\$4,848.69)
22	0010000	4500	\$3,592.00	9.41766425	\$33,828.25	\$0.00	(\$30,236.25)
22	0010000	4500	\$1,900.00	3.86439474	\$7,342.35	\$0.00	(\$5,442.35)
22	0010000	4500	\$3,399.00	9.32691674	\$31,702.19	\$0.00	(\$28,303.19)
22	0010000	4500	\$0.00		\$12,482.01	\$0.00	(\$12,482.01)
22	0010000	4500	\$1,967.00	0	\$0.00	\$0.00	\$1,967.00
22	0010000	4500	\$2,645.00	10.30834405	\$27,265.57	\$0.00	(\$24,620.57)
22	0010000	4500	\$1,919.00	7.66935383	\$14,717.49	\$0.00	(\$12,798.49)
22	0010000	4500	\$1,073.00	0	\$0.00	\$0.00	\$1,073.00
22	0010000	4500	\$1,099.00	18.5388899	\$20,374.24	\$0.00	(\$19,275.24)
22	0010000	4500	\$0.00		\$0.00	\$0.00	\$0.00
22	0010000	4500	\$105,912.00	2.24280223	\$237,539.67	\$375.49	(\$132,003.16)
22	0010000	4500	\$1,667.00	9.77521296	\$16,295.28	\$0.00	(\$14,628.28)
22	0010000	4500	\$1,613.29	0	\$0.00	\$0.00	\$1,613.29
22	0010000	4600	\$3,787.00	1.75368894	\$6,641.22	\$0.00	(\$2,854.22)
22	0010000	4600	\$0.00		\$0.00	\$0.00	\$0.00
22	0010000	4600	\$0.00		\$0.00	\$0.00	\$0.00
22	0010000	4600	\$5,958.00	0.44156932	\$2,630.87	\$0.00	\$3,327.13
22	0010000	4600	\$510.00	2.36141176	\$1,204.32	\$0.00	(\$694.32)
22	0010000	4600	\$458.00	0	\$0.00	\$0.00	\$458.00
22	0010000	4600	\$81.00	56.49703704	\$4,576.26	\$0.00	(\$4,495.26)
22	0010000	5600	\$261,422.00	0.94029577	\$245,814.00	\$13,608.00	\$2,000.00
22	0010000	7200	\$460,888.00	0.73599773	\$339,212.52	\$0.00	\$121,675.48
22	0010000	7400	\$400,000.00	0	\$0.00	\$0.00	\$400,000.00
22	0010000	7500	\$0.00		\$0.00	\$0.00	\$0.00
22	0029000	2500	\$70,000.00	0.37260814	\$26,082.57	\$0.00	\$43,917.43
22	0029000	6100	\$4,173,661.50	0.88127493	\$3,678,143.25	\$495,518.25	\$0.00
22	0029012	2500	\$5,000.00	0	\$0.00	\$1,250.00	\$3,750.00
22	0029012	6100	\$1,726,512.50	0.76567285	\$1,321,943.75	\$404,568.75	\$0.00
22	0029014	6100	\$343,887.50	0.9864055	\$339,212.52	\$0.00	\$4,674.98
22	0030000	2700	\$0.00		\$0.00	\$0.00	\$0.00
22	0039000	2700	\$13,601.14	0	\$0.00	\$0.00	\$13,601.14
22	0039001	2700	\$263,133.90	0.32496269	\$85,508.70	\$5,680.20	\$171,945.00
22	0060000	2700	\$0.00		\$0.00	\$0.00	\$0.00
22	0060000	3100	\$81,036.00	1.41768708	\$114,883.69	\$400.00	(\$34,247.69)
22	0060000	3100	\$1,255,805.06	0.75898157	\$953,132.90	\$7,124.27	\$295,547.89
22	0060000	7400	\$270,000.00	0	\$0.00	\$0.00	\$270,000.00
22	0069006	3100	\$3,068,459.48	0.24733397	\$758,934.28	\$310,601.86	\$1,998,923.34
22	0069022	3100	\$3,063.00	0	\$0.00	\$0.00	\$3,063.00
22	0079004	3200	\$20,000.00	0	\$0.00	\$20,000.00	\$0.00
22	0079111	3200	\$500.00	0	\$0.00	\$0.00	\$500.00
22	0079333	3200	\$6,000.00	0	\$0.00	\$6,000.00	\$0.00
22	0089002	3200	\$250.00	0	\$0.00	\$250.00	\$0.00
22	0089003	3200	\$50,000.00	0	\$0.00	\$50,000.00	\$0.00
22	0089112	3200	\$500.00	0	\$0.00	\$500.00	\$0.00
22	0099000	1100	\$27,341.00	0	\$0.00	\$0.00	\$27,341.00
22	0099000	1100	\$7,060.00	0	\$0.00	\$0.00	\$7,060.00
22	0099110	1100	\$6,594.00	0.76213376	\$5,025.51	\$700.27	\$868.22
22	0099120	1100	\$11,074.00	0.65512462	\$7,254.85	\$1,015.25	\$2,803.90
22	0099130	1100	\$11,880.00	0.66484428	\$7,898.35	\$3,889.05	\$92.60
22	0099140	1100	\$10,780.00	0.62011781	\$6,684.87	\$800.00	\$3,295.13
22	0099160	1100	\$13,400.00	0.61415896	\$8,229.73	\$4,156.45	\$1,013.82
22	0099170	1100	\$14,592.00	0.70251165	\$10,251.05	\$4,258.87	\$82.08
22	0099180	1100	\$12,544.00	0.73376355	\$9,204.33	\$882.99	\$2,456.68
22	0099200	1100	\$24,453.00	0.73855478	\$18,059.88	\$5,530.16	\$862.96
22	0099210	1100	\$23,140.00	0.68802809	\$15,920.97	\$5,271.52	\$1,947.51
22	0099300	1100	\$100,991.86	0.44604912	\$45,047.33	\$32,739.61	\$23,204.92
22	0099300	2400	\$52,000.00	0	\$0.00	\$52,000.00	\$0.00
22	0099301	2400	\$0.00		\$0.00	\$0.00	\$0.00
22	0149016	1100	\$277,078.00	0.40227315	\$111,461.04	\$0.00	\$165,616.96
22	0149016	2100	\$0.00		\$0.00	\$0.00	\$0.00
22	0149016	2400	\$40,476.00	0.7228071	\$29,256.34	\$0.00	\$11,219.66
22	0149016	7200	\$0.00		\$0.00	\$0.00	\$0.00
22	0149016	7400	\$0.00		\$0.00	\$0.00	\$0.00
22	0149111	7200	\$0.00		\$0.00	\$0.00	\$0.00
22	0149115	7200	\$0.00		\$0.00	\$0.00	\$0.00
22	0149116	1200	\$272,100.00	0.63715119	\$173,368.84	\$0.00	\$98,731.16
22	0149116	1200	\$262,400.00	0.56193483	\$147,451.70	\$0.00	\$114,948.30
22	0149116	1200	\$54,882.10	0.08417827	\$4,619.88	\$7,106.20	\$43,156.02
22	0149116	2100	\$5,130.00	2.27141715	\$11,652.37	\$0.00	(\$6,522.37)
22	0149116	2100	\$50,000.00	0.0893206	\$4,466.03	\$10,441.88	\$35,092.09
22	0149116	2100	\$225,000.00	0.50977569	\$114,699.53	\$15,660.31	\$94,640.16
22	0149116	2200	\$4,000.00	0.0809575	\$323.83	\$1,000.00	\$2,676.17
22	0149116	2400	\$96,100.00	0.6200462	\$59,586.44	\$0.00	\$36,513.56
22	0149116	2400	\$155,026.00	0.67557939	\$104,732.37	\$902.81	\$49,390.82
22	0149116	2700	\$132.96	0.21389892	\$28.44	\$50.00	\$54.52
22	0149116	4100	\$6,000.00	0.00530833	\$31.85	\$1,000.00	\$4,968.15
22	0149116	7400	\$0.00		\$0.00	\$0.00	\$0.00
22	0160000	1100	\$5,338,110.50	0.43164868	\$2,304,188.37	\$0.00	\$3,033,922.13
22	0160000	1100	\$27,636.00	3.96287415	\$109,517.99	\$0.00	(\$81,881.99)
22	0160000	1100	\$132,201.00	3.21222903	\$424,659.89	\$0.00	(\$292,458.89)
22	0160000	1200	\$25,226.00	0	\$0.00	\$0.00	\$25,226.00

Fiscal Year	Fund - Expdger	Function First Two Digits	Fiscal Year Budgeted Amount	% Expensed	Fiscal Year Expense Amount	Fiscal Year Encumbrance Amount	Balance
22	0160000	1200	\$0.00		\$293,686.45	\$0.00	(\$293,686.45)
22	0160000	1200	\$0.00		\$66,205.55	\$0.00	(\$66,205.55)
22	0160000	1200	\$0.00		\$135,099.79	\$0.00	(\$135,099.79)
22	0160000	1200	\$0.00		\$10,356.64	\$0.00	(\$10,356.64)
22	0160000	1200	\$125,536.00	0	\$0.00	\$0.00	\$125,536.00
22	0160000	1900	\$0.00		\$41.86	\$0.00	(\$41.86)
22	0160000	2100	\$0.00		\$17,761.18	\$0.00	(\$17,761.18)
22	0160000	2400	\$0.00		\$1,450.65	\$0.00	(\$1,450.65)
22	0160000	2400	\$0.00		\$441.26	\$0.00	(\$441.26)
22	0160000	2400	\$43,640.00	0.62786732	\$27,400.13	\$10,228.72	\$6,011.15
22	0160000	2400	\$0.00		\$0.00	\$0.00	\$0.00
22	0160000	2400	\$0.00		\$2,992.94	\$0.00	(\$2,992.94)
22	0160000	2500	\$110,100.00	0.37577148	\$41,372.44	\$0.00	\$68,727.56
22	0160000	2700	\$2,000.00	0.290625	\$581.25	\$470.00	\$948.75
22	0160000	2800	\$410,920.00	0.44168931	\$181,498.97	\$0.00	\$229,421.03
22	0160000	2800	\$615,487.90	0.58382698	\$359,338.44	\$130,031.32	\$126,118.14
22	0160000	2800	\$1,393,540.00	0.88464544	\$1,232,788.81	\$0.00	\$160,751.19
22	0160000	2800	\$1,068,983.54	0.79021124	\$844,722.81	\$121,404.08	\$102,856.65
22	0160000	2800	\$62,453.00	3.43279971	\$214,388.64	\$0.00	(\$151,935.64)
22	0160000	4100	\$5,877.00	0	\$0.00	\$0.00	\$5,877.00
22	0160410	2100	\$84,811.00	1.02025445	\$86,528.80	\$0.00	(\$1,717.80)
22	0161000	1100	\$0.00		\$208,281.70	\$0.00	(\$208,281.70)
22	0161000	1100	\$0.00		\$0.00	\$0.00	\$0.00
22	0161000	1100	\$0.00		\$0.00	\$0.00	\$0.00
22	0161000	1200	\$0.00		\$205,712.23	\$0.00	(\$205,712.23)
22	0161000	2100	\$0.00		\$16,249.42	\$0.00	(\$16,249.42)
22	0161000	5600	\$0.00		\$0.00	\$0.00	\$0.00
22	0180000	2600	\$0.00		\$0.00	\$0.00	\$0.00
22	0189000	2400	\$0.00		\$0.00	\$0.00	\$0.00
22	0189110	1100	\$500.00	0.2772	\$138.60	\$200.00	\$161.40
22	0189110	2400	\$19,717.51	0.40350785	\$7,956.17	\$3,781.66	\$7,979.68
22	0189110	7200	\$0.00		\$0.00	\$0.00	\$0.00
22	0189111	1200	\$0.00		\$0.00	\$0.00	\$0.00
22	0189111	7200	\$0.00		\$0.00	\$0.00	\$0.00
22	0189113	2200	\$3,500.00	0	\$0.00	\$0.00	\$3,500.00
22	0189120	2400	\$12,551.09	0.37934554	\$4,761.20	\$4,232.59	\$3,557.30
22	0189120	7200	\$0.00		\$0.00	\$0.00	\$0.00
22	0189123	2200	\$5,000.00	0.765658	\$3,828.29	\$0.00	\$1,171.71
22	0189130	1100	\$3,900.00	0.0215359	\$83.99	\$3,000.00	\$816.01
22	0189130	2400	\$19,134.35	0.29315968	\$5,609.42	\$3,477.39	\$10,047.54
22	0189130	7200	\$0.00		\$0.00	\$0.00	\$0.00
22	0189132	1200	\$0.00		\$0.00	\$0.00	\$0.00
22	0189132	7200	\$0.00		\$0.00	\$0.00	\$0.00
22	0189133	2200	\$150.00	0	\$0.00	\$100.00	\$50.00
22	0189135	4500	\$15,000.00	0	\$0.00	\$0.00	\$15,000.00
22	0189140	1100	\$7,800.00	0.38266282	\$2,984.77	\$1,000.00	\$3,815.23
22	0189140	2400	\$15,350.00	0.1630456	\$2,502.75	\$3,185.22	\$9,662.03
22	0189143	2200	\$6,000.00	0.16623333	\$997.40	\$0.00	\$5,002.60
22	0189160	1100	\$0.00		\$0.00	\$0.00	\$0.00
22	0189160	2400	\$24,962.97	0.54540225	\$13,614.86	\$3,200.32	\$8,147.79
22	0189160	7200	\$0.00		\$0.00	\$0.00	\$0.00
22	0189161	2200	\$5,000.00	0	\$0.00	\$0.00	\$5,000.00
22	0189163	2200	\$3,000.00	0.01666667	\$50.00	\$3,000.00	(\$50.00)
22	0189170	1100	\$18,000.00	0	\$0.00	\$0.00	\$18,000.00
22	0189170	2400	\$22,093.89	0.11218577	\$2,478.62	\$2,043.01	\$17,572.26
22	0189170	7200	\$0.00		\$0.00	\$0.00	\$0.00
22	0189171	2400	\$550.00	0.8958	\$492.69	\$0.00	\$57.31
22	0189173	2200	\$0.00		\$0.00	\$0.00	\$0.00
22	0189180	1100	\$2,098.04	0.63788584	\$1,338.31	\$0.00	\$759.73
22	0189180	2400	\$24,597.33	0.11698465	\$2,877.51	\$2,689.81	\$19,030.01
22	0189180	7200	\$0.00		\$0.00	\$0.00	\$0.00
22	0189181	1200	\$0.00		\$0.00	\$0.00	\$0.00
22	0189183	2200	\$5,000.00	0	\$0.00	\$0.00	\$5,000.00
22	0189184	7200	\$0.00		\$0.00	\$0.00	\$0.00
22	0189200	2400	\$30,947.53	0.3666047	\$11,345.51	\$7,295.71	\$12,306.31
22	0189200	7200	\$0.00		\$36.97	\$0.00	(\$36.97)
22	0189203	2200	\$4,200.00	0.21873333	\$918.68	\$0.00	\$3,281.32
22	0189210	1100	\$0.00		\$0.00	\$0.00	\$0.00
22	0189210	2400	\$22,500.00	0.15993556	\$3,598.55	\$15,715.11	\$3,186.34
22	0189211	2200	\$3,060.00	0.01633987	\$50.00	\$0.00	\$3,010.00
22	0189213	2400	\$0.00		\$0.00	\$0.00	\$0.00
22	0189300	2400	\$44,420.15	0.23320588	\$10,359.04	\$28,884.30	\$5,176.81
22	0189300	7200	\$0.00		\$0.00	\$0.00	\$0.00
22	0189301	2200	\$0.00		\$0.00	\$0.00	\$0.00
22	0189302	1100	\$38,500.00	0.03428571	\$1,320.00	\$37,000.00	\$180.00
22	0189303	3200	\$72,934.71	0.15739543	\$11,479.59	\$45,712.60	\$15,742.52
22	0189304	4300	\$18,232.42	0.22114179	\$4,031.95	\$9,476.30	\$4,724.17
22	0189305	1100	\$0.00		\$0.00	\$0.00	\$0.00
22	0189306	2400	\$7,845.56	0.34250965	\$2,687.18	\$3,169.28	\$1,989.10
22	0189900	2200	\$3,702.01	0	\$0.00	\$0.00	\$3,702.01
22	0189901	1100	\$0.00		\$3,767.67	\$0.00	(\$3,767.67)
22	0189901	1900	\$0.00		\$0.00	\$0.00	\$0.00
22	0189901	2200	\$0.00		\$0.00	\$0.00	\$0.00
22	0189901	2200	\$0.00		\$0.00	\$0.00	\$0.00
22	0189901	7200	\$0.00		\$0.00	\$0.00	\$0.00
22	0189902	2200	\$11,224.52	0	\$0.00	\$0.00	\$11,224.52
22	0189902	2300	\$0.00		\$0.00	\$0.00	\$0.00
22	0189902	2400	\$0.00		\$0.00	\$0.00	\$0.00
22	0189903	2300	\$2,800.00	0	\$0.00	\$0.00	\$2,800.00
22	0189904	2400	\$502.00	0	\$0.00	\$0.00	\$502.00
22	0189905	2100	\$0.00		\$0.00	\$0.00	\$0.00

Fiscal Year	Fund - Expelgder	Function First Two Digits	Fiscal Year Budgeted Amount	% Expensed	Fiscal Year Expense Amount	Fiscal Year Encumbrance Amount	Balance
22	0189905	2100	\$51,248.39	0	\$0.00	\$0.00	\$51,248.39
22	0189906	2900	\$1,117.90	0.42669291	\$477.00	\$0.00	\$640.90
22	0189906	7200	\$0.00		\$0.00	\$0.00	\$0.00
22	0189907	1900	\$2,475.40	0	\$0.00	\$0.00	\$2,475.40
22	0189910	2700	\$3,902.36	0	\$0.00	\$0.00	\$3,902.36
22	0189914	2900	\$300.00	0	\$0.00	\$0.00	\$300.00
22	0189915	2900	\$2,500.00	0	\$0.00	\$0.00	\$2,500.00
22	0189916	2900	\$5,000.00	0.39525	\$1,976.25	\$0.00	\$3,023.75
22	0189918	3200	\$500.00	0	\$0.00	\$0.00	\$500.00
22	0189919	2900	\$1,000.00	0.1099	\$109.90	\$90.10	\$800.00
22	0189920	2800	\$1,231.75	0.43085042	\$530.70	\$0.00	\$701.05
22	0189922		\$0.00		\$0.00	\$0.00	\$0.00
22	0189922	2100	\$1,000.00	0	\$0.00	\$0.00	\$1,000.00
22	0189930	2200	\$0.00		\$0.00	\$0.00	\$0.00
22	0199000	2100	\$7,352.00	0	\$0.00	\$0.00	\$7,352.00
22	0199001	2200	\$0.00		\$0.00	\$0.00	\$0.00
22	0199009	2100	\$0.00		\$0.00	\$0.00	\$0.00
22	0199017	2100	\$0.00		\$0.00	\$0.00	\$0.00
22	0199023	1100	\$0.00		\$0.00	\$0.00	\$0.00
22	0199121	2100	\$40,888.00	0	\$0.00	\$0.00	\$40,888.00
22	0199180	4100	\$0.00		\$0.00	\$0.00	\$0.00
22	0199181	1100	\$0.00		\$0.00	\$0.00	\$0.00
22	0199213	4100	\$0.00		\$0.00	\$0.00	\$0.00
22	0199301	4300	\$0.00		\$0.00	\$0.00	\$0.00
22	0199513	1100	\$0.00		\$0.00	\$0.00	\$0.00
22	0199715	1100	\$0.00		\$0.00	\$0.00	\$0.00
22	0199920	2200	\$1,000.00	0	\$0.00	\$0.00	\$1,000.00
22	0209001	2800	\$20,820.57	0.24635829	\$5,129.32	\$3,316.28	\$12,374.97
22	0209001	7200	\$10,000.00	0	\$0.00	\$0.00	\$10,000.00
22	0229000	7900	\$10,000.00	0.5109	\$5,109.00	\$5,000.00	(\$109.00)
22	0229300	4500	\$13,440.72	0.96996887	\$13,037.08	\$0.00	\$403.64
22	0249001	2900	\$9,024,226.00	0.84270424	\$7,604,753.51	\$1,809,524.90	(\$390,052.41)
22	0249002	0000	\$0.00		\$0.00	\$0.00	\$0.00
22	0249002	2900	\$735,700.00	0.57127696	\$420,288.46	\$105,545.17	\$209,866.37
22	0249094	2900	\$244,098.00	0.47707535	\$116,453.14	\$98,476.50	\$29,168.36
22	0270000	2900	\$247,533.00	0.46673518	\$115,532.36	\$62,387.64	\$69,613.00
22	0719013	2700	\$3,065,842.81	0.63747698	\$1,954,404.22	\$249,664.84	\$861,773.75
22	0719013	2800	\$142,000.00	0.50191592	\$71,272.06	\$44,062.56	\$26,665.38
22	0719013	5100	\$0.00		\$0.00	\$0.00	\$0.00
22	0719013	7200	\$1,731,512.50	0.76346186	\$1,321,943.75	\$0.00	\$409,568.75
22	2009110	4600	\$700.00	0	\$0.00	\$350.00	\$350.00
22	2009111	4600	\$200.00	0	\$0.00	\$0.00	\$200.00
22	2009121	4600	\$234.00	0	\$0.00	\$0.00	\$234.00
22	2009134	7200	\$0.00		\$0.00	\$0.00	\$0.00
22	2009184	7200	\$0.00		\$0.00	\$0.00	\$0.00
22	2009185	4600	\$1,500.00	0	\$0.00	\$0.00	\$1,500.00
22	2009202	4600	\$5,102.65	0.02645684	\$135.00	\$0.00	\$4,967.65
22	2009205	4600	\$250.00	0	\$0.00	\$0.00	\$250.00
22	2009209	4100	\$6,000.00	0.19379167	\$1,162.75	\$4,037.25	\$800.00
22	2009253	4300	\$2,000.00	0.116385	\$232.77	\$1,767.23	\$0.00
22	2009254	4100	\$2,904.97	0.37992131	\$1,103.66	\$1,800.36	\$0.95
22	2009256	4100	\$4,500.00	0.10433333	\$469.50	\$4,030.50	\$0.00
22	2009257	4100	\$0.00		\$0.00	\$0.00	\$0.00
22	2009257	7200	\$0.00		\$0.00	\$0.00	\$0.00
22	2009258	4600	\$2,050.00	0.48257073	\$989.27	\$1,060.73	\$0.00
22	2009301	4600	\$0.00		\$0.00	\$0.00	\$0.00
22	2009302	4100	\$500.00	0.09786	\$48.93	\$451.07	\$0.00
22	2009303	4100	\$120.00	0	\$0.00	\$0.00	\$120.00
22	2009304	7200	\$0.00		\$0.00	\$0.00	\$0.00
22	2009305	4100	\$0.00		\$0.00	\$0.00	\$0.00
22	2009306	4600	\$0.00		\$0.00	\$0.00	\$0.00
22	2009307	4100	\$38,000.00	0.24330868	\$9,245.73	\$28,754.27	\$0.00
22	2009309	4600	\$600.00	0	\$0.00	\$600.00	\$0.00
22	2009312	4100	\$23,109.07	0.1062639	\$2,455.66	\$20,544.34	\$109.07
22	2009314	4600	\$450.00	0	\$0.00	\$450.00	\$0.00
22	2009315	4600	\$0.00		\$0.00	\$0.00	\$0.00
22	2009316	7200	\$0.00		\$0.00	\$0.00	\$0.00
22	2009318	4100	\$6,200.00	0	\$0.00	\$0.00	\$6,200.00
22	2009321	4600	\$16,016.67	0.14717042	\$2,357.18	\$8,630.12	\$5,029.37
22	2009323	4600	\$2,000.00	0.01	\$20.00	\$1,980.00	\$0.00
22	2009324	4600	\$21,444.56	0	\$0.00	\$11,000.00	\$10,444.56
22	2009325	4100	\$27,000.00	0.13643704	\$3,683.80	\$20,667.17	\$2,649.03
22	2009326	4100	\$6,495.00	0.19478676	\$1,265.14	\$2,234.86	\$2,995.00
22	2009327	4100	\$5,705.00	0.02412971	\$137.66	\$2,862.34	\$2,705.00
22	2009330	4100	\$3,478.06	0.1921761	\$668.40	\$1,451.60	\$1,358.06
22	2009330	7200	\$0.00		\$0.00	\$0.00	\$0.00
22	2009331	4600	\$0.00		\$0.00	\$0.00	\$0.00
22	2009332	4100	\$11,030.00	0.11946056	\$1,317.65	\$4,432.35	\$5,280.00
22	2009333	4600	\$59,500.00	0.20835143	\$12,396.91	\$19,804.41	\$27,298.68
22	2009335	4100	\$10,832.00	0.0355733	\$385.33	\$5,114.67	\$5,332.00
22	2009336	4100	\$1,250.00	0.120664	\$150.83	\$2,099.17	(\$1,000.00)
22	2009337	4100	\$150.00	0	\$0.00	\$0.00	\$150.00
22	2009339	4100	\$28,500.00	0.0674207	\$1,921.49	\$26,557.00	\$21.51
22	2009340	4100	\$1,000.00	0.6331	\$633.10	\$350.78	\$16.12
22	2009345	7200	\$0.00		\$0.00	\$0.00	\$0.00
22	2009346	4100	\$500.00	0	\$0.00	\$500.00	\$0.00
22	2009350	4300	\$1,800.00	0.31546667	\$567.84	\$1,232.16	\$0.00
22	2009352	4100	\$10,158.51	0.00608455	\$61.81	\$5,938.19	\$4,158.51
22	2009353	4600	\$1,000.00	0	\$0.00	\$500.00	\$500.00
22	2009355	4600	\$1,515.57	0.151349	\$229.38	\$570.62	\$715.57
22	2009380	4600	\$20,000.00	0	\$0.00	\$10,000.00	\$10,000.00

Fiscal Year	Fund - Expender	Function First Two Digits	Fiscal Year Budgeted Amount	% Expensed	Fiscal Year Expense Amount	Fiscal Year Encumbrance Amount	Balance
22	2009418	4600	\$0.00		\$0.00	\$0.00	\$0.00
22	2009419	4600	\$0.00		\$0.00	\$0.00	\$0.00
22	2009420	4600	\$7,497.69	0.97123247	\$7,282.00	\$215.69	\$0.00
22	2009421	4600	\$1,762.28	0	\$0.00	\$896.05	\$866.23
22	2009422	4600	\$6,088.02	0.40300952	\$2,453.53	\$3,474.84	\$159.65
22	2009423	4600	\$48,000.00	0.01480333	\$710.56	\$47,289.44	\$0.00
22	2009424	4600	\$4,800.00	0.39958333	\$1,918.00	\$2,882.00	\$0.00
22	2009425	4600	\$3,500.00	0.57656571	\$2,017.98	\$1,482.02	\$0.00
22	3003000	4500	\$45,500.00	0.87912088	\$40,000.00	\$0.00	\$5,500.00
22	3003000	4500	\$10,000.00	0	\$0.00	\$0.00	\$10,000.00
22	3003000	4500	\$282,814.43	0.56472589	\$159,712.63	\$71,229.64	\$51,872.16
22	3009110	4100	\$10,000.00	-0.015	(\$150.00)	\$0.00	\$10,150.00
22	3009120	4100	\$6,966.00	0	\$0.00	\$0.00	\$6,966.00
22	3009130	4100	\$10,000.00	0.06	\$600.00	\$0.00	\$9,400.00
22	3009140	4100	\$8,000.00	0	\$0.00	\$0.00	\$8,000.00
22	3009160	4100	\$9,000.00	0	\$0.00	\$0.00	\$9,000.00
22	3009170	4100	\$20,000.00	0.007	\$140.00	\$0.00	\$19,860.00
22	3009180	4100	\$10,000.00	0	\$0.00	\$0.00	\$10,000.00
22	3009201	4100	\$25,075.00	0.09120319	\$2,286.92	\$18,131.00	\$4,657.08
22	3009202	4100	\$0.00		\$0.00	\$0.00	\$0.00
22	3009204	4100	\$0.00		\$0.00	\$0.00	\$0.00
22	3009208	4100	\$111,500.00	0	\$0.00	\$0.00	\$111,500.00
22	3009250	4100	\$12,084.00	0.24725257	\$2,987.80	\$6,048.00	\$3,048.20
22	3009251	4100	\$0.00		\$0.00	\$0.00	\$0.00
22	3009253	4300	\$600.00	0.16318333	\$97.91	\$299.05	\$203.04
22	3009253	7200	\$0.00		\$0.00	\$0.00	\$0.00
22	3009258	4100	\$145,006.00	0	\$0.00	\$11,912.00	\$133,094.00
22	3009301	4500	\$4,500.00	0	\$0.00	\$4,500.00	\$0.00
22	3009302	4500	\$10,114.31	0.24419758	\$2,469.89	\$7,600.00	\$44.42
22	3009303	4600	\$4,517.09	0.29048347	\$1,312.14	\$2,203.12	\$1,001.83
22	3009304	4600	\$8,878.13	0.35519192	\$3,153.44	\$2,076.17	\$3,648.52
22	3009313	4100	\$29,150.00	0.5456542	\$15,905.82	\$0.00	\$13,244.18
22	3009325	4100	\$0.00		\$0.00	\$0.00	\$0.00
22	3009334	4300	\$29,223.18	0.00869686	\$254.15	\$25,926.82	\$3,042.21
22	3009390	4600	\$7,500.00	0	\$0.00	\$7,500.00	\$0.00
22	3009410	4500	\$2,013.29	0.60104605	\$1,210.08	\$0.00	\$803.21
22	4019010	7200	\$0.00		\$0.00	\$0.00	\$0.00
22	4019011	3200	\$45,963.25	1	\$45,963.25	\$0.00	\$0.00
22	4019011	7500	\$2,265.67	1	\$2,265.67	\$0.00	\$0.00
22	4019012	3200	\$323,547.04	0.34259102	\$110,844.31	\$62,714.85	\$149,987.88
22	4019018	3200	\$0.00		\$0.00	\$0.00	\$0.00
22	4019018	7200	\$0.00		\$0.00	\$0.00	\$0.00
22	4019019	3200	\$0.00		\$0.00	\$0.00	\$0.00
22	4019019	7500	\$0.00		\$0.00	\$0.00	\$0.00
22	4019020	7200	\$0.00		\$0.00	\$0.00	\$0.00
22	4019021	3200	\$333.86	1	\$333.86	\$0.00	\$0.00
22	4019021	7500	\$13,950.04	1	\$13,950.04	\$0.00	\$0.00
22	4019022	3200	\$8,625.60	0.04984465	\$429.94	\$0.00	\$8,195.66
22	4019030	7200	\$0.00		\$0.00	\$0.00	\$0.00
22	4019031	3200	\$55,414.94	1	\$55,414.94	\$0.00	\$0.00
22	4019031	7500	\$910.35	1	\$910.35	\$0.00	\$0.00
22	4019032	3200	\$385,000.00	0.6606627	\$254,355.14	\$23,102.75	\$107,542.11
22	4019032	7200	\$0.00		\$0.00	\$0.00	\$0.00
22	4019038	3200	\$0.00		\$0.00	\$0.00	\$0.00
22	4019038	7200	\$0.00		\$0.00	\$0.00	\$0.00
22	4019039	3200	\$0.00		\$0.00	\$0.00	\$0.00
22	4019039	7500	\$0.00		\$0.00	\$0.00	\$0.00
22	4019041	3200	\$4,991.45	1	\$4,991.45	\$0.00	\$0.00
22	4019041	7500	\$23.93	1	\$23.93	\$0.00	\$0.00
22	4019048	3200	\$0.00		\$0.00	\$0.00	\$0.00
22	4019048	7200	\$0.00		\$0.00	\$0.00	\$0.00
22	4019049	3200	\$0.00		\$0.00	\$0.00	\$0.00
22	4019049	7500	\$0.00		\$0.00	\$0.00	\$0.00
22	4519010	2900	\$0.00		\$0.00	\$0.00	\$0.00
22	4519011	2900	\$0.00		\$0.00	\$0.00	\$0.00
22	4519012	2900	\$19,800.00	0	\$0.00	\$0.00	\$19,800.00
22	4519019	2900	\$0.00		\$0.00	\$0.00	\$0.00
22	4639017	7500	\$0.00		\$0.00	\$0.00	\$0.00
22	4679020	2100	\$0.00		\$79,383.65	\$0.00	(\$79,383.65)
22	4679020	2200	\$0.00		\$0.00	\$0.00	\$0.00
22	4679021	2100	\$441,636.84	0.37456889	\$165,423.42	\$6,200.00	\$270,013.42
22	4679021	2100	\$0.00		\$0.00	\$0.00	\$0.00
22	4679021	2200	\$4,300.00	0.40055581	\$1,722.39	\$0.00	\$2,577.61
22	4999018	1200	\$0.00		\$0.00	\$0.00	\$0.00
22	4999018	7400	\$0.00		\$0.00	\$0.00	\$0.00
22	4999019	1200	\$0.00		\$0.00	\$0.00	\$0.00
22	4999019	2200	\$0.00		\$0.00	\$0.00	\$0.00
22	4999019	2400	\$0.00		\$0.00	\$6,531.13	(\$6,531.13)
22	4999019	2600	\$0.00		\$0.00	\$0.00	\$0.00
22	4999019	2700	\$0.00		\$0.00	\$0.00	\$0.00
22	5079021	1100	\$269.17	0	\$0.00	\$0.00	\$269.17
22	5079021	2200	\$9,585.03	1	\$9,585.03	\$0.00	\$0.00
22	5079021	2200	\$0.00		\$0.00	\$0.00	\$0.00
22	5079021	3200	\$43.00	0.99674419	\$42.86	\$0.14	\$0.00
22	5079022	1100	\$3,007,190.79	0.02968361	\$89,264.28	\$495,831.00	\$2,422,095.51
22	5079022	1900	\$0.00		\$0.00	\$0.00	\$0.00
22	5079022	2100	\$552,000.00	0	\$0.00	\$0.00	\$552,000.00
22	5079022	2700	\$55,651.92	0.05068792	\$2,820.88	\$5,000.00	\$47,831.04
22	5079121	1100	\$10,000.00	0.65	\$6,500.00	\$0.00	\$3,500.00
22	5079121	2200	\$144,497.04	0.00118791	\$171.65	\$0.00	\$144,325.39
22	5079121	2700	\$1,424,895.90	0.49550044	\$706,036.54	\$68,360.68	\$650,498.68

Fiscal Year	Fund - Expledger	Function First Two Digits	Fiscal Year Budgeted Amount	% Expensed	Fiscal Year Expense Amount	Fiscal Year Encumbrance Amount	Balance
22	5079222	2100	\$15,384.31	0	\$0.00	\$0.00	\$15,384.31
22	5109021	1100	\$0.00		\$0.00	\$0.00	\$0.00
22	5109021	1100	\$0.00		\$0.00	\$0.00	\$0.00
22	5109021	2800	\$0.00		\$0.00	\$0.00	\$0.00
22	5109021	3200	\$0.00		\$0.00	\$0.00	\$0.00
22	5109121	2600	\$0.00		\$0.00	\$0.00	\$0.00
22	5169021	1200	\$98,008.95	1.050265	\$102,935.37	\$0.00	(\$4,926.42)
22	5169021	1200	\$41,340.33	0.92508236	\$38,243.21	\$0.00	\$3,097.12
22	5169021	1200	\$19,642.30	1.00846999	\$19,808.67	\$0.00	(\$166.37)
22	5169021	1200	\$34.61	0	\$0.00	\$0.00	\$34.61
22	5169021	2100	\$12,703.10	0	\$0.00	\$0.00	\$12,703.10
22	5169021	2100	\$17,701.35	1.48143955	\$26,223.48	\$0.00	(\$8,522.13)
22	5169021	2100	\$0.00		\$0.00	\$0.00	\$0.00
22	5169021	2100	\$2,322.43	0	\$0.00	\$0.00	\$2,322.43
22	5169021	2100	\$552.19	0	\$0.00	\$0.00	\$552.19
22	5169021	2400	\$25,840.93	0.25157454	\$6,500.92	\$0.00	\$19,340.01
22	5169021	2400	\$7,342.62	1.20552065	\$8,851.68	\$0.00	(\$1,509.06)
22	5169021	3200	\$17.52	0	\$0.00	\$0.00	\$17.52
22	5169022	1200	\$607,522.44	0.53353152	\$324,132.37	\$0.00	\$283,390.07
22	5169022	1200	\$224,432.73	0.54296737	\$121,859.65	\$0.00	\$102,573.08
22	5169022	1200	\$116,575.16	0.53853111	\$62,779.35	\$0.00	\$53,795.81
22	5169022	1200	\$15,146.97	0.14969859	\$2,267.48	\$3,000.00	\$9,879.49
22	5169022	2100	\$0.00		\$0.00	\$0.00	\$0.00
22	5169022	2100	\$322,458.06	0.24816064	\$80,021.40	\$2,500.00	\$239,936.66
22	5169022	2100	\$18,480.00	0	\$0.00	\$0.00	\$18,480.00
22	5169022	2200	\$60,345.31	0.52164352	\$31,478.74	\$9,881.00	\$18,985.57
22	5169022	2400	\$42,965.18	0.3205633	\$13,773.06	\$0.00	\$29,192.12
22	5169022	2400	\$56,195.05	0.54431182	\$30,587.63	\$0.00	\$25,607.42
22	5169022	2400	\$0.00		\$0.00	\$0.00	\$0.00
22	5169022	2400	\$0.00		\$0.00	\$0.00	\$0.00
22	5169022	3200	\$30,468.98	0.99490761	\$30,313.82	\$1,096.00	(\$940.84)
22	5169122	1200	\$248,308.53	0	\$0.00	\$0.00	\$248,308.53
22	5169122	1200	\$31,443.31	0	\$0.00	\$0.00	\$31,443.31
22	5169122	2200	\$45,000.00	0	\$0.00	\$2,000.00	\$43,000.00
22	5169122	3200	\$0.00		\$0.00	\$0.00	\$0.00
22	5519121	1200	\$0.00		\$0.00	\$0.00	\$0.00
22	5519121	1200	\$8,638.42	0.96295387	\$8,318.40	\$0.00	\$320.02
22	5519121	2200	\$750.00	1	\$750.00	\$0.00	\$0.00
22	5519122	1200	\$6,960.14	0.0852138	\$593.10	\$0.00	\$6,367.04
22	5729021	1200	\$45,015.46	1.23355665	\$55,529.12	\$0.00	(\$10,513.66)
22	5729021	2200	\$27,734.10	0.00919518	\$255.02	\$0.00	\$27,479.08
22	5729021	3200	\$999.78	0	\$0.00	\$0.00	\$999.78
22	5729021	3200	\$583.57	0	\$0.00	\$0.00	\$583.57
22	5729022	1200	\$458,846.24	0.58087021	\$266,530.11	\$0.00	\$192,316.13
22	5729022	2200	\$18,506.34	0.05549828	\$1,027.07	\$0.00	\$17,479.27
22	5729022	3200	\$1,901.87	0	\$0.00	\$0.00	\$1,901.87
22	5729022	3200	\$4,000.00	0.6265525	\$2,506.21	\$1,237.07	\$256.72
22	5729121	1100	\$166,284.55	0.53444809	\$88,870.46	\$0.00	\$77,414.09
22	5729122	1100	\$210,785.34	0.07019596	\$14,796.28	\$678.80	\$195,310.26
22	5729221	1100	\$10,107.88	1	\$10,107.88	\$0.00	\$0.00
22	5729221	2200	\$0.00		\$0.00	\$0.00	\$0.00
22	5729222	1100	\$15,690.39	0	\$0.00	\$0.00	\$15,690.39
22	5849022	1100	\$26,600.00	0.06234812	\$1,658.46	\$14,237.00	\$10,704.54
22	5849022	2200	\$45,637.48	0.22125871	\$10,097.69	\$0.00	\$35,539.79
22	5849022	3200	\$3,343.86	0.21398025	\$715.52	\$1,337.12	\$1,291.22
22	5879021	1200	\$1,678.80	0.99912437	\$1,677.33	\$0.00	\$1.47
22	5879022	1200	\$41,045.46	0.56227924	\$23,079.01	\$1,227.66	\$16,738.79
22	5879121	1200	\$4,629.13	0.97188889	\$4,499.00	\$0.00	\$130.13
22	5879121	2200	\$546.62	0	\$0.00	\$0.00	\$546.62
22	5879122	1200	\$16,204.57	0	\$0.00	\$0.00	\$16,204.57
22	5879122	1200	\$2,500.00	0	\$0.00	\$0.00	\$2,500.00
22	5879122	2200	\$5,326.44	0	\$0.00	\$0.00	\$5,326.44
22	5909021	1100	\$0.00		\$0.00	\$0.00	\$0.00
22	5909021	2200	\$102,138.29	0.16145698	\$16,490.94	\$0.00	\$85,647.35
22	5909021	3200	\$1,166.63	0.68487867	\$799.00	\$0.00	\$367.63
22	5909021	7400	\$0.00		\$0.00	\$0.00	\$0.00
22	5909022	1200	\$78,102.00	0.24844447	\$19,404.01	\$0.00	\$58,697.99
22	5909022	2200	\$120,029.55	0.46641123	\$55,983.13	\$11,157.00	\$52,889.42
22	5909022	3200	\$11,518.92	0.35975595	\$4,144.00	\$7,293.58	\$81.34
22	5999021	1100	\$20,000.00	0.2677005	\$5,354.01	\$0.00	\$14,645.99
22	5999021	2200	\$26,155.21	0.03814766	\$997.76	\$0.00	\$25,157.45
22	5999021	3200	\$718.81	0.83332174	\$599.00	\$0.00	\$119.81
22	5999022	3100	\$128,700.00	0	\$0.00	\$75,714.49	\$52,985.51
TOTALS			\$131,004,542.48				

# GENERAL FUND-TRUE DAYS CASH

Includes Emergency Levy

