

# Medina City Schools

## Forecast Fund Analysis

June 30, 2023

	2022-2023 Original Estimate (1)	Y-T-D Actual July 2021 - June 2022 (2)	Percent	Variance (3)
Beginning Balance - July 1, 2022		49,279,577.77		0.00
General Fund	31,219,516.68			
Other Funds - Substitute Levy	18,060,061.09			
Revenue	<u>80,935,772.00</u>	<u>81,790,112.10</u>	<u>101.1%</u>	<u>-854,340.10</u>
	<b>80,935,772.00</b>	<b>81,790,112.10</b>		<b>-854,340.10</b>
Expenditures	91,025,514.00	91,096,830.61	100.1%	-71,316.61
Encumbrance	851,800.00	855,307.14		-3,507.14
	<u><b>91,877,314.00</b></u>	<u><b>91,952,137.75</b></u>		<u><b>-74,823.75</b></u>
Ending Balance - June 30, 2023	<u>38,338,035.77</u>	<u>39,117,552.12</u>		<u>-779,516.35</u>

Original Estimate revenue, expenditure and encumbrance taken from May 2022 five-year forecast  
Includes May 2018 Substitute Levy

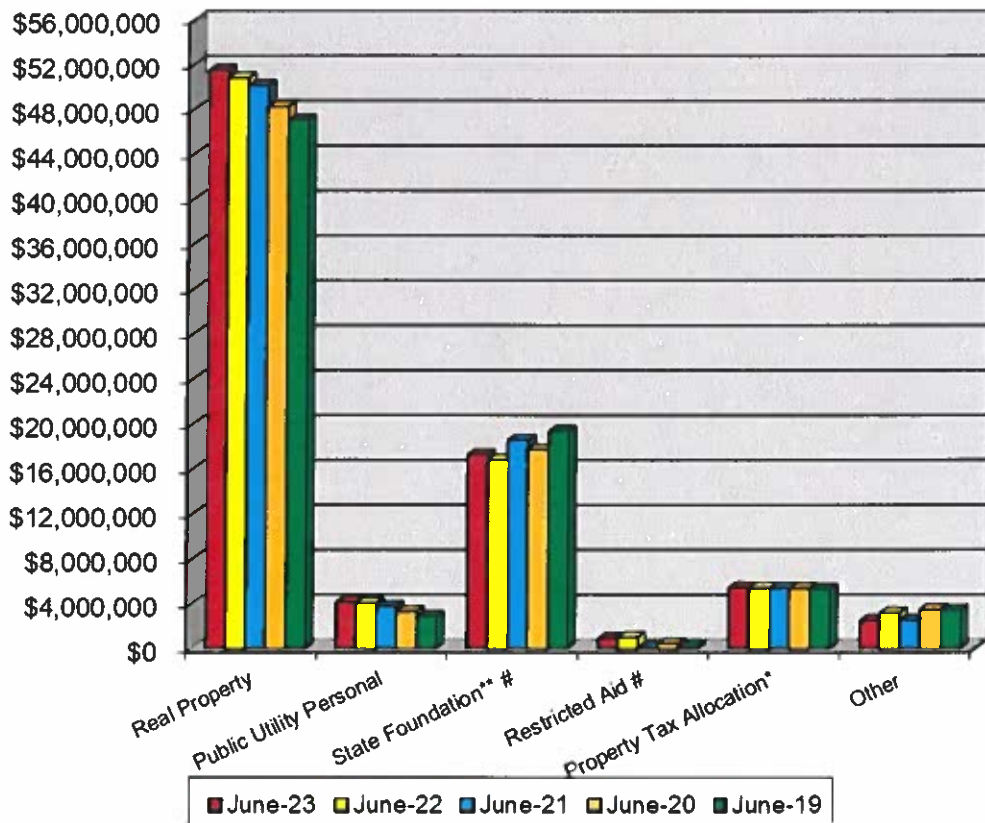
# **Forecast Funds Summary**

June 2023

## **Revenues**

1. Real Property Taxes – Total Real Property Taxes received from the beginning of the fiscal year until June 30, 2023 is \$51,501,614.04. This is an increase of 1.3% above last year's taxes received at this time. \$-0- was collected in June.
2. Public Utility Personal Property Taxes – Total Public Utility Personal Property Taxes received from the beginning of the fiscal year until June 30, 2023 is \$4,137,682.49. These monies are distributed upon settlement from the County Auditor. This amount is listed in a separate line for State and five-year forecasting purposes. \$-0- had been transferred in June.
3. State Foundation – State Foundation monies received from the State of Ohio from the beginning of the fiscal year until June 30, 2023 total \$17,301,114.70. This is an increase of 3.0% above last year's foundation money received at this time. \$1,647,765.68 was collected in June.
4. Restricted Aid – Restricted Aid monies are for Career Tech funding and Economically Disadvantaged Students. We have added e-Rate funding as well because these funds are restrictive to technology. Monies received from the beginning of the fiscal year until June 30, 2023 total \$910,654.47. \$75,726.01 was collected in June.
5. Homestead and Rollback – Monies received from the State of Ohio from the beginning of the fiscal year until June 30, 2023 total \$5,461,798.23. Receipts are based upon the real property taxes collected and Homestead filings with the County Auditor. (\$28,450.40) was corrected to the Bond fund in June based upon auditor recommendations.
6. Other – Other monies received from the beginning of the fiscal year until June 30, 2023 total \$2,505,698.57. This is a decrease of 21.4% below last year at this time. \$385,955.47 was collected in June.

## Forecast Fund Revenue



	June-23	June-22	June-21	June-20	June-19	Current Forecast
Real Property	\$51,501,614	\$50,818,509	\$50,162,687	\$48,279,664	\$47,069,606	\$51,501,614
Public Utility Personal	\$4,137,682	\$4,054,762	\$3,774,750	\$3,317,403	\$2,903,216	\$4,137,683
State Foundation** #	\$17,301,115	\$16,793,991	\$18,583,359	\$17,745,277	\$19,377,184	\$16,642,890
Restricted Aid #	\$910,654	\$1,026,586	\$82,859	\$461,112	\$82,923	\$909,064
Property Tax Allocation*	\$5,433,348	\$5,414,668	\$5,390,620	\$5,359,332	\$5,310,488	\$5,476,065
Other	\$2,505,699	\$3,189,122	\$2,561,414	\$3,487,467	\$3,430,448	\$2,886,332
<b>Total</b>	<b>\$81,790,112</b>	<b>\$81,297,638</b>	<b>\$80,555,689</b>	<b>\$78,650,257</b>	<b>\$78,173,865</b>	<b>\$81,553,648</b>
State %	28.9%	28.6%	29.9%	30.0%	31.7%	

\* Includes Homestead/Rollback, Tangible Personal Property Tax Fixed Rate Loss Reimbursement and Electric Deregulation.

\*\* Includes Casino Revenue in State Foundation beginning January 2013 and Economic Disadvantaged Funding in November 2013.

# Encompasses the Fair School Funding Plan as of January 2022

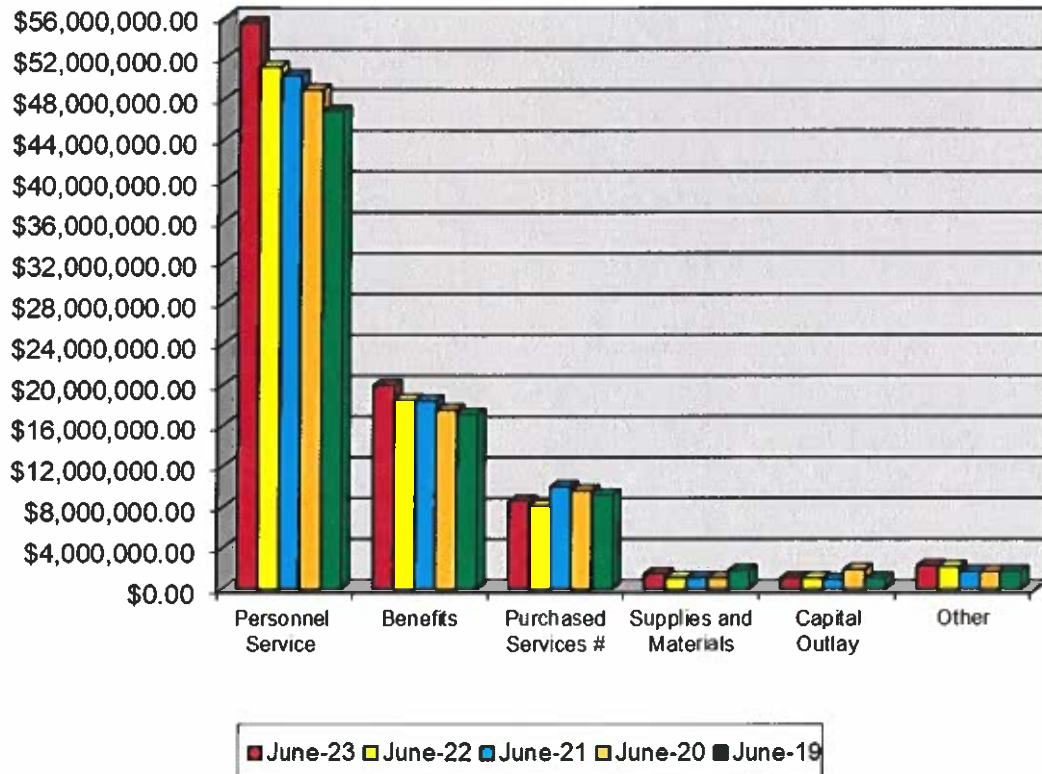
# **Forecast Funds Summary**

June 2023

## **Expenditures**

1. Personnel Services– The costs for personnel services for the School District from the beginning of the fiscal year until June 30, 2023 was \$55,451,873.33. This was an increase of 8.4% above last year at this time. \$6,426,929.39 was spent in June. There were three pays in June accounting for the increase in expense.
2. Benefits – The cost for benefits for the School District from the beginning of the fiscal year until June 30, 2023 was \$19,978,013.73. This was an increase of 7.9% above last year at this time. \$1,771,341.26 was spent in June. Three pays in June accounted for the increase in expense.
3. Purchased Services – The cost for purchased services for the district from the beginning of the fiscal year until June 30, 2023 total \$8,629,526.39. This was a 5.70% increase above last year at this time. \$1,021,586.18 was spent in June.
4. Supplies and Materials – The cost for supplies and materials for the district from the beginning of the fiscal year until June 30, 2023 total \$1,512,405.17. This was a 30.6% increase above last year at this time. \$74,643.87 was spent in June.
5. Capital Outlay – The cost for capital outlay for the district from the beginning of the fiscal year until June 30, 2023 total \$1,066,559.30. This was a 0.1% decrease below last year at this time. \$52,300.41 was spent in June.
6. Other – The cost of other expenditures excluding transfers for the district was \$2,300,398.64 for the fiscal year until June 30, 2023. This was a 5.5% increase above last year at this time. \$22,103.96 spent in June.

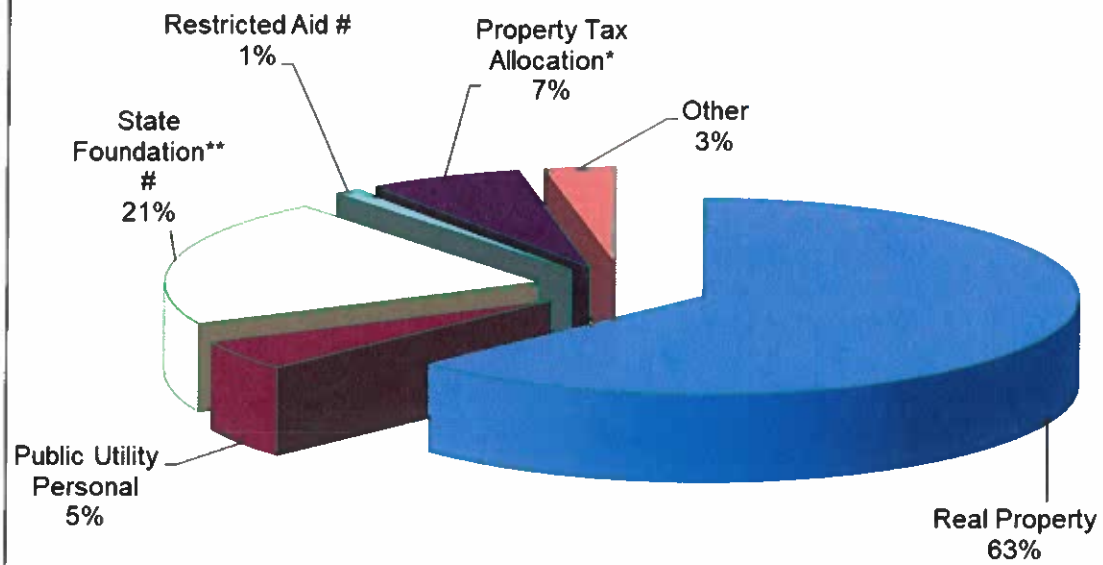
## Forecast Fund Expenditures



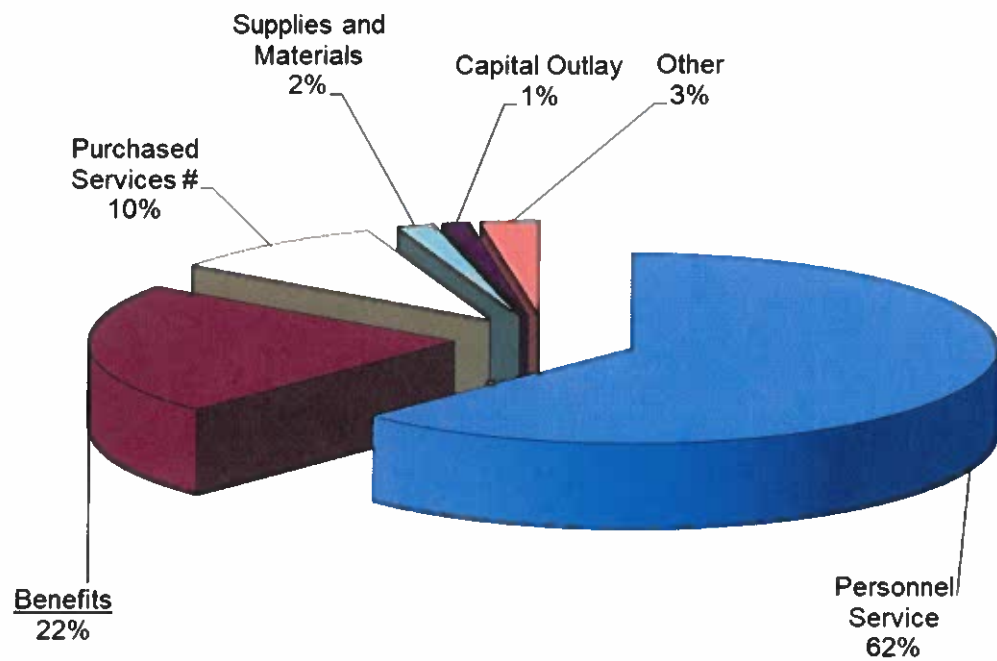
	June-23	June-22	June-21	June-20	June-19	Current Forecast
Personnel Service	\$55,451,873.33	\$51,167,885	\$50,311,000	\$48,911,847	\$46,826,418	\$55,413,204
Benefits	\$19,978,013.73	\$18,521,456	\$18,475,913	\$17,545,173	\$17,139,252	\$20,451,929
Purchased Services #	\$8,629,526.39	\$8,161,953	\$10,066,761	\$9,635,110	\$9,250,079	\$8,315,509
Supplies and Materials	\$1,512,405.17	\$1,157,838	\$1,135,522	\$1,115,042	\$1,831,188	\$1,574,192
Capital Outlay	\$1,066,559.30	\$1,077,242	\$943,830	\$1,935,742	\$1,059,038	\$1,207,052
Other	\$2,300,398.64	\$2,180,740	\$1,748,460	\$1,717,813	\$1,784,024	\$2,287,076
Transfers and Adv., Etc.	\$2,158,054.05	\$586,572	\$1,595,283	\$1,109,858	\$925,281	\$1,147,835
Other than Debt						
<b>Total</b>	<b>\$91,096,831</b>	<b>\$82,853,686</b>	<b>\$84,276,769</b>	<b>\$81,970,586</b>	<b>\$78,815,280</b>	<b>\$90,396,797</b>

# Reduced with Fair School Funding Plan in January 2022

## Current Forecast Fund Revenue



## Current Forecast Fund Expenditures





Medina City Schools

JUNE

**MONTH END BANK ACCOUNT BALANCES:**

OPERATING ACCOUNT - HUNTINGTON	\$	1,664,655.17 ✓
FLEX ACCOUNT - HUNTINGTON	\$	60,530.69 ✓
WORKERS COMP (ZBA) - HUNTINGTON	\$	-
RED TREE INVESTMENTS - GENERAL	\$	22,772,637.36
WESTFIELD BANK	\$	1,553,094.20 ✓
WESTFIELD BANK COMMERCIAL CHECKING	\$	15,000.00 ✓
MULTISECURITIES FIXED	\$	14,351,000.00
MULTISECURITIES CASH FUND DEPOSITS	\$	20.34
5/3RD BANK	\$	8,533,981.90
DWS -Hoffman- Collins	\$	448,746.66
DWS - Bushman	\$	7,358.53
Kanehl Stocks	\$	3,437.61
JP Morgan / Metlife Claims	\$	27,133.83 ✓
T. ROWE PRICE Hoffman-Collins	\$	318,528.98
STAR OHIO - GENERAL	\$	7,714,053.80
<b>TOTAL BANK BALANCES</b>	<b>\$</b>	<b>57,470,179.07</b>

**PETTY CASH/CHANGE FUND:**

PETTY CASH

**TOTAL PETTY CASH/CHANGE FUND \$ -**

**DEPOSITS IN TRANSIT:**

	\$	2,115,950.08
	\$	9,802.82
<b>TOTAL DEPOSITS IN TRANSIT</b>	<b>\$</b>	<b>2,125,752.90</b>

**OUTSTANDING CHECKS:**

OPERATING ACCOUNT - HUNTINGTON:

CHECKS	\$	(194,759.52)
Flex Outstanding Checks		(490.71)

PAYROLL ACCOUNT - HUNTINGTON:

CHECKS		(4,084.59)
EFTS		(371,265.46)

**TOTAL OUTSTANDING CHECKS \$ (570,600.28)**

**MISCELLANEOUS ADJUSTMENTS:**

**LIABILITY BALANCES:**

<i>omni</i>		50.00
OPEN PAYABLES REPORT		55,228.94

**TOTAL LIABILITIES ADJUSTMENTS \$ 55,278.94**

**TOTAL BOOK BALANCE \$ 59,080,610.63**

**PER FINSUM (eFP) \$ 59,080,610.63**

**Difference \$ -**

**Medina City School District**  
**Sales Tax Update**

Date	Sales Tax Description	Receipts	Expenditures	Balance
July 1, 2021	Beginning Balance (071) Sales Tax and (002-9012) Bond			\$3,208,431.53
July	Sales Tax Distribution	\$932,876.04		\$4,141,307.57
	Roof Replacement Evaluation and Design		\$6,954.25	\$4,134,353.32
	Field Assessment and Preliminary Design - Parking		\$16,763.32	\$4,117,590.00
	Blake Carpet and Tile Replacement		\$8,655.37	\$4,108,934.63
	Roof Replacement - Central Office		\$72,033.30	\$4,036,901.33
	Roofing Project 2022		\$281,404.35	\$3,755,496.98
	Fleet Master Lease Agreement		\$16,481.88	\$3,739,015.10
August	Root Driveway and Culverts		\$5,264.00	\$3,733,751.10
	Heritage Concrete Sidewalk Replacement		\$3,000.00	\$3,730,751.10
	Roof Replacement Evaluation and Design		\$6,954.25	\$3,723,796.85
	Field Assessment and Preliminary Design - Parking		\$12,176.65	\$3,711,620.20
	Evolve Windows		\$2,882.00	\$3,708,738.20
	Paving Summer 2022		\$771,088.26	\$2,937,649.94
	MHS Fireproofing Patching		\$76,800.00	\$2,860,849.94
	Roofing Project 2022		\$234,103.50	\$2,626,746.44
	Fleet Master Lease Agreement		\$8,669.71	\$2,618,076.73
September	Heritage Concrete Sidewalk Replacement		\$15,750.00	\$2,602,326.73
	Canavan and Garfield Restroom Partitions		\$14,353.00	\$2,587,973.73
	Roofing Project 2022		\$82,126.30	\$2,505,847.43
	Fleet Master Lease Agreement		\$4,272.92	\$2,501,574.51
	Root and Canavan Camera Refund of Prior Year Exp	\$96,337.76		\$2,597,912.27
October	Sales Tax Distribution	\$1,116,969.77		\$3,714,882.04
	Desks/Chairs Fenn, Evolve, Claggett		\$58,466.50	\$3,656,415.54
	Arc Drive Air Handler Motor MHS		\$9,810.00	\$3,646,605.54
	Digital Message Center Fenn	\$8,621.51		\$3,655,227.05
	Roofing Project 2022		\$4,936.15	\$3,650,290.90
	Blade Wing Extension for Snow Plow		\$1,190.00	\$3,649,100.90
	Boiler Tubes Claggett		\$53,013.18	\$3,596,087.72
	Fleet Master Lease Agreement		\$4,431.88	\$3,591,655.84
November	Roof Replacement Evaluation and Design		\$10,849.65	\$3,580,806.19
	Field Assessment and Preliminary Design - Parking		\$3,614.20	\$3,577,191.99
	Tables and Benches-Operations Building		\$15,130.97	\$3,562,061.02
	Fleet Master Lease Agreement		\$6,310.75	\$3,555,750.27
	COP's Principal and Interest		\$1,349,568.75	\$2,206,181.52
December	Field Assessment and Preliminary Design - Parking		\$7,365.15	\$2,198,816.37
	Claggett Music Room		\$3,909.00	\$2,194,907.37
	Digital Message Center Fenn		\$12,932.27	\$2,181,975.10
	Roof Project 2022		\$13,503.70	\$2,168,471.40
	Paving Summer 2022		\$77,156.93	\$2,091,314.47
	Fleet Master Lease Agreement		\$8,432.75	\$2,082,881.72
January	Sales Tax Distribution	\$1,097,617.66		\$3,180,499.38
	Window Sash Replacement		\$1,776.46	\$3,178,722.92
	Roof Project 2022		\$43,861.40	\$3,134,861.52
	Fleet Master Lease Agreement		\$8,410.93	\$3,126,450.59
February	Fleet Master Lease Agreement		\$8,410.93	\$3,118,039.66
March	Elevator Repair MHS		\$62,083.00	\$3,055,956.66
	Elevator Power Unit Replacement		\$13,963.00	\$3,041,993.66
	Fleet Master Lease Agreement		\$8,410.93	\$3,033,582.73
April	Sales Tax Distribution	\$1,100,330.25		\$4,133,912.98
	Roof Project 2023		\$14,827.00	\$4,119,085.98
	Carpet Installation - Fenn Counseling Room		\$1,457.50	\$4,117,628.48
	Elevator Power Unit Replacement		\$13,963.00	\$4,103,665.48
	Fleet Master Lease Agreement		\$6,723.63	\$4,096,941.85
May	COPS Interest		\$380,681.75	\$3,716,260.10
	Asbestos Removal Project-Fenn		\$600.00	\$3,715,660.10

**Medina City School District**  
**Sales Tax Update**

Date	Sales Tax Description	Receipts	Expenditures	Balance
	Summer Paving Project		\$14,700.00	\$3,700,960.10
	Roof Replacement Project		\$24,208.60	\$3,676,751.50
	Synthetic Turf Maintenance Project		\$12,700.00	\$3,664,051.50
	Scoreboards-Booster Payment		(\$27,923.60)	\$3,691,975.10
	Fleet Master Lease Agreement		\$6,406.18	\$3,685,568.92
June	Asbestos Removal Project - Fenn		\$9,725.00	\$3,675,843.92
	Summer Paving Project		\$1,553.86	\$3,674,290.06
	Chiller Leak Repair - Root		\$19,075.00	\$3,655,215.06
	Student Desk Brace - Claggett		\$1,544.40	\$3,653,670.66
	Pickleball Court Construction - Root		\$95,745.00	\$3,557,925.66
	Fleet Master Lease Agreement		\$27,129.17	\$3,530,796.49
	Transfer to PI		\$50,000.00	\$3,480,796.49
	COP's Bank Fee		\$1,250.00	\$3,479,546.49
	Fiscal Year Totals	\$4,352,752.99	\$4,081,638.03	

**Medina City School District**  
Recreation Center Update

Date	Description	District Revenue	District Expenses	City Reimbursements	Total Balance
July 1, 2022	Beginning Balance (003-9001)				\$ 169,189.30
July	Field Assessment and Preliminary Design - Parking		\$700.00		\$ 168,489.30
	Removal of Window and Convert to Door		\$6,053.54		\$ 162,435.76
	Roberts Roofing			\$29,025.00	\$ 191,460.76
August	Field Assessment and Preliminary Design - Parking		\$3,943.95		\$ 187,516.81
	Paving Summer 2022 Project		\$79,172.29		\$ 108,344.52
September	Removal of Window and Convert to Door			\$6,053.54	\$ 114,398.06
	Pool Pump and Repair to Motor		\$4,784.60		\$ 109,613.46
	Field Assessment and Preliminary Design - Parking		\$425.74		\$ 109,187.72
	Roberts Roofing		\$2,232.00		\$ 106,955.72
October	Transfer from 001	\$10,000.00			\$ 116,955.72
	Pool Pump and Repair to Motor			\$2,392.30	\$ 119,348.02
	Paving Summer 2022 Project			\$39,586.14	\$ 158,934.16
November	Main Entrance - Flooring		\$15,678.48		\$ 143,255.68
	Roberts Roofing			\$1,116.00	\$ 144,371.68
December	Field Assessment and Preliminary Design - Parking			\$4,934.84	\$ 149,306.52
	Roof Replacement and Evaluation		\$1,385.00		\$ 147,921.52
	Paving Summer 2022 Project		\$8,796.92		\$ 139,124.60
	Main Entrance - Flooring			\$7,839.24	\$ 146,963.84
January	Paving Summer 2022 Project			\$4,398.46	\$ 151,362.30
	Rec Center Roofing		\$17,813.00		\$ 133,549.30
February	Transfer from 001	\$120,000.00			\$ 253,549.30
	Rec Center Roofing			\$8,906.50	\$ 262,455.80
March	Spa Repairs		\$5,988.03		\$ 256,467.77
April	Spa Repairs			\$2,994.01	\$ 259,461.78
	Competition Pool		\$9,361.41		\$ 250,100.37
May	Consulting Services for Natatorium Project		\$8,250.00		\$ 241,850.37
	Rec Center Expansion Project		\$850.00		\$ 241,000.37
	Competition Pool			\$4,680.71	\$ 245,681.08
June	Rec Center Expansion Project		\$2,550.00		\$ 243,131.08
Total Revenues, Expenditures and Reimbursements		\$ 130,000.00	\$ 167,984.96	\$ 111,926.74	

**Monthly Investment Summary**  
**Medina City School District**  
**US Bank Custodian Acct Ending x70982**  
 June 30, 2023

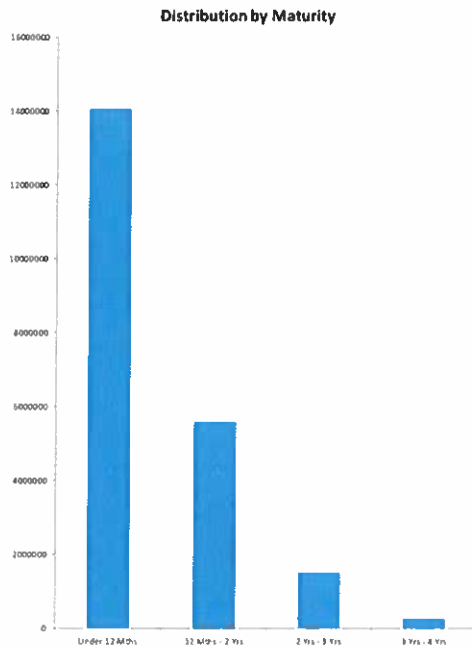
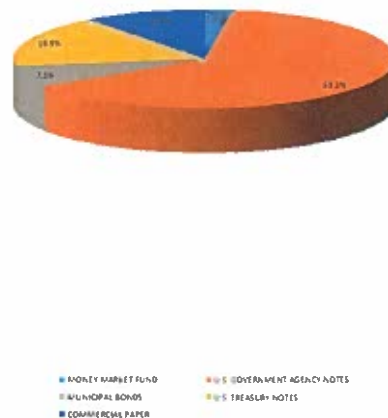
**Monthly Cash Flow Activity**

**From 05-31-23 through 06-30-23**

Beginning Book Value	22,738,125.58
Contributions	0.00
Withdrawals	0.00
Realized Gains/Losses	3,061.53
Gross Interest Earnings	31,450.25
Ending Book Value	22,772,637.36

**Market Value Summary**

Security Type	Market Value	Pct. Assets	Avg Yield at Cost	Wght Avg Mat
<b>Money Market Fund</b>				
MONEY MARKET FUND	516,403.22	2.4	4.99	0.00
<b>Fixed Income</b>				
MUNICIPAL BONDS	1,553,858.20	7.1	0.75	1.16
U.S. GOVERNMENT AGENCY NOTES	13,868,979.78	63.2	0.42	1.00
U.S. TREASURY NOTES	3,711,030.42	16.9	1.69	0.60
Accrued Interest	20,883.40	0.1		
<b>Commercial Paper</b>				
COMMERCIAL PAPER	2,267,682.89	10.3	5.42	0.32
<b>TOTAL PORTFOLIO</b>	<b>21,938,837.91</b>	<b>100.0</b>	<b>1.28</b>	<b>0.85</b>

**Maturity Distribution**

**Security Type Allocation**

**Disclosures:**

RedTree's internal accounting system is used as the source of the market value of this account. Although obtained from a source believed to be reliable, we cannot guarantee its accuracy. You should review all account statements provided by the custodian and compare with the statements provided by RedTree.

Questions? Call 888.596.2293 or email [info@redtreeinv.com](mailto:info@redtreeinv.com)

**Portfolio Holdings Report**  
**Medina City School District**  
**US Bank Custodian Acct Ending x70982**  
 June 30, 2023

Quantity	Cusip	Security Description	Moody's	S&P	Cost Basis	Market Value	Yield at Cost	Wtd Maturity	Purchase Date
<b>U.S. GOVERNMENT AGENCY NOTES</b>									
1,000,000	3137EAEV7	Federal Home Ln Mtg 0.250% Due 08-24-23	Aaa	AA+	999,630.00	992,988.50	0.26	0.15	10-08-20
500,000	3133EL6J8	Federal Farm Credit Bank 0.220% Due 09-08-23	Aaa	AA+	499,855.00	495,367.67	0.23	0.19	04-08-21
1,000,000	3133EMUF7	Federal Farm Credit Bank 0.220% Due 09-22-23	Aaa	AA+	999,198.00	988,533.82	0.25	0.23	03-22-21
1,000,000	3135G06H1	Federal Natl Mtg Assoc 0.250% Due 11-27-23	Aaa	AA+	998,860.00	979,520.25	0.29	0.40	11-25-20
460,000	3137EAF2	Federal Home Ln Mtg 0.250% Due 12-04-23	Aaa	AA+	459,434.20	450,054.24	0.30	0.42	04-14-21
625,000	3133EMRZ7	Federal Farm Credit Bank 0.250% Due 02-26-24	Aaa	AA+	623,324.16	604,405.10	0.34	0.64	03-09-21
385,000	3133EMRZ7	Federal Farm Credit Bank 0.250% Due 02-26-24	Aaa	AA+	384,110.65	372,313.54	0.33	0.64	03-31-21
1,000,000	3130ALSG0	Federal Home Ln Bank 0.250% Due 03-08-24	Aaa	AA+	998,332.00	965,344.22	0.31	0.67	05-24-21
240,000	3133EMTW2	Federal Farm Credit Bank 0.300% Due 03-18-24	Aaa	AA+	239,805.60	231,409.02	0.33	0.70	04-27-21
1,200,000	3133EMGF3	Federal Farm Credit Bank 0.350% Due 05-16-24	Aaa	AA+	1,197,900.00	1,146,760.39	0.40	0.85	11-19-20
115,000	3130ANMM9	Federal Home Ln Bank 0.540% Due 08-26-24	Aaa	AA+	115,000.00	108,646.25	0.54	1.12	08-26-21
750,000	3130ANX88	Federal Home Ln Bank 0.500% Due 09-27-24	Aaa	AA+	749,775.00	705,374.57	0.51	1.20	09-27-21
1,500,000	3130ALQV9	Federal Home Ln Bank 0.570% Due 09-30-24	Aaa	AA+	1,500,000.00	1,407,019.60	0.57	1.21	03-30-21
500,000	3130ALTH7	Federal Home Ln Bank 0.510% Due 09-30-24	Aaa	AA+	500,000.00	470,142.48	0.51	1.21	03-30-21
415,000	3130AKDS2	Federal Home Ln Bank 0.390% Due 10-28-24	Aaa	AA+	415,402.55	388,236.08	0.36	1.29	02-19-21
1,000,000	3135G06E8	Federal Natl Mtg Assoc 0.420% Due 11-18-24	Aaa	AA+	998,250.00	933,699.78	0.46	1.34	11-18-20
1,200,000	3133EMER9	Federal Farm Credit Bank 0.470% Due 01-27-25	Aaa	AA+	1,198,620.00	1,113,185.69	0.50	1.53	10-29-20
800,000	3134GXDM3	Federal Home Ln Mtg 0.620% Due 12-01-25	Aaa	AA+	799,400.00	723,594.24	0.64	2.35	12-02-20
380,000	3134GXHD9	Federal Home Ln Mtg 0.700% Due 12-23-25	Aaa	AA+	380,000.00	343,745.54	0.70	2.40	12-23-20
500,000	3130AKZ25	Federal Home Ln Bank 0.650% Due 02-26-26	Aaa	AA+	500,000.00	448,638.78	0.65	2.57	02-26-21
Accrued Interest						13,346.15			
					14,556,897.16	13,882,325.93	0.42	1.00	
<b>MUNICIPAL BONDS</b>									
345,000	244721FK7	Defiance CSD, OH GO 4.000% Due 12-01-23	Aa2		376,891.80	342,605.70	1.20	0.41	07-16-20
500,000	677581JA9	State of Ohio, OH REV 0.300% Due 12-15-23	Aa2	AA	500,000.00	488,450.00	0.30	0.45	06-08-21
500,000	677581JB7	State of Ohio, OH REV 0.520% Due 12-15-24	Aa2	AA	500,000.00	466,000.00	0.52	1.42	06-08-21
250,000	668180CW0	Northwestern LSD, OH GO 5.820% Due 12-01-26	Aa2		304,310.00	256,802.50	1.42	3.06	10-12-21
Accrued Interest						2,544.72			
					1,681,201.80	1,556,402.92	0.75	1.16	

**Disclosures:**

RedTree's internal accounting system is used as the source of the market value of this account. Although obtained from a source believed to be reliable, we cannot guarantee its accuracy. You should review all account statements provided by the custodian and compare with the statements provided by RedTree.

Questions? Call 888.596.2293 or email [info@redtreeinv.com](mailto:info@redtreeinv.com)

**Portfolio Holdings Report**  
**Medina City School District**  
**US Bank Custodian Acct Ending x70982**  
 June 30, 2023

Quantity	Cusip	Security Description	Moody's	S&P	Cost Basis	Market Value	Yield at Cost	Wtd Maturity	Purchase Date
<b>U.S. TREASURY NOTES</b>									
810,000	91282CDA6	US Treasury Note 0.250% Due 09-30-23	Aaa	AA+	809,086.59	800,149.56	0.31	0.25	09-30-21
500,000	91282CAW1	US Treasury Note 0.250% Due 11-15-23	Aaa	AA+	497,148.44	490,781.25	0.54	0.37	11-15-21
950,000	91282CBR1	US Treasury Note 0.250% Due 03-15-24	Aaa	AA+	948,033.21	916,416.02	0.33	0.69	08-09-21
550,000	91282CBV2	US Treasury Note 0.375% Due 04-15-24	Aaa	AA+	549,978.52	528,644.53	0.38	0.77	09-20-21
1,000,000	91282WJ5	US Treasury Note 2.500% Due 05-15-24	Aaa	AA+	975,546.88	975,039.06	5.39	0.85	06-30-23
	Accrued Interest					4,992.52			
					3,779,793.64	3,716,022.94	1.69	0.60	
<b>COMMERCIAL PAPER</b>									
710,000	78013WUA6	Royal Bank of Canada (RBC) 0.000% Due 07-10-23	P-1	A-1+	698,935.84	708,999.61	5.18	0.03	03-22-23
220,000	89233HW75	Toyota Motor Credit 0.000% Due 09-07-23	P-1	A-1+	215,079.70	217,777.78	5.08	0.19	03-29-23
1,000,000	89119BYT7	TD USA 0.000% Due 11-27-23	P-1	A-1+	960,400.00	977,008.00	5.50	0.41	03-02-23
380,000	78009ACS1	Royal Bank of Canada (RBC) 0.000% Due 03-26-24	P-1	A-1+	363,926.00	363,897.50	5.89	0.72	06-30-23
					2,238,341.54	2,267,682.89	5.42	0.32	
<b>MONEY MARKET FUND</b>									
	USBMMF	First American Treasury Obligations Fund			516,403.22	516,403.22	4.99		
<b>TOTAL PORTFOLIO</b>					22,772,637.36	21,938,837.91	1.28	0.85	

**Disclosures:**

RedTree's internal accounting system is used as the source of the market value of this account. Although obtained from a source believed to be reliable, we cannot guarantee its accuracy. You should review all account statements provided by the custodian and compare with the statements provided by RedTree.

Questions? Call 888.596.2293 or email [info@redtreeinv.com](mailto:info@redtreeinv.com)

**Monthly Activity Reports**  
**Medina City School District**  
**US Bank Custodian Acct Ending x70982**  
 From 06-01-23 Through 06-30-23

**GROSS INTEREST INCOME**

Ex-Date	Pay-Date	Security	Amount
<b>U.S. GOVERNMENT AGENCY NOTES</b>			
06-01-23	06-01-23	Federal Home Ln Mtg 0.620% Due 12-01-25	2,480.00
06-05-23	06-05-23	Federal Home Ln Mtg 0.250% Due 12-04-23	575.00
06-23-23	06-23-23	Federal Home Ln Mtg 0.700% Due 12-23-25	1,330.00
			<hr/> 4,385.00
<b>MUNICIPAL BONDS</b>			
06-01-23	06-01-23	Defiance CSD, OH GO 4.000% Due 12-01-23	6,900.00
06-01-23	06-01-23	Northwestern LSD, OH GO 5.820% Due 12-01-26	7,275.00
06-15-23	06-15-23	State of Ohio, OH REV 0.300% Due 12-15-23	750.00
06-15-23	06-15-23	State of Ohio, OH REV 0.520% Due 12-15-24	1,300.00
			<hr/> 16,225.00
<b>U.S. TREASURY NOTES</b>			
06-30-23	06-30-23	US Treasury Note 2.500% Due 05-15-24	-3,125.00
06-30-23	06-30-23	US Treasury Note 0.125% Due 06-30-23	653.13
			<hr/> -2,471.87
<b>COMMERCIAL PAPER</b>			
06-28-23	06-28-23	Toyota Motor Credit 0.000% Due 06-28-23	13,232.45
<b>MONEY MARKET FUND</b>			
06-01-23	06-01-23	First American Treasury Obligations Fund	79.67
<b>GROSS INCOME</b>			<hr/> <b>31,450.25</b>

**Disclosures:**

RedTree's internal accounting system is used as the source of the market value of this account. Although obtained from a source believed to be reliable, we cannot guarantee its accuracy. You should review all account statements provided by the custodian and compare with the statements provided by RedTree.

Questions? Call 888.596.2293 or email [info@redtreeinv.com](mailto:info@redtreeinv.com)

**Purchase and Sale**  
**Medina City School District**  
**US Bank Custodian Acct Ending x70982**  
 From 06-01-23 Through 06-30-23

Trade Date	Settle Date	Quantity	Security	Unit Price	Amount
<b>PURCHASES</b>					
06-30-2023	06-30-2023	380,000	Royal Bank of Canada (RBC) 0.000% Due 03-26-24	95.77	363,926.00
06-30-2023	06-30-2023	1,000,000	US Treasury Note 2.500% Due 05-15-24	97.55	975,546.88
					1,339,472.88
<b>SALES</b>					
06-28-2023	06-28-2023	770,000	Toyota Motor Credit 0.000% Due 06-28-23	100.00	770,000.00
06-30-2023	06-30-2023	1,045,000	US Treasury Note 0.125% Due 06-30-23	100.00	1,045,000.00
					1,815,000.00

**Disclosures:**

RedTree's internal accounting system is used as the source of the market value of this account. Although obtained from a source believed to be reliable, we cannot guarantee its accuracy. You should review all account statements provided by the custodian and compare with the statements provided by RedTree.

Questions? Call 888.596.2293 or email [info@redtreeinv.com](mailto:info@redtreeinv.com)



**Realized Gains/Losses**  
**Medina City School District**  
**US Bank Custodian Acct Ending x70982**  
From 06-01-23 Through 06-30-23

Open Date	Close Date	Quantity	Security	Cost Basis	Proceeds	Gain Or Loss	
						Short Term	Long Term
06-30-2021	06-30-2023	1,045,000	US Treasury Note 0.125% Due 06-30-23	1,041,938.47	1,045,000.00		3,061.53
TOTAL GAINS						0.00	3,061.53
TOTAL LOSSES						0.00	0.00
TOTAL REALIZED GAIN/LOSS						0.00	3,061.53

**Disclosures:**

RedTree's internal accounting system is used as the source of the market value of this account. Although obtained from a source believed to be reliable, we cannot guarantee its accuracy. You should review all account statements provided by the custodian and compare with the statements provided by RedTree.

Questions? Call 888.596.2293 or email [info@redtreeinv.com](mailto:info@redtreeinv.com)

ENV# CEBPBBWZBBMLMRT\_BBBBB  
FIFTH THIRD SECURITIES, INC.  
MD 1M0B2A  
5050 KINGSLEY DRIVE  
CINCINNATI, OH 45263



MEDINA CITY SCHOOLS  
DAVID CHAMBERS  
739 WEYMOUTH RD  
MEDINA OH 44256

---

**STATEMENT FOR THE PERIOD JUNE 1, 2023 TO JUNE 30, 2023**

MEDINA CITY SCHOOLS - Corporation  
Account Number: [REDACTED]

---

By the courtesy of:  
Carter & Savage

For questions about your accounts:  
In-State: 614 744 5496  
National: 888 889 1025

---

<b>TOTAL VALUE OF YOUR PORTFOLIO</b>	<b>\$7,906,907.17</b>
--------------------------------------	-----------------------

---

---

**FOR YOUR INFORMATION**

Fifth Third Securities, Inc. Investments offered through Fifth Third Securities, Inc., member  
FINRA/SIPC

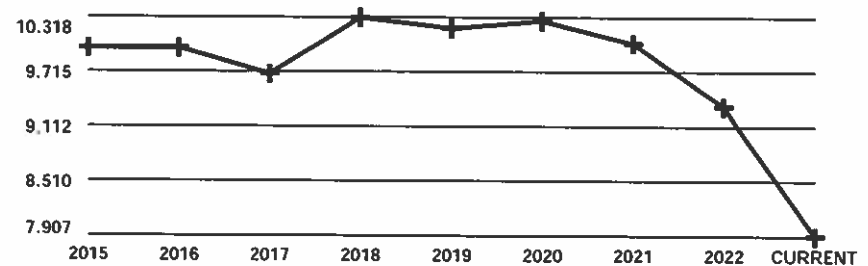
**Fifth Third Securities, Inc.**

MN\_CEBPBBWZBBMLMRT\_BBBBB 20230630

---

**CHANGE IN VALUE OF YOUR PORTFOLIO**

\$ millions



*Change In Value Of Your Portfolio* information can be found in Miscellaneous Footnotes at the end of this statement.

Account carried with National Financial Services LLC, Member  
NYSE, SIPC

Statement for the Period June 1, 2023 to June 30, 2023

MEDINA CITY SCHOOLS - Corporation

Account Number: [REDACTED]



## Account Overview

CHANGE IN ACCOUNT VALUE	Current Period	Year-to-Date
BEGINNING VALUE	\$7,922,890.00	\$9,329,696.10
Additions and Withdrawals	(\$10,171.53)	(\$1,543,493.21)
Misc. & Corporate Actions	\$0.00	\$0.00
Income	\$10,171.53	\$41,999.76
Taxes, Fees and Expenses	\$0.00	\$0.00
Change in Value	(\$15,982.83)	\$78,704.52
ENDING VALUE (AS OF 06/30/23)	\$7,906,907.17	\$7,906,907.17

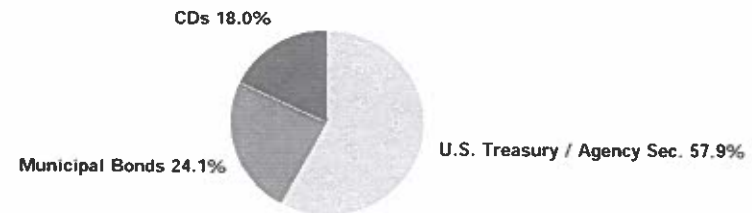
Refer to Miscellaneous Footnotes for more information on Change in Value.

INCOME	Current Period	Year-to-Date
TAXABLE		
Taxable Dividends	\$4.32	\$3,653.64
Taxable Interest	\$10,167.21	\$38,346.12
TOTAL TAXABLE	\$10,171.53	\$41,999.76
TOTAL INCOME	\$10,171.53	\$41,999.76

Taxable income is determined based on information available to NFS at the time the statement was prepared, and is subject to change. Final information on taxation of interest and dividends is available on Form 1099-Div, which is mailed in February of the subsequent year.

REALIZED GAIN (LOSS)	Current Period	Year-to-Date
Short Term Gain	\$0.00	\$0.00
Short Term Loss	\$0.00	\$0.00
Disallowed Short Term Loss	\$0.00	\$0.00
TOTAL SHORT TERM GAIN (LOSS)	\$0.00	\$0.00

## ACCOUNT ALLOCATION



	Percent	Prior Period	Current Period
CDs	18.0 %	\$1,420,136.45	\$1,423,665.57
Municipal Bonds	24.1	\$1,918,893.80	\$1,904,960.60
U.S. Treasury / Agency Sec.	57.9	\$4,583,859.75	\$4,578,281.00
TOTAL	100.0 %	\$7,922,890.00	\$7,906,907.17

Account Allocation shows the percentage that each asset class represents of your total account value. Account Allocation for equities, fixed income, and other categories may include mutual funds and may be net of short positions. NFS has made assumptions concerning how certain mutual funds are allocated. Closed-end mutual funds and Exchange Traded Products (ETPs) listed on an exchange may be included in the equity allocation. The chart may not reflect your actual portfolio allocation. Consult your broker/dealer prior to making investment decisions.

Fifth Third Securities, Inc.

MN\_CEBPBBWZBBMLMRT\_BBBBB 20230630

Account carried with National Financial Services LLC. Member NYSE, SIPC

Statement for the Period June 1, 2023 to June 30, 2023

MEDINA CITY SCHOOLS - Corporation

Account Number: [REDACTED]



## Account Overview *continued*

REALIZED GAIN (LOSS) <i>continued</i>	Current Period	Year-to-Date
Long Term Gain	\$0.00	\$0.00
Long Term Loss	\$0.00	\$8,786.25
Disallowed Long Term Loss	\$0.00	\$0.00
<b>TOTAL LONG TERM GAIN (LOSS)</b>	<b>\$0.00</b>	<b>(\$8,786.25)</b>

*NFS-provided cost basis, realized gain (loss) and holding period information may not reflect all adjustments necessary for your tax reporting purposes. Please refer to Footnotes and Cost Basis Information at the end of this statement for more information.*

### MESSAGES AND ALERTS

Customers wishing to learn more about their investment professional can contact the FINRA BrokerCheck Hotline Number at 1-800-289-9999 or visit the FINRA Regulation website [www.finra.org](http://www.finra.org). Customers can also obtain an investor brochure that includes information describing the FINRA BrokerCheck program by contacting Brokerage Operations 1-888-889-1025.

Order Flow Practices- SEC Rule 607 Disclosure- FTS is a customer of NFS, where NFS provides certain securities clearance services. FTS receives remuneration for directing orders to a particular broker or dealer and routes orders to market centers, national securities exchanges, alternative trading systems, electronic communications networks, and broker-dealers that offer credits for certain types of orders, while assessing fees for other types of orders. Credits offered by a market center may exceed the charges assessed, such that a market center may make a payment to FTS in relation to the orders. Such remuneration, if any, is considered compensation to FTS.

Please note that the FDIC insured deposit at Fifth Third Bank under the Fifth Third BD Program is not covered by SIPC. The FDIC insured deposit is eligible for FDIC insurance subject to FDIC coverage limits at the time funds are deposited at Fifth Third Bank. As referenced in the Fifth Third BD Program disclosure document, clients are responsible for monitoring their total assets at Fifth Third Bank to determine the extent of available FDIC coverage.

Fifth Third Securities reminds you to please promptly report any inaccuracies or discrepancies in your account to Brokerage Operations by calling 1-888-889-1025. Please reconfirm any oral communications in writing to your investment professional to further protect your rights under the Securities Investor Protection Act SIPA.

Fifth Third Securities, Inc.

MN\_CEBPBBWZBBMLMRT\_BBBBB 20230630

Account carried with National Financial Services LLC. Member  
NYSE, SIPC

Statement for the Period June 1, 2023 to June 30, 2023

MEDINA CITY SCHOOLS - Corporation

Account Number: [REDACTED]



## Holdings

NFS-provided cost basis, realized gain (loss) and holding period information may not reflect all adjustments necessary for tax purposes. Please refer to Footnotes and Cost Basis Information at the end of this statement for more information.

For additional information regarding your holdings, please refer to the footnotes at the end of the statement.

**Client Investment** - Reflects the amount from share purchases, transfers and conversions that have customer or third party provided cost basis. The amount does not reflect all account activity, including, but not limited to shares acquired via certain corporate actions, gifted/inherited, date of death step-up, or dividend reinvestments. The amount may fluctuate over time based on activity within the account due to buying, transferring or converting additional shares or selling all or part of a security. Transfers or conversions that do not have cost basis will not be reflected in the Client Investment amount. The reflected Client Investment amount does not represent your cost basis reported on IRS Form 1099-B, as it is a separate calculation.

### FIXED INCOME - 100.00% of Total Account Value

For an explanation of fixed income pricing, please see the last page. Redemption schedule(s), bond rating(s), and other information are provided where available. If information does not appear regarding a particular investment, it is not available.

**Copyright 2022, S&P Global Market Intelligence.** Reproduction of any information, data or material, including ratings ("Content") in any form is prohibited except with the prior written permission of the relevant party. Such party, its affiliates and suppliers ("Content Providers") do not guarantee the accuracy, adequacy, completeness, timeliness or availability of any Content and are not responsible for any errors or omissions (negligent or otherwise), regardless of the cause, or for the results obtained from the use of such Content. In no event shall Content Providers be liable for any damages, costs, expenses, legal fees, or losses (including lost income or lost profit and opportunity costs) in connection with any use of the Content. A reference to a particular investment or security, a rating or any observation concerning an investment that is part of the Content is not a recommendation to buy, sell or hold such investment or security, does not address the suitability of an investment or security and should not be relied on as investment advice. Credit ratings are statements of opinions and are not statements of fact.

**Moody's® Copyright 2022, Moody's Investors Service, Inc.** ("Moody's"). Moody's ratings ("Ratings") are proprietary to Moody's or its affiliates and are protected by copyright and other intellectual property laws. Ratings are licensed to Licensee by Moody's. RATINGS MAY NOT BE COPIED OR OTHERWISE REPRODUCED, REPACKAGED, FURTHER TRANSMITTED, TRANSFERRED, DISSEMINATED, REDISTRIBUTED OR RESOLD, OR STORED FOR SUBSEQUENT USE FOR ANY SUCH PURPOSE, IN WHOLE OR IN PART, IN ANY FORM OR MANNER OR BY ANY MEANS WHATSOEVER, BY ANY PERSON WITHOUT MOODY'S PRIOR WRITTEN CONSENT. Moody's® is a registered trademark.

Description	Symbol/Cusip Account Type	Quantity	Estimated Price on 06/30/23	Estimated Current Market Value	Estimated Annual Income	Original/Adjusted Cost Basis	Unrealized Gain (Loss)
-------------	------------------------------	----------	-----------------------------------	--------------------------------------	----------------------------	---------------------------------	---------------------------

### CDs

Certificates of Deposit (CDs), including Market Indexed CDs and Market Linked CDs (collectively, MCDs) are generally shown at estimated market prices based upon a matrix or model pricing method that may not represent the actual price if sold prior to maturity. However, CDs and MCDs may be shown at face value for up to seven calendar days from date of issue if estimated market prices have not been received from a third party pricing vendor. The actual value of CDs and MCDs may be different from their purchase price. CDs and MCDs are subject to interest rate risk. The estimated market price reflected for MCDs may not be based on the actual closing value of the linked market index on the final maturity date and the market value of MCDs may not correspond directly to increases or decreases in the underlying linked market index. You may sell CDs or MCDs in the secondary market subject to market conditions. The secondary market for CDs and MCDs is generally illiquid. If sold prior to maturity, the value of MCDs may be less than the purchase amount or face value. The sale or redemption of any fixed income security prior to maturity may result in a substantial gain or loss, and an early withdrawal penalty may apply. Certain MCDs may only be redeemed on pre-specified liquidation dates and may have call features that allow the issuer to call the MCD prior to maturity. Certain Step Rate CDs are also subject to reinvestment risk if call provisions are exercised by the issuer and if a CD with a comparable rate is not available.

See sales materials or contact your broker/dealer for additional information.

FLAGSTAR BK NATL ASSN HICKSVI CD	649447UH0	249,000	\$0.97776	\$243,462.24	\$747.00	\$249,000.00	
----------------------------------	-----------	---------	-----------	--------------	----------	--------------	--

Fifth Third Securities, Inc.

MN\_CEBPBWZBBMLMRT\_BBBBB 20230630

Account carried with National Financial Services LLC, Member  
NYSE, SIPC

Statement for the Period June 1, 2023 to June 30, 2023

MEDINA CITY SCHOOLS - Corporation

Account Number: [REDACTED]



**Fifth Third  
Securities**

FIXED INCOME *continued*

Description	Symbol/Cusip Account Type	Quantity	Estimated Price on 06/30/23	Estimated Current Market Value	Estimated Annual Income	Original/Adjusted Cost Basis	Unrealized Gain (Loss)
<b>FLAGSTAR BK NATL ASSN HICKSVI CD</b> 0.30000% 12/11/2023 FDIC INSURED CPN PMT SEMI-ANNUAL ON JUN 11, DEC 11 Next Interest Payable: 12/11/23 Estimated Yield 0.30% Accrued Interest \$40.93 Average Unit Cost \$1.00 Client Investment \$249,000.00 Adjusted Cost Basis	649447UH0 CASH	<i>continued</i>				\$249,000.00 D	(\$5,537.76)
<b>MORGAN STANLEY BK N A CD 0.35000%</b> 01/08/2024 FDIC INSURED CPN PMT QUARTERLY ON OCT 08, JAN 08, APR 08, JUL 08 Next Interest Payable: 07/08/23 STEP COUPON RESET FREQUENCY TERM MODE NEXT RESET 07/08/2023 @ 0.50000 Estimated Yield 0.35% Accrued Interest \$198.18 Average Unit Cost \$1.00 Client Investment \$249,000.00 Adjusted Cost Basis	61765QQ28 CASH	249,000	\$0.97537	\$242,867.13	\$871.50	\$249,000.00 D	(\$6,132.87)
<b>CFBANK FAIRLAWN OH CD 2.80000%</b> 03/15/2024 FDIC INSURED CPN PMT MONTHLY Next Interest Payable: 07/15/23 Estimated Yield 2.85% Accrued Interest \$288.44 Average Unit Cost \$1.00 Client Investment \$235,000.00 Adjusted Cost Basis	15721UCY3 CASH	235,000	\$0.98236	\$230,854.60	\$6,580.00	\$235,000.00 D	(\$4,145.40)
<b>FIRST ST BK BUXTON ND CD 2.40000%</b> 05/30/2024 FDIC INSURED CPN PMT MONTHLY Next Interest Payable: 07/30/23 Estimated Yield 2.46%	31860PAL2 CASH	245,000	\$0.9728	\$238,336.00	\$5,880.00	\$245,000.00	

Fifth Third Securities, Inc.

MN\_CEBPBBWZBBMLMRT\_BBBBB 20230630

Account carried with National Financial Services LLC, Member  
NYSE, SIPC

Statement for the Period June 1, 2023 to June 30, 2023

MEDINA CITY SCHOOLS - Corporation

Account Number: [REDACTED]



**Fifth Third  
Securities**

FIXED INCOME *continued*

Description	Symbol/Cusip Account Type	Quantity	Estimated Price on 06/30/23	Estimated Current Market Value	Estimated Annual Income	Original/Adjusted Cost Basis	Unrealized Gain (Loss)
<b>FIRST ST BK BUXTON ND CD 2.40000%</b>	31860PAL2	<i>continued</i>					
Accrued Interest		\$16.11					
Average Unit Cost		\$1.00					
Client Investment		\$245,000.00					
Adjusted Cost Basis						\$245,000.00	D (\$6,664.00)
<b>STATE BK REESEVILLE WIS CD 2.25000%</b>	856487AX1	240,000	\$0.96881	\$232,514.40	\$5,400.00	\$240,000.00	
06/28/2024 FDIC INSURED	CASH						
CPN PMT MONTHLY							
Next Interest Payable: 07/28/23							
Estimated Yield 2.32%							
Accrued Interest		\$44.38					
Average Unit Cost		\$1.00					
Client Investment		\$240,000.00					
Adjusted Cost Basis						\$240,000.00	D (\$7,485.60)
<b>RAYMOND JAMES BK NATL ASSN CD 2.00000%</b>	75472RAE1	245,000	\$0.96176	\$235,631.20	\$4,900.00	\$245,000.00	
08/23/2024 FDIC INSURED	CASH						
CPN PMT SEMI-ANNUAL							
ON FEB 23, AUG 23							
Next Interest Payable: 08/23/23							
Estimated Yield 2.08%							
Accrued Interest		\$1718.36					
Average Unit Cost		\$1.00					
Client Investment		\$245,000.00					
Adjusted Cost Basis						\$245,000.00	D (\$9,368.80)
<b>Total CDs</b>		<b>1,463,000</b>		<b>\$1,423,665.57</b>	<b>\$24,378.50</b>	<b>\$1,463,000.00</b>	<b>(\$39,334.43)</b>
<b>Municipal Bonds</b>							
<b>COLUMBUS OHIO ST CMNTY COLLEGE 00.56700%</b>	19954VAJ6	460,000	\$93.256	\$428,977.60	\$2,608.20	\$453,645.40	
12/01/2024 TAXABLE FACS CONSTR IMPT GO	CASH						
UNLTD TAX BDS SER. 2020 B							
UNLIMITED GEN OBLIG							
MOODY'S Aa1 /S&P AA							
CPN PMT SEMI-ANNUAL							
ON JUN 01, DEC 01							
Next Interest Payable: 12/01/23							
Accrued Interest		\$217.35					
Average Unit Cost		\$98.62					

Fifth Third Securities, Inc.

Account carried with National Financial Services L.L.C. Member  
NYSE, SIPC

MN\_CEBPBBWZBBMLMRT\_BBBBB 20230630

Statement for the Period June 1, 2023 to June 30, 2023

MEDINA CITY SCHOOLS - Corporation

Account Number: [REDACTED]



**Fifth Third  
Securities**

FIXED INCOME *continued*

Description	Symbol/Cusip Account Type	Quantity	Estimated Price on 06/30/23	Estimated Current Market Value	Estimated Annual Income	Original/Adjusted Cost Basis	Unrealized Gain (Loss)
<b>COLUMBUS OHIO ST CMNTY COLLEGE 00.56700%</b>	19954VAJ6	<i>continued</i>					
Client Investment							
Adjusted Cost Basis							
Unrealized Market Discount Income	\$1,151.65 Q					\$453,645.40 D	(\$24,667.80)
<b>CENTERVILLE OHIO CITY SCH DIST 00.81900%</b>	152239JX8	250,000	\$90.386	\$225,965.00	\$2,047.50	\$250,772.50	
12/01/2025 TAXABLE UNLTD TAX GO IMPT REF	CASH						
BDS SER. 2020							
UNLIMITED GEN OBLIG							
MOODY'S Aa1							
CPN PMT SEMI-ANNUAL							
ON DEC 01, JUN 01							
Next Interest Payable: 12/01/23							
Accrued Interest	\$170.63						
Average Unit Cost	\$100.16						
Client Investment	\$250,772.50						
Adjusted Cost Basis							
YTD Amortized Premium	\$84.28 E					\$250,412.07 D	(\$24,447.07)
<b>FRANKLIN CNTY OHIO TAXABLE GO LTD TAX</b>	3531727W3	1,400,000	\$89.287	\$1,250,018.00	\$11,900.00	\$1,400,000.00	
00.85000% 06/01/2026 VAR PURP REF BDS	CASH						
SER. 2021 B							
LIMITED GEN OBLIG							
MOODY'S Aaa /S&P AAA							
CPN PMT SEMI-ANNUAL							
ON DEC 01, JUN 01							
Next Interest Payable: 12/01/23							
Accrued Interest	\$991.67						
Average Unit Cost	\$100.00						
Client Investment	\$1,400,000.00						
Adjusted Cost Basis						\$1,400,000.00 D	(\$149,982.00)
<b>Total Municipal Bonds</b>		<b>2,110,000</b>		<b>\$1,904,960.60</b>	<b>\$16,555.70</b>	<b>\$2,104,057.47</b>	<b>(\$199,096.87)</b>
<b>U.S. Treasury / Agency Securities</b>							
<b>FEDERAL NATL MTG ASSN NOTE 0.42000%</b>	3135G06E8	275,000	\$83.376	\$256,784.00	\$1,155.00	\$274,835.00	
11/18/2024	CASH						
MOODY'S Aaa /S&P AA+							
CPN PMT SEMI-ANNUAL							
ON MAY 18, NOV 18							

Fifth Third Securities, Inc.

MN \_CEBPBBWZBBMLMRT\_BBBBB 20230630

Account carried with National Financial Services LLC. Member  
NYSE, SIPC

Statement for the Period June 1, 2023 to June 30, 2023

MEDINA CITY SCHOOLS - Corporation

Account Number: [REDACTED]



**Fifth Third  
Securities**

FIXED INCOME *continued*

Description	Symbol/Cusip Account Type	Quantity	Estimated Price on 06/30/23	Estimated Current Market Value	Estimated Annual Income	Original/Adjusted Cost Basis	Unrealized Gain (Loss)
<b>FEDERAL NATL MTG ASSN NOTE 0.42000%</b>	3135G06E8	<i>continued</i>					
Next Interest Payable: 11/18/23							
CALLABLE ON 08/18/2023 @ 100.0000							
Accrued Interest \$137.96							
Average Unit Cost \$99.94							
Client Investment \$274,835.00							
Adjusted Cost Basis						\$274,835.00 D	(\$18,051.00)
<b>FEDERAL HOME LOAN BA SER HR-9025</b>	3130AQRN5	1,000,000	\$94.981	\$949,810.00	\$11,500.00	\$994,230.00	
1.15000% 02/18/2025	CASH						
MOODY'S Aaa /S&P AA+							
CPN PMT SEMI-ANNUAL							
ON AUG 18, FEB 18							
Next Interest Payable: 08/18/23							
CALLABLE ON 08/18/2023 @ 100.0000							
STEP COUPON							
RESET FREQUENCY TERM MODE							
NEXT RESET 08/18/2023 @ 2.15000							
Accrued Interest \$4216.67							
Average Unit Cost \$99.42							
Client Investment \$994,230.00							
Adjusted Cost Basis						\$994,230.00 D	(\$44,420.00)
<b>FEDERAL FARM CR BKS BOND 0.53000%</b>	3133EMFC1	1,000,000	\$91.318	\$913,180.00	\$5,300.00	\$998,500.00	
07/29/2025	CASH						
MOODY'S Aaa /S&P AA+							
CPN PMT SEMI-ANNUAL							
ON JAN 29, JUL 29							
Next Interest Payable: 07/29/23							
CONTINUOUSLY CALLABLE FROM 10/29/2021							
CALLABLE ON 07/06/2023 @ 100.0000							
Accrued Interest \$2237.78							
Average Unit Cost \$99.85							
Client Investment \$998,500.00							
Adjusted Cost Basis						\$998,500.00 D	(\$85,320.00)
<b>FEDERAL FARM CR BKS BOND 0.61000%</b>	3133EL4W1	1,000,000	\$91.223	\$912,230.00	\$6,100.00	\$1,000,000.00	
08/25/2025	CASH						
MOODY'S Aaa /S&P AA+							
CPN PMT SEMI-ANNUAL							

**Fifth Third Securities, Inc.**

MN\_CEBPBBWZBBMLMRT\_BBBBB 20230630

Account carried with National Financial Services LLC. Member  
NYSE, SIPC

Statement for the Period June 1, 2023 to June 30, 2023

MEDINA CITY SCHOOLS - Corporation

Account Number: [REDACTED]



**Fifth Third**  
Securities

FIXED INCOME *continued*

Description	Symbol/Cusip Account Type	Quantity	Estimated Price on 06/30/23	Estimated Current Market Value	Estimated Annual Income	Original/Adjusted Cost Basis	Unrealized Gain (Loss)
<b>FEDERAL FARM CR BKS BOND 0.61000%</b>	3133EL4W1	<i>continued</i>					
ON FEB 25, AUG 25							
Next Interest Payable: 08/25/23							
CONTINUOUSLY CALLABLE FROM 02/25/2021							
CALLABLE ON 07/06/2023 @ 100.0000							
Accrued Interest \$2135.00							
Average Unit Cost \$100.00							
Client Investment \$1,000,000.00							
Adjusted Cost Basis						\$1,000,000.00 D	(\$87,770.00)
<b>FEDERAL HOME LOAN BA SER L7-2026</b>	3130ALVT8	1,000,000	\$91.55	\$915,500.00	\$15,000.00	\$1,000,000.00	
1.50000% 04/14/2026	CASH						
MOODY'S Aaa /S&P AA+							
CPN PMT SEMI-ANNUAL							
ON OCT 14, APR 14							
Next Interest Payable: 10/14/23							
STEP COUPON							
RESET FREQUENCY TERM MODE							
Accrued Interest \$3166.67							
Average Unit Cost \$100.00							
Client Investment \$1,000,000.00							
Adjusted Cost Basis						\$1,000,000.00 D	(\$84,500.00)
<b>FEDERAL HOME LOAN BA SER TX-9026</b>	3130ANZM5	700,000	\$90.111	\$630,777.00	\$5,250.00	\$698,999.00	
0.75000% 09/30/2026	CASH						
MOODY'S Aaa /S&P AA+							
CPN PMT SEMI-ANNUAL							
ON MAR 30, SEP 30							
Next Interest Payable: 09/30/23							
CALLABLE ON 09/30/2023 @ 100.0000							
STEP COUPON							
RESET FREQUENCY TERM MODE							
NEXT RESET 09/30/2023 @ 0.85000							
Accrued Interest \$1312.50							
Average Unit Cost \$99.86							

Fifth Third Securities, Inc.

MN\_CEBPBBWZBBMLMRT\_BBBBB 20230630

Account carried with National Financial Services LLC. Member  
NYSE, SIPC

Statement for the Period June 1, 2023 to June 30, 2023

MEDINA CITY SCHOOLS - Corporation  
Account Number: [REDACTED]



FIXED INCOME *continued*

Description	Symbol/Cusip Account Type	Quantity	Estimated Price on 06/30/23	Estimated Current Market Value	Estimated Annual Income	Original/Adjusted Cost Basis	Unrealized Gain (Loss)
<b>FEDERAL HOME LOAN BA SER TX-9026</b>	3130ANZM5	<i>continued</i>					
Client Investment	\$698,999.00						
Adjusted Cost Basis						\$698,999.00 D	(\$68,222.00)
<b>Total U.S. Treasury / Agency Securities</b>		<b>4,975,000</b>		<b>\$4,578,281.00</b>	<b>\$44,305.00</b>	<b>\$4,966,564.00</b>	<b>(\$388,283.00)</b>
<b>Total Fixed Income</b>		<b>8,548,000</b>		<b>\$7,906,907.17</b>	<b>\$85,239.20</b>	<b>\$8,533,621.47</b>	<b>(\$626,714.30)</b>
<b>Total Fixed Income Client Investment</b>	<b>\$8,533,981.90</b>						
<b>Total Securities</b>				<b>\$7,906,907.17</b>	<b>\$85,239.20</b>	<b>\$8,533,621.47</b>	<b>(\$626,714.30)</b>
<b>TOTAL PORTFOLIO VALUE</b>				<b>\$7,906,907.17</b>	<b>\$85,239.20</b>	<b>\$8,533,621.47</b>	<b>(\$626,714.30)</b>
<b>TOTAL CLIENT INVESTMENT</b>	<b>\$8,533,981.90</b>						

## Activity

NFS-provided cost basis, realized gain (loss) and holding period information may not reflect all adjustments necessary for tax purposes. Please refer to Footnotes and Cost Basis Information at the end of this statement for more information.

### CORE FUND ACTIVITY

For more information about the operation of your core account, please refer to your Customer Agreement.

Settlement Date	Account Type	Transaction	Description	Quantity	Amount
06/01/23	CASH	YOU BOUGHT	FEDERATED HERMES GOVT OBLIGATIONS IS @ 1	8,282.17	(\$8,282.17)
06/12/23	CASH	YOU BOUGHT	FEDERATED HERMES GOVT OBLIGATIONS IS @ 1	372.48	(\$372.48)
06/15/23	CASH	YOU BOUGHT	FEDERATED HERMES GOVT OBLIGATIONS IS @ 1	558.85	(\$558.85)

Fifth Third Securities, Inc.

MN\_CEBPBBWZBBMLMRT\_BBBBB 20230630

Account carried with National Financial Services LLC, Member  
NYSE, SIPC

Statement for the Period June 1, 2023 to June 30, 2023

MEDINA CITY SCHOOLS - Corporation

Account Number: [REDACTED]



**Fifth Third  
Securities**

CORE FUND ACTIVITY *continued*

Settlement Date	Account Type	Transaction	Description	Quantity	Amount
06/28/23	CASH	YOU BOUGHT	FEDERATED HERMES GOVT OBLIGATIONS IS @ 1	458.63	(\$458.63)
06/30/23	CASH	YOU SOLD	FEDERATED HERMES GOVT OBLIGATIONS IS @ 1	(9,672.13)	\$9,672.13
<b>TOTAL CORE FUND ACTIVITY</b>					<b>\$0.00</b>

ACTIVITY > ADDITIONS AND WITHDRAWALS > OTHER ADDITIONS AND WITHDRAWALS

Date	Account Type	Transaction	Description	Quantity	Amount
<b>Other Additions and Withdrawals</b>					
06/30/23	CASH	WIRE TRANS TO BANK	WD69842028 THE HUNTINGTON NATIONAL BANK [REDACTED]		(\$10,171.53)
<b>Total Other Additions and Withdrawals</b>					<b>(\$10,171.53)</b>
<b>TOTAL ADDITIONS AND WITHDRAWALS</b>					<b>(\$10,171.53)</b>

ACTIVITY > INCOME > TAXABLE INCOME

Settlement Date	Account Type	Transaction	Description	Quantity	Amount
<b>Taxable Dividends</b>					
05/31/23	CASH	DIVIDEND RECEIVED	FEDERATED HERMES GOVT OBLIGATIONS IS DIVIDEND RECEIVED		\$4.32
<b>Total Taxable Dividends</b>					<b>\$4.32</b>

Taxable Interest

Fifth Third Securities, Inc.

MN\_CEBPBBWZBBMLMRT\_BBBBB 20230630

Account carried with National Financial Services LLC, Member  
NYSE, SIPC

Statement for the Period June 1, 2023 to June 30, 2023

MEDINA CITY SCHOOLS - Corporation  
Account Number: [REDACTED]



ACTIVITY > INCOME > TAXABLE INCOME *continued*

Settlement Date	Account Type	Transaction	Description	Quantity	Amount
06/01/23	CASH	MUNI TAXABLE INT	CENTERVILLE OHIO CITY SCH DIST 00.81900% 12/01/2025 TAXABLE UNLTD TAX GO IMPT REF BDS SER. 2020		\$1,023.75
06/01/23	CASH	MUNI TAXABLE INT	COLUMBUS OHIO ST CMNTY COLLEGE 00.56700% 12/01/2024 TAXABLE FACS CONSTR IMPT GO UNLTD TAX BDS SER. 2020 B		\$1,304.10
06/01/23	CASH	MUNI TAXABLE INT	FRANKLIN CNTY OHIO TAXABLE GO LTD TAX 00.85000% 06/01/2026 VAR PURP REF BDS SER. 2021 B		\$5,950.00
06/11/23	CASH	INTEREST	FLAGSTAR BK NATL ASSN HICKSVI CD 0.30000% 12/11/2023		\$372.48
06/15/23	CASH	INTEREST	CFBANK FAIRLAWN OH CD 2.80000% 03/15/2024		\$558.85
06/28/23	CASH	INTEREST	STATE BK REESEVILLE WIS CD 2.25000% 06/28/2024		\$458.63
06/30/23	CASH	INTEREST	FIRST ST BK BUXTON ND CD 2.40000% 05/30/2024		\$499.40
<b>Total Taxable Interest</b>					<b>\$10,167.21</b>
<b>Total Taxable Income</b>					<b>\$10,171.53</b>
<b>TOTAL INCOME</b>					<b>\$10,171.53</b>

Fifth Third Securities, Inc.

MN\_CEBPBBWZBBMLMRT\_BBBBB 20230630

Account carried with National Financial Services LLC, Member  
NYSE, SIPC

## Brokerage

### Account Statement

June 1, 2023 - June 30, 2023  
Account Number: [REDACTED]MEDINA CITY SCHOOLS  
739 WEYMOUTH RD  
MEDINA OH 44256-2037

#### Portfolio at a Glance

	This Period
<b>BEGINNING ACCOUNT VALUE</b>	<b>\$13,751,438.70</b>
Deposits (Cash & Securities)	739,000.00
Withdrawals (Cash & Securities)	-528,600.29
Dividends, Interest and Other Income	22,301.95
<b>Net Change in Portfolio<sup>1</sup></b>	<b>6,242.27</b>
<b>ENDING ACCOUNT VALUE</b>	<b>\$13,990,382.63</b>
Estimated Annual Income	\$360,372.00

<sup>1</sup> Net Change in Portfolio is the difference between the ending account value and beginning account value after activity.

#### Asset Summary

Percent	Asset Type	Last Period	This Period
1%	Cash, Money Funds, and Bank Deposits	10,318.68	20.34
99%	Fixed Income	13,741,120.02	13,990,362.29
100%	<b>Account Total</b>	<b>\$13,751,438.70</b>	<b>\$13,990,382.63</b>

Please review your allocation periodically with your Account Executive.

#### Client Service Information

Your Account Executive: ATT  
ANDREW CARDINALI**Contact Information****E-Mail:** customerservice@mbssecurities.com**Client Service Information****Service Hours:** Weekdays 09:00 a.m. - 05:00 p.m. (EST)**Client Service Telephone Number:** (800) 967-9045**Web Site:** WWW.MBSSECURITIES.COM

## Your Account Information

### INVESTMENT OBJECTIVE

Investment Objective: NONE SPECIFIED

Please discuss your investment objective with your Account Executive.

### TAX LOT DEFAULT DISPOSITION METHOD

Default Method for Mutual Funds: First In First Out

Default Method for Stocks in a Dividend Reinvestment Plan: First In First Out

Default Method for all Other Securities: First In First Out

### BOND AMORTIZATION ELECTIONS

Amortize premium on taxable bonds based on Constant Yield Method: Yes

Accrual market discount method for all other bond types: Constant Yield Method

Include market discount in income annually: No

### ELECTRONIC DELIVERY

You have **not** enrolled any documents for electronic delivery. The following documents are available for electronic delivery:

Statements and Reports	Notifications	Tax Documents
Trade Confirmations	Prospectus	Proxy/Shareholder Communications

Please log in to your account or contact your Account Executive to make any changes to your electronic delivery preferences .

## Income and Expense Summary

	Current Period		Year-to-Date	
	Taxable	Non Taxable	Taxable	Non Taxable
<b>Interest Income</b>				
Bond Interest	22,301.95	0.00	119,964.51	0.00
<b>Total Income</b>	<b>\$22,301.95</b>	<b>\$0.00</b>	<b>\$119,964.51</b>	<b>\$0.00</b>

## Accrued Interest Summary

	Current Period		Year-to-Date	
	Taxable	Non Taxable	Taxable	Non Taxable
<b>Accrued Interest Received</b>				
Certificates of Deposit	0.00	0.00	2,920.82	0.00
<b>Total Accrued Interest Received</b>	<b>\$0.00</b>	<b>\$0.00</b>	<b>\$2,920.82</b>	<b>\$0.00</b>

## Portfolio Holdings

Description	Quantity	Opening Balance	Closing Balance	Accrued Income	30-Day Yield
<b>CASH, MONEY FUNDS AND BANK DEPOSITS 1.00% of Portfolio</b>					
<b>Cash Balance</b>		10,318.68	20.34		



June 1, 2023 - June 30, 2023  
**MEDINA CITY SCHOOLS**

**Portfolio Holdings (continued)**

Description	Quantity	Opening Balance	Closing Balance	Accrued Income	30-Day Yield
CASH, MONEY FUNDS AND BANK DEPOSITS (continued)					
TOTAL CASH, MONEY FUNDS AND BANK DEPOSITS		\$10,318.68	\$20.34	\$0.00	

Description	Quantity	Market Price	Market Value	Accrued Interest	Estimated Annual Income	Estimated Yield
FIXED INCOME 99.00% of Portfolio (In Maturity Date Sequence)						
Certificates of Deposit						
1INDUSTRIAL & COML BK CHINA USA NATL ASSN N Y 0.250% 07/21/23 B/E DTD 07/22/21 ACT/365 Security Identifier: 45581ECL3	246,000.0000	99.7110	245,289.06	267.90	615.00	0.25%
GOLDMAN SACHS BK USA NEW YORK CTF DEP 0.250% 08/07/23 DTD 05/05/21 ACT/365 CALLABLE 07/05/23 Security Identifier: 38149MWB5	246,000.0000	99.4910	244,747.86	42.12	615.00	0.25%
LIVE OAK BKG CO WILMINGTON N C CTF DEP 1.600% 09/06/23 DTD 03/06/20 ACT/365 Security Identifier: 538036KB9	147,000.0000	99.3300	146,015.10	186.87	2,352.00	1.61%
SYNCHRONY BK RETAIL CTF DEP FIDELITY INSTL CTF DEP 0.350% 09/11/23 DTD 09/10/21 ACT/365 Security Identifier: 87165FZV9	248,000.0000	99.0170	245,562.16	266.35	868.00	0.35%
BANK HAPOALIM B M NEW YORK BRH CTF DEP 0.300% 09/14/23 B/E DTD 09/14/20 ACT/365 1ST CPN DTE 03/14/21 Security Identifier: 06251A2E9	246,000.0000	98.9580	243,436.68	218.37	738.00	0.30%
JPMORGAN CHASE BK NA COLUMBUS OHIO CTF DEP 1.400% 09/29/23 B/E DTD 03/31/22 ACT/365 Security Identifier: 48128WMR3	248,000.0000	99.0230	245,577.04	865.62	3,472.00	1.41%
MORGAN STANLEY BK N A MKT LKD INSTL CTF DEP PROGRAM 1.400% 09/29/23 B/E DTD 03/31/22 ACT/365 Security Identifier: 61773TDC4	248,000.0000	99.0220	245,574.56	884.65	3,472.00	1.41%
BANKWEST INC PIERRE S D CTF DEP 1.250% 10/24/23 B/E DTD 04/24/20 ACT/365 1ST CPN DTE 05/15/20 Security Identifier: 06652CHH7	248,000.0000	98.7310	244,852.88	127.40	3,100.00	1.26%
NEW YORK CMNTY BK WESTBURY NEW YORK CTF DEP 0.300% 11/09/23 B/E DTD 11/09/20 ACT/365 Security Identifier: 649447UE7	248,000.0000	98.2010	243,538.48	105.99	744.00	0.30%

## Portfolio Holdings (continued)

Description	Quantity	Market Price	Market Value	Accrued Interest	Estimated Annual Income	Estimated Yield
<b>FIXED INCOME (continued)</b>						
<b>Certificates of Deposit (continued)</b>						
FIELDPOINT PRIVATE BK & TR GREENWICH CONN CTF DEP 5.400% 11/20/23 DTD 06/20/23 ACT/365 Security Identifier: 31657FAHO	243,000.0000	100.0360	243,087.48	359.51	13,122.00	5.39%
UBS BK USA SALT LAKE CITY UT CTF DEP 2.550% 12/18/23 DTD 06/16/22 ACT/365 1ST CPN DTE 07/16/22 Security Identifier: 90348J3VO	248,000.0000	98.7350	244,862.80	242.56	6,324.00	2.58%
BMW BK NORTH AMER SALT LAKE CITY UTAH CTF DEP 0.350% 01/16/24 DTD 07/16/21 ACT/365 Security Identifier: 05580AA95	246,000.0000	97.3720	239,535.12	389.22	861.00	0.35%
DELTA NATL BK & TR CO NEW YORK NY CTF DEP 1.200% 03/04/24 B/E DTD 03/31/20 ACT/365 Security Identifier: 24773RBN4	141,000.0000	97.2360	137,102.76	421.84	1,692.00	1.23%
THIRD FED SVGS & LN ASSN OF CLEVELAND CTF DEP 0.400% 03/15/24 B/E DTD 09/15/21 ACT/365 Security Identifier: 88413QDC9	245,000.0000	96.5810	236,623.45	287.29	980.00	0.41%
MVB BK INC FAIRMONT WEST VA CTF DEP 5.300% 03/22/24 B/E DTD 03/24/23 ACT/365 1ST CPN DTE 04/24/23 Security Identifier: 62847NDL7	248,000.0000	99.9660	247,915.68	216.07	13,144.00	5.30%
PREFERRED BK LOS ANGELES CALIF CTF DEP 1.100% 03/27/24 DTD 03/27/20 ACT/365 Security Identifier: 740367KG1	227,000.0000	96.9160	219,999.32	20.52	2,497.00	1.13%
NICOLET NATL BK GREENBAY WIS CTF DEP 4.000% 03/28/24 B/E DTD 09/28/22 ACT/365 1ST CPN DTE 10/28/22 Security Identifier: 654062KZ0	248,000.0000	99.0160	245,559.68	54.36	9,920.00	4.03%
SECURITY ST BK FARWELL TEX CTF DEP 0.400% 03/28/24 DTD 03/31/21 ACT/365 CALLABLE 06/30/23 Security Identifier: 81500JBG7	248,000.0000	96.3900	239,047.20	0.00	992.00	0.41%
PRIME ALLIANCE BK WOODS CROSS UTAH CTF DEP 5.200% 04/15/24 DTD 06/13/23 ACT/365 Security Identifier: 74160NKA7	248,000.0000	99.8630	247,660.24	600.64	12,896.00	5.20%
PACIFIC WESTN BK BEVERLY HILLS CALIF CTF DEP 1.300% 04/16/24 B/E DTD 04/16/20 ACT/365 Security Identifier: 69506YRH4	248,000.0000	96.8460	240,178.08	662.47	3,224.00	1.34%
DISCOVER BK GREENWOOD DEL CTF DEP 2.500% 04/29/24 DTD 04/27/22 ACT/365 Security Identifier: 254673B62	248,000.0000	97.6590	242,194.32	1,087.12	6,200.00	2.55%
CENTERSTATE BK FLA NA WINTERHAVEN FL CTF DEP 1.050% 04/30/24 B/E DTD 04/30/20 ACT/365 Security Identifier: 15201QDH7	248,000.0000	96.4790	239,267.92	435.19	2,604.00	1.08%



**MBS MULTI-BANK SECURITIES, INC.**

1000 Town Center, Suite 2300  
Southfield, MI 48075  
(800) 967-9045

Member of FINRA & SIPC; MSRB Registered.

June 1, 2023 - June 30, 2023  
MEDINA CITY SCHOOLS

**Portfolio Holdings (continued)**

Description	Quantity	Market Price	Market Value	Accrued Interest	Estimated Annual Income	Estimated Yield
<b>FIXED INCOME (continued)</b>						
<b>Certificates of Deposit (continued)</b>						
BMO HARRIS BK NATL ASSN CHICAGO ILL CTF DEP 2.800% 06/10/24 DTD 06/10/22 ACT/365 Security Identifier: 05600XFU9	248,000.0000	97.5650	241,961.20	380.49	6,944.00	2.86%
LINCOLN SVGS BK REINBECK IOWA CTF DEP CT/365 0.600% 06/24/24 DTD 06/24/20 ACT/365 Security Identifier: 534732AV4	248,000.0000	95.3440	236,453.12	24.46	1,488.00	0.62%
FIRST KEYSTONE CMNTY BK BERWICK PA CTF DEP 0.600% 06/28/24 DTD 06/30/20 ACT/365 Security Identifier: 32065RAK1	248,000.0000	95.2730	236,277.04	0.00	1,488.00	0.62%
FLAGSTAR BK FSB TROY MICH CTF DEP 0.500% 07/17/24 B/E DTD 07/17/20 ACT/365 1ST CPN DTE 01/17/21 Security Identifier: 33847E3V7	248,000.0000	94.9980	235,595.04	557.15	1,240.00	0.52%
TOYOTA FINL SVGS BK HEND NV CTF DEP 0.600% 08/12/24 DTD 08/12/21 ACT/365 1ST CPN DTE 02/12/22 Security Identifier: 89235MLG4	248,000.0000	94.7740	235,039.52	562.59	1,488.00	0.63%
PACIFIC PREMIER BK IRVINE CALIF CTF DEP 3.450% 09/09/24 B/E DTD 09/09/22 ACT/365 1ST CPN DTE 03/09/23 Security Identifier: 69478QGQ7	248,000.0000	97.6830	242,253.84	2,648.84	8,556.00	3.53%
CHARLES SCHWAB BK SSB WESTLAKE TEX CTF DEP 5.200% 09/16/24 B/E DTD 03/10/23 ACT/365 Security Identifier: 15987UAT5	243,000.0000	99.6790	242,219.97	3,877.35	12,636.00	5.21%
WELLS FARGO BK N A SIOUX FALLS S D CTF DEP 4.500% 10/21/24 DTD 10/21/22 ACT/365 Security Identifier: 9497632V7	248,000.0000	98.7860	244,989.28	275.18	11,160.00	4.55%
INSTITUTION FOR SVGS IN NEWBURYPORT & ITS VIC MA CTF DEP 0.700% 10/28/24 DTD 10/28/21 ACT/365 Security Identifier: 45780PBBO	249,000.0000	93.9140	233,845.86	9.55	1,743.00	0.74%
WESTERN ALLIANCE BK PHOENIX AZ CTF DEP 5.000% 10/28/24 B/E DTD 04/27/23 ACT/365 1ST CPN DTE 10/27/23 Security Identifier: 95763PLV1	243,000.0000	99.4050	241,554.15	2,130.41	12,150.00	5.02%
CROSSFIRST BK LEAWOOD KS CTF DEP 5.100% 11/18/24 DTD 05/17/23 ACT/365 CALLABLE 08/17/23 Security Identifier: 22766AMB8	243,000.0000	99.5250	241,845.75	1,493.95	12,393.00	5.12%



**Portfolio Holdings (continued)**

Description	Quantity	Market Price	Market Value	Accrued Interest	Estimated Annual Income	Estimated Yield
<b>FIXED INCOME (continued)</b>						
<b>Certificates of Deposit (continued)</b>						
CFG CMNTY BK LUTHERVILLE MD CTF DEP 3.400% 12/31/24 DTD 07/22/22 ACT/365 Security Identifier: 12527CEX6	248,000.0000	97.0650	240,721.20	3,673.12	8,432.00	3.50%
BURKE & HERBERT BK & TR CO ALEXANDRIA VA CTF DEP 3.450% 02/05/25 DTD 08/05/22 ACT/365 Security Identifier: 121331AN2	248,000.0000	96.9590	240,458.32	586.03	8,556.00	3.55%
NORTHWEST BK BOISE IDAHO CTF DEP 5.250% 03/24/25 B/E DTD 03/22/23 ACT/365 1ST CPN DTE 04/22/23 Security Identifier: 66736ACF4	248,000.0000	99.6910	247,233.68	285.37	13,020.00	5.26%
SAFRA NATL BK NEW YORK CTF DEP INSTL CTF DEP 2.000% 03/24/25 DTD 03/23/22 ACT/365 Security Identifier: 78658RHM6	248,000.0000	94.3690	234,035.12	1,345.32	4,960.00	2.11%
PACIFIC ALLIANCE BK SAN GABRIEL CA CTF DEP 5.150% 03/27/25 B/E DTD 03/27/23 ACT/365 Security Identifier: 693963AEO	248,000.0000	99.5250	246,822.00	104.98	12,772.00	5.17%
BANKWELL BK NEW CANAAN CONN CTF DEP 5.150% 03/31/25 B/E DTD 03/31/23 ACT/365 1ST CPN DTE 05/01/23 Security Identifier: 06654BES6	248,000.0000	99.5230	246,817.04	1,014.76	12,772.00	5.17%
BEAL BK PLANO TEX CTF DEP 2.600% 04/16/25 B/E DTD 04/20/22 ACT/365 1ST CPN DTE 10/20/22 Security Identifier: 07371AN74	246,000.0000	95.1860	234,157.56	1,244.15	6,396.00	2.73%
ALLY BK SANDY UTAH CTF DEP 2.950% 04/28/25 DTD 04/28/22 ACT/365 CALLABLE 07/28/23 Security Identifier: 02007GQG1	246,000.0000	95.7240	235,481.04	1,252.58	7,257.00	3.08%
CROSS RIV BK TEANECK N J CTF DEP 4.850% 05/19/25 B/E DTD 05/19/23 ACT/365 1ST CPN DTE 11/19/23 Security Identifier: 227563CJO	244,000.0000	98.9670	241,479.48	1,361.72	11,834.00	4.90%
BARCLAYS BK DEL RETAIL CTF DEP 3A2 INSTL CTF DEP 3.050% 06/02/25 B/E DTD 06/02/22 ACT/365 Security Identifier: 06740KQS9	248,000.0000	95.6990	237,333.52	580.25	7,564.00	3.18%
GENERATIONS BK ROGERS ARK CTF DEP 3.400% 08/04/25 DTD 08/03/22 ACT/365 CALLABLE 07/03/23 Security Identifier: 37149CAZO	248,000.0000	96.0200	238,129.60	623.74	8,432.00	3.54%
CAPITAL ONE NATL ASSN MCLEAN VA CTF DEP 3.350% 08/11/25 DTD 08/10/22 ACT/365 Security Identifier: 14042RTP6	248,000.0000	95.9130	237,864.24	3,186.63	8,308.00	3.49%
FIRST ST BK WINCHESTER OHIO CTF DEP 3.500% 09/16/25 DTD 09/16/22 ACT/365 Security Identifier: 33650TAG5	248,000.0000	96.0230	238,137.04	332.93	8,680.00	3.64%



June 1, 2023 - June 30, 2023  
**MEDINA CITY SCHOOLS**

**Portfolio Holdings (continued)**

Description	Quantity	Market Price	Market Value	Accrued Interest	Estimated Annual Income	Estimated Yield
<b>FIXED INCOME (continued)</b>						
<b>Certificates of Deposit (continued)</b>						
FIRST INTERNET BK FISHERS IND CTF DEP 4.000% 09/29/25 DTD 09/28/22 ACT/365 1ST CPN DTE 10/28/22 Security Identifier: 32056GDQ0	248,000.0000	97.0120	240,589.76	54.36	9,920.00	4.12%
CIBC BK USA CHICAGO IL CTF DEP 4.850% 11/25/25 DTD 05/25/23 ACT/365 1ST CPN DTE 11/25/23 Security Identifier: 12547CBL1	244,000.0000	98.7400	240,925.60	1,167.19	11,834.00	4.91%
MORGAN STANLEY PRIVATE BK NATL ASSN INSTL CTF DEP PROGRAM 3.200% 11/28/25 DTD 05/31/22 Security Identifier: 61768U4L8	248,000.0000	95.0120	235,629.76	43.48	7,936.00	3.36%
ARMOR BK FORREST CITY ARK CTF DEP 5.300% 03/24/26 B/E DTD 03/24/23 ACT/365 CALLABLE 03/24/24 Security Identifier: 04225AAC2	248,000.0000	99.7470	247,372.56	216.07	13,144.00	5.31%
WOOD & HUSTON BK MARSHALL MO CTF DEP 4.700% 06/30/26 B/E DTD 06/30/23 ACT/365 1ST CPN DTE 07/30/23 Security Identifier: 978208AG1	248,000.0000	98.0650	243,201.20	0.00	11,656.00	4.79%
SOUTHERN FIRST BK N A GREENVILLE S C CTF DEP 4.600% 11/27/26 DTD 05/26/23 ACT/365 Security Identifier: 84287PHU9	248,000.0000	97.6150	242,085.20	125.02	11,408.00	4.71%
ROLLSTONE BK & TR FITCHBURG MASS CTF DEP 3.550% 08/23/27 DTD 08/22/22 ACT/365 Security Identifier: 77579AFG6	245,000.0000	93.5320	229,153.40	3,050.08	8,697.50	3.79%
<b>Total Certificates of Deposit</b>	12,870,000.0000		\$12,557,289.96	\$39,949.81	\$355,296.50	
<b>U.S. Government Bonds</b>						
FEDERAL AGRIC MTG CORP MEDIUM TERM NTS FED 0.260% 09/29/23 B/E DTD 09/29/20 CALLABLE Security Identifier: 31422BW97	740,000.0000	98.7410	730,683.40	486.34	1,924.00	0.26%
FEDERAL HOME LN MTG CORP MEDIUM TERM NTS FED 0.300% 12/29/23 B/E DTD 09/29/20 CALLABLE 09/29/23 Moody Rating Aaa Security Identifier: 3134GWTY2	248,000.0000	97.4390	241,648.72	2.07	744.00	0.30%
FEDERAL HOME LN BKS CONS BD 0.350% 04/23/24 B/E DTD 06/23/21 CALLABLE 09/23/23 @ 100.000 Moody Rating Aaa S & P Rating AA+ Security Identifier: 3130AMQQ8	245,000.0000	95.8650	234,869.25	16.67	857.50	0.36%

## Portfolio Holdings (continued)

Description	Quantity	Market Price	Market Value	Accrued Interest	Estimated Annual Income	Estimated Yield
<b>FIXED INCOME (continued)</b>						
<b>U.S. Government Bonds (continued)</b>						
FEDERAL HOME LN MTG CORP MEDIUM TERM NTS FED 0.625% 09/15/25 B/E DTD 09/15/20 CALLABLE 09/15/23 Moody Rating Aaa Security Identifier: 3134GWB70	248,000.0000	91.0770	225,870.96	452.08	1,550.00	0.68%
<b>Total U.S. Government Bonds</b>	1,481,000.0000		\$1,433,072.33	\$957.16	\$5,075.50	
<b>TOTAL FIXED INCOME</b>	14,351,000.0000		\$13,990,362.29	\$40,906.97	\$360,372.00	
			Market Value	Accrued Interest	Estimated Annual Income	
<b>Total Portfolio Holdings</b>			\$13,990,382.63	\$40,906.97	\$360,372.00	

<sup>1</sup> This bond is maturing.

## Portfolio Holdings Disclosures

### Pricing

This section includes the net market value of the securities in your account on a settlement date basis, including short positions, at the close of the statement period. The market prices, unless otherwise noted, have been obtained from independent vendor services, which we believe to be reliable. In some cases the pricing vendor may provide prices quoted by a single broker or market maker. Market prices do not constitute a bid or an offer, and may differ from the actual sale price. Securities for which a price is not available are marked "N/A" and are omitted from the Total.

THE AS OF PRICE DATE ONLY APPEARS WHEN THE PRICE DATE DOES NOT EQUAL THE STATEMENT DATE.

### Estimated Annual Figures

The estimated annual income (EAI) and estimated annual yield (EAY) figures are estimates and for informational purposes only. These figures are not considered to be a forecast or guarantee of future results. These figures are computed using information from providers believed to be reliable; however, no assurance can be made as to the accuracy. Since interest and dividend rates are subject to change at any time, and may be affected by current and future economic, political, and business conditions, they should not be relied on for making investment, trading, or tax decisions. These figures assume that the position quantities, interest and dividend rates, and prices remain constant. A capital gain or return of principal may be included in the figures for certain securities, thereby overstating them. Refer to [www.pershing.com/disclosures](http://www.pershing.com/disclosures) for specific details as to formulas used to calculate the figures. Accrued interest represents interest earned but not yet received.

### Reinvestment

The dollar amount of Mutual Fund distributions, Money Market Fund dividend income, Bank Deposit interest income, or dividends for other securities shown on your statement may have been reinvested. You will not receive confirmation of these reinvestments. Upon written request to your financial institution, information pertaining to these transactions, including the time of execution and the name of the person from whom your security was purchased, may be obtained. In dividend reinvestment transactions, Pershing acts as your agent and receives payment for order flow.

### Option Disclosure

Information with respect to commissions and other charges incurred in connection with the execution of option transactions has been included in confirmations previously furnished to you. A summary of this information is available to you promptly upon your written request directed to your introducing firm. In order to assist your introducing firm in maintaining current background and financial information concerning your option accounts, please promptly advise them in writing of any material change in your investment objectives or

June 1, 2023 - June 30, 2023  
MEDINA CITY SCHOOLS**Portfolio Holdings Disclosures (continued)****Option Disclosure (continued)**

financial situation. Expiring options which are valuable are exercised automatically pursuant to the exercise by exception procedure of the Options Clearing Corporation. Additional information regarding this procedure is available upon written request to your introducing firm.

**Certificates of Deposit**

Certificates of Deposit acquired through the Certificate of Deposit Account Registry Service ("CDARS") and held in your brokerage account are subject to Securities Investor Protection Corporation (SIPC) coverage. Please see additional information about SIPC under Important Information and Disclosures on this statement.

Please be advised that the secondary market for CDs is generally illiquid; the actual value of CDs may be different from their purchase price; and a significant loss of principal could result if your CDs are sold prior to maturity. In the event that the CDs listed above do not indicate a market valuation, an accurate market value could not be determined. In the event that a price is listed above for your CDs, Pershing has obtained a price from sources deemed to be reliable or has priced your CDs using a matrix formula. Prices are estimates and the actual value you may obtain for your CD may be different if you elect to sell your CD in the secondary market.

**Foreign Currency Transactions**

Pershing will execute foreign currency transactions as principal for your account. Pershing may automatically convert foreign currency to or from U.S. dollars for dividends and similar corporate action transactions unless you instruct your financial organization otherwise. Pershing's currency conversion rate will not exceed the highest interbank conversion rate identified from customary banking sources on the conversion date or the prior business day, increased by up to 1%, unless a particular rate is required by applicable law. Your financial organization may also increase the currency conversion rate. This conversion rate may differ from rates in effect on the date you executed a transaction, incurred a charge, or received a credit. Transactions converted by agents (such as depositories) will be billed at the rates such agents use.

**Proxy Vote**

Securities not fully paid for in your margin account may be lent by Pershing to itself or others in accordance with the terms outlined in the Margin Agreement. The right to vote your shares held on margin may be reduced by the amount of shares on loan. The Proxy Voting Instruction Form sent to you may reflect a smaller number of shares entitled to vote than the number of shares in your margin account.

**Ratings**

This statement may contain credit rating information obtained from Standard & Poor's. Reproducing and distributing any information received from Standard & Poor's is not permitted without prior written authorization from Standard & Poor's. Standard & Poor's does not guarantee the accuracy, completeness, timeliness or availability of any information. Standard & Poor's is not responsible for any errors or omissions, regardless of the cause, or for the results of using such content. Standard & Poor's makes no express or implied warranties including warranties of merchantability or fitness for a particular purpose. Standard & Poor's shall not be legally responsible for any fees, costs, expenses or losses in connection with the use of their content. Credit ratings are opinions and not statements of facts; are not recommendations to purchase, hold or sell securities; and do not address suitability for investment purpose. Credit ratings should not be relied upon as investment advice.



## Activity Summary (All amounts shown are in base currency)

	Credits This Period	Debits This Period	Net This Period	Credits Year-to-Date	Debits Year-to-Date	Net Year-to-Date
<b>Securities</b>						
Securities Bought	0.00	-739,000.00	-739,000.00	0.00	-3,444,000.00	-3,444,000.00
Securities Sold	0.00	0.00	0.00	1,573,788.42	0.00	1,573,788.42
<b>Total Securities</b>	<b>\$0.00</b>	<b>-\$739,000.00</b>	<b>-\$739,000.00</b>	<b>\$1,573,788.42</b>	<b>-\$3,444,000.00</b>	<b>-\$1,870,211.58</b>
<b>Dividends and Interest</b>	<b>\$22,301.95</b>	<b>\$0.00</b>	<b>\$22,301.95</b>	<b>\$119,964.51</b>	<b>\$0.00</b>	<b>\$119,964.51</b>
<b>Distributions</b>	<b>\$496,000.00</b>	<b>\$0.00</b>	<b>\$496,000.00</b>	<b>\$3,319,000.00</b>	<b>\$0.00</b>	<b>\$3,319,000.00</b>
<b>Cash</b>						
Withdrawals	0.00	-528,600.29	-528,600.29	0.00	-5,013,267.29	-5,013,267.29
Deposits	739,000.00	0.00	739,000.00	3,444,000.00	0.00	3,444,000.00
<b>Total Cash</b>	<b>\$739,000.00</b>	<b>-\$528,600.29</b>	<b>\$210,399.71</b>	<b>\$3,444,000.00</b>	<b>-\$5,013,267.29</b>	<b>-\$1,569,267.29</b>
<b>Totals</b>	<b>\$1,257,301.95</b>	<b>-\$1,267,600.29</b>	<b>-\$10,298.34</b>	<b>\$8,456,752.93</b>	<b>-\$8,457,267.29</b>	<b>-\$514.36</b>

## Transactions by Type of Activity

Process/ Settlement Date	Trade/ Transaction Date	Activity Type	Description	Quantity	Price	Accrued Interest	Amount	Currency
<b>Securities Bought and Sold</b>								
06/13/23	06/09/23	PURCHASED 74160NKA7	PRIME ALLIANCE BK WOODS CROSS UTAH CTF DEP 5.200% 04/15/24 DTD 06/13/23 YLD 5.200 TO MAT	248,000.0000	100.0000		-248,000.00	USD
06/20/23	06/20/23	PURCHASED 31657FAH0	FIELDPOINT PRIVATE BK & TR GREENWICH CONN CTF DEP 5.400% 11/20/23 B/E DTD 06/20/23 YLD 5.400 TO MAT	243,000.0000	100.0000		-243,000.00	USD
06/30/23	06/28/23	PURCHASED 978208AG1	WOOD & HUSTON BK MARSHALL MO CTF DEP 4.700% 06/30/26 B/E DTD 06/30/23 YLD 4.700 TO MAT	248,000.0000	100.0000		-248,000.00	USD
<b>Total Securities Bought and Sold</b>						<b>\$0.00</b>	<b>-\$739,000.00</b>	<b>USD</b>
<b>Dividends and Interest</b>								
06/01/23		BOND INTEREST RECEIVED 06654BES6	248000 BANKWELL BK NEW CANAAN CONN CTF DEP 5.150% 03/31/25 B/E DTD 03/31/23 RD 05/31 PD 06/01/23				1,084.75	USD
06/01/23		BOND INTEREST RECEIVED 538036KB9	147000 LIVE OAK BKG CO WILMINGTON N C CTF DEP 1.600% 09/06/23 DTD 03/06/20 RD 05/31 PD 06/01/23				199.76	USD
06/02/23		BOND INTEREST RECEIVED 06740KQ59	248000 BARCLAYS BK DEL RETAIL CTF DEP 3A2 INSTL CTF DEP 3.050% 06/02/25 B/E DTD 06/02/22 RD 06/01 PD 06/02/23				3,771.64	USD

June 1, 2023 - June 30, 2023  
 MEDINA CITY SCHOOLS

### Transactions by Type of Activity (continued)

Process/ Settlement Date	Trade/ Transaction Date	Activity Type	Description	Quantity	Price	Accrued Interest	Amount	Currency
<b>Dividends and Interest (continued)</b>								
06/05/23		BOND INTEREST RECEIVED 121331AN2	248000 BURKE & HERBERT BK & TR CO ALEXANDRIA VA CTF DEP 3.450% 02/05/25 DTD 08/05/22 CLB RD 06/02 PD 06/05/23				726.67	USD
06/05/23		BOND INTEREST RECEIVED 37149CAZ0	248000 GENERATIONS BK ROGERS ARK CTF DEP 3.400% 08/04/25 B/E DTD 08/03/22 CLB RD 06/02 PD 06/03/23				716.14	USD
06/05/23		BOND INTEREST RECEIVED 38149MWB5	246000 GOLDMAN SACHS BK USA NEW YORK CTF DEP 0.250% 08/07/23 DTD 05/05/21 CLB RD 06/02 PD 06/05/23				52.23	USD
06/12/23		BOND INTEREST RECEIVED 05600XFU9	248000 BMO HARRIS BK NATL ASSN CHICAGO ILL CTF DEP 2.800% 06/10/24 DTD 06/10/22 RD 06/09 PD 06/10/23				3,462.49	USD
06/15/23		BOND INTEREST RECEIVED 06652CHH7	248000 BANKWEST INC PIERRE S D CTF DEP 1.250% 10/24/23 B/E DTD 04/24/20 RD 05/31 PD 06/15/23				263.29	USD
06/16/23		BOND INTEREST RECEIVED 33650TAG5	248000 FIRST ST BK WINCHESTER OHIO CTF DEP 3.500% 09/16/25 DTD 09/16/22 CLB RD 06/15 PD 06/16/23				737.21	USD
06/16/23		BOND INTEREST RECEIVED 90348J3V0	248000 UBS BK USA SALT LAKE CITY UT CTF DEP 2.550% 12/18/23 B/E DTD 06/16/22 RD 06/15 PD 06/16/23				537.11	USD
06/21/23		BOND INTEREST RECEIVED 9497632V7	248000 WELLS FARGO BK N A SIOUX FALLS S D CTF DEP 4.500% 10/21/24 DTD 10/21/22 RD 06/20 PD 06/21/23				947.84	USD
06/22/23		BOND INTEREST RECEIVED 66736ACF4	248000 NORTHWEST BK BOISE IDAHO CTF DEP 5.250% 03/24/25 B/E DTD 03/22/23 RD 06/21 PD 06/22/23				1,105.81	USD
06/23/23		BOND INTEREST RECEIVED 3130AMQ08	245000 FEDERAL HOME LN BKS CONS BD 0.350% 04/23/24 B/E DTD 06/23/21 CLB RD 06/22 PD 06/23/23				428.75	USD
06/26/23		BOND INTEREST RECEIVED 04225AAC2	248000 ARMOR BK FORREST CITY ARK CTF DEP 5.300% 03/24/26 B/E DTD 03/24/23 CLB RD 06/23 PD 06/24/23				1,116.34	USD
06/26/23		BOND INTEREST RECEIVED 534732AV4	248000 LINCOLN SVGS BK REINBECK IOWA CTF DEP CT/365 0.600% 06/24/24 DTD 06/24/20 CLB RD 06/09 PD 06/24/23				126.38	USD

## Transactions by Type of Activity (continued)

Process/ Settlement Date	Trade/ Transaction Date	Activity Type	Description	Quantity	Price	Accrued Interest	Amount	Currency
<b>Dividends and Interest (continued)</b>								
06/26/23		BOND INTEREST RECEIVED 62847NDL7	248000 MVB BK INC FAIRMONT WEST VA CTF DEP 5.300% 03/22/24 B/E DTD 03/24/23 RD 06/23 PD 06/24/23				1,116.34	USD
06/26/23		BOND INTEREST RECEIVED 84287PHU9	248000 SOUTHERN FIRST BK N A GREENVILLE S C CTF DEP 4.600% 11/27/26 DTD 05/26/23 RD 06/23 PD 06/26/23				968.90	USD
06/27/23		BOND INTEREST RECEIVED 693963AE0	248000 PACIFIC ALLIANCE BK SAN GABRIEL CA CTF DEP 5.150% 03/27/25 B/E DTD 03/27/23 RD 06/26 PD 06/27/23				1,084.75	USD
06/27/23		BOND INTEREST RECEIVED 740367KG1	227000 PREFERRED BK LOS ANGELES CALIF CTF DEP 1.100% 03/27/24 DTD 03/27/20 RD 06/12 PD 06/27/23				212.07	USD
06/28/23		BOND INTEREST RECEIVED 32056GDQ0	248000 FIRST INTERNET BK FISHERS IND CTF DEP 4.000% 09/29/25 DTD 09/28/22 RD 06/27 PD 06/28/23				842.52	USD
06/28/23		BOND INTEREST RECEIVED 433323EA6	248000 HINGHAM INSTN SVGS MASS CTF DEP 0.200% 06/28/23 B/E DTD 06/28/21 RD 06/27 PD 06/28/23				247.32	USD
06/28/23		BOND INTEREST RECEIVED 45780PBBO	249000 INSTITUTION FOR SVGS IN NEWBURYPORT & ITS VIC MA CTF DEP 0.700% 10/28/24 DTD 10/28/21 CLB RD 06/27 PD 06/28/23				148.04	USD
06/28/23		BOND INTEREST RECEIVED 654062KZO	248000 NICOLET NATL BK GREENBAY WIS CTF DEP 4.000% 03/28/24 B/E DTD 09/28/22 RD 06/27 PD 06/28/23				842.52	USD
06/29/23		BOND INTEREST RECEIVED 3134GWTY2	248000 FEDERAL HOME LN MTG CORP MEDIUM TERM NTS FED 0.300% 12/29/23 B/E DTD 09/29/20 CLB RD 06/28 PD 06/29/23				372.00	USD
06/29/23		BOND INTEREST RECEIVED 61768U4L8	248000 MORGAN STANLEY PRIVATE BK NATL ASSN INSTL CTF DEP PROGRAM 3.200% 11/28/25 DTD 05/31/22 CLB RD 06/27 PD 06/28/23				674.02	USD
06/30/23		BOND INTEREST RECEIVED 32065RAK1	248000 FIRST KEYSTONE CMNTY BK BERWICK PA CTF DEP 0.600% 06/28/24 DTD 06/30/20 CLB RD 06/29 PD 06/30/23				126.38	USD
06/30/23		BOND INTEREST RECEIVED 81500JBG7	248000 SECURITY ST BK FARWELL TEX CTF DEP 0.400% 03/28/24 DTD 03/31/21 CLB RD 06/29 PD 06/30/23				81.53	USD
06/30/23		BOND INTEREST RECEIVED 92937CKM9	248000 WEX BK MIDVALE UTAH CTF DEP 0.250% 06/30/23 B/E DTD 06/30/21 RD 06/29 PD 06/30/23				309.15	USD
<b>Total Dividends and Interest</b>						<b>\$0.00</b>	<b>\$22,301.95</b>	<b>USD</b>

June 1, 2023 - June 30, 2023  
MEDINA CITY SCHOOLS

**Transactions by Type of Activity (continued)**

Process/ Settlement Date	Trade/ Transaction Date	Activity Type	Description	Quantity	Price	Accrued Interest	Amount	Currency
<b>Distributions</b>								
06/28/23		SECURITY REDEEMED 433323EA6	HINGHAM INSTN SVGS MASS CTF DEP 0.200% 06/28/23 B/E DTD 06/28/21 ACCOUNT REDEMPTION	-248,000.0000			248,000.00	USD
06/30/23		SECURITY REDEEMED 92937CKM9	WEX BK MIDVALE UTAH CTF DEP 0.250% 06/30/23 B/E DTD 06/30/21 ACCOUNT REDEMPTION	-248,000.0000			248,000.00	USD
<b>Total Distributions</b>						<b>\$0.00</b>	<b>\$496,000.00</b>	<b>USD</b>
<b>Cash Withdrawals and Deposits</b>								
06/01/23		ELECTRONIC TRANSACTION USD999997	SEND TO BANK FOR ACH ACH HUNTINGTON NATIONAL BANK				-10,298.34	USD
06/13/23		ELECTRONIC DEPOSIT USD999997	RECV FR BANK FOR ACH ACH HUNTINGTON NATIONAL BANK				248,000.00	USD
06/20/23		ELECTRONIC DEPOSIT USD999997	RECV FR BANK FOR ACH ACH HUNTINGTON NATIONAL BANK				243,000.00	USD
06/21/23		ELECTRONIC TRANSACTION USD999997	SEND TO BANK FOR ACH ACH HUNTINGTON NATIONAL BANK				-12,499.13	USD
06/28/23		ELECTRONIC TRANSACTION USD999997	SEND TO BANK FOR ACH ACH HUNTINGTON NATIONAL BANK				-248,000.00	USD
06/30/23		ELECTRONIC TRANSACTION USD999997	SEND TO BANK FOR ACH ACH HUNTINGTON NATIONAL BANK				-9,802.82	USD
06/30/23		ELECTRONIC TRANSACTION USD999997	SEND TO BANK FOR ACH ACH HUNTINGTON NATIONAL BANK				-248,000.00	USD
06/30/23		ELECTRONIC DEPOSIT USD999997	RECV FR BANK FOR ACH ACH HUNTINGTON NATIONAL BANK				248,000.00	USD
<b>Total Cash Withdrawals and Deposits</b>						<b>\$0.00</b>	<b>\$210,399.71</b>	<b>USD</b>
<b>Total Value of Transactions</b>						<b>\$0.00</b>	<b>-\$10,298.34</b>	<b>USD</b>

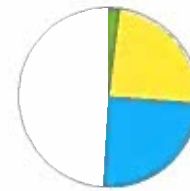
The price and quantity displayed may have been rounded.

## Fixed Income Analysis

### Bond Quality

Bond Quality	Market Value	% of Bond Market Value	Percent of Fixed Income
AAA	702,388.93	5%	
Not Rated	13,287,973.36	95%	
<b>Total</b>	<b>13,990,362.29</b>	<b>100%</b>	

### Bond Maturity Schedule



Bond Maturity	Market Value	% of Bond Market Value
Within 1 month	245,289.06	2%
1 to 6 months	3,319,587.16	24%
7 to 12 months	3,484,644.38	25%
1 to 5 years	6,940,841.69	49%
<b>Total</b>	<b>13,990,362.29</b>	<b>100%</b>

Percentages of bond market values are rounded to the nearest whole percentage.

Bond quality ratings reflect Moody's or Standard and Poor's ratings. Bonds may be rated by other services. Bonds that are in default are not included. Please refer to your Portfolio Holdings section.

## Trades Not Settled

Settlement Date	Trade Date	Activity Type	Description	Quantity	Price	Accrued Interest	Settlement Amount
07/14/23	06/29/23	Buy	FRONTIER BK OMAHA NE CTF DEP 4.700% 07/14/26 B/E DTD 07/14/23 YLD 4.700 TO MAT	248,000.0000	100.0000	0.00	248,000.00
<b>Total Amount of Trades Not Settled</b>							<b>-\$248,000.00</b>

## Messages

### Transition to Trade Date plus One (T1) Settlements

The U.S. will adopt a shortened settlement timeframe beginning with trade date May 28, 2024, for equities, corporate, municipal bonds and unit investment trusts. Moving from a T2 to a T1 settlement cycle will provide faster access to sale proceeds, but it also means that funds will be due on purchase transactions earlier.

Although a money market mutual fund (money fund) seeks to preserve the value of your investment at \$1 per share, it is possible to lose money by investing in a money fund. Shares of a money fund or the balance of a bank deposit product held in your brokerage account may be liquidated upon request with the proceeds credited to your brokerage account. Please see the money fund's prospectus or the bank deposit product's disclosure document or contact your advisor for additional information. Pursuant to SEC Rule 10b-10(b)(1) confirmations are not sent for purchases into money funds processed on the sweep platform. Pursuant to applicable regulation, account statements will be produced monthly or quarterly. Balances in Federal Deposit Insurance Corporation (FDIC)-insured bank deposit sweep products are not protected by Securities Investor Protection Corporation (SIPC).

### eDelivery

Eliminate paper and save natural resources with digital adoption. Electronic delivery (eDelivery) is faster, convenient and more secure. We offer eDelivery for account statements, prospectus documents, proxy or shareholder communications, tax documents, trade confirmations and more.

## Messages (continued)

In brief, the allocation process involves the following steps:

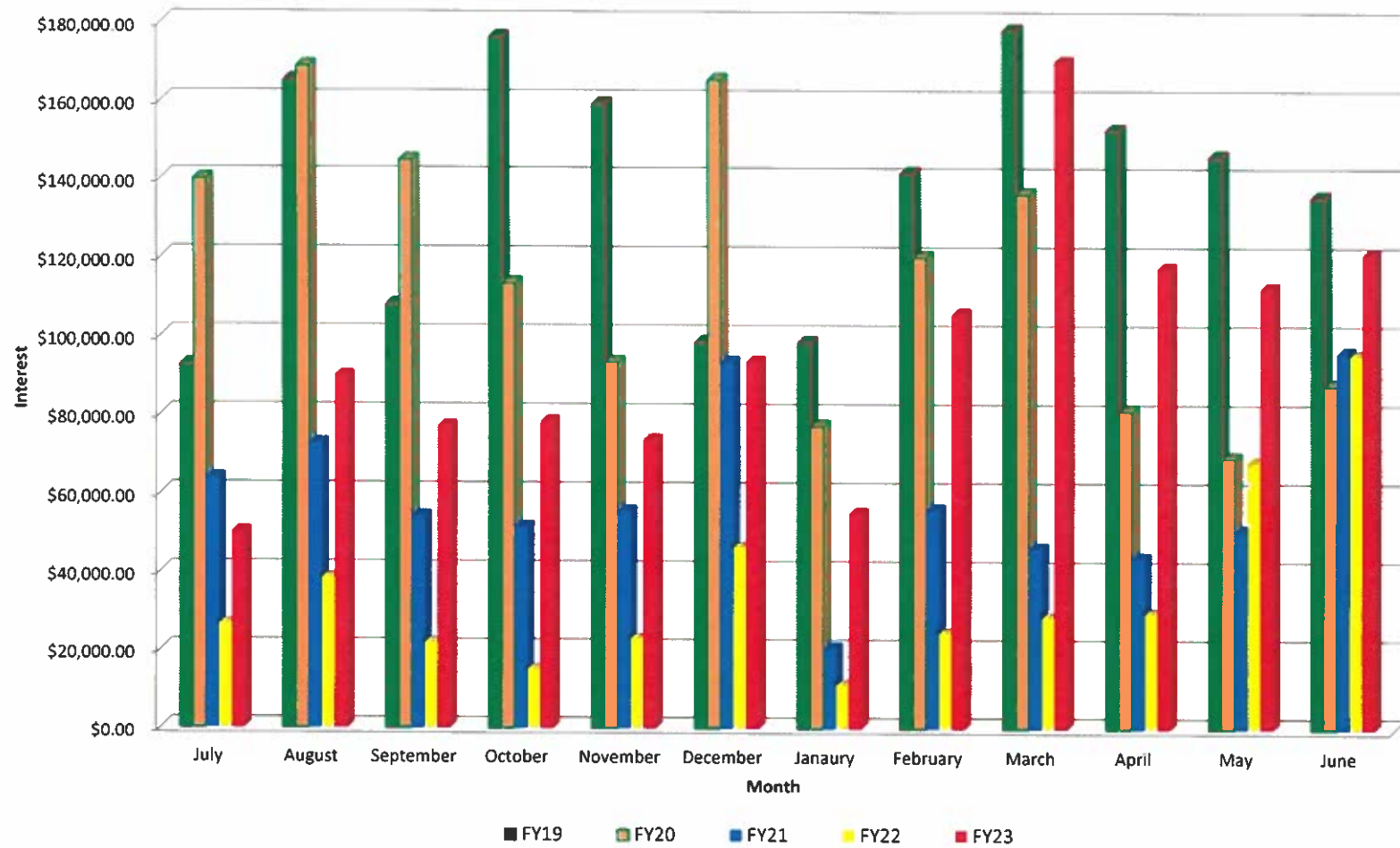
- The number of trading units held in each account is identified.
- A sequential number is assigned to each trading unit (e.g., account EDR-567433 would be assigned six numbers).
- A random number is generated that will result in one of these trading units being the first unit in the selection process.
- Thereafter, the trading units participating in the allocation are based on an incremental random number technique until the number of trading units allocated to Pershing is exhausted.
- Additional Information
- The allocation of called securities is not made on a pro-rata basis. Therefore, it is possible that a client may receive a full or partial redemption of shares held. Conversely, it is also possible that a client may not have any securities selected for redemption.
- When a partial call is deemed favorable to the holders of the called security, Pershing will exclude certain accounts from the lottery. Excluded accounts will include Pershing's proprietary and employee accounts, as well as proprietary and employee accounts of your firm (if Pershing carries and clears those accounts). No allocation will be made to these proprietary and employee accounts until all other client positions at Pershing in such securities have been called. When a partial call is deemed unfavorable to holders of the called security, Pershing will not exclude any accounts from the lottery.
- If the partial call is made at a price above the current market price as captured in Pershing's price reporting system, Pershing will generally categorize the partial call as one that is favorable to the holders of such security. If the partial call is made at a price that is equal to or below the current market price of the security as captured in Pershing's price reporting system, Pershing will generally categorize that call as one that is unfavorable to holders of the security.
- Clients have the right to withdraw uncalled, fully paid securities from Pershing at any time prior to the cut-off date and time established by the issuer, transfer agent and/or depository with respect to the partial call. Clients also have the right to withdraw excess margin securities, provided that the client account is not subject to restriction under Regulation T or that such withdrawal will not cause an under-margined condition.
- Impartial lottery is conducted based on settled positions as of the close of business the day prior to the publication date.

## Cash Not Yet Received

Security	Record Date	Payable Date	Quantity Held	Rate	Dividend Option	Amount of Payment
<b>Interest</b>						
BANKWEST INC PIERRE S D CTF DEP 1.250% 10/24/23 B/E	06/30/23	07/15/23	248,000.0000	0.001027	Cash	254.79
FLAGSTAR BK FSB TROY MICH CTF DEP 0.500% 07/17/24 B/E	07/02/23	07/17/23	248,000.0000	0.002479	Cash	614.90
BANKWELL BK NEW CANAAN CONN CTF DEP 5.150% 03/31/25 B/E	06/30/23	07/01/23	248,000.0000	4.232876	Cash	1,049.75
GENERATIONS BK ROGERS ARK CTF DEP 3.400% 08/04/25	06/30/23	07/03/23	248,000.0000	2.794520	Cash	693.04
LIVE OAK BKG CO WILMINGTON N C CTF DEP	06/16/23	07/01/23	147,000.0000	1.315068	Cash	193.31
<b>Total Cash Not Yet Received</b>						<b>\$2,805.79</b>

Assets shown here are not reflected in your account. This information has been received from sources we believe to be reliable. Pershing does not guarantee the accuracy of the information.

## Total Monthly Interest Earnings



EFINANCEPLUS  
 DATE: 07/24/2023  
 TIME: 16:35:21  
 SELECTION CRITERIA : ALL

MEDINA CITY SCHOOLS  
 OH Cash Position Report

PAGE NUMBER: 1

ACCOUNTING PERIOD : 12/23

FUND	SCC	DESCRIPTION	BEGIN	MTD	FYTD	MTD	FYTD	CURRENT	CURRENT	UNENCUMBERED
			BALANCE	RECEIPTS	RECEIPTS	EXPENDITURES	EXPENDITURES	FUND BALANCE	ENCUMBRANCE	FUND BALANCE
-----										
001	0000	GENERAL FUND								
		30,586,850.90	1,701,734.40	73,772,419.07	10,035,550.46	80,690,825.53	23,668,444.44	806,384.62	22,862,059.82	
001	0950	GENERAL FUND - CHROME								
		127,216.58	390.00	123,931.60	0.00	0.00	251,148.18	0.00	251,148.18	
001	1000	GENERAL FUND								
		298,024.36	295,784.84	295,784.84	0.00	0.00	593,809.20	0.00	593,809.20	
001	2000	GENERAL FUND								
		207,424.84	83,087.52	474,316.03	0.00	0.00	681,740.87	0.00	681,740.87	
-----										
Total For Fund 001:			31,219,516.68	2,080,996.76	74,666,451.54	10,035,550.46	80,690,825.53	25,195,142.69	806,384.62	24,388,758.07
002	9000	BOND RETIRE - ELEM/HIGH								
		3,731,713.08	42,675.60	4,193,084.24	0.00	4,234,728.49	3,690,068.83	0.00	3,690,068.83	
002	9012	SALES TAX - COPS								
		0.00	381,931.71	1,731,500.50	1,250.00	1,731,500.50	0.00	0.00	0.00	
002	9014	ENERGY & TRANSP NOTES								
		0.00	0.00	344,674.99	0.00	344,674.99	0.00	0.00	0.00	
-----										
Total For Fund 002:			3,731,713.08	424,607.31	6,269,259.73	1,250.00	6,310,903.98	3,690,068.83	0.00	3,690,068.83
003	0000	PERMANENT IMPROVEMENT								
		290,994.61	50,000.00	50,000.00	0.00	0.00	340,994.61	0.00	340,994.61	
003	9000	PERMANENT IMPROVEMENT								
		13,601.14	0.00	0.00	0.00	0.00	13,601.14	0.00	13,601.14	
003	9001	REC CENTER-PERMANENT IMP								
		169,189.30	0.00	130,000.00	2,550.00	56,058.22	243,131.08	826,758.45	-583,627.37	
-----										
Total For Fund 003:			473,785.05	50,000.00	180,000.00	2,550.00	56,058.22	597,726.83	826,758.45	-229,031.62
006	0000	LUNCHROOM FUND								
		-1,248,239.12	15,970.09	1,726,744.81	65,805.14	1,415,267.42	-936,761.73	10,611.89	-947,373.62	

EFINANCEPLUS  
 DATE: 07/24/2023  
 TIME: 16:35:21  
 SELECTION CRITERIA : ALL

MEDINA CITY SCHOOLS  
 OH Cash Position Report

PAGE NUMBER: 2

ACCOUNTING PERIOD : 12/23

FUND	SCC	DESCRIPTION	BEGIN	BALANCE	MTD RECEIPTS	FYTD RECEIPTS	MTD EXPENDITURES	FYTD EXPENDITURES	CURRENT FUND BALANCE	CURRENT ENCUMBRANCE	UNENCUMBERED FUND BALANCE
<hr/>											
006	9006	LUNCHROOM - FED FUNDS									
		2,387,027.63		239,347.63	1,039,482.27	149,088.43	1,211,269.11	2,215,240.79	58,000.29		2,157,240.50
006	9022	P-EBT ADMINISTRATIVE FUND									
		3,063.00		-147,990.47	628.00	0.00	0.00	3,691.00	0.00		3,691.00
<hr/>											
Total For Fund	006:										
		1,141,851.51		107,327.25	2,766,855.08	214,893.57	2,626,536.53	1,282,170.06	68,612.18		1,213,557.88
<hr/>											
007	9004	COLLINS SCH/POST-GRADUATE									
		1,137.39		-2,525.62	18,398.38	18,000.00	18,000.00	1,535.77	0.00		1,535.77
007	9022	BREWER GARRETT SCH									
		12,147.03		55.43	400.14	0.00	0.00	12,547.17	0.00		12,547.17
007	9110	ART TRUST - GARFIELD									
		11,449.89		52.23	377.15	0.00	0.00	11,827.04	0.00		11,827.04
007	9111	CHARLES STANGEL SCH									
		0.00		0.00	500.00	0.00	500.00	0.00	0.00		0.00
007	9333	RIOS STUDENT LEADER SCH									
		23,855.58		93.10	719.79	3,500.00	3,500.00	21,075.37	0.00		21,075.37
007	9901	BIXLER SCHOLARSHIP FUND									
		126.53		0.00	3.58	0.00	0.00	130.11	0.00		130.11
<hr/>											
Total For Fund	007:										
		48,716.42		-2,324.86	20,399.04	21,500.00	22,000.00	47,115.46	0.00		47,115.46
<hr/>											
008	9002	KANEHL MUSIC TRUST									
		29,307.91		-1,146.43	-314.75	250.00	250.00	28,743.16	0.00		28,743.16
008	9003	RICHARD HOFFMAN COLLINS									
		676,046.51		90,878.58	90,878.58	30,000.00	30,000.00	736,925.09	0.00		736,925.09
008	9112	ELAINE BUSHMAN FUND									
		18,653.06		529.10	1,058.43	550.00	550.00	19,161.49	0.00		19,161.49
<hr/>											
Total For Fund	008:										
		724,007.48		90,261.25	91,622.26	30,800.00	30,800.00	784,829.74	0.00		784,829.74

EFINANCEPLUS  
DATE: 07/24/2023  
TIME: 16:35:21  
SELECTION CRITERIA : ALL

MEDINA CITY SCHOOLS  
OH Cash Position Report

PAGE NUMBER: 3

ACCOUNTING PERIOD : 12/23

FUND	SCC	DESCRIPTION	BEGIN	MTD	FYTD	MTD	FYTD	CURRENT	CURRENT	UNENCUMBERED
			BALANCE	RECEIPTS	RECEIPTS	EXPENDITURES	EXPENDITURES	FUND BALANCE	ENCUMBRANCE	FUND BALANCE
-----										
009	9000	STAR								
		211.90		23.50	30,574.85	29,797.85	29,797.85	988.90	0.00	988.90
009	9110	UNIFORM SUPPLIES GA								
		3,664.88		36.00	4,395.00	60.00	4,205.58	3,854.30	4,596.28	-741.98
009	9120	UNIFORM SUPPLIES - CN								
		14,395.90		0.00	9,022.00	0.00	7,651.96	15,765.94	4,101.84	11,664.10
009	9130	UNIFORM SUPPLIES - FN								
		6,812.30		0.00	11,015.30	0.00	11,156.67	6,670.93	0.00	6,670.93
009	9140	UNIFORM SUPPLIES - HE								
		13,652.83		108.00	9,603.50	0.00	6,556.80	16,699.53	4,723.92	11,975.61
009	9160	UNIFORM SUPPLIES - BL								
		4,733.40		0.00	12,305.60	38.94	11,735.78	5,303.22	6,162.48	-859.26
009	9170	UNIFORM SUPPLIES - WA								
		24,308.83		26.00	13,665.50	0.00	13,244.65	24,729.68	6,700.00	18,029.68
009	9180	UNIFORM SUPPLIES - NO								
		10,313.97		88.00	11,532.00	36.98	9,831.98	12,013.99	7,411.49	4,602.50
009	9200	UNIFORM SUPPLIES - CL								
		20,291.62		114.00	20,897.15	0.00	21,179.16	20,009.61	0.00	20,009.61
009	9210	UNIFORM SUPPLIES - RT								
		6,209.92		58.50	21,113.70	0.00	19,375.91	7,947.71	0.00	7,947.71
009	9300	UNIFORM SUPPLIES - HS								
		49,439.96		288.50	155,452.54	66,563.48	140,389.73	64,502.77	14,230.05	50,272.72
009	9301	MHS GRADUATION								
		0.00		0.00	5,346.00	0.00	4,369.90	976.10	0.00	976.10
009	9304	AVIATION/PHOTOGRAPHY								
		3.87		0.00	0.00	0.00	0.00	3.87	0.00	3.87
-----										
Total For Fund	009:									
		154,039.38		742.50	304,923.14	96,497.25	279,495.97	179,466.55	47,926.06	131,540.49
-----										
014	9016	MEDINA CNTY JUV DET CNTR								
		73,014.50		186,528.35	391,706.64	35,910.98	341,586.69	123,134.45	0.00	123,134.45
014	9116	EVOLVE								
		722,532.10		44,825.20	1,113,837.00	124,221.35	1,219,487.54	616,881.56	1,182.80	615,698.76
-----										
Total For Fund	014:									
		795,546.60		231,353.55	1,505,543.64	160,132.33	1,561,074.23	740,016.01	1,182.80	738,833.21

EFINANCEPLUS  
DATE: 07/24/2023  
TIME: 16:35:21  
SELECTION CRITERIA : ALL

MEDINA CITY SCHOOLS  
OH Cash Position Report

PAGE NUMBER: 4

ACCOUNTING PERIOD : 12/23

FUND	SCC	DESCRIPTION BEGIN BALANCE	MTD RECEIPTS	FYTD RECEIPTS	MTD EXPENDITURES	FYTD EXPENDITURES	CURRENT FUND BALANCE	CURRENT ENCUMBRANCE	UNENCUMBERED FUND BALANCE
016	0000	EMERGENCY LEVY 18,812,390.65	0.00	7,123,660.56	924,359.84	9,584,437.94	16,351,613.27	48,922.52	16,302,690.75
016	0410	EMERGENCY LEVY -126,544.00	0.00	0.00	14,385.13	137,329.52	-263,873.52	0.00	-263,873.52
016	1000	EMERGENCY LEVY -625,785.56	0.00	0.00	71,983.70	684,237.62	-1,310,023.18	0.00	-1,310,023.18
<hr/>									
Total For Fund 016:									
		18,060,061.09	0.00	7,123,660.56	1,010,728.67	10,406,005.08	14,777,716.57	48,922.52	14,728,794.05
018	0000	PRINT SHOP 6,683.33	0.00	0.00	0.00	0.00	6,683.33	0.00	6,683.33
018	9000	PUBLIC SCHOOL SUP - SUPER 16.70	0.00	0.00	0.00	0.00	16.70	0.00	16.70
018	9110	PRINCIPAL'S FUND - GA 21,255.99	0.00	1,635.07	2,680.95	11,233.13	11,657.93	500.70	11,157.23
018	9111	GARFIELD SCHOOL STORE 49.99	0.00	0.00	0.00	0.00	49.99	0.00	49.99
018	9113	GARFIELD MEDIA CENTER 996.62	0.00	67.57	433.87	500.85	563.34	0.00	563.34
018	9120	PRINCIPAL - CN 40,048.73	0.00	26,628.47	632.00	9,301.54	57,375.66	41,990.00	15,385.66
018	9122	CANAVAN SCHOOL STORE 586.69	0.00	0.00	0.00	0.00	586.69	0.00	586.69
018	9123	BOOK FAIR - CANAVAN 156.35	0.00	6,204.36	0.00	4,248.66	2,112.05	0.00	2,112.05
018	9130	PRINCIPAL - FN 35,552.02	0.00	16,419.64	1,103.87	13,688.00	38,283.66	0.00	38,283.66
018	9133	BOOK FAIR - FENN 1,326.69	0.00	187.97	0.00	0.00	1,514.66	0.00	1,514.66
018	9135	MEDINA SKI TEAM 474.67	0.00	0.00	0.00	0.00	474.67	0.00	474.67
018	9140	PRINCIPAL'S FUND - HE 54,196.77	0.00	6,043.88	841.29	13,384.27	46,856.38	710.60	46,145.78
018	9143	HERITAGE MEDIA CENTER 2,203.35	0.00	23.00	0.00	0.00	2,226.35	0.00	2,226.35

EFINANCEPLUS  
DATE: 07/24/2023  
TIME: 16:35:21  
SELECTION CRITERIA : ALL

MEDINA CITY SCHOOLS  
OH Cash Position Report

PAGE NUMBER: 5

ACCOUNTING PERIOD : 12/23

FUND	SCC	DESCRIPTION BEGIN BALANCE	MTD RECEIPTS	FYTD RECEIPTS	MTD EXPENDITURES	FYTD EXPENDITURES	CURRENT FUND BALANCE	CURRENT ENCUMBRANCE	UNENCUMBERED FUND BALANCE
018	9160	PRINCIPAL'S FUND - BL 51,384.70	0.00	14,215.46	1,326.13	24,152.80	41,447.36	0.00	41,447.36
018	9161	PBIS - BLAKE 4,488.25	0.00	0.00	0.00	1,239.75	3,248.50	0.00	3,248.50
018	9163	BLAKE MEDIA CENTER 13,873.76	0.00	4,163.31	0.00	4,918.66	13,118.41	0.00	13,118.41
018	9170	PRINCIPALS FUND - WA 79,255.82	0.00	12,617.98	2,048.51	13,058.37	78,815.43	3,593.50	75,221.93
018	9171	WAITE SCHOOL STORE 2,230.29	0.00	220.00	0.00	2,230.29	220.00	0.00	220.00
018	9173	MEDIA CENTER WA 5,206.58	0.00	32.95	0.00	0.00	5,239.53	0.00	5,239.53
018	9180	PRINCIPALS FUND NO 47,809.89	0.00	10,907.90	-17,426.97	-8,371.05	67,088.84	19,800.11	47,288.73
018	9181	NO SCHOOL STORE 1,631.19	0.00	0.00	0.00	0.00	1,631.19	0.00	1,631.19
018	9183	MEDIA CENTER NO 13,850.92	0.00	6,014.88	0.00	11,106.42	8,759.38	0.00	8,759.38
018	9184	FIELD TRIPS NO 146.00	0.00	0.00	0.00	0.00	146.00	0.00	146.00
018	9200	PRINCIPAL'S FUND - CL 70,353.94	0.00	10,376.65	913.77	32,261.78	48,468.81	1,167.29	47,301.52
018	9203	CL MEDIA CENTER 5,347.00	6.00	3,693.45	0.00	3,410.91	5,629.54	0.00	5,629.54
018	9210	PRINCIPAL'S FUND - RT 42,824.03	198.00	8,475.18	1,212.25	14,524.40	36,774.81	6,881.19	29,893.62
018	9211	ROOT M.S. MEDIA CENTER 10,836.08	0.00	271.96	0.00	478.18	10,629.86	0.00	10,629.86
018	9300	PRINCIPAL'S FUND - HS 41,025.94	-274.90	14,259.05	3,939.66	31,753.68	23,531.31	824.06	22,707.25
018	9301	MEDIA CENTER FUND 1,541.50	0.00	0.00	-13.00	-13.00	1,554.50	0.00	1,554.50
018	9302	SPECIAL FUNDRAISER - HS 35,766.18	0.00	0.00	0.00	5,856.81	29,909.37	0.00	29,909.37
018	9303	PERFORMING ARTS 119,250.01	8,732.00	81,841.75	7,131.91	41,689.11	159,402.65	3,588.67	155,813.98
018	9304	BUZZ 18,706.91	541.70	16,918.60	383.91	12,372.17	23,253.34	0.00	23,253.34
018	9305	FLEXIBLE CREDIT FUND 8,434.56	0.00	0.00	0.00	0.00	8,434.56	0.00	8,434.56

EFINANCEPLUS  
 DATE: 07/24/2023  
 TIME: 16:35:21  
 SELECTION CRITERIA : ALL

MEDINA CITY SCHOOLS  
 OH Cash Position Report

PAGE NUMBER: 6

ACCOUNTING PERIOD : 12/23

FUND	SCC	DESCRIPTION BEGIN BALANCE	MTD RECEIPTS	FYTD RECEIPTS	MTD EXPENDITURES	FYTD EXPENDITURES	CURRENT FUND BALANCE	CURRENT ENCUMBRANCE	UNENCUMBERED FUND BALANCE
<hr/>									
018	9306	FEED THE BEES 8,383.74	0.00	1,894.00	59.88	2,655.33	7,622.41	5,195.26	2,427.15
018	9307	MHS LOCAL GRANTS 0.00	274.90	3,169.90	0.00	3,095.05	74.85	0.00	74.85
018	9308	MHS HOPE SQUAD 0.00	0.00	3,796.00	271.81	2,579.84	1,216.16	0.00	1,216.16
018	9884	FACILITY RENTAL 82,567.82	0.00	2,827.00	0.00	0.00	85,394.82	0.00	85,394.82
018	9900	INSERVICE - CENTRAL 3,702.01	0.00	0.00	0.00	0.00	3,702.01	0.00	3,702.01
018	9901	PUBLIC SCH SUPPORT - INST 1,720.86	0.00	7,000.00	0.00	6,976.97	1,743.89	23.03	1,720.86
018	9902	INSERVICE - SUPER 11,224.52	0.00	0.00	0.00	0.00	11,224.52	0.00	11,224.52
018	9903	BOARD/STUDENT DEVELOPMENT 2,800.00	0.00	0.00	0.00	0.00	2,800.00	0.00	2,800.00
018	9904	WELLNESS FUND 502.00	0.00	0.00	0.00	0.00	502.00	0.00	502.00
018	9905	PUBLIC SCH SUPT/STUD SERV 51,248.39	0.00	0.00	0.00	0.00	51,248.39	0.00	51,248.39
018	9906	COMMUNICA-PUBLIC SCH SUP 660.90	0.00	570.00	0.00	555.00	675.90	0.00	675.90
018	9907	STEAM - SUMMER ENRICHMENT 15,145.56	0.00	-1,260.00	0.00	8,510.74	5,374.82	0.00	5,374.82
018	9908	GRANT US HOPE 0.00	12,167.65	12,167.65	317.00	12,484.65	-317.00	0.00	-317.00
018	9910	MAINTENANCE DEPARTMENT 3,902.36	0.00	0.00	0.00	0.00	3,902.36	0.00	3,902.36
018	9914	END OF YEAR 161.13	0.00	0.00	0.00	161.13	0.00	0.00	0.00
018	9915	BIKE TO SCHOOL 1,053.00	0.00	0.00	60.00	264.78	788.22	1,100.00	-311.78
018	9916	SPIRIT NIGHT 3,956.73	1,250.00	3,100.00	0.00	2,660.09	4,396.64	0.00	4,396.64
018	9917	HALL OF FAME 0.00	0.00	8,625.00	0.00	7,389.95	1,235.05	0.00	1,235.05
018	9918	SPOTLIGHT ON STUDENTS 0.00	210.98	4,100.98	0.00	3,284.45	816.53	0.00	816.53
018	9919	STUDENT ART SHOW 579.19	0.00	500.00	0.00	457.59	621.60	0.00	621.60

EFINANCEPLUS  
DATE: 07/24/2023  
TIME: 16:35:21  
SELECTION CRITERIA : ALL

MEDINA CITY SCHOOLS  
OH Cash Position Report

PAGE NUMBER: 7

ACCOUNTING PERIOD : 12/23

FUND	SCC	DESCRIPTION	BEGIN BALANCE	MTD RECEIPTS	FYTD RECEIPTS	MTD EXPENDITURES	FYTD EXPENDITURES	CURRENT FUND BALANCE	CURRENT ENCUMBRANCE	UNENCUMBERED FUND BALANCE
-----										
018	9920	TRSP FUND								
		1,514.98	0.00	0.00	0.00	0.00	1,514.98	0.00	1,514.98	
018	9922	AMERICAN HEART GRANT								
		1,000.00	0.00	0.00	0.00	0.00	1,000.00	0.00	1,000.00	
018	9930	RESOURCE CONNECTION								
		1,500.00	0.00	0.00	0.00	0.00	1,500.00	0.00	1,500.00	
-----										
Total For Fund 018:		929,134.64	23,106.33	287,709.61	5,916.84	294,101.30	922,742.95	85,374.41	837,368.54	
019	9000	ADAMH GRANT								
		6,041.00	0.00	0.00	0.00	5,801.00	240.00	0.00	240.00	
019	9018	LOWE'S LIGHT UP GA FY08								
		48.08	0.00	0.00	0.00	0.00	48.08	0.00	48.08	
019	9020	RIF PROGRAM GRANT - NO								
		400.73	0.00	0.00	0.00	0.00	400.73	0.00	400.73	
019	9021	JENNINGS - B - BRYNIARSKI								
		0.82	0.00	0.00	0.00	0.00	0.82	0.00	0.82	
019	9023	PUB EDU LEADERSHIP COM GT								
		0.01	0.00	0.00	0.00	0.00	0.01	0.00	0.01	
019	9029	M H J GRANT/ZAVESKY/FY09								
		6.82	0.00	0.00	0.00	0.00	6.82	0.00	6.82	
019	9030	PERF BASD ASSMENT GT FY10								
		79.76	0.00	0.00	0.00	0.00	79.76	0.00	79.76	
019	9031	PBA FY11								
		256.96	0.00	0.00	0.00	0.00	256.96	0.00	256.96	
019	9113	ACS-HACH CHEM GT - HAMMAN								
		96.34	0.00	0.00	0.00	0.00	96.34	0.00	96.34	
019	9121	ADAMH GRANT								
		40,888.00	0.00	0.00	161.00	483.00	40,405.00	0.00	40,405.00	
019	9180	PPG INNOV CLASSRM GT-NO								
		15.31	0.00	0.00	0.00	0.00	15.31	0.00	15.31	
019	9181	FIRST ENERGY GRANT								
		0.16	0.00	0.00	0.00	0.00	0.16	0.00	0.16	
019	9213	VIDEO CLUB GRANT - MHS								
		2.82	0.00	0.00	0.00	0.00	2.82	0.00	2.82	
019	9301	PPG GRANT - ROBOTICS								
		9.07	0.00	0.00	0.00	0.00	9.07	0.00	9.07	

EFINANCEPLUS  
 DATE: 07/24/2023  
 TIME: 16:35:21  
 SELECTION CRITERIA : ALL

MEDINA CITY SCHOOLS  
 OH Cash Position Report

PAGE NUMBER: 8

ACCOUNTING PERIOD : 12/23

FUND	SCC	DESCRIPTION	BEGIN	MTD RECEIPTS	FYTD RECEIPTS	MTD EXPENDITURES	FYTD EXPENDITURES	CURRENT FUND BALANCE	CURRENT ENCUMBRANCE	UNENCUMBERED FUND BALANCE
-----										
019	9313	JENNINGS - NOP - MILLER								
		13.86	0.00	0.00	0.00	0.00	13.86	0.00		13.86
019	9413	3M AND OTHER GRANT								
		152.03	0.00	0.00	0.00	0.00	152.03	0.00		152.03
019	9513	NEA STUDENT ACHIEVE GT								
		191.88	0.00	0.00	0.00	0.00	191.88	0.00		191.88
019	9715	FUEL UP - BLAKE								
		23.82	0.00	0.00	0.00	0.00	23.82	0.00		23.82
019	9920	M H J SUPPORT STUGGLING								
		1,000.00	0.00	0.00	0.00	0.00	1,000.00	0.00		1,000.00
-----										
Total For Fund	019:									
		49,227.47	0.00	0.00	161.00	6,284.00	42,943.47	0.00		42,943.47
-----										
020	9001	TRANSPORTATION ENTERPRISE								
		108,824.60	17,517.98	65,766.72	540.88	6,956.54	167,634.78	12,314.37		155,320.41
-----										
Total For Fund	020:									
		108,824.60	17,517.98	65,766.72	540.88	6,956.54	167,634.78	12,314.37		155,320.41
-----										
022	9000	UNCLAIMED FUNDS								
		61,140.72	5,361.86	5,420.97	0.00	66.11	66,495.58	4,933.89		61,561.69
022	9093	DIVERSION PROG ADAMHS BD								
		1,000.00	0.00	0.00	0.00	0.00	1,000.00	0.00		1,000.00
022	9094	DIVERSION PROG ADAMHS BD								
		1,000.00	0.00	0.00	0.00	0.00	1,000.00	0.00		1,000.00
022	9300	OH HS ATH ASSOC FUND								
		6,352.64	6,800.00	33,815.00	7,227.96	30,053.10	10,114.54	0.00		10,114.54
-----										
Total For Fund	022:									
		69,493.36	12,161.86	39,235.97	7,227.96	30,119.21	78,610.12	4,933.89		73,676.23
-----										
024	9001	MED AND DRUG/SELF INS								
		4,821,434.86	873,978.26	10,595,497.46	1,016,394.31	11,077,117.71	4,339,814.61	135,106.22		4,204,708.39

EFINANCEPLUS  
DATE: 07/24/2023  
TIME: 16:35:21  
SELECTION CRITERIA : ALL

MEDINA CITY SCHOOLS  
OH Cash Position Report

PAGE NUMBER: 9

ACCOUNTING PERIOD : 12/23

FUND	SCC	DESCRIPTION BEGIN BALANCE	MTD RECEIPTS	FYTD RECEIPTS	MTD EXPENDITURES	FYTD EXPENDITURES	CURRENT FUND BALANCE	CURRENT ENCUMBRANCE	UNENCUMBERED FUND BALANCE
024	9002	DENT SELF INS 557,229.96	62,552.17	756,553.19	3,534.30	624,901.63	688,881.52	73,484.27	615,397.25
024	9094	FLEX PRO 59,088.43	12,279.92	222,097.86	12,623.61	212,303.97	68,882.32	30,251.28	38,631.04
-----									
Total For Fund	024:	5,437,753.25	948,810.35	11,574,148.51	1,032,552.22	11,914,323.31	5,097,578.45	238,841.77	4,858,736.68
027	0000	WORK COMP-SELF INS 567,443.83	19,158.94	174,437.53	10,907.10	224,410.49	517,470.87	7,240.90	510,229.97
-----									
Total For Fund	027:	567,443.83	19,158.94	174,437.53	10,907.10	224,410.49	517,470.87	7,240.90	510,229.97
071	9013	SALES TAX P I 3,208,431.53	0.00	4,344,131.48	586,704.14	4,073,016.52	3,479,546.49	898,314.69	2,581,231.80
-----									
Total For Fund	071:	3,208,431.53	0.00	4,344,131.48	586,704.14	4,073,016.52	3,479,546.49	898,314.69	2,581,231.80
200	9110	GA STUD COUN/K-KIDS CLUB 643.63	2.36	19.27	38.34	128.34	534.56	221.66	312.90
200	9121	CN STUDENT COUNCIL 1,412.87	6.44	46.53	0.00	0.00	1,459.40	0.00	1,459.40
200	9134	FN STUDENT BUSINESS 9.68	0.04	0.30	0.00	0.00	9.98	0.00	9.98
200	9140	HE STUDENT COUNCIL 168.08	0.77	5.55	0.00	0.00	173.63	0.00	173.63
200	9184	NO STUDENT COUNCIL 53.79	0.24	1.78	0.00	0.00	55.57	0.00	55.57
200	9185	NO K-KIDS KIWANIS CLUB 11,029.73	53.66	1,826.60	0.00	709.03	12,147.30	0.00	12,147.30
200	9201	ROBOTICS CLUB CL 0.00	1.69	486.10	0.00	104.61	381.49	0.00	381.49

EFINANCEPLUS  
DATE: 07/24/2023  
TIME: 16:35:21  
SELECTION CRITERIA : ALL

MEDINA CITY SCHOOLS  
OH Cash Position Report

PAGE NUMBER: 10

ACCOUNTING PERIOD : 12/23

FUND	SCC	DESCRIPTION BEGIN BALANCE	MTD RECEIPTS	FYTD RECEIPTS	MTD EXPENDITURES	FYTD EXPENDITURES	CURRENT FUND BALANCE	CURRENT ENCUMBRANCE	UNENCUMBERED FUND BALANCE
<hr/>									
200	9202	CL STUDENT COUNCIL 5.03	13.20	3,397.74	268.39	414.21	2,988.56	85.79	2,902.77
200	9204	CL CHEERLEADERS 540.10	2.47	17.81	0.00	0.00	557.91	0.00	557.91
200	9205	CL BUILDERS CLUB 3,713.88	16.94	122.32	0.00	0.00	3,836.20	0.00	3,836.20
200	9209	CL DRAMA CLUB 28,899.56	148.22	11,283.28	289.00	6,630.92	33,551.92	0.00	33,551.92
200	9251	ROBOTICS CLUB RT 0.00	0.61	380.62	0.00	243.91	136.71	131.09	5.62
200	9253	RT BUILDERS' CLUB 4,502.75	29.69	3,054.96	0.00	835.83	6,721.88	1,164.17	5,557.71
200	9254	RT HONORS ACADEMY 6,057.24	31.91	3,280.01	416.60	2,115.33	7,221.92	0.00	7,221.92
200	9256	RT DRAMA CLUB 7,026.34	27.12	208.86	0.00	1,096.93	6,138.27	903.07	5,235.20
200	9258	RT STUD COUNCIL 5,014.40	25.87	1,220.76	100.05	378.74	5,856.42	1,121.26	4,735.16
200	9301	YG AMERICANS FOR FREEDOM 0.21	0.00	0.00	0.00	0.00	0.21	0.00	0.21
200	9302	ART CLUB 1,059.95	5.18	181.03	26.57	69.46	1,171.52	430.54	740.98
200	9303	CULTURAL EXPLORATION 202.58	0.92	6.68	0.00	0.00	209.26	0.00	209.26
200	9304	CAREER ASSOCIATION 0.37	0.00	0.00	0.00	0.00	0.37	0.00	0.37
200	9305	CHEMCLUB 2.18	0.01	0.09	0.00	0.00	2.27	0.00	2.27
200	9307	VOCAL 41,784.52	310.23	29,638.05	-16,028.95	20,436.48	50,986.09	1,149.81	49,836.28
200	9309	IMPROV CLUB 595.03	2.71	19.59	0.00	0.00	614.62	0.00	614.62
200	9310	D E P - NAT'L GERMAN HON 0.45	0.00	0.00	0.00	0.00	0.45	0.00	0.45
200	9312	DRAMA CLUB 20,825.24	92.72	16,188.01	3,271.33	16,022.78	20,990.47	1,244.16	19,746.31
200	9314	MEDINA OUTDOORS CLUB 490.95	2.09	91.79	0.00	109.69	473.05	0.00	473.05
200	9315	FELLOWSP OF CHRISTIAN ATH 347.42	1.59	11.45	0.00	0.00	358.87	0.00	358.87

EFINANCEPLUS  
 DATE: 07/24/2023  
 TIME: 16:35:21  
 SELECTION CRITERIA : ALL

MEDINA CITY SCHOOLS  
 OH Cash Position Report

PAGE NUMBER: 11

ACCOUNTING PERIOD : 12/23

FUND	SCC	DESCRIPTION BEGIN BALANCE	MTD RECEIPTS	FYTD RECEIPTS	MTD EXPENDITURES	FYTD EXPENDITURES	CURRENT FUND BALANCE	CURRENT ENCUMBRANCE	UNENCUMBERED FUND BALANCE
-----									
200	9318	GIRLS LEADERSHIP CLUB 7,257.16	33.12	239.76	0.00	0.00	7,496.92	0.00	7,496.92
200	9321	KEY CLUB 61,231.11	285.40	13,138.44	4,086.27	9,762.20	64,607.35	3,737.80	60,869.55
200	9323	MEDINAMITE 1,739.86	7.94	57.33	0.00	0.00	1,797.19	0.00	1,797.19
200	9324	MEDINIAN 67,292.37	328.31	7,622.21	0.00	592.75	74,321.83	0.00	74,321.83
200	9325	MHS BAND 14,589.44	104.14	15,993.57	4,165.90	7,007.23	23,575.78	7,085.30	16,490.48
200	9326	NATIONAL HONOR SOCIETY 15,640.89	73.00	3,550.61	0.00	2,666.33	16,525.17	833.67	15,691.50
200	9327	ORCHESTRA 34,907.27	206.16	12,434.47	219.24	671.33	46,670.41	2,328.67	44,341.74
200	9330	SCIENCE OLYMPIAD CLUB 2,161.67	12.56	1,800.65	0.00	1,119.19	2,843.13	1,030.81	1,812.32
200	9331	SKI CLUB 3.26	0.01	0.11	0.00	0.00	3.37	0.00	3.37
200	9332	SPANISH CLUB 15,310.79	66.23	3,329.45	955.50	3,647.04	14,993.20	0.00	14,993.20
200	9333	STUDENT COUNCIL 45,029.93	1,531.92	39,659.90	2,716.64	25,397.80	59,292.03	0.00	59,292.03
200	9335	LATIN CLUB 6,948.80	30.37	839.35	0.00	914.43	6,873.72	0.00	6,873.72
200	9336	FRENCH CLUB 255.53	1.48	1,161.63	8.49	1,079.88	337.28	0.00	337.28
200	9337	AMERICAN SIGN LANGUAGE 310.32	1.08	169.30	0.00	235.73	243.89	0.00	243.89
200	9339	SPEECH/DEBATE CLUB 19,594.79	56.95	13,244.01	129.30	19,947.21	12,891.59	8,579.44	4,312.15
200	9340	O.C.O.M. 511.38	3.11	1,025.93	64.50	834.21	703.10	0.00	703.10
200	9346	PENGUIN BOWL/NOSB 123.19	0.57	4.06	0.00	0.00	127.25	0.00	127.25
200	9350	TECHNOLOGY CLUB 105.34	1.87	2,331.23	0.00	2,011.99	424.58	0.00	424.58
200	9352	VIDEO CLUB - SR HI 6,529.22	1,063.70	1,272.95	0.00	174.42	7,627.75	0.00	7,627.75
200	9353	CHINESE CLUB 1,120.05	5.11	36.90	0.00	0.00	1,156.95	0.00	1,156.95

EFINANCEPLUS  
DATE: 07/24/2023  
TIME: 16:35:21  
SELECTION CRITERIA : ALL

MEDINA CITY SCHOOLS  
OH Cash Position Report

PAGE NUMBER: 12

ACCOUNTING PERIOD : 12/23

FUND	SCC	DESCRIPTION BEGIN BALANCE	MTD RECEIPTS	FYTD RECEIPTS	MTD EXPENDITURES	FYTD EXPENDITURES	CURRENT FUND BALANCE	CURRENT ENCUMBRANCE	UNENCUMBERED FUND BALANCE
200	9355	GENDER AND SEXUALITY ALLI 1,234.21	3.42	81.79	0.00	541.26	774.74	0.00	774.74
200	9380	V O F T 17,883.01	77.03	556.12	0.00	1,000.00	17,439.13	0.00	17,439.13
200	9420	CLASS OF 2020 216.10	0.00	0.00	0.00	216.10	0.00	0.00	0.00
200	9421	CLASS OF 2021 907.04	0.00	0.00	0.00	904.41	2.63	0.00	2.63
200	9422	CLASS OF 2022 1,057.40	0.00	0.93	0.00	924.49	133.84	0.00	133.84
200	9423	CLASS OF 2023 6,616.25	10.07	161.58	212.43	4,498.81	2,279.02	0.00	2,279.02
200	9424	CLASS OF 2024 2,788.35	210.78	51,036.65	214.99	48,894.25	4,930.75	215.00	4,715.75
200	9425	CLASS OF 2025 2,106.49	18.16	3,930.56	0.00	1,926.00	4,111.05	0.00	4,111.05
200	9426	CLASS OF 2026 0.00	8.39	3,861.51	0.00	1,963.08	1,898.43	0.00	1,898.43
200	9999	STUD ACTIV FD WAGES/BENE 0.01	0.00	0.00	0.00	0.00	0.01	0.00	0.01
<hr/>									
Total For Fund	200:	467,857.21	4,917.56	249,030.18	1,154.59	186,226.40	530,660.99	30,262.24	500,398.75
300	0000	ATHLETIC FUND 157,003.05	0.00	0.00	0.00	157,003.05	0.00	0.00	0.00
300	3000	ATHLETIC FUND -277,730.68	0.00	532,198.46	36,730.97	453,843.65	-199,375.87	23,438.85	-222,814.72
300	3001	ATHLETICS OTH 123,950.07	30,763.90	212,126.80	0.00	123,950.07	212,126.80	0.00	212,126.80
300	3003	ATH BOYS BB 30,863.89	0.00	26,852.28	0.00	30,863.89	26,852.28	0.00	26,852.28
300	3004	ATH GIRLS BB 13,055.97	0.00	14,076.98	0.00	13,055.97	14,076.98	0.00	14,076.98
300	3007	ATH BOYS CC 11,055.00	900.00	18,265.00	0.00	11,055.00	18,265.00	0.00	18,265.00
300	3008	ATH HS FOOTBALL 125,716.25	0.00	119,549.46	0.00	125,716.25	119,549.46	0.00	119,549.46

EFINANCEPLUS  
DATE: 07/24/2023  
TIME: 16:35:21  
SELECTION CRITERIA : ALL

MEDINA CITY SCHOOLS  
OH Cash Position Report

PAGE NUMBER: 13

ACCOUNTING PERIOD : 12/23

FUND	SCC	DESCRIPTION BEGIN BALANCE	MTD RECEIPTS	FYTD RECEIPTS	MTD EXPENDITURES	FYTD EXPENDITURES	CURRENT FUND BALANCE	CURRENT ENCUMBRANCE	UNENCUMBERED FUND BALANCE
-----									
300	3010	ATH SOCCER 138.00	0.00	717.00	0.00	138.00	717.00	0.00	717.00
300	3012	ATH BOYS SOCCER 13,861.00	0.00	9,865.29	0.00	13,861.00	9,865.29	0.00	9,865.29
300	3013	ATH GIRLS SOCCER 15,377.38	0.00	12,215.92	0.00	15,377.38	12,215.92	0.00	12,215.92
300	3015	ATH BOYS TRACK 8,160.96	250.00	4,450.00	0.00	8,160.96	4,450.00	0.00	4,450.00
300	3016	ATH GIRLS TRACK 1,525.00	0.00	7,316.00	0.00	1,525.00	7,316.00	0.00	7,316.00
300	3017	ATH GIRLS VBALL 12,874.16	0.00	12,433.94	0.00	12,874.16	12,433.94	0.00	12,433.94
300	3018	ATH WRESTLING 2,987.02	0.00	31,069.37	0.00	2,987.02	31,069.37	0.00	31,069.37
300	3019	ATH BOYS LACROSSE 6,417.99	0.00	9,435.86	0.00	6,417.99	9,435.86	0.00	9,435.86
300	3020	ATH GIRLS LACROSSE 6,565.99	0.00	3,290.88	0.00	6,565.99	3,290.88	0.00	3,290.88
300	3021	ATH BOYS SWIMMING 1,318.37	0.00	4,319.96	0.00	1,318.37	4,319.96	0.00	4,319.96
300	3022	ATH GIRLS SWIMMING 1,083.36	0.00	0.00	0.00	1,083.36	0.00	0.00	0.00
300	9110	GARFIELD FIELD TRIPS 5,572.62	330.00	1,903.00	564.85	3,133.65	4,341.97	0.00	4,341.97
300	9120	CANAVAN FIELD TRIP -387.37	663.74	4,779.84	1,051.45	4,870.27	-477.80	0.00	-477.80
300	9121	WORLD WATCHER'S CLUB 7,362.04	0.00	0.00	0.00	0.00	7,362.04	0.00	7,362.04
300	9130	FENN FIELD TRIPS 0.00	605.00	6,288.00	2,380.57	6,123.00	165.00	375.00	-210.00
300	9140	HERITAGE FIELD TRIPS 117.71	0.00	5,785.24	2,109.24	5,628.64	274.31	139.00	135.31
300	9160	BLAKE FIELD TRIPS 448.58	0.00	5,919.00	2,598.84	7,606.39	-1,238.81	0.00	-1,238.81
300	9170	WAITE FIELD TRIPS 0.00	0.00	8,733.00	402.00	8,094.00	639.00	0.00	639.00
300	9180	NORTHROP FIELD TRIPS 1,034.16	621.00	7,033.50	2,143.68	6,659.55	1,408.11	1,206.52	201.59
300	9201	CL BAND FUND 20,500.64	0.00	7,484.00	1,147.61	16,532.13	11,452.51	800.00	10,652.51

ACCOUNTING PERIOD : 12/23

# MEDINA CITY SCHOOLS

## OH Cash Position Report

PAGE NUMBER: 14

FUND	SCC	DESCRIPTION	MTD	FYTD	MTD	FYTD	CURRENT	CURRENT	UNENCUMBERED
		BEGIN BALANCE	RECEIPTS	RECEIPTS	EXPENDITURES	EXPENDITURES	FUND BALANCE	ENCUMBRANCE	FUND BALANCE
300	9202	CL ORCHESTRA FD. 258.00	0.00	0.00	0.00	0.00	258.00	0.00	258.00
300	9203	CL LIBRARY 370.00	0.00	0.00	0.00	0.00	370.00	0.00	370.00
300	9204	CL CHOIR FUND 634.10	0.00	0.00	0.00	0.00	634.10	0.00	634.10
300	9208	DC AND OTHER TRIPS 0.00	-1,781.00	96,313.50	576.00	95,249.00	1,064.50	284.00	780.50
300	9250	RT BAND FUND 10,526.73	0.00	7,330.30	1,493.56	8,471.70	9,385.33	220.00	9,165.33
300	9251	RT ORCHESTRA FUND 1,246.65	0.00	0.00	0.00	0.00	1,246.65	0.00	1,246.65
300	9252	RT CHOIR FUND 3,270.15	0.00	0.00	0.00	0.00	3,270.15	0.00	3,270.15
300	9253	RT BEEHIVE 1,758.78	0.00	929.95	189.00	629.27	2,059.46	26.07	2,033.39
300	9254	ZEN DEN RT 0.00	0.00	1,345.25	138.09	690.55	654.70	1,564.16	-909.46
300	9258	RT DIST SUPER ACTIV -392.50	0.00	119,714.34	4,900.00	119,197.84	124.00	3,580.00	-3,456.00
300	9301	BOWLING CLUB 5,269.00	0.00	0.00	0.00	5,269.00	0.00	0.00	0.00
300	9302	MENS VOLLEYBALL 3,708.17	0.00	8,102.00	2,000.00	6,330.00	5,480.17	1,120.00	4,360.17
300	9303	HUDDLE/SHUDDLE 1,134.87	16.00	2,316.00	533.34	3,450.24	0.63	0.00	0.63
300	9304	LINK CREW 3,302.64	0.00	3,282.00	0.00	3,461.24	3,123.40	0.00	3,123.40
300	9313	MUSICAL 29,116.42	80.00	17,372.89	780.25	25,053.43	21,435.88	2,469.47	18,966.41
300	9325	MHS BAND TRIP 7,171.20	0.00	0.00	0.00	0.00	7,171.20	0.00	7,171.20
300	9334	BEEHIVE CAFE 18,567.45	0.00	0.00	107.92	403.50	18,163.95	0.00	18,163.95
300	9390	GLOBAL TRIPS 460.00	0.00	3,905.00	0.00	3,990.00	375.00	0.00	375.00
300	9410	SPARKLE CHEERLEADING 1,873.21	0.00	4,832.00	0.00	1,845.01	4,860.20	500.00	4,360.20

ACCOUNTING PERIOD : 12/23

## MEDINA CITY SCHOOLS OH Cash Position Report

PAGE NUMBER: 15

FUND	SCC	DESCRIPTION	BEGIN	MTD	FYTD	MTD	FYTD	CURRENT	CURRENT	UNENCUMBERED
		BALANCE	RECEIPTS	RECEIPTS	EXPENDITURES	EXPENDITURES	FUND	BALANCE	ENCUMBRANCE	FUND
<hr/>										
Total	For Fund	300:								
		377,146.03	32,448.64	1,331,552.01	59,847.37	1,318,485.52	390,212.52	35,723.07		354,489.45
<hr/>										
401	9012	ST FRANCIS AUX SERVICES								
		57,580.59	0.00	157.13	0.00	57,737.72	0.00	0.00		0.00
401	9013	ST FRANCIS AUX SERVICES								
		0.00	353.71	370,065.43	79,471.33	289,994.87	80,070.56	21,561.33		58,509.23
401	9017	AUX ST FRANCIS								
		37.41	0.00	0.00	0.00	0.00	37.41	0.00		37.41
401	9022	NURTURY AUX SERVICES								
		10,356.31	0.00	32.05	0.00	10,388.36	0.00	0.00		0.00
401	9023	NURTURY AUX SERVICES								
		0.00	76.62	20,029.65	2,177.46	2,684.35	17,345.30	1,772.20		15,573.10
401	9027	AUX FUNDS NURTURY								
		72.90	0.00	0.00	0.00	0.00	72.90	0.00		72.90
401	9032	MCA AUX SERVICES								
		26,269.50	0.00	76.45	0.00	26,345.95	0.00	0.00		0.00
401	9033	MCA AUX SERVICES								
		0.00	168.02	455,583.94	37,604.77	417,549.20	38,034.74	11,648.92		26,385.82
401	9066	SM WONDERS								
		1,644.12	0.00	0.00	0.00	0.00	1,644.12	0.00		1,644.12
<hr/>										
Total	For Fund	401:								
		95,960.83	598.35	845,944.65	119,253.56	804,700.45	137,205.03	34,982.45		102,222.58
<hr/>										
432	9097	MANAGE INFO SYS								
		0.80	0.00	0.00	0.00	0.00	0.80	0.00		0.80
<hr/>										
Total	For Fund	432:								
		0.80	0.00	0.00	0.00	0.00	0.80	0.00		0.80
<hr/>										
450	9008	SCHOOLNET PLUS FY2008								
		1.00	0.00	0.00	0.00	0.00	1.00	0.00		1.00

EFINANCEPLUS  
DATE: 07/24/2023  
TIME: 16:35:21  
SELECTION CRITERIA : ALL

MEDINA CITY SCHOOLS  
OH Cash Position Report

PAGE NUMBER: 16

ACCOUNTING PERIOD : 12/23

FUND	SCC	DESCRIPTION	BEGIN BALANCE	MTD RECEIPTS	FYTD RECEIPTS	MTD EXPENDITURES	FYTD EXPENDITURES	FUND CURRENT BALANCE	CURRENT ENCUMBRANCE	UNENCUMBERED FUND BALANCE
-----										
Total For Fund	450:		1.00	0.00	0.00	0.00	0.00	1.00	0.00	1.00
451	9012	CONNECTIVITY	6,582.50	0.00	19,800.00	0.00	0.00	26,382.50	0.00	26,382.50
-----										
Total For Fund	451:		6,582.50	0.00	19,800.00	0.00	0.00	26,382.50	0.00	26,382.50
452	9008	SCHOOLNET PD FY08	66.15	0.00	0.00	0.00	0.00	66.15	0.00	66.15
-----										
Total For Fund	452:		66.15	0.00	0.00	0.00	0.00	66.15	0.00	66.15
467	9021	STUD WELLNESS AND SUCCESS	71,712.61	0.00	0.00	-28,039.59	71,094.12	618.49	0.00	618.49
-----										
Total For Fund	467:		71,712.61	0.00	0.00	-28,039.59	71,094.12	618.49	0.00	618.49
499	9012	INTERN PSYCH FY12	45.81	0.00	0.00	0.00	0.00	45.81	0.00	45.81
499	9013	INTERN PSYCH FY13	39.97	0.00	0.00	0.00	0.00	39.97	0.00	39.97
499	9019	SCHOOL SAFETY	16,617.54	0.00	0.00	0.00	6,531.13	10,086.41	0.00	10,086.41
499	9024	LOCAL GOV INNOVATION FUND	7,750.00	0.00	0.00	0.00	0.00	7,750.00	0.00	7,750.00
499	9039	INTERN PSYCH GRANT FY09	2.20	0.00	0.00	0.00	0.00	2.20	0.00	2.20
499	9112	E-TECH BLENDED LEARNING	321.71	0.00	0.00	0.00	0.00	321.71	0.00	321.71

EFINANCEPLUS  
 DATE: 07/24/2023  
 TIME: 16:35:21  
 SELECTION CRITERIA : ALL

MEDINA CITY SCHOOLS  
 OH Cash Position Report

PAGE NUMBER: 17

ACCOUNTING PERIOD : 12/23

FUND	SCC	DESCRIPTION	BEGIN BALANCE	MTD RECEIPTS	FYTD RECEIPTS	MTD EXPENDITURES	FYTD EXPENDITURES	CURRENT FUND BALANCE	CURRENT ENCUMBRANCE	UNENCUMBERED FUND BALANCE
<hr/>										
Total For Fund	499:									
		24,777.23	0.00	0.00	0.00	6,531.13	18,246.10	0.00		18,246.10
506	9014	RES ED GRANT								
		950.00	0.00	0.00	0.00	0.00	950.00	0.00		950.00
<hr/>										
Total For Fund	506:									
		950.00	0.00	0.00	0.00	0.00	950.00	0.00		950.00
507	9022	ARP ESSER								
		0.00	1,015,100.00	1,179,888.43	72,058.26	1,179,880.04	8.39	933,571.18		-933,562.79
507	9121	ESSER II								
		-279.43	557,855.16	600,725.46	29,536.90	596,550.44	3,895.59	45,750.00		-41,854.41
507	9222	ARP ESSER HOMELESS								
		0.00	0.00	16,402.00	0.00	16,402.36	-0.36	0.00		-0.36
<hr/>										
Total For Fund	507:									
		-279.43	1,572,955.16	1,797,015.89	101,595.16	1,792,832.84	3,903.62	979,321.18		-975,417.56
516	9015	TITLE VI-B								
		2,690.82	0.00	0.00	0.00	0.00	2,690.82	0.00		2,690.82
516	9016	TITLE VI-B								
		229.90	0.00	0.00	0.00	0.00	229.90	0.00		229.90
516	9021	TITLE VI-B								
		4.85	0.00	0.00	0.00	0.00	4.85	0.00		4.85
516	9022	TITLE VI-B								
		0.00	0.00	242,398.37	-18,662.19	242,398.37	0.00	0.00		0.00
516	9023	TITLE VI-B								
		0.00	1,134,500.10	1,520,607.17	239,249.67	1,415,792.37	104,814.80	10,379.00		94,435.80
516	9122	ARP IDEA								
		0.00	0.00	1,335.12	-132,257.89	1,335.12	0.00	0.00		0.00
516	9123	APR IDEA								
		0.00	277,639.70	366,545.24	132,257.89	302,403.13	64,142.11	0.00		64,142.11

EFINANCEPLUS  
 DATE: 07/24/2023  
 TIME: 16:35:21  
 SELECTION CRITERIA : ALL

MEDINA CITY SCHOOLS  
 OH Cash Position Report

PAGE NUMBER: 18

ACCOUNTING PERIOD : 12/23

FUND	SCC	DESCRIPTION	BEGIN BALANCE	MTD RECEIPTS	FYTD RECEIPTS	MTD EXPENDITURES	FYTD EXPENDITURES	CURRENT FUND BALANCE	CURRENT ENCUMBRANCE	UNENCUMBERED FUND BALANCE
<hr/>										
Total For Fund	516:									
		2,925.57	1,412,139.80	2,130,885.90	220,587.48	1,961,928.99	171,882.48	10,379.00	161,503.48	
<hr/>										
551	9120	TITLE III LEP 2,792.08	0.00	0.00	0.00	0.00	2,792.08	0.00	2,792.08	
551	9122	TITLE III LEP -220.00	0.00	7,842.15	5,978.59	6,900.10	722.05	0.00	722.05	
551	9123	TITLE III LEP 0.00	1,902.47	1,902.47	1,902.47	1,902.47	0.00	2,097.53	-2,097.53	
<hr/>										
Total For Fund	551:									
		2,572.08	1,902.47	9,744.62	7,881.06	8,802.57	3,514.13	2,097.53	1,416.60	
<hr/>										
572	9022	TITLE I 0.00	0.00	97,204.52	14,671.82	97,204.52	0.00	0.00	0.00	
572	9023	TITLE I 0.00	125,611.32	536,329.50	85,552.95	496,566.86	39,762.64	245.17	39,517.47	
572	9116	TITLE I-D 2.83	0.00	0.00	0.00	0.00	2.83	0.00	2.83	
572	9121	TITLE I-D -417.64	0.00	0.00	0.00	0.00	-417.64	0.00	-417.64	
572	9122	TITLE I-D 417.64	0.00	82,290.68	1,509.80	82,635.69	72.63	0.00	72.63	
572	9123	TITLE I-D 0.00	10,592.91	35,659.71	11,807.23	36,893.90	-1,234.19	8,502.47	-9,736.66	
572	9222	TITLE I EOEC -15,690.39	0.00	15,690.39	0.00	0.00	0.00	0.00	0.00	
<hr/>										
Total For Fund	572:									
		-15,687.56	136,204.23	767,174.80	113,541.80	713,300.97	38,186.27	8,747.64	29,438.63	
<hr/>										
584	9022	TITLE IV-A -861.90	0.00	22,591.16	1,481.49	21,729.26	0.00	0.00	0.00	

EFINANCEPLUS  
 DATE: 07/24/2023  
 TIME: 16:35:21  
 SELECTION CRITERIA : ALL

MEDINA CITY SCHOOLS  
 OH Cash Position Report

PAGE NUMBER: 19

ACCOUNTING PERIOD : 12/23

FUND	SCC	DESCRIPTION	BEGIN BALANCE	MTD RECEIPTS	FYTD RECEIPTS	MTD EXPENDITURES	FYTD EXPENDITURES	CURRENT FUND BALANCE	CURRENT ENCUMBRANCE	UNENCUMBERED FUND BALANCE
584	9023	TITLE IV-A 0.00		39,001.12	56,558.56	2,451.64	53,194.03	3,364.53	8,272.66	-4,908.13
Total For Fund 584:			-861.90	39,001.12	79,149.72	3,933.13	74,923.29	3,364.53	8,272.66	-4,908.13
587	9021	EARLY CHILDHOOD 0.00		0.00	0.00	-200.31	0.00	0.00	0.00	0.00
587	9022	EARLY CHILDHOOD 0.00		0.00	5,980.58	-2,347.01	5,980.58	0.00	0.00	0.00
587	9023	EARLY CHILDHOOD 0.00		26,270.50	45,824.27	8,704.06	40,629.45	5,194.82	485.36	4,709.46
587	9123	ARP IDEA EARLY ED 0.00		0.00	2,867.20	0.00	2,867.20	0.00	3,132.80	-3,132.80
Total For Fund 587:			0.00	26,270.50	54,672.05	6,156.74	49,477.23	5,194.82	3,618.16	1,576.66
590	9022	TITLE II-A 0.00		0.00	52,077.40	-710.63	53,635.54	-1,558.14	0.00	-1,558.14
590	9023	TITLE II-A 0.00		45,648.76	122,812.70	20,804.16	124,674.06	-1,861.36	13,638.31	-15,499.67
Total For Fund 590:			0.00	45,648.76	174,890.10	20,093.53	178,309.60	-3,419.50	13,638.31	-17,057.81
599	9022	NSLP EQUIP ASSIST 0.00		0.00	108,688.64	-18,691.26	108,349.29	339.35	0.00	339.35
599	9023	OFCC SAFETY/SECURITY 0.00		0.00	550,000.00	0.00	397,478.52	152,521.48	0.00	152,521.48
Total For Fund 599:			0.00	0.00	658,688.64	-18,691.26	505,827.81	152,860.83	0.00	152,860.83

EFINANCEPLUS  
DATE: 07/24/2023  
TIME: 16:35:21  
SELECTION CRITERIA : ALL

MEDINA CITY SCHOOLS  
OH Cash Position Report

ACCOUNTING PERIOD : 12/23

FUND	SCC	DESCRIPTION	MTD	FYTD	MTD	FYTD	CURRENT	CURRENT	UNENCUMBERED
		BEGIN	RECEIPTS	RECEIPTS	EXPENDITURES	EXPENDITURES	FUND	ENCUMBRANCE	FUND
		BALANCE					BALANCE		BALANCE
<hr/>									
GRAND	TOTALS:	67,753,269.09	7,275,805.81	117,532,693.37	13,825,225.99	126,205,351.83	59,080,610.63	4,173,848.90	54,906,761.73

EFINANCEPLUS  
DATE: 07/24/2023  
TIME: 16:35:21  
SELECTION CRITERIA : ALL

MEDINA CITY SCHOOLS  
OH Cash Position Report

PAGE NUMBER: 21

ACCOUNTING PERIOD : 12/23

FUND	SCC	DESCRIPTION BEGIN BALANCE	MTD RECEIPTS	FYTD RECEIPTS	MTD EXPENDITURES	FYTD EXPENDITURES	CURRENT FUND BALANCE	CURRENT ENCUMBRANCE	UNENCUMBERED FUND BALANCE
001		31,219,516.68	2,080,996.76	74,666,451.54	10,035,550.46	80,690,825.53	25,195,142.69	806,384.62	24,388,758.07
002		3,731,713.08	424,607.31	6,269,259.73	1,250.00	6,310,903.98	3,690,068.83	0.00	3,690,068.83
003		473,785.05	50,000.00	180,000.00	2,550.00	56,058.22	597,726.83	826,758.45	-229,031.62
006		1,141,851.51	107,327.25	2,766,855.08	214,893.57	2,626,536.53	1,282,170.06	68,612.18	1,213,557.88
007		48,716.42	-2,324.86	20,399.04	21,500.00	22,000.00	47,115.46	0.00	47,115.46
008		724,007.48	90,261.25	91,622.26	30,800.00	30,800.00	784,829.74	0.00	784,829.74
009		154,039.38	742.50	304,923.14	96,497.25	279,495.97	179,466.55	47,926.06	131,540.49
014		795,546.60	231,353.55	1,505,543.64	160,132.33	1,561,074.23	740,016.01	1,182.80	738,833.21
016		18,060,061.09	0.00	7,123,660.56	1,010,728.67	10,406,005.08	14,777,716.57	48,922.52	14,728,794.05
018		929,134.64	23,106.33	287,709.61	5,916.84	294,101.30	922,742.95	85,374.41	837,368.54
019		49,227.47	0.00	0.00	161.00	6,284.00	42,943.47	0.00	42,943.47
020		108,824.60	17,517.98	65,766.72	540.88	6,956.54	167,634.78	12,314.37	155,320.41
022		69,493.36	12,161.86	39,235.97	7,227.96	30,119.21	78,610.12	4,933.89	73,676.23
024		5,437,753.25	948,810.35	11,574,148.51	1,032,552.22	11,914,323.31	5,097,578.45	238,841.77	4,858,736.68

EFINANCEPLUS  
DATE: 07/24/2023  
TIME: 16:35:21  
SELECTION CRITERIA : ALL

MEDINA CITY SCHOOLS  
OH Cash Position Report

PAGE NUMBER: 22

ACCOUNTING PERIOD : 12/23

FUND	SCC	DESCRIPTION BEGIN BALANCE	MTD RECEIPTS	FYTD RECEIPTS	MTD EXPENDITURES	FYTD EXPENDITURES	CURRENT FUND BALANCE	CURRENT ENCUMBRANCE	UNENCUMBERED FUND BALANCE
027		567,443.83	19,158.94	174,437.53	10,907.10	224,410.49	517,470.87	7,240.90	510,229.97
071		3,208,431.53	0.00	4,344,131.48	586,704.14	4,073,016.52	3,479,546.49	898,314.69	2,581,231.80
200		467,857.21	4,917.56	249,030.18	1,154.59	186,226.40	530,660.99	30,262.24	500,398.75
300		377,146.03	32,448.64	1,331,552.01	59,847.37	1,318,485.52	390,212.52	35,723.07	354,489.45
401		95,960.83	598.35	845,944.65	119,253.56	804,700.45	137,205.03	34,982.45	102,222.58
432		0.80	0.00	0.00	0.00	0.00	0.80	0.00	0.80
450		1.00	0.00	0.00	0.00	0.00	1.00	0.00	1.00
451		6,582.50	0.00	19,800.00	0.00	0.00	26,382.50	0.00	26,382.50
452		66.15	0.00	0.00	0.00	0.00	66.15	0.00	66.15
467		71,712.61	0.00	0.00	-28,039.59	71,094.12	618.49	0.00	618.49
499		24,777.23	0.00	0.00	0.00	6,531.13	18,246.10	0.00	18,246.10
506		950.00	0.00	0.00	0.00	0.00	950.00	0.00	950.00
507		-279.43	1,572,955.16	1,797,015.89	101,595.16	1,792,832.84	3,903.62	979,321.18	-975,417.56
516		2,925.57	1,412,139.80	2,130,885.90	220,587.48	1,961,928.99	171,882.48	10,379.00	161,503.48

EFINANCEPLUS  
DATE: 07/24/2023  
TIME: 16:35:21  
SELECTION CRITERIA : ALL

MEDINA CITY SCHOOLS  
OH Cash Position Report

PAGE NUMBER: 23

ACCOUNTING PERIOD : 12/23

FUND	SCC	DESCRIPTION BEGIN BALANCE	MTD RECEIPTS	FYTD RECEIPTS	MTD EXPENDITURES	FYTD EXPENDITURES	CURRENT FUND BALANCE	CURRENT ENCUMBRANCE	UNENCUMBERED FUND BALANCE
551		2,572.08	1,902.47	9,744.62	7,881.06	8,802.57	3,514.13	2,097.53	1,416.60
572		-15,687.56	136,204.23	767,174.80	113,541.80	713,300.97	38,186.27	8,747.64	29,438.63
584		-861.90	39,001.12	79,149.72	3,933.13	74,923.29	3,364.53	8,272.66	-4,908.13
587		0.00	26,270.50	54,672.05	6,156.74	49,477.23	5,194.82	3,618.16	1,576.66
590		0.00	45,648.76	174,890.10	20,093.53	178,309.60	-3,419.50	13,638.31	-17,057.81
599		0.00	0.00	658,688.64	-18,691.26	505,827.81	152,860.83	0.00	152,860.83
GRAND TOTALS:		67,753,269.09	7,275,805.81	117,532,693.37	13,825,225.99	126,205,351.83	59,080,610.63	4,173,848.90	54,906,761.73

# Medina City Schools Check Register For June 2023

7/24/23

4:45 PM

Check Date	Check Number	Vendor Name	Transaction Amount
06/01/2023	V749853	ARBITERPAY TRUST ACCOUNT	\$350.00
06/01/2023	V750091	MEMO - HUNTINGTON NAT'L BANK	\$10,332.00
06/01/2023	V750094	MEMO - MEDICAL MUTUAL	\$71,216.19
<b>06/01/2023 - Total</b>			<b>\$81,898.19</b>
06/02/2023	749813	CENTRAL COLLECTION AGENCY	\$56.39
06/02/2023	749814	CITY OF AKRON	\$176.88
06/02/2023	749815	CITY OF BRUNSWICK	\$112.61
06/02/2023	749816	CITY OF LAKEWOOD	\$236.23
06/02/2023	749817	F.C.P.E	\$143.00
06/02/2023	749818	KIDS FIRST	\$12.00
06/02/2023	749819	MEDINA MUNICIPAL COURT	\$779.41
06/02/2023	749820	OAPSE	\$4,566.60
06/02/2023	749821	KEITH L RUCINSKI, CHAPTER 13 TRSTEE	\$1,638.00
06/02/2023	749822	OHIO EDUCATION ASSOCIATION	\$360.49
06/02/2023	749823	PEOPLE QUALIFIED COMMITTEE	\$23.12
06/02/2023	749824	R.I.T.A.	\$27,852.01
06/02/2023	V748768	OHIO DEPT OF ED - MEMO CK	\$69,777.30
06/02/2023	V749797	MEMO-FLEXSAVE	\$12,279.92
06/02/2023	V749798	MEDINA CITY SCHOOLS FOUNDATION	\$69.00
06/02/2023	V749799	MEMO - SERS - BOARD	\$61,532.92
06/02/2023	V749800	MEMO - STRS - BOARD	\$260,367.22
06/02/2023	V749801	MEMO -EFTPS - TAXES	\$265,987.83
06/02/2023	V749802	MEMO -MEDINA CITY SCHOOLS	\$469,328.36
06/02/2023	V749803	MEMO MET LIFE INSURANCE	\$5,007.96
06/02/2023	V749804	MEMO --S E R S - EMPLOYEE	\$44,451.49
06/02/2023	V749805	MEMO --S T R S - EMPLOYEE	\$272,193.98
06/02/2023	V749806	OHIO BUSINESS GATEWAY	\$53,791.02
06/02/2023	V749807	OHIO CHILD SUPPORT PAYMENT CENTRAL	\$235.38
06/02/2023	V749808	MEMO - OMNI	\$46,188.97
06/02/2023	V749809	SCHOOL DISTRICT INCOME TAX	\$1,798.55
06/02/2023	V749810	TRUSTMARK VOLUNTARY BENEFITS	\$1,913.04
06/02/2023	V749811	UNITED WAY MEDINA & SUMMIT CO	\$140.74
06/02/2023	V749812	WORKERS COMP MEMO	\$6,484.51

# Medina City Schools

## Check Register For

### June 2023

7/24/23

4:45 PM

Check Date	Check Number	Vendor Name	Transaction Amount
06/02/2023	V750269	MEMO MET LIFE INSURANCE	\$21.16
06/02/2023	V751187	MEMO - A&M ENDEAVORS LLC	\$35.00
<b>06/02/2023 - Total</b>			<b>\$1,607,561.09</b>
06/05/2023	V750095	MEMO - MEDICAL MUTUAL	\$80,773.22
<b>06/05/2023 - Total</b>			<b>\$80,773.22</b>
06/09/2023	V750283	MEMO-CAPITAL ONE	\$37,062.38
<b>06/09/2023 - Total</b>			<b>\$37,062.38</b>
06/12/2023	V749852	GORDON FOOD SERVICE	\$27,613.80
06/12/2023	V750093	MEMO - MEDICAL MUTUAL	\$296,829.44
<b>06/12/2023 - Total</b>			<b>\$324,443.24</b>
06/14/2023	748770	ABIGAIL CONWAY	\$538.55
06/14/2023	748771	ALEXANDER LEMKE	\$1,077.09
06/14/2023	748772	MICHELLE HUFF	\$538.55
06/14/2023	748773	ASHLEY CSEPE	\$1,077.09
06/14/2023	748774	BALAMURUGAN LAE CHIMANAN	\$538.55
06/14/2023	748775	BRETT GEBHART	\$538.55
06/14/2023	748776	BRIANNA & DAVID FUNK	\$1,077.09
06/14/2023	748777	CHANCEY MONTANG	\$1,077.09
06/14/2023	748778	CHRISTINE BRETTHAUER	\$1,077.09
06/14/2023	748779	DAVID TUCK	\$538.55
06/14/2023	748780	JACKIE WILAND	\$538.55
06/14/2023	748781	JEANNE MERCHANT	\$538.55
06/14/2023	748782	JESSICA BUNETTA	\$538.55
06/14/2023	748783	KATIE AMICO	\$538.55
06/14/2023	748784	KRYSTLE KASBERG	\$538.55
06/14/2023	748785	KURTIS TYLER FORSTNER	\$538.55
06/14/2023	748786	LAURA HARTSEL	\$1,077.09
06/14/2023	748787	MARYANN & JONATHAN SIEFKER	\$538.55
06/14/2023	748788	MEHMET ERAY TULAY	\$538.55
06/14/2023	748789	NATHAN MATUSZEWSKI	\$538.55
06/14/2023	748790	NICHOLAS & MELLISA HUGHES	\$538.55
06/14/2023	748791	RUDOLF & NICOLE PILNY	\$538.55
06/14/2023	748792	SANDRA OR LLOYD ROSS	\$538.55

# Medina City Schools

## Check Register For

### June 2023

7/24/23

4:45 PM

Check Date	Check Number	Vendor Name	Transaction Amount
06/14/2023	748793	SARA & LOUIS RAGONE	\$1,077.09
06/14/2023	748794	STEVEN MOORE	\$1,077.09
06/14/2023	748795	SUMMER HASTINGS	\$538.55
06/14/2023	748796	TONYA BEACH FULLER	\$1,077.09
06/14/2023	748797	AARON SWIHART	\$500.00
06/14/2023	748798	AIDAN BRANDT	\$750.00
06/14/2023	748799	ALEXANDRA DAVIS-ROMINE	\$500.00
06/14/2023	748800	ALLISON CUSTER	\$500.00
06/14/2023	748801	AMELIA CASSIDY	\$500.00
06/14/2023	748802	AMELIA CASSIDY	\$500.00
06/14/2023	748803	ANDREW FALKOSKY	\$500.00
06/14/2023	748804	ANDREW SUPERS	\$1,000.00
06/14/2023	748805	BRADLEY OTT	\$750.00
06/14/2023	748806	CAMERON HOUGH	\$750.00
06/14/2023	748807	CARLOS CORCHADO	\$1,000.00
06/14/2023	748808	CARLY RAMUNNI	\$1,000.00
06/14/2023	748809	CELIA JECKEL	\$1,000.00
06/14/2023	748810	CHANDLER LOOMIS	\$1,000.00
06/14/2023	748811	CHRIS SMITH	\$1,000.00
06/14/2023	748812	COLIN BARBERIC	\$500.00
06/14/2023	748813	COLIN MURPHY	\$750.00
06/14/2023	748814	DELANEY O'DEAR	\$1,000.00
06/14/2023	748815	DYLAN O'DEAR	\$750.00
06/14/2023	748816	ELLA PICKENS	\$750.00
06/14/2023	748817	ETHAN MARDOVIN	\$750.00
06/14/2023	748818	EVE CHESTER	\$1,000.00
06/14/2023	748819	FAITH RAWLINS	\$250.00
06/14/2023	748820	GRACE BRANDT	\$750.00
06/14/2023	748821	GRACE JURON	\$1,000.00
06/14/2023	748822	GRIFFIN PAY	\$550.00
06/14/2023	748823	HAYDEN BUNN	\$750.00
06/14/2023	748824	JACLYN DACEY	\$1,000.00
06/14/2023	748825	JOSEPH DESARIO	\$375.00

# Medina City Schools

## Check Register For

### June 2023

7/24/23

4:45 PM

Check Date	Check Number	Vendor Name	Transaction Amount
06/14/2023	748826	JOSEPH STORM	\$1,000.00
06/14/2023	748827	KADEN CASAL	\$1,000.00
06/14/2023	748828	KARLEY KARBAN	\$750.00
06/14/2023	748829	KATE STUMP	\$750.00
06/14/2023	748830	KATHRYN VANOVER	\$1,000.00
06/14/2023	748831	KELSEY LINARD	\$1,000.00
06/14/2023	748832	KENDALL MARPLE	\$750.00
06/14/2023	748833	LOGAN ROBINSON	\$750.00
06/14/2023	748834	LUCY O'CULL	\$750.00
06/14/2023	748835	MACY MAXWORTHY	\$1,000.00
06/14/2023	748836	MADELYN KING	\$1,000.00
06/14/2023	748837	MAKENNA WHITE	\$750.00
06/14/2023	748838	MAKENZIE SCHELLENBERGER	\$500.00
06/14/2023	748839	MARINA PRENTISS	\$1,000.00
06/14/2023	748840	MARISSA LAWRY	\$1,000.00
06/14/2023	748841	MARK HALSTEAD	\$1,000.00
06/14/2023	748842	MARYL NIELEN	\$1,000.00
06/14/2023	748843	MAXWELL ANDRICH	\$1,000.00
06/14/2023	748844	MELISSA WALICK	\$750.00
06/14/2023	748845	MYLIE ROBERTS	\$1,000.00
06/14/2023	748846	NATALIE PLYMALE	\$1,000.00
06/14/2023	748847	NATHAN LENTZ	\$1,000.00
06/14/2023	748848	NICK CABACUNGAN	\$1,000.00
06/14/2023	748849	NICOLE RAWLINS	\$1,000.00
06/14/2023	748850	NINA ALACHNIEWICZ	\$750.00
06/14/2023	748851	OTTO WEIGHT	\$750.00
06/14/2023	748852	PARIS PASADYN	\$1,000.00
06/14/2023	748853	PAUL CECCOLI	\$1,500.00
06/14/2023	748854	PAUL J. DESARIO	\$375.00
06/14/2023	748855	PAVAN KAUR	\$1,000.00
06/14/2023	748856	PEYTON COOK	\$750.00
06/14/2023	748857	ROBERT RAWLINS	\$1,000.00
06/14/2023	748858	RYAN BROD	\$1,000.00

# Medina City Schools

## Check Register For

### June 2023

7/24/23

4:45 PM

Check Date	Check Number	Vendor Name	Transaction Amount
06/14/2023	748859	SALIAUNA WASHINGTON	\$1,000.00
06/14/2023	748860	SARA SVENSON	\$1,000.00
06/14/2023	748861	STEVEN MARDAVICH	\$750.00
06/14/2023	748862	TAYLOR HEINTZ	\$750.00
06/14/2023	748863	THOMAS FUREY	\$750.00
06/14/2023	748864	TRENTON STREBEL	\$1,000.00
06/14/2023	748865	TYLAR SAMPSON	\$1,000.00
06/14/2023	748866	VICTOR STEIRER	\$750.00
<b>06/14/2023 - Total</b>			<b>\$77,687.71</b>
06/15/2023	749961	ABC FIRE INC	\$3,563.45
06/15/2023	749962	ADVANCE AUTO PARTS	\$313.76
06/15/2023	749963	AKRON BEARING COMPANY INC.	\$1,145.52
06/15/2023	749964	AKRON CHILDRENS HOSPITAL	\$46,743.22
06/15/2023	749965	APPLE INC.	\$699.00
06/15/2023	749966	APPLIED INDUSTRIAL TECHNOLOGIES	\$158.48
06/15/2023	749967	ARMSTRONG UTILITIES INC.	\$870.30
06/15/2023	749968	ATTORNEYS MEDIATION SERVICES, LLC	\$10,525.00
06/15/2023	749969	AUDITOR OF STATE'S OFFICE	\$922.50
06/15/2023	749970	BARKER FAMILY ENTERTAINMENT	\$350.00
06/15/2023	749971	BASA	\$700.00
06/15/2023	749972	BELLEFAIRE JEWISH CHILDREN'S	\$9,285.60
06/15/2023	749973	BEREA-MIDPARK HIGH SCHOOL	\$350.00
06/15/2023	749974	BOARDMAN BOOSTER CLUB, INC.	\$180.00
06/15/2023	749975	BREAKOUT EDU	\$99.00
06/15/2023	749976	WED CORPORATION	\$2,576.50
06/15/2023	749977	BRUMBAUGH-HERRICK INC.	\$2,725.00
06/15/2023	749978	BUEHLER'S FRESH FOODS	\$14.68
06/15/2023	749979	BRIGHAM YOUNG UNIVERSITY	\$1,325.00
06/15/2023	749980	CARISSA PATTON YOUNG	\$250.00
06/15/2023	749981	CAROLINA BIOLOGICAL SUPPLY CO.	\$373.41
06/15/2023	749982	CATHARINE M FAFRAK	\$150.00
06/15/2023	749983	CFL VENDING MACHINE REPAIR LLC	\$75.00
06/15/2023	749984	CHRISTOPHER HOWELLS	\$2,000.00

# Medina City Schools

## Check Register For

### June 2023

7/24/23

4:45 PM

Check Date	Check Number	Vendor Name	Transaction Amount
06/15/2023	749985	CITY OF MEDINA (WATER DEPT.)	\$15,006.97
06/15/2023	749986	CLAIRE MICHELLE BRILL	\$1,250.25
06/15/2023	749987	CLEVELAND CLINIC ATWORK	\$2,325.00
06/15/2023	749988	CLEVELAND PLUMBING SUPPLY CO.	\$29.04
06/15/2023	749989	CODEMONKEY STUDIOS	\$1,475.00
06/15/2023	749990	COLLEGE BOARD	\$59,779.00
06/15/2023	749991	COLUMBIA GAS OF OHIO INC	\$49.15
06/15/2023	749992	DEMCO INC	\$217.77
06/15/2023	749993	DISCOVERY EDUCATION INC	\$1,395.00
06/15/2023	749994	DOMINICS PIZZA & JO JO'S BAR	\$518.37
06/15/2023	749995	JENNIFER SLAIGHT	\$390.00
06/15/2023	749996	EDUCATIONAL SERVICE CENTER OF NE OH	\$47,592.00
06/15/2023	749997	EFSTRATIOS HLIATZOS	\$250.00
06/15/2023	749998	EJLIJAH ROSS FERNSTRUM	\$2,610.00
06/15/2023	749999	MEDINA COUNTY BOARD OF EDUCATION	\$187.36
06/15/2023	750000	EVAN-MOOR EDUCATIONAL PUBLISHERS	\$96.91
06/15/2023	750001	FEDERAL EXPRESS CORP	\$48.70
06/15/2023	750002	FRAZIER BEHAVIORAL HEALTH	\$2,040.00
06/15/2023	750003	GIONINO'S PIZZERIA	\$533.34
06/15/2023	750004	GORDON FOOD SERVICE	\$433.91
06/15/2023	750005	GRAINGER SUPPLY CO	\$1,197.77
06/15/2023	750006	GREAT LAKES BIOMEDICAL LLC	\$161.00
06/15/2023	750007	GRIZZLY AUTO & TIRE	\$540.88
06/15/2023	750008	HEALTHCARE BILLING SERVICES	\$3,460.92
06/15/2023	750009	LITERACY RESOURCES LLC	\$99.00
06/15/2023	750010	GREENWOOD PUBLISHING GROUP, LLC.	\$758.20
06/15/2023	750011	HERSHEY CREAMERY CO	\$369.46
06/15/2023	750012	HIGHLAND LOCAL SCHOOLS	\$200.00
06/15/2023	750013	IMMIX MARKETING	\$2,125.00
06/15/2023	750014	INNOVATIVE SOLUTIONS DISTRIBUTION	\$2,145.00
06/15/2023	750015	JOSTENS INC	\$1,469.44
06/15/2023	750016	JW PEPPER & SON, INC.	\$1,277.80
06/15/2023	750017	KAREN PLATZ	\$340.00

# Medina City Schools

## Check Register For

### June 2023

7/24/23

4:45 PM

Check Date	Check Number	Vendor Name	Transaction Amount
06/15/2023	750018	KIEFER EQUIPMENT CO	\$146.95
06/15/2023	750019	KINGS III EMERGENCY COMMUNICATIONS	\$274.19
06/15/2023	750020	LEARNING A-Z, LLC	\$234.00
06/15/2023	750021	LEARNWELL	\$2,394.00
06/15/2023	750022	LINDSAY KEAN	\$3,145.00
06/15/2023	750023	LUKE BRILL	\$1,300.00
06/15/2023	750024	MACK'S INC.	\$272.00
06/15/2023	750025	MCGRAW HILL LLC (USE#208134)	\$9,434.58
06/15/2023	750027	MCS FOOD SERVICE DEPT.	\$3,764.34
06/15/2023	750030	MEDINA CITY SCHOOLS	\$50,680.31
06/15/2023	750031	MEDINA CITY SCHOOLS - BUSINESS DEPT	\$974.16
06/15/2023	750032	MEDINA COMMUNITY RECREATION	\$1,255.00
06/15/2023	750033	MEDINA COUNTY CAREER CENTER	\$1,096.00
06/15/2023	750034	MEDINA COUNTY SANITARY	\$13,727.62
06/15/2023	750035	MEDINA FARMERS EXCHANGE CO INC	\$591.57
06/15/2023	750036	MEDINA GLASS COMPANY	\$59.95
06/15/2023	750037	MEDINA HARDWARE INC	\$131.42
06/15/2023	750038	MICHELLE HUFF	\$538.55
06/15/2023	750039	MIDWEST ENVIRONMENTAL, INC.	\$7,000.00
06/15/2023	750040	MINUTEMAN PRESS	\$191.26
06/15/2023	750041	MONTVILLE POLICE DEPARTMENT	\$278.00
06/15/2023	750042	MORGAN AMEND	\$450.00
06/15/2023	750043	NATIONAL SCIENCE TEACHING ASSOC.	\$251.96
06/15/2023	750044	NORTHEAST OHIO NETWORK FOR TEC.	\$18,124.81
06/15/2023	750045	ALFRED NICKLES BAKERY INC	\$32.80
06/15/2023	750046	OHIO DEPARTMENT OF COMMERCE	\$1,006.75
06/15/2023	750047	OHIO EDISON COMPANY	\$50,194.36
06/15/2023	750048	OHIO SCHOOLS COUNCIL	\$12,286.00
06/15/2023	750049	OPTIMA INC.	\$183.66
06/15/2023	750050	OTC BRANDS INC	\$47.55
06/15/2023	750051	PAR CODE SYMBOLOGY INC	\$399.00
06/15/2023	750052	PATRICIA ELAINE STONE	\$150.00
06/15/2023	750053	PERFECTION LEARNING CORP.	\$820.74

# Medina City Schools

## Check Register For

### June 2023

7/24/23

4:45 PM

Check Date	Check Number	Vendor Name	Transaction Amount
06/15/2023	750054	PEYTON COOK	\$750.00
06/15/2023	750055	PLAYGROUND EQUIPMENT SERVICES	\$10,189.00
06/15/2023	750056	R.I.T.A.	\$437.50
06/15/2023	750057	ROJEN COMPANY	\$794.45
06/15/2023	750058	RUMPKE OF OHIO INC	\$1,244.81
06/15/2023	750059	SALEM CITY SCHOOL DISTRICT	\$225.00
06/15/2023	750060	SC STRATEGIC SOLUTIONS LLC	\$1,321.10
06/15/2023	750061	SCANTRON CORPORATION	\$288.67
06/15/2023	750062	SCOTT SCRIVEN LLP	\$21,619.10
06/15/2023	750063	SHERWIN WILLIAMS COMPANY	\$315.13
06/15/2023	750064	SMITH BROTHERS INC.	\$108.00
06/15/2023	750065	SPORTSPLEX RENTALS	\$8,525.25
06/15/2023	750066	STAPLES INC	\$215.19
06/15/2023	750067	STEARNS VIOLINS INC.	\$2,560.46
06/15/2023	750068	STERLING FARM EQUIPMENT	\$171.84
06/15/2023	750069	STERLING PAPER CO	\$140.04
06/15/2023	750070	STORYBOARD THAT	\$107.88
06/15/2023	750071	STRS OHIO	\$25.00
06/15/2023	750072	SUBURBAN SCHOOL TRANSPORTATION	\$97,761.35
06/15/2023	750073	THE BANK OF NEW YORK MELLON	\$1,250.00
06/15/2023	750074	TOUCHPROS, LLC.	\$1,500.00
06/15/2023	750075	TRACY BROWN	\$310.00
06/15/2023	750076	TRECA DIGITAL ACADEMY	\$17,198.86
06/15/2023	750077	UNITED RENTALS (N AMERICA) INC	\$200.00
06/15/2023	750078	VALERIE PURTILO	\$1,260.00
06/15/2023	750079	VALORE'S TRUCK PAINTING & BODY CO.	\$9,385.97
06/15/2023	750080	VASCO ASPHALT COMPANY	\$95,745.00
06/15/2023	750081	VERIZON WIRELESS	\$85.39
06/15/2023	750082	VSA INC	\$500.00
06/15/2023	750083	WELLINGTON IMPLEMENT CO. INC.	\$69.00
06/15/2023	750084	WILLIAM H SADLIER INC.	\$7,150.04
06/15/2023	750085	WOLFF BROS. SUPPLY INC.	\$1,175.53
06/15/2023	750086	WOODRIDGE LOCAL SCHOOLS	\$220.00

# Medina City Schools

## Check Register For

### June 2023

7/24/23

4:45 PM

Check Date	Check Number	Vendor Name	Transaction Amount
06/15/2023	750087	WORLD RISK MANAGEMENT	\$3,148.00
06/15/2023	750088	WRAPAROUND EXPERTS, LLC	\$5,166.25
06/15/2023	750089	XEROX FINANCIAL SERV. (USE V#208148	\$11,517.00
06/15/2023	750090	ZANER-BLOSER INC	\$741.84
06/15/2023	V749855	CINTAS CORPORATION (V-CARD)	\$1,214.91
06/15/2023	V749856	GARDINER SERVICE COMPANY (V-CARD)	\$21,135.80
06/15/2023	V749857	POINT SPRING & DRIVESHAFT (V-CARD)	\$820.24
06/15/2023	V749858	ROBERT J. VERNAK (V-CARD)	\$177.00
06/15/2023	V749859	SIMPLE SOLUTIONS LEARNING (V-CARD)	\$10,960.00
06/15/2023	V749860	TK ELEVATOR CORP. (V-CARD)	\$572.05
06/15/2023	V749861	ABC THERAPY, LTD	\$35,482.75
06/15/2023	V749862	ACHIEVEMENT ADVANTAGE	\$3,300.00
06/15/2023	V749863	AIRGAS USA LLC	\$160.04
06/15/2023	V749864	ALAN T ROLAND	\$150.00
06/15/2023	V749870	AMAZON.COM	\$21,060.15
06/15/2023	V749871	ANTHONY BELSITO	\$985.00
06/15/2023	V749872	ALLISON C AUKERMAN	\$185.00
06/15/2023	V749873	BATTELLE FOR KIDS	\$4,500.00
06/15/2023	V749874	DEBORAH DAWN BLASCAK	\$39.30
06/15/2023	V749875	BLICK ART MATERIALS LLC	\$3,655.33
06/15/2023	V749876	BLUUM OF TEXAS, LLC	\$4,238.00
06/15/2023	V749877	NEW DAIRY HOLDCO, LLC.	\$754.28
06/15/2023	V749878	ANDREW L BRENNER	\$55.94
06/15/2023	V749879	BRIDGET CHYLIK	\$190.00
06/15/2023	V749880	AMY LYNN BUSBY	\$153.27
06/15/2023	V749881	CARDINAL BUS SALES & SERV INC	\$1,020.56
06/15/2023	V749882	CDWG	\$9,291.78
06/15/2023	V749883	CENTERRA CO-OP	\$23,929.05
06/15/2023	V749884	CHRISTIA MATTEY	\$2,829.00
06/15/2023	V749885	CHRISTIAN CHILDREN'S HOME OF OHIO	\$4,000.00
06/15/2023	V749886	CLEVELAND CLINIC CENTER	\$31,218.40
06/15/2023	V749887	COUNS. CNTR OF WAYNE & HOLMES CTY.	\$39,624.65
06/15/2023	V749888	CROSS THREAD SOLUTIONS LLC	\$208.20

# Medina City Schools

## Check Register For

### June 2023

7/24/23

4:45 PM

Check Date	Check Number	Vendor Name	Transaction Amount
06/15/2023	V749889	CCT FINANCIAL	\$1,359.16
06/15/2023	V749890	DEX IMAGING LLC	\$5,000.00
06/15/2023	V749891	RONALD A DOUGLAS	\$11.45
06/15/2023	V749892	EASY GRAPHICS CORP	\$47,259.00
06/15/2023	V749893	TIFFANY IRENE EMERSON-KOSMAN	\$52.47
06/15/2023	V749894	ENNIS BRITTON CO LPA	\$60.00
06/15/2023	V749895	ENTERPRISE FM TRUST	\$27,129.17
06/15/2023	V749896	ESC OF MEDINA COUNTY	\$10,042.50
06/15/2023	V749897	FANNING/HOWEY ASSOCIATES INC.	\$2,550.00
06/15/2023	V749898	GABRIELE KNAFLICH	\$1,280.00
06/15/2023	V749899	GOODWILL INDUSTRIES AKRON INC	\$2,403.75
06/15/2023	V749900	MARCIE R HENNING	\$96.22
06/15/2023	V749901	HOUGHTON MIFFLIN HARCOURT	\$4,517.85
06/15/2023	V749902	SHELLY A JANSEN	\$73.89
06/15/2023	V749903	JESSICA WYATT	\$83.84
06/15/2023	V749904	JOHNSON CONTROLS INC.	\$3,543.87
06/15/2023	V749905	LAKESHORE LEARNING MATERIALS, LLC	\$3,348.86
06/15/2023	V749906	LLA THERAPY, LLC.	\$37,436.50
06/15/2023	V749907	LEXIA LEARNING SYSTEMS LLC	\$399.00
06/15/2023	V749908	KARON ROSE LIPPINCOTT	\$67.33
06/15/2023	V749909	LORI S KELLY	\$4,185.00
06/15/2023	V749910	MCMASTER-CARR SUPPLY COMPANY	\$96.09
06/15/2023	V749911	MICHAEL L WESNER	\$2,659.39
06/15/2023	V749912	ANGELA LYNN MORMAN	\$18.02
06/15/2023	V749913	MUSIC AND ARTS	\$4,291.25
06/15/2023	V749914	ALEXANDRA H MUSSELMAN	\$955.50
06/15/2023	V749915	NASSP	\$95.00
06/15/2023	V749916	NAVIGATE360, LLC	\$9,000.00
06/15/2023	V749917	NEW STORY SCHOOLS OF OHIO	\$8,033.50
06/15/2023	V749918	ORLO AUTO PARTS INC	\$357.84
06/15/2023	V749919	P & A ADMINISTRATIVE SERVICES	\$763.30
06/15/2023	V749920	PAYSCHOOLS	\$60.00
06/15/2023	V749921	NICOLE MARIE PEPPEARD	\$373.62

# Medina City Schools

## Check Register For

### June 2023

7/24/23

4:45 PM

Check Date	Check Number	Vendor Name	Transaction Amount
06/15/2023	V749922	PETERS KALAIL & MARKAKIS CO	\$3,183.98
06/15/2023	V749923	POWERSCHOOL HOLDINGS LLC	\$1,920.10
06/15/2023	V749924	PSI AFFILIATES INC.	\$14,431.47
06/15/2023	V749925	QUADIENT LEASING USA, INC.	\$937.35
06/15/2023	V749926	QUENCH USA, INC.	\$59.95
06/15/2023	V749927	QUILL CORPORATION	\$701.24
06/15/2023	V749928	REINHARDT SUPPLY COMPANY	\$4,679.30
06/15/2023	V749929	RENAISSANCE LEARNING INC	\$89,553.33
06/15/2023	V749930	AARON J SABLE	\$869.84
06/15/2023	V749931	SCHOOL DATEBOOKS	\$731.29
06/15/2023	V749932	SCHOOL NURSE SUPPLY INC.	\$1,533.50
06/15/2023	V749933	SCHOOL SPECIALTY, LLC.	\$193.91
06/15/2023	V749934	TAMERA M SEMANCIK	\$19.00
06/15/2023	V749935	SENDERO THERAPIES INC.	\$66,399.54
06/15/2023	V749936	SHELLEY A. MACK	\$805.00
06/15/2023	V749937	SPORTSWORLD	\$576.92
06/15/2023	V749938	STANTON'S SHEET MUSIC INC	\$396.65
06/15/2023	V749939	SARAH E STEVENS	\$8.49
06/15/2023	V749940	STRAY DOG STRENGTH	\$25,000.00
06/15/2023	V749941	SUMMIT COUNTY ESC	\$18,563.76
06/15/2023	V749942	TRACI N SWANTEK	\$136.24
06/15/2023	V749943	NICHOLE JANINE SZYDLO	\$6,135.00
06/15/2023	V749944	TALBERT'S COMMERCIAL PRODUCTS	\$732.33
06/15/2023	V749945	HAYDEN CHANDLER TALLEY	\$17.03
06/15/2023	V749946	TECHNOLOGY ENGINEERING GROUP, LLC	\$4,707.50
06/15/2023	V749947	ELISA TEDONA	\$331.17
06/15/2023	V749948	TOTAL EDUCATION SOLUTIONS, INC.	\$6,020.70
06/15/2023	V749949	TIMBERS-KOVAR COMPANY	\$382.00
06/15/2023	V749950	TREE MAINTENANCE SERVICE INC	\$1,200.00
06/15/2023	V749951	JENNIFER MARIE ULMER	\$18.61
06/15/2023	V749952	UNITED ART & EDUCATION, INC	\$525.39
06/15/2023	V749953	US AWARDS INC	\$152.34
06/15/2023	V749954	USA CUSTOM APPAREL LLC	\$1,466.50

# Medina City Schools Check Register For June 2023

7/24/23

4:45 PM

Check Date	Check Number	Vendor Name	Transaction Amount
06/15/2023	V749955	USA MOBILE DRUG TESTING	\$146.00
06/15/2023	V749956	VINCENT LIGHTING SYSTEMS CO	\$3,718.00
06/15/2023	V749957	WEST MUSIC COMPANY INC	\$68.92
06/15/2023	V749958	WHITE HOUSE ARTESIAN SPRINGS	\$96.00
06/15/2023	V749959	CHAD MICHAEL WILSON	\$45.26
06/15/2023	V750096	SERS - MEMO	\$27,744.01
<b>06/15/2023 - Total</b>			<b>\$1,404,348.53</b>
06/16/2023	749840	CENTRAL COLLECTION AGENCY	\$55.76
06/16/2023	749841	CITY OF AKRON	\$155.32
06/16/2023	749842	CITY OF BRUNSWICK	\$117.64
06/16/2023	749843	F.C.P.E	\$143.00
06/16/2023	749844	KIDS FIRST	\$12.00
06/16/2023	749845	MEDINA MUNICIPAL COURT	\$779.41
06/16/2023	749846	OAPSE	\$4,526.24
06/16/2023	749847	KEITH L RUCINSKI, CHAPTER 13 TRSTEE	\$1,638.00
06/16/2023	749848	OHIO EDUCATION ASSOCIATION	\$360.49
06/16/2023	749849	PEOPLE QUALIFIED COMMITTEE	\$23.12
06/16/2023	749850	R.I.T.A.	\$27,836.40
06/16/2023	V748769	OHIO DEPT OF ED - MEMO CK	\$69,835.93
06/16/2023	V749825	MEDINA CITY SCHOOLS FOUNDATION	\$69.00
06/16/2023	V749826	MEDINA CITY TEACHERS ASSOC	\$38,589.10
06/16/2023	V749827	MEMO - SERS - BOARD	\$63,752.42
06/16/2023	V749828	MEMO - STRS - BOARD	\$256,046.17
06/16/2023	V749829	MEMO -EFTPS - TAXES	\$271,003.34
06/16/2023	V749830	MEMO -MEDINA CITY SCHOOLS	\$469,966.57
06/16/2023	V749831	MEMO --S E R S - EMPLOYEE	\$46,034.84
06/16/2023	V749832	MEMO --S T R S - EMPLOYEE	\$267,855.88
06/16/2023	V749833	OHIO BUSINESS GATEWAY	\$54,166.45
06/16/2023	V749834	OHIO CHILD SUPPORT PAYMENT CENTRAL	\$1,474.49
06/16/2023	V749835	MEMO - OMNI	\$46,348.97
06/16/2023	V749836	SCHOOL DISTRICT INCOME TAX	\$1,718.40
06/16/2023	V749837	TRUSTMARK VOLUNTARY BENEFITS	\$1,827.35
06/16/2023	V749838	UNITED WAY MEDINA & SUMMIT CO	\$140.74

# Medina City Schools

## Check Register For

### June 2023

7/24/23

4:45 PM

Check Date	Check Number	Vendor Name	Transaction Amount
06/16/2023	V749839	WORKERS COMP MEMO	\$6,384.03
<b>06/16/2023 - Total</b>			<b>\$1,630,861.06</b>
06/20/2023	V750092	MEMO - MEDICAL MUTUAL	\$136,406.69
<b>06/20/2023 - Total</b>			<b>\$136,406.69</b>
06/21/2023	750132	ADVANCE AUTO PARTS	\$51.80
06/21/2023	750133	AG-PRO OHIO LLC	\$315.48
06/21/2023	750134	AIMEE OR JOEL ECKSTINE	\$30.50
06/21/2023	750135	AKRON CHILDRENS HOSPITAL	\$32,316.00
06/21/2023	750136	ALICIA LYNETTE PHILLIPS	\$20.00
06/21/2023	750137	ALICIA TEREPA	\$9.81
06/21/2023	750138	ALLISON ALLEN	\$25.00
06/21/2023	750139	ALYSON ALBER	\$20.00
06/21/2023	750140	AMANDA HABERNY	\$25.00
06/21/2023	750141	AMANDA SUPELAK	\$95.00
06/21/2023	750142	AMANDA WHYNOTT	\$110.00
06/21/2023	750143	ANGELA KOVACS	\$31.50
06/21/2023	750144	ANTHONY FLOWER	\$17.25
06/21/2023	750145	ARMSTRONG UTILITIES INC.	\$157.94
06/21/2023	750146	ASCA	\$189.00
06/21/2023	750147	BETHANY LISA BONITZ	\$20.00
06/21/2023	750148	BRANDY COUGHENOUR	\$21.00
06/21/2023	750149	BRIDGETTE REICHWEIN	\$25.00
06/21/2023	750150	BRITTANY BALLACHINO	\$25.00
06/21/2023	750151	BUEHLER'S FRESH FOODS	\$38.99
06/21/2023	750152	CARLA NAJAR	\$10.90
06/21/2023	750153	CARMEN YOUNG	\$25.00
06/21/2023	750154	CARRIE ANN SIMS	\$25.00
06/21/2023	750155	CATHERINE STAHNKE	\$20.00
06/21/2023	750156	CHARIS FODGT-WHIGHAM	\$25.00
06/21/2023	750157	CHARLES OLEY	\$20.00
06/21/2023	750158	CHRISTINA SPEARS	\$20.00
06/21/2023	750159	CHRISTINE MARKIEWITZ	\$24.00
06/21/2023	750160	CLEVELAND CLINIC ATWORK	\$90.00

# Medina City Schools

## Check Register For

### June 2023

7/24/23

4:45 PM

Check Date	Check Number	Vendor Name	Transaction Amount
06/21/2023	750161	CLEVELAND PLUMBING SUPPLY CO.	\$33.55
06/21/2023	750162	COLUMBIA GAS OF OHIO INC	\$5,926.41
06/21/2023	750163	CRISTINA USINSKI	\$25.00
06/21/2023	750164	CROWN TROPHY OF MEDINA	\$1,254.75
06/21/2023	750165	DANELLE FOGLE	\$24.65
06/21/2023	750166	DANIELLE BAKER	\$20.00
06/21/2023	750167	DANIELLE BUDZEK	\$25.00
06/21/2023	750168	DAVID & LISA BECK	\$9.00
06/21/2023	750169	DAWN BUXBAUM	\$31.95
06/21/2023	750170	DEANN WALLICK	\$25.00
06/21/2023	750171	DEBORAH STACKPOOLE	\$25.00
06/21/2023	750172	DELL MARKETING LP	\$4,373.91
06/21/2023	750173	DEMARLO DELATTE	\$25.00
06/21/2023	750174	DEMCO INC	\$215.01
06/21/2023	750175	DENISE HOFER	\$25.00
06/21/2023	750176	DEVON DRYER	\$25.00
06/21/2023	750177	DIANA SCUDDER SCHOOL OF DANCE	\$240.00
06/21/2023	750178	DORINA THORNBERRY	\$20.00
06/21/2023	750179	EDUCATIONAL SERVICE CENTER OF NE OH	\$55,020.00
06/21/2023	750180	EMILY KUPEC	\$20.00
06/21/2023	750181	ERIN HAYES	\$25.00
06/21/2023	750182	FRAZIER BEHAVIORAL HEALTH	\$797.50
06/21/2023	750183	GLORIA ROSA RIVERA	\$25.00
06/21/2023	750184	HARCOURT OUTLINES INC.	\$173.00
06/21/2023	750185	HEATHER CASTILLO	\$25.00
06/21/2023	750186	HEATHER MILLER	\$20.00
06/21/2023	750187	HOME DEPOT CREDIT SERVICES	\$197.52
06/21/2023	750188	HOUSE OF FLOWERS BOUTIQUE	\$209.50
06/21/2023	750189	IGNITE DANCE STUDIO	\$100.00
06/21/2023	750190	IRINA SCHROEDER	\$117.00
06/21/2023	750191	JAMIE SHARP	\$25.00
06/21/2023	750192	JEFFREY LONDRICO	\$25.00
06/21/2023	750193	JENINE TANNER	\$20.00

# Medina City Schools

## Check Register For

### June 2023

7/24/23

4:45 PM

Check Date	Check Number	Vendor Name	Transaction Amount
06/21/2023	750194	JENNA NORTON	\$3.25
06/21/2023	750195	JENNIFER FITZGERALD	\$25.00
06/21/2023	750196	JENNIFER GRAY	\$25.00
06/21/2023	750197	JENNIFER SVEC	\$20.00
06/21/2023	750198	JENNY NAIDA	\$25.00
06/21/2023	750199	JILL ZEAGER	\$5.40
06/21/2023	750200	JOLIE REHNER	\$20.00
06/21/2023	750201	JOSEPH PARENTE	\$2.30
06/21/2023	750202	JULIE M. JONES	\$330.00
06/21/2023	750203	JULIE STROMBERG	\$80.00
06/21/2023	750204	JULIE YANMAZ	\$165.00
06/21/2023	750205	JUSTIN HADAM	\$25.00
06/21/2023	750206	JW PEPPER & SON, INC.	\$46.99
06/21/2023	750207	KELLI MUCHOWSKI	\$20.00
06/21/2023	750208	KELLIE JOHNS	\$25.00
06/21/2023	750209	KENNETH GILLESPIE	\$98.45
06/21/2023	750210	KERRI VANO	\$59.45
06/21/2023	750211	KIM SANTAVICCA	\$128.50
06/21/2023	750212	KIMBERLY ANN GALLAGHER	\$25.00
06/21/2023	750213	KRISTEN DAWSON	\$25.00
06/21/2023	750214	KRYSTAL MARKER	\$25.00
06/21/2023	750215	LANA MCCARTNEY	\$23.10
06/21/2023	750216	LATISHA MARTIN	\$20.00
06/21/2023	750217	LAURA DEMARCO	\$25.00
06/21/2023	750218	LAURA FUGE	\$20.00
06/21/2023	750219	LAURA RAY	\$2.50
06/21/2023	750220	LESLIE ADAMS CRAIN	\$25.00
06/21/2023	750221	LISA FERRARI	\$25.00
06/21/2023	750222	LORI LAURENCE	\$25.00
06/21/2023	750223	MACKIN BOOK COMPANY	\$538.32
06/21/2023	750224	MARK GRUENWALD	\$20.00
06/21/2023	750225	MARTIN ZARAGOZA	\$25.00
06/21/2023	750226	MCS FOOD SERVICE DEPT.	\$683.96

# Medina City Schools

## Check Register For

### June 2023

7/24/23

4:45 PM

Check Date	Check Number	Vendor Name	Transaction Amount
06/21/2023	750227	MEDINA CITY SCHOOLS	\$1,818.77
06/21/2023	750228	MEDINA COUNTY TREASURER	\$9.40
06/21/2023	750229	MEDINA FARMERS EXCHANGE CO INC	\$195.28
06/21/2023	750230	MEDINA HARDWARE INC	\$126.60
06/21/2023	750231	MEGHAN OWINGS	\$25.00
06/21/2023	750232	MELISSA GENCY	\$20.00
06/21/2023	750233	MELISSA VEIN	\$25.00
06/21/2023	750234	MICHAEL MCCLINTOCK	\$25.00
06/21/2023	750235	MICHELLE MARZANO	\$25.00
06/21/2023	750236	MICHELLE SCHIRMER	\$20.00
06/21/2023	750237	MYESHA CUNNINGHAM	\$20.00
06/21/2023	750238	NATASHA BRANHAM	\$25.00
06/21/2023	750239	NORTHEAST OHIO NETWORK FOR TEC.	\$10,312.00
06/21/2023	750240	NICHOLAS HERMAN	\$20.00
06/21/2023	750241	OHIO EDISON COMPANY	\$256.12
06/21/2023	750242	PATRICIA ELIZABETH HIEL	\$25.00
06/21/2023	750243	PATRICK KANE	\$25.00
06/21/2023	750244	PETER & KRISTEN SOHAR	\$25.00
06/21/2023	750245	REBBECA CAITLYN CAMPBELL	\$25.00
06/21/2023	750246	REVERE LOCAL SCHOOL DISTRICT	\$130.00
06/21/2023	750247	ROBERT NUNN	\$122.00
06/21/2023	750248	ROBERT SCOTT	\$25.00
06/21/2023	750249	ROJEN COMPANY	\$337.19
06/21/2023	750250	SANDRA GRUMBLING	\$25.00
06/21/2023	750251	SANDRA THOMPSON	\$25.00
06/21/2023	750252	SARA/ROBERT STORM	\$20.00
06/21/2023	750253	SCRUBBER CITY INC	\$847.79
06/21/2023	750254	SHANNON MARCELLI	\$25.00
06/21/2023	750255	SHANTE BLACKMAN	\$25.00
06/21/2023	750256	SHATESHA PATTON	\$25.00
06/21/2023	750257	SHAWN MICHAEL CLINE	\$25.00
06/21/2023	750258	SHERI HARTMAN	\$37.05
06/21/2023	750259	SHERWIN WILLIAMS COMPANY	\$182.52

# Medina City Schools

## Check Register For

### June 2023

7/24/23

4:45 PM

Check Date	Check Number	Vendor Name	Transaction Amount
06/21/2023	750260	SNEZANA KOVACEVIC	\$25.00
06/21/2023	750261	STANDARD WELDING & STEEL PRODUCTS	\$40.16
06/21/2023	750262	STEPHEN TWAROGOWSKI	\$25.00
06/21/2023	750263	STUDIES WEEKLY INC	\$3,173.40
06/21/2023	750264	THOMAS G MCKENNA	\$300.00
06/21/2023	750265	TRACY COLEMAN	\$25.00
06/21/2023	750266	W W WILLIAMS COMPANY LLC	\$2,980.00
06/21/2023	750267	WELLINGTON IMPLEMENT CO. INC.	\$10.41
06/21/2023	750268	WOLFF BROS. SUPPLY INC.	\$50.43
06/21/2023	V750098	CINTAS CORPORATION (V-CARD)	\$866.75
06/21/2023	V750099	POINT SPRING & DRIVESHAFT (V-CARD)	\$2,130.39
06/21/2023	V750100	SONOVA USA, INC. (V-CARD)	\$626.99
06/21/2023	V750102	AMAZON.COM	\$10,554.22
06/21/2023	V750103	JEANNE MARIE BLANKENSHIP	\$177.51
06/21/2023	V750104	CARDINAL BUS SALES & SERV INC	\$976.67
06/21/2023	V750105	JARED DENNIS DELAC	\$41.27
06/21/2023	V750106	RONALD A DOUGLAS	\$366.57
06/21/2023	V750107	ENVIRONMENTAL DESIGN GROUP, LLC.	\$1,553.86
06/21/2023	V750108	FASTENAL COMPANY	\$54.10
06/21/2023	V750109	CYNTHIA A GRICE	\$1,450.00
06/21/2023	V750110	CHRISTINA R HAMMAN	\$338.25
06/21/2023	V750111	TODD E HODKEY	\$526.29
06/21/2023	V750112	MATTHEW E HORNER	\$15.27
06/21/2023	V750113	HOUGHTON MIFFLIN HARCOURT	\$3,067.85
06/21/2023	V750114	JOHNSON CONTROLS FIRE PROT	\$610.00
06/21/2023	V750115	MARTIN PUBLIC SEATING LLC	\$1,544.40
06/21/2023	V750116	MEDINA CREATIVE ACCESSIBILITY	\$1,050.00
06/21/2023	V750117	MNJ TECHNOLOGIES DIRECT INC	\$4,320.00
06/21/2023	V750118	NICHOLAS BRANDON MACLARREN	\$162.50
06/21/2023	V750119	SHARON L OLTERS DORF	\$26.86
06/21/2023	V750120	KRISTINE M QUALLICH	\$211.96
06/21/2023	V750121	REDTREE INVESTMENT GROUP	\$1,458.36
06/21/2023	V750122	REINHARDT SUPPLY COMPANY	\$990.60

# Medina City Schools

## Check Register For

### June 2023

7/24/23

4:45 PM

Check Date	Check Number	Vendor Name	Transaction Amount
06/21/2023	V750123	SUSAN H SABO	\$19.26
06/21/2023	V750124	JASON S SCHELLENBERGER	\$20.00
06/21/2023	V750125	KATIE E SHAFFER	\$88.84
06/21/2023	V750126	DANIEL JOSEPH SMITH	\$23.84
06/21/2023	V750127	SPORTSWORLD	\$3,373.25
06/21/2023	V750128	TOTAL EDUCATION SOLUTIONS, INC.	\$8,883.00
06/21/2023	V750129	DONNA J TOTH	\$24.76
06/21/2023	V750130	VINSON GROUP LLC	\$2,575.00
06/21/2023	V750131	LISA A WEHRLEY	\$9.17
<b>06/21/2023 - Total</b>			<b>\$175,182.05</b>
06/22/2023	750270	VICTOR STEIRER	\$750.00
06/22/2023	V750284	MEMO MET LIFE INSURANCE	\$3,534.30
<b>06/22/2023 - Total</b>			<b>\$4,284.30</b>
06/27/2023	750272	COLUMBIA GAS OF OHIO INC	\$45.60
06/27/2023	750273	FRONTIER NORTH INC	\$4,505.71
06/27/2023	750274	MEDINA CITY SCHOOLS	\$30,174.00
06/27/2023	V750271	ABC THERAPY, LTD	\$7,938.00
06/27/2023	V750285	MEMO - MEDICAL MUTUAL	\$431,168.77
06/27/2023	V750287	SYSCO CLEVELAND INC	\$26,920.05
<b>06/27/2023 - Total</b>			<b>\$500,752.13</b>
06/28/2023	V751185	MEMO - BUREAU WORK COMP	\$7,759.10
<b>06/28/2023 - Total</b>			<b>\$7,759.10</b>
06/30/2023	751173	CENTRAL COLLECTION AGENCY	\$59.51
06/30/2023	751174	CITY OF AKRON	\$172.08
06/30/2023	751175	CITY OF BRUNSWICK	\$111.32
06/30/2023	751176	CITY OF LAKEWOOD	\$96.71
06/30/2023	751177	F.C.P.E	\$143.00
06/30/2023	751178	KIDS FIRST	\$12.00
06/30/2023	751179	MEDINA MUNICIPAL COURT	\$779.41
06/30/2023	751180	OAPSE	\$4,526.24
06/30/2023	751181	KEITH L RUCINSKI, CHAPTER 13 TRSTEE	\$1,638.00
06/30/2023	751182	OHIO EDUCATION ASSOCIATION	\$359.67
06/30/2023	751183	PEOPLE QUALIFIED COMMITTEE	\$23.12

# Medina City Schools

## Check Register For

### June 2023

7/24/23

4:45 PM

Check Date	Check Number	Vendor Name	Transaction Amount
06/30/2023	751184	R.I.T.A.	\$28,116.25
06/30/2023	V751158	MEDINA CITY SCHOOLS FOUNDATION	\$69.00
06/30/2023	V751159	MEMO - SERS - BOARD	\$65,244.06
06/30/2023	V751160	MEMO - STRS - BOARD	\$238,503.24
06/30/2023	V751161	MEMO -EFTPS - TAXES	\$285,991.78
06/30/2023	V751162	MEMO -MEDINA CITY SCHOOLS	\$1.77
06/30/2023	V751163	MEMO --S E R S - EMPLOYEE	\$47,107.68
06/30/2023	V751164	MEMO --S T R S - EMPLOYEE	\$249,824.37
06/30/2023	V751165	OHIO BUSINESS GATEWAY	\$56,341.19
06/30/2023	V751166	OHIO CHILD SUPPORT PAYMENT CENTRAL	\$1,474.49
06/30/2023	V751167	OHIO DEFERRED COMPENSATION -MEMO	\$12,208.44
06/30/2023	V751168	MEMO - OMNI	\$34,140.53
06/30/2023	V751169	SCHOOL DISTRICT INCOME TAX	\$2,266.83
06/30/2023	V751170	TRUSTMARK VOLUNTARY BENEFITS	\$1,827.35
06/30/2023	V751171	UNITED WAY MEDINA & SUMMIT CO	\$140.74
06/30/2023	V751172	WORKERS COMP MEMO	\$6,290.40
06/30/2023	V751186	MEMO - P & A ADMINISTRATIVE	\$11,860.31
<b>06/30/2023 - Total</b>			<b>\$1,049,329.49</b>
<b>Overall - Total</b>			<b>\$7,118,349.18</b>

Fiscal Year	Fund - Expended	Function First Two Digits	Fiscal Year Budgeted Amount	% Expensed	Fiscal Year Expense Amount	Fiscal Year Encumbrance Amount	Balance
23	0010000	1100	\$472,142.79	0.01355761	\$6,401.13	\$0.00	\$465,741.66
23	0010000	1100	\$17,989,767.91	0.85328485	\$15,350,396.34	\$12,789.08	\$2,626,582.49
23	0010000	1100	\$8,680,267.98	1.30429605	\$11,321,639.25		(\$2,659,578.98)
23	0010000	1100	\$10,785,427.50	1.0690505	\$11,530,166.65	\$116,065.13	(\$860,804.28)
23	0010000	1100	\$50,358.76	0.3043961	\$15,329.01	\$13,718.83	\$21,310.92
23	0010000	1100	\$147,339.00	1.02647086	\$151,239.19	\$0.00	(\$3,900.19)
23	0010000	1100	\$60,884.00	0.45754632	\$27,857.25	\$4,120.19	\$28,906.56
23	0010000	1200	\$510,157.00	1.22303199	\$623,938.33	\$657.65	(\$114,438.98)
23	0010000	1200	\$60,000.00	0.50772317	\$30,463.39	\$0.00	\$29,536.61
23	0010000	1200	\$711,748.00	1.20155792	\$855,206.45	\$0.00	(\$143,458.45)
23	0010000	1200	\$463,439.00	1.13342889	\$525,275.15	\$0.00	(\$61,836.15)
23	0010000	1200	\$0.00		\$0.00	\$0.00	\$0.00
23	0010000	1200	\$2,302,445.61	1.1427553	\$2,631,131.93	\$0.00	(\$328,686.32)
23	0010000	1200	\$205,165.00	0	\$0.00	\$0.00	\$205,165.00
23	0010000	1200	\$2,548,981.63	0.21396213	\$545,385.53	\$0.00	\$2,003,596.10
23	0010000	1200	\$689,962.00	0.73249105	\$505,390.99	\$0.00	\$184,571.01
23	0010000	1200	\$1,000.00	0	\$0.00	\$0.00	\$1,000.00
23	0010000	1200	\$413,556.00	1.56910564	\$648,913.05	\$0.00	(\$235,357.05)
23	0010000	1200	\$0.00		\$0.00	\$0.00	\$0.00
23	0010000	1200	\$1,941,142.00	1.04232327	\$2,023,297.48	\$0.00	(\$82,155.48)
23	0010000	1200	\$25,000.00	0	\$0.00	\$0.00	\$25,000.00
23	0010000	1200	\$212,633.00	1.31663505	\$279,960.06	\$671.00	(\$67,998.06)
23	0010000	1200	\$308,169.00	1.69851818	\$523,430.65	\$0.00	(\$215,261.65)
23	0010000	1200	\$527,357.00	1.05031628	\$553,891.64	\$0.00	(\$26,534.64)
23	0010000	1200	\$3,826,365.81	0.99163428	\$3,794,355.51	\$62,463.72	(\$30,453.42)
23	0010000	1300	\$257,131.00	1.03983915	\$267,374.88	\$0.00	(\$10,243.88)
23	0010000	1300	\$22,557.00	0	\$0.00	\$0.00	\$22,557.00
23	0010000	1900	\$264,170.00	0	\$0.00	\$0.00	\$264,170.00
23	0010000	1900	\$133,319.95	0.21701013	\$28,931.78	\$11,000.00	\$93,388.17
23	0010000	1900	\$5,438,469.68	0.17135925	\$931,932.09	\$51,102.13	\$4,455,435.46
23	0010000	2100	\$643,634.08	0.98914731	\$636,648.92	\$2,894.69	\$4,090.47
23	0010000	2100	\$1,440,700.00	1.14095322	\$1,643,771.30	\$0.00	(\$203,071.30)
23	0010000	2100	\$31,325.00	12.12072849	\$379,681.82	\$0.00	(\$348,356.82)
23	0010000	2100	\$397,273.31	0.9747198	\$387,230.16	\$10,042.78	\$0.37
23	0010000	2100	\$897,828.00	1.14592587	\$1,028,844.33	\$0.00	(\$131,016.33)
23	0010000	2100	\$5,254.00	0.74582238	\$3,917.50	\$375.00	\$961.50
23	0010000	2100	\$991,218.00	1.07002329	\$1,060,626.35	\$13,208.25	(\$82,616.60)
23	0010000	2100	\$655,928.77	0.90593564	\$594,229.25	\$51,572.25	\$10,127.27
23	0010000	2100	\$390,093.24	0.95515275	\$372,598.63	\$15,463.00	\$2,031.61
23	0010000	2100	\$22,505.00	0.18535881	\$4,171.50	\$0.00	\$18,333.50
23	0010000	2100	\$6,596.00	0	\$0.00	\$0.00	\$6,596.00
23	0010000	2200	\$0.00		\$0.00	\$0.00	\$0.00
23	0010000	2200	\$668,951.63	0.89605903	\$599,420.15	\$15,964.68	\$53,566.80
23	0010000	2200	\$44,640.65	0.31151764	\$13,906.35	\$12,247.82	\$18,486.48
23	0010000	2200	\$4,137.00	0	\$0.00	\$0.00	\$4,137.00
23	0010000	2200	\$682,252.55	1.03541322	\$706,413.31	\$5,422.53	(\$29,583.29)
23	0010000	2300	\$216,856.00	0.90319143	\$195,862.48	\$128.98	\$20,864.54
23	0010000	2400	\$339,041.60	1.0534968	\$357,179.24	\$2,219.33	(\$20,356.97)
23	0010000	2400	\$722,780.00	0.76602196	\$553,665.35	\$0.00	\$169,114.65
23	0010000	2400	\$0.00		\$349.77	\$0.00	(\$349.77)
23	0010000	2400	\$0.00		\$3,758.50	\$0.00	(\$3,758.50)
23	0010000	2400	\$925,800.65	0.82702969	\$765,664.62	\$71,074.17	\$89,061.86
23	0010000	2400	\$4,229,159.74	1.06094657	\$4,486,912.54	\$4,896.63	(\$262,649.43)
23	0010000	2400	\$1,000.00	0.09595	\$95.95	\$0.00	\$904.05
23	0010000	2400	\$3,000.00	0.77933333	\$2,338.00	\$92.00	\$570.00
23	0010000	2400	\$41,250.00	0.63349067	\$26,131.49	\$10,359.51	\$4,759.00
23	0010000	2500	\$1,625,834.83	0.88038425	\$1,431,359.37	\$5,258.60	\$189,216.86
23	0010000	2500	\$69,034.00	0.70192224	\$48,456.50	\$4,895.50	\$15,682.00
23	0010000	2600	\$364,464.87	1.22537691	\$446,606.59	\$25,161.62	(\$107,303.54)
23	0010000	2600	\$398.00	0	\$0.00	\$0.00	\$398.00
23	0010000	2600	\$21,008.31	0.81091911	\$17,036.04	\$5,114.85	(\$1,142.58)
23	0010000	2700	\$4,283,936.27	1.03570127	\$4,436,878.24	\$253,897.91	(\$406,839.88)
23	0010000	2700	\$2,981,787.00	1.0297773	\$3,049,981.03	\$0.00	(\$88,194.03)
23	0010000	2700	\$3,477.35	0.9542899	\$3,318.40	\$0.00	\$158.95
23	0010000	2800	\$0.00		\$57,419.66	\$0.00	(\$57,419.66)
23	0010000	2800	\$0.00		\$0.00	\$0.00	\$0.00
23	0010000	2800	\$4,536.00	0.02771384	\$125.71	\$0.00	\$4,410.29
23	0010000	2800	\$0.00		\$0.00	\$0.00	\$0.00
23	0010000	2800	\$0.00		\$0.00	\$0.00	\$0.00
23	0010000	2900	\$206,721.66	0.7914488	\$163,609.61	\$802.76	\$42,309.29
23	0010000	2900	\$400.00	0.25	\$100.00	\$150.00	\$150.00
23	0010000	2900	\$457,213.53	0.47604965	\$217,656.34	\$0.00	\$239,557.19
23	0010000	2900	\$12,513.00	0.69858547	\$8,741.40	\$973.14	\$2,798.46
23	0010000	3200	\$48,132.00	0.68468836	\$32,955.42	\$0.00	\$15,176.58
23	0010000	3200	\$6,687.25	2.20905454	\$14,772.50	\$3,373.18	(\$11,458.43)
23	0010000	3200	\$0.00		\$0.00	\$0.00	\$0.00
23	0010000	4100	\$1,551.00	4.82323017	\$7,480.83	\$0.00	(\$5,929.83)
23	0010000	4100	\$4,991.00	0.94913845	\$4,737.15	\$0.00	\$253.85
23	0010000	4100	\$5,486.00	1.03554867	\$5,681.02	\$0.00	(\$195.02)
23	0010000	4100	\$23,271.00	0.9047441	\$21,054.30	\$0.00	\$2,216.70
23	0010000	4100	\$83,233.00	1.07568537	\$89,532.52	\$0.00	(\$6,299.52)
23	0010000	4100	\$15,559.00	0.7467318	\$11,618.40	\$0.00	\$3,940.60
23	0010000	4100	\$4,815.00	1.07733956	\$5,187.39	\$0.00	(\$372.39)
23	0010000	4100	\$28,027.00	1.63086702	\$45,708.31	\$0.00	(\$17,681.31)
23	0010000	4100	\$33,433.00	1.02283911	\$34,196.58	\$0.00	(\$763.58)

23	0010000	4500	\$67,179.00	0.84720344	\$56,914.28	\$0.00	\$10,264.72
23	0010000	4500	\$11,327.00	1.79682617	\$20,352.65	\$0.00	(\$9,025.65)
23	0010000	4500	\$23,549.00	0.97691579	\$23,005.39	\$0.00	\$543.61
23	0010000	4500	\$18,499.00	0.58732364	\$10,864.90	\$0.00	\$7,634.10
23	0010000	4500	\$119,084.00	0.9644718	\$114,853.16	\$0.00	\$4,230.84
23	0010000	4500	\$29,723.00	1.01323016	\$30,116.24	\$0.00	(\$393.24)
23	0010000	4500	\$31,636.00	1.80462827	\$57,091.22	\$0.00	(\$25,455.22)
23	0010000	4500	\$27,086.00	1.10960312	\$30,054.71	\$0.00	(\$2,968.71)
23	0010000	4500	\$16,989.00	0.52433869	\$8,907.99	\$0.00	\$8,081.01
23	0010000	4500	\$10,258.00	1.00110255	\$10,269.31	\$0.00	(\$11.31)
23	0010000	4500	\$108,794.00	1.04479935	\$113,667.90	\$0.00	(\$4,873.90)
23	0010000	4500	\$41,147.00	1.06371497	\$43,768.68	\$0.00	(\$2,621.68)
23	0010000	4500	\$0.00		\$0.00	\$0.00	\$0.00
23	0010000	4500	\$50,140.00	0.9989627	\$50,087.99	\$0.00	\$52.01
23	0010000	4500	\$34,296.00	1.34373834	\$46,084.85	\$0.00	(\$11,788.85)
23	0010000	4500	\$32,273.00	0.62781117	\$20,261.35	\$0.00	\$12,011.65
23	0010000	4500	\$34,775.00	1.12295183	\$39,050.65	\$0.00	(\$4,275.65)
23	0010000	4500	\$21,077.00	0.42781231	\$9,017.00	\$0.00	\$12,060.00
23	0010000	4500	\$11,921.00	1.0339594	\$12,325.83	\$0.00	(\$404.83)
23	0010000	4500	\$27,939.00	1.02194459	\$28,552.11	\$0.00	(\$613.11)
23	0010000	4500	\$14,870.00	1.30935911	\$19,470.17	\$0.00	(\$4,600.17)
23	0010000	4500	\$15,127.00	1.06272427	\$16,075.83	\$0.00	(\$948.83)
23	0010000	4500	\$28,737.00	0.99028917	\$28,457.94	\$0.00	\$279.06
23	0010000	4500	\$11,431.00	0.99348701	\$11,356.55	\$0.00	\$74.45
23	0010000	4500	\$347,859.00	1.15876821	\$403,087.95	\$0.00	(\$55,228.95)
23	0010000	4500	\$29,271.00	1.33742646	\$39,147.81	\$0.00	(\$9,876.81)
23	0010000	4500	\$17,033.00	0.97485156	\$16,601.24	\$0.00	\$431.76
23	0010000	4600	\$13,761.00	1.12098539	\$15,425.88	\$0.00	(\$1,664.88)
23	0010000	4600	\$4,356.00	0.99719238	\$4,343.77	\$0.00	\$12.23
23	0010000	4600	\$11,774.00	1.10859606	\$13,052.61	\$0.00	(\$1,278.61)
23	0010000	4600	\$31,722.00	1.26957663	\$40,273.51	\$0.00	(\$8,551.51)
23	0010000	4600	\$11,216.00	1.06417796	\$11,935.82	\$0.00	(\$719.82)
23	0010000	4600	\$1,511.00	0.80095963	\$1,210.25	\$0.00	\$300.75
23	0010000	4600	\$10,184.00	0.80547526	\$8,202.96	\$0.00	\$1,981.04
23	0010000	5600	\$261,422.00	0.11224928	\$29,344.43	\$0.00	\$232,077.57
23	0010000	7200	\$503,271.58	1	\$503,271.58	\$0.00	\$0.00
23	0010000	7400	\$1,648,777.47	1	\$1,648,777.47	\$0.00	\$0.00
23	0010000	7500	\$0.00		\$6,005.00	\$0.00	(\$6,005.00)
23	0029000	2500	\$70,000.00	0.79202843	\$55,441.99	\$0.00	\$14,558.01
23	0029000	6100	\$4,385,768.76	0.95291994	\$4,179,286.50	\$0.00	\$206,482.26
23	0029012	2500	\$1,500.00	0.83333333	\$1,250.00	\$0.00	\$250.00
23	0029012	6100	\$1,730,512.50	0.99984866	\$1,730,250.50	\$0.00	\$262.00
23	0029014	6100	\$344,675.00	0.99999997	\$344,674.99	\$0.00	\$0.01
23	0030000	2700	\$0.00		\$0.00	\$0.00	\$0.00
23	0030000	2700	\$0.00		\$0.00	\$0.00	\$0.00
23	0039001	2700	\$603,785.05	0.09284466	\$56,058.22	\$826,758.45	(\$279,031.62)
23	0060000	3100	\$171,352.09	1.06000382	\$181,633.87	\$693.89	(\$10,975.67)
23	0080000	3100	\$1,375,568.30	0.89681737	\$1,233,633.55	\$9,918.00	\$132,016.75
23	0080000	7400	\$0.00		\$0.00	\$0.00	\$0.00
23	0080006	3100	\$0.00		\$1,177.90	\$0.00	(\$1,177.90)
23	0089006	3100	\$1,188,383.70	1.01826642	\$1,210,091.21	\$58,000.29	(\$79,707.80)
23	0089022	3100	\$3,063.00	0	\$0.00	\$0.00	\$3,063.00
23	0069023	3100	\$3,135.00	0	\$0.00	\$0.00	\$3,135.00
23	0079004	3200	\$20,000.00	0.9	\$18,000.00	\$0.00	\$2,000.00
23	0079111	3200	\$500.00	1	\$500.00	\$0.00	\$0.00
23	0079333	3200	\$5,000.00	0.7	\$3,500.00	\$0.00	\$1,500.00
23	0089002	3200	\$250.00	1	\$250.00	\$0.00	\$0.00
23	0089003	3200	\$50,000.00	0.6	\$30,000.00	\$0.00	\$20,000.00
23	0089112	3200	\$550.00	1	\$550.00	\$0.00	\$0.00
23	0099000	1100	\$28,974.00	1.02843411	\$29,797.85	\$0.00	(\$823.85)
23	0099000	1100	\$6,345.00	0	\$0.00	\$0.00	\$6,345.00
23	0099110	1100	\$9,691.16	0.43396043	\$4,205.58	\$4,596.28	\$889.30
23	0099120	1100	\$14,333.00	0.53387009	\$7,651.96	\$4,101.84	\$2,579.20
23	0099130	1100	\$18,162.17	0.61428067	\$11,156.67	\$0.00	\$7,005.50
23	0099140	1100	\$14,805.92	0.44284989	\$6,556.80	\$4,723.92	\$3,525.20
23	0099160	1100	\$18,482.00	0.63498431	\$11,735.78	\$6,162.48	\$583.74
23	0099170	1100	\$20,571.00	0.64385057	\$13,244.65	\$6,700.00	\$626.35
23	0099180	1100	\$17,958.00	0.54749861	\$9,831.98	\$7,411.49	\$714.53
23	0099200	1100	\$23,620.50	0.89664317	\$21,179.16	\$0.00	\$2,441.34
23	0099210	1100	\$22,255.50	0.87061221	\$19,375.91	\$0.00	\$2,879.59
23	0099300	1100	\$99,821.12	0.81641771	\$81,495.73	\$934.05	\$17,391.34
23	0099300	2400	\$72,000.00	0.81797222	\$58,894.00	\$13,296.00	(\$190.00)
23	0099301	2400	\$10,500.00	0.41618095	\$4,369.90	\$0.00	\$6,130.10
23	0149016	1100	\$258,699.00	1.14782604	\$296,941.45	\$0.00	(\$38,242.45)
23	0149016	2100	\$0.00		\$0.00	\$0.00	\$0.00
23	0149016	2400	\$90,966.00	0.49079041	\$44,645.24	\$0.00	\$46,320.76
23	0149016	2400	\$719.00	0	\$0.00	\$0.00	\$719.00
23	0149016	7200	\$0.00		\$0.00	\$0.00	\$0.00
23	0149016	7400	\$0.00		\$0.00	\$0.00	\$0.00
23	0149116	1200	\$308,614.00	0.89004034	\$274,678.91	\$0.00	\$33,935.09
23	0149116	1200	\$216,080.00	1.07753198	\$232,833.11	\$0.00	(\$16,753.11)
23	0149116	1200	\$54,000.00	0.07806944	\$4,215.75	\$766.01	\$49,018.24
23	0149116	2100	\$17,069.00	1.10314312	\$18,829.55	\$0.00	(\$1,760.55)
23	0149116	2100	\$61,000.00	0.97220541	\$59,304.53	\$0.00	\$1,695.47
23	0149116	2100	\$379,000.00	0.99847807	\$378,423.19	\$0.00	\$576.81
23	0149116	2200	\$4,000.00	0.53872	\$2,154.88	\$0.00	\$1,845.12
23	0149116	2400	\$85,991.00	0.98566769	\$84,758.55	\$0.00	\$1,232.45

23	0149116	2400	\$158,224.86	1.03671642	\$164,034.31	\$354.27	(\$6,163.72)
23	0149116	2700	\$137.81	0.48624918	\$67.01	\$62.52	\$8.28
23	0149116	4100	\$6,000.00	0.03129167	\$187.75	\$0.00	\$5,812.25
23	0149116	7400	\$0.00		\$0.00	\$0.00	\$0.00
23	0160000	1100	\$3,653,174.00	0.98608736	\$3,602,348.71	\$0.00	\$50,825.29
23	0160000	1100	\$171,335.00	1.10490168	\$189,308.33	\$0.00	(\$17,973.33)
23	0160000	1100	\$448,809.00	1.16904374	\$524,677.35	\$0.00	(\$75,868.35)
23	0160000	1200	\$282,763.00	0	\$0.00	\$0.00	\$282,763.00
23	0160000	1200	\$177,140.00	1.79541747	\$318,040.25	\$0.00	(\$140,900.25)
23	0160000	1200	\$47,319.00	0.34461865	\$16,307.01	\$0.00	\$31,011.99
23	0160000	1200	\$134,977.00	1.45056936	\$195,793.50	\$0.00	(\$60,816.50)
23	0160000	1200	\$0.00		\$3,391.44	\$0.00	(\$3,391.44)
23	0160000	1200	\$42.00	0	\$0.00	\$0.00	\$42.00
23	0160000	1900	\$35,540.00	0	\$0.00	\$0.00	\$35,540.00
23	0160000	2100	\$2,473.00	2.14778002	\$5,311.46	\$0.00	(\$2,838.46)
23	0160000	2400	\$0.00		\$2,852.59	\$0.00	(\$2,852.59)
23	0160000	2400	\$0.00		\$1,298.29	\$0.00	(\$1,298.29)
23	0160000	2400	\$60,500.00	0.99251835	\$60,047.36	\$0.00	\$452.64
23	0160000	2400	\$7,495.00	0	\$0.00	\$0.00	\$7,495.00
23	0160000	2400	\$2,215.00	0	\$0.00	\$0.00	\$2,215.00
23	0160000	2500	\$99,100.00	0.95526307	\$94,666.57	\$0.00	\$4,433.43
23	0160000	2700	\$1,500.00	1	\$1,500.00	\$0.00	\$0.00
23	0160000	2800	\$383,620.00	0.70422144	\$270,153.43	\$0.00	\$113,466.57
23	0160000	2800	\$946,209.23	0.93704817	\$886,643.63	\$18,485.60	\$41,080.00
23	0160000	2800	\$1,790,815.00	1.09934519	\$1,968,723.86	\$0.00	(\$177,908.86)
23	0160000	2800	\$1,215,822.63	0.96861731	\$1,177,666.84	\$30,436.92	\$7,718.87
23	0160000	2800	\$352,585.00	0.71840407	\$253,298.50	\$0.00	\$99,286.50
23	0160000	4100	\$6,653.00	1.86514655	\$12,408.82	\$0.00	(\$5,755.82)
23	0160410	2100	\$86,204.00	1.59307596	\$137,329.52	\$0.00	(\$51,125.52)
23	0161000	1100	\$302,635.00	1.18289924	\$357,986.71	\$0.00	(\$55,351.71)
23	0161000	1100	\$8,362.00	0	\$0.00	\$0.00	\$8,362.00
23	0161000	1200	\$293,651.00	1.11101583	\$326,250.91	\$0.00	(\$32,599.91)
23	0161000	2100	\$14,019.00	0	\$0.00	\$0.00	\$14,019.00
23	0180000	2600	\$0.00		\$0.00	\$0.00	\$0.00
23	0189000	2400	\$0.00		\$0.00	\$0.00	\$0.00
23	0189110	1100	\$500.00	0.23968	\$119.84	\$0.00	\$380.16
23	0189110	2400	\$15,175.12	0.73233622	\$11,113.29	\$500.70	\$3,561.13
23	0189110	7200	\$0.00		\$0.00	\$0.00	\$0.00
23	0189111	1200	\$0.00		\$0.00	\$0.00	\$0.00
23	0189111	7200	\$0.00		\$0.00	\$0.00	\$0.00
23	0189113	2200	\$3,500.00	0.1431	\$500.85	\$0.00	\$2,999.15
23	0189120	2400	\$56,749.01	0.16390665	\$9,301.54	\$41,990.00	\$5,457.47
23	0189120	7200	\$0.00		\$0.00	\$0.00	\$0.00
23	0189123	2200	\$5,000.00	0.849732	\$4,248.66	\$0.00	\$751.34
23	0189130	1100	\$5,900.00	0.64798644	\$3,823.12	\$0.00	\$2,076.88
23	0189130	2400	\$23,376.10	0.42200709	\$9,864.88	\$0.00	\$13,511.22
23	0189130	7200	\$0.00		\$0.00	\$0.00	\$0.00
23	0189133	2200	\$150.00	0	\$0.00	\$0.00	\$150.00
23	0189135	4500	\$0.00		\$0.00	\$0.00	\$0.00
23	0189140	1100	\$8,000.00	0.47427125	\$3,794.17	\$333.40	\$3,872.43
23	0189140	2400	\$22,041.62	0.43509052	\$9,590.10	\$377.20	\$12,074.32
23	0189143	2200	\$6,000.00	0	\$0.00	\$0.00	\$6,000.00
23	0189160	1100	\$0.00		\$0.00	\$0.00	\$0.00
23	0189160	2400	\$24,542.42	0.98412463	\$24,152.80	\$0.00	\$389.62
23	0189160	7200	\$0.00		\$0.00	\$0.00	\$0.00
23	0189161	2200	\$4,000.00	0.3099375	\$1,239.75	\$0.00	\$2,760.25
23	0189163	2200	\$11,000.00	0.44715091	\$4,918.66	\$0.00	\$6,081.34
23	0189170	1100	\$20,000.00	0.1495195	\$2,990.39	\$2,923.23	\$14,086.38
23	0189170	2400	\$24,500.00	0.41093796	\$10,067.98	\$670.27	\$13,761.75
23	0189170	7200	\$0.00		\$0.00	\$0.00	\$0.00
23	0189171	2400	\$0.00		\$0.00	\$0.00	\$0.00
23	0189171	7200	\$2,000.00	1.115145	\$2,230.29	\$0.00	(\$230.29)
23	0189173	2200	\$0.00		\$0.00	\$0.00	\$0.00
23	0189180	1100	\$0.00		\$1,239.75	\$0.00	(\$1,239.75)
23	0189180	2400	\$63,707.60	-0.15085798	(\$9,810.80)	\$19,800.11	\$53,518.29
23	0189180	7200	\$0.00		\$0.00	\$0.00	\$0.00
23	0189181	1200	\$0.00		\$0.00	\$0.00	\$0.00
23	0189183	2200	\$15,103.00	0.7353784	\$11,106.42	\$0.00	\$3,996.58
23	0189200	2400	\$48,154.96	0.66995757	\$32,261.78	\$1,167.29	\$14,725.89
23	0189200	7200	\$0.00		\$0.00	\$0.00	\$0.00
23	0189203	2200	\$3,411.00	0.99997361	\$3,410.91	\$0.00	\$0.09
23	0189210	1100	\$0.00		\$0.00	\$0.00	\$0.00
23	0189210	2400	\$26,348.70	0.48245492	\$12,712.06	\$6,881.19	\$6,755.45
23	0189210	7200	\$1,812.34	1	\$1,812.34	\$0.00	\$0.00
23	0189211	2200	\$3,060.00	0.15626797	\$478.18	\$0.00	\$2,581.82
23	0189300	2400	\$45,943.36	0.60528181	\$27,808.68	\$824.06	\$17,310.62
23	0189300	7200	\$2,895.00	1.3626943	\$3,945.00	\$0.00	(\$1,050.00)
23	0189301	2200	\$0.00		(\$13.00)	\$0.00	\$13.00
23	0189302	1100	\$47,000.00	0.12461298	\$5,856.81	\$0.00	\$41,143.19
23	0189303	0000	\$0.00		\$1,928.24	\$0.00	(\$1,928.24)
23	0189303	3200	\$95,405.87	0.41675496	\$39,760.87	\$3,588.67	\$52,056.33
23	0189304	4300	\$33,102.86	0.37374815	\$12,372.17	\$0.00	\$20,730.79
23	0189305	1100	\$0.00		\$0.00	\$0.00	\$0.00
23	0189306	2400	\$13,900.00	0.19103094	\$2,655.33	\$5,195.26	\$6,049.41
23	0189307	1100	\$4,459.00	0.69411303	\$3,095.05	\$0.00	\$1,363.95
23	0189308	2100	\$3,350.00	0.77010149	\$2,579.84	\$0.00	\$770.16
23	0189900	2200	\$0.00		\$0.00	\$0.00	\$0.00

23	0189901	1100	\$0.00		\$0.00	\$0.00	\$0.00
23	0189901	1200	\$7,000.00	0.99671	\$6,976.97	\$23.03	\$0.00
23	0189901	1900	\$0.00		\$0.00	\$0.00	\$0.00
23	0189901	2200	\$0.00		\$0.00	\$0.00	\$0.00
23	0189901	2200	\$0.00		\$0.00	\$0.00	\$0.00
23	0189901	7200	\$0.00		\$0.00	\$0.00	\$0.00
23	0189902	2200	\$0.00		\$0.00	\$0.00	\$0.00
23	0189902	2300	\$0.00		\$0.00	\$0.00	\$0.00
23	0189902	2400	\$0.00		\$0.00	\$0.00	\$0.00
23	0189903	2300	\$0.00		\$0.00	\$0.00	\$0.00
23	0189904	2400	\$0.00		\$0.00	\$0.00	\$0.00
23	0189905	2100	\$0.00		\$0.00	\$0.00	\$0.00
23	0189905	2100	\$0.00		\$0.00	\$0.00	\$0.00
23	0189906	2900	\$2,000.00	0.2775	\$555.00	\$0.00	\$1,445.00
23	0189906	7200	\$0.00		\$0.00	\$0.00	\$0.00
23	0189907	1900	\$2,790.16	3.05026952	\$8,510.74	\$0.00	(\$5,720.58)
23	0189908	2100	\$30,000.00	0.416155	\$12,484.65	\$0.00	\$17,515.35
23	0189910	2700	\$0.00		\$0.00	\$0.00	\$0.00
23	0189914	2900	\$1,000.00	0.16113	\$161.13	\$0.00	\$838.87
23	0189915	2900	\$5,000.00	0.052956	\$264.78	\$1,100.00	\$3,635.22
23	0189916	2900	\$8,300.00	0.32049277	\$2,660.09	\$0.00	\$5,639.91
23	0189917	2900	\$14,000.00	0.52785357	\$7,389.95	\$0.00	\$6,610.05
23	0189918	2900	\$10,111.00	0.32483928	\$3,284.45	\$0.00	\$6,826.55
23	0189918	3200	\$0.00		\$0.00	\$0.00	\$0.00
23	0189919	2900	\$789.00	0.57996198	\$457.59	\$0.00	\$331.41
23	0189920	2800	\$205.73	0	\$0.00	\$0.00	\$205.73
23	0189922	2100	\$0.00		\$0.00	\$0.00	\$0.00
23	0189930	2200	\$0.00		\$0.00	\$0.00	\$0.00
23	0199000	2100	\$6,041.00	0.96027148	\$5,801.00	\$0.00	\$240.00
23	0199009	2100	\$62.00	0	\$0.00	\$0.00	\$62.00
23	0199017	2100	\$12,595.00	0	\$0.00	\$0.00	\$12,595.00
23	0199121	2100	\$5,000.00	0.0966	\$483.00	\$0.00	\$4,517.00
23	0199180	4100	\$0.00		\$0.00	\$0.00	\$0.00
23	0199181	1100	\$0.00		\$0.00	\$0.00	\$0.00
23	0199213	4100	\$0.00		\$0.00	\$0.00	\$0.00
23	0199301	4300	\$0.00		\$0.00	\$0.00	\$0.00
23	0199513	1100	\$0.00		\$0.00	\$0.00	\$0.00
23	0199715	1100	\$0.00		\$0.00	\$0.00	\$0.00
23	0199920	2200	\$0.00		\$0.00	\$0.00	\$0.00
23	0209001	2800	\$22,973.94	0.30280135	\$6,956.54	\$12,314.37	\$3,703.03
23	0209001	7200	\$0.00		\$0.00	\$0.00	\$0.00
23	0229000	7900	\$10,000.00	0.006611	\$66.11	\$4,933.89	\$5,000.00
23	0229300	4500	\$28,478.00	1.05530936	\$30,053.10	\$0.00	(\$1,575.10)
23	0249001	2900	\$11,693,661.00	0.94727543	\$11,077,117.71	\$135,106.22	\$481,437.07
23	0249002	0000	\$626.00	0	\$0.00	\$0.00	\$626.00
23	0249002	2900	\$675,000.00	0.92578019	\$624,901.63	\$73,484.27	(\$23,385.90)
23	0249094	2900	\$173,967.62	1.22036486	\$212,303.97	\$30,251.28	(\$68,587.63)
23	0270000	2900	\$305,326.86	0.73498444	\$224,410.49	\$7,240.90	\$73,675.47
23	0719013	2700	\$3,242,216.82	0.6715851	\$2,177,424.36	\$898,314.69	\$166,477.57
23	0719013	2800	\$125,961.85	0.90576361	\$114,091.66	\$0.00	\$11,870.19
23	0719013	5100	\$0.00		\$0.00	\$0.00	\$0.00
23	0719013	7200	\$1,782,012.50	0.99971268	\$1,781,500.50	\$0.00	\$512.00
23	2009110	4600	\$350.00	0.36668571	\$128.34	\$221.66	\$0.00
23	2009121	4600	\$234.00	0	\$0.00	\$0.00	\$234.00
23	2009185	4600	\$1,450.00	0.48898621	\$709.03	\$0.00	\$740.97
23	2009201	4300	\$375.00	0.27896	\$104.61	\$0.00	\$270.39
23	2009202	4600	\$5,000.00	0.082842	\$414.21	\$85.79	\$4,500.00
23	2009205	4600	\$250.00	0	\$0.00	\$0.00	\$250.00
23	2009209	4100	\$7,098.11	0.93418107	\$6,630.92	\$0.00	\$467.19
23	2009251	4300	\$375.00	0.65042667	\$243.91	\$131.09	\$0.00
23	2009253	4300	\$2,000.00	0.417915	\$835.83	\$1,164.17	\$0.00
23	2009254	4100	\$3,000.00	0.70511	\$2,115.33	\$0.00	\$884.67
23	2009256	4100	\$4,500.00	0.24376222	\$1,096.93	\$903.07	\$2,500.00
23	2009258	4600	\$2,050.00	0.18475122	\$378.74	\$1,121.26	\$550.00
23	2009301	4600	\$0.00		\$0.00	\$0.00	\$0.00
23	2009302	4100	\$500.00	0.13892	\$69.46	\$430.54	\$0.00
23	2009303	4100	\$0.00		\$0.00	\$0.00	\$0.00
23	2009304	7200	\$0.00		\$0.00	\$0.00	\$0.00
23	2009305	4100	\$0.00		\$0.00	\$0.00	\$0.00
23	2009307	4100	\$41,823.00	0.48864213	\$20,436.48	\$1,149.81	\$20,236.71
23	2009309	4600	\$600.00	0	\$0.00	\$0.00	\$600.00
23	2009312	4100	\$21,131.00	0.75825943	\$16,022.78	\$1,244.16	\$3,864.06
23	2009314	4600	\$450.00	0.24375556	\$109.69	\$0.00	\$340.31
23	2009315	4600	\$340.00	0	\$0.00	\$0.00	\$340.00
23	2009318	4100	\$3,100.00	0	\$0.00	\$0.00	\$3,100.00
23	2009321	4600	\$16,000.00	0.6101375	\$9,762.20	\$3,737.80	\$2,500.00
23	2009323	4600	\$3,980.00	0	\$0.00	\$0.00	\$3,980.00
23	2009324	4600	\$11,000.00	0.05388636	\$592.75	\$0.00	\$10,407.25
23	2009325	4100	\$25,418.00	0.27567983	\$7,007.23	\$7,085.30	\$11,325.47
23	2009326	4100	\$3,500.00	0.76180857	\$2,666.33	\$833.67	\$0.00
23	2009327	4100	\$5,471.17	0.12270319	\$671.33	\$2,328.67	\$2,471.17
23	2009330	4100	\$2,150.00	0.52055349	\$1,119.19	\$1,030.81	\$0.00
23	2009330	7200	\$0.00		\$0.00	\$0.00	\$0.00
23	2009331	4600	\$0.00		\$0.00	\$0.00	\$0.00
23	2009332	4100	\$6,500.00	0.56108308	\$3,647.04	\$0.00	\$2,852.96
23	2009333	4600	\$60,000.00	0.42329667	\$25,397.80	\$0.00	\$34,602.20
23	2009335	4100	\$5,000.00	0.182886	\$914.43	\$0.00	\$4,085.57

23	2009336	4100	\$1,250.00	0.863904	\$1,079.88	\$0.00	\$170.12
23	2009337	4100	\$310.00	0.76041935	\$235.73	\$0.00	\$74.27
23	2009339	4100	\$28,500.00	0.69990211	\$19,947.21	\$8,579.44	(\$26.65)
23	2009340	4100	\$1,000.00	0.83421	\$834.21	\$0.00	\$165.79
23	2009346	4100	\$600.00	0	\$0.00	\$0.00	\$600.00
23	2009350	4300	\$2,300.00	0.87477826	\$2,011.99	\$0.00	\$288.01
23	2009352	4100	\$10,794.05	0.0161589	\$174.42	\$0.00	\$10,619.63
23	2009353	4600	\$100.00	0	\$0.00	\$0.00	\$100.00
23	2009355	4600	\$800.00	0.676575	\$541.26	\$0.00	\$258.74
23	2009380	4600	\$11,000.00	0.09090909	\$1,000.00	\$0.00	\$10,000.00
23	2009420	4600	\$215.69	1.00190088	\$216.10	\$0.00	(\$0.41)
23	2009421	4600	\$896.05	1.00932984	\$904.41	\$0.00	(\$8.36)
23	2009422	4600	\$1,054.49	0.87671765	\$924.49	\$0.00	\$130.00
23	2009423	4600	\$9,600.00	0.46862604	\$4,498.81	\$0.00	\$5,101.19
23	2009424	4600	\$50,000.00	0.977885	\$48,894.25	\$215.00	\$890.75
23	2009425	4600	\$2,200.00	0.87545455	\$1,926.00	\$0.00	\$274.00
23	2009426	4600	\$2,200.00	0.89230909	\$1,963.08	\$0.00	\$236.92
23	3000000	7200	\$157,003.05	1	\$157,003.05	\$0.00	\$0.00
23	3003000	4500	\$69,300.00	1	\$69,300.00	\$0.00	\$0.00
23	3003000	4500	\$16,200.00	0.98434568	\$15,946.40	\$0.00	\$253.60
23	3003000	4500	\$417,055.96	0.88380765	\$368,597.25	\$23,438.85	\$25,019.86
23	3003001	7200	\$123,950.07	1	\$123,950.07	\$0.00	\$0.00
23	3003003	7200	\$30,863.89	1	\$30,863.89	\$0.00	\$0.00
23	3003004	7200	\$13,055.97	1	\$13,055.97	\$0.00	\$0.00
23	3003007	7200	\$11,055.00	1	\$11,055.00	\$0.00	\$0.00
23	3003008	7200	\$125,716.25	1	\$125,716.25	\$0.00	\$0.00
23	3003010	7200	\$138.00	1	\$138.00	\$0.00	\$0.00
23	3003012	7200	\$13,861.00	1	\$13,861.00	\$0.00	\$0.00
23	3003013	7200	\$15,377.38	1	\$15,377.38	\$0.00	\$0.00
23	3003015	7200	\$8,160.96	1	\$8,160.96	\$0.00	\$0.00
23	3003016	7200	\$1,525.00	1	\$1,525.00	\$0.00	\$0.00
23	3003017	7200	\$12,874.16	1	\$12,874.16	\$0.00	\$0.00
23	3003018	7200	\$2,987.02	1	\$2,987.02	\$0.00	\$0.00
23	3003019	7200	\$6,417.99	1	\$6,417.99	\$0.00	\$0.00
23	3003020	7200	\$6,565.99	1	\$6,565.99	\$0.00	\$0.00
23	3003021	7200	\$1,318.37	1	\$1,318.37	\$0.00	\$0.00
23	3003022	7200	\$1,083.36	1	\$1,083.36	\$0.00	\$0.00
23	3009110	4100	\$11,500.00	0.2724913	\$3,133.65	\$0.00	\$8,366.35
23	3009120	4100	\$7,008.95	0.69486442	\$4,870.27	\$0.00	\$2,138.68
23	3009130	4100	\$14,000.00	0.43735714	\$6,123.00	\$375.00	\$7,502.00
23	3009140	4100	\$8,194.84	0.68685173	\$5,628.64	\$139.00	\$2,427.20
23	3009160	4100	\$9,000.00	0.84515444	\$7,606.39	\$0.00	\$1,393.61
23	3009170	4100	\$20,000.00	0.4047	\$8,094.00	\$0.00	\$11,906.00
23	3009180	4100	\$8,000.00	0.83244375	\$6,659.55	\$1,206.52	\$133.93
23	3009201	4100	\$40,032.76	0.41296503	\$16,532.13	\$800.00	\$22,700.63
23	3009202	4100	\$0.00		\$0.00	\$0.00	\$0.00
23	3009204	4100	\$0.00		\$0.00	\$0.00	\$0.00
23	3009208	4100	\$96,509.50	0.98693911	\$95,249.00	\$284.00	\$976.50
23	3009250	4100	\$23,556.00	0.35964086	\$8,471.70	\$220.00	\$14,864.30
23	3009251	4100	\$0.00		\$0.00	\$0.00	\$0.00
23	3009253	4300	\$650.00	0.96810769	\$629.27	\$26.07	(\$5.34)
23	3009253	7200	\$0.00		\$0.00	\$0.00	\$0.00
23	3009254	4300	\$2,250.00	0.30691111	\$690.55	\$1,564.16	(\$4.71)
23	3009258	4100	\$128,517.00	0.92748695	\$119,197.84	\$3,580.00	\$5,739.16
23	3009301	4500	\$0.00		\$0.00	\$0.00	\$0.00
23	3009301	7200	\$5,269.00	1	\$5,269.00	\$0.00	\$0.00
23	3009302	4500	\$10,520.00	0.60171103	\$6,330.00	\$1,120.00	\$3,070.00
23	3009303	4600	\$3,500.00	0.98578286	\$3,450.24	\$0.00	\$49.76
23	3009304	4600	\$4,265.00	0.81154513	\$3,461.24	\$0.00	\$803.76
23	3009313	4100	\$29,541.00	0.84809011	\$25,053.43	\$2,469.47	\$2,018.10
23	3009325	4100	\$338.00	0	\$0.00	\$0.00	\$338.00
23	3009334	4300	\$17,415.00	0.02316968	\$403.50	\$0.00	\$17,011.50
23	3009390	4600	\$6,000.00	0.665	\$3,990.00	\$0.00	\$2,010.00
23	3009410	4500	\$2,685.21	0.68710082	\$1,845.01	\$500.00	\$340.20
23	4019011	3200	\$0.00		\$0.00	\$0.00	\$0.00
23	4019011	7500	\$0.00		\$0.00	\$0.00	\$0.00
23	4019012	3200	\$7,573.06	1	\$7,573.06	\$0.00	\$0.00
23	4019012	7200	\$50,164.66	1	\$50,164.66	\$0.00	\$0.00
23	4019013	3200	\$317,013.93	0.91477012	\$289,994.87	\$21,561.33	\$5,457.73
23	4019013	7200	\$0.00		\$0.00	\$0.00	\$0.00
23	4019021	3200	\$0.00		\$0.00	\$0.00	\$0.00
23	4019021	7500	\$0.00		\$0.00	\$0.00	\$0.00
23	4019022	3200	\$0.00		\$0.00	\$0.00	\$0.00
23	4019022	7200	\$10,388.36	1	\$10,388.36	\$0.00	\$0.00
23	4019023	3200	\$9,317.61	0.28809426	\$2,684.35	\$1,772.20	\$4,861.06
23	4019023	7200	\$0.00		\$0.00	\$0.00	\$0.00
23	4019031	3200	\$0.00		\$0.00	\$0.00	\$0.00
23	4019031	7500	\$0.00		\$0.00	\$0.00	\$0.00
23	4019032	3200	\$1,759.92	1	\$1,759.92	\$0.00	\$0.00
23	4019032	7200	\$24,586.03	1	\$24,586.03	\$0.00	\$0.00
23	4019033	3200	\$429,198.12	0.97285887	\$417,549.20	\$11,648.92	\$0.00
23	4019033	7200	\$0.00		\$0.00	\$0.00	\$0.00
23	4019041	3200	\$0.00		\$0.00	\$0.00	\$0.00
23	4019041	7500	\$0.00		\$0.00	\$0.00	\$0.00
23	4519012	2900	\$24,511.20	0	\$0.00	\$0.00	\$24,511.20
23	4679020	2100	\$11,734.87	0	\$0.00	\$0.00	\$11,734.87
23	4679021	2100	\$50,859.25	1.23073227	\$62,594.12	\$0.00	(\$11,734.87)

23	4679021	2100	\$0.00		\$0.00	\$0.00	\$0.00
23	4679021	2200	\$8,500.00	1	\$8,500.00	\$0.00	\$0.00
23	4999019	2400	\$16,617.54	0.39302628	\$6,531.13	\$0.00	\$10,086.41
23	5079021	1100	\$0.00		\$0.00	\$0.00	\$0.00
23	5079021	2200	\$0.00		\$0.00	\$0.00	\$0.00
23	5079021	3200	\$0.00		\$0.00	\$0.00	\$0.00
23	5079022	1100	\$977,259.00	0.40639337	\$397,151.58	\$15,947.27	\$564,160.15
23	5079022	1900	\$0.00		\$503.74	\$0.00	(\$503.74)
23	5079022	2100	\$95,000.00	0.00141411	\$134.34	\$0.00	\$94,865.66
23	5079022	2700	\$1,784,832.02	0.43818615	\$782,088.67	\$917,623.91	\$85,119.44
23	5079022	7400	\$1.71	1	\$1.71	\$0.00	\$0.00
23	5079023	2700	\$783,570.38	0	\$0.00	\$0.00	\$783,570.38
23	5079121	1100	\$0.00		\$0.00	\$0.00	\$0.00
23	5079121	1100	\$614,555.00	0.60141078	\$369,600.00	\$45,750.00	\$199,205.00
23	5079121	1900	\$0.00		\$0.00	\$0.00	\$0.00
23	5079121	1900	\$55,806.98	1.01962801	\$56,902.36	\$0.00	(\$1,095.38)
23	5079121	2200	\$0.00		\$14,393.96	\$0.00	(\$14,393.96)
23	5079121	2700	\$146,315.63	0.88889601	\$130,059.38	\$0.00	\$16,256.25
23	5079121	7400	\$25,594.74	1	\$25,594.74	\$0.00	\$0.00
23	5079222	2100	\$0.00		\$0.00	\$0.00	\$0.00
23	5079222	2800	\$16,402.36	1	\$16,402.36	\$0.00	\$0.00
23	5169021	1200	\$0.00		\$0.00	\$0.00	\$0.00
23	5169021	1200	\$0.00		\$0.00	\$0.00	\$0.00
23	5169021	1200	\$0.00		\$0.00	\$0.00	\$0.00
23	5169021	1200	\$0.00		\$0.00	\$0.00	\$0.00
23	5169021	2100	\$0.00		\$0.00	\$0.00	\$0.00
23	5169021	2100	\$0.00		\$0.00	\$0.00	\$0.00
23	5169021	2100	\$0.00		\$0.00	\$0.00	\$0.00
23	5169021	2100	\$0.00		\$0.00	\$0.00	\$0.00
23	5169021	2400	\$0.00		\$0.00	\$0.00	\$0.00
23	5169021	2400	\$0.00		\$0.00	\$0.00	\$0.00
23	5169021	3200	\$0.00		\$0.00	\$0.00	\$0.00
23	5169022	1200	\$81,824.61	1.12436344	\$92,000.60	\$0.00	(\$10,175.99)
23	5169022	1200	\$32,375.15	1.06103941	\$34,351.31	\$0.00	(\$1,976.16)
23	5169022	1200	\$17,567.95	1.00274477	\$17,616.17	\$0.00	(\$48.22)
23	5169022	1200	\$9,207.49	0	\$0.00	\$0.00	\$9,207.49
23	5169022	2100	\$194,620.90	0.10302624	\$20,051.06	\$0.00	\$174,569.84
23	5169022	2100	\$4,558.40	1	\$4,558.40	\$0.00	\$0.00
23	5169022	2200	\$25,689.00	0	\$0.00	\$0.00	\$25,689.00
23	5169022	2400	(\$5,541.64)	-3.51550804	\$19,481.68	\$0.00	(\$25,023.32)
23	5169022	2400	\$9,938.73	0.58808117	\$5,844.78	\$0.00	\$4,093.95
23	5169022	3200	(\$35.61)	0	\$0.00	\$0.00	(\$35.61)
23	5169022	7400	\$48,494.37	1	\$48,494.37	\$0.00	\$0.00
23	5169023	1200	\$495,883.41	1.11455669	\$552,690.17	\$0.00	(\$56,806.76)
23	5169023	1200	\$348,483.47	0.65240687	\$227,353.01	\$0.00	\$121,130.46
23	5169023	1200	\$121,632.09	0.89710043	\$109,116.20	\$0.00	\$12,515.89
23	5169023	1200	\$60,000.00	0.2543075	\$15,258.45	\$10,379.00	\$34,362.55
23	5169023	1900	\$209,944.46	1	\$209,944.46	\$0.00	\$0.00
23	5169023	2100	\$105,903.40	0	\$0.00	\$0.00	\$105,903.40
23	5169023	2100	\$41,298.00	1.18325585	\$48,866.10	\$0.00	(\$7,568.10)
23	5169023	2100	\$93,042.00	1.07701973	\$100,208.07	\$0.00	(\$7,166.07)
23	5169023	2100	\$18,480.00	1	\$18,480.00	\$0.00	\$0.00
23	5169023	2100	\$23,776.16	0.22080942	\$5,250.00	\$0.00	\$18,526.16
23	5169023	2100	\$0.00		\$0.00	\$0.00	\$0.00
23	5169023	2200	\$35,500.00	0.27476648	\$9,754.21	\$0.00	\$25,745.79
23	5169023	2400	\$48,333.32	0.95814482	\$46,310.32	\$0.00	\$2,023.00
23	5169023	2400	\$49,860.51	0.96805648	\$48,267.79	\$0.00	\$1,592.72
23	5169023	2400	\$0.00		\$0.00	\$0.00	\$0.00
23	5169023	2400	\$0.00		\$0.00	\$0.00	\$0.00
23	5169023	3200	\$24,293.59	1	\$24,293.59	\$0.00	\$0.00
23	5169122	1200	\$198,633.41	0	\$0.00	\$0.00	\$198,633.41
23	5169122	1200	\$24,719.67	0	\$0.00	\$0.00	\$24,719.67
23	5169122	2100	\$0.00		\$0.00	\$0.00	\$0.00
23	5169122	2100	\$48,340.00	0	\$0.00	\$0.00	\$48,340.00
23	5169122	2200	\$45,000.00	0	\$0.00	\$0.00	\$45,000.00
23	5169122	2400	\$0.00		\$0.00	\$0.00	\$0.00
23	5169122	3200	\$2,257.56	0.59139956	\$1,335.12	\$0.00	\$922.44
23	5169123	1200	\$93,473.49	0.9863082	\$92,193.67	\$0.00	\$1,279.82
23	5169123	2100	\$93,762.00	0.88963717	\$83,414.16	\$0.00	\$10,347.84
23	5169123	2100	\$130,640.00	0.96536788	\$126,115.66	\$0.00	\$4,524.34
23	5169123	2400	\$0.00		\$0.00	\$0.00	\$0.00
23	5169123	3200	\$1,075.15	0.63213505	\$679.64	\$0.00	\$395.51
23	5519121	1200	\$0.00		\$0.00	\$0.00	\$0.00
23	5519121	2200	\$0.00		\$0.00	\$0.00	\$0.00
23	5519122	1200	\$761.55	1.2100453	\$921.51	\$0.00	(\$159.96)
23	5519122	7400	\$5,978.59	1	\$5,978.59	\$0.00	\$0.00
23	5519123	1200	\$6,746.37	0.28199906	\$1,902.47	\$2,097.53	\$2,746.37
23	5729021	1200	\$0.00		\$0.00	\$0.00	\$0.00
23	5729021	2200	\$0.00		\$0.00	\$0.00	\$0.00
23	5729021	3200	\$0.00		\$0.00	\$0.00	\$0.00
23	5729022	1200	\$57,260.44	0.98150818	\$56,201.59	\$0.00	\$1,058.85
23	5729022	2200	\$15,816.77	0	\$0.00	\$0.00	\$15,816.77
23	5729022	3200	\$0.00		\$0.00	\$0.00	\$0.00
23	5729022	3200	\$175.52	0.30480857	\$53.50	\$0.00	\$122.02
23	5729022	7400	\$40,949.43	1	\$40,949.43	\$0.00	\$0.00
23	5729023	1200	\$530,004.96	0.92755462	\$491,608.55	\$0.00	\$38,396.41

23	5729023	3200	\$5,300.00	0.93553019	\$4,958.31	\$245.17	\$96.52
23	5729121	1100	\$0.00		\$0.00	\$0.00	\$0.00
23	5729122	1100	\$183,652.42	0.43552576	\$79,985.36	\$0.00	\$103,667.06
23	5729122	7400	\$2,650.33	1	\$2,650.33	\$0.00	\$0.00
23	5729123	1100	\$170,481.39	0.21641013	\$36,893.90	\$8,502.47	\$125,085.02
23	5729221	1100	\$0.00		\$0.00	\$0.00	\$0.00
23	5729221	2200	\$0.00		\$0.00	\$0.00	\$0.00
23	5849022	1100	\$30,773.37	0.63250954	\$19,464.45	\$0.00	\$11,308.92
23	5849022	2200	\$10,631.07	0.05636498	\$599.22	\$0.00	\$10,031.85
23	5849022	3200	\$412.30	0.44651952	\$184.10	\$0.00	\$228.20
23	5849022	7400	\$1,481.49	1	\$1,481.49	\$0.00	\$0.00
23	5849023	1100	\$13,108.80	0.36892317	\$4,836.14	\$8,272.66	\$0.00
23	5849023	2200	\$41,211.67	1.07725069	\$44,395.30	\$0.00	(\$3,183.63)
23	5849023	3200	\$3,965.33	0.99930901	\$3,962.59	\$0.00	\$2.74
23	5879021	1200	\$0.00		\$0.00	\$0.00	\$0.00
23	5879022	1200	\$4,549.04	0.9861795	\$4,486.17	\$0.00	\$62.87
23	5879022	7400	\$1,494.41	1	\$1,494.41	\$0.00	\$0.00
23	5879023	1100	\$0.00		\$0.00	\$0.00	\$0.00
23	5879023	1200	\$43,049.66	0.94378097	\$40,629.45	\$485.36	\$1,934.85
23	5879121	1200	\$0.00		\$0.00	\$0.00	\$0.00
23	5879121	2200	\$0.00		\$0.00	\$0.00	\$0.00
23	5879122	1200	\$16,204.57	0	\$0.00	\$0.00	\$16,204.57
23	5879122	1200	\$2,500.00	0	\$0.00	\$0.00	\$2,500.00
23	5879122	2200	\$5,326.44	0	\$0.00	\$0.00	\$5,326.44
23	5879123	1200	\$18,704.57	0.15328874	\$2,867.20	\$3,132.80	\$12,704.57
23	5879123	2200	\$5,326.44	0	\$0.00	\$0.00	\$5,326.44
23	5909021	2200	\$0.00		\$0.00	\$0.00	\$0.00
23	5909021	3200	\$0.00		\$0.00	\$0.00	\$0.00
23	5909021	7400	\$0.00		\$0.00	\$0.00	\$0.00
23	5909022	1200	\$14,864.71	0.61488317	\$9,140.06	\$0.00	\$5,724.65
23	5909022	2200	\$34,597.75	0.82249048	\$28,456.32	\$0.00	\$6,141.43
23	5909022	3200	\$2,928.92	0	\$0.00	\$0.00	\$2,928.92
23	5909022	7400	\$16,039.16	1	\$16,039.16	\$0.00	\$0.00
23	5909023	2200	\$134,334.87	0.86369094	\$116,023.81	\$5,658.51	\$12,652.55
23	5909023	3200	\$16,630.05	0.52015779	\$8,650.25	\$7,979.80	\$0.00
23	5999021	1100	\$0.00		\$0.00	\$0.00	\$0.00
23	5999021	2200	\$0.00		\$0.00	\$0.00	\$0.00
23	5999021	3200	\$0.00		\$0.00	\$0.00	\$0.00
23	5999022	3100	\$108,349.29	1	\$108,349.29	\$0.00	\$0.00
23	5999023	2700	\$550,000.00	0.72268822	\$397,478.52	\$0.00	\$152,521.48
	TOTALS		\$139,789,516.73				

# GENERAL FUND-TRUE DAYS CASH

Includes Substitute Levy

