

# Medina City Schools

## Forecast Fund Analysis

June 30, 2024

	2023-2024 Original Estimate (1)	Y-T-D Actual July 2023 - June 2024 (2)	Percent	Variance (3)
Beginning Balance - July 1, 2023		39,972,859.26		0.00
General Fund	25,195,142.69			
Other Funds - Substitute Levy	14,777,716.57			
Revenue	<u>83,685,024.00</u> <b>83,685,024.00</b>	<u>85,539,015.57</u> <b>85,539,015.57</b>	<u>102.2%</u>	<u>-1,853,991.57</u> <b>-1,853,991.57</b>
Expenditures	93,591,593.00	91,851,615.03	98.1%	1,739,977.97
Encumbrance	851,800.00	1,634,208.46		-782,408.46
	<u><b>94,443,393.00</b></u>	<u><b>93,485,823.49</b></u>		<u><b>957,569.51</b></u>
Ending Balance - June 30, 2024	<u>29,214,490.26</u>	<u>32,026,051.34</u>		<u>-2,811,561.08</u>

Original Estimate revenue, expenditure and encumbrance taken from May 2023 five-year forecast  
Includes May 2018 Substitute Levy

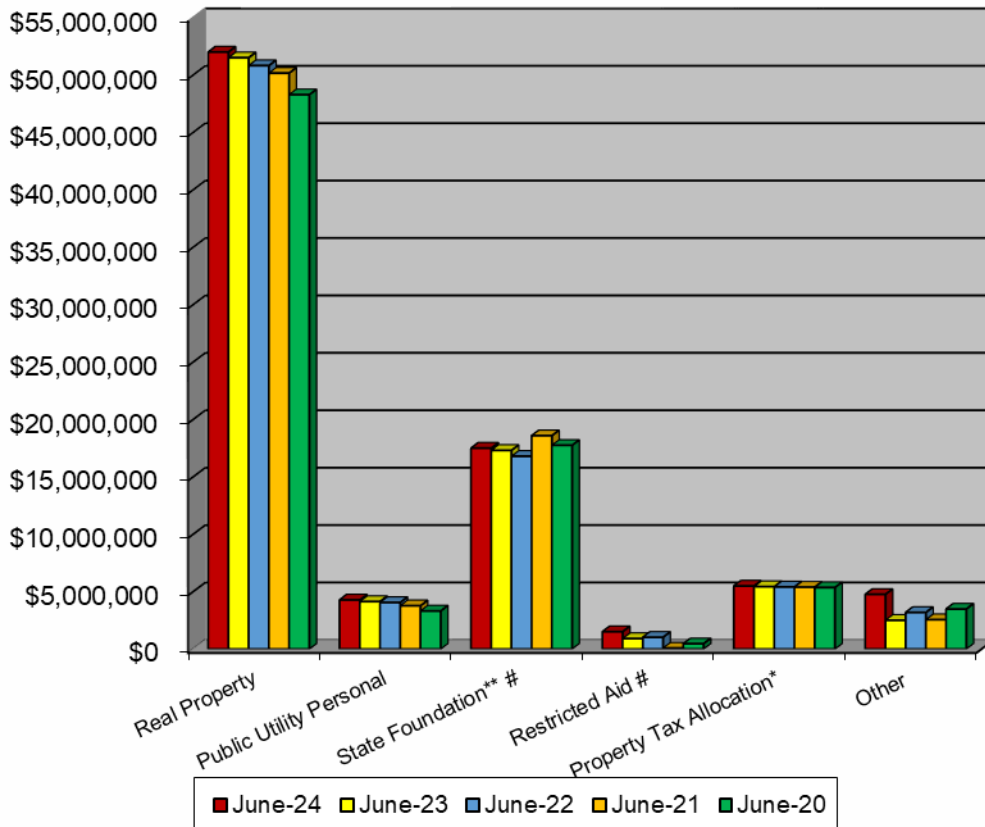
# Forecast Funds Summary

June 2024

## Revenues

1. Real Property Taxes – Total Real Property Taxes received from the beginning of the fiscal year until June 30, 2024 is \$51,997,996.01. This is an increase of 1.0% above last year's taxes received at this time. \$-0- was collected in June.
2. Public Utility Personal Property Taxes – Total Public Utility Personal Property Taxes received from the beginning of the fiscal year until June 30, 2024 is \$4,278,431.38. These monies are distributed upon settlement from the County Auditor. This amount is listed in a separate line for State and five-year forecasting purposes. \$-0- had been transferred from Real Property Taxes in June.
3. State Foundation – State Foundation monies received from the State of Ohio from the beginning of the fiscal year until June 30, 2024 total \$17,497,909.81. This is an increase of 1.1% above last year's foundation money received at this time. \$1,370,571.97 was collected in June.
4. Restricted Aid – Restricted Aid monies are for Career Tech funding and Economically Disadvantaged Students. We have added e-Rate funding as well because these funds are restrictive to technology. Monies received from the beginning of the fiscal year until June 30, 2024 total \$1,512,986.07. \$366,811.62 was collected in June.
5. Homestead and Rollback – Monies received from the State of Ohio from the beginning of the fiscal year until June 30, 2024 total \$5,490,689.69. \$-0- was collected in June. Receipts are based upon the real property taxes collected and Homestead filings with the County Auditor.
6. Other – Other monies received from the beginning of the fiscal year until June 30, 2024 total \$4,761,002.61. This is an increase of 90.0% above last year at this time. \$207,441.96 was collected in June.

## Forecast Fund Revenue



	June-24	June-23	June-22	June-21	June-20	Current Forecast
Real Property	\$51,997,996	\$51,501,614	\$50,818,509	\$50,162,687	\$48,279,664	\$51,997,996
Public Utility Personal	\$4,278,431	\$4,137,682	\$4,054,762	\$3,774,750	\$3,317,403	\$4,278,431
State Foundation** #	\$17,497,910	\$17,301,115	\$16,793,991	\$18,583,359	\$17,745,277	\$17,520,497
Restricted Aid #	\$1,512,986	\$910,654	\$1,026,586	\$82,859	\$461,112	\$1,219,246
Property Tax Allocation*	\$5,490,690	\$5,433,348	\$5,414,668	\$5,390,620	\$5,359,332	\$5,484,038
Other	\$4,761,003	\$2,505,699	\$3,189,122	\$2,561,414	\$3,487,467	\$4,933,444
<b>Total</b>	<b>\$85,539,016</b>	<b>\$81,790,112</b>	<b>\$81,297,638</b>	<b>\$80,555,689</b>	<b>\$78,650,257</b>	<b>\$85,433,652</b>
State %	28.6%	28.9%	28.6%	29.9%	30.0%	

\* Includes Homestead/Rollback, Tangible Personal Property Tax Fixed Rate Loss Reimbursement and Electric Deregulation.

\*\* Includes Casino Revenue in State Foundation beginning January 2013 and Economic Disadvantaged Funding in November 2013.

# Encompasses the Fair School Funding Plan as of January 2022

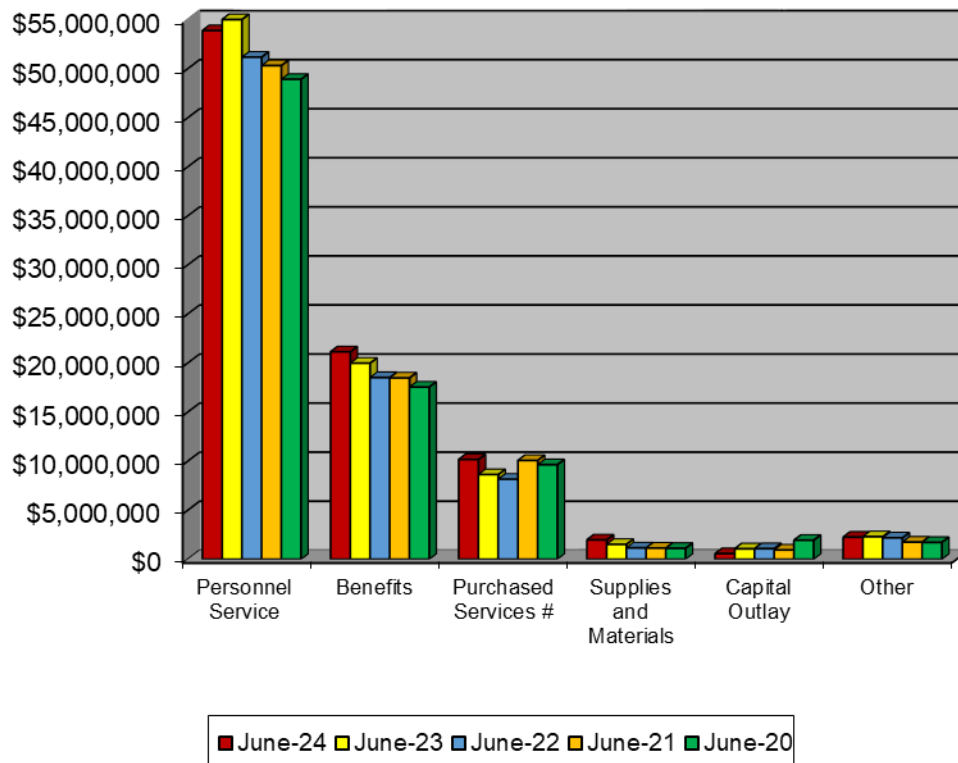
# Forecast Funds Summary

June 2024

## Expenditures

1. Personnel Services– The costs for personnel services for the School District from the beginning of the fiscal year until June 30, 2024 was \$49,527,525.83. This was an decrease of 2.8% below last year at this time. \$4,348,599.33 was spent in June.
2. Benefits – The cost for benefits for the School District from the beginning of the fiscal year until June 30, 2024 was \$21,140,376.02. This was an increase of 5.8% above last year at this time. \$1,722,101.29 was spent in June.
3. Purchased Services – The cost for purchased services for the district from the beginning of the fiscal year until June 30, 2024 total \$10,168,042.69. This was a 17.8% increase above last year at this time. \$1,102,125.93 was spent in June.
4. Supplies and Materials – The cost for supplies and materials for the district from the beginning of the fiscal year until June 30, 2024 total \$1,972,269.58. This was a 30.4% increase above last year at this time. \$265,301.58 was spent in June.
5. Capital Outlay – The cost for capital outlay for the district from the beginning of the fiscal year until June 30, 2024 total \$577,205.46. This was a 45.9% decrease below last year at this time. \$26,203.67 was spent in June.
6. Other – The cost of other expenditures excluding transfers for the district was \$2,259,616.22 for the fiscal year until June 30, 2024. This was a 1.8% decrease below last year at this time. \$57,760.67 spent in June.

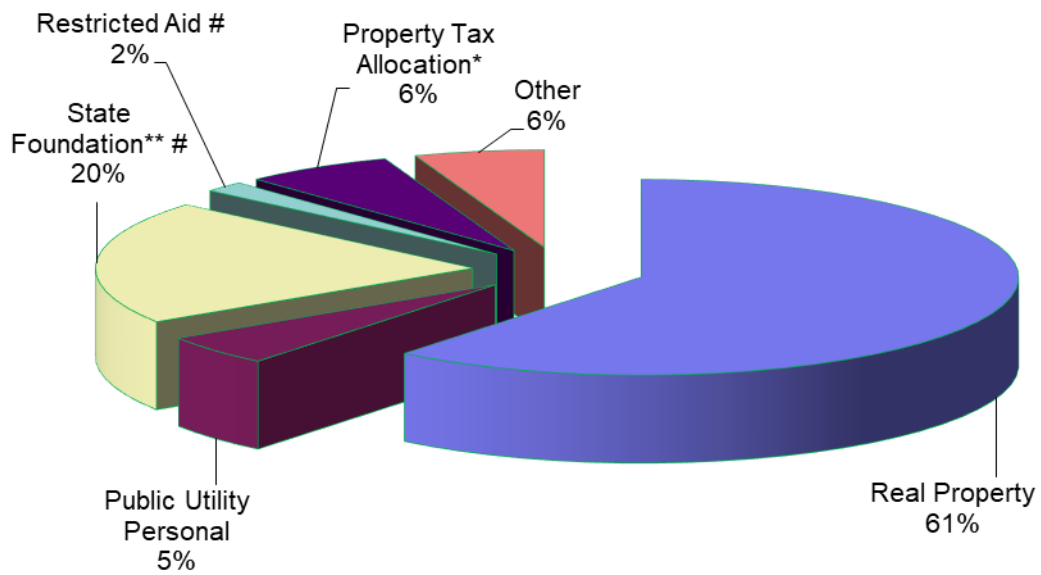
## Forecast Fund Expenditures



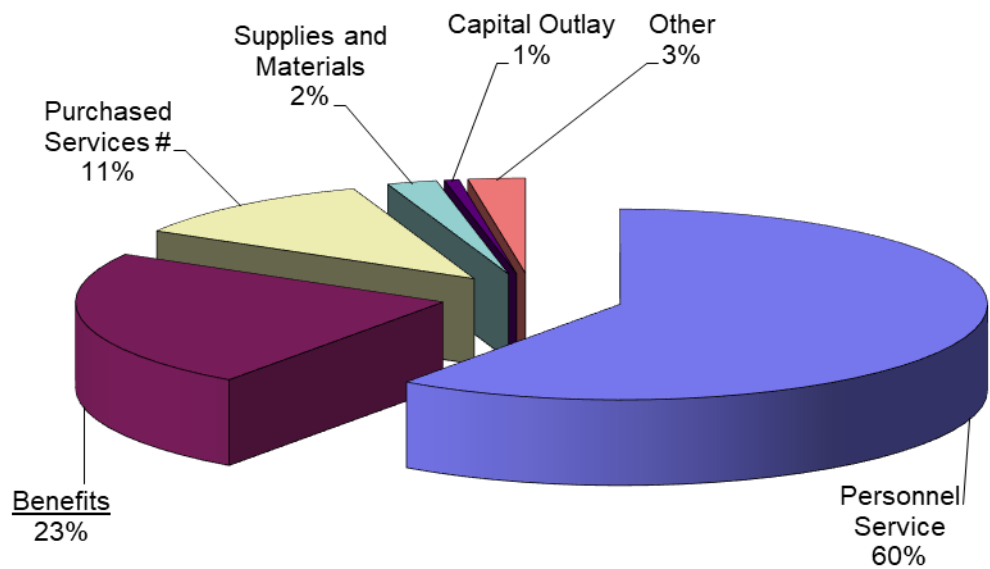
	June-24	June-23	June-22	June-21	June-20	Current Forecast
Personnel Service	\$53,876,125	\$55,451,873	\$51,167,885	\$50,311,000	\$48,911,847	\$54,743,270
Benefits	\$21,140,376	\$19,978,014	\$18,521,456	\$18,475,913	\$17,545,173	\$21,132,511
Purchased Services #	\$10,168,043	\$8,629,526	\$8,161,953	\$10,066,761	\$9,635,110	\$9,794,048
Supplies and Materials	\$1,972,270	\$1,512,405	\$1,157,838	\$1,135,522	\$1,115,042	\$1,853,315
Capital Outlay	\$577,205	\$1,066,559	\$1,077,242	\$943,830	\$1,935,742	\$581,996
Other	\$2,259,616	\$2,300,399	\$2,180,740	\$1,748,460	\$1,717,813	\$2,321,256
Transfers and Adv., Etc.	\$1,857,980	\$2,158,054	\$586,572	\$1,595,283	\$1,109,858	\$805,727
Other than Debt						
Total	\$91,851,615	\$91,096,831	\$82,853,686	\$84,276,769	\$81,970,586	\$91,232,123

# Reduced with Fair School Funding Plan in January 2022

## Current Forecast Fund Revenue



## Current Forecast Fund Expenditures



	04/26/24	05/10/24	05/24/24	06/07/24	06/21/24	Last Five Pay Variance	
FOOD SERVICE	\$29,379.21	\$29,379.21	\$31,286.54	\$29,029.68	\$29,029.68	1.19%	
TRANSPORTATION	\$45,233.07	\$45,233.07	\$45,233.07	\$45,233.07	\$45,233.07	0.00%	
IPP	\$90,024.17	\$90,024.17	\$91,476.45	\$94,810.63	\$90,809.38	-0.87%	
SECRETARY	\$43,761.08	\$43,761.08	\$42,549.47	\$42,549.47	\$42,549.47	2.77%	
MEDIA IPP	\$10,884.69	\$10,884.69	\$10,884.69	\$10,884.69	\$10,884.69	0.00%	
12 MONTH	\$131,769.71	\$131,769.71	131,769.71	130,409.60	130,322.67	1.10%	
PREVENTION COORDINATORS	\$10,277.42	\$10,277.42	\$10,277.42	\$10,277.42	\$10,277.42	0.00%	
ADMIN	\$29,267.18	\$29,267.18	\$29,267.18	\$29,267.18	\$29,293.62	-0.09%	
TEACHERS	\$1,512,765.91	\$1,513,660.76	1,513,660.76	1,514,172.48	1,514,172.48	-0.09%	
CERTIFIED 204:	\$7,840.41	\$7,840.41	\$7,840.41	\$7,840.41	\$7,840.41	0.00%	
ASST PRINCIPAL	\$24,223.89	\$24,223.89	\$24,223.89	\$24,223.89	\$24,223.89	0.00%	
CERT 12 MNTH- admin certified	\$28,953.44	\$28,953.44	\$28,953.44	\$28,953.44	\$28,953.44	0.00%	
CERTIFIED 219- PRINCIPALS	\$72,063.09	\$72,063.09	\$72,063.09	\$72,063.09	\$72,063.09	0.00%	
CERTIFIED 194:	\$7,969.45	\$7,969.45	\$7,969.45	\$7,969.45	\$7,969.45	0.00%	
PSYCHS	\$29,963.00	\$29,963.00	\$34,825.78	\$27,557.69	\$27,557.69	8.03%	

# Medina City School District

## Sales Tax Update

Date	Sales Tax Description	Receipts	Expenditures	Balance
July 1, 2023	Beginning Balance (071) Sales Tax and (002-9012) Bond			\$3,479,546.49
July	Sales Tax Distribution	\$975,501.22		\$4,455,047.71
	Summer Paving Project Consulting Services		\$8,340.21	\$4,446,707.50
	MHS Gym Scoreboards		\$76,218.00	\$4,370,489.50
	Summer Paving Project		\$10,089.92	\$4,360,399.58
	Roofing Project		\$30,449.70	\$4,329,949.88
	Asphalt Overlay and Removal		\$57,617.00	\$4,272,332.88
	Compressor for Walk In Freezer Claggett		\$3,865.00	\$4,268,467.88
	Fleet Master Lease Agreement		\$7,496.46	\$4,260,971.42
August	Summer Paving Project Consulting Services		\$32,605.42	\$4,228,366.00
	Roof Replacement Project Consulting Services		\$9,830.14	\$4,218,535.86
	Scoreboard Booster Payment		(\$30,487.20)	\$4,249,023.06
	Pickleball Court Construction		\$104,754.00	\$4,144,269.06
	Pickleball Court Construction - City Payment		(\$25,872.50)	\$4,170,141.56
	Pickleball Court Construction - City Payment		(\$22,000.00)	\$4,192,141.56
	District Paving 2023		\$248,623.91	\$3,943,517.65
	Roof Replacement Project		\$217,260.00	\$3,726,257.65
	Roofing Project 2022		\$89,719.79	\$3,636,537.86
	Fleet Master Lease Agreement		\$7,471.46	\$3,629,066.40
September	Summer Paving Project Consulting Services		\$263.30	\$3,628,803.10
	Digital Message Center Sign		\$4,210.75	\$3,624,592.35
	Summer Paving Project		\$15,000.00	\$3,609,592.35
	Pickleball Court Construction		\$37,284.00	\$3,572,308.35
	Pickleball Court Construction - City Payment		(\$52,377.00)	\$3,624,685.35
	Fleet Master Lease Agreement		\$7,351.97	\$3,617,333.38
October	Sales Tax Distribution	\$1,129,124.90		\$4,746,458.28
	MHS Scoreboards		\$68,596.20	\$4,677,862.08
	Pickleball Court Construction - City Payment		(\$18,642.00)	\$4,696,504.08
	Roof Replacement Project		\$166,071.03	\$4,530,433.05
	Scoreboard Booster Payment		(\$27,231.47)	\$4,557,664.52
November	COP's Principal and Interest		\$1,370,657.68	\$3,187,006.84
	Masonry Repairs Blake		\$8,760.00	\$3,178,246.84
	District Paving 2023		\$47,863.86	\$3,130,382.98
December	Heritage Renovation Consulting		\$34,320.00	\$3,096,062.98
	Fleet Master Lease Agreement		\$7,717.28	\$3,088,345.70
January 2024	Sales Tax Distribution	\$1,101,247.74		\$4,189,593.44
	Roof Replacement Project		\$67,659.11	\$4,121,934.33
	Walk In Cooler/Freezer at Blake		\$64,250.00	\$4,057,684.33
	Fleet Master Lease Agreement		\$7,714.35	\$4,049,969.98
February	Heritage Renovation Consulting		\$34,320.00	\$4,015,649.98
	Fleet Master Lease Agreement		\$7,717.28	\$4,007,932.70
March	Heritage Renovation Consulting		\$35,360.00	\$3,972,572.70
	Window Repair at MHS		\$6,528.00	\$3,966,044.70
	Fleet Master Lease Agreement		\$22,043.28	\$3,944,001.42
April	Blueprints for Bidders		\$30.00	\$3,943,971.42
	Heritage Renovation Consulting		\$4,792.01	\$3,939,179.41
May	COP's Interest		\$355,634.12	\$3,583,545.29
	Sales Tax Distribution	\$1,132,121.21		\$4,715,666.50
	Heritage Renovation Consulting		\$4,000.00	\$4,711,666.50
	Removal and Disposal of		\$6,000.00	\$4,705,666.50
	Permit for Heritage Renovation		\$1,740.70	\$4,703,925.80
	Sewer Permit		\$210.00	\$4,703,715.80
	Fleet Master Lease Agreement		\$18,604.96	\$4,685,110.84
June	COP's Bank Fee		\$1,375.00	\$4,683,735.84
	Installation of Lighting		\$6,262.50	\$4,677,473.34



**Medina City School District**  
**Sales Tax Update**

Restroom Partitions	\$1,845.00	\$4,675,628.34
MHS Scoreboards	\$8,046.80	\$4,667,581.54
Fleet Master Lease Agreement	\$9,201.61	\$4,658,379.93
Lighting Fixture Replacement	\$24,452.00	\$4,633,927.93
Fiscal Year Totals	\$4,337,995.07	\$3,183,613.63

# Medina City School District

## Recreation Center

Date	Description	District Revenue	District Expenses	City Reimbursements	Total Balance
July 1, 2022	Beginning Balance (003-9001)				\$ 243,131.08
July	Rec Center Expansion Project		\$2,550.00		\$ 240,581.08
	Deposit in Error			\$22,000.00	\$ 262,581.08
	Natatorium Upgrade Project		\$105,800.00		\$ 156,781.08
August	Rec Center Expansion Project		\$2,550.00		\$ 154,231.08
	Consulting Services for Natatorium Upgrade Project		\$1,950.00		\$ 152,281.08
	Error Correction			-\$22,000.00	\$ 130,281.08
	Natatorium Upgrade Project		\$282,049.00		\$ (151,767.92)
September	Rec Center Expansion Project		\$2,550.00		\$ (154,317.92)
	Labor and Materials to Replair Severed Pipes in Pool		\$6,122.00		\$ (160,439.92)
October	Consulting Services for Natatorium Upgrade Project		\$1,050.00		\$ (161,489.92)
	Rec Center Expansion Project		\$2,550.00		\$ (164,039.92)
	Labor and Materials to Replair Severed Pipes in Pool			\$3,061.00	\$ (160,978.92)
	Natatorium Upgrade Project		\$184,287.00		\$ (345,265.92)
November	Rec Center Expansion Project		\$1,700.00		\$ (346,965.92)
December	Rec Center Expansion Project		\$1,700.00		\$ (348,665.92)
	Consulting Services for Natatorium Upgrade Project		\$750.00		\$ (349,415.92)
	New Batting Cage		\$1,800.00		\$ (351,215.92)
	New Batting Cage			\$900.00	\$ (350,315.92)
	Fire Alarm Service		\$3,030.10		\$ (353,346.02)
	Natatorium Upgrade Project		\$121,923.66		\$ (475,269.68)
	Natatorium Repaint Targets & Color LED Lights		\$9,749.20		\$ (485,018.88)
	Natatorium Deck Drain Replacement		\$77,183.40		\$ (562,202.28)
January 2024	Transfer from 001	\$130,000.00			\$ (432,202.28)
	Natatorium Upgrade Project			\$23,000.00	\$ (409,202.28)
	Fire Alarm Service		\$347.06		\$ (409,549.34)
	Fire Alarm Service			\$3,030.10	\$ (406,519.24)
	Natatorium Upgrade Project		\$119,341.34		\$ (525,860.58)
February	Hot Tub		\$3,710.00		\$ (529,570.58)
	Curtain Replacement		\$7,900.00		\$ (537,470.58)
March	Hot Tub			\$1,855.00	\$ (535,615.58)
	Fire Alarm Service			\$347.06	\$ (535,268.52)
	Curtain Replacement			\$3,950.00	\$ (531,318.52)
	Natatorium Upgrade Project			\$476,716.40	\$ (54,602.12)
April	N/A		\$0.00		\$ (54,602.12)
May	TS LED Lamps		\$2,175.00		\$ (56,777.12)
	TS LED Lamps			\$1,087.50	\$ (55,689.62)
June	Correction - Consulting Services for 22-23 Roof Replacement			\$2,204.00	\$ (53,485.62)
Total Revenues, Expenditures and Reimbursements		\$ 130,000.00	\$ 942,767.76	\$ 516,151.06	



## Medina City Schools

JUNE**MONTH END BANK ACCOUNT BALANCES:**

OPERATING ACCOUNT - HUNTINGTON	\$	969,474.31	
FLEX ACCOUNT - HUNTINGTON	\$	77,156.23	
WORKERS COMP (ZBA) - HUNTINGTON	\$	-	
WESTFIELD BANK	\$	12,022.76	
WESTFIELD BANK COMMERCIAL CHECKING	\$	2,972,128.17	
STAR OHIO - GENERAL	\$	7,916,019.16	
JP Morgan / Metlife Claims	\$	5,941.16	
RED TREE INVESTMENTS - GENERAL	\$	20,757,155.67	
MULTISECURITIES FIXED	\$	12,080,000.00	
MULTISECURITIES CASH FUND DEPOSITS	\$	28,353.04	\$ 35,313.94
5/3RD BANK	\$	7,315,981.90	\$ 10,908.79
T. ROWE PRICE Hoffman-Collins	\$	333,094.22	
DWS -Hoffman- Collins	\$	552,378.78	
DWS - Bushman	\$	8,978.01	
Kanehl Stocks	\$	3,458.91	
<b>TOTAL BANK BALANCES</b>	<b>\$</b>	<b>53,032,142.32</b>	

**PETTY CASH/CHANGE FUND:**

PETTY CASH	\$	-
<b>TOTAL PETTY CASH/CHANGE FUND</b>	<b>\$</b>	<b>-</b>

**DEPOSITS IN TRANSIT:**

	\$	6,984.06	
	\$	10,908.79	5/3 RD DEPOSIT
	\$	969,000.00	5/3rd Money Market h
<b>TOTAL DEPOSITS IN TRANSIT</b>	<b>\$</b>	<b>986,892.85</b>	

**OUTSTANDING CHECKS:**

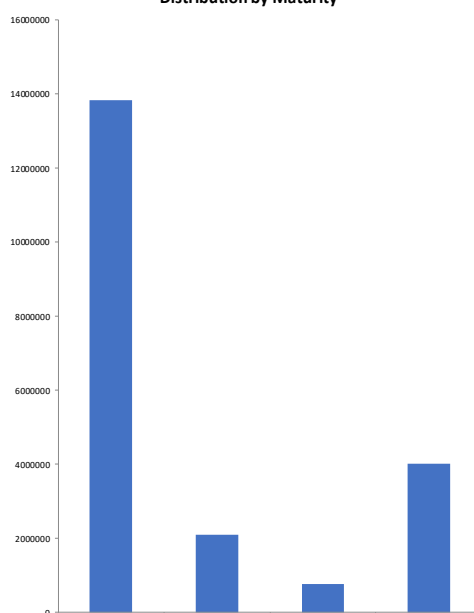
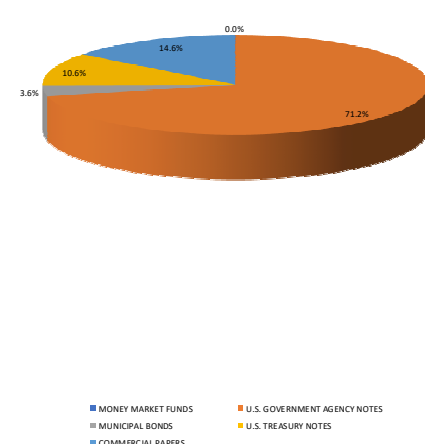
OPERATING ACCOUNT - HUNTINGTON:		
CHECKS	(287,327.36)	
EFT-MEMO CKS		
Workers Comp Outstanding Checks	(3,004.56)	SHEAKLEY
Flex Outstanding Checks	(640.74)	
PAYROLL ACCOUNT - HUNTINGTON:		
CHECKS	(58,650.21)	
EFTS		
<b>TOTAL OUTSTANDING CHECKS</b>	<b>\$</b>	<b>(349,622.87)</b>

**MISCELLANEOUS ADJUSTMENTS:****LIABILITY BALANCES:**

ADJUSTMENTS IN TRANSIT	(62,431.43)	
<b>TOTAL LIABILITIES ADJUSTMENTS</b>	<b>\$</b>	<b>(62,431.43)</b>
<b>TOTAL BANK BALANCE</b>	<b>\$</b>	<b>53,606,980.87</b>
<b>PER FINSUM (eFP)</b>	<b>\$</b>	<b>53,606,980.87</b> POST PAYROLL

**Difference \$ -**

**Monthly Investment Summary**  
**Medina City School District**  
**US Bank Custodian Acct Ending x70982**  
 June 30, 2024

Monthly Cash Flow Activity		Market Value Summary				
<b>From 05-31-24 through 06-30-24</b>						
Beginning Book Value	20,688,583.98					
Contributions	0.00					
Withdrawals	0.00					
Realized Gains/Losses	11,899.00					
Gross Interest Earnings	56,672.69					
Ending Book Value	20,757,155.67					
		<b>Security Type</b>	<b>Market Value</b>	<b>Pct. Assets</b>	<b>Avg Yield at Cost</b>	<b>Wght Avg Mat</b>
		<b>Money Market Fund</b>				
		MONEY MARKET FUNDS	4,567.78	0.0	5.17	0.00
		<b>Fixed Income</b>				
		MUNICIPAL BONDS	743,860.00	3.6	0.83	1.06
		U.S. GOVERNMENT AGENCY NOTES	14,652,663.24	70.8	3.05	1.07
		U.S. TREASURY NOTES	2,174,645.31	10.5	4.44	3.50
		Accrued Interest	115,188.25	0.6		
		<b>Commercial Paper</b>				
		COMMERCIAL PAPERS	2,996,959.09	14.5	5.60	0.37
		Accrued Interest	0.00	0.0		
		<b>TOTAL PORTFOLIO</b>	<b>20,687,883.67</b>	<b>100.0</b>	<b>3.49</b>	<b>1.22</b>
Maturity Distribution		Security Type Allocation				
<p align="center"><b>Distribution by Maturity</b></p> 						

**Disclosures:**

RedTree's internal accounting system is used as the source of the market value of this account. Although obtained from a source believed to be reliable, we cannot guarantee its accuracy. You should review all account statements provided by the custodian and compare with the statements provided by RedTree.

Questions? Call 888.596.2293 or email [info@redtreeinv.com](mailto:info@redtreeinv.com)

**Portfolio Holdings Report**  
**Medina City School District**  
**US Bank Custodian Acct Ending x70982**  
 June 30, 2024

Quantity	Cusip	Security Description	Moody's	S&P	Cost Basis	Market Value	Yield at Cost	Wtd Maturity	Purchase Date
<b>U.S. GOVERNMENT AGENCY NOTES</b>									
115,000	3130ANMM9	Federal Home Ln Bank 0.540% Due 08-26-24	Aaa	AA+	115,000.00	114,103.47	0.54	0.15	08-26-21
750,000	3130ANX88	Federal Home Ln Bank 0.500% Due 09-27-24	Aaa	AA+	749,775.00	740,993.26	0.51	0.24	09-27-21
1,500,000	3130ALQV9	Federal Home Ln Bank 0.570% Due 09-30-24	Aaa	AA+	1,500,000.00	1,481,838.69	0.57	0.25	03-30-21
500,000	3130ALTH7	Federal Home Ln Bank 0.510% Due 09-30-24	Aaa	AA+	500,000.00	493,874.83	0.51	0.25	03-30-21
2,000,000	3133EPVK8	Federal Farm Credit Bank 5.250% Due 10-02-24	Aaa	AA+	1,998,506.00	1,998,593.68	5.42	0.25	05-17-24
415,000	3130AKDS2	Federal Home Ln Bank 0.390% Due 10-28-24	Aaa	AA+	415,402.55	408,054.56	0.36	0.32	02-19-21
1,000,000	3135G06E8	Federal Natl Mtg Assoc 0.420% Due 11-18-24	Aaa	AA+	998,250.00	979,707.30	0.46	0.37	11-18-20
1,065,000	3133EPWP6	Federal Farm Credit Bank 5.500% Due 11-25-24	Aaa	AA+	1,064,829.60	1,064,983.96	5.52	0.39	09-25-23
1,000,000	3130A3GE8	Federal Home Ln Bank 2.750% Due 12-13-24	Aaa	AA+	987,919.00	988,123.74	5.38	0.44	06-24-24
1,200,000	3133EMER9	Federal Farm Credit Bank 0.470% Due 01-27-25	Aaa	AA+	1,198,620.00	1,166,329.97	0.50	0.56	10-29-20
600,000	3130AV7L0	Federal Home Ln Bank 5.000% Due 02-28-25	Aaa	AA+	595,584.00	598,814.12	5.57	0.63	10-20-23
250,000	3130AWLY4	Federal Home Ln Bank 5.125% Due 06-13-25	Aaa	AA+	249,855.00	249,811.03	5.16	0.92	08-24-23
800,000	3134GXDM3	Federal Home Ln Mtg 0.620% Due 12-01-25	Aaa	AA+	799,400.00	752,078.65	0.64	1.38	12-02-20
380,000	3134GXHD9	Federal Home Ln Mtg 0.700% Due 12-23-25	Aaa	AA+	380,000.00	356,737.23	0.70	1.44	12-23-20
500,000	3130AYP59	Federal Home Ln Bank 5.500% Due 01-26-26	Aaa	AA+	499,750.00	499,398.23	5.53	1.45	06-26-24
500,000	3130AKZ25	Federal Home Ln Bank 0.650% Due 02-26-26	Aaa	AA+	500,000.00	465,931.39	0.65	1.61	02-26-21
200,000	3133EPWK7	Federal Farm Credit Bank 4.500% Due 09-22-28	Aaa	AA+	198,250.20	200,414.78	4.70	3.77	09-29-23
300,000	3134H1ES8	Federal Home Ln Mtg 6.000% Due 09-27-28	Aaa	AA+	300,000.00	298,937.35	6.00	3.64	09-29-23
800,000	3133ERHN4	Federal Farm Credit Bank 4.250% Due 10-20-28	Aaa	AA+	795,080.00	794,098.60	4.41	3.89	06-27-24
725,000	3133EPZN8	Federal Farm Credit Bank 5.000% Due 10-24-28	Aaa	AA+	724,463.50	740,624.04	5.02	3.82	10-24-23
260,000	3130B07A1	Federal Home Ln Bank 6.000% Due 03-21-29	Aaa	AA+	260,000.00	259,214.35	6.00	4.00	03-21-24
	Accrued Interest					84,014.60			
					14,830,684.85	14,736,677.84	3.05	1.07	
<b>MUNICIPAL BONDS</b>									
500,000	677581JB7	State of Ohio, OH REV 0.520% Due 12-15-24	Aa2	AA	500,000.00	488,975.00	0.52	0.45	06-08-21
250,000	668180CW0	Northwestern LSD, OH GO 5.820% Due 12-01-26	Aa2		304,310.00	254,885.00	1.42	2.23	10-12-21
	Accrued Interest					1,328.06			
					804,310.00	745,188.06	0.83	1.06	

**Disclosures:**

RedTree's internal accounting system is used as the source of the market value of this account. Although obtained from a source believed to be reliable, we cannot guarantee its accuracy. You should review all account statements provided by the custodian and compare with the statements provided by RedTree.

Questions? Call 888.596.2293 or email [info@redtreeinv.com](mailto:info@redtreeinv.com)

**Portfolio Holdings Report**  
**Medina City School District**  
**US Bank Custodian Acct Ending x70982**  
 June 30, 2024

Quantity	Cusip	Security Description	Moody's	S&P	Cost Basis	Market Value	Yield at Cost	Wtd Maturity	Purchase Date
<b>U.S. TREASURY NOTES</b>									
500,000	91282CHM6	US Treasury Note 4.500% Due 07-15-26	Aaa	AA+	499,003.91	497,871.09	4.59	1.89	02-29-24
500,000	91282CHQ7	US Treasury Note 4.125% Due 07-31-28	Aaa	AA+	495,429.69	494,941.40	4.35	3.66	02-29-24
380,000	91282CJN2	US Treasury Note 4.375% Due 11-30-28	Aaa	AA+	379,940.63	380,133.59	4.38	3.96	06-28-24
500,000	91282CKD2	US Treasury Note 4.250% Due 02-28-29	Aaa	AA+	498,554.69	498,066.40	4.31	4.13	02-29-24
300,000	91282CKP5	US Treasury Note 4.625% Due 04-30-29	Aaa	AA+	299,582.77	303,632.81	4.66	4.27	04-30-24
	Accrued Interest					29,845.60			
					2,172,511.69	2,204,490.91	4.44	3.50	
<b>COMMERCIAL PAPER</b>									
1,000,000	63307LH87	National Bank of Canada 0.000% Due 08-08-24	P-1	A-1	958,305.00	993,900.00	5.82	0.11	11-13-23
450,000	89119AM21	TD USA 0.000% Due 12-02-24	P-1	A-1+	439,253.25	439,597.80	5.47	0.42	06-24-24
400,000	89119AM39	TD USA 0.000% Due 12-03-24	P-1	A-1+	385,666.67	390,696.80	5.35	0.42	03-28-24
350,000	89233GND4	Toyota Motor Credit 0.000% Due 01-13-25	P-1	A-1+	336,061.25	339,960.25	5.53	0.53	04-18-24
600,000	17327ANM5	Citigroup 0.000% Due 01-21-25	P-1	A-1	576,015.00	581,648.40	5.55	0.55	04-26-24
260,000	89233GPM2	Toyota Motor Credit 0.000% Due 02-21-25	P-1	A-1+	249,780.18	251,155.84	5.50	0.63	05-29-24
	Accrued Interest					0.00			
					2,945,081.35	2,996,959.09	5.60	0.37	
<b>MONEY MARKET FUND</b>									
	USBMMF	First American Treasury Obligations Fund			4,567.78	4,567.78	5.17		
<b>TOTAL PORTFOLIO</b>					20,757,155.67	20,687,883.67	3.49	1.22	

**Disclosures:**

RedTree's internal accounting system is used as the source of the market value of this account. Although obtained from a source believed to be reliable, we cannot guarantee its accuracy. You should review all account statements provided by the custodian and compare with the statements provided by RedTree.

Questions? Call 888.596.2293 or email [info@redtreeinv.com](mailto:info@redtreeinv.com)

Monthly Activity Reports  
 Medina City School District  
 US Bank Custodian Acct Ending x70982  
 From 06-01-24 Through 06-30-24

## GROSS INTEREST INCOME

Ex-Date	Pay-Date	Security	Amount
<b>U.S. GOVERNMENT AGENCY NOTES</b>			
06-03-24	06-03-24	Federal Home Ln Mtg 0.620% Due 12-01-25	2,480.00
06-13-24	06-13-24	Federal Home Ln Bank 5.125% Due 06-13-25	6,406.25
06-14-24	06-14-24	Federal Home Ln Bank 2.875% Due 06-14-24	14,375.00
06-14-24	06-14-24	Federal Home Ln Bank 3.375% Due 06-14-24	16,875.00
06-20-24	06-24-24	Federal Home Ln Bank 2.750% Due 12-13-24	-840.28
06-24-24	06-24-24	Federal Home Ln Mtg 0.700% Due 12-23-25	1,330.00
06-24-24	06-26-24	Federal Home Ln Bank 5.500% Due 01-26-26	-11,458.33
06-26-24	06-27-24	Federal Farm Credit Bank 4.250% Due 10-20-28	-661.11
			28,506.53
<b>MUNICIPAL BONDS</b>			
06-03-24	06-03-24	Northwestern LSD, OH GO 5.820% Due 12-01-26	7,275.00
06-17-24	06-17-24	State of Ohio, OH REV 0.520% Due 12-15-24	1,300.00
			8,575.00
<b>U.S. TREASURY NOTES</b>			
06-26-24	06-28-24	US Treasury Note 4.375% Due 11-30-28	-1,271.86
<b>COMMERCIAL PAPER</b>			
06-14-24	06-14-24	Toyota Motor Credit 0.000% Due 06-14-24	0.00
06-14-24	06-14-24	Toyota Motor Credit 0.000% Due 06-14-24	18,897.24
			18,897.24
<b>MONEY MARKET FUND</b>			
06-03-24	06-03-24	First American Treasury Obligations Fund	1,965.78
<b>GROSS INCOME</b>			<b>56,672.69</b>

**Disclosures:**

RedTree's internal accounting system is used as the source of the market value of this account. Although obtained from a source believed to be reliable, we cannot guarantee its accuracy. You should review all account statements provided by the custodian and compare with the statements provided by RedTree.

Questions? Call 888.596.2293 or email [info@redtreeinv.com](mailto:info@redtreeinv.com)

**Purchase and Sale**  
**Medina City School District**  
**US Bank Custodian Acct Ending x70982**  
 From 06-01-24 Through 06-30-24

Trade Date	Settle Date	Quantity	Security	Unit Price	Amount
<b>PURCHASES</b>					
06-26-2024	06-27-2024	800,000	Federal Farm Credit Bank 4.250% Due 10-20-28	99.38	795,080.00
06-20-2024	06-24-2024	1,000,000	Federal Home Ln Bank 2.750% Due 12-13-24	98.79	987,919.00
06-24-2024	06-26-2024	500,000	Federal Home Ln Bank 5.500% Due 01-26-26	99.95	499,750.00
06-21-2024	06-24-2024	450,000	TD USA 0.000% Due 12-02-24	97.61	439,253.25
06-26-2024	06-28-2024	380,000	US Treasury Note 4.375% Due 11-30-28	99.98	379,940.63
					3,101,942.88
<b>SALES</b>					
06-14-2024	06-14-2024	1,000,000	Federal Home Ln Bank 2.875% Due 06-14-24	100.00	1,000,000.00
06-14-2024	06-14-2024	1,000,000	Federal Home Ln Bank 3.375% Due 06-14-24	100.00	1,000,000.00
06-14-2024	06-14-2024	450,000	Toyota Motor Credit 0.000% Due 06-14-24	100.00	450,000.00
					2,450,000.00

**Disclosures:**

RedTree's internal accounting system is used as the source of the market value of this account. Although obtained from a source believed to be reliable, we cannot guarantee its accuracy. You should review all account statements provided by the custodian and compare with the statements provided by RedTree.

Questions? Call 888.596.2293 or email [info@redtreeinv.com](mailto:info@redtreeinv.com)



**Realized Gains/Losses**  
**Medina City School District**  
**US Bank Custodian Acct Ending x70982**  
 From 06-01-24 Through 06-30-24

Open Date	Close Date	Quantity	Security	Cost Basis	Proceeds	Gain or Loss	
						Short Term	Long Term
03-15-2024	06-14-2024	1,000,000	Federal Home Ln Bank 2.875% Due 06-14-24	993,770.00	1,000,000.00	6,230.00	
03-05-2024	06-14-2024	1,000,000	Federal Home Ln Bank 3.375% Due 06-14-24	994,331.00	1,000,000.00	5,669.00	
TOTAL GAINS						11,899.00	0.00
TOTAL LOSSES						0.00	0.00
				1,988,101.00	2,000,000.00	11,899.00	0.00
TOTAL REALIZED GAIN/LOSS		11,899.00					

**Disclosures:**

RedTree's internal accounting system is used as the source of the market value of this account. Although obtained from a source believed to be reliable, we cannot guarantee its accuracy. You should review all account statements provided by the custodian and compare with the statements provided by RedTree.

Questions? Call 888.596.2293 or email [info@redtreeinv.com](mailto:info@redtreeinv.com)

ENV# CEBQLJBPMNHDN\_BBBBB  
FIFTH THIRD SECURITIES, INC.  
MD 1M0B2A  
5050 KINGSLEY DRIVE  
CINCINNATI, OH 45263



MEDINA CITY SCHOOLS  
DAVID CHAMBERS  
739 WEYMOUTH RD  
MEDINA OH 44256

STATEMENT FOR THE PERIOD JUNE 1, 2024 TO JUNE 30, 2024

MEDINA CITY SCHOOLS - Corporation  
Account Number: [REDACTED]

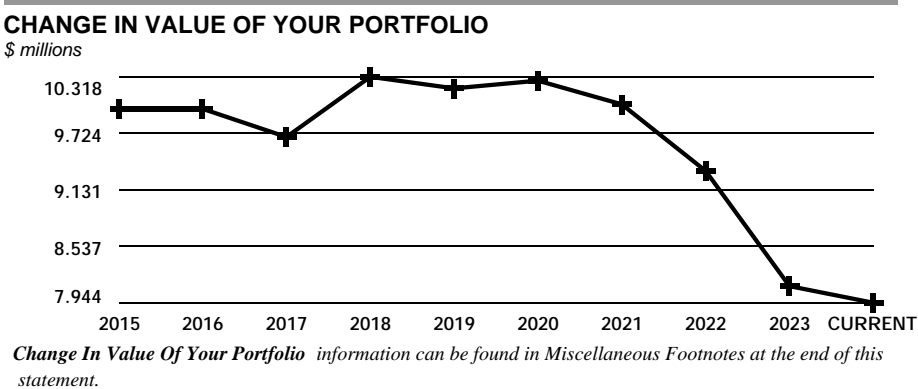
BEGINNING VALUE OF YOUR PORTFOLIO	\$7,918,130.85
TOTAL VALUE OF YOUR PORTFOLIO	\$7,943,606.20

For questions about your accounts:  
In-State: 614 744 5496  
National: 888 889 1025

By the courtesy of:  
Carter & Savage

FOR YOUR INFORMATION

Fifth Third Securities, Inc. Investments offered through Fifth Third Securities, Inc., member FINRA/SIPC



Fifth Third Securities, Inc.

**Statement for the Period June 1, 2024 to June 30, 2024**

MEDINA CITY SCHOOLS - Corporation  
Account Number: [REDACTED]



## Account Overview

<b>CHANGE IN ACCOUNT VALUE</b>	<i>Current Period</i>	<i>Year-to-Date</i>
BEGINNING VALUE	\$7,918,130.85	\$8,125,004.49
Additions and Withdrawals	(\$10,908.79)	(\$303,505.77)
Misc. & Corporate Actions	\$0.00	\$0.00
Income	\$10,908.79	\$54,505.77
Taxes, Fees and Expenses	\$0.00	\$0.00
Change in Value	\$25,475.35	\$67,601.71
ENDING VALUE (AS OF 06/30/24)	\$7,943,606.20	\$7,943,606.20

Refer to Miscellaneous Footnotes for more information on Change in Value.

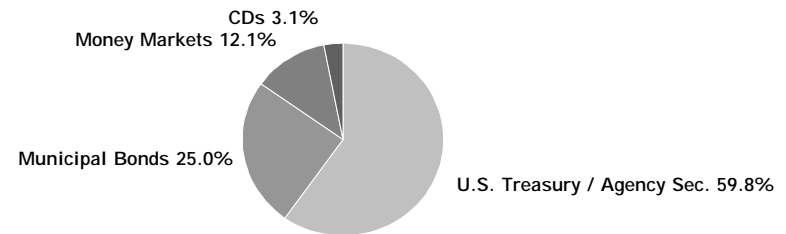
<b>INCOME</b>	<i>Current Period</i>	<i>Year-to-Date</i>
TAXABLE		
Taxable Dividends	\$2,172.31	\$8,661.62
Taxable Interest	\$8,736.48	\$45,844.15
TOTAL TAXABLE	\$10,908.79	\$54,505.77
<b>TOTAL INCOME</b>	<b>\$10,908.79</b>	<b>\$54,505.77</b>

Taxable income is determined based on information available to NFS at the time the statement was prepared, and is subject to change. Final information on taxation of interest and dividends is available on Form 1099-Div, which is mailed in February of the subsequent year.

## MESSAGES AND ALERTS

Customers wishing to learn more about their investment professional can contact the FINRA BrokerCheck Hotline Number at 1-800-289-9999 or visit the FINRA Regulation website [www.finra.org](http://www.finra.org). Customers can also obtain an investor brochure that includes information describing the FINRA BrokerCheck program by contacting Brokerage Operations 1-888-889-1025.

## ACCOUNT ALLOCATION



	<i>Percent</i>	<i>Prior Period</i>	<i>Current Period</i>
Money Markets	12.1 %	\$729,000.00	\$969,000.00
CDs	3.1	\$482,496.00	\$243,703.95
Municipal Bonds	25.0	\$1,975,098.60	\$1,983,499.00
U.S. Treasury / Agency Sec.	59.8	\$4,731,536.25	\$4,747,403.25
<b>TOTAL</b>	<b>100.0 %</b>	<b>\$7,918,130.85</b>	<b>\$7,943,606.20</b>

*Account Allocation* shows the percentage that each asset class represents of your total account value. Account Allocation for equities, fixed income, and other categories may include mutual funds and may be net of short positions. NFS has made assumptions concerning how certain mutual funds are allocated. Closed-end mutual funds and Exchange Traded Products (ETPs) listed on an exchange may be included in the equity allocation. The chart may not reflect your actual portfolio allocation. Consult your broker/dealer prior to making investment decisions.

Statement for the Period June 1, 2024 to June 30, 2024

MEDINA CITY SCHOOLS - Corporation  
Account Number: [REDACTED]



# Account Overview *continued*

---

## MESSAGES AND ALERTS *continued*

Please note that the FDIC insured deposit at Fifth Third Bank under the Fifth Third BD Program is not covered by SIPC. The FDIC insured deposit is eligible for FDIC insurance subject to FDIC coverage limits at the time funds are deposited at Fifth Third Bank. As referenced in the Fifth Third BD Program disclosure document, clients are responsible for monitoring their total assets at Fifth Third Bank to determine the extent of available FDIC coverage.

Fifth Third Securities reminds you to please promptly report any inaccuracies or discrepancies in your account to Brokerage Operations by calling 1-888-889-1025. Please reconfirm any oral communications in writing to your investment professional to further protect your rights under the Securities Investor Protection Act SIPC. Visit [53.com/FTSdisclosure](https://53.com/FTSdisclosure) to find important disclosures for retail investors, which includes information on the services our firm offers, fees, costs, and conflicts of interest.

Statement for the Period June 1, 2024 to June 30, 2024

MEDINA CITY SCHOOLS - Corporation  
Account Number: [REDACTED]



Holdings

NFS-provided cost basis, realized gain (loss) and holding period information may not reflect all adjustments necessary for tax purposes. Please refer to Footnotes and Cost Basis Information at the end of this statement for more information.

For additional information regarding your holdings, please refer to the footnotes at the end of the statement.

**Client Investment** - Reflects the amount from share purchases, transfers and conversions that have customer or third party provided cost basis. The amount does not reflect all account activity, including, but not limited to shares acquired via certain corporate actions, gifted/inherited, date of death step-up, or dividend reinvestments. The amount may fluctuate over time based on activity within the account due to buying, transferring or converting additional shares or selling all or part of a security. Transfers or conversions that do not have cost basis will not be reflected in the Client Investment amount. The reflected Client Investment amount does not represent your cost basis reported on IRS Form 1099-B, as it is a separate calculation.

CASH AND CASH EQUIVALENTS - 12.20% of Total Account Value

Description	Symbol/Cusip Account Type	Quantity	Price on 06/30/24	Current Market Value	Estimated Annual Income
<b>Money Markets</b>					
FEDERATED HERMES GOVT OBLIGATIONS IS 7 DAY YIELD 5.17%	GOIXX CASH	969,000	\$1.00	\$969,000.00	
Dividend Option Cash					
Capital Gain Option Cash					
<b>Total Cash and Cash Equivalents</b>				<b>\$969,000.00</b>	

Statement for the Period June 1, 2024 to June 30, 2024

MEDINA CITY SCHOOLS - Corporation  
Account Number: [REDACTED]



HOLDINGS > FIXED INCOME - 87.80% of Total Account Value

ALERT: You have a fixed income position due to mature within the next 90 days.

For an explanation of fixed income pricing, please see the last page. Redemption schedule(s), bond rating(s), and other information are provided where available. If information does not appear regarding a particular investment, it is not available.

Copyright 2022, S&P Global Market Intelligence. Reproduction of any information, data or material, including ratings ("Content") in any form is prohibited except with the prior written permission of the relevant party. Such party, its affiliates and suppliers ("Content Providers") do not guarantee the accuracy, adequacy, completeness, timeliness or availability of any Content and are not responsible for any errors or omissions (negligent or otherwise), regardless of the cause, or for the results obtained from the use of such Content. In no event shall Content Providers be liable for any damages, costs, expenses, legal fees, or losses (including lost income or lost profit and opportunity costs) in connection with any use of the Content. A reference to a particular investment or security, a rating or any observation concerning an investment that is part of the Content is not a recommendation to buy, sell or hold such investment or security, does not address the suitability of an investment or security and should not be relied on as investment advice. Credit ratings are statements of opinions and are not statements of fact.

Moody's® Copyright 2022, Moody's Investors Service, Inc. ("Moody's"). Moody's ratings ("Ratings") are proprietary to Moody's or its affiliates and are protected by copyright and other intellectual property laws. Ratings are licensed to Licensee by Moody's. RATINGS MAY NOT BE COPIED OR OTHERWISE REPRODUCED, REPACKAGED, FURTHER TRANSMITTED, TRANSFERRED, DISSEMINATED, REDISTRIBUTED OR RESOLD, OR STORED FOR SUBSEQUENT USE FOR ANY SUCH PURPOSE, IN WHOLE OR IN PART, IN ANY FORM OR MANNER OR BY ANY MEANS WHATSOEVER, BY ANY PERSON WITHOUT MOODY'S PRIOR WRITTEN CONSENT. Moody's® is a registered trademark.

Description	Symbol/Cusip Account Type	Quantity	Estimated Price on 06/30/24	Estimated Current Market Value	Estimated Annual Income	Original/Adjusted Cost Basis	Unrealized Gain (Loss)
-------------	------------------------------	----------	-----------------------------------	--------------------------------------	----------------------------	---------------------------------	---------------------------

CDs

Certificates of Deposit (CDs), including Market Indexed CD s and Market Linked CDs (collectively, MCDs) are generally shown at estimated market prices based upon a matrix or model pricing method that may not represent the actual price if sold prior to maturity. However, CDs and MCDs may be shown at face value for up to seven calendar days from date of issue if estimated market prices have not been received from a third party pricing vendor. The actual value of CDs and MCDs may be different from their purchase price. CDs and MCDs are subject to interest rate risk. The estimated market price reflected for MCDs may not be based on the actual closing value of the linked market index on the final maturity date and the market value of MCDs may not correspond directly to increases or decreases in the underlying linked market index. You may sell CDs or MCDs in the secondary market subject to market conditions. The secondary market for CDs and MCDs is generally illiquid. If sold prior to maturity, the value of MCDs may be less than the purchase amount or face value. The sale or redemption of any fixed income security prior to maturity may result in a substantial gain or loss, and an early withdrawal penalty may apply. Certain MCDs may only be redeemed on pre-specified liquidation dates and may have call features that allow the issuer to call the MCD prior to maturity. Certain Step Rate CDs are also subject to reinvestment risk if call provisions are exercised by the issuer and if a CD with a comparable rate is not available.

See sales materials or contact your broker/dealer for additional information.

RAYMOND JAMES BK NATL ASSN CD 2.00000%	75472RAE1	245,000	\$0.99471	\$243,703.95	\$4,900.00	\$245,000.00	
08/23/2024 FDIC INSURED	CASH						
CPN PMT SEMI-ANNUAL							
ON FEB 23, AUG 23							
Next Interest Payable: 08/23/24							
Estimated Yield 2.01%							
Accrued Interest \$1731.78							
Average Unit Cost \$1.00							
Client Investment \$245,000.00							
Adjusted Cost Basis						\$245,000.00	D (\$1,296.05)

Municipal Bonds

COLUMBUS OHIO ST CMNTY COLLEGE 00.56700%	19954VAJ6	460,000	\$98.025	\$450,915.00	\$2,608.20	\$453,645.40	
12/01/2024 TAXABLE FACS CONSTR IMPT GO	CASH						

Statement for the Period June 1, 2024 to June 30, 2024

MEDINA CITY SCHOOLS - Corporation  
Account Number: [REDACTED]



HOLDINGS > FIXED INCOME *continued*

Description	Symbol/Cusip Account Type	Quantity	Estimated Price on 06/30/24	Estimated Current Market Value	Estimated Annual Income	Original/Adjusted Cost Basis	Unrealized Gain (Loss)
<b>COLUMBUS OHIO ST CMNTY COLLEGE 00.56700%</b> 19954VAJ6 <i>continued</i>							
UNLTD TAX BDS SER. 2020 B UNLIMITED GEN OBLIG MOODY'S Aa1 /S&P AA CPN PMT SEMI-ANNUAL ON JUN 01, DEC 01 Next Interest Payable: 12/01/24 Accrued Interest \$217.35 Average Unit Cost \$98.62 Client Investment \$453,645.40 Adjusted Cost Basis \$453,645.40 D (\$2,730.40) Unrealized Market Discount Income \$1,158.20 Q							
<b>CENTERVILLE OHIO CITY SCH DIST 00.81900%</b> 152239JX8 250,000 \$94.216 \$235,540.00 \$2,047.50 \$250,772.50							
12/01/2025 TAXABLE UNLTD TAX GO IMPT REF CASH BDS SER. 2020 UNLIMITED GEN OBLIG MOODY'S Aa1 CPN PMT SEMI-ANNUAL ON DEC 01, JUN 01 Next Interest Payable: 12/01/24 Accrued Interest \$170.63 Average Unit Cost \$100.10 Client Investment \$250,772.50 Adjusted Cost Basis \$250,243.39 D (\$14,703.39) YTD Amortized Premium \$84.92 E							
<b>FRANKLIN CNTY OHIO TAXABLE GO LTD TAX</b> 3531727W3 1,400,000 \$92.646 \$1,297,044.00 \$11,900.00 \$1,400,000.00							
00.85000% 06/01/2026 VAR PURP REF BDS CASH SER. 2021 B LIMITED GEN OBLIG MOODY'S Aaa /S&P AAA CPN PMT SEMI-ANNUAL ON DEC 01, JUN 01 Next Interest Payable: 12/01/24 Accrued Interest \$991.67 Average Unit Cost \$100.00 Client Investment \$1,400,000.00 Adjusted Cost Basis \$1,400,000.00 D (\$102,956.00)							
<b>Total Municipal Bonds</b> 2,110,000 \$1,983,499.00 \$16,555.70 \$2,103,888.79 (\$120,389.79)							

Fifth Third Securities, Inc.

Account carried with National Financial Services LLC, Member  
NYSE, SIPC

Statement for the Period June 1, 2024 to June 30, 2024

MEDINA CITY SCHOOLS - Corporation  
Account Number: [REDACTED]



**HOLDINGS > FIXED INCOME** *continued*

Description	Symbol/Cusip Account Type	Quantity	Estimated Price on 06/30/24	Estimated Current Market Value	Estimated Annual Income	Original/Adjusted Cost Basis	Unrealized Gain (Loss)
<b>U.S. Treasury / Agency Securities</b>							
<b>FEDERAL NATL MTG ASSN NOTE 0.42000%</b> 11/18/2024 MOODY'S Aaa /S&P AA+ CPN PMT SEMI-ANNUAL ON MAY 18, NOV 18 Next Interest Payable: 11/18/24 CALLABLE ON 08/18/2024 @ 100.0000 Accrued Interest \$137.96 Average Unit Cost \$99.94 Client Investment \$274,835.00 Adjusted Cost Basis	3135G06E8 CASH	275,000	\$97.975	\$269,431.25	\$1,155.00	\$274,835.00	
						\$274,835.00	D (\$5,403.75)
<b>FEDERAL HOME LOAN BA SER HR-9025</b> 2.15000% 02/18/2025 MOODY'S Aaa /S&P AA+ CPN PMT SEMI-ANNUAL ON AUG 18, FEB 18 Next Interest Payable: 08/18/24 CALLABLE ON 08/18/2024 @ 100.0000 STEP COUPON RESET FREQUENCY TERM MODE Accrued Interest \$7883.33 Average Unit Cost \$99.42 Client Investment \$994,230.00 Adjusted Cost Basis	3130AQRN5 CASH	1,000,000	\$98.004	\$980,040.00	\$21,500.00	\$994,230.00	
						\$994,230.00	D (\$14,190.00)
<b>FEDERAL FARM CR BKS BOND 0.53000%</b> 07/29/2025 MOODY'S Aaa /S&P AA+ CPN PMT SEMI-ANNUAL ON JAN 29, JUL 29 Next Interest Payable: 07/29/24 CONTINUOUSLY CALLABLE FROM 10/29/2021 CALLABLE ON 07/04/2024 @ 100.0000 Accrued Interest \$2237.78 Average Unit Cost \$99.85 Client Investment \$998,500.00 Adjusted Cost Basis	3133EMFC1 CASH	1,000,000	\$95.307	\$953,070.00	\$5,300.00	\$998,500.00	
						\$998,500.00	D (\$45,430.00)

Fifth Third Securities, Inc.

Account carried with National Financial Services LLC, Member  
NYSE, SIPC



Statement for the Period June 1, 2024 to June 30, 2024

MEDINA CITY SCHOOLS - Corporation  
Account Number: [REDACTED]



**HOLDINGS > FIXED INCOME** *continued*

Description	Symbol/Cusip Account Type	Quantity	Estimated Price on 06/30/24	Estimated Current Market Value	Estimated Annual Income	Original/Adjusted Cost Basis	Unrealized Gain (Loss)
<b>FEDERAL FARM CR BKS BOND 0.61000%</b> 08/25/2025 MOODY'S Aaa /S&P AA+ CPN PMT SEMI-ANNUAL ON FEB 25, AUG 25 Next Interest Payable: 08/25/24 CONTINUOUSLY CALLABLE FROM 02/25/2021 CALLABLE ON 07/04/2024 @ 100.0000 Accrued Interest \$2135.00 Average Unit Cost \$100.00 Client Investment \$1,000,000.00 Adjusted Cost Basis	3133EL4W1 CASH	1,000,000	\$95.088	\$950,880.00	\$6,100.00	\$1,000,000.00	
						\$1,000,000.00	D (\$49,120.00)
<b>FEDERAL HOME LOAN BA SER L7-2026</b> 1.50000% 04/14/2026 MOODY'S Aaa /S&P AA+ CPN PMT SEMI-ANNUAL ON OCT 14, APR 14 Next Interest Payable: 10/14/24 STEP COUPON RESET FREQUENCY TERM MODE Accrued Interest \$3166.67 Average Unit Cost \$100.00 Client Investment \$1,000,000.00 Adjusted Cost Basis	3130ALVT8 CASH	1,000,000	\$94.301	\$943,010.00	\$15,000.00	\$1,000,000.00	
						\$1,000,000.00	D (\$56,990.00)
<b>FEDERAL HOME LOAN BA SER TX-9026</b> 1.00000% 09/30/2026 MOODY'S Aaa /S&P AA+ CPN PMT SEMI-ANNUAL ON MAR 30, SEP 30 Next Interest Payable: 09/30/24 CALLABLE ON 06/30/2024 @ 100.0000 STEP COUPON RESET FREQUENCY TERM MODE NEXT RESET 09/30/2024 @ 1.25000 Accrued Interest \$1750.00 Average Unit Cost \$99.86	3130ANZM5 CASH	700,000	\$92.996	\$650,972.00	\$7,000.00	\$698,999.00	

Fifth Third Securities, Inc.

Account carried with National Financial Services LLC, Member  
NYSE, SIPC

MN \_CEBQLJPBBMNHDN\_BBBBB 20240628

S

Statement for the Period June 1, 2024 to June 30, 2024

MEDINA CITY SCHOOLS - Corporation  
Account Number: [REDACTED]



HOLDINGS > FIXED INCOME *continued*

Description	Symbol/Cusip Account Type	Quantity	Estimated Price on 06/30/24	Estimated Current Market Value	Estimated Annual Income	Original/Adjusted Cost Basis	Unrealized Gain (Loss)
FEDERAL HOME LOAN BA SER TX-9026	3130ANZM5	<i>continued</i>					
Client Investment	\$698,999.00						
Adjusted Cost Basis						\$698,999.00 D	(\$48,027.00)
<b>Total U.S. Treasury / Agency Securities</b>		4,975,000		\$4,747,403.25	\$56,055.00	\$4,966,564.00	(\$219,160.75)
<b>Total Fixed Income</b>		7,330,000		\$6,974,606.20	\$77,510.70	\$7,315,452.79	(\$340,846.59)
<b>Total Fixed Income Client Investment</b>	<b>\$7,315,981.90</b>						
<b>Total Securities</b>				\$6,974,606.20	\$77,510.70	\$7,315,452.79	(\$340,846.59)
<b>TOTAL PORTFOLIO VALUE</b>				\$7,943,606.20	\$77,510.70	\$7,315,452.79	(\$340,846.59)
<b>TOTAL CLIENT INVESTMENT</b>	<b>\$7,315,981.90</b>						

Activity

NFS-provided cost basis, realized gain (loss) and holding period information may not reflect all adjustments necessary for tax purposes. Please refer to Footnotes and Cost Basis Information at the end of this statement for more information.

PURCHASES, SALES, AND REDEMPTIONS

Settlement Date	Account Type	Transaction	Description	Quantity	Amount	Total Cost Basis	Realized Gain (Loss)
<b>Redemptions</b>							
06/28/24	CASH	REDEEMED	STATE BK REESEVILLE WIS CD 2.25000% 06/28/2024 REDEMPTION PAYOUT #REOR R6003280110000 Adjusted Cost Basis	(240,000)	\$240,000.00	\$240,000.00	
<b>Total Redemptions</b>					\$240,000.00	\$240,000.00 D	

**Statement for the Period June 1, 2024 to June 30, 2024**

MEDINA CITY SCHOOLS - Corporation  
Account Number: [REDACTED]

**ACTIVITY > CORE FUND ACTIVITY**

For more information about the operation of your core account, please refer to your Customer Agreement.

Settlement Date	Account Type	Transaction	Description	Quantity	Amount
06/03/24	CASH	YOU BOUGHT	FEDERATED HERMES GOVT OBLIGATIONS IS @ 1	10,450.16	(\$10,450.16)
06/28/24	CASH	YOU BOUGHT	FEDERATED HERMES GOVT OBLIGATIONS IS @ 1	229,549.84	(\$229,549.84)
<b>TOTAL CORE FUND ACTIVITY</b>					<b>(\$240,000.00)</b>

**ACTIVITY > ADDITIONS AND WITHDRAWALS > OTHER ADDITIONS AND WITHDRAWALS**

Date	Account Type	Transaction	Description	Quantity	Amount
<b>Other Additions and Withdrawals</b>					
06/28/24	CASH	WIRE TRANS TO BANK	WD74753154 THE HUNTINGTON NATIONAL BANK [REDACTED]		(\$10,908.79)
<b>Total Other Additions and Withdrawals</b>					<b>(\$10,908.79)</b>
<b>TOTAL ADDITIONS AND WITHDRAWALS</b>					<b>(\$10,908.79)</b>

**ACTIVITY > INCOME > TAXABLE INCOME**

Settlement Date	Account Type	Transaction	Description	Quantity	Amount
<b>Taxable Dividends</b>					
05/31/24	CASH	DIVIDEND RECEIVED	FEDERATED HERMES GOVT OBLIGATIONS IS DIVIDEND RECEIVED		\$2,172.31
<b>Total Taxable Dividends</b>					<b>\$2,172.31</b>

**Taxable Interest**

**Fifth Third Securities, Inc.**

MN \_CEBQLJBPBMMNHDN\_BBBBB 20240628

S

Account carried with National Financial Services LLC, Member  
NYSE, SIPC

**Statement for the Period June 1, 2024 to June 30, 2024**MEDINA CITY SCHOOLS - Corporation  
Account Number: [REDACTED]**ACTIVITY > INCOME > TAXABLE INCOME** *continued*

Settlement Date	Account Type	Transaction	Description	Quantity	Amount
06/01/24	CASH	MUNI TAXABLE INT	CENTERVILLE OHIO CITY SCH DIST 00.81900% 12/01/2025 TAXABLE UNLTD TAX GO IMPT REF BDS SER. 2020		\$1,023.75
06/01/24	CASH	MUNI TAXABLE INT	COLUMBUS OHIO ST CMNTY COLLEGE 00.56700% 12/01/2024 TAXABLE FACS CONSTR IMPT GO UNLTD TAX BDS SER. 2020 B		\$1,304.10
06/01/24	CASH	MUNI TAXABLE INT	FRANKLIN CNTY OHIO TAXABLE GO LTD TAX 00.85000% 06/01/2026 VAR PURP REF BDS SER. 2021 B		\$5,950.00
06/28/24	CASH	INTEREST	STATE BK REESEVILLE WIS CD 2.25000% 06/28/2024		\$458.63
<b>Total Taxable Interest</b>					<b>\$8,736.48</b>
<b>Total Taxable Income</b>					<b>\$10,908.79</b>
<b>TOTAL INCOME</b>					<b>\$10,908.79</b>

## Footnotes and Cost Basis Information

Amortization, accretion and similar adjustments to cost basis have been provided for many fixed income securities (and some bond-like equities), however, they are not provided for certain types, such as short-term instruments, Unit Investment Trusts, foreign fixed income securities, or those that are subject to early prepayment of principal (pay downs). Where current year premium or acquisition premium amortization is provided, the prior years' cumulative amortization is reflected in the adjusted cost basis, but we cannot provide a breakdown or the total of such prior amortization amounts.

NFS is required to report certain cost basis and related information to the IRS on the Form 1099-B. Your official 1099-B forms for certain transactions will reflect which lots have been sold for tax purposes. To apply a specific identification cost basis method to 1099-B reporting, appropriate instructions must be on file with NFS or be received by NFS before the trade has settled. Absent such instructions, NFS determines cost basis at the time of sale based on its default methods of average cost for open-end mutual funds and first-in, first-out (FIFO) for all other (including ETFs) unless your broker dealer has elected to use another default method. NFS applies FIFO (or other disposal method, if applicable) based on its records, which may be different from yours. For transactions that are not subject to 1099-B cost basis reporting, you should refer to your trade confirmations and other applicable records to determine which lots were considered sold for tax purposes.



MULTI-BANK SECURITIES, INC.\*

1060 Town Center, Suite 2300  
Southfield, MI 48075  
(800) 967-9045

Member of FINRA & SIPC; MSRB Registered.

## Brokerage

### Account Statement

June 1, 2024 - June 30, 2024

Account Number: [REDACTED]

MEDINA CITY SCHOOLS  
739 WEYMOUTH RD  
MEDINA OH 44256-2037

#### Your Account Executive:

ANDREW CARDINALI

#### Portfolio at a Glance

	This Period
<b>BEGINNING ACCOUNT VALUE</b>	<b>\$12,013,894.86</b>
Deposits (Cash & Securities)	496,000.00
Withdrawals (Cash & Securities)	531,313.94
Dividends, Interest and Other Income	28,329.88
<b>Net Change in Portfolio<sup>1</sup></b>	<b>20,969.49</b>
<b>ENDING ACCOUNT VALUE</b>	<b>\$12,027,880.29</b>
Estimated Annual Income	\$513,813.50

<sup>1</sup> Net Change in Portfolio is the difference between the ending account value and beginning account value after activity.

#### Asset Summary

Percent	Asset Type	Last Period	This Period
1%	Cash, Money Funds, and Bank Deposits	35,337.10	28,353.04
99%	Fixed Income	11,978,557.76	11,999,527.25
100%	<b>Account Total</b>	<b>\$12,013,894.86</b>	<b>\$12,027,880.29</b>

Please review your allocation periodically with your Account Executive.

#### Client Service Information

Your Account Executive: ATT

ANDREW CARDINALI

#### Contact Information

**E-Mail:** customerservice@mbssecurities.com

#### Client Service Information

**Service Hours:** Weekdays 09:00 a.m. - 05:00 p.m. (EST)

**Client Service Telephone Number:** (800) 967-9045

**Web Site:** WWW.MBSSECURITIES.COM

## Your Account Information

### INVESTMENT OBJECTIVE

Investment Objective: NONE SPECIFIED

Please discuss your investment objective with your Account Executive.

### TAX LOT DEFAULT DISPOSITION METHOD

Default Method for Mutual Funds: First In First Out

Default Method for Stocks in a Dividend Reinvestment Plan: First In First Out

Default Method for all Other Securities: First In First Out

### BOND AMORTIZATION ELECTIONS

Amortize premium on taxable bonds based on Constant Yield Method: Yes

Accrual market discount method for all other bond types: Constant Yield Method

Include market discount in income annually: No

### ELECTRONIC DELIVERY

You have **not** enrolled any documents for electronic delivery. The following documents are available for electronic delivery:

Statements and Reports

Notifications

Tax Documents

Trade Confirmations

Prospectus

Proxy/Shareholder Communications

Please log in to your account or contact your Account Executive to make any changes to your electronic delivery preferences.

## Income and Expense Summary

	Current Period		Year-to-Date	
	Taxable	Non Taxable	Taxable	Non Taxable
<b>Interest Income</b>				
Bond Interest	28,312.89	0.00	217,118.60	0.00
Credit Interest	16.99	0.00	156.76	0.00
<b>Total Income</b>	<b>\$28,329.88</b>	<b>\$0.00</b>	<b>\$217,275.36</b>	<b>\$0.00</b>

## Portfolio Holdings

Description	Quantity	Opening Balance	Closing Balance	Accrued Income	30-Day Yield
<b>CASH, MONEY FUNDS AND BANK DEPOSITS 1.00% of Portfolio</b>					
Cash Balance		35,337.10	28,353.04		
<b>TOTAL CASH, MONEY FUNDS AND BANK DEPOSITS</b>		<b>\$35,337.10</b>	<b>\$28,353.04</b>	<b>\$0.00</b>	

Description	Quantity	Market Price	Market Value	Accrued Interest	Estimated Annual Income	Estimated Yield
<b>FIXED INCOME 99.00% of Portfolio (In Maturity Date Sequence)</b>						
<b>Certificates of Deposit</b>						
1*FLAGSTAR BK FSB TROY MICH CTF DEP 0.500% 07/17/24 DTD 07/17/20 ACT/365 1ST CPN DTE 01/17/21 Security Identifier: 33847E3V7	248,000.0000	99.7450	247,367.60	560.55	1,240.00	0.50%

June 1, 2024 - June 30, 2024  
**MEDINA CITY SCHOOLS**

**Portfolio Holdings (continued)**

Description	Quantity	Market Price	Market Value	Accrued Interest	Estimated Annual Income	Estimated Yield
<b>FIXED INCOME (continued)</b>						
<b>Certificates of Deposit (continued)</b>						
TOYOTA FINL SVGS BK HEND NV CTF DEP 0.600% 08/12/24 DTD 08/12/21 ACT/365 1ST CPN DTE 02/12/22 Security Identifier: 89235MLG4	248,000.0000	99.4100	246,536.80	566.66	1,488.00	0.60%
PACIFIC PREMIER BK IRVINE CALIF CTF DEP 3.450% 09/09/24 DTD 09/09/22 ACT/365 1ST CPN DTE 03/09/23 Security Identifier: 69478QGQ7	248,000.0000	99.5710	246,936.08	2,648.84	8,556.00	3.46%
CHARLES SCHWAB BK SSB WESTLAKE TEX CTF DEP 5.200% 09/16/24 DTD 03/10/23 ACT/365 Security Identifier: 15987UAT5	243,000.0000	99.9480	242,873.64	3,877.35	12,636.00	5.20%
WELLS FARGO BK N A SIOUX FALLS S D CTF DEP 4.500% 10/21/24 DTD 10/21/22 ACT/365 Security Identifier: 9497632V7	248,000.0000	99.7250	247,318.00	275.18	11,160.00	4.51%
INSTITUTION FOR SVGS IN NEWBURYPORT & ITS VIC MA CTF DEP 0.700% 10/28/24 DTD 10/28/21 ACT/365 Security Identifier: 45780PBBO	249,000.0000	98.4570	245,157.93	9.55	1,743.00	0.71%
WESTERN ALLIANCE BK PHOENIX AZ CTF DEP 5.000% 10/28/24 DTD 04/27/23 ACT/365 1ST CPN DTE 10/27/23 Security Identifier: 95763PLV1	243,000.0000	99.8650	242,671.95	2,130.41	12,150.00	5.00%
CROSSFIRST BK LEAWOOD KS CTF DEP 5.100% 11/18/24 DTD 05/17/23 ACT/365 CALLABLE 07/17/24 Security Identifier: 22766AMB8	243,000.0000	99.8880	242,727.84	1,493.95	12,393.00	5.10%
BANK OZK LITTLE ROCK ARK CTF DEP 5.150% 12/03/24 DTD 05/03/24 ACT/365 1ST CPN DTE 06/03/24 Security Identifier: 06418CTV8	248,000.0000	99.8910	247,729.68	944.78	12,772.00	5.15%
BEAL BK USA LAS VEGAS NEV CTF DEP 5.250% 12/04/24 DTD 05/01/24 ACT/365 1ST CPN DTE 12/04/24 Security Identifier: 07371DL96	248,000.0000	99.9320	247,831.36	2,140.27	13,020.00	5.25%
PNC BK NATL ASSN WILMINGTON DEL CTF DEP 5.400% 12/12/24 DTD 06/12/24 ACT/365 Security Identifier: 69355NGA7	248,000.0000	100.0140	248,034.72	660.43	13,392.00	5.39%
SIMMONS BK PINE BLUFF ARK CTF DEP 5.200% 12/18/24 DTD 03/18/24 ACT/365 1ST CPN DTE 12/18/24 Security Identifier: 82869AFG5	240,000.0000	99.8910	239,738.40	3,555.95	12,480.00	5.20%

**Portfolio Holdings (continued)**

Description	Quantity	Market Price	Market Value	Accrued Interest	Estimated Annual Income	Estimated Yield
<b>FIXED INCOME (continued)</b>						
<b>Certificates of Deposit (continued)</b>						
MEADOWS BK LAS VEGAS NEV CTF DEP 5.200% 12/20/24 B/E DTD 03/20/24 ACT/365 1ST CPN DTE 12/20/24 Security Identifier: 58321JEE4	240,000.0000	99.8910	239,738.40	3,487.56	12,480.00	5.20%
WEST GATE BK LINCOLN NEB CTF DEP 5.400% 12/24/24 DTD 06/24/24 ACT/365 1ST CPN DTE 07/24/24 Security Identifier: 95285QBQ0	248,000.0000	100.0220	248,054.56	220.14	13,392.00	5.39%
CITIZENS BK NA PROVIDENCE RI CTF DEP 5.250% 12/27/24 DTD 03/27/24 ACT/365 Security Identifier: 75524KRK2	240,000.0000	99.9160	239,798.40	3,279.45	12,600.00	5.25%
BANK SOUTH CAROLINA CHARLESTON CTF DEP 5.150% 12/31/24 DTD 05/10/24 ACT/365 1ST CPN DTE 12/31/24 Security Identifier: 065064AJ6	248,000.0000	99.8840	247,712.32	1,784.58	12,772.00	5.15%
BURKE & HERBERT BK & TR CO ALEXANDRIA VA CTF DEP 3.450% 02/05/25 DTD 08/05/22 ACT/365 Security Identifier: 121331AN2	248,000.0000	98.9030	245,279.44	586.03	8,556.00	3.48%
NORTHWEST BK BOISE IDAHO CTF DEP 5.250% 03/24/25 DTD 03/22/23 ACT/365 1ST CPN DTE 04/22/23 Security Identifier: 66736ACF4	248,000.0000	99.9720	247,930.56	285.37	13,020.00	5.25%
SAFRA NATL BK NEW YORK CTF DEP INSTL CTF DEP 2.000% 03/24/25 DTD 03/23/22 ACT/365 Security Identifier: 78658RHM6	248,000.0000	97.6370	242,139.76	1,345.32	4,960.00	2.04%
PACIFIC ALLIANCE BK SAN GABRIEL CA CTF DEP 5.150% 03/27/25 B/E DTD 03/27/23 ACT/365 Security Identifier: 693963AEO	248,000.0000	99.9280	247,821.44	104.98	12,772.00	5.15%
BANKWELL BK NEW CANAAN CONN CTF DEP 5.150% 03/31/25 B/E DTD 03/31/23 ACT/365 1ST CPN DTE 05/01/23 Security Identifier: 06654BES6	248,000.0000	99.9420	247,856.16	1,014.76	12,772.00	5.15%
BEAL BK PLANO TEX CTF DEP 2.600% 04/16/25 B/E DTD 04/20/22 ACT/365 1ST CPN DTE 10/20/22 Security Identifier: 07371AN74	246,000.0000	97.9330	240,915.18	1,244.15	6,396.00	2.65%
ALLY BK SANDY UTAH CTF DEP 2.950% 04/28/25 DTD 04/28/22 ACT/365 CALLABLE 06/28/24 Security Identifier: 02007GQG1	246,000.0000	98.1220	241,380.12	1,252.58	7,257.00	3.00%
CROSS RIV BK TEANECK NJ CTF DEP 4.850% 05/19/25 DTD 05/19/23 ACT/365 1ST CPN DTE 11/19/23 Security Identifier: 227563CJO	244,000.0000	99.6190	243,070.36	1,361.72	11,834.00	4.86%
BARCLAYS BK DEL RETAIL CTF DEP 3A2 INSTL CTF DEP 3.050% 06/02/25 DTD 06/02/22 ACT/360 Security Identifier: 06740KQS9	248,000.0000	98.0200	243,089.60	588.31	7,564.00	3.11%



June 1, 2024 - June 30, 2024  
MEDINA CITY SCHOOLS

**Portfolio Holdings (continued)**

Description	Quantity	Market Price	Market Value	Accrued Interest	Estimated Annual Income	Estimated Yield
<b>FIXED INCOME (continued)</b>						
<b>Certificates of Deposit (continued)</b>						
EAGLEBANK BETHESDA MD CTF DEP 5.050% 07/21/25 DTD 07/21/23 ACT/365 1ST CPN DTE 08/21/23 Security Identifier: 27002YGD2	248,000.0000	99.8660	247,667.68	308.81	12,524.00	5.05%
GENERATIONS BK ROGERS ARK CTF DEP 3.400% 08/04/25 DTD 08/03/22 ACT/365 CALLABLE 07/03/24 Security Identifier: 37149CAZ0	248,000.0000	98.1240	243,347.52	623.74	8,432.00	3.46%
CAPITAL ONE NATL ASSN MCLEAN VA CTF DEP 3.350% 08/11/25 DTD 08/10/22 ACT/365 Security Identifier: 14042RTP6	248,000.0000	98.0360	243,129.28	3,209.39	8,308.00	3.41%
FIRST ST BK WINCHESTER OHIO CTF DEP 3.500% 09/16/25 DTD 09/16/22 ACT/365 Security Identifier: 33650TAG5	248,000.0000	98.0830	243,245.84	332.93	8,680.00	3.56%
FIRST INTERNET BK FISHERS IND CTF DEP 4.000% 09/29/25 DTD 09/28/22 ACT/365 1ST CPN DTE 10/28/22 Security Identifier: 32056GDQ0	248,000.0000	98.6580	244,671.84	54.36	9,920.00	4.05%
CIBC BK USA CHICAGO IL CTF DEP 4.850% 11/25/25 DTD 05/25/23 ACT/365 1ST CPN DTE 11/25/23 Security Identifier: 12547CBL1	244,000.0000	99.6500	243,146.00	1,167.19	11,834.00	4.86%
MORGAN STANLEY PRIVATE BK NATL ASSN INSTL CTF DEP PROGRAM 3.200% 11/28/25 DTD 05/31/22 Security Identifier: 61768U4L8	248,000.0000	97.4570	241,693.36	43.48	7,936.00	3.28%
UNITED PRAIRIE BK MTN LAKE MINN CTF DEP 5.300% 12/11/25 DTD 10/11/23 ACT/365 Security Identifier: 91134CCV1	248,000.0000	100.3460	248,858.08	684.21	13,144.00	5.28%
FIRST FNDTN BK IRVINE CA CTF DEP 4.900% 02/18/26 DTD 08/18/23 ACT/365 1ST CPN DTE 02/18/24 Security Identifier: 32026UX27	248,000.0000	99.8250	247,566.00	4,427.99	12,152.00	4.90%
ARMOR BK FORREST CITY ARK CTF DEP 5.300% 03/24/26 DTD 03/24/23 ACT/365 CALLABLE 07/24/24 Security Identifier: 04225AAC2	248,000.0000	100.0240	248,059.52	216.07	13,144.00	5.29%
MINNWEST BK REDWOOD FALLS MINN CTF DEP 5.150% 04/08/26 DTD 04/08/24 ACT/365 CALLABLE 10/08/24 Security Identifier: 60425SLP2	248,000.0000	99.7080	247,275.84	769.82	12,772.00	5.16%

**Portfolio Holdings (continued)**

Description	Quantity	Market Price	Market Value	Accrued Interest	Estimated Annual Income	Estimated Yield
<b>FIXED INCOME (continued)</b>						
<b>Certificates of Deposit (continued)</b>						
GOLDEN BK NATL ASSN HOUSTON TEX CTF DEP 5.200% 04/20/26 DTD 10/20/23 ACT/365 1ST CPN DTE 04/20/24 Security Identifier: 38081GBA3	243,000.0000	100.4020	243,976.86	346.19	12,636.00	5.17%
WOOD & HUSTON BK MARSHALL MO CTF DEP 4.700% 06/30/26 DTD 06/30/23 ACT/365 1ST CPN DTE 07/30/23 Security Identifier: 978208AG1	248,000.0000	99.6530	247,139.44	0.00	11,656.00	4.71%
FRONTIER BK OMAHA NE CTF DEP 4.700% 07/14/26 DTD 07/14/23 ACT/365 1ST CPN DTE 08/14/23 Security Identifier: 35907XFG7	248,000.0000	99.6600	247,156.80	510.95	11,656.00	4.71%
SALLIE MAE BK SALT LAKE CITY UT CTF DEP 4.850% 08/10/26 DTD 08/09/23 ACT/365 1ST CPN DTE 02/09/24 Security Identifier: 795451DE0	246,000.0000	99.9290	245,825.34	4,641.65	11,931.00	4.85%
POPULAR BK NEW YORK BRH INSTL CTF DEP PROGRAM 4.950% 09/17/26 DTD 09/20/23 ACT/365 Security Identifier: 73317ACL4	246,000.0000	100.5720	247,407.12	333.62	12,177.00	4.92%
AMERICAN EXPRESS NATL BK BROKERED INTL CTF DEP PROGRAM INSTL CTF DEP 5.000% 09/21/26 DTD 09/20/23 Security Identifier: 02589AF31	243,000.0000	100.2460	243,597.78	3,395.34	12,150.00	4.98%
CITIBANK NATL ASSN SIOUX FALLS S D CTF DEP 5.100% 09/29/26 DTD 09/29/23 ACT/365 Security Identifier: 17312Q4A4	243,000.0000	100.4090	243,993.87	3,157.67	12,393.00	5.07%
SOUTHERN FIRST BK N A GREENVILLE S C CTF DEP 4.600% 11/27/26 DTD 05/26/23 ACT/365 Security Identifier: 84287PHU9	248,000.0000	99.3820	246,467.36	125.02	11,408.00	4.62%
PREMIER CMNTY BK MARION WIS CTF DEP 5.050% 03/08/27 DTD 03/08/24 ACT/365 CALLABLE 03/08/25 Security Identifier: 74048CBC5	248,000.0000	99.3730	246,445.04	754.87	12,524.00	5.08%
FIRST FED SVGS & LN ASSN LAKEWOOD OHIO CTF DEP 5.250% 06/28/27 B/E DTD 06/28/24 ACT/365 Security Identifier: 32023HBT4	248,000.0000	99.8620	247,657.76	71.34	13,020.00	5.25%
ROLLSTONE BK & TR FITCHBURG MASS CTF DEP 3.550% 08/23/27 DTD 08/22/22 ACT/365 Security Identifier: 77579AFG6	245,000.0000	96.2380	235,783.10	3,073.91	8,697.50	3.68%
FARMERS & MERCHANTS BK BERLIN WIS CTF DEP 5.550% 11/03/27 DTD 11/03/23 ACT/365 Security Identifier: 307811HT9	248,000.0000	100.9770	250,422.96	1,018.16	13,764.00	5.49%
<b>Total Certificates of Deposit</b>	<b>11,832,000.0000</b>		<b>\$11,764,244.69</b>	<b>\$64,685.58</b>	<b>\$512,263.50</b>	

June 1, 2024 - June 30, 2024  
**MEDINA CITY SCHOOLS**
**Portfolio Holdings (continued)**

Description	Quantity	Market Price	Market Value	Accrued Interest	Estimated Annual Income	Estimated Yield
<b>FIXED INCOME (continued)</b>						
<b>U.S. Government Bonds</b>						
FEDERAL HOME LN MTG CORP MEDIUM TERM NTS FED 0.625% 09/15/25 B/E DTD 09/15/20 CALLABLE 09/15/24 Moody Rating Aaa Security Identifier: 3134GWB70	248,000.0000	94.8720	235,282.56	452.08	1,550.00	0.65%
<b>Total U.S. Government Bonds</b>	248,000.0000		\$235,282.56	\$452.08	\$1,550.00	
<b>TOTAL FIXED INCOME</b>	12,080,000.0000		\$11,999,527.25	\$65,137.66	\$513,813.50	
<b>Total Portfolio Holdings</b>				<b>Market Value</b>	<b>Accrued Interest</b>	<b>Estimated Annual Income</b>
				\$12,027,880.29	\$65,137.66	\$513,813.50

<sup>1</sup> This bond is maturing.

**Portfolio Holdings Disclosures**
**Pricing**

This section includes the net market value of the securities in your account on a settlement date basis, including short positions, at the close of the statement period. The market prices, unless otherwise noted, have been obtained from independent vendor services, which we believe to be reliable. In some cases the pricing vendor may provide prices quoted by a single broker or market maker. Market prices do not constitute a bid or an offer, and may differ from the actual sale price. Securities for which a price is not available are marked "N/A" and are omitted from the Total.

THE AS OF PRICE DATE ONLY APPEARS WHEN THE PRICE DATE DOES NOT EQUAL THE STATEMENT DATE.

**Estimated Annual Figures**

The estimated annual income (EAI) and estimated annual yield (EAY) figures are estimates and for informational purposes only. These figures are not considered to be a forecast or guarantee of future results. These figures are computed using information from providers believed to be reliable; however, no assurance can be made as to the accuracy. Since interest and dividend rates are subject to change at any time, and may be affected by current and future economic, political, and business conditions, they should not be relied on for making investment, trading, or tax decisions. These figures assume that the position quantities, interest and dividend rates, and prices remain constant. A capital gain or return of principal may be included in the figures for certain securities, thereby overstating them. Refer to [www.pershing.com/disclosures](http://www.pershing.com/disclosures) for specific details as to formulas used to calculate the figures. Accrued interest represents interest earned but not yet received.

**Reinvestment**

The dollar amount of Mutual Fund distributions, Money Market Fund dividend income, Bank Deposit interest income, or dividends for other securities shown on your statement may have been reinvested. You will not receive confirmation of these reinvestments. Upon written request to your financial institution, information pertaining to these transactions, including the time of execution and the name of the person from whom your security was purchased, may be obtained. In dividend reinvestment transactions, Pershing acts as your

## Portfolio Holdings Disclosures (continued)

### Reinvestment (continued)

agent and receives payment for order flow.

### Option Disclosure

Information with respect to commissions and other charges incurred in connection with the execution of option transactions has been included in confirmations previously furnished to you. A summary of this information is available to you promptly upon your written request directed to your introducing firm. In order to assist your introducing firm in maintaining current background and financial information concerning your option accounts, please promptly advise them in writing of any material change in your investment objectives or financial situation. Expiring options which are valuable are exercised automatically pursuant to the exercise by exception procedure of the Options Clearing Corporation. Additional information regarding this procedure is available upon written request to your introducing firm.

### Certificates of Deposit

Certificates of Deposit acquired through the Certificate of Deposit Account Registry Service ("CDARS") and held in your brokerage account are subject to Securities Investor Protection Corporation (SIPC) coverage. Please see additional information about SIPC under Important Information and Disclosures on this statement.

Please be advised that the secondary market for CDs is generally illiquid; the actual value of CDs may be different from their purchase price; and a significant loss of principal could result if your CDs are sold prior to maturity. In the event that the CDs listed above do not indicate a market valuation, an accurate market value could not be determined. In the event that a price is listed above for your CDs, Pershing has obtained a price from sources deemed to be reliable or has priced your CDs using a matrix formula. Prices are estimates and the actual value you may obtain for your CD may be different if you elect to sell your CD in the secondary market.

### Foreign Currency Transactions

Pershing will execute foreign currency transactions as principal for your account. Pershing may automatically convert foreign currency to or from U.S. dollars for dividends and similar corporate action transactions unless you instruct your financial organization otherwise. Pershing's currency conversion rate will not exceed the highest interbank conversion rate identified from customary banking sources on the conversion date or the prior business day, increased by up to 1%, unless a particular rate is required by applicable law. Your financial organization may also increase the currency conversion rate. This conversion rate may differ from rates in effect on the date you executed a transaction, incurred a charge, or received a credit. Transactions converted by agents (such as depositories) will be billed at the rates such agents use.

### Proxy Vote

Securities not fully paid for in your margin account may be lent by Pershing to itself or others in accordance with the terms outlined in the Margin Agreement. The right to vote your shares held on margin may be reduced by the amount of shares on loan. The Proxy Voting Instruction Form sent to you may reflect a smaller number of shares entitled to vote than the number of shares in your margin account.

### Variable Rate Securities

Interest rate data for certain complex and/or variable rate securities is provided to Pershing by third-party data service providers pursuant to contractual arrangements. Although we seek to use reliable sources of information, the accuracy, reliability, timeliness, and completeness of interest rate data may vary sometimes, particularly for complex and/or variable rate securities and those with limited or no secondary market. As a result, we can offer no assurance as to the accuracy, reliability, timeliness, or completeness of interest rate data for such securities. Pershing may also occasionally make interest rate updates and adjustments based on its reasonable efforts to obtain accurate, reliable, timely, and/or complete interest rate data from other data sources, but we can similarly provide no assurance that those rates or adjustments will be accurate, reliable, timely, or complete.

When updated interest rate data is received from a third-party data service provider or adjusted by Pershing, the updated data will be reflected in various sources where interest rate data is used or viewed, including both paper and electronic communications and data sources. Prior use or communication of interest rate-related data will not be revised. Since variable interest rates may be subject to change at any time and are only as accurate as the data received from third-party data service providers or otherwise obtained by Pershing, interest rate data should not be relied on for making investment, trading, or tax decisions. All interest rate data and other information derived from and/or calculated using interest rates are not warranted as to accuracy, reliability, timeliness, or completeness and are subject to change without notice. Pershing disclaims any responsibility or liability to the fullest extent permitted by applicable law for any loss or damage arising from any reliance on or use of the interest rate data or other information derived from and/or calculated using interest rates in any way. You should request a current valuation for your securities from your financial adviser or broker prior to making a financial decision or placing an order or requesting a transaction in these securities.

June 1, 2024 - June 30, 2024  
**MEDINA CITY SCHOOLS**

## Portfolio Holdings Disclosures (continued)

### Structured Products

Structured products in this section are complex products and may be subject to special risks, which may include, but are not limited to: loss of initial investment; issuer credit risk; limited or no appreciation; risks associated with the underlying reference asset(s); no periodic payments; call prior to maturity (a redemption could affect the yield represented); early redemption fees or other applicable fees; price volatility resulting from issuer's and/or guarantor's credit quality; lower interest rates and/or yield compared to conventional debt with a comparable maturity; unique tax implications; concentration risk of owning the related security; limited or no secondary market; restrictions on transferability; conflicts of interest; and limits on participation in appreciation of underlying asset(s). To review a complete list of risks, please refer to the offering documents for the structured product. For more information about the risks specific to your structured products, you should contact your financial institution or advisor. Certain structured products are designed to make periodic distributions to you and any such structured product distributions you receive will be listed in the Transactions section of your statement. Structured product distributions may be listed there as "Bond Interest Received"; however, this description is not intended to reflect a determination as to either the asset classification of the product or the U.S. tax treatment of such distributions.

## Activity Summary (All amounts shown are in base currency)

	Credits This Period	Debits This Period	Net This Period	Credits Year-to-Date	Debits Year-to-Date	Net Year-to-Date
<b>Securities</b>						
Securities Bought	0.00	-744,000.00	-744,000.00	0.00	-2,704,000.00	-2,704,000.00
<b>Total Securities</b>	<b>\$0.00</b>	<b>-\$744,000.00</b>	<b>-\$744,000.00</b>	<b>\$0.00</b>	<b>-\$2,704,000.00</b>	<b>-\$2,704,000.00</b>
<b>Dividends and Interest</b>	<b>\$28,329.88</b>	<b>\$0.00</b>	<b>\$28,329.88</b>	<b>\$217,275.36</b>	<b>\$0.00</b>	<b>\$217,275.36</b>
<b>Distributions</b>	<b>\$744,000.00</b>	<b>\$0.00</b>	<b>\$744,000.00</b>	<b>\$3,584,000.00</b>	<b>\$0.00</b>	<b>\$3,584,000.00</b>
<b>Cash</b>						
Withdrawals	0.00	-531,313.94	-531,313.94	0.00	-3,540,280.63	-3,540,280.63
Deposits	496,000.00	0.00	496,000.00	2,456,000.00	0.00	2,456,000.00
<b>Total Cash</b>	<b>\$496,000.00</b>	<b>-\$531,313.94</b>	<b>-\$35,313.94</b>	<b>\$2,456,000.00</b>	<b>-\$3,540,280.63</b>	<b>-\$1,084,280.63</b>
<b>Totals</b>	<b>\$1,268,329.88</b>	<b>-\$1,275,313.94</b>	<b>-\$6,984.06</b>	<b>\$6,257,275.36</b>	<b>-\$6,244,280.63</b>	<b>\$12,994.73</b>

## Transactions by Type of Activity

Process/ Settlement Date	Trade/ Transaction Date	Activity Type	Description	Quantity	Price	Accrued Interest	Amount	Currency
<b>Securities Bought and Sold</b>								
06/12/24	06/10/24	PURCHASED 69355NGA7	PNC BK NATL ASSN WILMINGTON DEL CTF DEP 5.400% 12/12/24 B/E DTD 06/12/24 YLD 5.400 TO MAT	248,000.0000	100.0000		248,000.00	USD
06/24/24	06/10/24	PURCHASED 95285QBQ0	WEST GATE BK LINCOLN NEB CTF DEP 5.400% 12/24/24 B/E DTD 06/24/24 YLD 5.400 TO MAT	248,000.0000	100.0000		248,000.00	USD
06/28/24	06/21/24	PURCHASED 32023HBT4	FIRST FED SVGS & LN ASSN LAKEWOOD OHIO CTF DEP 5.250% 06/28/27 DTD 06/28/24 CLB YLD 5.250 TO PAR	248,000.0000	100.0000		248,000.00	USD
<b>Total Securities Bought and Sold</b>						<b>\$0.00</b>	<b>-\$744,000.00</b>	<b>USD</b>
<b>Dividends and Interest</b>								
06/03/24		BOND INTEREST RECEIVED 06418CTV8	248000 BANK OZK LITTLE ROCK ARK CTF DEP 5.150% 12/03/24 DTD 05/03/24 RD 05/31 PD 06/03/24				1,084.75	USD
06/03/24		BOND INTEREST RECEIVED 06654BES6	248000 BANKWELL BK NEW CANAAN CONN CTF DEP 5.150% 03/31/25 B/E DTD 03/31/23 RD 05/31 PD 06/01/24				1,084.75	USD
06/03/24		BOND INTEREST RECEIVED 06740KQS9	248000 BARCLAYS BK DEL RETAIL CTF DEP 3A2 INSTL CTF DEP 3.050% 06/02/25 DTD 06/02/22 RD 05/31 PD 06/03/24				3,792.36	USD
06/03/24		BOND INTEREST RECEIVED 30781HT9	248000 FARMERS & MERCHANTS BK BERLIN WIS CTF DEP 5.550% 11/03/27 DTD 11/03/23 CLB RD 05/31 PD 06/03/24				1,169.00	USD
06/03/24		BOND INTEREST RECEIVED 37149CAZ0	248000 GENERATIONS BK ROGERS ARK CTF DEP 3.400% 08/04/25 DTD 08/03/22 CLB RD 05/31 PD 06/03/24				716.14	USD
06/05/24		BOND INTEREST RECEIVED 121331AN2	248000 BURKE & HERBERT BK & TR CO ALEXANDRIA VA CTF DEP 3.450% 02/05/25 DTD 08/05/22 CLB RD 06/04 PD 06/05/24				726.67	USD
06/10/24		BOND INTEREST RECEIVED 05600XFU9	248000 BMO HARRIS BK NATL ASSN CHICAGO ILL CTF DEP 2.800% 06/10/24 B/E DTD 06/10/22 RD 06/07 PD 06/10/24				3,481.51	USD
06/10/24		BOND INTEREST RECEIVED 60425SLP2	248000 MINNWEST BK REDWOOD FALLS MINN CTF DEP 5.150% 04/08/26 DTD 04/08/24 CLB RD 06/07 PD 06/08/24				1,084.75	USD
06/10/24		BOND INTEREST RECEIVED 74048CBC5	248000 PREMIER CMNTY BK MARION WIS CTF DEP 5.050% 03/08/27 DTD 03/08/24 CLB RD 06/07 PD 06/08/24				1,063.68	USD
06/11/24		BOND INTEREST RECEIVED 91134CCV1	248000 UNITED PRAIRIE BK MTN LAKE MINN CTF DEP 5.300% 12/11/25 DTD 10/11/23 RD 06/10 PD 06/11/24				1,116.34	USD

June 1, 2024 - June 30, 2024  
MEDINA CITY SCHOOLS

**Transactions by Type of Activity (continued)**

Process/ Settlement Date	Trade/ Transaction Date	Activity Type	Description	Quantity	Price	Accrued Interest	Amount	Currency
<b>Dividends and Interest (continued)</b>								
06/14/24		BOND INTEREST RECEIVED 35907XFG7	248000 FRONTIER BK OMAHA NE CTF DEP 4.700% 07/14/26 DTD 07/14/23 RD 06/13 PD 06/14/24				989.96	USD
06/17/24		BOND INTEREST RECEIVED 33650TAG5	248000 FIRST ST BK WINCHESTER OHIO CTF DEP 3.500% 09/16/25 DTD 09/16/22 CLB RD 06/14 PD 06/16/24				737.21	USD
06/20/24		INTEREST ON FREE CREDIT BALANCES USD999997	U.S.DOLLARS CURRENCY CREDIT INTEREST FOR INTEREST PERIOD ENDING 06-19-24 YIELDS WERE: CURRENT 1.000% EFFECTIVE 1.004%				16.99	USD
06/20/24		BOND INTEREST RECEIVED 73317ACL4	246000 POPULAR BK NEW YORK BRH INSTL CTF DEP PROGRAM 4.950% 09/17/26 B/E DTD 09/20/23 RD 06/18 PD 06/20/24				3,069.27	USD
06/21/24		BOND INTEREST RECEIVED 27002YGD2	248000 EAGLEBANK BETHESDA MD CTF DEP 5.050% 07/21/25 DTD 07/21/23 RD 06/20 PD 06/21/24				1,063.68	USD
06/21/24		BOND INTEREST RECEIVED 9497632V7	248000 WELLS FARGO BK N A SIOUX FALLS S D CTF DEP 4.500% 10/21/24 DTD 10/21/22 RD 06/20 PD 06/21/24				947.84	USD
06/24/24		BOND INTEREST RECEIVED 04225AAC2	248000 ARMOR BK FORREST CITY ARK CTF DEP 5.300% 03/24/26 DTD 03/24/23 CLB RD 06/21 PD 06/24/24				1,116.34	USD
06/24/24		BOND INTEREST RECEIVED 534732AV4	248000 LINCOLN SVGS BK REINBECK IOWA CTF DEP CT/365 0.600% 06/24/24 B/E DTD 06/24/20 CLB RD 06/09 PD 06/24/24				126.38	USD
06/24/24		BOND INTEREST RECEIVED 66736ACF4	248000 NORTHWEST BK BOISE IDAHO CTF DEP 5.250% 03/24/25 B/E DTD 03/22/23 RD 06/21 PD 06/22/24				1,105.81	USD
06/26/24		BOND INTEREST RECEIVED 84287PHU9	248000 SOUTHERN FIRST BK N A GREENVILLE S C CTF DEP 4.600% 11/27/26 DTD 05/26/23 RD 06/25 PD 06/26/24				968.90	USD
06/27/24		BOND INTEREST RECEIVED 693963AEO	248000 PACIFIC ALLIANCE BK SAN GABRIEL CA CTF DEP 5.150% 03/27/25 B/E DTD 03/27/23 RD 06/26 PD 06/27/24				1,084.75	USD
06/28/24		BOND INTEREST RECEIVED 32056GDQ0	248000 FIRST INTERNET BK FISHERS IND CTF DEP 4.000% 09/29/25 DTD 09/28/22 RD 06/27 PD 06/28/24				842.52	USD

## Transactions by Type of Activity (continued)

Process/ Settlement Date	Trade/ Transaction Date	Activity Type	Description	Quantity	Price	Accrued Interest	Amount	Currency
<b>Dividends and Interest (continued)</b>								
06/28/24		BOND INTEREST RECEIVED 32065RAK1	248000 FIRST KEYSTONE CMNTY BK BERWICK PA CTF DEP 0.600% 06/28/24 B/E DTD 06/30/20 CLB RD 06/27 PD 06/28/24				118.22	USD
06/28/24		BOND INTEREST RECEIVED 45780PBBO	249000 INSTITUTION FOR SVGS IN NEWBURYPORT & ITS VIC MA CTF DEP 0.700% 10/28/24 DTD 10/28/21 CLB RD 06/27 PD 06/28/24				148.04	USD
06/28/24		BOND INTEREST RECEIVED 61768U4LB	248000 MORGAN STANLEY PRIVATE BK NATL ASSN INSTL CTF DEP PROGRAM 3.200% 11/28/25 DTD 05/31/22 CLB RD 06/27 PD 06/28/24				674.02	USD
<b>Total Dividends and Interest</b>						<b>\$0.00</b>	<b>\$28,329.88</b>	<b>USD</b>
<b>Distributions</b>								
06/10/24		SECURITY REDEEMED 05600XFU9	BMO HARRIS BK NATL ASSN CHICAGO ILL CTF DEP 2.800% 06/10/24 B/E DTD 06/10/22 ACCOUNT REDEMPTION	-248,000.0000			248,000.00	USD
06/24/24		SECURITY REDEEMED 534732AV4	LINCOLN SVGS BK REINBECK IOWA CTF DEP CT/365 0.600% 06/24/24 DTD 06/24/20 CLB ACCOUNT REDEMPTION	-248,000.0000			248,000.00	USD
06/28/24		SECURITY REDEEMED 32065RAK1	FIRST KEYSTONE CMNTY BK BERWICK PA CTF DEP 0.600% 06/28/24 B/E DTD 06/30/20 CLB ACCOUNT REDEMPTION	-248,000.0000			248,000.00	USD
<b>Total Distributions</b>						<b>\$0.00</b>	<b>\$744,000.00</b>	<b>USD</b>
<b>Cash Withdrawals and Deposits</b>								
06/03/24		ELECTRONIC TRANSACTION USD999997	SEND TO BANK FOR ACH ACH HUNTINGTON NATIONAL BANK				-35,313.94	USD
06/10/24		ELECTRONIC TRANSACTION USD999997	SEND TO BANK FOR ACH ACH HUNTINGTON NATIONAL BANK				-248,000.00	USD
06/12/24		ELECTRONIC DEPOSIT USD999997	RECV FR BANK FOR ACH ACH HUNTINGTON NATIONAL BANK				248,000.00	USD
06/28/24		ELECTRONIC TRANSACTION USD999997	SEND TO BANK FOR ACH ACH HUNTINGTON NATIONAL BANK				-248,000.00	USD
06/28/24		ELECTRONIC DEPOSIT USD999997	RECV FR BANK FOR ACH ACH HUNTINGTON NATIONAL BANK				248,000.00	USD
<b>Total Cash Withdrawals and Deposits</b>						<b>\$0.00</b>	<b>-\$35,313.94</b>	<b>USD</b>
<b>Total Value of Transactions</b>						<b>\$0.00</b>	<b>-\$6,984.06</b>	<b>USD</b>

The price and quantity displayed may have been rounded.



June 1, 2024 - June 30, 2024  
MEDINA CITY SCHOOLS

## Fixed Income Analysis

### Bond Quality

Bond Quality	Market Value	% of Bond Market Value
AAA	235,282.56	2%
Not Rated	11,764,244.69	98%
<b>Total</b>	<b>11,999,527.25</b>	<b>100%</b>

### Bond Maturity Schedule



Bond Maturity	Market Value	% of Bond Market Value
Within 1 month	247,367.60	2%
1 to 6 months	3,425,147.76	29%
7 to 12 months	2,447,194.94	20%
1 to 5 years	5,879,816.95	49%
<b>Total</b>	<b>11,999,527.25</b>	<b>100%</b>

Percentages of bond market values are rounded to the nearest whole percentage.

Bond quality ratings reflect Moody's or Standard and Poor's ratings. Bonds may be rated by other services. Bonds that are in default are not included. Please refer to your Portfolio Holdings section.

## Messages

### Transition to Trade Date plus One (T1) Settlements

The U.S. will adopt a shortened settlement timeframe beginning with trade date May 28, 2024, for equities, corporate, municipal bonds and unit investment trusts. Moving from a T2 to a T1 settlement cycle will provide faster access to sale proceeds, but it also means that funds will be due on purchase transactions earlier.

Although a money market mutual fund (money fund) seeks to preserve the value of your investment at \$1 per share, it is possible to lose money by investing in a money fund. Shares of a money fund or the balance of a bank deposit product held in your brokerage account may be liquidated upon request with the proceeds credited to your brokerage account. Please see the money fund's prospectus or the bank deposit product's disclosure document or contact your advisor for additional information. Pursuant to SEC Rule 10b-10(b)(1) confirmations are not sent for purchases into money funds processed on the sweep platform. Pursuant to applicable regulation, account statements will be produced monthly or quarterly. Balances in Federal Deposit Insurance Corporation (FDIC)-insured bank deposit sweep products are not protected by Securities Investor Protection Corporation (SIPC).

The Estimated Annual Income, Estimated Yield and Accrued Interest columns in your Portfolio Holdings section will not display values for variable rate securities. The optional Estimated Annual Income and Accrued Interest fields in the Portfolio at a Glance section of your statement will not include values for these securities.

### Go Paperless by Selecting eDelivery

Eliminate paper and save natural resources with digital adoption. Electronic delivery (eDelivery) is faster, convenient and more secure. We offer eDelivery for account statements, prospectus documents, proxy or shareholder communications, tax documents, trade confirmations and more.

To enroll, log in to your brokerage account and look for the one-click eDelivery pop-up or simply select 'Go Paperless' at the top of any page and follow the on-screen prompts to set up your preferences. Enrollment can be activated as quickly as the day you register, and you will be notified when documents are available in an online, password-protected portal.

## Messages (continued)

Contact your financial professional if you have any questions about any of our digital tools.

### PERSHING LLC ANNUAL DISCLOSURE OF IMPORTANT INFORMATION

Pershing LLC (Pershing), as the custodian for your accounts, is required to disclose certain information to you on an annual basis. This document contains those disclosures.

#### MONEY FUND AND BANK DEPOSIT PROGRAM FEES AND REVENUE SHARING

Money fund and bank deposit sweep product processing fees and revenue sharing arrangements are a source of revenue for Pershing and, where applicable, a source of revenue for your firm. For the money funds supported on its sweep platform available to all clients, Pershing receives remuneration paid out of the total operating expenses of the fund, some of which include SEC Rule 12b-1 fees. If your firm selects a sweep product available to all clients that pays Pershing remuneration, in most cases a portion of the fees Pershing receives from money fund and bank deposit sweep product providers will be shared with your firm. In addition, Pershing receives fees for providing access to its platform from money funds and bank deposit sweep product providers. In most cases, these fees are paid based on assets in the products. In certain circumstances, Pershing shares these fees with your firm. Some firms have unique sweep products, where Pershing does not receive fees from the sweep product provider. When Pershing receives fees, a portion is applied against costs associated with providing services, including maintaining cash sweep systems, sub-accounting, dividend and interest calculations, posting, reconciliation, client statement preparation and distribution, tax statement preparation and distribution, marketing and distribution related support and other services. For a listing of money funds and bank deposit products that pay Pershing revenue-sharing and processing fees, refer to [www.pershing.com/disclosures](http://www.pershing.com/disclosures).

#### FEES RECEIVED BY AFFILIATES

The Dreyfus money funds supported as sweep options by Pershing, which may be offered to you by your firm, are managed by Dreyfus Cash Investment Strategies, a division of BNY Mellon Investment Adviser, Inc. (BNYMIA) and distributed through Dreyfus Cash Solutions, a division of BNY Mellon Securities Corporation (BNYMSC). BNYMSC and BNYMIA are affiliates of Pershing and BNYMSC receives compensation for delivering services to the Dreyfus money funds. The Dreyfus Insured Deposits products, are bank deposit sweep products that automatically deposit swept funds into FDIC member participating banks (Program Banks), where swept balances receive pass through FDIC insurance coverage through those Program Banks. The Dreyfus Insured Deposits products are supported by Pershing, and may be offered to you by your firm, operate through a private labelling arrangement with Dreyfus Cash Solutions. Pershing has appointed Dreyfus Cash Solutions to provide certain services with respect to the operation of the Dreyfus Insured Deposits products. The Bank of New York Mellon is a state-chartered bank and BNY Mellon, National Association (BNY Mellon, N.A.) is a national banking association, both of which may act as Program Banks by participating in the bank deposit sweep products that Pershing supports on its sweep platform. BNYMSC is a registered investment adviser and broker-dealer, and a subsidiary of BNYMIA. Pershing, Pershing Advisor Solutions, BNYMSC, BNYMIA, The Bank of New York Mellon and BNY Mellon, N.A. are BNY Mellon companies. BNY Mellon is the corporate brand for The Bank of New York Mellon Corporation. Pershing, Pershing Advisor Solutions and BNYMSC earn fees (which may or may not be account-based) based on the amount of money in the Dreyfus Money Funds and Dreyfus Insured Deposits products. Depending on the specific terms of the products offered, Pershing and Pershing Advisor Solutions may earn a higher fee on balances in any of the bank deposit sweep products supported on the platform than in other sweep products, such as money funds. Based on the agreement between Pershing and your firm, Pershing, in its sole discretion, will share a portion of the fees it earns from the support of these sweep products with your firm, in which case your firm would earn fees on balances in these products, which may be higher than fees earned on other money market products. The Bank of New York Mellon and BNY Mellon, N.A. may participate in bank deposit sweep products that Pershing supports on its sweep platform. If they participate, the Bank of New York Mellon and BNY Mellon, N.A. will realize an economic benefit from balances received through the bank deposit sweep products on the Pershing platform. The Program Banks, including the Bank of New York Mellon and BNY Mellon, N.A., do not have a duty to offer the highest rates available or rates that are comparable to money funds or those offered by other depository institutions.

#### SPONSORSHIP FEES

Third-party product and service providers (e.g., mutual fund companies, annuity companies, ETF providers, money market fund companies, money managers, technology and business solution providers) offer marketing support in the form of sponsorship fee payments to Pershing (or third parties at Pershing's direction) in connection with educational conferences, events, seminars and workshops for broker-dealers or advisers. These payments can include the expenses of educational materials or other conference-related expenses.

#### ADDITIONAL INFORMATION

June 1, 2024 - June 30, 2024  
MEDINA CITY SCHOOLS**Messages (continued)**

Further detailed information regarding a number of the above topics can be found on our website at [www.pershing.com/disclosures](http://www.pershing.com/disclosures)

**PERSHING LLC ANNUAL DISCLOSURE OF IMPORTANT INFORMATION**

Pershing LLC (Pershing), as the custodian for your accounts, is required to disclose certain information to you on an annual basis. This document contains those disclosures.

**PERSHING'S IMPARTIAL LOTTERY PROCESS: PARTIAL CALLS**

Information about Pershing's impartial lottery process can be found at [www.pershing.com/disclosures](http://www.pershing.com/disclosures). A printed copy of this information is available by calling (888) 367-2563, option 3 then option 5.

When a security is subject to a partial redemption, Pershing has procedures to treat you fairly. When an issuer initiates a partial call of securities, the depository holding such securities (typically, the Depository Trust and Clearing Corporation, or DTCC) conducts an impartial, computerized lottery using an incremental random number technique to determine the allocation of called securities to participants for which it holds securities on deposit (including Pershing). Because DTCC's lottery is random and impartial, participants may or may not receive an allocation of securities selected for redemption.

Pershing conducts a similar, computer-generated random lottery. The lottery determines the accounts that will be selected and the number of securities in the account that will be redeemed. Allocations are based on the number of trading units held in the account. The probability of any trading unit held by an account being selected as called in a partial call is proportional to the total number of trading units held through Pershing.

Once the lottery is complete, Pershing notifies your firm which accounts have received an allocation. Securities registered in the client's name, either in transit or held in custody, are excluded from the Pershing lottery process.

Pershing initiates the lottery process by identifying the accounts holding the called security, the total par value of the called securities held, and the trading unit of the security.

For example (unit of trade = \$25,000):

Client Account	Par Value	Number of Trading Units
ABC-123234	\$100,000	4
DEF-325465	\$75,000	3
EDR-567433	\$150,000	6
EGT-876574	\$50,000	2
EGT-888345	\$25,000	1
FRT-435234	\$25,000	1

## Messages (continued)

FRT-658797 \$75,000 3

In brief, the allocation process involves the following steps:

- | The number of trading units held in each account is identified.
- | A sequential number is assigned to each trading unit (e.g., account EDR-567433 would be assigned six numbers).
- | A random number is generated that will result in one of these trading units being the first unit in the selection process.
- | Thereafter, the trading units participating in the allocation are based on an incremental random number technique until the number of trading units allocated to Pershing is exhausted.
- | Additional Information
- | The allocation of called securities is not made on a pro-rata basis. Therefore, it is possible that a client may receive a full or partial redemption of shares held. Conversely, it is also possible that a client may not have any securities selected for redemption.
- | When a partial call is deemed favorable to the holders of the called security, Pershing will exclude certain accounts from the lottery. Excluded accounts will include Pershing's proprietary and employee accounts, as well as proprietary and employee accounts of your firm (if Pershing carries and clears those accounts). No allocation will be made to these proprietary and employee accounts until all other client positions at Pershing in such securities have been called. When a partial call is deemed unfavorable to holders of the called security, Pershing will not exclude any accounts from the lottery.
- | If the partial call is made at a price above the current market price as captured in Pershing's price reporting system, Pershing will generally categorize the partial call as one that is favorable to the holders of such security. If the partial call is made at a price that is equal to or below the current market price of the security as captured in Pershing's price reporting system, Pershing will generally categorize that call as one that is unfavorable to holders of the security.
- | Clients have the right to withdraw uncalled, fully paid securities from Pershing at any time prior to the cut-off date and time established by the issuer, transfer agent and/or depository with respect to the partial call. Clients also have the right to withdraw excess margin securities, provided that the client account is not subject to restriction under Regulation T or that such withdrawal will not cause an under-margined condition.
- | Impartial lottery is conducted based on settled positions as of the close of business the day prior to the publication date.

## OTHER SOURCES OF REVENUE TO PERSHING

As a custodian, Pershing receives compensation from third parties for the services it provides to support certain products, including but not limited to, mutual funds, 529 plans, money funds, bank deposit sweep products, annuities, alternative investments, and ETFs.

## CREDIT INTEREST AND CHECK DISBURSEMENTS

Under certain conditions, Pershing earns revenue based on free credit balances in client accounts. A small number of firms share in a portion of that revenue. In situations where you request a check disbursement from your account, Pershing will continue to earn revenue based on the amount of the check from the date that it is disbursed until its final settlement and payment. Free credit balances in your account are for investment purposes. If you currently maintain free credit balances in your account solely for the purpose of receiving credit interest and have no intention of investing the funds in the future, contact your firm to discuss your investment options.

## MUTUAL FUND FEES AND REVENUE SHARING

Pershing provides operational services to mutual fund companies and receives fees for those services. These fees are paid to Pershing for its work on behalf of the funds, such as dividend calculations and posting, accounting, reconciliation, client confirmation and statement preparation and mailing, and tax statement preparation and mailing.

Where applicable, Pershing facilitates payments of SEC Rule 12b-1 fees received from mutual funds and paid to you or your firm. In limited circumstances, pursuant to agreements with certain firms, Pershing retains a portion of those fees.

June 1, 2024 - June 30, 2024  
MEDINA CITY SCHOOLS**Messages (continued)**

Pershing offers a mutual fund no-transaction-fee program called FundVest® and Offshore Flex (for non-US clients). Pershing receives fees from mutual funds that participate in FundVest and Offshore Flex. There are some firms that choose to participate in this program and have agreements with Pershing to share in the fees received by Pershing.

These fees are considered revenue sharing and are a source of revenue for Pershing and, where applicable, a source of revenue for your firm. These fees create an incentive for Pershing to support these products on its platform.

**PERSHING LLC ANNUAL DISCLOSURE OF IMPORTANT INFORMATION**

Pershing LLC (Pershing), as the custodian for your accounts, is required to disclose certain information to you on an annual basis. This document contains those disclosures.

**TRADING ACTIVITY DISCLOSURES****CASH BALANCE/"FLOAT" DISCLOSURE**

Pershing obtains a financial benefit attributable to the cash balances in any account (including Employee Retirement Income Security Act accounts that are held by Pershing). Pershing's financial benefit is in the form of either interest on such balances and/or reductions in expenses that Pershing would otherwise pay to such banks. These cash balances result from: (1) cash awaiting investment; or (2) cash pending distribution. With respect to cash awaiting investment (e.g., new contributions), Pershing obtains such financial benefit until the funds are automatically invested into a money market fund or bank deposit sweep product ("Sweep Product") or are used for other purposes, such as to purchase securities. If an account agreement provides for the automatic investment into a Sweep Product, such investment will take place on the day after the receipt of cash (and the financial benefit will be one day), unless timely instructions are received to manually purchase the Sweep Product on the same day that cash is received, which may be accommodated in certain cases. If the account agreement does not provide for automatic investment into a Sweep Product, no automatic investment will occur until the day after the appropriate instructions are added to your account by your firm. When Pershing receives a request for a distribution by check, the account is charged (debited) on the date the check is written. Pershing mails disbursement checks on the same day that they are written. Pershing may obtain the financial benefit described above from the date the check is written until the date the check is presented for payment, the timing of which is beyond Pershing's control. When a distribution is requested using an Automated Clearing House instruction, Pershing receives a one-day financial benefit in connection with the distribution. If the distribution is made using the Federal Reserve wire system, Pershing receives no financial benefit in connection with the distribution.

**FOREIGN CURRENCY TRANSACTIONS**

Pershing will execute foreign currency transactions as principal for your account. Pershing's compensation for such transactions is based on the difference between the prevailing Foreign Exchange Interbank market and the rate applied at the time of the trade. Each currency conversion rate applied by Pershing will not exceed the highest interbank conversion rate identified from customary banking sources on the conversion date or prior business day, increased by up to 1%, unless a particular rate is required by applicable law. Some firms increase or decrease the currency conversion rate you are charged by Pershing and such increase or decrease in the rate results in compensation to your firm. Conversion rates may differ from rates in effect on the date a dividend, interest payment or corporate action is credited or declared. Unless you instruct your firm otherwise, Pershing automatically converts foreign currency to or from U.S. dollars for dividends, interest and corporate actions.

**STOP ORDER ELECTION/TRIGGER**

Equity odd-lot sales count toward consolidated and participant exchange volumes, but do not update the last-sale, open, close, high, or low price. Since odd-lot executions are not

## Messages (continued)

last-sale eligible, they will not trigger non-directed stop, stop-limit or trailing-stop orders routed to Pershing for execution.

## CONFIRMATION OF EXECUTIONS AND/OR CANCELLATIONS

Confirmations of executions and/or cancellation requests may be delayed, erroneous (e.g., due to computer system issues) or subject to further edits including cancellation by a market center. A customer is bound by the conditions of the actual order execution if consistent with the customer's order instructions. Further, requests to cancel an order are not guaranteed, and will only be cancelled if received and applied to the still unexecuted order at the relevant market center. Customers may not assume that any order has been executed or cancelled until the customer has received a transaction or cancellation confirmation from Pershing. Even in the event such execution or cancellation is reported to a customer, any reporting or posting errors, including errors in reporting or posting execution prices or cancellations, may be corrected to reflect what actually occurred in the marketplace. Note that during market hours, it is rarely possible to cancel a market order or a marketable limit order as such orders are subject to immediate execution.

## Cash Not Yet Received

Security	Record Date	Payable Date	Quantity Held	Rate	Dividend Option	Amount of Payment
<b>Interest</b>						
BANKWELL BK NEW CANAAN CONN CTF DEP 5.150% 03/31/25 B/E	06/28/24	07/01/24	248,000.0000	4.232876	Cash	1,049.75
WOOD & HUSTON BK MARSHALL MO CTF DEP 4.700% 06/30/26	06/28/24	06/30/24	248,000.0000	3.991780	Cash	989.96
<b>Total Cash Not Yet Received</b>						<b>\$2,039.71</b>

Assets shown here are not reflected in your account. This information has been received from sources we believe to be reliable. Pershing does not guarantee the accuracy of the information.

## Important Information and Disclosures

### The Role of Pershing

- | **Pershing LLC, member FINRA, NYSE, carries your account as clearing broker pursuant to a clearing agreement with your financial institution.** Pershing is not responsible or liable for any acts or omissions of your financial institution or its employees and it does not supervise them. Pershing provides no investment advice nor does it assess the suitability of any transaction or order. Pershing acts as the agent of your financial institution and you agree that you will not hold Pershing or any person controlling or under common control with it liable for any investment losses incurred by you.
- | Pershing performs several key functions at the direction of your financial institution. It acts as custodian for funds and securities you may deposit with it directly or through your financial institution or that it receives as the result of securities transactions it processes.
- | Your financial institution is responsible for adherence to the securities laws, regulations and rules which apply to it regarding its own operations and the supervision of your account, its sales representatives and other personnel. Your financial institution is also responsible for approving the opening of accounts and obtaining account documents; the acceptance and, in certain instances, execution of securities orders; the assessment of the suitability of those transactions, where applicable; the rendering of investment advice, if any, to you and in general, for the ongoing relationship that it has with you.
- | Inquiries concerning the positions and balances in your account may be directed to the **Pershing Customer Service Department at (201) 413-3333**. All other inquiries regarding your account or activity should be directed to your financial institution. Your financial organization's contact information can be found on the first page of this statement.
- | For a description of other functions performed by Pershing please consult the Disclosure Statement provided to you upon the opening of your account. This notice is not meant as a definitive enumeration of every possible circumstance, but as a general disclosure. If you have any questions regarding this notice or if you would like additional copies of the Disclosure Statement, please contact your financial institution.

POWERSCHOOL  
DATE: 07/18/2024  
TIME: 13:33:50  
SELECTION CRITERIA : ALL

MEDINA CITY SCHOOLS  
OH Cash Position Report

PAGE NUMBER: 1

ACCOUNTING PERIOD : 13/24

FUND	SCC	DESCRIPTION BEGIN BALANCE	MTD RECEIPTS	FYTD RECEIPTS	MTD EXPENDITURES	FYTD EXPENDITURES	CURRENT FUND BALANCE	CURRENT ENCUMBRANCE	UNENCUMBERED FUND BALANCE
001	0000	GENERAL FUND 23,668,444.44	0.00	77,745,729.58	0.00	81,232,334.54	20,181,839.48	1,599,779.32	18,582,060.16
001	0950	GENERAL FUND - CHROME 251,148.18	0.00	104,529.00	0.00	0.00	355,677.18	0.00	355,677.18
001	1000	GENERAL FUND 593,809.20	0.00	0.00	0.00	0.00	593,809.20	0.00	593,809.20
001	2000	GENERAL FUND 681,740.87	0.00	528,791.96	0.00	0.00	1,210,532.83	0.00	1,210,532.83
-----									
Total For Fund 001:									
		25,195,142.69	0.00	78,379,050.54	0.00	81,232,334.54	22,341,858.69	1,599,779.32	20,742,079.37
002	9000	BOND RETIRE - ELEM/HIGH 3,690,068.83	0.00	4,182,841.83	0.00	4,225,494.81	3,647,415.85	329,368.25	3,318,047.60
002	9012	SALES TAX - COPS 0.00	0.00	1,727,666.80	0.00	1,727,666.80	0.00	875.70	-875.70
-----									
Total For Fund 002:									
		3,690,068.83	0.00	5,910,508.63	0.00	5,953,161.61	3,647,415.85	330,243.95	3,317,171.90
003	0000	PERMANENT IMPROVEMENT 340,994.61	0.00	0.00	0.00	0.00	340,994.61	0.00	340,994.61
003	9000	PERMANENT IMPROVEMENT 13,601.14	0.00	0.00	0.00	0.00	13,601.14	0.00	13,601.14
003	9001	REC CENTER-PERMANENT IMP 243,131.08	0.00	132,204.00	0.00	428,820.70	-53,485.62	114,614.50	-168,100.12
-----									
Total For Fund 003:									
		597,726.83	0.00	132,204.00	0.00	428,820.70	301,110.13	114,614.50	186,495.63
006	0000	LUNCHROOM FUND -936,761.73	0.00	1,642,696.98	0.00	1,518,688.96	-812,753.71	448.78	-813,202.49
006	9006	LUNCHROOM - FED FUNDS 2,215,240.79	0.00	1,086,268.09	0.00	1,092,220.80	2,209,288.08	0.00	2,209,288.08

POWERSCHOOL  
DATE: 07/18/2024  
TIME: 13:33:50  
SELECTION CRITERIA : ALL

MEDINA CITY SCHOOLS  
OH Cash Position Report

PAGE NUMBER: 2

ACCOUNTING PERIOD : 13/24

FUND	SCC	DESCRIPTION	BEGIN	MTD	FYTD	MTD	FYTD	CURRENT	CURRENT	UNENCUMBERED
			BALANCE	RECEIPTS	RECEIPTS	EXPENDITURES	EXPENDITURES	FUND BALANCE	ENCUMBRANCE	FUND BALANCE
006	9022	P-EBT ADMINISTRATIVE FUND								
		3,691.00	0.00	0.00	0.00	0.00	3,691.00	0.00	3,691.00	
-----										
Total For Fund	006:									
		1,282,170.06	0.00	2,728,965.07	0.00	2,610,909.76	1,400,225.37	448.78	1,399,776.59	
007	9004	COLLINS SCH/POST-GRADUATE								
		1,535.77	0.00	17,510.98	0.00	16,999.00	2,047.75	0.00	2,047.75	
007	9022	BREWER GARRETT SCH								
		12,547.17	0.00	654.67	0.00	0.00	13,201.84	0.00	13,201.84	
007	9110	ART TRUST - GARFIELD								
		11,827.04	0.00	617.07	0.00	0.00	12,444.11	0.00	12,444.11	
007	9111	CHARLES STANGEL SCH								
		0.00	0.00	500.00	0.00	500.00	0.00	0.00	0.00	
007	9333	RIOS STUDENT LEADER SCH								
		21,075.37	0.00	4,525.40	0.00	3,000.00	22,600.77	0.00	22,600.77	
007	9901	BIXLER SCHOLARSHIP FUND								
		130.11	0.00	6.78	0.00	0.00	136.89	0.00	136.89	
-----										
Total For Fund	007:									
		47,115.46	0.00	23,814.90	0.00	20,499.00	50,431.36	0.00	50,431.36	
008	9002	KANEHL MUSIC TRUST								
		28,743.16	0.00	21.30	0.00	250.00	28,514.46	0.00	28,514.46	
008	9003	RICHARD HOFFMAN COLLINS								
		736,925.09	0.00	148,197.36	0.00	47,000.00	838,122.45	0.00	838,122.45	
008	9112	ELAINE BUSHMAN FUND								
		19,161.49	0.00	1,619.48	0.00	500.00	20,280.97	0.00	20,280.97	
-----										
Total For Fund	008:									
		784,829.74	0.00	149,838.14	0.00	47,750.00	886,917.88	0.00	886,917.88	
009	9000	STAR								
		988.90	0.00	34,632.70	0.00	32,423.95	3,197.65	0.00	3,197.65	



POWERSCHOOL  
DATE: 07/18/2024  
TIME: 13:33:50  
SELECTION CRITERIA : ALL

MEDINA CITY SCHOOLS  
OH Cash Position Report

PAGE NUMBER: 3

ACCOUNTING PERIOD : 13/24

FUND	SCC	DESCRIPTION	BEGIN	BALANCE	MTD RECEIPTS	FYTD RECEIPTS	MTD EXPENDITURES	FYTD EXPENDITURES	CURRENT FUND BALANCE	CURRENT ENCUMBRANCE	UNENCUMBERED FUND BALANCE
009	9110	UNIFORM SUPPLIES GA									
		3,854.30	0.00		2,930.05	0.00	6,513.34	271.01	278.12	-7.11	
009	9120	UNIFORM SUPPLIES - CN									
		15,765.94	0.00		8,356.30	0.00	8,972.81	15,149.43	8,658.53	6,490.90	
009	9130	UNIFORM SUPPLIES - FN									
		6,670.93	0.00		9,827.75	0.00	11,443.26	5,055.42	0.00	5,055.42	
009	9140	UNIFORM SUPPLIES - HE									
		16,699.53	0.00		7,716.50	0.00	6,237.43	18,178.60	0.00	18,178.60	
009	9160	UNIFORM SUPPLIES - BL									
		5,303.22	0.00		11,404.75	0.00	12,102.26	4,605.71	0.00	4,605.71	
009	9170	UNIFORM SUPPLIES - WA									
		24,729.68	0.00		12,191.00	0.00	10,987.53	25,933.15	0.00	25,933.15	
009	9180	UNIFORM SUPPLIES - NO									
		12,013.99	0.00		10,145.50	0.00	10,385.33	11,774.16	0.00	11,774.16	
009	9200	UNIFORM SUPPLIES - CL									
		20,009.61	0.00		20,338.10	0.00	24,853.41	15,494.30	0.00	15,494.30	
009	9210	UNIFORM SUPPLIES - RT									
		7,947.71	0.00		23,120.25	0.00	20,678.57	10,389.39	0.00	10,389.39	
009	9300	UNIFORM SUPPLIES - HS									
		64,502.77	0.00		169,172.47	0.00	163,109.37	70,565.87	1,295.79	69,270.08	
009	9301	MHS GRADUATION									
		976.10	0.00		5,676.00	0.00	6,355.07	297.03	0.00	297.03	
009	9304	AVIATION/PHOTOGRAPHY									
		3.87	0.00		0.00	0.00	0.00	3.87	0.00	3.87	
-----											
Total For Fund	009:										
		179,466.55	0.00		315,511.37	0.00	314,062.33	180,915.59	10,232.44	170,683.15	
014	9016	MEDINA CNTY JUV DET CNTR									
		123,134.45	0.00		246,842.20	0.00	337,023.82	32,952.83	0.00	32,952.83	
014	9116	EVOLVE									
		616,881.56	0.00		1,097,724.50	0.00	1,154,148.79	560,457.27	1,514.55	558,942.72	
-----											
Total For Fund	014:										
		740,016.01	0.00		1,344,566.70	0.00	1,491,172.61	593,410.10	1,514.55	591,895.55	

POWERSCHOOL  
DATE: 07/18/2024  
TIME: 13:33:50  
SELECTION CRITERIA : ALL

MEDINA CITY SCHOOLS  
OH Cash Position Report

PAGE NUMBER: 4

ACCOUNTING PERIOD : 13/24

FUND	SCC	DESCRIPTION	BEGIN	MTD	FYTD	MTD	FYTD	CURRENT	CURRENT	UNENCUMBERED
		BALANCE	RECEIPTS	RECEIPTS	EXPENDITURES	EXPENDITURES	FUND	BALANCE	ENCUMBRANCE	FUND
										BALANCE
016	0000	EMERGENCY LEVY								
		16,351,613.27	0.00	7,159,965.03	0.00	9,869,930.56	13,641,647.74	34,429.14		13,607,218.60
016	0410	EMERGENCY LEVY								
		-263,873.52	0.00	0.00	0.00	137,772.96	-401,646.48	0.00		-401,646.48
016	1000	EMERGENCY LEVY								
		-1,310,023.18	0.00	0.00	0.00	611,576.97	-1,921,600.15	0.00		-1,921,600.15
<hr/>										
Total For Fund 016:										
		14,777,716.57	0.00	7,159,965.03	0.00	10,619,280.49	11,318,401.11	34,429.14		11,283,971.97
<hr/>										
018	0000	PRINT SHOP								
		6,683.33	0.00	0.00	0.00	0.00	6,683.33	0.00		6,683.33
018	9000	PUBLIC SCHOOL SUP - SUPER								
		16.70	0.00	0.00	0.00	0.00	16.70	0.00		16.70
018	9110	PRINCIPAL'S FUND - GA								
		11,657.93	0.00	2,976.35	0.00	14,171.58	462.70	619.04		-156.34
018	9111	GARFIELD SCHOOL STORE								
		49.99	0.00	0.00	0.00	0.00	49.99	0.00		49.99
018	9113	GARFIELD MEDIA CENTER								
		563.34	0.00	57.17	0.00	475.94	144.57	0.00		144.57
018	9120	PRINCIPAL - CN								
		57,375.66	0.00	4,823.91	0.00	50,279.16	11,920.41	3,491.07		8,429.34
018	9122	CANAVAN SCHOOL STORE								
		586.69	0.00	0.00	0.00	0.00	586.69	0.00		586.69
018	9123	BOOK FAIR - CANAVAN								
		2,112.05	0.00	25,910.50	0.00	3,917.27	24,105.28	0.00		24,105.28
018	9130	PRINCIPAL - FN								
		38,283.66	0.00	15,220.32	0.00	15,194.56	38,309.42	2,632.02		35,677.40
018	9133	BOOK FAIR - FENN								
		1,514.66	0.00	107.25	0.00	0.00	1,621.91	0.00		1,621.91
018	9135	MEDINA SKI TEAM								
		474.67	0.00	0.00	0.00	0.00	474.67	0.00		474.67
018	9140	PRINCIPAL'S FUND - HE								
		46,856.38	0.00	3,246.09	0.00	8,437.32	41,665.15	0.00		41,665.15
018	9143	HERITAGE MEDIA CENTER								
		2,226.35	0.00	0.00	0.00	0.00	2,226.35	0.00		2,226.35
018	9160	PRINCIPAL'S FUND - BL								
		41,447.36	0.00	12,503.86	0.00	15,254.38	38,696.84	4,759.16		33,937.68

POWERSCHOOL  
DATE: 07/18/2024  
TIME: 13:33:50  
SELECTION CRITERIA : ALL

MEDINA CITY SCHOOLS  
OH Cash Position Report

PAGE NUMBER: 5

ACCOUNTING PERIOD : 13/24

FUND	SCC	DESCRIPTION BEGIN BALANCE	MTD RECEIPTS	FYTD RECEIPTS	MTD EXPENDITURES	FYTD EXPENDITURES	CURRENT FUND BALANCE	CURRENT ENCUMBRANCE	UNENCUMBERED FUND BALANCE
018	9161	PBIS - BLAKE 3,248.50	0.00	0.00	0.00	1,650.00	1,598.50	0.00	1,598.50
018	9163	BLAKE MEDIA CENTER 13,118.41	0.00	236.28	0.00	0.00	13,354.69	0.00	13,354.69
018	9170	PRINCIPALS FUND - WA 78,815.43	0.00	6,828.01	0.00	17,611.03	68,032.41	0.00	68,032.41
018	9171	WAITE SCHOOL STORE 220.00	0.00	160.00	0.00	228.27	151.73	0.00	151.73
018	9173	MEDIA CENTER WA 5,239.53	0.00	84.90	0.00	0.00	5,324.43	0.00	5,324.43
018	9180	PRINCIPALS FUND NO 67,088.84	0.00	16,118.22	0.00	30,147.38	53,059.68	0.00	53,059.68
018	9181	NO SCHOOL STORE 1,631.19	0.00	0.00	0.00	1,631.19	0.00	0.00	0.00
018	9183	MEDIA CENTER NO 8,759.38	0.00	41.94	0.00	4,665.55	4,135.77	0.00	4,135.77
018	9184	FIELD TRIPS NO 146.00	0.00	0.00	0.00	146.00	0.00	0.00	0.00
018	9200	PRINCIPAL'S FUND - CL 48,468.81	0.00	13,003.01	0.00	18,376.11	43,095.71	256.90	42,838.81
018	9203	CL MEDIA CENTER 5,629.54	0.00	3,672.20	0.00	3,519.92	5,781.82	0.00	5,781.82
018	9210	PRINCIPAL'S FUND - RT 36,774.81	0.00	4,856.68	0.00	9,021.05	32,610.44	5,449.88	27,160.56
018	9211	ROOT M.S. MEDIA CENTER 10,629.86	0.00	3,493.48	0.00	3,230.54	10,892.80	0.00	10,892.80
018	9300	PRINCIPAL'S FUND - HS 23,531.31	0.00	22,540.44	0.00	25,639.76	20,431.99	60.28	20,371.71
018	9301	MEDIA CENTER FUND 1,554.50	0.00	0.00	0.00	-63.95	1,618.45	0.00	1,618.45
018	9302	SPECIAL FUNDRAISER - HS 29,909.37	0.00	0.00	0.00	0.00	29,909.37	0.00	29,909.37
018	9303	PERFORMING ARTS 159,402.65	0.00	113,255.00	0.00	36,953.07	235,704.58	32,253.54	203,451.04
018	9304	BUZZ 23,253.34	0.00	19,073.06	0.00	13,392.45	28,933.95	0.00	28,933.95
018	9305	FLEXIBLE CREDIT FUND 8,434.56	0.00	0.00	0.00	0.00	8,434.56	0.00	8,434.56
018	9306	FEED THE BEES 7,622.41	0.00	1,400.00	0.00	1,797.66	7,224.75	0.00	7,224.75

POWERSCHOOL  
DATE: 07/18/2024  
TIME: 13:33:50  
SELECTION CRITERIA : ALL

MEDINA CITY SCHOOLS  
OH Cash Position Report

PAGE NUMBER: 6

ACCOUNTING PERIOD : 13/24

FUND	SCC	DESCRIPTION	BEGIN	BALANCE	MTD RECEIPTS	FYTD RECEIPTS	MTD EXPENDITURES	FYTD EXPENDITURES	CURRENT FUND BALANCE	CURRENT ENCUMBRANCE	UNENCUMBERED FUND BALANCE
018	9307	MHS LOCAL GRANTS									
		74.85			0.00	0.00	0.00	1,258.34	-1,183.49	0.00	-1,183.49
018	9308	MHS HOPE SQUAD									
		1,216.16			0.00	4,075.25	0.00	2,431.61	2,859.80	0.00	2,859.80
018	9403	PRINCIPAL FUND -PRESCHOOL									
		0.00			0.00	229.50	0.00	0.00	229.50	0.00	229.50
018	9884	FACILITY RENTAL									
		85,394.82			0.00	661.00	0.00	0.00	86,055.82	0.00	86,055.82
018	9900	INSERVICE - CENTRAL									
		3,702.01			0.00	0.00	0.00	0.00	3,702.01	0.00	3,702.01
018	9901	PUBLIC SCH SUPPORT - INST									
		1,743.89			0.00	0.00	0.00	0.00	1,743.89	0.00	1,743.89
018	9902	INSERVICE - SUPER									
		11,224.52			0.00	0.00	0.00	0.00	11,224.52	0.00	11,224.52
018	9903	BOARD/STUDENT DEVELOPMENT									
		2,800.00			0.00	0.00	0.00	0.00	2,800.00	0.00	2,800.00
018	9904	WELLNESS FUND									
		502.00			0.00	0.00	0.00	0.00	502.00	0.00	502.00
018	9905	PUBLIC SCH SUPT/STUD SERV									
		51,248.39			0.00	0.00	0.00	0.00	51,248.39	0.00	51,248.39
018	9906	COMMUNICA-PUBLIC SCH SUP									
		675.90			0.00	525.00	0.00	525.00	675.90	0.00	675.90
018	9907	STEAM - SUMMER ENRICHMENT									
		5,374.82			0.00	0.00	0.00	0.00	5,374.82	0.00	5,374.82
018	9908	GRANT US HOPE									
		-317.00			0.00	0.00	0.00	0.00	-317.00	0.00	-317.00
018	9910	MAINTENANCE DEPARTMENT									
		3,902.36			0.00	0.00	0.00	0.00	3,902.36	0.00	3,902.36
018	9915	BIKE TO SCHOOL									
		788.22			0.00	3,000.00	0.00	2,795.48	992.74	0.00	992.74
018	9916	SPIRIT NIGHT									
		4,396.64			0.00	2,500.00	0.00	2,950.88	3,945.76	0.00	3,945.76
018	9917	HALL OF FAME									
		1,235.05			0.00	1,000.00	0.00	0.00	2,235.05	500.00	1,735.05
018	9918	SPOTLIGHT ON STUDENTS									
		816.53			0.00	375.00	0.00	286.62	904.91	0.00	904.91
018	9919	STUDENT ART SHOW									
		621.60			0.00	500.00	0.00	594.60	527.00	0.00	527.00
018	9920	TRSP FUND									
		1,514.98			0.00	0.00	0.00	0.00	1,514.98	0.00	1,514.98

POWERSCHOOL  
DATE: 07/18/2024  
TIME: 13:33:50  
SELECTION CRITERIA : ALL

MEDINA CITY SCHOOLS  
OH Cash Position Report

PAGE NUMBER: 7

ACCOUNTING PERIOD : 13/24

FUND	SCC	DESCRIPTION	BEGIN BALANCE	MTD RECEIPTS	FYTD RECEIPTS	MTD EXPENDITURES	FYTD EXPENDITURES	CURRENT FUND BALANCE	CURRENT ENCUMBRANCE	UNENCUMBERED FUND BALANCE
-----										
018	9922	AMERICAN HEART GRANT 1,000.00	0.00	0.00	0.00	0.00	0.00	1,000.00	0.00	1,000.00
018	9930	RESOURCE CONNECTION 1,500.00	0.00	0.00	0.00	0.00	0.00	1,500.00	0.00	1,500.00
-----										
Total For Fund	018:	922,742.95	0.00	282,474.42	0.00	286,518.77	918,698.60	50,021.89	868,676.71	
019	9000	ADAMH GRANT 240.00	0.00	0.00	0.00	0.00	0.00	240.00	0.00	240.00
019	9018	LOWE'S LIGHT UP GA FY08 48.08	0.00	0.00	0.00	0.00	0.00	48.08	0.00	48.08
019	9020	RIF PROGRAM GRANT - NO 400.73	0.00	0.00	0.00	0.00	0.00	400.73	0.00	400.73
019	9021	JENNINGS - B - BRYNIARSKI 0.82	0.00	0.00	0.00	0.00	0.00	0.82	0.00	0.82
019	9023	PUB EDU LEADERSHIP COM GT 0.01	0.00	0.00	0.00	0.00	0.00	0.01	0.00	0.01
019	9029	M H J GRANT/ZAVESKY/FY09 6.82	0.00	0.00	0.00	0.00	0.00	6.82	0.00	6.82
019	9030	PERF BASD ASSMENT GT FY10 79.76	0.00	0.00	0.00	0.00	0.00	79.76	0.00	79.76
019	9031	PBA FY11 256.96	0.00	0.00	0.00	0.00	0.00	256.96	0.00	256.96
019	9113	ACS-HACH CHEM GT - HAMMAN 96.34	0.00	0.00	0.00	0.00	0.00	96.34	0.00	96.34
019	9121	ADAMH GRANT 40,405.00	0.00	0.00	0.00	6,550.00	33,855.00	0.00	0.00	33,855.00
019	9180	PPG INNOV CLASSRM GT-NO 15.31	0.00	0.00	0.00	0.00	0.00	15.31	0.00	15.31
019	9181	FIRST ENERGY GRANT 0.16	0.00	0.00	0.00	0.00	0.00	0.16	0.00	0.16
019	9213	VIDEO CLUB GRANT - MHS 2.82	0.00	0.00	0.00	0.00	0.00	2.82	0.00	2.82
019	9301	PPG GRANT - ROBOTICS 9.07	0.00	0.00	0.00	0.00	0.00	9.07	0.00	9.07
019	9313	JENNINGS - NOP - MILLER 13.86	0.00	0.00	0.00	0.00	0.00	13.86	0.00	13.86

POWERSCHOOL  
DATE: 07/18/2024  
TIME: 13:33:50  
SELECTION CRITERIA : ALL

MEDINA CITY SCHOOLS  
OH Cash Position Report

PAGE NUMBER: 8

ACCOUNTING PERIOD : 13/24

FUND	SCC	DESCRIPTION	BEGIN	BALANCE	MTD RECEIPTS	FYTD RECEIPTS	MTD EXPENDITURES	FYTD EXPENDITURES	CURRENT FUND BALANCE	CURRENT ENCUMBRANCE	UNENCUMBERED FUND BALANCE
019	9413	3M AND OTHER GRANT									
		152.03			0.00	0.00	0.00	0.00	152.03	0.00	152.03
019	9513	NEA STUDENT ACHIEVE GT									
		191.88			0.00	0.00	0.00	0.00	191.88	0.00	191.88
019	9715	FUEL UP - BLAKE									
		23.82			0.00	0.00	0.00	0.00	23.82	0.00	23.82
019	9920	M H J SUPPORT STUGGLING									
		1,000.00			0.00	0.00	0.00	0.00	1,000.00	0.00	1,000.00
-----											
Total For Fund	019:										
		42,943.47			0.00	0.00	0.00	6,550.00	36,393.47	0.00	36,393.47
-----											
020	9001	TRANSPORTATION ENTERPRISE									
		167,634.78			0.00	6,711.75	0.00	3,556.22	170,790.31	1,443.78	169,346.53
-----											
Total For Fund	020:										
		167,634.78			0.00	6,711.75	0.00	3,556.22	170,790.31	1,443.78	169,346.53
-----											
022	9000	UNCLAIMED FUNDS									
		66,495.58			0.00	4,001.05	0.00	0.00	70,496.63	5,000.00	65,496.63
022	9093	DIVERSION PROG ADAMHS BD									
		1,000.00			0.00	0.00	0.00	0.00	1,000.00	0.00	1,000.00
022	9094	DIVERSION PROG ADAMHS BD									
		1,000.00			0.00	0.00	0.00	0.00	1,000.00	0.00	1,000.00
022	9300	OH HS ATH ASSOC FUND									
		10,114.54			0.00	27,603.00	0.00	22,169.08	15,548.46	600.00	14,948.46
-----											
Total For Fund	022:										
		78,610.12			0.00	31,604.05	0.00	22,169.08	88,045.09	5,600.00	82,445.09
-----											
024	9001	MED AND DRUG/SELF INS									
		4,339,814.61			0.00	10,936,693.55	0.00	11,993,815.83	3,282,692.33	337,758.87	2,944,933.46
024	9002	DENT SELF INS									
		688,881.52			0.00	739,134.93	0.00	692,419.41	735,597.04	20,000.00	715,597.04

POWERSCHOOL  
DATE: 07/18/2024  
TIME: 13:33:50  
SELECTION CRITERIA : ALL

MEDINA CITY SCHOOLS  
OH Cash Position Report

PAGE NUMBER: 9

ACCOUNTING PERIOD : 13/24

FUND	SCC	DESCRIPTION BEGIN BALANCE	MTD RECEIPTS	FYTD RECEIPTS	MTD EXPENDITURES	FYTD EXPENDITURES	CURRENT FUND BALANCE	CURRENT ENCUMBRANCE	UNENCUMBERED FUND BALANCE
024	9094	FLEX PRO 68,882.32	0.00	223,766.34	0.00	215,364.13	77,284.53	45,357.96	31,926.57
-----									
Total For Fund 024:		5,097,578.45	0.00	11,899,594.82	0.00	12,901,599.37	4,095,573.90	403,116.83	3,692,457.07
027	0000	WORK COMP-SELF INS 517,470.87	0.00	168,215.00	0.00	247,782.66	437,903.21	82,355.60	355,547.61
-----									
Total For Fund 027:		517,470.87	0.00	168,215.00	0.00	247,782.66	437,903.21	82,355.60	355,547.61
071	9013	SALES TAX P I 3,479,546.49	0.00	4,337,995.07	0.00	3,183,613.63	4,633,927.93	1,745,739.19	2,888,188.74
-----									
Total For Fund 071:		3,479,546.49	0.00	4,337,995.07	0.00	3,183,613.63	4,633,927.93	1,745,739.19	2,888,188.74
200	9110	GA STUD COUN/K-KIDS CLUB 534.56	0.00	981.56	0.00	1,494.10	22.02	143.26	-121.24
200	9121	CN STUDENT COUNCIL 1,459.40	0.00	76.14	0.00	0.00	1,535.54	0.00	1,535.54
200	9134	FN STUDENT BUSINESS 9.98	0.00	0.52	0.00	0.00	10.50	0.00	10.50
200	9140	HE STUDENT COUNCIL 173.63	0.00	9.07	0.00	0.00	182.70	0.00	182.70
200	9184	NO STUDENT COUNCIL 55.57	0.00	2.90	0.00	0.00	58.47	0.00	58.47
200	9185	NO K-KIDS KIWANIS CLUB 12,147.30	0.00	633.79	0.00	0.00	12,781.09	0.00	12,781.09
200	9201	ROBOTICS CLUB CL 381.49	0.00	405.03	0.00	275.00	511.52	0.00	511.52
200	9202	CL STUDENT COUNCIL 2,988.56	0.00	5,901.16	0.00	3,532.85	5,356.87	0.00	5,356.87

POWERSCHOOL  
DATE: 07/18/2024  
TIME: 13:33:50  
SELECTION CRITERIA : ALL

MEDINA CITY SCHOOLS  
OH Cash Position Report

PAGE NUMBER: 10

ACCOUNTING PERIOD : 13/24

FUND	SCC	DESCRIPTION BEGIN BALANCE	MTD RECEIPTS	FYTD RECEIPTS	MTD EXPENDITURES	FYTD EXPENDITURES	CURRENT FUND BALANCE	CURRENT ENCUMBRANCE	UNENCUMBERED FUND BALANCE
200	9204	CL CHEERLEADERS 557.91	0.00	29.11	0.00	0.00	587.02	0.00	587.02
200	9205	CL BUILDERS CLUB 3,836.20	0.00	200.14	0.00	0.00	4,036.34	0.00	4,036.34
200	9209	CL DRAMA CLUB 33,551.92	0.00	11,950.17	0.00	5,594.15	39,907.94	0.00	39,907.94
200	9251	ROBOTICS CLUB RT 136.71	0.00	368.66	0.00	182.59	322.78	192.41	130.37
200	9253	RT BUILDERS' CLUB 6,721.88	0.00	350.72	0.00	0.00	7,072.60	2,000.00	5,072.60
200	9254	RT HONORS ACADEMY 7,221.92	0.00	2,723.05	0.00	1,630.13	8,314.84	0.00	8,314.84
200	9256	RT DRAMA CLUB 6,138.27	0.00	313.27	0.00	535.63	5,915.91	2,000.00	3,915.91
200	9258	RT STUD COUNCIL 5,856.42	0.00	2,930.74	0.00	1,167.56	7,619.60	332.44	7,287.16
200	9301	YG AMERICANS FOR FREEDOM 0.21	0.00	0.00	0.00	0.00	0.21	0.00	0.21
200	9302	ART CLUB 1,171.52	0.00	572.54	0.00	474.92	1,269.14	0.00	1,269.14
200	9303	CULTURAL EXPLORATION 209.26	0.00	10.90	0.00	0.00	220.16	0.00	220.16
200	9304	CAREER ASSOCIATION 0.37	0.00	0.00	0.00	0.00	0.37	0.00	0.37
200	9305	CHEMCLUB 2.27	0.00	0.11	0.00	0.00	2.38	0.00	2.38
200	9307	VOCAL 50,986.09	0.00	21,570.05	0.00	34,088.15	38,467.99	5,577.22	32,890.77
200	9309	IMPROV CLUB 614.62	0.00	32.07	0.00	0.00	646.69	0.00	646.69
200	9310	D E P - NAT'L GERMAN HON 0.45	0.00	0.00	0.00	0.00	0.45	0.00	0.45
200	9312	DRAMA CLUB 20,990.47	0.00	13,930.61	0.00	16,762.75	18,158.33	0.00	18,158.33
200	9314	MEDINA OUTDOORS CLUB 473.05	0.00	179.35	0.00	0.00	652.40	0.00	652.40
200	9315	FELLOWSP OF CHRISTIAN ATH 358.87	0.00	18.72	0.00	0.00	377.59	0.00	377.59
200	9318	GIRLS LEADERSHIP CLUB 7,496.92	0.00	391.15	0.00	0.00	7,888.07	0.00	7,888.07



POWERSCHOOL  
 DATE: 07/18/2024  
 TIME: 13:33:50  
 SELECTION CRITERIA : ALL

MEDINA CITY SCHOOLS  
 OH Cash Position Report

PAGE NUMBER: 11

ACCOUNTING PERIOD : 13/24

FUND	SCC	DESCRIPTION BEGIN BALANCE	MTD RECEIPTS	FYTD RECEIPTS	MTD EXPENDITURES	FYTD EXPENDITURES	CURRENT FUND BALANCE	CURRENT ENCUMBRANCE	UNENCUMBERED FUND BALANCE
<hr/>									
200	9321	KEY CLUB 64,607.35	0.00	11,133.82	0.00	12,908.59	62,832.58	0.00	62,832.58
200	9323	MEDINAMITE 1,797.19	0.00	240.84	0.00	613.25	1,424.78	0.00	1,424.78
200	9324	MEDINIAN 74,321.83	0.00	7,023.40	0.00	95.96	81,249.27	0.00	81,249.27
200	9325	MHS BAND 23,575.78	0.00	16,663.14	0.00	24,984.86	15,254.06	0.00	15,254.06
200	9326	NATIONAL HONOR SOCIETY 16,525.17	0.00	3,074.53	0.00	3,493.64	16,106.06	0.00	16,106.06
200	9327	ORCHESTRA 46,670.41	0.00	4,982.42	0.00	416.34	51,236.49	0.00	51,236.49
200	9330	SCIENCE OLYMPIAD CLUB 2,843.13	0.00	1,492.42	0.00	914.49	3,421.06	0.00	3,421.06
200	9331	SKI CLUB 3.37	0.00	0.18	0.00	0.00	3.55	0.00	3.55
200	9332	SPANISH CLUB 14,993.20	0.00	2,945.95	0.00	3,384.57	14,554.58	0.00	14,554.58
200	9333	STUDENT COUNCIL 59,292.03	0.00	37,972.00	0.00	44,944.13	52,319.90	0.00	52,319.90
200	9335	LATIN CLUB 6,873.72	0.00	907.14	0.00	671.08	7,109.78	0.00	7,109.78
200	9336	FRENCH CLUB 337.28	0.00	641.49	0.00	810.17	168.60	0.00	168.60
200	9337	AMERICAN SIGN LANGUAGE 243.89	0.00	170.14	0.00	142.35	271.68	0.00	271.68
200	9339	SPEECH/DEBATE CLUB 12,891.59	0.00	16,482.27	0.00	27,805.03	1,568.83	0.00	1,568.83
200	9340	O.C.O.M. 703.10	0.00	2,192.89	0.00	1,573.93	1,322.06	0.00	1,322.06
200	9346	PENGUIN BOWL/NOSB 127.25	0.00	6.55	0.00	0.00	133.80	0.00	133.80
200	9350	TECHNOLOGY CLUB 424.58	0.00	1,183.29	0.00	1,480.51	127.36	0.00	127.36
200	9352	VIDEO CLUB - SR HI 7,627.75	0.00	806.73	0.00	254.62	8,179.86	0.00	8,179.86
200	9353	CHINESE CLUB 1,156.95	0.00	60.34	0.00	0.00	1,217.29	0.00	1,217.29
200	9355	GENDER AND SEXUALITY ALLI 774.74	0.00	87.49	0.00	263.14	599.09	0.00	599.09

POWERSCHOOL  
DATE: 07/18/2024  
TIME: 13:33:50  
SELECTION CRITERIA : ALL

MEDINA CITY SCHOOLS  
OH Cash Position Report

PAGE NUMBER: 12

ACCOUNTING PERIOD : 13/24

FUND	SCC	DESCRIPTION BEGIN BALANCE	MTD RECEIPTS	FYTD RECEIPTS	MTD EXPENDITURES	FYTD EXPENDITURES	CURRENT FUND BALANCE	CURRENT ENCUMBRANCE	UNENCUMBERED FUND BALANCE
200	9380	V O F T 17,439.13	0.00	1,930.34	0.00	966.97	18,402.50	0.00	18,402.50
200	9421	CLASS OF 2021 2.63	0.00	0.00	0.00	0.50	2.13	2.50	-0.37
200	9422	CLASS OF 2022 133.84	0.00	0.00	0.00	22.27	111.57	111.73	-0.16
200	9423	CLASS OF 2023 2,279.02	0.00	87.74	0.00	597.22	1,769.54	1,672.78	96.76
200	9424	CLASS OF 2024 4,930.75	0.00	702.83	0.00	4,036.23	1,597.35	678.77	918.58
200	9425	CLASS OF 2025 4,111.05	0.00	68,935.74	0.00	67,031.67	6,015.12	0.00	6,015.12
200	9426	CLASS OF 2026 1,898.43	0.00	1,826.80	0.00	126.59	3,598.64	0.00	3,598.64
200	9427	CLASS OF 2027 0.00	0.00	1,513.94	0.00	82.74	1,431.20	0.00	1,431.20
200	9999	STUD ACTIV FD WAGES/BENE 0.01	0.00	0.00	0.00	0.00	0.01	0.00	0.01
<hr/>									
Total For Fund	200:	530,660.99	0.00	246,645.95	0.00	263,358.68	513,948.26	12,711.11	501,237.15
<hr/>									
300	3000	ATHLETIC FUND -199,375.87	0.00	973,500.12	0.00	477,731.39	296,392.86	7,710.66	288,682.20
300	3001	ATHLETICS OTH 212,126.80	0.00	190,332.36	0.00	386,949.16	15,510.00	0.00	15,510.00
300	3002	ATH BOYS TENNIS 0.00	0.00	600.00	0.00	600.00	0.00	0.00	0.00
300	3003	ATH BOYS BB 26,852.28	0.00	31,084.60	0.00	57,936.88	0.00	0.00	0.00
300	3004	ATH GIRLS BB 14,076.98	0.00	17,166.93	0.00	31,243.91	0.00	0.00	0.00
300	3007	ATH BOYS CC 18,265.00	0.00	13,695.00	0.00	31,210.00	750.00	0.00	750.00
300	3008	ATH HS FOOTBALL 119,549.46	0.00	139,316.18	0.00	258,865.64	0.00	0.00	0.00
300	3010	ATH SOCCER 717.00	0.00	878.00	0.00	1,595.00	0.00	0.00	0.00

POWERSCHOOL  
DATE: 07/18/2024  
TIME: 13:33:50  
SELECTION CRITERIA : ALL

MEDINA CITY SCHOOLS  
OH Cash Position Report

PAGE NUMBER: 13

ACCOUNTING PERIOD : 13/24

FUND	SCC	DESCRIPTION BEGIN BALANCE	MTD RECEIPTS	FYTD RECEIPTS	MTD EXPENDITURES	FYTD EXPENDITURES	CURRENT FUND BALANCE	CURRENT ENCUMBRANCE	UNENCUMBERED FUND BALANCE
300	3012	ATH BOYS SOCCER 9,865.29	0.00	14,172.78	0.00	24,038.07	0.00	0.00	0.00
300	3013	ATH GIRLS SOCCER 12,215.92	0.00	15,261.84	0.00	27,477.76	0.00	0.00	0.00
300	3015	ATH BOYS TRACK 4,450.00	0.00	3,730.00	0.00	8,180.00	0.00	0.00	0.00
300	3016	ATH GIRLS TRACK 7,316.00	0.00	7,237.72	0.00	14,553.72	0.00	0.00	0.00
300	3017	ATH GIRLS VBALL 12,433.94	0.00	12,876.95	0.00	25,310.89	0.00	0.00	0.00
300	3018	ATH WRESTLING 31,069.37	0.00	42,032.84	0.00	73,102.21	0.00	0.00	0.00
300	3019	ATH BOYS LACROSSE 9,435.86	0.00	6,439.94	0.00	15,875.80	0.00	0.00	0.00
300	3020	ATH GIRLS LACROSSE 3,290.88	0.00	4,447.96	0.00	7,738.84	0.00	0.00	0.00
300	3021	ATH BOYS SWIMMING 4,319.96	0.00	3,336.00	0.00	7,655.96	0.00	0.00	0.00
300	3022	ATH GIRLS SWIMMING 0.00	0.00	400.00	0.00	400.00	0.00	0.00	0.00
300	9110	GARFIELD FIELD TRIPS 4,341.97	0.00	2,347.00	0.00	712.36	5,976.61	0.00	5,976.61
300	9120	CANAVAN FIELD TRIP -477.80	0.00	4,217.80	0.00	3,740.00	0.00	1,000.00	-1,000.00
300	9121	WORLD WATCHER'S CLUB 7,362.04	0.00	0.00	0.00	0.00	7,362.04	0.00	7,362.04
300	9130	FENN FIELD TRIPS 165.00	0.00	6,504.00	0.00	6,262.00	407.00	0.00	407.00
300	9140	HERITAGE FIELD TRIPS 274.31	0.00	5,991.65	0.00	5,617.82	648.14	0.00	648.14
300	9160	BLAKE FIELD TRIPS -1,238.81	0.00	6,197.00	0.00	4,525.73	432.46	0.00	432.46
300	9170	WAITE FIELD TRIPS 639.00	0.00	7,480.00	0.00	6,927.00	1,192.00	0.00	1,192.00
300	9180	NORTHROP FIELD TRIPS 1,408.11	0.00	5,590.75	0.00	6,253.16	745.70	2,339.85	-1,594.15
300	9201	CL BAND FUND 11,452.51	0.00	9,126.00	0.00	5,875.11	14,703.40	0.00	14,703.40
300	9202	CL ORCHESTRA FD. 258.00	0.00	0.00	0.00	0.00	258.00	0.00	258.00

POWERSCHOOL  
DATE: 07/18/2024  
TIME: 13:33:50  
SELECTION CRITERIA : ALL

MEDINA CITY SCHOOLS  
OH Cash Position Report

PAGE NUMBER: 14

ACCOUNTING PERIOD : 13/24

FUND	SCC	DESCRIPTION BEGIN BALANCE	MTD RECEIPTS	FYTD RECEIPTS	MTD EXPENDITURES	FYTD EXPENDITURES	CURRENT FUND BALANCE	CURRENT ENCUMBRANCE	UNENCUMBERED FUND BALANCE
300	9203	CL LIBRARY 370.00	0.00	0.00	0.00	0.00	370.00	0.00	370.00
300	9204	CL CHOIR FUND 634.10	0.00	0.00	0.00	0.00	634.10	0.00	634.10
300	9208	DC AND OTHER TRIPS 1,064.50	0.00	117,708.00	0.00	115,844.18	2,928.32	2,892.00	36.32
300	9250	RT BAND FUND 9,385.33	0.00	7,407.85	0.00	5,398.22	11,394.96	1,849.00	9,545.96
300	9251	RT ORCHESTRA FUND 1,246.65	0.00	0.00	0.00	0.00	1,246.65	0.00	1,246.65
300	9252	RT CHOIR FUND 3,270.15	0.00	0.00	0.00	0.00	3,270.15	0.00	3,270.15
300	9253	RT BEEHIVE 2,059.46	0.00	1,416.45	0.00	917.16	2,558.75	75.94	2,482.81
300	9254	ZEN DEN RT 654.70	0.00	1,144.00	0.00	643.75	1,154.95	524.37	630.58
300	9258	RT DIST SUPER ACTIV 124.00	0.00	124,811.50	0.00	123,356.98	1,578.52	20,087.24	-18,508.72
300	9302	MENS VOLLEYBALL 5,480.17	0.00	5,614.98	0.00	460.00	10,635.15	0.00	10,635.15
300	9303	HUDDLE/SHUDDLE 0.63	0.00	3,870.00	0.00	2,538.77	1,331.86	0.00	1,331.86
300	9304	LINK CREW 3,123.40	0.00	8,609.75	0.00	6,589.80	5,143.35	0.00	5,143.35
300	9313	MUSICAL 21,435.88	0.00	22,320.96	0.00	20,034.80	23,722.04	0.00	23,722.04
300	9325	MHS BAND TRIP 7,171.20	0.00	0.00	0.00	0.00	7,171.20	0.00	7,171.20
300	9334	BEEHIVE CAFE 18,163.95	0.00	0.00	0.00	306.45	17,857.50	0.00	17,857.50
300	9390	GLOBAL TRIPS 375.00	0.00	1,495.00	0.00	1,495.00	375.00	0.00	375.00
300	9403	PRESCHOOL TRIP 0.00	0.00	2,405.00	0.00	2,310.00	95.00	0.00	95.00
300	9410	SPARKLE CHEERLEADING 4,860.20	0.00	4,114.70	0.00	2,914.72	6,060.18	1,085.28	4,974.90
<hr/>									
Total For Fund	300:	390,212.52	0.00	1,824,881.61	0.00	1,773,188.24	441,905.89	37,564.34	404,341.55

POWERSCHOOL  
DATE: 07/18/2024  
TIME: 13:33:50  
SELECTION CRITERIA : ALL

MEDINA CITY SCHOOLS  
OH Cash Position Report

PAGE NUMBER: 15

ACCOUNTING PERIOD : 13/24

FUND	SCC	DESCRIPTION	BEGIN BALANCE	MTD RECEIPTS	FYTD RECEIPTS	MTD EXPENDITURES	FYTD EXPENDITURES	CURRENT FUND BALANCE	CURRENT ENCUMBRANCE	UNENCUMBERED FUND BALANCE
401	9013	ST FRANCIS AUX SERVICES	80,070.56	0.00	176.30	0.00	80,246.86	0.00	0.00	0.00
401	9014	ST FRANCIS AUXILIARY	0.00	0.00	333,957.14	0.00	297,572.58	36,384.56	4,560.17	31,824.39
401	9017	AUX ST FRANCIS	37.41	0.00	0.00	0.00	0.00	37.41	0.00	37.41
401	9023	NURTURY AUX SERVICES	17,345.30	0.00	53.49	0.00	17,398.79	0.00	0.00	0.00
401	9024	NURTURY AUXILIARY	0.00	0.00	15,400.39	0.00	7,467.46	7,932.93	492.40	7,440.53
401	9027	AUX FUNDS NURTURY	72.90	0.00	0.00	0.00	0.00	72.90	0.00	72.90
401	9033	MCA AUX SERVICES	38,034.74	0.00	86.58	0.00	38,121.32	0.00	0.00	0.00
401	9034	MCS AUXILIARY	0.00	0.00	474,963.36	0.00	431,226.59	43,736.77	3,014.26	40,722.51
401	9066	SM WONDERS	1,644.12	0.00	0.00	0.00	0.00	1,644.12	0.00	1,644.12
-----										
Total For Fund	401:	137,205.03	0.00	824,637.26	0.00	872,033.60	89,808.69	8,066.83	81,741.86	
-----										
432	9097	MANAGE INFO SYS	0.80	0.00	0.00	0.00	0.00	0.80	0.00	0.80
-----										
Total For Fund	432:	0.80	0.00	0.00	0.00	0.00	0.80	0.00	0.80	
-----										
450	9008	SCHOOLNET PLUS FY2008	1.00	0.00	0.00	0.00	0.00	1.00	0.00	1.00
-----										
Total For Fund	450:	1.00	0.00	0.00	0.00	0.00	1.00	0.00	1.00	

POWERSCHOOL  
DATE: 07/18/2024  
TIME: 13:33:50  
SELECTION CRITERIA : ALL

MEDINA CITY SCHOOLS  
OH Cash Position Report

PAGE NUMBER: 16

ACCOUNTING PERIOD : 13/24

FUND	SCC	DESCRIPTION BEGIN BALANCE	MTD RECEIPTS	FYTD RECEIPTS	MTD EXPENDITURES	FYTD EXPENDITURES	CURRENT FUND BALANCE	CURRENT ENCUMBRANCE	UNENCUMBERED FUND BALANCE
451	9012	CONNECTIVITY 26,382.50	0.00	21,972.83	0.00	0.00	48,355.33	0.00	48,355.33
<hr/>									
Total For Fund	451:	26,382.50	0.00	21,972.83	0.00	0.00	48,355.33	0.00	48,355.33
452	9008	SCHOOLNET PD FY08 66.15	0.00	0.00	0.00	0.00	66.15	0.00	66.15
<hr/>									
Total For Fund	452:	66.15	0.00	0.00	0.00	0.00	66.15	0.00	66.15
467	9021	STUD WELLNESS AND SUCCESS 618.49	0.00	0.00	0.00	0.00	618.49	0.00	618.49
<hr/>									
Total For Fund	467:	618.49	0.00	0.00	0.00	0.00	618.49	0.00	618.49
499	9012	INTERN PSYCH FY12 45.81	0.00	0.00	0.00	0.00	45.81	0.00	45.81
499	9013	INTERN PSYCH FY13 39.97	0.00	0.00	0.00	0.00	39.97	0.00	39.97
499	9014	INTERN PSYCH FY24 0.00	0.00	29,538.60	0.00	29,607.60	-69.00	0.00	-69.00
499	9019	SCHOOL SAFETY 10,086.41	0.00	0.00	0.00	6,727.06	3,359.35	0.00	3,359.35
499	9024	LOCAL GOV INNOVATION FUND 7,750.00	0.00	0.00	0.00	0.00	7,750.00	0.00	7,750.00
499	9039	INTERN PSYCH GRANT FY09 2.20	0.00	0.00	0.00	0.00	2.20	0.00	2.20
499	9112	E-TECH BLENDED LEARNING 321.71	0.00	0.00	0.00	0.00	321.71	0.00	321.71

POWERSCHOOL  
DATE: 07/18/2024  
TIME: 13:33:50  
SELECTION CRITERIA : ALL

MEDINA CITY SCHOOLS  
OH Cash Position Report

PAGE NUMBER: 17

ACCOUNTING PERIOD : 13/24

FUND	SCC	DESCRIPTION	BEGIN	BALANCE	MTD RECEIPTS	FYTD RECEIPTS	MTD EXPENDITURES	FYTD EXPENDITURES	CURRENT FUND BALANCE	CURRENT ENCUMBRANCE	UNENCUMBERED FUND BALANCE
-----											
499	9224	AOG WELLNESS GRANT FY24	0.00		0.00	27,192.06	0.00	1,638.75	25,553.31	3,361.25	22,192.06
			-----		-----	-----	-----	-----	-----	-----	-----
Total For Fund	499:		18,246.10		0.00	56,730.66	0.00	37,973.41	37,003.35	3,361.25	33,642.10
506	9014	RES ED GRANT	950.00		0.00	0.00	0.00	0.00	950.00	0.00	950.00
			-----		-----	-----	-----	-----	-----	-----	-----
Total For Fund	506:		950.00		0.00	0.00	0.00	0.00	950.00	0.00	950.00
507	9022	ARP ESSER	8.39		0.00	1,572,490.04	0.00	1,408,124.19	164,374.24	0.00	164,374.24
507	9023	ARP STATE ACTIVITY SUP	0.00		0.00	464,508.00	0.00	142,010.00	322,498.00	464,508.00	-142,010.00
507	9024		0.00		0.00	1,397,037.94	0.00	635,801.34	761,236.60	619,273.90	141,962.70
507	9121	ESSER II	3,895.59		0.00	259,780.16	0.00	260,851.39	2,824.36	0.00	2,824.36
507	9222	ARP ESSER HOMELESS	-0.36		0.00	0.00	0.00	0.00	-0.36	0.00	-0.36
			-----		-----	-----	-----	-----	-----	-----	-----
Total For Fund	507:		3,903.62		0.00	3,693,816.14	0.00	2,446,786.92	1,250,932.84	1,083,781.90	167,150.94
516	9015	TITLE VI-B	2,690.82		0.00	0.00	0.00	0.00	2,690.82	0.00	2,690.82
516	9016	TITLE VI-B	229.90		0.00	0.00	0.00	0.00	229.90	0.00	229.90
516	9021	TITLE VI-B	4.85		0.00	0.00	0.00	0.00	4.85	0.00	4.85
516	9023	TITLE VI-B	104,814.80		0.00	239,387.49	0.00	344,202.29	0.00	0.00	0.00

POWERSCHOOL  
DATE: 07/18/2024  
TIME: 13:33:50  
SELECTION CRITERIA : ALL

MEDINA CITY SCHOOLS  
OH Cash Position Report

PAGE NUMBER: 18

ACCOUNTING PERIOD : 13/24

FUND	SCC	DESCRIPTION	BEGIN	BALANCE	MTD RECEIPTS	FYTD RECEIPTS	MTD EXPENDITURES	FYTD EXPENDITURES	CURRENT FUND BALANCE	CURRENT ENCUMBRANCE	UNENCUMBERED FUND BALANCE
<hr/>											
516	9024	TITLE VI-B	0.00		0.00	1,494,937.45	0.00	1,462,491.86	32,445.59	32,995.40	-549.81
516	9123	APR IDEA	64,142.11		0.00	132,257.89	0.00	196,400.00	0.00	0.00	0.00
<hr/>											
Total For Fund	516:		171,882.48		0.00	1,866,582.83	0.00	2,003,094.15	35,371.16	32,995.40	2,375.76
<hr/>											
551	9120	TITLE III LEP	2,792.08		0.00	0.00	0.00	0.00	2,792.08	0.00	2,792.08
551	9122	TITLE III LEP	722.05		0.00	0.00	0.00	0.00	722.05	0.00	722.05
551	9123	TITLE III LEP	0.00		0.00	5,439.25	0.00	1,902.47	3,536.78	0.00	3,536.78
551	9124	TITLE III LEP	0.00		0.00	4,041.62	0.00	7,359.29	-3,317.67	726.92	-4,044.59
<hr/>											
Total For Fund	551:		3,514.13		0.00	9,480.87	0.00	9,261.76	3,733.24	726.92	3,006.32
<hr/>											
572	9023	TITLE I	39,762.64		0.00	98,124.25	0.00	137,886.89	0.00	0.00	0.00
572	9024	TITLE I	0.00		0.00	505,469.59	0.00	505,532.25	-62.66	737.43	-800.09
572	9116	TITLE I-D	2.83		0.00	0.00	0.00	0.00	2.83	0.00	2.83
572	9121	TITLE I-D	-417.64		0.00	0.00	0.00	0.00	-417.64	0.00	-417.64
572	9122	TITLE I-D	72.63		0.00	0.00	0.00	0.00	72.63	0.00	72.63
572	9123	TITLE I-D	-1,234.19		0.00	31,550.70	0.00	31,803.82	-1,487.31	0.00	-1,487.31
572	9124	TITLE I-D	0.00		0.00	63,100.13	0.00	28,479.88	34,620.25	33,183.80	1,436.45



POWERSCHOOL  
DATE: 07/18/2024  
TIME: 13:33:50  
SELECTION CRITERIA : ALL

MEDINA CITY SCHOOLS  
OH Cash Position Report

PAGE NUMBER: 19

ACCOUNTING PERIOD : 13/24

FUND	SCC	DESCRIPTION BEGIN BALANCE	MTD RECEIPTS	FYTD RECEIPTS	MTD EXPENDITURES	FYTD EXPENDITURES	CURRENT FUND BALANCE	CURRENT ENCUMBRANCE	UNENCUMBERED FUND BALANCE
-----									
Total For Fund	572:	38,186.27	0.00	698,244.67	0.00	703,702.84	32,728.10	33,921.23	-1,193.13
584	9023	TITLE IV-A 3,364.53	0.00	187.16	0.00	3,552.83	-1.14	0.00	-1.14
584	9024	TITLE IV-A 0.00	0.00	46,372.46	0.00	40,986.97	5,385.49	5,395.22	-9.73
-----									
Total For Fund	584:	3,364.53	0.00	46,559.62	0.00	44,539.80	5,384.35	5,395.22	-10.87
587	9023	EARLY CHILDHOOD 5,194.82	0.00	9,156.91	0.00	14,351.85	-0.12	0.00	-0.12
587	9024	EARLY CHILDHOOD 0.00	0.00	37,331.39	0.00	37,187.18	144.21	157.12	-12.91
587	9123	ARP IDEA EARLY ED 0.00	0.00	3,031.29	0.00	2,992.31	38.98	0.00	38.98
-----									
Total For Fund	587:	5,194.82	0.00	49,519.59	0.00	54,531.34	183.07	157.12	25.95
590	9022	TITLE II-A -1,558.14	0.00	0.00	0.00	812.45	-2,370.59	0.00	-2,370.59
590	9023	TITLE II-A -1,861.36	0.00	35,787.58	0.00	33,926.22	0.00	0.00	0.00
590	9024	TITLE II-A 0.00	0.00	143,282.77	0.00	131,260.47	12,022.30	7,618.34	4,403.96
-----									
Total For Fund	590:	-3,419.50	0.00	179,070.35	0.00	165,999.14	9,651.71	7,618.34	2,033.37
599	9022	NSLP EQUIP ASSIST 339.35	0.00	0.00	0.00	0.00	339.35	0.00	339.35

POWERSCHOOL  
DATE: 07/18/2024  
TIME: 13:33:50  
SELECTION CRITERIA : ALL

MEDINA CITY SCHOOLS  
OH Cash Position Report

ACCOUNTING PERIOD : 13/24

FUND	SCC	DESCRIPTION	MTD RECEIPTS	FYTD RECEIPTS	MTD EXPENDITURES	FYTD EXPENDITURES	CURRENT FUND BALANCE	CURRENT ENCUMBRANCE	UNENCUMBERED FUND BALANCE
-----									
599	9023	OFCC SAFETY/SECURITY							
		152,521.48	0.00	0.00	0.00	118,540.98	33,980.50	33,990.50	-10.00
-----									
Total For Fund	599:								
		152,860.83	0.00	0.00	0.00	118,540.98	34,319.85	33,990.50	329.35
-----									
GRAND TOTALS:									
		59,080,610.63	0.00	122,389,161.87	0.00	127,862,791.63	53,606,980.87	5,639,830.13	47,967,150.74

POWERSCHOOL  
DATE: 07/18/2024  
TIME: 13:33:50  
SELECTION CRITERIA : ALL

MEDINA CITY SCHOOLS  
OH Cash Position Report

PAGE NUMBER: 21

ACCOUNTING PERIOD : 13/24

FUND	SCC	DESCRIPTION BEGIN BALANCE	MTD RECEIPTS	FYTD RECEIPTS	MTD EXPENDITURES	FYTD EXPENDITURES	CURRENT FUND BALANCE	CURRENT ENCUMBRANCE	UNENCUMBERED FUND BALANCE
001		25,195,142.69	0.00	78,379,050.54	0.00	81,232,334.54	22,341,858.69	1,599,779.32	20,742,079.37
002		3,690,068.83	0.00	5,910,508.63	0.00	5,953,161.61	3,647,415.85	330,243.95	3,317,171.90
003		597,726.83	0.00	132,204.00	0.00	428,820.70	301,110.13	114,614.50	186,495.63
006		1,282,170.06	0.00	2,728,965.07	0.00	2,610,909.76	1,400,225.37	448.78	1,399,776.59
007		47,115.46	0.00	23,814.90	0.00	20,499.00	50,431.36	0.00	50,431.36
008		784,829.74	0.00	149,838.14	0.00	47,750.00	886,917.88	0.00	886,917.88
009		179,466.55	0.00	315,511.37	0.00	314,062.33	180,915.59	10,232.44	170,683.15
014		740,016.01	0.00	1,344,566.70	0.00	1,491,172.61	593,410.10	1,514.55	591,895.55
016		14,777,716.57	0.00	7,159,965.03	0.00	10,619,280.49	11,318,401.11	34,429.14	11,283,971.97
018		922,742.95	0.00	282,474.42	0.00	286,518.77	918,698.60	50,021.89	868,676.71
019		42,943.47	0.00	0.00	0.00	6,550.00	36,393.47	0.00	36,393.47
020		167,634.78	0.00	6,711.75	0.00	3,556.22	170,790.31	1,443.78	169,346.53
022		78,610.12	0.00	31,604.05	0.00	22,169.08	88,045.09	5,600.00	82,445.09
024		5,097,578.45	0.00	11,899,594.82	0.00	12,901,599.37	4,095,573.90	403,116.83	3,692,457.07

POWERSCHOOL  
DATE: 07/18/2024  
TIME: 13:33:50  
SELECTION CRITERIA : ALL

MEDINA CITY SCHOOLS  
OH Cash Position Report

ACCOUNTING PERIOD : 13/24

FUND	SCC	DESCRIPTION BEGIN BALANCE	MTD RECEIPTS	FYTD RECEIPTS	MTD EXPENDITURES	FYTD EXPENDITURES	CURRENT FUND BALANCE	CURRENT ENCUMBRANCE	UNENCUMBERED FUND BALANCE
027		517,470.87	0.00	168,215.00	0.00	247,782.66	437,903.21	82,355.60	355,547.61
071		3,479,546.49	0.00	4,337,995.07	0.00	3,183,613.63	4,633,927.93	1,745,739.19	2,888,188.74
200		530,660.99	0.00	246,645.95	0.00	263,358.68	513,948.26	12,711.11	501,237.15
300		390,212.52	0.00	1,824,881.61	0.00	1,773,188.24	441,905.89	37,564.34	404,341.55
401		137,205.03	0.00	824,637.26	0.00	872,033.60	89,808.69	8,066.83	81,741.86
432		0.80	0.00	0.00	0.00	0.00	0.80	0.00	0.80
450		1.00	0.00	0.00	0.00	0.00	1.00	0.00	1.00
451		26,382.50	0.00	21,972.83	0.00	0.00	48,355.33	0.00	48,355.33
452		66.15	0.00	0.00	0.00	0.00	66.15	0.00	66.15
467		618.49	0.00	0.00	0.00	0.00	618.49	0.00	618.49
499		18,246.10	0.00	56,730.66	0.00	37,973.41	37,003.35	3,361.25	33,642.10
506		950.00	0.00	0.00	0.00	0.00	950.00	0.00	950.00
507		3,903.62	0.00	3,693,816.14	0.00	2,446,786.92	1,250,932.84	1,083,781.90	167,150.94
516		171,882.48	0.00	1,866,582.83	0.00	2,003,094.15	35,371.16	32,995.40	2,375.76

POWERSCHOOL  
DATE: 07/18/2024  
TIME: 13:33:50  
SELECTION CRITERIA : ALL

MEDINA CITY SCHOOLS  
OH Cash Position Report

ACCOUNTING PERIOD : 13/24

FUND	SCC	DESCRIPTION BEGIN BALANCE	MTD RECEIPTS	FYTD RECEIPTS	MTD EXPENDITURES	FYTD EXPENDITURES	CURRENT FUND BALANCE	CURRENT ENCUMBRANCE	UNENCUMBERED FUND BALANCE
551		3,514.13	0.00	9,480.87	0.00	9,261.76	3,733.24	726.92	3,006.32
572		38,186.27	0.00	698,244.67	0.00	703,702.84	32,728.10	33,921.23	-1,193.13
584		3,364.53	0.00	46,559.62	0.00	44,539.80	5,384.35	5,395.22	-10.87
587		5,194.82	0.00	49,519.59	0.00	54,531.34	183.07	157.12	25.95
590		-3,419.50	0.00	179,070.35	0.00	165,999.14	9,651.71	7,618.34	2,033.37
599		152,860.83	0.00	0.00	0.00	118,540.98	34,319.85	33,990.50	329.35
GRAND TOTALS:		59,080,610.63	0.00	122,389,161.87	0.00	127,862,791.63	53,606,980.87	5,639,830.13	47,967,150.74

# Medina City Schools

## Check Register For

### June 2024

7/18/24

9:31 AM

Check Date	Check Number	Vendor Name	Transaction Amount
06/03/2024	V756214	MEMO - MEDICAL MUTUAL	\$67,198.29
06/03/2024	V756217	MEMO - A&M ENDEAVORS LLC	\$54.95
06/03/2024	V756220	MEMO - HUNTINGTON NAT'L BANK	\$6,972.00
06/03/2024	V756221	MEMO - MEDICAL MUTUAL	\$234,460.34
<b>06/03/2024 - Total</b>			<b>\$308,685.58</b>
06/06/2024	V756218	MEMO - WESTFIELD BANK	\$834.07
06/06/2024	V756219	MEMO MET LIFE INSURANCE	\$3,492.65
<b>06/06/2024 - Total</b>			<b>\$4,326.72</b>
06/07/2024	1024142	F.C.P.E	\$128.00
06/07/2024	1024143	KIDS FIRST	\$12.00
06/07/2024	1024144	OAPSE	\$4,327.70
06/07/2024	1024145	KEITH L RUCINSKI, CHAPTER 13 TRSTEE	\$1,114.62
06/07/2024	1024146	OHIO EDUCATION ASSOCIATION	\$323.98
06/07/2024	1024147	PEOPLE QUALIFIED COMMITTEE	\$15.41
06/07/2024	V1024128	MEDINA CITY SCHOOLS FOUNDATION	\$64.00
06/07/2024	V1024129	MEMO - SERS - BOARD	\$62,222.75
06/07/2024	V1024130	MEMO - STRS - BOARD	\$257,609.08
06/07/2024	V1024131	MEMO -EFTPS - TAXES	\$267,223.58
06/07/2024	V1024132	MEMO -MEDINA CITY SCHOOLS	\$487,952.96
06/07/2024	V1024133	MEMO MET LIFE INSURANCE	\$5,168.67
06/07/2024	V1024134	MEMO --S E R S - EMPLOYEE	\$44,955.47
06/07/2024	V1024135	MEMO --S T R S - EMPLOYEE	\$269,439.11
06/07/2024	V1024136	OHIO BUSINESS GATEWAY	\$48,673.80
06/07/2024	V1024137	OHIO CHILD SUPPORT PAYMENT CENTRAL	\$1,352.09
06/07/2024	V1024138	OHIO DEFERRED COMPENSATION -MEMO	\$11,125.37
06/07/2024	V1024139	MEMO - OMNI	\$39,734.89
06/07/2024	V1024140	TRUSTMARK VOLUNTARY BENEFITS	\$1,592.67
06/07/2024	V1024141	UNITED WAY MEDINA & SUMMIT CO	\$135.24
<b>06/07/2024 - Total</b>			<b>\$1,503,171.39</b>
06/10/2024	V756222	MEMO - MEDICAL MUTUAL	\$199,634.31
06/10/2024	V756404	MEMO-CAPITAL ONE	\$58,131.20
<b>06/10/2024 - Total</b>			<b>\$257,765.51</b>
06/11/2024	756051	95 PERCENT GROUP INC.	\$2,604.80

# Medina City Schools

## Check Register For

### June 2024

7/18/24

9:31 AM

Check Date	Check Number	Vendor Name	Transaction Amount
06/11/2024	756052	ADLER TEAM SPORTS	\$1,890.00
06/11/2024	756053	ADVANCE AUTO PARTS	\$483.34
06/11/2024	756054	A-KOBAK CONTAINER COMPANY INC.	\$1,890.00
06/11/2024	756055	AMF BOWLING CENTERS, INC.	\$1,982.50
06/11/2024	756056	AMPLIFY EDUCATION INC.	\$7,470.00
06/11/2024	756057	APOLLO PEST CONTROL INC.	\$723.00
06/11/2024	756058	APPLIED INDUSTRIAL TECHNOLOGIES	\$824.79
06/11/2024	756059	AQUACLEAR	\$51.85
06/11/2024	756060	ARMSTRONG UTILITIES INC.	\$137.94
06/11/2024	756061	AMERICAN SCHOOL COUNSELOR ASSOC	\$297.00
06/11/2024	756062	BARNES & NOBLE COLLEGE BOOKSELLERS	\$88.98
06/11/2024	756063	BUEHLER'S FRESH FOODS	\$133.50
06/11/2024	756064	BUZZARD TOOLS LLC	\$677.66
06/11/2024	756065	PEPSI CO BEVERAGE SALES LLC	\$257.22
06/11/2024	756066	CHRIS SMITH	\$260.00
06/11/2024	756067	CHROMEBOOKPARTS.COM	\$349.40
06/11/2024	756068	CITY OF MEDINA (WATER DEPT.)	\$14,669.43
06/11/2024	756069	CLAIRE MICHELLE BRILL	\$1,672.00
06/11/2024	756070	COLLEGE BOARD	\$77,674.00
06/11/2024	756071	CROWN TROPHY OF MEDINA	\$1,160.00
06/11/2024	756072	CUYAHOGA COMMUNITY COLLEGE	\$2,288.13
06/11/2024	756073	DECKER EQUIPMENT/SCHOOL FIX	\$26.15
06/11/2024	756074	DELL MARKETING LP	\$135.98
06/11/2024	756075	DOMINICS PIZZA & JO JO'S BAR	\$269.29
06/11/2024	756076	EMILY HUNSUCKER	\$2,362.50
06/11/2024	756077	UCG KAGS TGDFAB, LLC	\$39,455.00
06/11/2024	756078	GCL EDUCATION SERVICES LLC.	\$525.00
06/11/2024	756079	GLOBAL INDUSTRIAL	\$238.64
06/11/2024	756080	GREAT LAKES BIOMEDICAL LLC	\$225.00
06/11/2024	756081	HARRISON FORD INC	\$25.63
06/11/2024	756082	ICE YEAH	\$294.00
06/11/2024	756083	JW PEPPER & SON, INC.	\$386.60
06/11/2024	756084	K12 BOOKSOURCE	\$135.90

# Medina City Schools

## Check Register For

### June 2024

7/18/24

9:31 AM

Check Date	Check Number	Vendor Name	Transaction Amount
06/11/2024	756085	KET PROMOTIONS	\$475.39
06/11/2024	756086	KIEFER EQUIPMENT CO	\$94.93
06/11/2024	756087	LEARN21: A FLEXIBLE LEARNING	\$170.00
06/11/2024	756088	LEARNWELL	\$583.56
06/11/2024	756089	MACKIN BOOK COMPANY	\$295.76
06/11/2024	756090	MAGICAL THEATRE COMPANY	\$408.00
06/11/2024	756091	MEDINA CITY SCHOOLS	\$103,592.74
06/11/2024	756092	MEDINA CITY SCHOOLS - BUSINESS DEPT	\$766.75
06/11/2024	756093	MEDINA CO. ECONOMIC DEVEL. CORP.	\$1,800.00
06/11/2024	756094	MEDINA COMMUNITY RECREATION	\$1,189.00
06/11/2024	756095	MEDINA COUNTY SOLID WASTE DIST	\$128.15
06/11/2024	756096	MEDINA FARMERS EXCHANGE CO INC	\$126.56
06/11/2024	756097	MILLERS PARTY RENTAL CENTER	\$2,251.00
06/11/2024	756098	MONTVILLE POLICE DEPARTMENT	\$1,040.00
06/11/2024	756099	NATIONAL SAFETY GEAR LLC	\$736.00
06/11/2024	756100	ALFRED NICKLES BAKERY INC	\$100.67
06/11/2024	756101	OHIO EDISON COMPANY	\$77,996.52
06/11/2024	756102	THE OHIO HISTORICAL SOCIETY, INC.	\$950.00
06/11/2024	756103	OHIO VALLEY PIZZA COMPANY	\$524.00
06/11/2024	756104	PODS ENTERPRISES, LLC	\$3,458.82
06/11/2024	756105	QUINN HAYDEN	\$740.00
06/11/2024	756106	RAS FLOOR MACHINE SERVICES LLC	\$676.48
06/11/2024	756107	REACHING NEW HEIGHTS LLC	\$350.00
06/11/2024	756108	ROBERT H. PECK	\$8,700.00
06/11/2024	756109	ROWLEYS WHOLESALE	\$1,123.66
06/11/2024	756110	SC STRATEGIC SOLUTIONS LLC	\$16,819.59
06/11/2024	756111	SCHOLASTIC INC	\$1,484.56
06/11/2024	756112	SCRUBBER CITY INC	\$328.95
06/11/2024	756113	SHERWIN WILLIAMS COMPANY	\$239.84
06/11/2024	756114	SMITH BROTHERS INC.	\$93.00
06/11/2024	756115	STAPLES INC	\$946.15
06/11/2024	756116	STARK STATE COLLEGE	\$1,281.36
06/11/2024	756117	STEARNS VIOLINS INC.	\$2,057.92



# Medina City Schools

## Check Register For

### June 2024

7/18/24

9:31 AM

Check Date	Check Number	Vendor Name	Transaction Amount
06/11/2024	756118	STEINWAY PIANO GALLERY CLEVELAND	\$123.75
06/11/2024	756119	STERLING FARM EQUIPMENT	\$85.22
06/11/2024	756120	STRONGSVILLE MIDDLE SCHOOL	\$900.00
06/11/2024	756121	SUMMER REINFORCEMENT PROGRAM, INC.	\$5,400.00
06/11/2024	756122	TARGET SPECIALTY PRODUCTS	\$1,093.00
06/11/2024	756123	TEACHER INNOVATIONS INC	\$720.00
06/11/2024	756124	THE BANK OF NEW YORK MELLON	\$1,375.00
06/11/2024	756125	UCP OF GREATER CLEVELAND	\$4,500.00
06/11/2024	756126	UNITED RENTALS (N AMERICA) INC	\$210.00
06/11/2024	756127	VISION IMPAIRED EDUCATION SERVICES	\$1,926.25
06/11/2024	756128	W W WILLIAMS COMPANY LLC	\$2,216.85
06/11/2024	756129	WELLINGTON IMPLEMENT CO. INC.	\$243.19
06/11/2024	756130	WILLIAM H SADLIER INC.	\$5,083.40
06/11/2024	756131	WOLFF BROS. SUPPLY INC.	\$513.29
06/11/2024	756132	ZANER-BLOSER INC	\$1,360.04
06/11/2024	756133	ABIGAIL VITKO	\$1,000.00
06/11/2024	756134	AIDAN BRANDT	\$1,000.00
06/11/2024	756135	AIDAN RUBINO	\$1,000.00
06/11/2024	756136	ALEC KISH	\$1,000.00
06/11/2024	756137	ALEX CONDIT	\$1,000.00
06/11/2024	756138	ALLYSEN KEELER	\$1,000.00
06/11/2024	756139	ASHER BRYNAK	\$1,000.00
06/11/2024	756140	ASHLEY KOLLAR	\$1,000.00
06/11/2024	756141	BAILEY FAEHNER	\$1,000.00
06/11/2024	756142	BRADEN REESE	\$1,000.00
06/11/2024	756143	BRAYDEN FOSTER	\$1,000.00
06/11/2024	756144	BRAYLON SCHRAMM	\$1,000.00
06/11/2024	756145	BRONWYN YANNAYON	\$1,000.00
06/11/2024	756146	CAIRYSE COLEMAN	\$1,000.00
06/11/2024	756147	CAMERON HOUGH	\$1,000.00
06/11/2024	756148	CAMILLE CHRISTEON	\$500.00
06/11/2024	756149	CARLEY OSTENDORF	\$1,000.00
06/11/2024	756150	CAROLINE GAMBACCINI	\$1,000.00

# Medina City Schools

## Check Register For

### June 2024

7/18/24

9:31 AM

Check Date	Check Number	Vendor Name	Transaction Amount
06/11/2024	756151	CARTER HEINTZ	\$500.00
06/11/2024	756152	CASSANDRA DEMICHAEL	\$1,000.00
06/11/2024	756153	CLARA BUSH	\$1,000.00
06/11/2024	756154	DECLAN KELLY	\$1,000.00
06/11/2024	756155	DONALD TAYLOR	\$1,000.00
06/11/2024	756156	ELLA ANDERSON	\$1,000.00
06/11/2024	756157	ELLA BARBERIC	\$500.00
06/11/2024	756158	EMILY PIEHLER	\$2,000.00
06/11/2024	756159	EVAN SCHOFIELD	\$1,000.00
06/11/2024	756160	FAITH RAWLINS	\$333.00
06/11/2024	756161	FRANKIE FROST	\$1,000.00
06/11/2024	756162	GRACE BRANDT	\$1,000.00
06/11/2024	756163	GRAHAM DENNIS	\$500.00
06/11/2024	756164	GRANT HUNSICKER	\$1,000.00
06/11/2024	756165	HARRISON MILLER	\$1,000.00
06/11/2024	756166	HAYDEN CHENEVEY	\$1,000.00
06/11/2024	756167	IAN WHITE	\$1,000.00
06/11/2024	756168	JACOB MARDOVIN	\$1,000.00
06/11/2024	756169	JENNA SWANTEK	\$1,000.00
06/11/2024	756170	JODI RABUNG	\$500.00
06/11/2024	756171	JORDAN WALKER	\$1,000.00
06/11/2024	756172	JOSHUA MOG	\$2,000.00
06/11/2024	756173	JOY HILVERT	\$1,000.00
06/11/2024	756174	JULIETTE DARRELL	\$1,000.00
06/11/2024	756175	KARLEY KARBAN	\$1,000.00
06/11/2024	756176	KATE STUMP	\$1,000.00
06/11/2024	756177	KATHERINE KAPCOE	\$1,000.00
06/11/2024	756178	KENDALL MARPLE	\$1,000.00
06/11/2024	756179	LAUREN GRANDSTAFF	\$1,000.00
06/11/2024	756180	LILY BOEBEL	\$1,000.00
06/11/2024	756181	LOGAN BARSTOW	\$1,000.00
06/11/2024	756182	LOGAN INGLE	\$250.00
06/11/2024	756183	LOGAN ROBINSON	\$1,000.00

# Medina City Schools

## Check Register For

### June 2024

7/18/24

9:31 AM

Check Date	Check Number	Vendor Name	Transaction Amount
06/11/2024	756184	LUCINDA POSNER	\$1,000.00
06/11/2024	756185	LUKE SVEC	\$1,000.00
06/11/2024	756186	LYDIA PRASEK	\$1,000.00
06/11/2024	756187	MACKENZIE PELTON	\$1,000.00
06/11/2024	756188	MACKENZIE PROKOP	\$1,000.00
06/11/2024	756189	MADISON WOLFF	\$1,000.00
06/11/2024	756190	MAGDELAN PFEISTER	\$1,000.00
06/11/2024	756191	MARISSA SLADKY	\$1,000.00
06/11/2024	756192	MEGAN SHELLEY	\$1,000.00
06/11/2024	756193	MICHAEL KATANIC	\$1,000.00
06/11/2024	756194	MIRANDA DOMBROWSKI	\$1,000.00
06/11/2024	756195	NEWMAN OWEN	\$500.00
06/11/2024	756196	NICOLE RAWLINS	\$333.00
06/11/2024	756197	NOAH HOFMANN	\$1,000.00
06/11/2024	756198	OLIVIA CLEMETSON	\$1,000.00
06/11/2024	756199	OLIVIA DOUGLAS	\$500.00
06/11/2024	756200	RAVEN KLINE	\$1,000.00
06/11/2024	756201	REBECCA ZWICK	\$1,150.00
06/11/2024	756202	REED HICKLE	\$1,000.00
06/11/2024	756203	REILLY HOUGH	\$1,000.00
06/11/2024	756204	ROBERT RAWLINS	\$333.00
06/11/2024	756205	RUTH SCHMELLER	\$1,000.00
06/11/2024	756206	SABREEN SHEERA	\$1,000.00
06/11/2024	756207	SAMANTHA KERMES	\$2,000.00
06/11/2024	756208	SAVANNAH ADKINS	\$1,000.00
06/11/2024	756209	SIDNEY FRAZIER	\$500.00
06/11/2024	756210	SIERRA MAHJOUBIAN	\$1,000.00
06/11/2024	756211	TAYLOR HEINTZ	\$500.00
06/11/2024	756212	THOMAS FUREY	\$1,000.00
06/11/2024	756213	ZACHARY MARINIS	\$1,000.00
06/11/2024	V755955	CINTAS CORPORATION NO 2 (V-CARD)	\$943.72
06/11/2024	V755956	FOLLETT SCHOOL SOLUTIONS (V-CARD)	\$349.93
06/11/2024	V755957	POINT SPRING & DRIVESHAFT (V-CARD)	\$1,973.66

# Medina City Schools

## Check Register For

### June 2024

7/18/24

9:31 AM

Check Date	Check Number	Vendor Name	Transaction Amount
06/11/2024	V755958	ROBERT J. VERNAK (V-CARD)	\$100.00
06/11/2024	V755959	ABC THERAPY, LTD	\$25,309.50
06/11/2024	V755960	ACA TRACK LLC.	\$2,634.00
06/11/2024	V755961	ACHIEVEMENT ADVANTAGE	\$3,150.00
06/11/2024	V755962	ADORAMA INC.	\$33.98
06/11/2024	V755963	AGM ENERGY SERVICES, LLC	\$28,751.20
06/11/2024	V755964	AIRGAS USA LLC	\$40.67
06/11/2024	V755973	AMAZON.COM	\$53,754.20
06/11/2024	V755974	BETH A BAYDA	\$192.96
06/11/2024	V755975	BLICK ART MATERIALS LLC	\$1,720.53
06/11/2024	V755976	NEW DAIRY HOLDCO LLC.	\$4,760.39
06/11/2024	V755977	BRIDGET CHYLIK	\$820.00
06/11/2024	V755978	BSN SPORTS LLC	\$116.60
06/11/2024	V755979	CARA H ALLER	\$1,672.00
06/11/2024	V755980	CARDINAL BUS SALES & SERV INC	\$4,995.42
06/11/2024	V755981	HOPE MARIE CARPENTER	\$217.75
06/11/2024	V755982	CCT FINANCIAL	\$2,145.38
06/11/2024	V755983	CDWG	\$13,465.90
06/11/2024	V755984	CENTERRA CO-OP	\$31,118.54
06/11/2024	V755985	CHRISTIA MATTEY	\$1,374.84
06/11/2024	V755986	CLEVELAND CLINIC CENTER	\$23,882.10
06/11/2024	V755987	COUNS. CNTR OF WAYNE & HOLMES CTY.	\$36,159.70
06/11/2024	V755988	CPM EDUCATIONAL PROGRAM	\$22,180.00
06/11/2024	V755989	CUMMINS SALES AND SERVICE	\$820.96
06/11/2024	V755990	DAMON INDUSTRIES INC	\$5,800.54
06/11/2024	V755991	DEMCO INC	\$324.61
06/11/2024	V755992	DEX IMAGING LLC	\$3,000.00
06/11/2024	V755993	EAI EDUCATION	\$131.95
06/11/2024	V755994	EASY GRAPHICS CORP	\$8,998.00
06/11/2024	V755995	ELECTRICAL APPLIANCE REPAIR	\$660.00
06/11/2024	V755996	TIFFANY IRENE EMERSON-KOSMAN	\$39.86
06/11/2024	V755997	ENTERPRISE FM TRUST	\$9,201.61
06/11/2024	V755998	ESC OF MEDINA COUNTY	\$78,232.50

# Medina City Schools

## Check Register For

### June 2024

7/18/24

9:31 AM

Check Date	Check Number	Vendor Name	Transaction Amount
06/11/2024	V755999	GOODWILL INDUSTRIES AKRON INC	\$4,318.89
06/11/2024	V756000	GRAINGER SUPPLY CO	\$199.25
06/11/2024	V756001	BRITTANY D HARTORY	\$3,720.00
06/11/2024	V756002	GREENWOOD PUBLISHING GROUP, LLC.	\$811.80
06/11/2024	V756003	MARCIE R HENNING	\$47.37
06/11/2024	V756004	INNOVATIVE SOLUTIONS DISTRIBUTION	\$2,215.00
06/11/2024	V756005	SHELLY A JANSEN	\$68.34
06/11/2024	V756006	JESSICA WYATT	\$60.90
06/11/2024	V756007	KELE, INC.	\$383.84
06/11/2024	V756008	KINGS III EMERGENCY COMMUNICATIONS	\$274.19
06/11/2024	V756009	LLA THERAPY LLC.	\$38,868.75
06/11/2024	V756010	LEARNING ALLY	\$12,594.40
06/11/2024	V756011	LEXIA LEARNING SYSTEMS LLC	\$4,199.00
06/11/2024	V756012	LORI S KELLY	\$682.00
06/11/2024	V756013	LUKE BRILL	\$975.00
06/11/2024	V756014	MCMASTER-CARR SUPPLY COMPANY	\$644.00
06/11/2024	V756015	MEGAN RENEE MONTGOMERY	\$34.64
06/11/2024	V756016	MUSIC AND ARTS	\$4,346.52
06/11/2024	V756017	NAVIGATE360, LLC	\$4,515.00
06/11/2024	V756018	NCS PEARSON, INC.	\$110.00
06/11/2024	V756019	OTC BRANDS INC	\$290.01
06/11/2024	V756020	PSI AFFILIATES INC.	\$12,634.80
06/11/2024	V756021	QUADIENT LEASING USA, INC.	\$937.35
06/11/2024	V756022	QUENCH USA, INC.	\$59.95
06/11/2024	V756023	QUILL CORPORATION	\$554.07
06/11/2024	V756024	REINHARDT SUPPLY COMPANY	\$499.95
06/11/2024	V756025	RENAISSANCE LEARNING INC	\$92,419.97
06/11/2024	V756026	KAYLA MARIE RODRIGUEZ	\$90.92
06/11/2024	V756027	AARON J SABLE	\$802.66
06/11/2024	V756028	SHAYNA MICHELLE SAMOSKY	\$157.72
06/11/2024	V756029	SAVVAS LEARNING COMPANY LLC	\$1,769.04
06/11/2024	V756030	SCHOOL SPECIALTY, LLC.	\$318.47
06/11/2024	V756031	SCOTT SCRIVEN LLP	\$8,234.50

# Medina City Schools

## Check Register For

### June 2024

7/18/24

9:31 AM

Check Date	Check Number	Vendor Name	Transaction Amount
06/11/2024	V756032	TERRI LYNN SEARLE	\$9.92
06/11/2024	V756033	ANGELA RAE SELLARS	\$23.12
06/11/2024	V756034	SHELLEY A. MACK	\$462.50
06/11/2024	V756035	VANESSA M SHRIVER	\$38.46
06/11/2024	V756036	DANIEL JOSEPH SMITH	\$17.49
06/11/2024	V756037	SPORTSWORLD CUSTOM IMPRINTED APP	\$1,302.49
06/11/2024	V756038	TRACI N SWANTEK	\$78.46
06/11/2024	V756039	HAYDEN CHANDLER TALLEY	\$15.01
06/11/2024	V756040	TECHNOLOGY ENGINEERING GROUP, LLC	\$2,146.00
06/11/2024	V756041	TRANSPORTATION ACCESSORIES CO, INC.	\$378.24
06/11/2024	V756042	AMICO LLC	\$1,879.35
06/11/2024	V756043	USA CUSTOM APPAREL LLC	\$202.50
06/11/2024	V756044	USA MOBILE DRUG TESTING	\$177.00
06/11/2024	V756045	VINCENT LIGHTING SYSTEMS CO	\$30,714.50
06/11/2024	V756046	VINSON GROUP LLC	\$3,869.36
06/11/2024	V756047	WHITE HOUSE ARTESIAN SPRINGS	\$25.25
06/11/2024	V756048	CHAD MICHAEL WILSON	\$34.17
06/11/2024	V756049	WRAPAROUND EXPERTS, LLC	\$6,418.75
06/11/2024	V756050	XEROX FINANCIAL SERVICES LLC	\$23,034.00
<b>06/11/2024 - Total</b>			<b>\$1,133,581.45</b>
06/12/2024	V756215	GORDON FOOD SERVICE	\$5,205.34
<b>06/12/2024 - Total</b>			<b>\$5,205.34</b>
06/18/2024	V756216	SERS - MEMO	\$155.62
06/18/2024	V756223	MEMO - MEDICAL MUTUAL	\$243,388.64
<b>06/18/2024 - Total</b>			<b>\$243,544.26</b>
06/20/2024	756252	AG-PRO OHIO LLC	\$609.09
06/20/2024	756253	ALLISON SEBAUGH	\$180.00
06/20/2024	756254	APOLLO PEST CONTROL INC.	\$973.00
06/20/2024	756255	APPLE INC.	\$295.00
06/20/2024	756256	ARMSTRONG UTILITIES INC.	\$157.94
06/20/2024	756257	AMERICAN SCHOOL COUNSELOR ASSOC	\$189.00
06/20/2024	756258	AUDITOR OF STATE'S OFFICE	\$336.20
06/20/2024	756259	BRIDGETTE REICHWEIN	\$12.00

# Medina City Schools

## Check Register For

### June 2024

7/18/24

9:31 AM

Check Date	Check Number	Vendor Name	Transaction Amount
06/20/2024	756260	CAROL QUICCI	\$8.00
06/20/2024	756261	CHRIS SMITH	\$280.00
06/20/2024	756262	CHROMEBOOKPARTS.COM	\$349.40
06/20/2024	756263	CINTAS FIRE PROTECTION	\$556.50
06/20/2024	756264	THE CLEVELAND CLINIC FOUNDATION	\$90.00
06/20/2024	756265	CLEVELAND PLUMBING SUPPLY CO.	\$9.70
06/20/2024	756266	COLUMBIA GAS OF OHIO INC	\$239.75
06/20/2024	756267	CONTINENTAL PRESS, INC	\$1,473.08
06/20/2024	756268	CRISIS PREVENTON INST INC.	\$16,200.00
06/20/2024	756269	DAVE HEINE	\$142.40
06/20/2024	756270	DECKER EQUIPMENT/SCHOOL FIX	\$394.00
06/20/2024	756271	DRIVERGE VEHICLE INNOVATIONS, LLC.	\$252.35
06/20/2024	756272	EDUCATIONAL SERVICE CENTER OF NE OH	\$55,590.00
06/20/2024	756273	ELIJAH ROSS FERNSTRUM	\$720.00
06/20/2024	756274	EMILY HUNSUCKER	\$2,537.50
06/20/2024	756275	UCG KAGS TGDFAB, LLC	\$500.00
06/20/2024	756276	GARY KEITH	\$10.75
06/20/2024	756277	GURWINDER KAUR	\$52.00
06/20/2024	756278	HEATHER SUDDUTH	\$70.00
06/20/2024	756279	HEIDI BAYER	\$2.00
06/20/2024	756280	HOME DEPOT CREDIT SERVICES	\$443.16
06/20/2024	756281	JENNIFER THUR	\$60.00
06/20/2024	756282	JESSICA DERMONDY	\$237.00
06/20/2024	756283	JESSICA HARMON	\$97.50
06/20/2024	756284	JUDITH ODDO	\$8.00
06/20/2024	756285	KAREN WAGNER	\$200.00
06/20/2024	756286	KATIE ABBOTT	\$12.00
06/20/2024	756287	KIMBERLY ANN GALLAGHER	\$18.00
06/20/2024	756288	JENNA ALEXANDRA LAHOOD	\$180.00
06/20/2024	756289	LORETTA CZARNOMSKI	\$28.65
06/20/2024	756290	LORNA LINDSLEY	\$120.00
06/20/2024	756291	MACKIN BOOK COMPANY	\$858.63
06/20/2024	756292	MADISON J LUCAS	\$370.00

# Medina City Schools

## Check Register For

### June 2024

7/18/24

9:31 AM

Check Date	Check Number	Vendor Name	Transaction Amount
06/20/2024	756293	MAJETTA NORRIS	\$8.00
06/20/2024	756294	MALLEY'S CHOCOLATES	\$1,092.00
06/20/2024	756295	MEDINA CENTRE FOR DANCE ART, LLC	\$480.00
06/20/2024	756296	MEDINA CITY SCHOOLS	\$767.99
06/20/2024	756297	MEDINA FARMERS EXCHANGE CO INC	\$34.99
06/20/2024	756298	MEDINA GLASS COMPANY	\$506.02
06/20/2024	756299	MEGAN WILDERMAN	\$12.00
06/20/2024	756300	MELISSA BILIKAM	\$18.00
06/20/2024	756301	MICHAELA PECULIS	\$624.47
06/20/2024	756302	MICHELLE BEIDELSCHIES	\$10.00
06/20/2024	756303	MINITAB, LLC	\$4,575.00
06/20/2024	756304	MONTVILLE POLICE DEPARTMENT	\$494.00
06/20/2024	756305	N ROYALTON DANCE ACADEMY	\$620.00
06/20/2024	756306	NICOLE RUBINO	\$120.00
06/20/2024	756307	OHIO DEPARTMENT OF COMMERCE	\$976.75
06/20/2024	756308	OHIO EDISON COMPANY	\$11,678.16
06/20/2024	756309	PODS ENTERPRISES, LLC	\$442.92
06/20/2024	756310	QUINN HAYDEN	\$460.00
06/20/2024	756311	ROBERT JONES	\$30.00
06/20/2024	756312	SARAH RUSHTON	\$1,107.00
06/20/2024	756313	SHERRIE ANDZELIK	\$0.20
06/20/2024	756314	SHERWIN WILLIAMS COMPANY	\$70.51
06/20/2024	756315	STAPLES INC	\$955.45
06/20/2024	756316	STERLING FARM EQUIPMENT	\$181.23
06/20/2024	756317	THEATRICAL RIGHTS WORLDWIDE	\$1,520.00
06/20/2024	756318	TIFFANY LEYVA	\$78.00
06/20/2024	756319	TIFFANY MEKEEL	\$200.00
06/20/2024	756320	TRIMARK SS KEMP	\$3,132.32
06/20/2024	756321	VERIZON WIRELESS	\$51.92
06/20/2024	756322	ZEP SALES & SERVICE	\$189.50
06/20/2024	V756224	CINTAS CORPORATION NO 2 (V-CARD)	\$1,014.27
06/20/2024	V756225	ABC THERAPY, LTD	\$21,762.25
06/20/2024	V756226	AKRON CHILDRENS HOSPITAL	\$35,703.65



# Medina City Schools

## Check Register For

### June 2024

7/18/24

9:31 AM

Check Date	Check Number	Vendor Name	Transaction Amount
06/20/2024	V756227	AMAZON.COM	\$5,302.17
06/20/2024	V756228	BARNES & NOBLE BOOKSELLERS	\$2,051.70
06/20/2024	V756229	BSN SPORTS LLC	\$10,024.04
06/20/2024	V756230	CAROL ANN CALDWELL	\$27.47
06/20/2024	V756231	CARA H ALLER	\$132.00
06/20/2024	V756232	CCT FINANCIAL	\$1,262.19
06/20/2024	V756233	CENGAGE LEARNING INC.	\$5,250.00
06/20/2024	V756234	CUMMINS SALES AND SERVICE	\$734.03
06/20/2024	V756235	DATA RECOGNITION CORP.	\$6,989.50
06/20/2024	V756236	GOODWILL INDUSTRIES AKRON INC	\$1,204.50
06/20/2024	V756237	HEALTHCARE BILLING SERVICES	\$1,111.08
06/20/2024	V756238	JOHNSON CONTROLS FIRE PROT	\$346.00
06/20/2024	V756239	LAB AIDS, INC.	\$45,663.24
06/20/2024	V756240	MICHELLE ELIZABETH LEWANDOWSKI	\$109.88
06/20/2024	V756241	TERI RENEE LEWIS	\$31.75
06/20/2024	V756242	MCMASTER-CARR SUPPLY COMPANY	\$803.07
06/20/2024	V756243	NAVIGATE360, LLC	\$4,935.00
06/20/2024	V756244	OHIO ASSOC OF STUDENT LEADERS	\$1,580.00
06/20/2024	V756245	SHARON L OLTERSDORF	\$54.94
06/20/2024	V756246	P & A ADMINISTRATIVE SERVICES	\$815.10
06/20/2024	V756247	PETERS KALAIL & MARKAKIS CO	\$3,525.00
06/20/2024	V756248	REDTREE INVESTMENT GROUP	\$1,372.50
06/20/2024	V756249	SAVVAS LEARNING COMPANY LLC	\$13,629.50
06/20/2024	V756250	TRANSPORTATION ACCESSORIES CO, INC.	\$378.20
06/20/2024	V756251	VINSON GROUP LLC	\$160.00
<b>06/20/2024 - Total</b>			<b>\$281,272.06</b>
06/21/2024	1025045	CENTRAL COLLECTION AGENCY	\$110.52
06/21/2024	1025046	CITY OF AKRON	\$223.83
06/21/2024	1025047	CITY OF BRUNSWICK	\$265.66
06/21/2024	1025048	CITY OF LAKEWOOD	\$281.88
06/21/2024	1025049	F.C.P.E	\$128.00
06/21/2024	1025050	KIDS FIRST	\$12.00
06/21/2024	1025051	OAPSE	\$4,307.96

# Medina City Schools

## Check Register For

### June 2024

7/18/24

9:31 AM

Check Date	Check Number	Vendor Name	Transaction Amount
06/21/2024	1025052	KEITH L RUCINSKI, CHAPTER 13 TRSTEE	\$1,114.62
06/21/2024	1025053	OHIO EDUCATION ASSOCIATION	\$323.98
06/21/2024	1025054	PEOPLE QUALIFIED COMMITTEE	\$15.41
06/21/2024	1025055	R.I.T.A.	\$56,158.90
06/21/2024	V1025029	MEDINA CITY SCHOOLS FOUNDATION	\$64.00
06/21/2024	V1025030	MEDINA CITY TEACHERS ASSOC	\$39,829.28
06/21/2024	V1025031	MEMO - SERS - BOARD	\$69,898.27
06/21/2024	V1025032	MEMO - STRS - BOARD	\$256,297.66
06/21/2024	V1025033	MEMO -EFTPS - TAXES	\$286,333.36
06/21/2024	V1025034	MEMO -MEDINA CITY SCHOOLS	\$484,485.49
06/21/2024	V1025035	MEMO --S E R S - EMPLOYEE	\$50,438.01
06/21/2024	V1025036	MEMO --S T R S - EMPLOYEE	\$268,365.01
06/21/2024	V1025037	OHIO BUSINESS GATEWAY	\$51,488.78
06/21/2024	V1025038	OHIO CHILD SUPPORT PAYMENT CENTRAL	\$1,350.54
06/21/2024	V1025039	OHIO DEFERRED COMPENSATION -MEMO	\$11,125.37
06/21/2024	V1025040	MEMO - OMNI	\$39,089.89
06/21/2024	V1025041	SCHOOL DISTRICT INCOME TAX	\$2,977.24
06/21/2024	V1025042	TRUSTMARK VOLUNTARY BENEFITS	\$1,592.67
06/21/2024	V1025043	UNITED WAY MEDINA & SUMMIT CO	\$135.24
06/21/2024	V1025044	WORKERS COMP MEMO	\$12,879.57
<b>06/21/2024 - Total</b>			<b>\$1,639,293.14</b>
06/24/2024	V756323	MEMO - MEDICAL MUTUAL	\$249,645.43
<b>06/24/2024 - Total</b>			<b>\$249,645.43</b>
06/26/2024	V756414	SYSCO CLEVELAND INC	\$31,851.64
<b>06/26/2024 - Total</b>			<b>\$31,851.64</b>
06/27/2024	756331	ADVANCE AUTO PARTS	\$854.02
06/27/2024	756332	BUZZARD TOOLS LLC	\$176.98
06/27/2024	756333	DIANA SCUDDER SCHOOL OF DANCE	\$120.00
06/27/2024	756334	ICANDI GRAPHICS, LLC	\$279.22
06/27/2024	756335	MCGRAW HILL LLC	\$10,776.53
06/27/2024	756336	STAPLES INC	\$163.46
06/27/2024	756364	ARMSTRONG UTILITIES INC.	\$59.95
06/27/2024	756365	BUEHLER'S FRESH FOODS	\$164.60

# Medina City Schools

## Check Register For

### June 2024

7/18/24

9:31 AM

Check Date	Check Number	Vendor Name	Transaction Amount
06/27/2024	756366	CINTAS FIRE PROTECTION	\$3,915.00
06/27/2024	756367	THE CLEVELAND CLINIC FOUNDATION	\$2,145.00
06/27/2024	756368	CLEVELAND PLUMBING SUPPLY CO.	\$26.01
06/27/2024	756369	COLUMBIA GAS OF OHIO INC	\$4,244.67
06/27/2024	756370	CRANDALL COMPANY INC	\$1,026.00
06/27/2024	756371	CROWN TROPHY OF MEDINA	\$1,257.75
06/27/2024	756372	DIRECT AIR SYSTEMS INC.	\$550.00
06/27/2024	756373	HARRISON FORD INC	\$171.82
06/27/2024	756374	ICANDI GRAPHICS, LLC	\$138.00
06/27/2024	756375	IMMIX MARKETING	\$1,300.00
06/27/2024	756376	MACKIN BOOK COMPANY	\$664.70
06/27/2024	756377	MCGRAW HILL LLC	\$32,426.70
06/27/2024	756378	MTS PUBLICATIONS	\$204.60
06/27/2024	756379	NATIONAL TIME & SIGNAL CORPORATION	\$760.75
06/27/2024	756380	NORTH GATEWAY TIRE CO INC	\$35.19
06/27/2024	756381	OHIO DEPARTMENT OF COMMERCE	\$166.50
06/27/2024	756382	OHIO EDISON COMPANY	\$232.07
06/27/2024	756383	PHIL LEAK COMPANY	\$6,239.00
06/27/2024	756384	PODS ENTERPRISES, LLC	\$1,122.74
06/27/2024	756385	SARAH RUSHTON	\$135.00
06/27/2024	756386	DF SUPPLY, INC.	\$437.60
06/27/2024	756387	SHIFFLER EQUIPMENT SALES INC	\$1,432.55
06/27/2024	756388	SUBURBAN SCHOOL TRANSPORTATION	\$87,782.54
06/27/2024	756389	SUPECK SEPTIC SERVICES LLC.	\$330.00
06/27/2024	756390	TRECA DIGITAL ACADEMY	\$21,016.94
06/27/2024	756391	UNITED RENTALS (N AMERICA) INC	\$210.00
06/27/2024	756392	W W WILLIAMS COMPANY LLC	\$4,260.00
06/27/2024	756393	WOLFF BROS. SUPPLY INC.	\$4,669.00
06/27/2024	V756324	CINTAS CORPORATION NO 2 (V-CARD)	\$1,459.34
06/27/2024	V756325	POINT SPRING & DRIVESHAFT (V-CARD)	\$1,982.06
06/27/2024	V756326	ROBERT J. VERNAK (V-CARD)	\$2,077.00
06/27/2024	V756327	SIMPLE SOLUTIONS LEARNING (V-CARD)	\$12,080.00
06/27/2024	V756328	AKRON BEARING COMPANY INC.	\$782.09

# Medina City Schools

## Check Register For

### June 2024

7/18/24

9:31 AM

Check Date	Check Number	Vendor Name	Transaction Amount
06/27/2024	V756329	CARDINAL BUS SALES & SERV INC	\$2,737.03
06/27/2024	V756330	AMICO LLC	\$3,743.03
06/27/2024	V756338	AMAZON.COM	\$3,487.58
06/27/2024	V756339	ARKAY FLORALS - FLOWER GALLERY	\$40.00
06/27/2024	V756340	BRICKER GRAYDON LLP	\$960.00
06/27/2024	V756341	CARDINAL BUS SALES & SERV INC	\$4,972.46
06/27/2024	V756342	CCT FINANCIAL	\$768.37
06/27/2024	V756343	DAVID M CHAMBERS	\$182.78
06/27/2024	V756344	DEMCO INC	\$147.96
06/27/2024	V756345	MASON DOUGLAS HARPER	\$244.42
06/27/2024	V756346	TODD E HODKEY	\$253.93
06/27/2024	V756347	HOMELAND SECURITY SYSTEMS	\$14,500.00
06/27/2024	V756348	JORDAN OLSON	\$576.63
06/27/2024	V756349	KINGS III EMERGENCY COMMUNICATIONS	\$274.19
06/27/2024	V756350	LLA THERAPY LLC.	\$98,910.00
06/27/2024	V756351	WILLIAM V MACGILL & CO	\$174.00
06/27/2024	V756352	MCMASTER-CARR SUPPLY COMPANY	\$925.13
06/27/2024	V756353	LAURA MOLNAR	\$158.79
06/27/2024	V756354	RYAN KARL O'CULL	\$225.12
06/27/2024	V756355	P & A ADMINISTRATIVE SERVICES	\$455.10
06/27/2024	V756356	STEPHEN WENDELL PERRY	\$148.74
06/27/2024	V756357	QUILL CORPORATION	\$8,434.50
06/27/2024	V756358	REINHARDT SUPPLY COMPANY	\$345.36
06/27/2024	V756359	SCOREVISION	\$8,046.80
06/27/2024	V756360	SENDERO THERAPIES INC.	\$68,894.24
06/27/2024	V756361	SHELLEY A. MACK	\$431.25
06/27/2024	V756362	TOTAL EDUCATION SOLUTIONS, INC.	\$31,863.00
06/27/2024	V756363	AMICO LLC	\$2,149.70
<b>06/27/2024 - Total</b>			<b>\$461,925.49</b>
06/28/2024	756405	ADVANCE AUTO PARTS	\$993.32
06/28/2024	756406	KAREN PLATZ	\$300.00
06/28/2024	756407	OSBORNE MEDINA INC.	\$20.00
06/28/2024	756408	RYAN T LANE	\$750.00

# Medina City Schools

## Check Register For

### June 2024

7/18/24

9:31 AM

Check Date	Check Number	Vendor Name	Transaction Amount
06/28/2024	756409	SHERWIN WILLIAMS COMPANY	\$125.37
06/28/2024	756410	GLEN L STACHO	\$146.06
06/28/2024	756411	STERLING FARM EQUIPMENT	\$171.38
06/28/2024	756412	WATERBOX USA, LLC	\$5,011.59
06/28/2024	756415	CHRIS SMITH	\$520.00
06/28/2024	756416	ELIJAH ROSS FERNSTRUM	\$480.00
06/28/2024	756417	EMILY HUNSUCKER	\$1,425.00
06/28/2024	V756418	MEMO MET LIFE INSURANCE	\$57,334.80
06/28/2024	V756419	MEMO - P & A ADMINISTRATIVE	\$19,168.68
06/28/2024	V756420	MEMO - BUREAU WORK COMP	\$10,016.45
<b>06/28/2024 - Total</b>			<b>\$96,462.65</b>
<b>Overall - Total</b>			<b>\$6,216,730.66</b>

Fiscal Year	Fund - Expdledger	Function First Two Digits	Fiscal Year Budgeted Amount	% Expensed	Fiscal Year Expense Amount	Fiscal Year Encumbrance Amount	Balance
24	0010000	1100	\$160,085.85	0.10675953	\$17,090.69	\$0.00	\$142,995.16
24	0010000	1100	\$16,642,567.26	0.92912011	\$15,462,943.91	\$591,894.88	\$587,728.47
24	0010000	1100	\$11,020,082.68	1.00022807	\$11,022,596.07	\$2,889.10	(\$5,402.49)
24	0010000	1100	\$11,718,585.39	1.01359464	\$11,877,895.29	\$65,602.08	(\$224,911.98)
24	0010000	1100	\$50,358.76	0.56460008	\$28,432.56	\$15,586.53	\$6,339.67
24	0010000	1100	\$163,443.13	1.38252033	\$225,963.45	\$0.00	(\$62,520.32)
24	0010000	1100	\$50,421.24	0.53677141	\$27,064.68	\$0.00	\$23,356.56
24	0010000	1200	\$591,399.59	1.04323026	\$616,965.95	\$0.00	(\$25,566.36)
24	0010000	1200	\$60,000.00	0.64859517	\$38,915.71	\$0.00	\$21,084.29
24	0010000	1200	\$905,715.10	0.74601012	\$675,672.63	\$0.00	\$230,042.47
24	0010000	1200	\$496,861.63	1.08862137	\$540,894.19	\$0.00	(\$44,032.56)
24	0010000	1200	\$2,535,842.06	1.02790723	\$2,606,610.39	\$0.00	(\$70,768.33)
24	0010000	1200	\$153,874.00	0	\$0.00	\$0.00	\$153,874.00
24	0010000	1200	\$814,419.47	0.54415152	\$443,167.59	\$0.00	\$371,251.88
24	0010000	1200	\$660,590.63	0.94398048	\$623,584.66	\$0.00	\$37,005.97
24	0010000	1200	\$1,000.00	0	\$0.00	\$0.00	\$1,000.00
24	0010000	1200	\$582,361.83	1.0065272	\$586,163.02	\$0.00	(\$3,801.19)
24	0010000	1200	\$82,496.91	0	\$0.00	\$0.00	\$82,496.91
24	0010000	1200	\$1,944,251.09	1.00507691	\$1,954,121.87	\$0.00	(\$9,870.78)
24	0010000	1200	\$18,750.00	0	\$0.00	\$0.00	\$18,750.00
24	0010000	1200	\$233,525.19	1.30403932	\$304,526.03	\$272.80	(\$71,273.64)
24	0010000	1200	\$464,255.30	0.77793027	\$361,158.25	\$0.00	\$103,097.05
24	0010000	1200	\$542,339.02	0.96460666	\$523,143.83	\$0.00	\$19,195.19
24	0010000	1200	\$4,214,635.20	0.9383237	\$3,954,692.08	\$200,275.46	\$59,667.66
24	0010000	1300	\$292,395.23	1.0377409	\$303,430.49	\$0.00	(\$11,035.26)
24	0010000	1300	\$16,918.00	0	\$0.00	\$0.00	\$16,918.00
24	0010000	1900	\$46,602.05	0	\$0.00	\$0.00	\$46,602.05
24	0010000	1900	\$94,658.95	0.37714627	\$35,700.27	\$0.00	\$58,958.68
24	0010000	1900	\$2,986,074.14	0.32823682	\$980,139.47	\$0.00	\$2,005,934.67
24	0010000	2100	\$573,429.11	1.05296294	\$603,799.60	\$32,360.00	(\$62,730.49)
24	0010000	2100	\$1,655,419.07	0.90749067	\$1,502,277.36	\$0.00	\$153,141.71
24	0010000	2100	\$548,187.88	1.17141647	\$642,156.31	\$1,310.80	(\$95,279.23)
24	0010000	2100	\$484,873.31	0.96848152	\$469,590.84	\$15,110.02	\$172.45
24	0010000	2100	\$662,983.13	1.49089293	\$988,436.86	\$0.00	(\$325,453.73)
24	0010000	2100	\$7,500.00	0.3432	\$2,574.00	\$0.00	\$4,926.00
24	0010000	2100	\$1,220,735.36	1.02728478	\$1,254,042.86	\$27,000.00	(\$60,307.50)
24	0010000	2100	\$857,928.77	0.81083347	\$695,637.36	\$87,658.97	\$74,632.44
24	0010000	2100	\$461,132.00	0.81633621	\$376,438.75	\$83,391.26	\$1,301.99
24	0010000	2100	\$66,635.58	0.22364929	\$14,903.00	\$0.00	\$51,732.58
24	0010000	2100	\$27,609.51	0	\$0.00	\$0.00	\$27,609.51
24	0010000	2200	\$4,602.33	0	\$0.00	\$0.00	\$4,602.33
24	0010000	2200	\$624,797.52	0.91882799	\$574,081.45	\$0.00	\$50,716.07
24	0010000	2200	\$45,508.55	3.17600077	\$144,535.19	\$3,044.48	(\$102,071.12)
24	0010000	2200	\$5,573.81	-0.05263007	(\$293.35)	\$0.00	\$5,867.16
24	0010000	2200	\$691,542.27	0.98966104	\$684,392.44	\$10,187.91	(\$3,038.08)
24	0010000	2300	\$215,940.82	0.90608297	\$195,660.30	\$646.21	\$19,634.31
24	0010000	2400	\$455,826.36	0.80434745	\$366,642.77	\$4,302.81	\$84,880.78
24	0010000	2400	\$623,330.54	0.83870465	\$522,790.22	\$0.00	\$100,540.32
24	0010000	2400	\$39,921.16	2.52784889	\$100,914.66	\$0.00	(\$60,993.50)
24	0010000	2400	\$2,305.31	0	\$0.00	\$0.00	\$2,305.31
24	0010000	2400	\$755,885.67	0.97063398	\$733,688.32	\$59,799.00	(\$37,601.65)
24	0010000	2400	\$4,562,848.15	1.0399038	\$4,744,923.14	\$8,669.70	(\$190,744.69)
24	0010000	2400	\$500.00	0.99652	\$498.26	\$0.00	\$1.74
24	0010000	2400	\$3,000.00	0.438	\$1,314.00	\$364.00	\$1,322.00
24	0010000	2400	\$41,250.00	0.57196364	\$23,593.50	\$270.00	\$17,386.50
24	0010000	2500	\$1,454,866.73	1.01162019	\$1,471,772.56	\$33,196.85	(\$50,102.68)
24	0010000	2500	\$56,671.50	0.68281235	\$38,696.00	\$23,304.00	(\$5,328.50)
24	0010000	2600	\$568,011.74	0.83325389	\$473,297.99	\$30,802.85	\$63,910.90
24	0010000	2600	\$224,169.28	0	\$0.00	\$0.00	\$224,169.28
24	0010000	2600	\$19,817.70	0.33758912	\$6,690.24	\$14,067.54	(\$940.08)
24	0010000	2700	\$4,258,329.13	1.01199418	\$4,309,404.29	\$273,843.59	(\$324,918.75)
24	0010000	2700	\$3,008,160.56	0.95421516	\$2,870,432.42	\$0.00	\$137,728.14
24	0010000	2700	\$3,477.35	0.84529886	\$2,939.40	\$200.00	\$337.95
24	0010000	2800	\$14.33	0	\$0.00	\$0.00	\$14.33
24	0010000	2800	\$23,423.52	0	\$0.00	\$0.00	\$23,423.52
24	0010000	2800	\$20,196.80	0	\$0.00	\$0.00	\$20,196.80
24	0010000	2800	\$6,148.79	0	\$0.00	\$0.00	\$6,148.79
24	0010000	2900	\$265,707.77	0.80633088	\$214,248.38	\$72.68	\$51,386.71
24	0010000	2900	\$400.00	0.25	\$100.00	\$0.00	\$300.00
24	0010000	2900	\$341,745.84	0.71701402	\$245,036.56	\$840.80	\$95,868.48
24	0010000	2900	\$12,768.04	0.63961344	\$8,166.61	\$0.00	\$4,601.43
24	0010000	3200	\$40,857.24	0.13235402	\$5,407.62	\$0.00	\$35,449.62
24	0010000	3200	\$10,000.00	2.3565	\$23,565.00	\$10,315.00	(\$23,880.00)
24	0010000	3200	\$154.02	0	\$0.00	\$0.00	\$154.02
24	0010000	3200	\$10,000.00	0.4925	\$4,925.00	\$2,500.00	\$2,575.00
24	0010000	4100	\$3,737.29	0.53582676	\$2,002.54	\$0.00	\$1,734.75
24	0010000	4100	\$4,667.00	1.98655667	\$9,271.26	\$0.00	(\$4,604.26)
24	0010000	4100	\$5,741.48	1.92174492	\$11,033.66	\$0.00	(\$5,292.18)
24	0010000	4100	\$23,594.44	0.83302422	\$19,654.74	\$0.00	\$3,939.70
24	0010000	4100	\$87,032.27	1.04818201	\$91,225.66	\$0.00	(\$4,193.39)
24	0010000	4100	\$14,621.02	0.77575573	\$11,342.34	\$0.00	\$3,278.68
24	0010000	4100	\$4,968.96	1.02209315	\$5,078.74	\$0.00	(\$109.78)
24	0010000	4100	\$18,816.06	1.22050153	\$22,965.03	\$0.00	(\$4,148.97)
24	0010000	4100	\$33,572.25	1.0587789	\$35,545.59	\$0.00	(\$1,973.34)
24	0010000	4500	\$61,493.50	0.6468726	\$39,778.46	\$0.00	\$21,715.04
24	0010000	4500	\$15,955.77	1.61894349	\$25,831.49	\$0.00	(\$9,875.72)
24	0010000	4500	\$26,748.56	0.59023925	\$15,788.05	\$0.00	\$10,960.51
24	0010000	4500	\$21,919.52	0.87395253	\$19,156.62	\$0.00	\$2,762.90
24	0010000	4500	\$0.00		\$17,459.47	\$0.00	(\$17,459.47)
24	0010000	4500	\$113,908.11	1.04400222	\$118,920.32	\$0.00	(\$5,012.21)
24	0010000	4500	\$40,040.18	0.73441653	\$29,406.17	\$0.00	\$10,634.01
24	0010000	4500	\$45,281.97	0.85278335	\$38,615.71	\$0.00	\$6,666.26
24	0010000	4500	\$33,279.40	0.93684381	\$31,177.60	\$0.00	\$2,101.80
24	0010000	4500	\$17,383.13	0.53156768	\$9,240.31	\$0.00	\$8,142.82
24	0010000	4500	\$9,900.79	1.11305764	\$11,020.15	\$0.00	(\$1,119.36)
24	0010000	4500	\$101,920.52	1.26033089	\$128,453.58	\$0.00	(\$26,533.06)
24	0010000	4500	\$51,606.99	0.90691203	\$46,803.00	\$0.00	\$4,803.99
24	0010000	4500	\$4,006.57	0	\$0.00	\$0.00	\$4,006.57

Fiscal Year	Fund - Expledger	Function First Two Digits	Fiscal Year Budgeted Amount	% Expensed	Fiscal Year Expense Amount	Fiscal Year Encumbrance Amount	Balance
24	0010000	4500	\$56,206.55	0.97768587	\$54,952.35	\$0.00	\$1,254.20
24	0010000	4500	\$45,250.27	0.90436212	\$40,922.63	\$0.00	\$4,327.64
24	0010000	4500	\$31,650.75	0.61473488	\$19,456.82	\$0.00	\$12,193.93
24	0010000	4500	\$42,217.62	0.88803727	\$37,490.82	\$0.00	\$4,726.80
24	0010000	4500	\$22,607.69	0.70304927	\$15,894.32	\$0.00	\$6,713.37
24	0010000	4500	\$10,794.83	1.11251034	\$12,009.36	\$0.00	(\$1,214.53)
24	0010000	4500	\$29,014.44	0.93178086	\$27,035.10	\$0.00	\$1,979.34
24	0010000	4500	\$19,259.35	1.08731811	\$20,941.04	\$0.00	(\$1,681.69)
24	0010000	4500	\$15,537.75	1.08333382	\$16,832.57	\$0.00	(\$1,294.82)
24	0010000	4500	\$26,478.82	1.12731912	\$29,850.08	\$0.00	(\$3,371.26)
24	0010000	4500	\$16,400.44	0.54426467	\$8,926.18	\$0.00	\$7,474.26
24	0010000	4500	\$401,592.00	1.02494086	\$411,608.05	\$0.00	(\$10,016.05)
24	0010000	4500	\$41,903.79	0.89404204	\$37,463.75	\$0.00	\$4,440.04
24	0010000	4500	\$21,184.63	0.85936172	\$18,205.26	\$0.00	\$2,979.37
24	0010000	4600	\$13,042.37	1.09880336	\$14,331.00	\$0.00	(\$1,288.63)
24	0010000	4600	\$5,189.94	0.90228596	\$4,682.81	\$0.00	\$507.13
24	0010000	4600	\$11,810.00	1.27000423	\$14,998.75	\$0.00	(\$3,188.75)
24	0010000	4600	\$33,436.92	1.23345153	\$41,242.82	\$0.00	(\$7,805.90)
24	0010000	4600	\$10,938.73	1.06180425	\$11,614.79	\$0.00	(\$676.06)
24	0010000	4600	\$3,394.07	0.49683418	\$1,686.29	\$0.00	\$1,707.78
24	0010000	4600	\$8,290.25	1.08348602	\$8,982.37	\$0.00	(\$692.12)
24	0010000	5600	\$258,804.00	0.99420411	\$257,304.00	\$0.00	\$1,500.00
24	0010000	7200	\$503,271.58	0.38737216	\$194,953.40	\$0.00	\$308,318.18
24	0010000	7400	\$1,663,026.50	1	\$1,663,026.50	\$0.00	\$0.00
24	0010000	7500	\$4,504.00	0	\$0.00	\$0.00	\$4,504.00
24	0029000	2500	\$70,000.00	0.76726157	\$53,708.31	\$0.00	\$16,291.69
24	0029000	6100	\$4,171,786.50	1	\$4,171,786.50	\$329,368.25	(\$329,368.25)
24	0029012	2500	\$1,500.00	0.91666667	\$1,375.00	\$0.00	\$125.00
24	0029012	6100	\$1,727,137.50	0.99951035	\$1,726,291.80	\$875.70	(\$30.00)
24	0039001	2700	\$730,130.45	0.58732066	\$428,820.70	\$114,614.50	\$186,695.25
24	0060000	3100	\$191,961.29	0.94093247	\$180,622.61	\$448.78	\$10,889.90
24	0060000	3100	\$1,406,100.92	0.95161473	\$1,338,066.35	\$0.00	\$68,034.57
24	0069006	3100	\$1,659,388.29	0.65820689	\$1,092,220.80	\$0.00	\$567,167.49
24	0069022	3100	\$3,063.00	0	\$0.00	\$0.00	\$3,063.00
24	0069023	3100	\$3,135.00	0	\$0.00	\$0.00	\$3,135.00
24	0079004	3200	\$50,000.00	0.33998	\$16,999.00	\$0.00	\$33,001.00
24	0079111	3200	\$500.00	1	\$500.00	\$0.00	\$0.00
24	0079333	3200	\$5,000.00	0.6	\$3,000.00	\$0.00	\$2,000.00
24	0089002	3200	\$500.00	0.5	\$250.00	\$0.00	\$250.00
24	0089003	3200	\$50,000.00	0.94	\$47,000.00	\$0.00	\$3,000.00
24	0089112	3200	\$1,000.00	0.5	\$500.00	\$0.00	\$500.00
24	0099000	1100	\$0.00		\$32,423.95	\$0.00	(\$32,423.95)
24	0099110	1100	\$10,945.28	0.59508208	\$6,513.34	\$278.12	\$4,153.82
24	0099120	1100	\$14,625.84	0.61349023	\$8,972.81	\$8,658.53	(\$3,005.50)
24	0099130	1100	\$11,815.00	0.96853661	\$11,443.26	\$0.00	\$371.74
24	0099140	1100	\$14,764.92	0.42244929	\$6,237.43	\$0.00	\$8,527.49
24	0099160	1100	\$18,862.48	0.64160492	\$12,102.26	\$0.00	\$6,760.22
24	0099170	1100	\$20,638.00	0.53239316	\$10,987.53	\$0.00	\$9,650.47
24	0099180	1100	\$19,662.49	0.5281798	\$10,385.33	\$0.00	\$9,277.16
24	0099200	1100	\$30,683.63	0.80998924	\$24,853.41	\$0.00	\$5,830.22
24	0099210	1100	\$22,135.00	0.93420239	\$20,678.57	\$0.00	\$1,456.43
24	0099300	1100	\$98,245.05	0.86961501	\$85,435.37	\$1,295.79	\$11,513.89
24	0099300	2400	\$78,296.00	0.99205579	\$77,674.00	\$0.00	\$622.00
24	0099301	2400	\$10,500.00	0.60524476	\$6,355.07	\$0.00	\$4,144.93
24	0149016	1100	\$276,472.95	1.06181321	\$293,562.63	\$0.00	(\$17,089.68)
24	0149016	2400	\$91,897.99	0.47292862	\$43,461.19	\$0.00	\$48,436.80
24	0149016	2400	\$0.00		\$0.00	\$0.00	\$0.00
24	0149116	1200	\$261,422.24	1.04973096	\$274,423.02	\$0.00	(\$13,000.78)
24	0149116	1200	\$223,837.30	1.05628293	\$236,435.52	\$0.00	(\$12,598.22)
24	0149116	1200	\$54,766.01	0.15599438	\$8,543.19	\$220.60	\$46,002.22
24	0149116	2100	\$17,526.10	1.46424533	\$25,662.51	\$0.00	(\$8,136.41)
24	0149116	2100	\$55,000.00	0.12957273	\$7,126.50	\$0.00	\$47,873.50
24	0149116	2100	\$395,000.00	0.88484896	\$349,515.34	\$0.00	\$45,484.66
24	0149116	2200	\$4,000.00	0.3036175	\$1,214.47	\$80.53	\$2,705.00
24	0149116	2400	\$81,113.22	1.02389598	\$83,051.50	\$0.00	(\$1,938.28)
24	0149116	2400	\$163,958.13	1.02164351	\$167,506.76	\$763.73	(\$4,312.36)
24	0149116	2700	\$162.52	0.76999754	\$125.14	\$29.69	\$7.69
24	0149116	4100	\$6,000.00	0.09080667	\$544.84	\$420.00	\$5,035.16
24	0160000	1100	\$3,752,703.31	0.91918045	\$3,449,411.50	\$0.00	\$303,291.81
24	0160000	1100	\$173,790.89	1.1117482	\$193,211.71	\$0.00	(\$19,420.82)
24	0160000	1100	\$494,479.18	1.19797768	\$592,375.02	\$0.00	(\$97,895.84)
24	0160000	1200	\$282,763.00	0	\$0.00	\$0.00	\$282,763.00
24	0160000	1200	\$299,212.57	1.48289017	\$443,699.38	\$0.00	(\$144,486.81)
24	0160000	1200	\$16,702.98	7.7408199	\$129,294.76	\$0.00	(\$112,591.78)
24	0160000	1200	\$187,627.91	0.79054289	\$148,327.91	\$0.00	\$39,300.00
24	0160000	1200	\$3,544.05	6.64860259	\$23,562.98	\$0.00	(\$20,018.93)
24	0160000	1200	\$6.00	0	\$0.00	\$0.00	\$6.00
24	0160000	1900	\$0.00		\$237.67	\$0.00	(\$237.67)
24	0160000	2100	\$9,888.15	4.72099736	\$46,681.93	\$0.00	(\$36,793.78)
24	0160000	2100	\$0.00		\$36,314.09	\$0.00	(\$36,314.09)
24	0160000	2400	\$0.00		\$3,222.88	\$0.00	(\$3,222.88)
24	0160000	2400	\$13,461.05	0.47897007	\$6,447.44	\$0.00	\$7,013.61
24	0160000	2400	\$60,500.00	0.98012545	\$59,297.59	\$0.00	\$1,202.41
24	0160000	2400	\$20,127.49	0	\$0.00	\$0.00	\$20,127.49
24	0160000	2400	\$923.44	0	\$0.00	\$0.00	\$923.44
24	0160000	2500	\$99,100.00	0.9308668	\$92,248.90	\$0.00	\$6,851.10
24	0160000	2700	\$6,500.00	0.76148923	\$4,949.68	\$2,546.50	(\$996.18)
24	0160000	2800	\$486,578.11	0.76424605	\$371,865.40	\$0.00	\$114,712.71
24	0160000	2800	\$1,420,331.65	0.72057986	\$1,023,462.38	\$0.00	\$396,869.27
24	0160000	2800	\$1,427,901.81	1.30070229	\$1,857,275.15	\$0.00	(\$429,373.34)
24	0160000	2800	\$1,241,607.89	0.88388469	\$1,097,438.21	\$31,882.64	\$112,287.04
24	0160000	2800	\$223,633.85	1.22792596	\$274,605.81	\$0.00	(\$50,971.96)
24	0160000	4100	\$7,781.74	2.05611727	\$16,000.17	\$0.00	(\$8,218.43)
24	0160410	2100	\$128,940.63	1.0684992	\$137,772.96	\$0.00	(\$8,832.33)
24	0161000	1100	\$335,119.53	0.84287627	\$282,464.30	\$0.00	\$52,655.23
24	0161000	1100	\$3,935.00	0	\$0.00	\$0.00	\$3,935.00
24	0161000	1200	\$305,330.90	1.07788851	\$329,112.67	\$0.00	(\$23,781.77)
24	0161000	2100	\$16.00	0	\$0.00	\$0.00	\$16.00



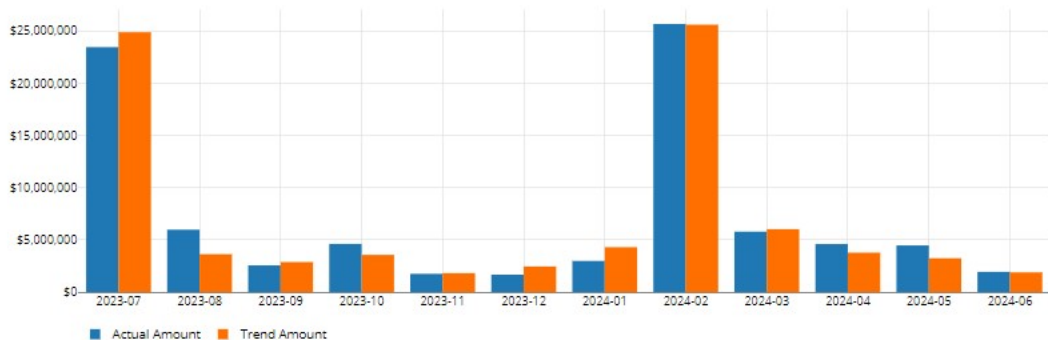
Fiscal Year	Fund - Expledger	Function First Two Digits	Fiscal Year Budgeted Amount	% Expensed	Fiscal Year Expense Amount	Fiscal Year Encumbrance Amount	Balance
24	0189110	1100	\$1,242.15	0.99471078	\$1,235.58	\$0.00	\$6.57
24	0189110	2400	\$14,784.55	0.87496745	\$12,936.00	\$619.04	\$1,229.51
24	0189113	2200	\$3,500.00	0.13598286	\$475.94	\$0.00	\$3,024.06
24	0189120	2400	\$98,969.00	0.50802938	\$50,279.16	\$3,491.07	\$45,198.77
24	0189123	2200	\$5,000.00	0.783454	\$3,917.27	\$0.00	\$1,082.73
24	0189130	1100	\$6,300.00	0.6657127	\$4,193.99	\$1,479.76	\$626.25
24	0189130	2400	\$23,500.00	0.46810936	\$11,000.57	\$1,152.26	\$11,347.17
24	0189133	2200	\$150.00	0	\$0.00	\$0.00	\$150.00
24	0189140	1100	\$9,333.40	0.36913772	\$3,445.31	\$0.00	\$5,888.09
24	0189140	2400	\$13,727.20	0.36365828	\$4,992.01	\$0.00	\$8,735.19
24	0189143	2200	\$6,000.00	0	\$0.00	\$0.00	\$6,000.00
24	0189160	1100	\$1,050.00	0.38	\$399.00	\$650.00	\$1.00
24	0189160	2400	\$24,850.00	0.59780201	\$14,855.38	\$4,109.16	\$5,885.46
24	0189161	2200	\$2,500.00	0.66	\$1,650.00	\$0.00	\$850.00
24	0189163	2200	\$8,000.00	0	\$0.00	\$0.00	\$8,000.00
24	0189170	1100	\$22,923.23	0.01429292	\$327.64	\$0.00	\$22,595.59
24	0189170	2400	\$28,170.27	0.61353299	\$17,283.39	\$0.00	\$10,886.88
24	0189171	2400	\$500.00	0.45654	\$228.27	\$0.00	\$271.73
24	0189180	1100	\$5,000.00	0	\$0.00	\$0.00	\$5,000.00
24	0189180	2400	\$78,507.71	0.38400534	\$30,147.38	\$0.00	\$48,360.33
24	0189181	7200	\$1,631.19	1	\$1,631.19	\$0.00	\$0.00
24	0189183	2200	\$15,103.00	0.30891545	\$4,665.55	\$0.00	\$10,437.45
24	0189184	7200	\$146.00	1	\$146.00	\$0.00	\$0.00
24	0189200	2400	\$51,507.82	0.3567635	\$18,376.11	\$256.90	\$32,874.81
24	0189203	2200	\$3,600.00	0.97775556	\$3,519.92	\$0.00	\$80.08
24	0189210	2400	\$34,481.19	0.26162235	\$9,021.05	\$5,449.88	\$20,010.26
24	0189211	2200	\$8,500.00	0.38006353	\$3,230.54	\$0.00	\$5,269.46
24	0189300	2400	\$41,349.06	0.62008084	\$25,639.76	\$60.28	\$15,649.02
24	0189301	2200	\$0.00		(\$63.95)	\$0.00	\$63.95
24	0189302	1100	\$29,000.00	0	\$0.00	\$0.00	\$29,000.00
24	0189303	0000	\$0.00		\$431.02	\$0.00	(\$431.02)
24	0189303	3200	\$98,932.67	0.18977098	\$18,774.55	\$24,356.04	\$55,802.08
24	0189303	3200	\$40,000.00	0.4436875	\$17,747.50	\$7,897.50	\$14,355.00
24	0189303	3200	\$5,000.00	0	\$0.00	\$0.00	\$5,000.00
24	0189304	4300	\$25,750.00	0.52009515	\$13,392.45	\$0.00	\$12,357.55
24	0189306	2400	\$12,695.26	0.14160088	\$1,797.66	\$0.00	\$10,897.60
24	0189307	1100	\$4,000.00	0.314585	\$1,258.34	\$0.00	\$2,741.66
24	0189308	2100	\$3,300.00	0.73685152	\$2,431.61	\$0.00	\$868.39
24	0189403	1200	\$500.00	0	\$0.00	\$0.00	\$500.00
24	0189901	1200	\$23.03	0	\$0.00	\$0.00	\$23.03
24	0189906	2900	\$2,000.00	0.2625	\$525.00	\$0.00	\$1,475.00
24	0189907	1900	\$7,739.00	0	\$0.00	\$0.00	\$7,739.00
24	0189914	2900	\$1,000.00	0	\$0.00	\$0.00	\$1,000.00
24	0189915	2900	\$6,100.00	0.45827541	\$2,795.48	\$0.00	\$3,304.52
24	0189916	2900	\$8,300.00	0.35552771	\$2,950.88	\$0.00	\$5,349.12
24	0189917	2900	\$14,000.00	0	\$0.00	\$500.00	\$13,500.00
24	0189918	2900	\$10,111.00	0.02834734	\$286.62	\$0.00	\$9,824.38
24	0189919	2900	\$789.00	0.75361217	\$594.60	\$0.00	\$194.40
24	0199009	2100	\$62.00	0	\$0.00	\$0.00	\$62.00
24	0199017	2100	\$12,595.00	0	\$0.00	\$0.00	\$12,595.00
24	0199121	2100	\$6,500.00	1.00769231	\$6,550.00	\$0.00	(\$50.00)
24	0209001	2800	\$12,314.37	0.28878619	\$3,556.22	\$1,443.78	\$7,314.37
24	0229000	7900	\$10,000.00	0	\$0.00	\$5,000.00	\$5,000.00
24	0229300	4500	\$31,193.72	0.68612528	\$21,402.80	\$600.00	\$9,190.92
24	0229300	7200	\$766.28	1	\$766.28	\$0.00	\$0.00
24	0249001	2900	\$12,655,478.37	0.9477173	\$11,993,815.83	\$337,758.87	\$323,903.67
24	0249002	0000	\$626.00	0	\$0.00	\$0.00	\$626.00
24	0249002	2900	\$768,484.27	0.90101963	\$692,419.41	\$20,000.00	\$56,064.86
24	0249094	2900	\$260,736.28	0.82598452	\$215,364.13	\$45,357.96	\$14.19
24	0270000	2900	\$330,159.90	0.7504929	\$247,782.66	\$82,355.60	\$21.64
24	0719013	2700	\$3,146,492.69	0.43242693	\$1,360,628.18	\$1,745,739.19	\$40,125.32
24	0719013	2800	\$120,000.00	0.79432208	\$95,318.65	\$0.00	\$24,681.35
24	0719013	7200	\$1,728,637.50	0.99943846	\$1,727,666.80	\$0.00	\$970.70
24	2009110	4600	\$1,519.69	0.98316104	\$1,494.10	\$143.26	(\$117.67)
24	2009121	4600	\$234.00	0	\$0.00	\$0.00	\$234.00
24	2009185	4600	\$1,450.00	0	\$0.00	\$0.00	\$1,450.00
24	2009201	4300	\$375.00	0.73333333	\$275.00	\$0.00	\$100.00
24	2009202	4600	\$5,780.79	0.61113619	\$3,532.85	\$0.00	\$2,247.94
24	2009205	4600	\$250.00	0	\$0.00	\$0.00	\$250.00
24	2009209	4100	\$7,098.00	0.78813046	\$5,594.15	\$0.00	\$1,503.85
24	2009251	4300	\$506.09	0.36078563	\$182.59	\$192.41	\$131.09
24	2009253	4300	\$3,164.17	0	\$0.00	\$2,000.00	\$1,164.17
24	2009254	4100	\$4,000.00	0.4075325	\$1,630.13	\$0.00	\$2,369.87
24	2009256	4100	\$3,903.07	0.137233	\$535.63	\$2,000.00	\$1,367.44
24	2009258	4600	\$1,621.26	0.72015593	\$1,167.56	\$332.44	\$121.26
24	2009302	4100	\$1,745.54	0.27207626	\$474.92	\$0.00	\$1,270.62
24	2009303	4100	\$208.34	0	\$0.00	\$0.00	\$208.34
24	2009307	4100	\$51,149.81	0.66643747	\$34,088.15	\$5,577.22	\$11,484.44
24	2009309	4600	\$1,400.00	0	\$0.00	\$0.00	\$1,400.00
24	2009312	4100	\$20,000.00	0.8381375	\$16,762.75	\$0.00	\$3,237.25
24	2009314	4600	\$450.00	0	\$0.00	\$0.00	\$450.00
24	2009315	4600	\$350.00	0	\$0.00	\$0.00	\$350.00
24	2009318	4100	\$7,860.00	0	\$0.00	\$0.00	\$7,860.00
24	2009321	4600	\$23,737.80	0.54379892	\$12,908.59	\$0.00	\$10,829.21
24	2009323	4600	\$1,989.00	0.30832076	\$613.25	\$0.00	\$1,375.75
24	2009324	4600	\$20,000.00	0.004798	\$95.96	\$0.00	\$19,904.04
24	2009325	4100	\$22,600.00	1.10552478	\$24,984.86	\$0.00	(\$2,384.86)
24	2009326	4100	\$4,333.67	0.80616198	\$3,493.64	\$0.00	\$840.03
24	2009327	4100	\$5,328.67	0.07813207	\$416.34	\$0.00	\$4,912.33
24	2009330	4100	\$3,530.81	0.25900289	\$914.49	\$0.00	\$2,616.32
24	2009332	4100	\$7,500.00	0.451276	\$3,384.57	\$0.00	\$4,115.43
24	2009333	4600	\$70,000.00	0.642059	\$44,944.13	\$0.00	\$25,055.87
24	2009335	4100	\$6,000.00	0.11184667	\$671.08	\$0.00	\$5,328.92
24	2009336	4100	\$1,500.00	0.54011333	\$810.17	\$0.00	\$689.83
24	2009337	4100	\$500.00	0.2847	\$142.35	\$0.00	\$357.65
24	2009339	4100	\$28,500.00	0.97561509	\$27,805.03	\$0.00	\$694.97
24	2009340	4100	\$1,700.00	0.92584118	\$1,573.93	\$0.00	\$126.07
24	2009346	4100	\$130.00	0	\$0.00	\$0.00	\$130.00



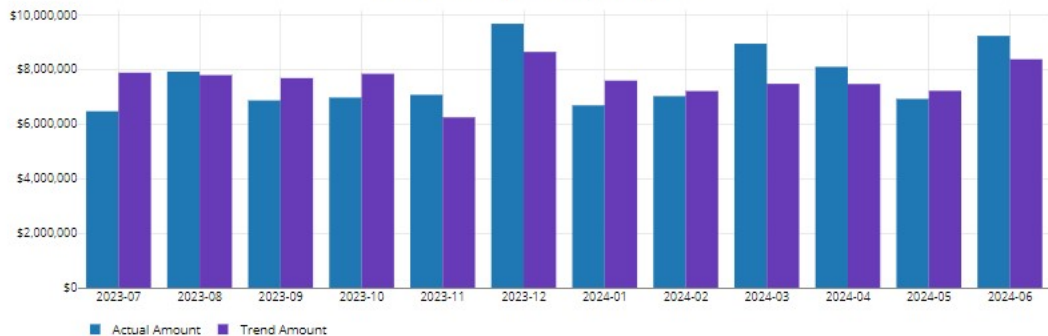
Fiscal Year	Fund - Expdger	Function First Two Digits	Fiscal Year Budgeted Amount	% Expensed	Fiscal Year Expense Amount	Fiscal Year Encumbrance Amount	Balance
24	2009350	4300	\$2,300.00	0.6437	\$1,480.51	\$0.00	\$819.49
24	2009352	4100	\$7,600.00	0.03350263	\$254.62	\$0.00	\$7,345.38
24	2009353	4600	\$1,200.00	0	\$0.00	\$0.00	\$1,200.00
24	2009355	4600	\$1,220.00	0.21568852	\$263.14	\$0.00	\$956.86
24	2009380	4600	\$5,000.00	0.193394	\$966.97	\$0.00	\$4,033.03
24	2009421	4600	\$3.00	0.16666667	\$0.50	\$2.50	\$0.00
24	2009422	4600	\$134.00	0.16619403	\$22.27	\$111.73	\$0.00
24	2009423	4600	\$2,270.00	0.26309251	\$597.22	\$1,672.78	\$0.00
24	2009424	4600	\$6,715.00	0.60107669	\$4,036.23	\$678.77	\$2,000.00
24	2009425	4600	\$70,000.00	0.95759529	\$67,031.67	\$0.00	\$2,968.33
24	2009426	4600	\$1,900.00	0.06662632	\$126.59	\$0.00	\$1,773.41
24	2009427	4600	\$1,600.00	0.0517125	\$82.74	\$0.00	\$1,517.26
24	3003000	4500	\$77,000.00	0.9999026	\$76,992.50	\$0.00	\$7.50
24	3003000	4500	\$20,000.00	0.9221255	\$18,442.51	\$0.00	\$1,557.49
24	3003000	4500	\$395,787.67	0.96591281	\$382,296.38	\$7,710.66	\$5,780.63
24	3003001	7200	\$386,949.16	1	\$386,949.16	\$0.00	\$0.00
24	3003002	7200	\$600.00	1	\$600.00	\$0.00	\$0.00
24	3003003	7200	\$57,936.88	1	\$57,936.88	\$0.00	\$0.00
24	3003004	7200	\$31,243.91	1	\$31,243.91	\$0.00	\$0.00
24	3003007	7200	\$31,210.00	1	\$31,210.00	\$0.00	\$0.00
24	3003008	7200	\$258,865.64	1	\$258,865.64	\$0.00	\$0.00
24	3003010	7200	\$1,595.00	1	\$1,595.00	\$0.00	\$0.00
24	3003012	7200	\$24,038.07	1	\$24,038.07	\$0.00	\$0.00
24	3003013	7200	\$27,477.76	1	\$27,477.76	\$0.00	\$0.00
24	3003015	7200	\$8,180.00	1	\$8,180.00	\$0.00	\$0.00
24	3003016	7200	\$14,553.72	1	\$14,553.72	\$0.00	\$0.00
24	3003017	7200	\$25,310.89	1	\$25,310.89	\$0.00	\$0.00
24	3003018	7200	\$73,102.21	1	\$73,102.21	\$0.00	\$0.00
24	3003019	7200	\$15,875.80	1	\$15,875.80	\$0.00	\$0.00
24	3003020	7200	\$7,738.84	1	\$7,738.84	\$0.00	\$0.00
24	3003021	7200	\$7,655.96	1	\$7,655.96	\$0.00	\$0.00
24	3003022	7200	\$400.00	1	\$400.00	\$0.00	\$0.00
24	3009110	4100	\$10,000.00	0.071236	\$712.36	\$0.00	\$9,287.64
24	3009120	4100	\$7,009.00	0.53359966	\$3,740.00	\$1,000.00	\$2,269.00
24	3009130	4100	\$12,375.00	0.5060202	\$6,262.00	\$0.00	\$6,113.00
24	3009140	4100	\$10,139.00	0.55408028	\$5,617.82	\$0.00	\$4,521.18
24	3009160	4100	\$10,000.00	0.452573	\$4,525.73	\$0.00	\$5,474.27
24	3009170	4100	\$20,000.00	0.34635	\$6,927.00	\$0.00	\$13,073.00
24	3009180	4100	\$11,206.52	0.55799303	\$6,253.16	\$2,339.85	\$2,613.51
24	3009201	4100	\$19,000.00	0.30921632	\$5,875.11	\$0.00	\$13,124.89
24	3009208	0000	\$13,157.00	0.76407996	\$10,053.00	\$2,892.00	\$212.00
24	3009208	4100	\$103,596.00	1.02118981	\$105,791.18	\$0.00	(\$2,195.18)
24	3009250	4100	\$21,500.00	0.25108	\$5,398.22	\$1,849.00	\$14,252.78
24	3009253	4300	\$1,026.07	0.89385714	\$917.16	\$75.94	\$32.97
24	3009254	4300	\$2,814.16	0.22875387	\$643.75	\$524.37	\$1,646.04
24	3009258	0000	\$1,000.00	14.47898	\$14,478.98	\$27.24	(\$13,506.22)
24	3009258	4100	\$142,960.00	0.76159765	\$108,878.00	\$20,060.00	\$14,022.00
24	3009302	4500	\$1,120.00	0.41071429	\$460.00	\$0.00	\$660.00
24	3009303	4600	\$2,750.00	0.92318909	\$2,538.77	\$0.00	\$211.23
24	3009304	4600	\$7,500.00	0.87864	\$6,589.80	\$0.00	\$910.20
24	3009313	4100	\$28,000.00	0.71552857	\$20,034.80	\$0.00	\$7,965.20
24	3009334	4300	\$2,000.00	0.153225	\$306.45	\$0.00	\$1,693.55
24	3009390	4600	\$9,000.00	0.16611111	\$1,495.00	\$0.00	\$7,505.00
24	3009403	1200	\$8,000.00	0.28875	\$2,310.00	\$0.00	\$5,690.00
24	3009410	4500	\$5,360.20	0.54377075	\$2,914.72	\$1,085.28	\$1,360.20
24	4019012	3200	\$0.00		\$0.00	\$0.00	\$0.00
24	4019013	3200	\$25,794.23	1	\$25,794.23	\$0.00	\$0.00
24	4019013	7500	\$54,452.63	1	\$54,452.63	\$0.00	\$0.00
24	4019014	3200	\$331,666.34	0.89720464	\$297,572.58	\$4,560.17	\$29,533.59
24	4019023	3200	\$1,772.20	0.49579619	\$878.65	\$0.00	\$893.55
24	4019023	7500	\$15,626.59	1.05718138	\$16,520.14	\$0.00	(\$893.55)
24	4019024	3200	\$15,207.50	0.49103797	\$7,467.46	\$492.40	\$7,247.64
24	4019031	3200	\$0.00		\$0.00	\$0.00	\$0.00
24	4019032	3200	\$0.00		\$0.00	\$0.00	\$0.00
24	4019033	3200	\$11,648.92	0.97692147	\$11,380.08	\$0.00	\$268.84
24	4019033	7500	\$26,472.40	1.01015548	\$26,741.24	\$0.00	(\$268.84)
24	4019034	3200	\$473,072.87	0.91154369	\$431,226.59	\$3,014.26	\$38,832.02
24	4519012	2900	\$48,355.33	0	\$0.00	\$0.00	\$48,355.33
24	4679021	2100	\$0.00		\$0.00	\$0.00	\$0.00
24	4999014	2100	\$31,473.68	0.94070982	\$29,607.60	\$0.00	\$1,866.08
24	4999019	2400	\$10,086.41	0.66694295	\$6,727.06	\$0.00	\$3,359.35
24	4999224	2200	\$27,192.06	0.06026575	\$1,638.75	\$3,361.25	\$22,192.06
24	5079022	1100	\$33,751.12	0.96871511	\$32,695.22	\$0.00	\$1,055.90
24	5079022	1900	\$0.00		\$0.00	\$0.00	\$0.00
24	5079022	2100	(\$134.34)	1	(\$134.34)	\$0.00	\$0.00
24	5079022	2700	\$360,463.31	1	\$360,463.31	\$0.00	\$0.00
24	5079022	7400	\$1,015,100.00	1	\$1,015,100.00	\$0.00	\$0.00
24	5079023	1100	\$617,452.38	0.22999345	\$142,010.00	\$342,550.00	\$132,892.38
24	5079023	2700	\$166,118.00	0	\$0.00	\$121,958.00	\$44,160.00
24	5079024	1100	\$346,221.05	0.62398014	\$216,035.06	\$130,185.90	\$0.09
24	5079024	1900	\$8,379.93	1.14173746	\$9,567.68	\$0.00	(\$1,187.75)
24	5079024	2700	\$930,000.00	0.44107376	\$410,198.60	\$489,088.00	\$30,713.40
24	5079121	1100	\$244,955.00	0.99632586	\$244,055.00	\$0.00	\$900.00
24	5079121	1900	(\$1,095.38)	0	\$0.00	\$0.00	(\$1,095.38)
24	5079121	1900	\$0.00		(\$237.67)	\$0.00	\$237.67
24	5079121	2200	(\$2,165.01)	0.1026277	(\$222.19)	\$0.00	(\$1,942.82)
24	5079121	2700	\$16,256.25	1	\$16,256.25	\$0.00	\$0.00
24	5079121	7400	\$1,000.00	1	\$1,000.00	\$0.00	\$0.00
24	5169022	1200	\$0.00		\$0.00	\$0.00	\$0.00
24	5169022	2400	\$0.00		\$0.00	\$0.00	\$0.00
24	5169022	2400	\$0.00		\$0.00	\$0.00	\$0.00
24	5169023	1200	\$26,217.03	1	\$26,217.03	\$0.00	\$0.00
24	5169023	1200	\$17,478.00	1	\$17,478.00	\$0.00	\$0.00
24	5169023	1200	\$5,915.59	1	\$5,915.59	\$0.00	\$0.00
24	5169023	1200	\$0.00		\$0.00	\$0.00	\$0.00
24	5169023	2100	\$0.00		\$0.00	\$0.00	\$0.00
24	5169023	2100	\$6,327.38	1	\$6,327.38	\$0.00	\$0.00
24	5169023	2100	\$3,815.26	1	\$3,815.26	\$0.00	\$0.00

Fiscal Year	Fund - Expledger	Function First Two Digits	Fiscal Year Budgeted Amount	% Expensed	Fiscal Year Expense Amount	Fiscal Year Encumbrance Amount	Balance
24	5169023	2100	\$0.00		\$0.00	\$0.00	\$0.00
24	5169023	2200	(\$399.45)	1	(\$399.45)	\$0.00	\$0.00
24	5169023	2400	\$1,712.92	1	\$1,712.92	\$0.00	\$0.00
24	5169023	2400	(\$414.44)	1	(\$414.44)	\$0.00	\$0.00
24	5169023	7400	\$283,550.00	1	\$283,550.00	\$0.00	\$0.00
24	5169024	1200	\$473,298.11	0.95852094	\$453,666.15	\$0.00	\$19,631.96
24	5169024	1200	\$476,523.77	0.70195974	\$334,500.50	\$0.00	\$142,023.27
24	5169024	1200	\$127,199.92	0.92768808	\$118,001.85	\$0.00	\$9,198.07
24	5169024	1200	\$16,365.36	0.08301131	\$1,358.51	\$13,641.49	\$1,365.36
24	5169024	2100	\$0.00		\$0.00	\$0.00	\$0.00
24	5169024	2100	\$291,064.61	0.84120533	\$244,845.10	\$0.00	\$46,219.51
24	5169024	2100	\$196,926.06	0.71819855	\$141,432.01	\$153.17	\$55,340.88
24	5169024	2100	\$18,480.00	0	\$0.00	\$18,480.00	\$0.00
24	5169024	2200	\$75,000.00	0.6628	\$49,710.00	\$0.00	\$25,290.00
24	5169024	2400	\$62,120.99	1.00377843	\$62,355.71	\$0.00	(\$234.72)
24	5169024	2400	\$0.00		\$0.00	\$0.00	\$0.00
24	5169024	3200	\$57,897.99	0.97796193	\$56,622.03	\$720.74	\$555.22
24	5169025	1200	\$0.00		\$0.00	\$0.00	\$0.00
24	5169025	1200	\$0.00		\$0.00	\$0.00	\$0.00
24	5169025	1200	\$0.00		\$0.00	\$0.00	\$0.00
24	5169025	1200	\$0.00		\$0.00	\$0.00	\$0.00
24	5169025	2100	\$0.00		\$0.00	\$0.00	\$0.00
24	5169025	2100	\$0.00		\$0.00	\$0.00	\$0.00
24	5169025	2100	\$0.00		\$0.00	\$0.00	\$0.00
24	5169025	2200	\$0.00		\$0.00	\$0.00	\$0.00
24	5169025	3200	\$0.00		\$0.00	\$0.00	\$0.00
24	5169122	1200	\$0.00		\$0.00	\$0.00	\$0.00
24	5169122	3200	\$0.00		\$0.00	\$0.00	\$0.00
24	5169123	1200	\$0.00		\$0.00	\$0.00	\$0.00
24	5169123	2100	\$0.00		\$0.00	\$0.00	\$0.00
24	5169123	2100	\$0.00		\$0.00	\$0.00	\$0.00
24	5169123	3200	\$0.00		\$0.00	\$0.00	\$0.00
24	5169123	7400	\$196,400.00	1	\$196,400.00	\$0.00	\$0.00
24	5519123	1200	\$2,941.43	0	\$0.00	\$0.00	\$2,941.43
24	5519123	7400	\$1,902.47	1	\$1,902.47	\$0.00	\$0.00
24	5519124	1200	\$8,086.21	0.91010374	\$7,359.29	\$726.92	\$0.00
24	5729023	1200	\$33,750.31	1	\$33,750.31	\$0.00	\$0.00
24	5729023	3200	\$186.58	1	\$186.58	\$0.00	\$0.00
24	5729023	7400	\$103,950.00	1	\$103,950.00	\$0.00	\$0.00
24	5729024	1200	\$588,931.14	0.85027941	\$500,756.02	\$0.00	\$88,175.12
24	5729024	3200	\$5,650.79	0.84523226	\$4,776.23	\$737.43	\$137.13
24	5729122	1100	\$0.00		\$0.00	\$0.00	\$0.00
24	5729123	1100	\$123,862.49	0.17825267	\$22,078.82	\$0.00	\$101,783.67
24	5729123	7400	\$9,725.00	1	\$9,725.00	\$0.00	\$0.00
24	5729124	1100	\$144,038.17	0.19772453	\$28,479.88	\$33,183.80	\$82,374.49
24	5849023	1100	\$4,572.66	0.09726286	\$444.75	\$0.00	\$4,127.91
24	5849023	2200	\$0.00		(\$591.92)	\$0.00	\$591.92
24	5849023	7400	\$3,700.00	1	\$3,700.00	\$0.00	\$0.00
24	5849024	2200	\$48,554.04	0.79459526	\$38,580.81	\$3,415.20	\$6,558.03
24	5849024	3200	\$4,386.18	0.54857758	\$2,406.16	\$1,980.02	\$0.00
24	5879023	1200	\$2,151.85	1	\$2,151.85	\$0.00	\$0.00
24	5879023	7400	\$12,200.00	1	\$12,200.00	\$0.00	\$0.00
24	5879024	1200	\$44,105.54	0.84314079	\$37,187.18	\$157.12	\$6,761.24
24	5879123	1200	\$3,132.80	0.95515513	\$2,992.31	\$0.00	\$140.49
24	5909022	2200	\$0.00		\$812.45	\$0.00	(\$812.45)
24	5909023	2200	\$6,717.67	1	\$6,717.67	\$0.00	\$0.00
24	5909023	3200	\$5,958.55	1	\$5,958.55	\$0.00	\$0.00
24	5909023	7400	\$21,250.00	1	\$21,250.00	\$0.00	\$0.00
24	5909024	2200	\$151,882.40	0.78536565	\$119,283.22	\$4,907.46	\$27,691.72
24	5909024	3200	\$14,886.07	0.8045945	\$11,977.25	\$2,710.88	\$197.94
24	5999022	3100	\$0.00		\$0.00	\$0.00	\$0.00
24	5999023	2700	\$152,521.48	0.77720843	\$118,540.98	\$33,990.50	(\$10.00)
		TOTALS	\$140,433,390.23				

Actual vs. Trend Revenues - Operating Funds



Actual vs. Trend Expenses - Operating Funds



# GENERAL FUND-TRUE DAYS CASH

Includes Substitute Levy

