

Medina City Schools

Forecast Fund Analysis

June 30, 2025

	2024-2025 Original Estimate (1)	Y-T-D Actual July 2024 - June 2025 (2)	Percent	Variance (3)
Beginning Balance - July 1, 2024		33,660,259.80		0.00
General Fund	22,341,858.69			
Other Funds - Substitute Levy	11,318,401.11			
Revenue	<u>85,196,807.00</u>	<u>107,410,496.76</u>	<u>126.1%</u>	<u>-22,213,689.76</u>
	85,196,807.00	107,410,496.76		-22,213,689.76
Expenditures	91,785,907.00	99,881,710.54	108.8%	-8,095,803.54
Encumbrance	851,800.00	1,833,444.39		-981,644.39
	<u>92,637,707.00</u>	<u>101,715,154.93</u>		<u>-9,077,447.93</u>
Ending Balance - June 30, 2025	26,219,359.80	39,355,601.63		-13,136,241.83

Original Estimate revenue, expenditure and encumbrance taken from May 2024 five-year forecast
Includes May 2018 Substitute Levy

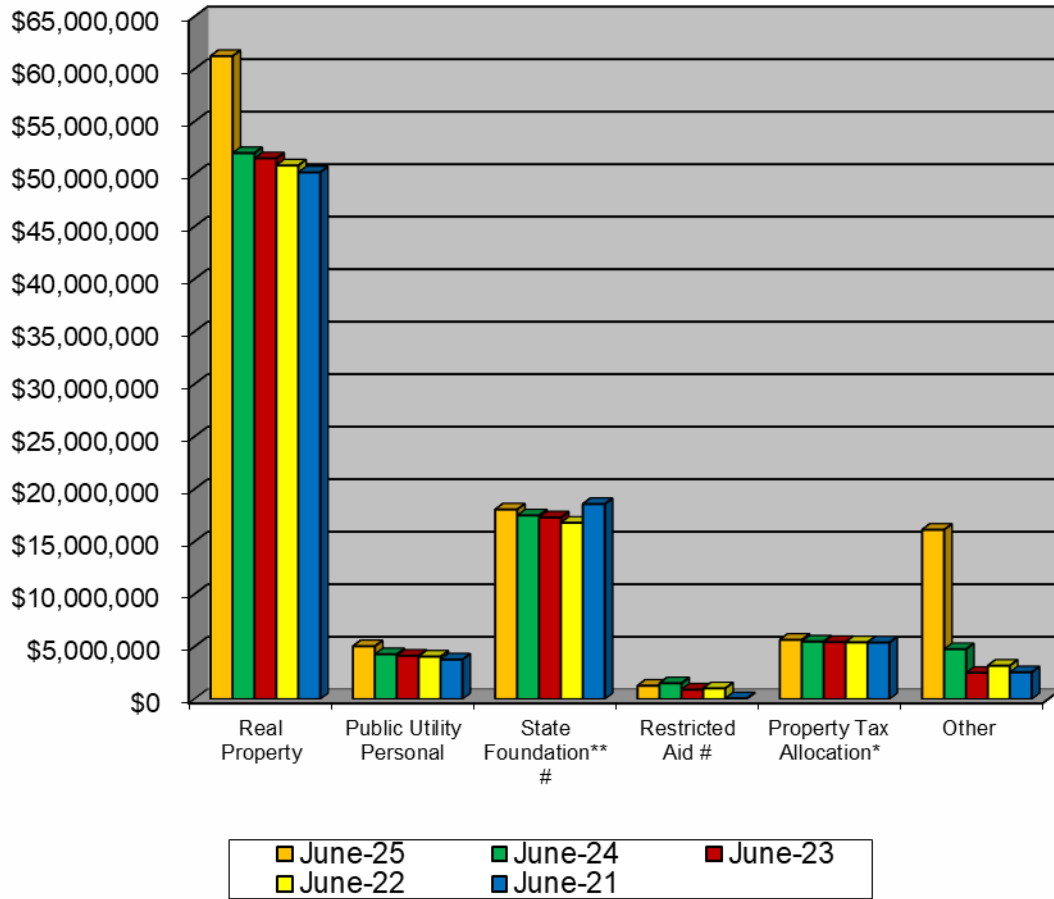
Forecast Funds Summary

June 2025

Revenues

1. Real Property Taxes – Total Real Property Taxes received from the beginning of the fiscal year until June 30, 2025 is \$61,233,435.54. This is an increase of 17.7% above last year's taxes received at this time. \$-0- was collected in June.
2. Public Utility Personal Property Taxes – Total Public Utility Personal Property Taxes received from the beginning of the fiscal year until June 30, 2025 is \$5,044,293.22. These monies are distributed upon settlement from the County Auditor. This amount is listed in a separate line for State and five-year forecasting purposes. \$-0- had been transferred from Real Property Taxes in June.
3. State Foundation – State Foundation monies received from the State of Ohio from the beginning of the fiscal year until June 30, 2025 total \$18,063,315.01. This is an increase of 3.2% above last year's foundation money received at this time. \$1,436,098.58 was collected in June and includes the last payment of the year from Casino Revenue totaling \$401,177.14 for the fiscal year.
4. Restricted Aid – Restricted Aid monies are for Career Tech funding and Economically Disadvantaged Students. We have added e-Rate funding as well because these funds are restrictive to technology. Monies received from the beginning of the fiscal year until June 30, 2025 total \$1,282,756.47. \$377,540.10 was collected in June.
5. Homestead and Rollback – Monies received from the State of Ohio from the beginning of the fiscal year until June 30, 2025 total \$5,651,618.16. \$2,927,672.29 was collected in June. Receipts are based upon the real property taxes collected and Homestead filings with the County Auditor.
6. Other – Other monies received from the beginning of the fiscal year until June 30, 2025 total \$16,135,078.36. This is an increase of 238.9% above last year at this time. \$10,483,460.20 was collected in June. Approved transfers (\$10,562,778.77) within the forecasted funds accounted for this large increase.

Forecast Fund Revenue



	June-25	June-24	June-23	June-22	June-21		Current Forecast
Real Property	\$61,233,436	\$51,997,996	\$51,501,614	\$50,818,509	\$50,162,687	#	\$61,127,346
Public Utility Personal	\$5,044,293	\$4,278,431	\$4,137,682	\$4,054,762	\$3,774,750	#	\$4,615,511
State Foundation** #	\$18,063,315	\$17,497,910	\$17,301,115	\$16,793,991	\$18,583,359	#	\$17,794,718
Restricted Aid #	\$1,282,756	\$1,512,986	\$910,654	\$1,026,586	\$82,859	#	\$851,390
Property Tax Allocation*	\$5,651,618	\$5,490,690	\$5,433,348	\$5,414,668	\$5,390,620	#	\$5,601,147
Other	\$16,135,078	\$4,761,003	\$2,505,699	\$3,189,122	\$2,561,414	#	\$4,101,921
Total	\$107,410,497	\$85,539,016	\$81,790,112	\$81,297,638	\$80,555,689	#	\$94,092,033
State %	23.3%	28.6%	28.9%	28.6%	29.9%		

* Includes Homestead/Rollback, Tangible Personal Property Tax Fixed Rate Loss Reimbursement and Electric Deregulation.

** Includes Casino Revenue in State Foundation beginning January 2013 and Economic Disadvantaged Funding in November 2013.

Encompasses the Fair School Funding Plan as of January 2022

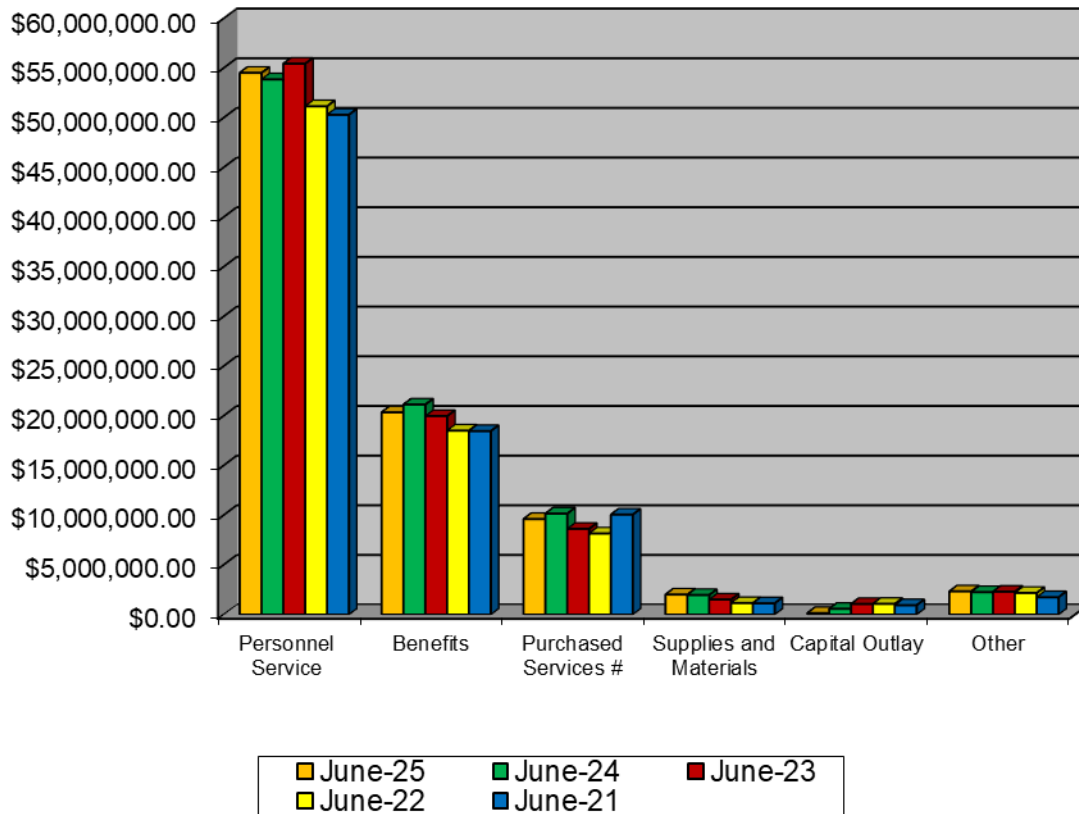
Forecast Funds Summary

June 2025

Expenditures

1. Personnel Services– The costs for personnel services for the School District from the beginning of the fiscal year until June 30, 2025 was \$54,527,960.15. This was an increase of 1.2% above last year at this time. \$4,329,654.73 was spent in June. The current year has 26 pays as opposed 27 pays in the last fiscal year. This is 1.6% below 2022-2023, the last 26 pay fiscal year.
2. Benefits – The cost for benefits for the School District from the beginning of the fiscal year until June 30, 2025 was \$20,357,265.80. This was a decrease of 3.7% below last year at this time. \$1,700,667.36 was spent in June.
3. Purchased Services – The cost for purchased services for the district from the beginning of the fiscal year until June 30, 2025 total \$9,619,066.38. This was a 5.3% decrease below last year at this time. \$936,975.28 was spent in June.
4. Supplies and Materials – The cost for supplies and materials for the district from the beginning of the fiscal year until June 30, 2025 total \$2,016,769.22. This was a 2.2% increase above last year at this time. \$112,713.44 was spent in June.
5. Capital Outlay – The cost for capital outlay for the district from the beginning of the fiscal year until June 30, 2025 total \$152,371.44. This was a 73.6% decrease below last year at this time. \$8,374.74 was spent in June
6. Other – The cost of other expenditures excluding transfers for the district was \$2,333,676.06 for the fiscal year until June 30, 2025. This was a 3.2% increase above last year at this time. \$75,471.61 was spent in June.

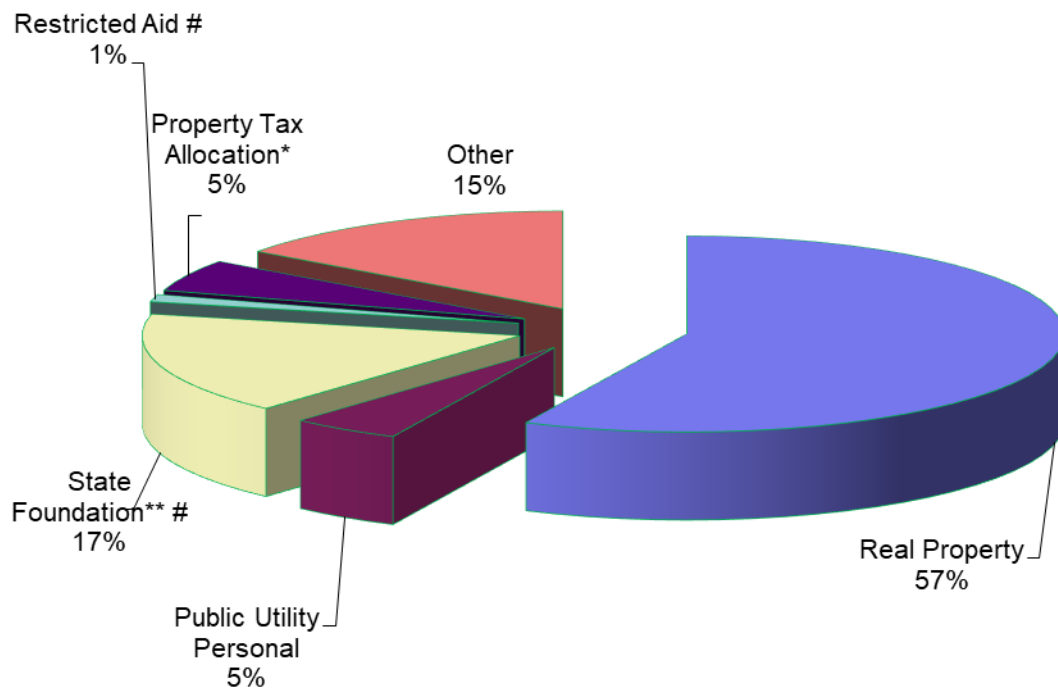
Forecast Fund Expenditures



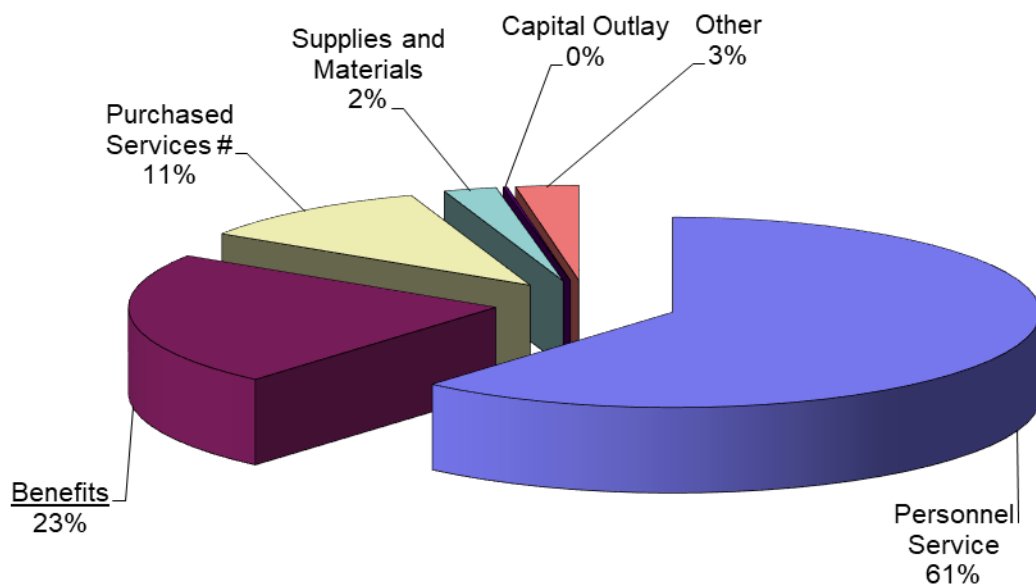
	June-25	June-24	June-23	June-22	June-21	Current Forecast
Personnel Service	\$54,527,960	\$53,876,125	\$55,451,873	\$51,167,885	\$50,311,000	\$55,063,639
Benefits	\$20,357,266	\$21,140,376	\$19,978,014	\$18,521,456	\$18,475,913	\$21,673,538
Purchased Services #	\$9,619,066	\$10,168,043	\$8,629,526	\$8,161,953	\$10,066,761	\$9,968,455
Supplies and Materials	\$2,016,769	\$1,972,270	\$1,512,405	\$1,157,838	\$1,135,522	\$2,113,895
Capital Outlay	\$152,371	\$577,205	\$1,066,559	\$1,077,242	\$943,830	\$582,941
Other	\$2,333,676	\$2,259,616	\$2,300,399	\$2,180,740	\$1,748,460	\$2,321,256
Transfers and Adv., Etc.	\$10,874,601	\$1,857,980	\$2,158,054	\$586,572	\$1,595,283	\$825,727
Other than Debt						
Total	\$99,881,711	\$91,851,615	\$91,096,831	\$82,853,686	\$84,276,769	\$92,549,451

Reduced with Fair School Funding Plan in January 2022

Current Forecast Fund Revenue



Current Forecast Fund Expenditures



	06/21/24	5/9/2025	5/23/2025	6/6/2025	6/20/2025	Last Payrun Variance
ADMIN	\$29,293.62	\$31,533.27	\$31,533.27	\$31,533.27	\$31,533.51	7.65%
CERT 12 MNTH- admin certified	\$40,480.73	\$43,035.13	\$43,035.13	\$43,035.13	\$43,035.13	6.31%
ASST PRINCIPAL	\$24,223.89	\$16,292.89	\$16,292.89	\$16,292.89	\$16,292.89	-32.74%
CERTIFIED 219- PRINCIPALS	\$72,063.09	\$68,274.56	\$68,329.36	\$68,329.36	\$68,329.36	-5.18%
PSYCHS	\$27,557.69	\$27,707.19	\$27,707.19	\$27,707.19	\$27,707.19	0.54%
TEACHERS	1,514,172.48	\$1,554,211.37	\$1,553,196.94	\$1,549,745.34	\$1,549,639.13	2.34%
CERTIFIED 204:	\$7,840.41	\$13,668.80	\$13,668.80	\$13,668.80	\$13,668.80	-13.54%
CERTIFIED 194:	\$7,969.45					
12 MONTH	130,322.67	\$136,348.11	\$135,560.65	\$134,340.09	\$134,340.09	3.08%
FOOD SERVICE	\$29,029.68	\$35,315.81	\$30,787.55	\$30,911.28	\$30,911.28	6.48%
TRANSPORTATION	\$45,233.07	\$46,331.24	\$46,331.24	\$46,331.24	\$46,331.24	2.43%
IPP	\$90,809.38	\$93,499.32	\$93,499.32	\$93,687.64	\$93,687.64	3.17%
SECRETARY	\$42,549.47	\$42,980.78	\$42,980.78	\$42,980.78	\$42,980.78	1.01%
MEDIA IPP	\$10,884.69	\$9,711.61	\$9,711.61	\$9,094.30	\$9,094.30	-16.45%
PREVENTION COORDINATORS	\$10,277.42	\$11,582.51	\$11,582.51	\$11,582.51	\$11,582.51	12.70%

Medina City School District

Sales Tax

Date	Sales Tax Description	Receipts	Expenditures	Balance
July 1, 2024	Beginning Balance (071) Sales Tax and (002-9012) Bond			\$4,633,927.93
July	Sales Tax Distribution	\$1,024,147.78		\$5,658,075.71
	Summer Roofing Project Consulting Services - Canavan		\$8,040.00	\$5,650,035.71
	Heritage Elementary Renovation Consulting		\$4,800.00	\$5,645,235.71
	Restroom Partitions Canavan		\$12,095.00	\$5,633,140.71
	Heritage Renovation		\$235,627.26	\$5,397,513.45
	Fleet Master Lease Agreement		\$9,013.24	\$5,388,500.21
August	Heritage Elementary Renovation Consulting		\$16,800.00	\$5,371,700.21
	Fenn Concrete Sidewalk Project		\$21,237.00	\$5,350,463.21
	Installation of Lighting at PAC		\$6,262.50	\$5,344,200.71
	Paint Reno Project - Garfield		\$759.93	\$5,343,440.78
	Sealcoat Double Application Northrop		\$2,552.00	\$5,340,888.78
	Roof Replacement Project MHS		\$58,370.83	\$5,282,517.95
	Paving Project Claggett, Northrop, and Heritage		\$33,686.52	\$5,248,831.43
	Lighting Fixture Replacement PAC		\$24,452.00	\$5,224,379.43
September	Heritage Elementary Renovation Consulting		\$16,800.00	\$5,207,579.43
	Roof Project 2023 Consulting Services MHS		\$5,043.00	\$5,202,536.43
	Roofing Project Summer 2023 Consulting Services Canavan		\$2,460.00	\$5,200,076.43
	Heritage Renovation		\$9,400.00	\$5,190,676.43
	Carpet Tiles and Installation Garfield		\$21,288.52	\$5,169,387.91
	Paint Reno Project		\$3,776.59	\$5,165,611.32
	Scoreboard Booster Payment		(\$30,487.20)	\$5,196,098.52
	Heritage Preschool Reno		\$4,215.66	\$5,191,882.86
	Roof Project 2023 MHS		\$30,635.00	\$5,161,247.86
	Roofing Project Summer 2023 Canavan		\$99,549.00	\$5,061,698.86
October	Sales Tax Distribution	\$1,134,639.28		\$6,196,338.14
	Heritage Elementary Renovation Consulting		\$4,800.00	\$6,191,538.14
	Summer Roofing Project Consulting Services - Canavan		\$1,500.00	\$6,190,038.14
	Security System - Preschool		\$1,050.00	\$6,188,988.14
	Roofing Project Summer 2023 Canavan		\$13,551.00	\$6,175,437.14
	Heritage Renovation		\$715,085.30	\$5,460,351.84
	Scoreboard Booster Payment		(\$27,231.47)	\$5,487,583.31
	Fleet Master Lease Agreement		\$6,338.65	\$5,481,244.66
November	Cop's Principle and Interest		\$1,390,999.82	\$4,090,244.84
	Heritage Elementary Renovation Consulting		\$4,800.00	\$4,085,444.84
	Air Handler Modification - Canavan		\$6,775.00	\$4,078,669.84
	Fabricate Stairs - Garfield		\$6,600.00	\$4,072,069.84
	Fleet Master Lease Agreement		\$9,081.18	\$4,062,988.66
December	Burglar Alarms - District		\$4,807.94	\$4,058,180.72
	Brick Masonry & Flashing Removal and Reinstall - MHS		\$2,500.00	\$4,055,680.72
	Fleet Master Lease Agreement		\$20,186.36	\$4,035,494.36
January 2025	Sales Tax Distribution	\$1,048,426.08		\$5,083,920.44
	Chiller Repairs at MHS		\$27,086.87	\$5,056,833.57
	Heritage Renovation		\$157,057.35	\$4,899,776.22
	Fleet Master Lease Agreement		\$20,427.44	\$4,879,348.78
	72 Passenger School Buses		\$592,485.00	\$4,286,863.78
February	Transfer to 003-9001		\$423,617.20	\$3,863,246.58
March	N/A			\$3,863,246.58
April	Sales Tax Distribution	\$1,163,357.59		\$5,026,604.17
	Roofing Projects Summer 2025 - Consulting		\$17,791.00	\$5,008,813.17
	Restroom Partitions and Install - Blake		\$9,200.00	\$4,999,613.17
	Fleet Master Lease Agreement		\$8,278.77	\$4,991,334.40
May	Cop's Interest		\$330,318.75	\$4,661,015.65
	Install Doors at Claggett and Blake		\$9,800.00	\$4,651,215.65
	Hot Water Tank and Install at Canavan		\$4,611.77	\$4,646,603.88
	Fleet Master Lease Agreement		\$10,506.87	\$4,636,097.01
June	Roofing Projects Summer 2025 - Consulting		\$2,047.00	\$4,634,050.01
	Fence Repairs and Installation plus Gate Ken Dukes Stadium		\$7,662.50	\$4,626,387.51
	Replace Two Fuel Dispensers and Hoses		\$22,870.39	\$4,603,517.12
	MHS Track Reconstruction Project		\$77,360.00	\$4,526,157.12
	Fleet Master Lease Agreement		\$10,488.37	\$4,515,668.75
	Transfer to PI Turf		\$50,000.00	\$4,465,668.75
	Fiscal Year Totals	\$3,207,213.14	\$3,977,894.49	

Medina City School District
Recreation Center

Date	Description	District Revenue	District Expenses	City Reimbursements	Total Balance
July 1, 2024	Beginning Balance (003-9001)				\$ (53,485.62)
July	Batting Cage		\$18,000.00		\$ (71,485.62)
	Door Frames for Family Changing		\$6,200.00		\$ (77,685.62)
	Batting Cage			\$9,000.00	\$ (68,685.62)
	Lighting Controls Replacement		\$78,042.00		\$ (146,727.62)
August	Door Frames for Family Changing			\$3,100.00	\$ (143,627.62)
	Lighting Controls Replacement			\$39,021.00	\$ (104,606.62)
September	N/A			\$0.00	\$ (104,606.62)
October	Lighting Fixture Replacement		\$3,443.75		\$ (108,050.37)
November	Lighting Fixture Replacement			\$1,721.87	\$ (106,328.50)
December	Valves for Pool Repair		\$4,001.68		\$ (110,330.18)
January 2025	Transfer from 001	\$140,000.00			\$ 29,669.82
	Valves for Pool Repair			\$2,000.84	\$ 31,670.66
	Entrance System Replacement		\$6,619.50		\$ 25,051.16
	Touchpads and Wiring for Pool		\$16,470.00		\$ 8,581.16
February	Transfer from 071-9013	\$423,617.20			\$ 432,198.36
	Entrance System Replacement			\$3,309.75	\$ 435,508.11
	Touchpads and Wiring for Pool			\$8,235.00	\$ 443,743.11
March	N/A				\$ 443,743.11
April	Consulting Services - Roofing		\$15,643.00		\$ 428,100.11
	Valves for Repairs to SPA		\$3,081.03		\$ 425,019.08
	Valves for Repairs to SPA			\$1,540.51	\$ 426,559.59
May	Batting Cage Winch Replacement Parts		\$5,500.00		\$ 421,059.59
June	Consulting Services - Roofing		\$1,980.00		\$ 419,079.59
	Batting Cage Winch Replacement Parts			\$2,750.00	\$ 421,829.59
	AED Kit with Waterproof Case and Lock		\$2,298.03		\$ 419,531.56
Total Revenues, Expenditures and Reimbursements		\$ 563,617.20	\$ 161,278.99	\$ 70,678.97	

Medina City Schools

JUNE**MONTH END BANK ACCOUNT BALANCES:**

OPERATING ACCOUNT - HUNTINGTON	\$ 1,214,372.63
FLEX ACCOUNT - HUNTINGTON	\$ 85,721.59
WORKERS COMP (ZBA) - HUNTINGTON	\$ -
WESTFIELD BANK	\$ 13,434.65
WESTFIELD BANK COMMERCIAL CHECKING	\$ 2,613,610.62
STAR OHIO - GENERAL	\$16,873,795.56
JP Morgan / Metlife Claims	\$ 10,105.87
RED TREE INVESTMENTS - GENERAL	\$19,536,303.32
MULTISECURITIES FIXED	\$ 9,872,000.00
MULTISECURITIES CASH FUND DEPOSITS	\$ 23.16
5/3RD BANK	\$ 7,331,101.60
T. ROWE PRICE Hoffman-Collins	\$ 314,856.57
DWS -Hoffman- Collins	\$ 599,649.86
DWS - Bushman	\$ 9,681.82
Kanehl Stocks	\$ 3,117.12

TOTAL BANK BALANCES	\$58,477,774.37
----------------------------	------------------------

PETTY CASH/CHANGE FUND:

PETTY CASH	\$ -
TOTAL PETTY CASH/CHANGE FUND	\$ -

DEPOSITS IN TRANSIT:

TOTAL DEPOSITS IN TRANSIT	\$ -
----------------------------------	-------------

OUTSTANDING CHECKS:

OPERATING ACCOUNT - HUNTINGTON:	
CHECKS	(136,093.09)
EFT-MEMO CKS	-
Workers Comp Outstanding Checks	(32.73)
Flex Outstanding Checks	(715.13)
PAYROLL ACCOUNT - HUNTINGTON:	
Payroll Deduction Checks	(865.34)
Payroll Electronic Payments	-

TOTAL OUTSTANDING CHECKS	\$ (137,706.29)
---------------------------------	------------------------

MISCELLANEOUS ADJUSTMENTS:*LIABILITY BALANCES:**MBS Deposit in Transit*

<i>ADJUSTMENTS IN TRANSIT</i>	<i>(71,562.90)</i>
-------------------------------	--------------------

TOTAL LIABILITIES ADJUSTMENTS	\$ (71,562.90)
--------------------------------------	-----------------------

TOTAL BANK BALANCE	\$58,268,505.18
---------------------------	------------------------

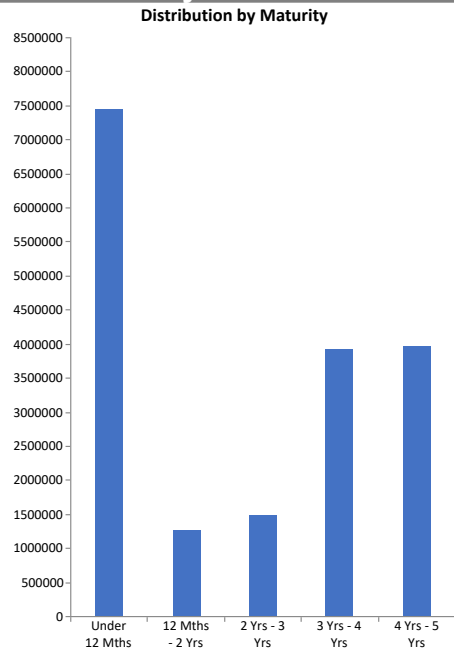
PER FINSUM (eFP)	\$58,268,505.18
-------------------------	------------------------

Difference	\$ (0.00)
-------------------	------------------

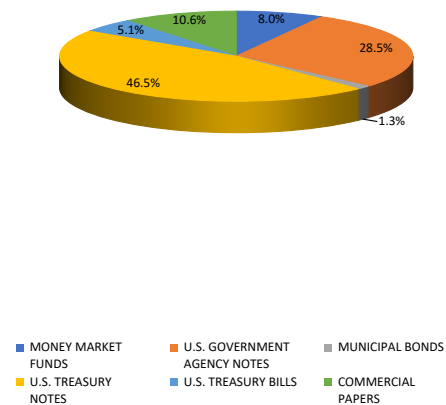
Monthly Investment Summary
Medina City School District
US Bank Custodian Acct Ending x70982
 June 30, 2025

Monthly Cash Flow Activity		Market Value Summary				
From 05-31-25 through 06-30-25		Security Type	Market Value	Pct. Assets	Avg Yield at Cost	Wght Avg Mat
Beginning Book Value	19,421,112.28	Money Market Fund				
Contributions	0.00	MONEY MARKET FUNDS	1,577,626.47	8.0	4.20	0.00
Withdrawals	0.00	Fixed Income				
Realized Gains/Losses	15,186.87	MUNICIPAL BONDS	255,552.50	1.3	1.42	1.35
Gross Interest Earnings	100,004.17	U.S. GOVERNMENT AGENCY NOTES	5,595,304.48	28.4	3.23	2.40
Ending Book Value	19,536,303.32	U.S. TREASURY BILLS	993,013.42	5.0	4.36	0.16
		U.S. TREASURY NOTES	9,111,033.69	46.2	4.12	2.25
		Accrued Interest	97,413.35	0.5		
		Commercial Paper				
		COMMERCIAL PAPERS	2,070,221.80	10.5	4.39	0.32
		Accrued Interest	0.00	0.0		
		TOTAL PORTFOLIO	19,700,165.71	100.0	3.88	1.79

Maturity Distribution



Security Type Allocation



Disclosures:

RedTree's internal accounting system is used as the source of the market value of this account. Although obtained from a source believed to be reliable, we cannot guarantee its accuracy. You should review all account statements provided by the custodian and compare with the statements provided by RedTree.

Questions? Call 888.596.2293 or email info@redtreeinv.com

Portfolio Holdings Report
Medina City School District
US Bank Custodian Acct Ending x70982
June 30, 2025

Quantity	Cusip	Security Description	Moody's	S&P	Cost Basis	Market Value	Yield at Cost	Wtd Maturity	Purchase Date
U.S. GOVERNMENT AGENCY NOTES									
800,000	3134GXDM3	Federal Home Ln Mtg 0.620% Due 12-01-25	Aa1	AA+	799,400.00	787,954.62	0.64	0.41	12-02-20
380,000	3134GXHD9	Federal Home Ln Mtg 0.700% Due 12-23-25	Aa1	AA+	380,000.00	373,639.81	0.70	0.47	12-23-20
500,000	3130AKZ25	Federal Home Ln Bank 0.650% Due 02-26-26	Aa1	AA+	500,000.00	488,513.21	0.65	0.64	02-26-21
500,000	3135GAVJ7	Federal Natl Mtg Assoc 3.375% Due 09-30-26	Aa1	AA+	496,925.00	495,936.82	3.70	1.20	09-30-24
200,000	3133EPWK7	Federal Farm Credit Bank 4.500% Due 09-22-28	Aa1	AA+	198,250.20	204,275.16	4.70	2.95	09-29-23
800,000	3133ERHN4	Federal Farm Credit Bank 4.250% Due 10-20-28	Aa1	AA+	795,080.00	810,033.26	4.41	3.04	06-27-24
725,000	3133EPZN8	Federal Farm Credit Bank 5.000% Due 10-24-28	Aa1	AA+	724,463.50	750,817.02	5.02	3.02	10-24-23
800,000	3133ERSP7	Federal Farm Credit Bank 3.500% Due 09-10-29	Aa1	AA+	799,546.40	786,636.26	3.51	3.82	09-19-24
500,000	3135GAY39	Federal Natl Mtg Assoc 5.000% Due 10-30-29	Aa1	AA+	500,000.00	499,366.16	5.00	3.82	10-30-24
395,000	3133ETKQ9	Federal Farm Credit Bank 4.000% Due 06-10-30	Aa1	AA+	393,919.53	398,132.18	4.06	4.44	06-10-25
Accrued Interest						35,584.74			
					5,587,584.63	5,630,889.21	3.23	2.40	
MUNICIPAL BONDS									
250,000	668180CW0	Northwestern LSD, OH GO 5.820% Due 12-01-26	Aa2		304,310.00	255,552.50	1.42	1.35	10-12-21
Accrued Interest						1,212.50			
					304,310.00	256,765.00	1.42	1.35	
U.S. TREASURY NOTES									
1,500,000	91282CAJ0	US Treasury Note 0.250% Due 08-31-25	Aa1	AA+	1,489,160.16	1,489,497.08	4.37	0.17	06-27-25
1,250,000	91282CAM3	US Treasury Note 0.250% Due 09-30-25	Aa1	AA+	1,216,845.70	1,237,536.63	4.29	0.25	01-27-25
500,000	91282CHM6	US Treasury Note 4.500% Due 07-15-26	Aa1	AA+	499,003.91	502,607.42	4.59	0.99	02-29-24
500,000	91282CGT2	US Treasury Note 3.625% Due 03-31-28	Aa1	AA+	497,617.19	499,062.50	3.77	2.57	10-07-24
500,000	91282CHA2	US Treasury Note 3.500% Due 04-30-28	Aa1	AA+	495,332.03	497,226.56	3.78	2.66	10-07-24
500,000	91282CHE4	US Treasury Note 3.625% Due 05-31-28	Aa1	AA+	497,246.10	498,867.19	3.79	2.74	10-07-24
500,000	91282CHQ7	US Treasury Note 4.125% Due 07-31-28	Aa1	AA+	495,429.69	505,957.03	4.35	2.83	02-29-24
420,000	9128285M8	US Treasury Note 3.125% Due 11-15-28	Aa1	AA+	412,732.03	412,125.00	3.58	3.16	10-03-24
380,000	91282CJN2	US Treasury Note 4.375% Due 11-30-28	Aa1	AA+	379,940.63	387,867.19	4.38	3.15	06-28-24
500,000	91282CKD2	US Treasury Note 4.250% Due 02-28-29	Aa1	AA+	498,554.69	508,730.47	4.31	3.33	02-29-24

Disclosures:

RedTree's internal accounting system is used as the source of the market value of this account. Although obtained from a source believed to be reliable, we cannot guarantee its accuracy. You should review all account statements provided by the custodian and compare with the statements provided by RedTree.

Questions? Call 888.596.2293 or email info@redtreeinv.com

Portfolio Holdings Report
Medina City School District
US Bank Custodian Acct Ending x70982
 June 30, 2025

Quantity	Cusip	Security Description	Moody's	S&P	Cost Basis	Market Value	Yield at Cost	Wtd Maturity	Purchase Date
300,000	91282CKP5	US Treasury Note 4.625% Due 04-30-29	Aa1	AA+	299,582.77	309,339.84	4.66	3.47	04-30-24
400,000	91282CEV9	US Treasury Note 3.250% Due 06-30-29	Aa1	AA+	392,281.25	392,640.62	3.69	3.71	08-30-24
470,000	91282CLK5	US Treasury Note 3.625% Due 08-31-29	Aa1	AA+	466,585.16	467,594.92	3.79	3.79	10-07-24
595,000	91282CLN9	US Treasury Note 3.500% Due 09-30-29	Aa1	AA+	593,837.04	588,864.06	3.54	3.88	09-30-24
500,000	91282CMA6	US Treasury Note 4.125% Due 11-30-29	Aa1	AA+	499,667.97	507,246.10	4.14	4.00	12-02-24
300,000	91282CMG3	US Treasury Note 4.250% Due 01-31-30	Aa1	AA+	298,828.13	305,871.09	4.34	4.07	02-11-25
Accrued Interest						60,616.11			
					9,032,644.45	9,171,649.81	4.12	2.25	
U.S. TREASURY BILLS									
1,000,000	912797PQ4	US Treasury Bill 0.000% Due 08-28-25			992,907.71	993,013.42	4.36	0.16	06-30-25
Accrued Interest						0.00			
					992,907.71	993,013.42	4.36	0.16	
COMMERCIAL PAPER									
500,000	79584RWB0	Salvation Army 0.000% Due 09-11-25	P-1	A-1	488,843.75	495,600.00	4.35	0.20	03-06-25
500,000	06054NX71	Bank of America 0.000% Due 10-07-25		A-1	487,662.36	493,924.50	4.32	0.27	03-10-25
500,000	63307LY70	National Bank CDA 0.000% Due 11-07-25	P-1	A-1	483,905.84	492,169.50	4.48	0.36	02-13-25
400,000	89233GYM2	Toyota Motor Credit 0.000% Due 11-21-25	P-1	A-1+	387,058.11	393,187.20	4.47	0.39	02-25-25
200,000	06369MAG8	BMO 0.000% Due 01-16-26	P-1	A-1	193,760.00	195,340.60	4.29	0.54	04-21-25
Accrued Interest						0.00			
					2,041,230.06	2,070,221.80	4.39	0.32	
MONEY MARKET FUND									
	USBMMF	First American Treasury Obligations Fund			1,577,626.47	1,577,626.47	4.20		
TOTAL PORTFOLIO					19,536,303.32	19,700,165.71	3.88	1.79	

Disclosures:

RedTree's internal accounting system is used as the source of the market value of this account. Although obtained from a source believed to be reliable, we cannot guarantee its accuracy. You should review all account statements provided by the custodian and compare with the statements provided by RedTree.

Questions? Call 888.596.2293 or email info@redtreeinv.com

Monthly Activity Reports
 Medina City School District
US Bank Custodian Acct Ending x70982
 From 06-01-25 Through 06-30-25

GROSS INTEREST INCOME

Ex-Date	Pay-Date	Security	Amount
U.S. GOVERNMENT AGENCY NOTES			
06-02-25	06-02-25	Federal Home Ln Mtg 0.620% Due 12-01-25	2,480.00
06-03-25	06-10-25	Federal Farm Credit Bank 4.000% Due 06-10-30	0.00
06-13-25	06-13-25	Federal Home Ln Bank 5.125% Due 06-13-25	6,406.25
06-23-25	06-23-25	Federal Home Ln Mtg 0.700% Due 12-23-25	1,330.00
06-30-25	06-30-25	Federal Home Ln Mtg 3.650% Due 06-30-25	18,250.00
			28,466.25
MUNICIPAL BONDS			
06-02-25	06-02-25	Northwestern LSD, OH GO 5.820% Due 12-01-26	7,275.00
U.S. TREASURY NOTES			
06-02-25	06-02-25	US Treasury Note 0.250% Due 05-31-25	1,925.00
06-02-25	06-02-25	US Treasury Note 3.625% Due 05-31-28	9,062.50
06-02-25	06-02-25	US Treasury Note 4.375% Due 11-30-28	8,312.50
06-02-25	06-02-25	US Treasury Note 4.125% Due 11-30-29	10,312.50
06-25-25	06-27-25	US Treasury Note 0.250% Due 08-31-25	-1,212.64
06-30-25	06-30-25	US Treasury Note 3.250% Due 06-30-29	6,500.00
			34,899.86
COMMERCIAL PAPER			
06-24-25	06-24-25	RBC 0.000% Due 06-24-25	0.00
06-24-25	06-24-25	RBC 0.000% Due 06-24-25	14,938.19
06-27-25	06-27-25	Toyota Motor Credit 0.000% Due 06-27-25	0.00
06-27-25	06-27-25	Toyota Motor Credit 0.000% Due 06-27-25	14,002.99
			28,941.18

Disclosures:

RedTree's internal accounting system is used as the source of the market value of this account. Although obtained from a source believed to be reliable, we cannot guarantee its accuracy. You should review all account statements provided by the custodian and compare with the statements provided by RedTree.

Questions? Call 888.596.2293 or email info@redtreeinv.com

Monthly Activity Reports
Medina City School District
US Bank Custodian Acct Ending x70982
From 06-01-25 Through 06-30-25

GROSS INTEREST INCOME

Ex-Date	Pay-Date	Security	Amount
MONEY MARKET FUND			
06-02-25	06-02-25	First American Treasury Obligations Fund	421.88
GROSS INCOME			100,004.17

Disclosures:

RedTree's internal accounting system is used as the source of the market value of this account. Although obtained from a source believed to be reliable, we cannot guarantee its accuracy. You should review all account statements provided by the custodian and compare with the statements provided by RedTree.

Questions? Call 888.596.2293 or email info@redtreeinv.com

Purchase and Sale
Medina City School District
US Bank Custodian Acct Ending x70982
 From 06-01-25 Through 06-30-25

Trade Date	Settle Date	Quantity	Security	Unit Price	Amount
PURCHASES					
06-03-2025	06-10-2025	395,000	Federal Farm Credit Bank 4.000% Due 06-10-30	99.73	393,919.53
06-26-2025	06-30-2025	1,000,000	US Treasury Bill 0.000% Due 08-28-25	99.29	992,907.71
06-25-2025	06-27-2025	1,500,000	US Treasury Note 0.250% Due 08-31-25	99.28	1,489,160.16
					2,875,987.40
SALES					
06-13-2025	06-13-2025	250,000	Federal Home Ln Bank 5.125% Due 06-13-25	100.00	250,000.00
06-30-2025	06-30-2025	1,000,000	Federal Home Ln Mtg 3.650% Due 06-30-25	100.00	1,000,000.00
06-24-2025	06-24-2025	500,000	RBC 0.000% Due 06-24-25	100.00	500,000.00
06-27-2025	06-27-2025	450,000	Toyota Motor Credit 0.000% Due 06-27-25	100.00	450,000.00
06-02-2025	06-02-2025	500,000	US Treasury Note 0.250% Due 05-31-25	100.00	500,000.00
06-02-2025	06-02-2025	440,000	US Treasury Note 0.250% Due 05-31-25	100.00	440,000.00
06-02-2025	06-02-2025	600,000	US Treasury Note 0.250% Due 05-31-25	100.00	600,000.00
					3,740,000.00

Disclosures:

RedTree's internal accounting system is used as the source of the market value of this account. Although obtained from a source believed to be reliable, we cannot guarantee its accuracy. You should review all account statements provided by the custodian and compare with the statements provided by RedTree.

Questions? Call 888.596.2293 or email info@redtreeinv.com

Realized Gains/Losses
Medina City School District
US Bank Custodian Acct Ending x70982
 From 06-01-25 Through 06-30-25

Open Date	Close Date	Quantity	Security	Cost Basis	Proceeds	Gain or Loss	
						Short Term	Long Term
10-31-2024	06-02-2025	500,000	US Treasury Note 0.250% Due 05-31-25	488,046.88	500,000.00	11,953.12	
04-29-2025	06-02-2025	440,000	US Treasury Note 0.250% Due 05-31-25	438,401.56	440,000.00	1,598.44	
05-20-2025	06-02-2025	600,000	US Treasury Note 0.250% Due 05-31-25	599,179.69	600,000.00	820.31	
08-24-2023	06-13-2025	250,000	Federal Home Ln Bank 5.125% Due 06-13-25	249,855.00	250,000.00		145.00
05-30-2025	06-30-2025	1,000,000	Federal Home Ln Mtg 3.650% Due 06-30-25	999,330.00	1,000,000.00	670.00	
TOTAL GAINS						15,041.87	145.00
TOTAL LOSSES						0.00	0.00
TOTAL REALIZED GAIN/LOSS				2,774,813.13	2,790,000.00	15,041.87	145.00

Disclosures:

RedTree's internal accounting system is used as the source of the market value of this account. Although obtained from a source believed to be reliable, we cannot guarantee its accuracy. You should review all account statements provided by the custodian and compare with the statements provided by RedTree.

Questions? Call 888.596.2293 or email info@redtreeinv.com



**Fifth Third
Securities**

Fifth Third Securities, Inc., member FINRA, SIPC

MD 1M0B2A
5050 Kingsley Drive
Cincinnati, OH 45263
800-837-3652

Brokerage Account Statement

June 1, 2025 - June 30, 2025
Account Number: [REDACTED]

MEDINA CITY SCHOOLS
739 WEYMOUTH RD
MEDINA OH 44256-2037

Portfolio at a Glance

	This Period	Year-to-Date
BEGINNING ACCOUNT VALUE	\$7,224,201.04	\$6,162,420.50
Net Cash Deposits and Withdrawals	-12,794.21	942,050.08
Adjusted Previous Account Value	7,211,406.83	7,104,470.58
Dividends, Interest and Other Income	12,693.52	52,196.00
Net Change in Portfolio¹	22,249.00	89,682.77
ENDING ACCOUNT VALUE	\$7,246,349.35	\$7,246,349.35
Accrued Interest	\$23,498.35	
Account Value with Accrued Interest	\$7,269,847.70	

¹ Net Change in Portfolio is the difference between the ending account value and beginning account value after activity.

Asset Summary

Percent	Asset Type	Last Period	This Period
1%	Cash, Money Funds, and Bank Deposits	20,364.04	20,263.35
99%	Fixed Income	7,203,837.00	7,226,086.00
100%	Account Total	\$7,224,201.04	\$7,246,349.35

Please review your allocation periodically with your Investment Executive.

Client Service Information

Your Investment Executive:
CARTER & SAVAGE

Client Service Information

Service Hours: Monday - Friday 08:00 a.m. - 05:00 p.m. (EST)
Client Service Telephone Number: (800) 837-3652
Web Site: WWW.53.COM



Your Account Information

TAX LOT DEFAULT DISPOSITION METHOD

Default Method for Mutual Funds: First In First Out
Default Method for Stocks in a Dividend Reinvestment Plan: First In First Out
Default Method for all Other Securities: First In First Out

BOND AMORTIZATION ELECTIONS

Amortize premium on taxable bonds based on Constant Yield Method: Yes
Accrual market discount method for all other bond types: Constant Yield Method
Include market discount in income annually: No

ELECTRONIC DELIVERY

Congratulations! All your documents are enrolled for electronic delivery.
Please log in to your account or contact your Investment Executive to make any changes to your electronic delivery preferences.

E-mail notifications are delivered to the following e-mail address(es):

chambersd@medinabees.org

gregorym@medinabees.org

*chambersd@medinabees.org is on file for these documents

Money Market Fund Detail

Date	Activity Type	Description	Amount	Balance
Sweep Money Market Fund				
FEDERATED HERMES GOVT OBLIG IS				
Current Yield: 4.17% Activity Ending: 06/30/25				
05/31/25	Opening Balance		20,364.04	20,364.04
06/03/25	Deposit	MONEY FUND PURCHASE	6,870.73	27,234.77
06/24/25	Deposit	MONEY FUND PURCHASE	5,625.00	32,859.77
06/30/25	Withdrawal	MONEY FUND REDEMPTION	-12,691.19	20,168.58
06/30/25	Deposit	INCOME REINVEST	94.77	20,263.35
06/30/25	Closing Balance			\$20,263.35
Total All Money Market Funds				\$20,263.35

Messages

PERSHING LLC (BNY PERSHING) ANNUAL DISCLOSURE OF IMPORTANT INFORMATION

BNY Pershing, as the custodian for your accounts, is required to disclose certain information to you on an annual basis. This document contains those disclosures.

TRADING ACTIVITY DISCLOSURES



**Fifth Third
Securities**

Fifth Third Securities, Inc., member FINRA, SIPC

MD 1M082A
5050 Kingsley Drive
Cincinnati, OH 45263
800-837-3652

June 1, 2025 - June 30, 2025
MEDINA CITY SCHOOLS

Messages (continued)

FOREIGN CURRENCY TRANSACTIONS

BNY Pershing will execute foreign currency transactions as principal for your account. BNY Pershing's compensation for such transactions is based on the difference between the prevailing Foreign Exchange Interbank market and the rate applied at the time of the trade. Each currency conversion rate applied by BNY Pershing will not exceed the highest interbank conversion rate identified from customary banking sources on the conversion date or prior business day, increased by up to 1%, unless a particular rate is required by applicable law. Some firms increase or decrease the currency conversion rate you are charged by BNY Pershing and such increase or decrease in the rate results in compensation to your firm. Conversion rates may differ from rates in effect on the date a dividend, interest payment or corporate action is credited or declared. Unless you instruct your firm otherwise, BNY Pershing automatically converts foreign currency to or from U.S. dollars for dividends, interest and corporate actions.

STOP ORDER ELECTION/TRIGGER

Equity odd-lot sales count toward consolidated and participant exchange volumes, but do not update the last-sale, open, close, high, or low price. Since odd-lot executions are not last-sale eligible, they will not trigger non-directed stop, stop-limit or trailing-stop orders routed to BNY Pershing for execution.

CONFIRMATION OF EXECUTIONS AND/OR CANCELLATIONS

Confirmations of executions and/or cancellation requests may be delayed, erroneous (e.g., due to computer system issues) or subject to further edits including cancellation by a market center. A customer is bound by the conditions of the actual order execution if consistent with the customer's order instructions. Further, requests to cancel an order are not guaranteed, and will only be cancelled if received and applied to the still unexecuted order at the relevant market center. Customers may not assume that any order has been executed or cancelled until the customer has received a transaction or cancellation confirmation from BNY Pershing. Even in the event such execution or cancellation is reported to a customer, any reporting or posting errors, including errors in reporting or posting execution prices or cancellations, may be corrected to reflect what actually occurred in the marketplace. Note that during market hours, it is rarely possible to cancel a market order or a marketable limit order as such orders are subject to immediate execution.

BNY PERSHING'S IMPARTIAL LOTTERY PROCESS: PARTIAL CALLS

Information about BNY Pershing's impartial lottery process can be found at www.bny.com/pershing/us/en/disclosures. A printed copy of this information is available by calling (888) 367-2563, option 3 then option 5.

When a security is subject to a partial redemption, BNY Pershing has procedures to treat you fairly. When an issuer initiates a partial call of securities, the depository holding such securities (typically, the Depository Trust and Clearing Corporation, or DTCC) conducts an impartial, computerized lottery using an incremental random number technique to determine the allocation of called securities to participants for which it holds securities on deposit (including BNY Pershing). Because DTCC's lottery is random and impartial, participants may or may not receive an allocation of securities selected for redemption. BNY Pershing conducts a similar, computer-generated random lottery. The lottery determines the accounts that will be selected and the number of securities in the account that will be redeemed.

Allocations are based on the number of trading units held in the account. The probability of any trading unit held by an account being selected as called in a partial call is proportional to the total number of trading units held through BNY Pershing.

Once the lottery is complete, BNY Pershing notifies your firm which accounts have received an allocation. Securities registered in the client's name, either in transit or held in custody, are excluded from the BNY Pershing lottery process. BNY Pershing initiates the lottery process by identifying the accounts holding the called security, the total par value of the called securities held, and the trading unit of the security.



Messages (continued)

For example (unit of trade=\$25,000):

Client Account	Par Value	Number of Trading Units
ABC-123234	\$100,000	4
DEF-325465	\$75,000	3
EDR-567433	\$150,000	6
EGT-876574	\$50,000	2
EGT-888345	\$25,000	1
FRT-435234	\$25,000	1
FRT-658797	\$75,000	3

In brief, the allocation process involves the following steps:

- The number of trading units held in each account is identified.
- A sequential number is assigned to each trading unit (e.g., account EDR-567433 would be assigned six numbers).
- A random number is generated that will result in one of these trading units being the first unit in the selection process.
- Thereafter, the trading units participating in the allocation are based on an incremental random number technique until the number of trading units allocated to BNY Pershing is exhausted.

Additional Information

- The allocation of called securities is not made on a pro-rata basis. Therefore, it is possible that a client may receive a full or partial redemption of shares held. Conversely, it is also possible that a client may not have any securities selected for redemption.
- When a partial call is deemed favorable to the holders of the called security, BNY Pershing will exclude certain accounts from the lottery. Excluded accounts will include BNY Pershing's proprietary and employee accounts, as well as proprietary and employee accounts of your firm (if BNY Pershing carries and clears those accounts). No allocation will be made to these proprietary and employee accounts until all other client positions at BNY Pershing in such securities have been called. When a partial call is deemed unfavorable to holders of the called security, BNY Pershing will not exclude any accounts from the lottery.
- If the partial call is made at a price above the current market price as captured in BNY Pershing's price reporting system, BNY Pershing will generally categorize the partial call as one that is favorable to the holders of such security. If the partial call is made at a price that is equal to or below the current market price of the security as captured in BNY Pershing's price reporting system, BNY Pershing will generally categorize that call as one that is unfavorable to holders of the security.
- Clients have the right to withdraw uncalled, fully paid securities from BNY Pershing at any time prior to the cut-off date and time established by the issuer, transfer agent and/or depository with respect to the partial call. Clients also have the right to withdraw excess margin securities, provided that the client account is not subject to restriction under Regulation T or that such withdrawal will not cause an under-margined condition.
- Impartial lottery is conducted based on settled positions as of the close of business the day prior to the publication date.

OTHER SOURCES OF REVENUE TO BNY PERSHING

As a custodian, BNY Pershing receives compensation from third parties for the services it provides to support certain products, including but not limited to, mutual funds, 529 plans, money funds, bank deposit sweep products, annuities, alternative investments, and exchange traded funds (ETFs).



**Fifth Third
Securities**

Fifth Third Securities, Inc., member FINRA, SIPC

MD 1M0B2A
5050 Kingsley Drive
Cincinnati, OH 45263
800-837-3652

June 1, 2025 - June 30, 2025
MEDINA CITY SCHOOLS

Messages (continued)

PERSHING LLC (BNY PERSHING) ANNUAL DISCLOSURE OF IMPORTANT INFORMATION

BNY Pershing, as the custodian for your accounts, is required to disclose certain information to you on an annual basis. This document contains those disclosures.

TRADING ACTIVITY DISCLOSURES

CREDIT INTEREST AND CHECK DISBURSEMENT

Under certain conditions, BNY Pershing earns revenue based on free credit balances in client accounts. A small number of firms share in a portion of that revenue. In situations where you request a check disbursement from your account, BNY Pershing will continue to earn revenue based on the amount of the check from the date that it is disbursed until its final settlement and payment. Free credit balances in your account are for investment purposes. If you currently maintain free credit balances in your account solely for the purpose of receiving credit interest and have no intention of investing the funds in the future, contact your firm to discuss your investment options.

MUTUAL FUND FEES AND REVENUE SHARING

BNY Pershing provides operational services to mutual fund companies and receives fees for those services. These fees are paid to BNY Pershing for its work on behalf of the funds, such as dividend calculations and posting, accounting, reconciliation, client confirmation and statement preparation and mailing, and tax statement preparation and mailing.

Where applicable, BNY Pershing facilitates payments of SEC Rule 12b-1 fees received from mutual funds and paid to you or your firm. In limited circumstances, pursuant to agreements with certain firms, BNY Pershing retains a portion of those fees. BNY Pershing offers a mutual fund no-transaction-fee program called FundVest® and Offshore Flex (for non-US clients). BNY Pershing receives fees from mutual funds that participate in FundVest and Offshore Flex. There are some firms that choose to participate in this program and have agreements with BNY Pershing to share in the fees received by BNY Pershing. These fees are considered revenue sharing and are a source of revenue for BNY Pershing and, where applicable, a source of revenue for your firm. These fees create an incentive for BNY Pershing to support these products on its platform.

MONEY FUND AND BANK DEPOSIT PROGRAM FEES AND REVENUE SHARING

Money fund and bank deposit sweep product processing fees and revenue sharing arrangements are a source of revenue for BNY Pershing and, where applicable, a source of revenue for your firm. For the money funds supported on its sweep platform available to all clients, BNY Pershing receives remuneration paid out of the total operating expenses of the fund, some of which include SEC Rule 12b-1 fees. If your firm selects a sweep product available to all clients that pays BNY Pershing remuneration, in most cases a portion of the fees BNY Pershing receives from money fund and bank deposit sweep product providers will be shared with your firm. In addition, BNY Pershing receives fees for providing access to its platform from money funds and bank deposit sweep product providers. In most cases, these fees are paid based on assets in the products. In certain circumstances, BNY Pershing shares these fees with your firm. Some firms have unique sweep products, where BNY Pershing does not receive fees from the sweep product provider. When BNY Pershing receives fees, a portion is applied against costs associated with providing services, including maintaining cash sweep systems, sub-accounting, dividend and interest calculations, posting, reconciliation, client statement preparation and distribution, tax statement preparation and distribution, marketing and distribution related support and other services.

For a listing of money funds and bank deposit products that pay BNY Pershing revenue-sharing and processing fees, refer to <https://www.bny.com/pershing/us/en/disclosures>.



Messages (continued)

FEES RECEIVED BY AFFILIATES

The Dreyfus money funds supported as sweep options by BNY Pershing, which may be offered to you by your firm, are managed by the funds' investment adviser, BNY Mellon Investment Adviser, Inc. (BNYMIA). BNYMIA has engaged its affiliate, Dreyfus, a division of Mellon Investments Corporation (MIC) to serve as sub-adviser. The funds are distributed by BNY Mellon Securities Corporation (BNYMSC). BNYMSC and BNYMIA are affiliates of BNY Pershing and BNYMSC receives compensation for delivering services to the Dreyfus money funds. The Dreyfus Insured Deposits products are bank deposit sweep products that automatically deposit swept funds into FDIC member participating banks (Program Banks), where swept balances receive pass through FDIC insurance coverage through those Program Banks. The Dreyfus Insured Deposits products are supported by BNY Pershing, and may be offered to you by your firm, operate through a private labelling arrangement with Dreyfus. BNY Pershing has appointed Dreyfus to provide certain services with respect to the operation of the Dreyfus Insured Deposits products. The Bank of New York Mellon is a state-chartered bank and BNY Mellon, National Association (BNY Mellon, N.A.) is a national banking association, both of which may act as Program Banks by participating in the bank deposit sweep products that BNY Pershing supports on its sweep platform. BNYMSC is a registered investment adviser and broker-dealer, and a subsidiary of BNYMIA. BNY Pershing, Pershing Advisor Solutions, BNYMSC, BNYMIA, The Bank of New York Mellon and BNY Mellon, N.A. are BNY companies. BNY is the corporate brand for The Bank of New York Mellon Corporation. BNY Pershing, Pershing Advisor Solutions and BNYMSC earn fees (which may or may not be account-based) based on the amount of money in the Dreyfus Money Funds and Dreyfus Insured Deposits products. Depending on the specific terms of the products offered, BNY Pershing and Pershing Advisor Solutions may earn a higher fee on balances in any of the bank deposit sweep products supported on the platform than in other sweep products, such as money funds. Based on the agreement between BNY Pershing and your firm, BNY Pershing, in its sole discretion, will share a portion of the fees it earns from the support of these sweep products with your firm, in which case your firm would earn fees on balances in these products, which may be higher than fees earned on other money market products. The Bank of New York Mellon and BNY Mellon, N.A. may participate in bank deposit sweep products that BNY Pershing supports on its sweep platform. If they participate, the Bank of New York Mellon and BNY Mellon, N.A. will realize an economic benefit from balances received through the bank deposit sweep products on the BNY Pershing platform. The Program Banks, including the Bank of New York Mellon and BNY Mellon, N.A., do not have a duty to offer the highest rates available or rates that are comparable to money funds or those offered by other depository institutions.

SPONSORSHIP FEES

Third-party product and service providers (e.g., mutual fund companies, annuity companies, ETF providers, money market fund companies, money managers, alternative asset managers, fintech firms and business solution providers) provide sponsorship fee payments to BNY Pershing in connection with educational conferences, events, seminars and workshops for their clients. These payments cover the expenses of educational materials and/or other conference and event related expenses.

ADDITIONAL INFORMATION

Further detailed information regarding a number of the above topics can be found on our website at www.bny.com/pershing/us/en/disclosures

FINRA BrokerCheck

Customers wishing to learn more about their investment professional can contact the FINRA BrokerCheck Hotline Number at 1 800 289 9999 or visit the FINRA Regulation website www.finra.org. Customers can also obtain an investor brochure that includes information describing the FINRA BrokerCheck program by contacting Brokerage Operations at 1 888 889 1025.

Routing of Orders

Fifth Third Securities, Inc. ("FTS") utilizes Pershing, LLC, for its order executions with the exception of certain orders facilitated by its Equity Trading Desk, such as those executed pursuant to certain open market share repurchase programs and at the market offerings for issuer clients. The Equity Trading Desk, absent specific order routing instructions from account holders, transmits orders for execution to various venues based on a number of factors. These factors include, but are not limited to: the ability of a market center to execute



**Fifth Third
Securities**

Fifth Third Securities, Inc., member FINRA, SIPC

MD 1M082A
5050 Kingsley Drive
Cincinnati, OH 45263
800-837-3652

June 1, 2025 - June 30, 2025
MEDINA CITY SCHOOLS

Messages (continued)

the orders at or superior to the publicly quoted market; the speed of execution; the availability of efficient, automated transaction processing; liquidity enhancement opportunities; trading characteristics of the particular securities; and the extent to which different markets may be more suitable for different types of orders or different securities.

FTS is a customer of Pershing, LLC, where Pershing, LLC, provides certain securities clearance services. For transactions executed by the Equity Trading Desk, FTS receives remuneration for directing orders to a particular broker or dealer and routes orders to market centers, national securities exchanges, alternative trading systems, electronic communication networks, and broker dealers that offer credits for certain types of orders, while assessing fees for other types of orders. Credits offered by a market center that exceed the charges assessed, will result in a market center making a payment to FTS in relation to the orders. Such remuneration, if any, is considered compensation to FTS.

Quarterly reports containing information regarding order routing for held orders (when you have not given FTS price and time discretion for your order) are available via www.53.com. Should you wish to receive information regarding your not held orders (when you have given FTS price and time discretion for your order) for the past six months please contact 1 866 671 5353.

MSRB Customer Disclosure

Fifth Third Securities, Inc. is registered with the U.S. Securities and Exchange Commission and the Municipal Securities Rulemaking Board ("MSRB"). For more information about the MSRB, please visit www.msrb.org. There is a MSRB Investor Brochure available on the MSRB website that describes the protections available under MSRB rules and how to file a complaint with an appropriate regulatory authority.

FDIC Disclosure

Securities are not backed or guaranteed by any bank, nor are they insured by the FDIC. Additionally, securities are subject to investment risk including possible loss of principal. Securities are not backed or guaranteed by any bank, nor are they insured by the FDIC. Additionally, securities are subject to investment risk including possible loss of principal.

Portfolio Holdings

Opening Date	Quantity	Account Number	Activity Ending	Opening Balance	Closing Balance	Accrued Income	Income This Year	30-Day Yield	Current Yield
CASH, MONEY FUNDS AND BANK DEPOSITS 1.00% of Portfolio									
Money Market									
FEDERATED HERMES GOVT OBLIG IS									
05/31/25	20,263.3500	N/A	06/30/25	20,364.04	20,263.35	0.00	4,397.25	4.16%	4.17%
Total Money Market				\$20,364.04	\$20,263.35	\$0.00	\$4,397.25		
TOTAL CASH, MONEY FUNDS AND BANK DEPOSITS				\$20,364.04	\$20,263.35	\$0.00	\$4,397.25		

Portfolio Holdings (continued)

Date Acquired	Quantity	Unit Cost	Current Cost Basis	Market Price	Market Value	Unrealized Gain/Loss	Accrued Interest
FIXED INCOME 99.00% of Portfolio (In Maturity Date Sequence)							
U.S. Treasury Securities							
UNITED STATES TREAS NTS 2.250% 02/15/27 B/E DTD 02/15/17 1ST CPN DTE 08/15/17 CPN PMT SEMI ANNUAL ON FEB 15 AND AUG 15 Moody Rating Aa1 Security Identifier: 912828V98							
03/26/25	500,000.0000	96.9340	484,667.97 Original Cost Basis: \$484,667.97	97.5550	487,775.00	3,107.03	4,195.44
UNITED STATES TREAS NTS 2.750% 04/30/27 B/E DTD 04/30/22 1ST CPN DTE 10/31/22 CPN PMT SEMI ANNUAL ON APR 30 AND OCT 31 Moody Rating Aa1 Security Identifier: 91282CEN7							
03/26/25	500,000.0000	97.5900	487,949.22 Original Cost Basis: \$487,949.22	98.2190	491,095.00	3,145.78	2,279.21
Total U.S. Treasury Securities							
	1,000,000.0000		\$972,617.19		\$978,870.00	\$6,252.81	\$6,474.65
U.S. Government Bonds							
FEDERAL FARM CR BKS CONS SYSTEMWIDE BDS 0.530% 07/29/25 B/E DTD 10/29/20 CALLABLE 07/05/25 @ 100.000 1ST CPN DTE 01/29/21 CPN PMT SEMI ANNUAL ON JAN 29 AND JUL 29 Moody Rating Aa1 S & P Rating AA+ Security Identifier: 3133EMFC1							
08/04/21 ^{*,3,12}	1,000,000.0000	99.8500	998,500.00 Original Cost Basis: \$998,500.00	99.7070	997,070.00	-1,430.00	2,223.06
FEDERAL FARM CR BKS CONS SYSTEMWIDE BDS 0.610% 08/25/25 B/E DTD 08/25/20 CALLABLE 07/05/25 @ 100.000 1ST CPN DTE 02/25/21 CPN PMT SEMI ANNUAL ON FEB 25 AND AUG 25 Moody Rating Aa1 S & P Rating AA+ Security Identifier: 3133EL4W1							
08/19/20 ^{*,3,12}	1,000,000.0000	100.0000	1,000,000.00 Original Cost Basis: \$1,000,000.00	99.4360	994,360.00	-5,640.00	2,118.06
FEDERAL HOME LN BKS 1.500% 04/14/26 B/E DTD 04/14/21 CALLABLE 1ST CPN DTE 10/14/21 CPN PMT SEMI ANNUAL ON APR 14 AND OCT 14 Moody Rating Aa1 S & P Rating AA+ Security Identifier: 3130ALVT8							
03/30/21 ^{*,3,12}	1,000,000.0000	100.0000	1,000,000.00 Original Cost Basis: \$1,000,000.00	97.7650	977,650.00	-22,350.00	3,166.67
FEDERAL HOME LN BKS 1.500% 09/30/26 B/E DTD 09/30/21 CALLABLE 06/30/25 @ 100.000 1ST CPN DTE 03/30/22 CPN PMT SEMI ANNUAL ON MAR 30 AND SEP 30 Moody Rating Aa1 S & P Rating AA+ Security Identifier: 3130ANZM5							
10/15/21 ^{*,3,12}	700,000.0000	99.8570	698,999.00 Original Cost Basis: \$698,999.00	97.2000	680,400.00	-18,599.00	2,625.00



**Fifth Third
Securities**

Fifth Third Securities, Inc., member FINRA, SIPC

MD 1M0B2A
5050 Kingsley Drive
Cincinnati, OH 45263
800-837-3652

June 1, 2025 - June 30, 2025
MEDINA CITY SCHOOLS

Portfolio Holdings (continued)

Date Acquired	Quantity	Unit Cost	Current Cost Basis	Market Price	Market Value	Unrealized Gain/Loss	Accrued Interest
FIXED INCOME (continued)							
U.S. Government Bonds (continued)							
FEDERAL HOME LN BKS 2.500% 12/22/26 B/E DTD 12/22/21			Security Identifier: 3130AQ2B8				
CALLABLE 09/22/25 @ 100.000 1ST CPN DTE 06/22/22 CPN PMT							
SEMI ANNUAL ON JUN 22 AND DEC 22 Moody Rating Aa1 S & P Rating							
AA+							
04/16/25	500,000.0000	98.1300	490,650.00	98.2880	491,440.00	790.00	277.78
			Original Cost Basis: \$490,650.00				
FEDERAL HOME LN MTG CORP MEDIUM TERM NTS FED DTD			Security Identifier: 3134HBFQ9				
3/27/2025 4.250% 09/27/28 B/E DTD 03/27/25 CALLABLE 03/27/26							
@ 100.000 1ST CPN DTE 09/27/25 CPN PMT SEMI ANNUAL ON MAR							
27 AND SEP 27 Moody Rating Aa1 S & P Rating AA+							
03/31/25	500,000.0000	100.0000	500,000.00	99.8730	499,365.00	-635.00	5,489.58
			Original Cost Basis: \$500,000.00				
Total U.S. Government Bonds			\$4,688,149.00		\$4,640,285.00	-\$47,864.00	\$15,900.15
		4,700,000.0000					
Municipal Bonds							
CENTERVILLE OHIO CITY SCH DIST TAXABLE UNLTD TAX GO IMPT			Security Identifier: 152239JX8				
REF BDS 2020 0.819% 12/01/25 B/E DTD 09/17/20 1ST CPN DTE							
12/01/20 CPN PMT SEMI ANNUAL ON JUN 01 AND DEC 01							
TAXABLE Moody Rating Aa1							
05/05/21 ^{*,3,12}	250,000.0000	100.0290	250,072.06	98.6540	246,635.00	-3,437.06	164.94
			Original Cost Basis: \$250,256.65				
FRANKLIN CNTY OHIO TAXABLE GO LTD TAX VAR PURP REF BDS			Security Identifier: 3531727W3				
2021 B 0.850% 06/01/26 B/E DTD 07/07/21 1ST CPN DTE 12/01/21							
CPN PMT SEMI ANNUAL ON JUN 01 AND DEC 01 ***TAXABLE***							
Moody Rating Aaa S & P Rating AAA							
06/17/21 ^{*,3,12}	1,400,000.0000	100.0000	1,400,000.00	97.1640	1,360,296.00	-39,704.00	958.61
			Original Cost Basis: \$1,400,000.00				
Total Municipal Bonds			\$1,650,072.06		\$1,606,931.00	-\$43,141.06	\$1,123.55
		1,650,000.0000					
TOTAL FIXED INCOME			\$7,310,838.25		\$7,226,086.00	-\$84,752.25	\$23,498.35
		7,350,000.0000					



Portfolio Holdings (continued)

	Current Cost Basis	Market Value	Unrealized Gain/Loss	Accrued Interest	Estimated Annual Income
Total Portfolio Holdings	\$7,331,101.60	\$7,246,349.35	-\$84,752.25	\$23,498.35	\$4,397.25

* Noncovered under the cost basis rules as defined below.

Generally, securities acquired before 2011, in retirement accounts or held by Non-U.S. entities are not subject to the cost basis reporting rules set forth in the Internal Revenue Code of 1986, as amended by the Emergency Economic Stabilization Act of 2008, and are marked as "noncovered". Securities marked as "covered", were identified as securities potentially subject to the cost basis reporting rules and may be reported to the IRS on form 1099-B for the applicable tax year in which the securities are disposed.

Note: In the event where we cannot easily determine the taxability of an account, we may mark the account as noncovered. However, if the account does not receive a 1099B, the cost basis will not be reported to the IRS.

Cost Basis on fixed income securities may be adjusted for amortization, accretion, original issue discount adjustments, or principal paydowns. The calculation is based upon the taxpayer election, type of fixed income security, and certain attributes, obtained from sources believed to be reliable. In the event, one or more of these attributes is changed, there may be a temporary incorrect adjusted cost basis reflected until the cost basis system is amended to reflect this change. These calculations will not be performed under certain circumstances, including those involving foreign bonds, bonds sold short or bonds issued with less than one year to maturity. This information is meant as a general guide and you should consult your tax advisor in the preparation of your tax returns.

¹ This bond is maturing.

³ The cost basis of this security has been provided to us by you or your introducing firm and Pershing makes no representation as to the accuracy of this information.

¹² Pershing has received updated cost basis information, therefore cost basis provided on previous client brokerage statements may differ from the new cost basis reported in this section.

Portfolio Holdings Disclosures

Pricing

This section includes the net market value of the securities in your account on a trade date basis, including short positions, at the close of the statement period. The market prices, unless otherwise noted, have been obtained from independent vendor services, which we believe to be reliable. In some cases the pricing vendor may provide prices quoted by a single broker or market maker. Market prices do not constitute a bid or an offer, and may differ from the actual sale price. Securities for which a price is not available are marked "N/A" and are omitted from the Total.

THE AS OF PRICE DATE ONLY APPEARS WHEN THE PRICE DATE DOES NOT EQUAL THE STATEMENT DATE.

Estimated Annual Figures

The estimated annual income (EAI) and estimated annual yield (EAY) figures are estimates and for informational purposes only. These figures are not considered to be a forecast or guarantee of future results. These figures are computed using information from providers believed to be reliable; however, no assurance can be made as to the accuracy. Since interest and dividend rates are subject to change at any time, and may be affected by current and future economic, political, and business conditions, they should not be relied on for making investment, trading, or tax decisions. These figures assume that the position quantities, interest and dividend rates, and prices remain constant. A capital gain or return of principal may be included in the figures for certain securities, thereby overstating them. Refer to www.bny.com/pershing/us/en/disclosures.html for specific details as to formulas used to calculate the figures. Accrued interest represents interest earned but not yet received.

Reinvestment

The dollar amount of Mutual Fund distributions, Money Market Fund dividend income, Bank Deposit interest income, or dividends for other securities shown on your statement may have been reinvested. You will not receive confirmation of these reinvestments. Upon written request to your financial institution, information pertaining to these transactions, including the time of execution and the name of the person from whom your security was purchased, may be obtained. In dividend reinvestment transactions, Pershing acts as your agent and receives payment for order flow.



**Fifth Third
Securities**

Fifth Third Securities, Inc., member FINRA, SIPC

MD 1M0B2A
5050 Kingsley Drive
Cincinnati, OH 45263
800-837-3652

June 1, 2025 - June 30, 2025
MEDINA CITY SCHOOLS

Portfolio Holdings Disclosures (continued)

Option Disclosure

Information with respect to commissions and other charges incurred in connection with the execution of option transactions has been included in confirmations previously furnished to you. A summary of this information is available to you promptly upon your written request directed to your introducing firm. In order to assist your introducing firm in maintaining current background and financial information concerning your option accounts, please promptly advise them in writing of any material change in your investment objectives or financial situation. Expiring options which are valuable are exercised automatically pursuant to the exercise by exception procedure of the Options Clearing Corporation. Additional information regarding this procedure is available upon written request to your introducing firm.

Foreign Currency Transactions

Pershing will execute foreign currency transactions as principal for your account. Pershing may automatically convert foreign currency to or from U.S. dollars for dividends and similar corporate action transactions unless you instruct your financial organization otherwise. Pershing's currency conversion rate will not exceed the highest interbank conversion rate identified from customary banking sources on the conversion date or the prior business day, increased by up to 1%, unless a particular rate is required by applicable law. Your financial organization may also increase the currency conversion rate. This conversion rate may differ from rates in effect on the date you executed a transaction, incurred a charge, or received a credit. Transactions converted by agents (such as depositories) will be billed at the rates such agents use.

Proxy Vote

Securities not fully paid for in your margin account may be lent by Pershing to itself or others in accordance with the terms outlined in the Margin Agreement. The right to vote your shares held on margin may be reduced by the amount of shares on loan. The Proxy Voting Instruction Form sent to you may reflect a smaller number of shares entitled to vote than the number of shares in your margin account.

Ratings

This statement may contain credit rating information obtained from Standard & Poor's. Reproducing and distributing any information received from Standard & Poor's is not permitted without prior written authorization from Standard & Poor's. Standard & Poor's does not guarantee the accuracy, completeness, timeliness or availability of any information. Standard & Poor's is not responsible for any errors or omissions, regardless of the cause, or for the results of using such content. Standard & Poor's makes no express or implied warranties including warranties of merchantability or fitness for a particular purpose. Standard & Poor's shall not be legally responsible for any fees, costs, expenses or losses in connection with the use of their content. Credit ratings are opinions and not statements of facts; are not recommendations to purchase, hold or sell securities; and do not address suitability for investment purpose. Credit ratings should not be relied upon as investment advice.

Variable Rate Securities

Interest rate data for certain complex and/or variable rate securities is provided to Pershing by third-party data service providers pursuant to contractual arrangements. Although we seek to use reliable sources of information, the accuracy, reliability, timeliness, and completeness of interest rate data may vary sometimes, particularly for complex and/or variable rate securities and those with limited or no secondary market. As a result, we can offer no assurance as to the accuracy, reliability, timeliness, or completeness of interest rate data for such securities. Pershing may also occasionally make interest rate updates and adjustments based on its reasonable efforts to obtain accurate, reliable, timely, and/or complete interest rate data from other data sources, but we can similarly provide no assurance that those rates or adjustments will be accurate, reliable, timely, or complete.

When updated interest rate data is received from a third-party data service provider or adjusted by Pershing, the updated data will be reflected in various sources where interest rate data is used or viewed, including both paper and electronic communications and data sources. Prior use or communication of interest rate-related data will not be revised. Since variable interest rates may be subject to change at any time and are only as accurate as the data received from third-party data service providers or otherwise obtained by Pershing, interest rate data should not be relied on for making investment, trading, or tax decisions. All interest rate data and other information derived from and/or calculated using interest rates are not warranted as to accuracy, reliability, timeliness, or completeness and are subject to change without notice. Pershing disclaims any responsibility or liability to the fullest extent permitted by applicable law for any loss or damage arising from any reliance on or use of the interest rate data or other information derived from and/or calculated using

Portfolio Holdings Disclosures (continued)

Variable Rate Securities (continued)

interest rates in any way. You should request a current valuation for your securities from your financial adviser or broker prior to making a financial decision or placing an order or requesting a transaction in these securities.

Structured Products

Structured products in this section are complex products and may be subject to special risks, which may include, but are not limited to: loss of initial investment; issuer credit risk; limited or no appreciation; risks associated with the underlying reference asset(s); no periodic payments; call prior to maturity (a redemption could affect the yield represented); early redemption fees or other applicable fees; price volatility resulting from issuer's and/or guarantor's credit quality; lower interest rates and/or yield compared to conventional debt with a comparable maturity; unique tax implications; concentration risk of owning the related security; limited or no secondary market; restrictions on transferability; conflicts of interest; and limits on participation in appreciation of underlying asset(s). To review a complete list of risks, please refer to the offering documents for the structured product. For more information about the risks specific to your structured products, you should contact your financial institution or advisor. Certain structured products are designed to make periodic distributions to you and any such structured product distributions you receive will be listed in the Transactions section of your statement. Structured product distributions may be listed there as "Bond Interest Received"; however, this description is not intended to reflect a determination as to either the asset classification of the product or the U.S. tax treatment of such distributions.

Activity Summary (All amounts shown are in base currency)

	Credits This Period	Debits This Period	Net This Period	Credits Year-to-Date	Debits Year-to-Date	Net Year-to-Date
Securities						
Securities Bought	0.00	0.00	0.00	0.00	-1,973,982.73	-1,973,982.73
Total Securities	\$0.00	\$0.00	\$0.00	\$0.00	-\$1,973,982.73	-\$1,973,982.73
Dividends and Interest	\$12,693.52	\$0.00	\$12,693.52	\$52,196.00	\$0.00	\$52,196.00
Distributions	\$0.00	\$0.00	\$0.00	\$1,000,000.00	\$0.00	\$1,000,000.00
Cash						
Withdrawals	0.00	-12,794.21	-12,794.21	0.00	-59,690.10	-59,690.10
Deposits	0.00	0.00	0.00	1,001,740.18	0.00	1,001,740.18
Total Cash	\$0.00	-\$12,794.21	-\$12,794.21	\$1,001,740.18	-\$59,690.10	\$942,050.08
Totals	\$12,693.52	-\$12,794.21	-\$100.69	\$2,053,936.18	-\$2,033,672.83	\$20,263.35



**Fifth Third
Securities**

Fifth Third Securities, Inc., member FINRA, SIPC

MD 1M0B2A
5050 Kingsley Drive
Cincinnati, OH 45263
800-837-3652

June 1, 2025 - June 30, 2025
MEDINA CITY SCHOOLS

Transactions by Type of Activity

Process/ Settlement Date	Activity Type	Description	Quantity	Price	Accrued Interest	Amount	Currency
Dividends and Interest							
06/02/25	BOND INTEREST RECEIVED 152239JX8	250000 CENTERVILLE OHIO CITY SCH DIST TAXABLE UNLTD TAX GO IMPT REF BDS 2020 0.819% 12/01/25 B/E DTD 09/17/20 RD 05/30 PD 06/01/25 *** TAXABLE ***				1,023.75	USD
06/02/25	BOND INTEREST RECEIVED 3531727W3	1400000 FRANKLIN CNTY OHIO TAXABLE GO LTD TAX VAR PURP REF BDS 2021 B 0.850% 06/01/26 B/E DTD 07/07/21 RD 05/30 PD 06/01/25 *** TAXABLE ***				5,950.00	USD
06/23/25	BOND INTEREST RECEIVED 3130AQ2B8	500000 FEDERAL HOME LN BKS 2.250% 12/22/26 B/E DTD 12/22/21 CLB RD 06/20 PD 06/22/25				5,625.00	USD
06/30/25	MONEY MARKET FUND INCOME RECEIVED Non-Qualified PER980759	FEDERATED HERMES GOV				94.77	USD
Total Dividends and Interest - U.S. DOLLARS					0.00	12,693.52	
Cash Withdrawals and Deposits							
06/02/25	FEDERAL FUNDS SENT USD999997	THE HUNTINGTON NATIO				-103.02	USD
06/30/25	FEDERAL FUNDS SENT USD999997	THE HUNTINGTON NATIO				-12,691.19	USD
Total Cash Withdrawals and Deposits - U.S. DOLLARS					0.00	-12,794.21	
Total Value of Transactions					0.00	-100.69	USD

The price and quantity displayed may have been rounded.

Additional Information

Description	This Period	Year-to-Date
Securities Bought and Sold	\$0.00	-\$1,973,982.73
Principal Payments	\$0.00	\$1,000,000.00

Summary of Gains and Losses

	Realized This Period	Realized Year-to-Date	Unrealized
Short-Term Gain/Loss	0.00	0.00	6,407.81
Long-Term Gain/Loss	0.00	5,770.00	-91,160.06
Net Gain/Loss	0.00	5,770.00	-84,752.25

This summary excludes transactions where cost basis information is not available.

Accrued Interest Summary

	Current Period		Year-to-Date	
	Taxable	Non Taxable	Taxable	Non Taxable
Accrued Interest Paid				
U.S. Treasury Securities	0.00	0.00	-6,826.65	0.00
U.S. Government Bonds	0.00	0.00	-3,888.89	0.00
Total Accrued Interest Paid	\$0.00	\$0.00	-\$10,715.54	\$0.00

Income and Expense Summary

	Current Period		Year-to-Date	
	Taxable	Non Taxable	Taxable	Non Taxable
Dividend Income				
Money Market-Non-Qualified	94.77	0.00	4,397.25	0.00
Interest Income				
U.S. Treasury Securities	0.00	0.00	6,875.00	0.00
U.S. Government Bonds	5,625.00	0.00	33,950.00	0.00
Municipal Bonds	6,973.75	0.00	6,973.75	0.00
Total Income	\$12,693.52	\$0.00	\$52,196.00	\$0.00

Important Information and Disclosures

The Role of Pershing

- **Pershing LLC, member FINRA, NYSE, carries your account as clearing broker pursuant to a clearing agreement with your financial institution.** Pershing is not responsible or liable for any acts or omissions of your financial institution or its employees and it does not supervise them. Pershing provides no investment advice nor does it assess the suitability of any transaction or order. Pershing acts as the agent of your financial institution and you agree that you will not hold Pershing or any person controlling or under common control with it liable for any investment losses incurred by you.
- Pershing performs several key functions at the direction of your financial institution. It acts as custodian for funds and securities you may deposit with it directly or through your financial institution or that it receives as the result of securities transactions it processes.
- Your financial institution is responsible for adherence to the securities laws, regulations and rules which apply to it regarding its own operations and the supervision of your account, its sales representatives and other personnel. Your financial institution is also responsible for approving the opening of accounts and obtaining account documents; the acceptance and, in certain instances, execution of securities orders; the assessment of the suitability of those transactions, where applicable; the rendering of investment advice, if any, to you and in general, for the ongoing relationship that it has with you.
- Inquiries concerning the positions and balances in your account may be directed to the **Pershing Customer Service Department at (201) 413-3333**. All other inquiries regarding your account or activity should be directed to your financial institution. Your financial organization's contact information can be found on the first page of this statement.
- For a description of other functions performed by Pershing please consult the Disclosure Statement provided to you upon the opening of your account. This notice is not meant as a definitive enumeration of every possible circumstance, but as a general disclosure. If you have any questions regarding this notice or if you would like additional copies of the Disclosure Statement, please contact your financial institution.
- Pershing is a member of the Securities Investor Protection Corporation (SIPC®). Please note that SIPC does not protect against loss due to market fluctuation. An explanatory brochure is available upon request at www.sipc.org. In addition to SIPC protection, Pershing provides coverage in excess of SIPC limits. For more detailed information please visit: www.bny.com/pershing/us/en/about/strength-and-stability.html
- This statement will be deemed conclusive. You are advised to report any inaccuracy or discrepancy (including unauthorized trading) promptly, but no later than ten days after receipt of this statement, to your financial organization and Pershing. Please be advised that any oral communication should be re-confirmed in writing to further protect your rights, including your rights under the Securities Investor Protection Act.



MBS MULTI-BANK SECURITIES, INC.*

1000 Town Center, Suite 2300
Southfield, MI 48075
(800) 967-9045

Member of FINRA & SIPC; MSRB Registered.

MEDINA CITY SCHOOLS
739 WEYMOUTH RD
MEDINA OH 44256-2037

Your Account Executive:
ANDREW CARDINALI

Brokerage Account Statement

Scan for
Online Access



June 1, 2025 - June 30, 2025
Account Number: [REDACTED]

Portfolio at a Glance

	This Period
BEGINNING ACCOUNT VALUE	\$9,655,724.34
Deposits (Cash & Securities)	496,000.00
Withdrawals (Cash & Securities)	-275,901.54
Dividends, Interest and Other Income	23,741.12
Net Change in Portfolio¹	13,836.15
ENDING ACCOUNT VALUE	\$9,913,400.07
Estimated Annual Income	\$427,313.30

¹ Net Change in Portfolio is the difference between the ending account value and beginning account value after activity.

Asset Summary

Percent	Asset Type	Last Period	This Period
1%	Cash, Money Funds, and Bank Deposits	27,924.70	23,764.28
99%	Fixed Income	9,627,799.64	9,889,635.79
100%	Account Total	\$9,655,724.34	\$9,913,400.07

Please review your allocation periodically with your Account Executive.

Client Service Information

Your Account Executive: ATT
ANDREW CARDINALI

Contact Information

E-Mail: customerservice@mbssecurities.com

Client Service Information

Service Hours: Weekdays 09:00 a.m. - 05:00 p.m. (EST)

Client Service Telephone Number: (800) 967-9045

Web Site: WWW.MBSSECURITIES.COM



Your Account Information

INVESTMENT OBJECTIVE

Investment Objective: NONE SPECIFIED

Please discuss your investment objective with your Account Executive.

TAX LOT DEFAULT DISPOSITION METHOD

Default Method for Mutual Funds: First In First Out

Default Method for Stocks in a Dividend Reinvestment Plan: First In First Out

Default Method for all Other Securities: First In First Out

BOND AMORTIZATION ELECTIONS

Amortize premium on taxable bonds based on Constant Yield Method: Yes

Accrual market discount method for all other bond types: Constant Yield Method

Include market discount in income annually: No

ELECTRONIC DELIVERY

You have **not** enrolled any documents for electronic delivery. The following documents are available for electronic delivery:

Statements and Reports

Notifications

Tax Documents

Trade Confirmations

Prospectus

Proxy/Shareholder Communications

Please log in to your account or contact your Account Executive to make any changes to your electronic delivery preferences.

Income and Expense Summary

	Current Period		Year-to-Date	
	Taxable	Non Taxable	Taxable	Non Taxable
Interest Income				
Bond Interest	23,739.28	0.00	192,650.11	0.00
Credit Interest	1.84	0.00	18.20	0.00
Total Income	\$23,741.12	\$0.00	\$192,668.31	\$0.00

Accrued Interest Summary

	Current Period		Year-to-Date	
	Taxable	Non Taxable	Taxable	Non Taxable
Accrued Interest Paid				
Certificates of Deposit	0.00	0.00	-58.44	0.00
Total Accrued Interest Paid	\$0.00	\$0.00	-\$58.44	\$0.00

Portfolio Holdings

Description	Quantity	Opening Balance	Closing Balance	Accrued Income	30-Day Yield
CASH, MONEY FUNDS AND BANK DEPOSITS 1.00% of Portfolio					
Cash Balance		27,924.70	23,764.28		

**MBS MULTI-BANK SECURITIES, INC.***

1000 Town Center, Suite 2300
Southfield, MI 48075
(800) 967-9045

Member of FINRA & SIPC; MSRB Registered.



June 1, 2025 - June 30, 2025
MEDINA CITY SCHOOLS

Portfolio Holdings (continued)

Description	Quantity	Opening Balance	Closing Balance	Accrued Income	30-Day Yield
CASH, MONEY FUNDS AND BANK DEPOSITS (continued)					
TOTAL CASH, MONEY FUNDS AND BANK DEPOSITS		\$27,924.70	\$23,764.28	\$0.00	

Description	Quantity	Market Price	Market Value	Accrued Interest	Estimated Annual Income	Estimated Yield
FIXED INCOME 99.00% of Portfolio (In Maturity Date Sequence)						
Certificates of Deposit						
¹ EAGLEBANK BETHESDA MD CTF DEP 5.050% 07/21/25 DTD 07/21/23 ACT/365 1ST CPN DTE 08/21/23 Security Identifier: 27002YGD2	248,000.0000	100.0390	248,096.72	308.81	12,524.00	5.04%
GENERATIONS BK ROGERS ARK CTF DEP 3.400% 08/04/25 B/E DTD 08/03/22 ACT/365 CALLABLE 07/03/25 Security Identifier: 37149CAZ0	248,000.0000	99.9180	247,796.64	623.74	8,432.00	3.40%
CAPITAL ONE NATL ASSN MCLEAN VA CTF DEP 3.350% 08/11/25 B/E DTD 08/10/22 ACT/365 Security Identifier: 14042RTP6	248,000.0000	99.8780	247,697.44	3,186.63	8,308.00	3.35%
FIRST ST BK WINCHESTER OHIO CTF DEP 3.500% 09/16/25 B/E DTD 09/16/22 ACT/365 Security Identifier: 33650TAG5	248,000.0000	99.8130	247,536.24	332.93	8,680.00	3.50%
FIRST INTERNET BK FISHERS IND CTF DEP 4.000% 09/29/25 DTD 09/28/22 ACT/365 1ST CPN DTE 10/28/22 Security Identifier: 32056GDQ0	248,000.0000	99.9130	247,784.24	54.36	9,920.00	4.00%
CIBC BK USA CHICAGO IL CTF DEP 4.850% 11/25/25 B/E DTD 05/25/23 ACT/365 1ST CPN DTE 11/25/23 Security Identifier: 12547CBL1	244,000.0000	100.1550	244,378.20	1,167.19	11,834.00	4.84%
MORGAN STANLEY PRIVATE BK NATL ASSN INSTL CTF DEP PROGRAM 3.200% 11/28/25 B/E DTD 05/31/22 Security Identifier: 61768U4L8	248,000.0000	99.5450	246,871.60	43.48	7,936.00	3.21%
VERITEX CMNTY BK DALLAS TEX CTF DEP 4.300% 12/05/25 B/E DTD 06/05/25 ACT/365 1ST CPN DTE 12/05/25 Security Identifier: 923450KC3	248,000.0000	99.9900	247,975.20	730.41	10,664.00	4.30%
UNITED PRAIRIE BK MTN LAKE MINN CTF DEP 5.300% 12/11/25 DTD 10/11/23 ACT/365 Security Identifier: 91134CCV1	248,000.0000	100.4410	249,093.68	684.21	13,144.00	5.27%



Portfolio Holdings (continued)

Description	Quantity	Market Price	Market Value	Accrued Interest	Estimated Annual Income	Estimated Yield
FIXED INCOME (continued)						
Certificates of Deposit (continued)						
BEACON CMNTY BK MT PLEASANT SC CTF DEP 4.200% 12/30/25 B/E DTD 05/30/25 ACT/365 1ST CPN DTE 06/30/25 Security Identifier: 07356PAX7	244,000.0000	99.9560	243,892.64	0.00	10,248.00	4.20%
FIRST FNDTN BK IRVINE CA CTF DEP 4.900% 02/18/26 DTD 08/18/23 ACT/365 1ST CPN DTE 02/18/24 Security Identifier: 32026UX27	248,000.0000	100.4330	249,073.84	4,394.70	12,152.00	4.87%
UNITED FID BK FSB EVANSVILLE IND CTF DEP 4.350% 03/27/26 B/E DTD 09/27/24 ACT/365 Security Identifier: 910286HZ9	243,000.0000	100.1820	243,442.26	86.88	10,570.50	4.34%
GOLDEN BK NATL ASSN HOUSTON TEX CTF DEP 5.200% 04/20/26 DTD 10/20/23 ACT/365 1ST CPN DTE 04/20/24 Security Identifier: 38081GBA3	243,000.0000	100.8330	245,024.19	346.19	12,636.00	5.15%
WOOD & HUSTON BK MARSHALL MO CTF DEP 4.700% 06/30/26 DTD 06/30/23 ACT/365 1ST CPN DTE 07/30/23 Security Identifier: 978208AG1	248,000.0000	100.6560	249,626.88	0.00	11,656.00	4.66%
FRONTIER BK OMAHA NE CTF DEP 4.700% 07/14/26 DTD 07/14/23 ACT/365 1ST CPN DTE 08/14/23 Security Identifier: 35907XFG7	248,000.0000	100.6830	249,693.84	510.95	11,656.00	4.66%
SALLIE MAE BK SALT LAKE CITY UT CTF DEP 4.850% 08/10/26 DTD 08/09/23 ACT/365 1ST CPN DTE 02/09/24 Security Identifier: 795451DE0	246,000.0000	100.8870	248,182.02	4,608.96	11,931.00	4.80%
POPULAR BK NEW YORK BRH INSTL CTF DEP PROGRAM 4.950% 09/17/26 DTD 09/20/23 ACT/365 Security Identifier: 73317ACL4	246,000.0000	101.3420	249,301.32	333.62	12,177.00	4.88%
AMERICAN EXPRESS NATL BK BROKED INTL CTF DEP PROGRAM INSTL CTF DEP 5.000% 09/21/26 DTD 09/20/23 Security Identifier: 02589AF31	243,000.0000	101.1610	245,821.23	3,395.34	12,150.00	4.94%
WESTERN ALLIANCE BK PHOENIX AZ CTF DEP 4.150% 09/28/26 B/E DTD 03/28/25 ACT/365 1ST CPN DTE 09/28/25 Security Identifier: 95763PWS6	248,000.0000	100.1120	248,277.76	2,650.54	10,292.00	4.14%
CITIBANK NATL ASSN SIOUX FALLS S D CTF DEP 5.100% 09/29/26 DTD 09/29/23 ACT/365 Security Identifier: 17312Q4A4	243,000.0000	101.2500	246,037.50	3,157.67	12,393.00	5.03%
JPMORGAN CHASE BK N A INSTL CTF DEP BOOK 4.500% 10/28/26 B/E DTD 10/28/24 ACT/365 CALLABLE 07/28/25 Security Identifier: 46657VNH9	244,000.0000	100.0070	244,017.08	7,370.14	10,980.00	4.49%



Member of FINRA & SIPC; MSRB Registered.

Portfolio Holdings (continued)

Page 5 of 19

80039544CSF1

Clearing through Pershing LLC, a wholly owned subsidiary of The Bank of New York Mellon Corporation (BNY)
Pershing LLC, member FINRA, NYSE, SIPC



Portfolio Holdings (continued)

Description	Quantity	Market Price	Market Value	Accrued Interest	Estimated Annual Income	Estimated Yield
FIXED INCOME (continued)						
Certificates of Deposit (continued)						
FARMERS & MERCHANTS BK BERLIN WIS CTF DEP 5.550% 11/03/27 DTD 11/03/23 ACT/365 Security Identifier: 307811HT9	248,000.0000	100.5320	249,319.36	1,018.16	13,764.00	5.52%
CFG CMNTY BK LUTHERVILLE MD CTF DEP 4.500% 01/31/28 B/E DTD 01/30/25 ACT/365 Security Identifier: 12527CIV5	248,000.0000	100.0000	248,000.00	4,616.88	11,160.00	4.50%
CENTRAL BK LITTLE ROCK ARK CTF DEP 4.500% 03/10/28 B/E DTD 03/10/25 ACT/365 CALLABLE 09/10/25 Security Identifier: 152577CS9	248,000.0000	100.0350	248,086.80	611.51	11,160.00	4.49%
CAPE COD FIVE CENTS SVGS BK HARWICH PORT MASS CTF DEP 4.350% 03/27/28 B/E DTD 03/26/25 ACT/365 Security Identifier: 13934CBW6	248,000.0000	99.9530	247,883.44	2,837.39	10,788.00	4.35%
AMERANT BK NATL ASSN CORAL GABLES FL CTF DEP 4.050% 03/28/28 B/E DTD 03/28/25 ACT/365 Security Identifier: 02357QCL9	248,000.0000	100.0990	248,245.52	2,586.67	10,044.00	4.04%
WEST GATE BK LINCOLN NEB CTF DEP 4.150% 05/01/28 B/E DTD 04/29/25 ACT/365 CALLABLE 04/29/26 Security Identifier: 95285QCM8	246,000.0000	99.5340	244,853.64	27.97	10,209.00	4.16%
WASHINGTON ST BK IOWA CTF DEP 4.100% 10/10/28 B/E DTD 10/09/24 ACT/365 CALLABLE 10/09/25 Security Identifier: 93974LAJ9	248,000.0000	99.2170	246,058.16	585.01	10,168.00	4.13%
Total Certificates of Deposit	9,376,000.0000		\$9,395,942.19	\$61,368.12	\$414,950.50	
U.S. Government Bonds						
FEDERAL HOME LN MTG CORP MEDIUM TERM NTS FED 0.625% 09/15/25 B/E DTD 09/15/20 CALLABLE Moody Rating Aa1 Security Identifier: 3134GW870	248,000.0000	99.2250	246,078.00	452.08	1,550.00	0.62%
FEDERAL FARM CR BKS CONS SYSTEMWIDE BDS 4.360% 10/28/27 B/E DTD 10/28/24 CALLABLE 10/28/25 @ 100.000 Moody Rating Aa1 S & P Rating AA+ Security Identifier: 3133ERYJ4	248,000.0000	99.8450	247,615.60	1,862.20	10,812.80	4.36%
Total U.S. Government Bonds	496,000.0000		\$493,693.60	\$2,314.28	\$12,362.80	
TOTAL FIXED INCOME	9,872,000.0000		\$9,889,635.79	\$63,682.40	\$427,313.30	
				Accrued Interest	Estimated Annual Income	
Total Portfolio Holdings			Market Value \$9,913,400.07	\$63,682.40	\$427,313.30	



MBS MULTI-BANK SECURITIES, INC.*

1000 Town Center, Suite 2300
Southfield, MI 48075
(800) 967-9045

Member of FINRA & SIPC; MSRB Registered.

June 1, 2025 - June 30, 2025
MEDINA CITY SCHOOLS

Portfolio Holdings (continued)

¹ This bond is maturing.

Portfolio Holdings Disclosures

Pricing

This section includes the net market value of the securities in your account on a settlement date basis, including short positions, at the close of the statement period. The market prices, unless otherwise noted, have been obtained from independent vendor services, which we believe to be reliable. In some cases the pricing vendor may provide prices quoted by a single broker or market maker. Market prices do not constitute a bid or an offer, and may differ from the actual sale price. Securities for which a price is not available are marked "N/A" and are omitted from the Total.

THE AS OF PRICE DATE ONLY APPEARS WHEN THE PRICE DATE DOES NOT EQUAL THE STATEMENT DATE.

Estimated Annual Figures

The estimated annual income (EAI) and estimated annual yield (EAY) figures are estimates and for informational purposes only. These figures are not considered to be a forecast or guarantee of future results. These figures are computed using information from providers believed to be reliable; however, no assurance can be made as to the accuracy. Since interest and dividend rates are subject to change at any time, and may be affected by current and future economic, political, and business conditions, they should not be relied on for making investment, trading, or tax decisions. These figures assume that the position quantities, interest and dividend rates, and prices remain constant. A capital gain or return of principal may be included in the figures for certain securities, thereby overstating them. Refer to www.bny.com/pershing/us/en/disclosures.html for specific details as to formulas used to calculate the figures. Accrued interest represents interest earned but not yet received.

Reinvestment

The dollar amount of Mutual Fund distributions, Money Market Fund dividend income, Bank Deposit interest income, or dividends for other securities shown on your statement may have been reinvested. You will not receive confirmation of these reinvestments. Upon written request to your financial institution, information pertaining to these transactions, including the time of execution and the name of the person from whom your security was purchased, may be obtained. In dividend reinvestment transactions, Pershing acts as your agent and receives payment for order flow.

Option Disclosure

Information with respect to commissions and other charges incurred in connection with the execution of option transactions has been included in confirmations previously furnished to you. A summary of this information is available to you promptly upon your written request directed to your introducing firm. In order to assist your introducing firm in maintaining current background and financial information concerning your option accounts, please promptly advise them in writing of any material change in your investment objectives or financial situation. Expiring options which are valuable are exercised automatically pursuant to the exercise by exception procedure of the Options Clearing Corporation. Additional information regarding this procedure is available upon written request to your introducing firm.

Certificates of Deposit

Certificates of Deposit acquired through the Certificate of Deposit Account Registry Service ("CDARS") and held in your brokerage account are subject to Securities Investor Protection Corporation (SIPC) coverage. Please see additional information about SIPC under Important Information and Disclosures on this statement.

Please be advised that the secondary market for CDs is generally illiquid; the actual value of CDs may be different from their purchase price; and a significant loss of principal could result if your CDs are sold prior to maturity. In the event that the CDs listed above do not indicate a market valuation, an accurate market value could not be determined. In the event

Portfolio Holdings Disclosures (continued)

Certificates of Deposit (continued)

that a price is listed above for your CDs, Pershing has obtained a price from sources deemed to be reliable or has priced your CDs using a matrix formula. Prices are estimates and the actual value you may obtain for your CD may be different if you elect to sell your CD in the secondary market.

Foreign Currency Transactions

Pershing will execute foreign currency transactions as principal for your account. Pershing may automatically convert foreign currency to or from U.S. dollars for dividends and similar corporate action transactions unless you instruct your financial organization otherwise. Pershing's currency conversion rate will not exceed the highest interbank conversion rate identified from customary banking sources on the conversion date or the prior business day, increased by up to 1%, unless a particular rate is required by applicable law. Your financial organization may also increase the currency conversion rate. This conversion rate may differ from rates in effect on the date you executed a transaction, incurred a charge, or received a credit. Transactions converted by agents (such as depositories) will be billed at the rates such agents use.

Proxy Vote

Securities not fully paid for in your margin account may be lent by Pershing to itself or others in accordance with the terms outlined in the Margin Agreement. The right to vote your shares held on margin may be reduced by the amount of shares on loan. The Proxy Voting Instruction Form sent to you may reflect a smaller number of shares entitled to vote than the number of shares in your margin account.

Ratings

This statement may contain credit rating information obtained from Standard & Poor's. Reproducing and distributing any information received from Standard & Poor's is not permitted without prior written authorization from Standard & Poor's. Standard & Poor's does not guarantee the accuracy, completeness, timeliness or availability of any information. Standard & Poor's is not responsible for any errors or omissions, regardless of the cause, or for the results of using such content. Standard & Poor's makes no express or implied warranties including warranties of merchantability or fitness for a particular purpose. Standard & Poor's shall not be legally responsible for any fees, costs, expenses or losses in connection with the use of their content. Credit ratings are opinions and not statements of facts; are not recommendations to purchase, hold or sell securities; and do not address suitability for investment purpose. Credit ratings should not be relied upon as investment advice.

Variable Rate Securities

Interest rate data for certain complex and/or variable rate securities is provided to Pershing by third-party data service providers pursuant to contractual arrangements. Although we seek to use reliable sources of information, the accuracy, reliability, timeliness, and completeness of interest rate data may vary sometimes, particularly for complex and/or variable rate securities and those with limited or no secondary market. As a result, we can offer no assurance as to the accuracy, reliability, timeliness, or completeness of interest rate data for such securities. Pershing may also occasionally make interest rate updates and adjustments based on its reasonable efforts to obtain accurate, reliable, timely, and/or complete interest rate data from other data sources, but we can similarly provide no assurance that those rates or adjustments will be accurate, reliable, timely, or complete.

When updated interest rate data is received from a third-party data service provider or adjusted by Pershing, the updated data will be reflected in various sources where interest rate data is used or viewed, including both paper and electronic communications and data sources. Prior use or communication of interest rate-related data will not be revised. Since variable interest rates may be subject to change at any time and are only as accurate as the data received from third-party data service providers or otherwise obtained by Pershing, interest rate data should not be relied on for making investment, trading, or tax decisions. All interest rate data and other information derived from and/or calculated using interest rates are not warranted as to accuracy, reliability, timeliness, or completeness and are subject to change without notice. Pershing disclaims any responsibility or liability to the fullest extent permitted by applicable law for any loss or damage arising from any reliance on or use of the interest rate data or other information derived from and/or calculated using interest rates in any way. You should request a current valuation for your securities from your financial adviser or broker prior to making a financial decision or placing an order or requesting a transaction in these securities.

Structured Products

Structured products in this section are complex products and may be subject to special risks, which may include, but are not limited to: loss of initial investment; issuer credit risk; limited or no appreciation; risks associated with the underlying reference asset(s); no periodic payments; call prior to maturity (a redemption could affect the yield represented); early redemption fees or other applicable fees; price volatility resulting from issuer's and/or guarantor's credit quality; lower interest rates and/or yield compared to conventional debt with a comparable maturity; unique tax implications; concentration risk of owning the related security; limited or no secondary market; restrictions on transferability; conflicts of interest; and limits on participation in appreciation of underlying asset(s). To review a complete list of risks, please refer to the offering documents for the structured product. For more

**MBS MULTI-BANK SECURITIES, INC.***1000 Town Center, Suite 2300
Southfield, MI 48075
(800) 967-9045

Member of FINRA & SIPC; MSRB Registered.

June 1, 2025 - June 30, 2025
MEDINA CITY SCHOOLS**Portfolio Holdings Disclosures (continued)****Structured Products (continued)**

information about the risks specific to your structured products, you should contact your financial institution or advisor. Certain structured products are designed to make periodic distributions to you and any such structured product distributions you receive will be listed in the Transactions section of your statement. Structured product distributions may be listed there as "Bond Interest Received"; however, this description is not intended to reflect a determination as to either the asset classification of the product or the U.S. tax treatment of such distributions.

Activity Summary (All amounts shown are in base currency)

	Credits This Period	Debits This Period	Net This Period	Credits Year-to-Date	Debits Year-to-Date	Net Year-to-Date
Securities						
Securities Bought	0.00	-496,000.00	-496,000.00	0.00	-2,966,942.44	-2,966,942.44
Total Securities	\$0.00	-\$496,000.00	-\$496,000.00	\$0.00	-\$2,966,942.44	-\$2,966,942.44
Dividends and Interest	\$23,741.12	\$0.00	\$23,741.12	\$192,668.31	\$0.00	\$192,668.31
Distributions	\$248,000.00	\$0.00	\$248,000.00	\$2,968,000.00	\$0.00	\$2,968,000.00
Cash						
Withdrawals	0.00	-275,901.54	-275,901.54	0.00	-2,973,655.84	-2,973,655.84
Deposits	496,000.00	0.00	496,000.00	2,718,942.44	0.00	2,718,942.44
Total Cash	\$496,000.00	-\$275,901.54	\$220,098.46	\$2,718,942.44	-\$2,973,655.84	-\$254,713.40
Totals	\$767,741.12	-\$771,901.54	-\$4,160.42	\$5,879,610.75	-\$5,940,598.28	-\$60,987.53

Transactions by Type of Activity

Process/ Settlement Date	Trade/ Transaction Date	Activity Type	Description	Quantity	Price	Accrued Interest	Amount	Currency
Securities Bought and Sold								
06/05/25	06/03/25	PURCHASED	VERITEX CMNTY BK DALLAS TEX CTF DEP 4.300% 12/05/25 B/E DTD 06/05/25 YLD 4.300 TO MAT	248,000.0000	100.0000		-248,000.00	USD
06/23/25	06/12/25	PURCHASED	SPUR SEC BK TEX CTF DEP 4.350% 06/23/27 B/E DTD 06/23/25 CLB YLD 4.350 TO PAR	248,000.0000	100.0000		-248,000.00	USD
Total Securities Bought and Sold							\$0.00	-\$496,000.00 USD



Transactions by Type of Activity (continued)

Process/ Settlement Date	Trade/ Transaction Date	Activity Type	Description	Quantity	Price	Accrued Interest	Amount	Currency
Dividends and Interest								
06/02/25		BOND INTEREST RECEIVED 06740KQS9	248000 BARCLAYS BK DEL RETAIL CTF DEP 3A2 INSTL CTF DEP 3.050% 06/02/25 B/E DTD 06/02/22 RD 05/30 PD 06/02/25				3,771.64	USD
06/03/25		BOND INTEREST RECEIVED 307811HT9	248000 FARMERS & MERCHANTS BK BERLIN W/S CTF DEP 5.550% 11/03/27 DTD 11/03/23 CLB RD 05/19 PD 06/03/25				1,169.00	USD
06/03/25		BOND INTEREST RECEIVED 37149CAZ0	248000 GENERATIONS BK ROGERS ARK CTF DEP 3.400% 08/04/25 B/E DTD 08/03/22 CLB RD 05/19 PD 06/03/25				716.14	USD
06/09/25		BOND INTEREST RECEIVED 93974LAJ9	248000 WASHINGTON ST BK IOWA CTF DEP 4.100% 10/10/28 B/E DTD 10/09/24 CLB RD 05/25 PD 06/09/25				863.58	USD
06/10/25		BOND INTEREST RECEIVED 152577CS9	248000 CENTRAL BK LITTLE ROCK ARK CTF DEP 4.500% 03/10/28 B/E DTD 03/10/25 CLB RD 05/26 PD 06/10/25				947.84	USD
06/10/25		BOND INTEREST RECEIVED 9475475Y7	248000 WEBBANK SALT LAKE CITY UTAH CTF DEP 4.550% 02/10/27 B/E DTD 02/10/25 CLB RD 06/09 PD 06/10/25				958.37	USD
06/11/25		BOND INTEREST RECEIVED 91134CCV1	248000 UNITED PRAIRIE BK MTN LAKE MINN CTF DEP 5.300% 12/11/25 DTD 10/11/23 RD 06/10 PD 06/11/25				1,116.34	USD
06/13/25		BOND INTEREST RECEIVED 028402DC6	248000 AMERICAN NATL BK OMAHA NEB CTF DEP 4.400% 09/13/27 B/E DTD 09/13/24 CLB RD 06/12 PD 06/13/25				926.77	USD
06/16/25		BOND INTEREST RECEIVED 33650TAG5	248000 FIRST ST BK WINCHESTER OHIO CTF DEP 3.500% 09/16/25 B/E DTD 09/16/22 CLB RD 06/13 PD 06/16/25				737.21	USD
06/16/25		BOND INTEREST RECEIVED 35907XFG7	248000 FRONTIER BK OMAHA NE CTF DEP 4.700% 07/14/26 DTD 07/14/23 RD 05/30 PD 06/14/25				989.96	USD
06/20/25		INTEREST ON FREE CREDIT BALANCES USD999997	U.S.DOLLARS CURRENCY CREDIT INTEREST FOR INTEREST PERIOD ENDING 06-19-25 YIELDS WERE: CURRENT 0.100% EFFECTIVE 0.100%				1.84	USD
06/20/25		BOND INTEREST RECEIVED 73317ACL4	246000 POPULAR BK NEW YORK BRH INSTL CTF DEP PROGRAM 4.950% 09/17/26 DTD 09/20/23 RD 06/18 PD 06/20/25				3,069.27	USD
06/23/25		BOND INTEREST RECEIVED 27002YGD2	248000 EAGLEBANK BETHESDA MD CTF DEP 5.050% 07/21/25 DTD 07/21/23 RD 06/06 PD 06/21/25				1,063.68	USD
06/24/25		BOND INTEREST RECEIVED 300498AZ5	246000 EVOLVE BK & TR WEST MEMPHIS ARK CTF DEP 4.150% 10/25/27 B/E DTD 04/24/25 CLB RD 06/23 PD 06/24/25				867.07	USD

**MBS MULTI-BANK SECURITIES, INC.***

1000 Town Center, Suite 2300
Southfield, MI 48075
(800) 967-9045

Member of FINRA & SIPC; MSRB Registered.

June 1, 2025 - June 30, 2025
MEDINA CITY SCHOOLS

Transactions by Type of Activity (continued)

Process/ Settlement Date	Trade/ Transaction Date	Activity Type	Description	Quantity	Price	Accrued Interest	Amount	Currency
Dividends and Interest (continued)								
06/26/25		BOND INTEREST RECEIVED 84287PHU9	248000 SOUTHERN FIRST BK N A GREENVILLE S C CTF DEP 4.600% 11/27/26 DTD 05/26/23 RD 06/11 PD 06/26/25				968.90	USD
06/27/25		BOND INTEREST RECEIVED 910286HZ9	243000 UNITED FID BK FSB EVANSVILLE IND CTF DEP 4.350% 03/27/26 B/E DTD 09/27/24 RD 06/12 PD 06/27/25				897.77	USD
06/30/25		BOND INTEREST RECEIVED 07356PAX7	244000 BEACON CMNTY BK MT PLEASANT SC CTF DEP 4.200% 12/30/25 B/E DTD 05/30/25 RD 06/27 PD 06/30/25				870.38	USD
06/30/25		BOND INTEREST RECEIVED 32023HBT4	248000 FIRST FED SVGS & LN ASSN LAKEWOOD OHIO CTF DEP 5.250% 06/28/27 DTD 06/28/24 CLB RD 06/13 PD 06/28/25				1,105.81	USD
06/30/25		BOND INTEREST RECEIVED 32056GDQ0	248000 FIRST INTERNET BK FISHERS IND CTF DEP 4.000% 09/29/25 DTD 09/28/22 RD 06/13 PD 06/28/25				842.52	USD
06/30/25		BOND INTEREST RECEIVED 95285QCM8	246000 WEST GATE BK LINCOLN NEB CTF DEP 4.150% 05/01/28 B/E DTD 04/29/25 CLB RD 06/27 PD 06/29/25				867.07	USD
06/30/25		BOND INTEREST RECEIVED 978208AG1	248000 WOOD & HUSTON BK MARSHALL MO CTF DEP 4.700% 06/30/26 DTD 06/30/23 RD 06/27 PD 06/30/25				989.96	USD
Total Dividends and Interest						\$0.00	\$23,741.12	USD
Distributions								
06/02/25		SECURITY REDEEMED 06740KQS9	BARCLAYS BK DEL RETAIL CTF DEP 3A2 INSTL CTF DEP 3.050% 06/02/25 B/E DTD 06/02/22 ACCOUNT REDEMPTION	-248,000.0000			248,000.00	USD
Total Distributions						\$0.00	\$248,000.00	USD
Cash Withdrawals and Deposits								
06/02/25		ELECTRONIC TRANSACTION USD999997	SEND TO BANK FOR ACH ACH HUNTINGTON NATIONAL BANK				-27,901.54	USD
06/03/25		ELECTRONIC TRANSACTION USD999997	SEND TO BANK FOR ACH ACH HUNTINGTON NATIONAL BANK				-248,000.00	USD



Transactions by Type of Activity (continued)

Process/ Settlement Date	Trade/ Transaction Date	Activity Type	Description	Quantity	Price	Accrued Interest	Amount	Currency
Cash Withdrawals and Deposits (continued)								
06/05/25		ELECTRONIC DEPOSIT USD999997	RECV FR BANK FOR ACH ACH HUNTINGTON NATIONAL BANK				248,000.00	USD
06/23/25		ELECTRONIC DEPOSIT USD999997	RECV FR BANK FOR ACH ACH HUNTINGTON NATIONAL BANK				248,000.00	USD
Total Cash Withdrawals and Deposits						\$0.00	\$220,098.46	USD
Total Value of Transactions						\$0.00	-\$4,160.42	USD

The price and quantity displayed may have been rounded.

Fixed Income Analysis

Bond Quality

Bond Quality	Market Value	% of Bond Market Value	Percent of Fixed Income
AA	493,693.60	5%	
Not Rated	9,395,942.19	95%	
Total	9,889,635.79	100%	

Bond Maturity Schedule



Bond Maturity	Market Value	% of Bond Market Value
Within 1 month	248,096.72	3%
1 to 6 months	2,469,103.88	25%
7 to 12 months	987,167.17	10%
1 to 5 years	6,185,268.02	62%
Total	9,889,635.79	100%

Percentages of bond market values are rounded to the nearest whole percentage.

Bond quality ratings reflect Moody's or Standard and Poor's ratings. Bonds may be rated by other services. Bonds that are in default are not included. Please refer to your Portfolio Holdings section.

Messages

PERSHING LLC (BNY PERSHING) ANNUAL DISCLOSURE OF IMPORTANT INFORMATION

BNY Pershing, as the custodian for your accounts, is required to disclose certain information to you on an annual basis. This document contains those disclosures.

TRADING ACTIVITY DISCLOSURES

FOREIGN CURRENCY TRANSACTIONS

June 1, 2025 - June 30, 2025
MEDINA CITY SCHOOLS**Messages (continued)**

BNY Pershing will execute foreign currency transactions as principal for your account. BNY Pershing's compensation for such transactions is based on the difference between the prevailing Foreign Exchange Interbank market and the rate applied at the time of the trade. Each currency conversion rate applied by BNY Pershing will not exceed the highest interbank conversion rate identified from customary banking sources on the conversion date or prior business day, increased by up to 1%, unless a particular rate is required by applicable law. Some firms increase or decrease the currency conversion rate you are charged by BNY Pershing and such increase or decrease in the rate results in compensation to your firm. Conversion rates may differ from rates in effect on the date a dividend, interest payment or corporate action is credited or declared. Unless you instruct your firm otherwise, BNY Pershing automatically converts foreign currency to or from U.S. dollars for dividends, interest and corporate actions.

STOP ORDER ELECTION/TRIGGER

Equity odd-lot sales count toward consolidated and participant exchange volumes, but do not update the last-sale, open, close, high, or low price. Since odd-lot executions are not last-sale eligible, they will not trigger non-directed stop, stop-limit or trailing-stop orders routed to BNY Pershing for execution.

CONFIRMATION OF EXECUTIONS AND/OR CANCELLATIONS

Confirmations of executions and/or cancellation requests may be delayed, erroneous (e.g., due to computer system issues) or subject to further edits including cancellation by a market center. A customer is bound by the conditions of the actual order execution if consistent with the customer's order instructions. Further, requests to cancel an order are not guaranteed, and will only be cancelled if received and applied to the still unexecuted order at the relevant market center. Customers may not assume that any order has been executed or cancelled until the customer has received a transaction or cancellation confirmation from BNY Pershing. Even in the event such execution or cancellation is reported to a customer, any reporting or posting errors, including errors in reporting or posting execution prices or cancellations, may be corrected to reflect what actually occurred in the marketplace. Note that during market hours, it is rarely possible to cancel a market order or a marketable limit order as such orders are subject to immediate execution.

BNY PERSHING'S IMPARTIAL LOTTERY PROCESS: PARTIAL CALLS

Information about BNY Pershing's impartial lottery process can be found at www.bny.com/pershing/us/en/disclosures. A printed copy of this information is available by calling (888) 367-2563, option 3 then option 5.

When a security is subject to a partial redemption, BNY Pershing has procedures to treat you fairly. When an issuer initiates a partial call of securities, the depository holding such securities (typically, the Depository Trust and Clearing Corporation, or DTCC) conducts an impartial, computerized lottery using an incremental random number technique to determine the allocation of called securities to participants for which it holds securities on deposit (including BNY Pershing). Because DTCC's lottery is random and impartial, participants may or may not receive an allocation of securities selected for redemption. BNY Pershing conducts a similar, computer-generated random lottery. The lottery determines the accounts that will be selected and the number of securities in the account that will be redeemed.

Allocations are based on the number of trading units held in the account. The probability of any trading unit held by an account being selected as called in a partial call is proportional to the total number of trading units held through BNY Pershing.

Once the lottery is complete, BNY Pershing notifies your firm which accounts have received an allocation. Securities registered in the client's name, either in transit or held in custody, are excluded from the BNY Pershing lottery process. BNY Pershing initiates the lottery process by identifying the accounts holding the called security, the total par value of the called securities held, and the trading unit of the security.

For example (unit of trade=\$25,000):



Messages (continued)

Client Account	Par Value	Number of Trading Units
ABC-123234	\$100,000	4
DEF-325465	\$75,000	3
EDR-567433	\$150,000	6
EGT-876574	\$50,000	2
EGT-888345	\$25,000	1
FRT-435234	\$25,000	1
FRT-658797	\$75,000	3

In brief, the allocation process involves the following steps:

- The number of trading units held in each account is identified.
- A sequential number is assigned to each trading unit (e.g., account EDR-567433 would be assigned six numbers).
- A random number is generated that will result in one of these trading units being the first unit in the selection process.
- Thereafter, the trading units participating in the allocation are based on an incremental random number technique until the number of trading units allocated to BNY Pershing is exhausted.

Additional Information

- The allocation of called securities is not made on a pro-rata basis. Therefore, it is possible that a client may receive a full or partial redemption of shares held. Conversely, it is also possible that a client may not have any securities selected for redemption.
- When a partial call is deemed favorable to the holders of the called security, BNY Pershing will exclude certain accounts from the lottery. Excluded accounts will include BNY Pershing's proprietary and employee accounts, as well as proprietary and employee accounts of your firm (if BNY Pershing carries and clears those accounts). No allocation will be made to these proprietary and employee accounts until all other client positions at BNY Pershing in such securities have been called. When a partial call is deemed unfavorable to holders of the called security, BNY Pershing will not exclude any accounts from the lottery.
- If the partial call is made at a price above the current market price as captured in BNY Pershing's price reporting system, BNY Pershing will generally categorize the partial call as one that is favorable to the holders of such security. If the partial call is made at a price that is equal to or below the current market price of the security as captured in BNY Pershing's price reporting system, BNY Pershing will generally categorize that call as one that is unfavorable to holders of the security.
- Clients have the right to withdraw uncalled, fully paid securities from BNY Pershing at any time prior to the cut-off date and time established by the issuer, transfer agent and/or depository with respect to the partial call. Clients also have the right to withdraw excess margin securities, provided that the client account is not subject to restriction under Regulation T or that such withdrawal will not cause an under-margined condition.
- Impartial lottery is conducted based on settled positions as of the close of business the day prior to the publication date.

OTHER SOURCES OF REVENUE TO BNY PERSHING

As a custodian, BNY Pershing receives compensation from third parties for the services it provides to support certain products, including but not limited to, mutual funds, 529 plans, money funds, bank deposit sweep products, annuities, alternative investments, and exchange traded funds (ETFs).

June 1, 2025 - June 30, 2025
MEDINA CITY SCHOOLS**Messages (continued)****PERSHING LLC (BNY PERSHING) ANNUAL DISCLOSURE OF IMPORTANT INFORMATION**

BNY Pershing, as the custodian for your accounts, is required to disclose certain information to you on an annual basis. This document contains those disclosures.

TRADING ACTIVITY DISCLOSURES**CREDIT INTEREST AND CHECK DISBURSEMENT**

Under certain conditions, BNY Pershing earns revenue based on free credit balances in client accounts. A small number of firms share in a portion of that revenue. In situations where you request a check disbursement from your account, BNY Pershing will continue to earn revenue based on the amount of the check from the date that it is disbursed until its final settlement and payment. Free credit balances in your account are for investment purposes. If you currently maintain free credit balances in your account solely for the purpose of receiving credit interest and have no intention of investing the funds in the future, contact your firm to discuss your investment options.

MUTUAL FUND FEES AND REVENUE SHARING

BNY Pershing provides operational services to mutual fund companies and receives fees for those services. These fees are paid to BNY Pershing for its work on behalf of the funds, such as dividend calculations and posting, accounting, reconciliation, client confirmation and statement preparation and mailing, and tax statement preparation and mailing.

Where applicable, BNY Pershing facilitates payments of SEC Rule 12b-1 fees received from mutual funds and paid to you or your firm. In limited circumstances, pursuant to agreements with certain firms, BNY Pershing retains a portion of those fees. BNY Pershing offers a mutual fund no-transaction-fee program called FundVest® and Offshore Flex (for non-US clients). BNY Pershing receives fees from mutual funds that participate in FundVest and Offshore Flex. There are some firms that choose to participate in this program and have agreements with BNY Pershing to share in the fees received by BNY Pershing. These fees are considered revenue sharing and are a source of revenue for BNY Pershing and, where applicable, a source of revenue for your firm. These fees create an incentive for BNY Pershing to support these products on its platform.

MONEY FUND AND BANK DEPOSIT PROGRAM FEES AND REVENUE SHARING

Money fund and bank deposit sweep product processing fees and revenue sharing arrangements are a source of revenue for BNY Pershing and, where applicable, a source of revenue for your firm. For the money funds supported on its sweep platform available to all clients, BNY Pershing receives remuneration paid out of the total operating expenses of the fund, some of which include SEC Rule 12b-1 fees. If your firm selects a sweep product available to all clients that pays BNY Pershing remuneration, in most cases a portion of the fees BNY Pershing receives from money fund and bank deposit sweep product providers will be shared with your firm. In addition, BNY Pershing receives fees for providing access to its platform from money funds and bank deposit sweep product providers. In most cases, these fees are paid based on assets in the products. In certain circumstances, BNY Pershing shares these fees with your firm. Some firms have unique sweep products, where BNY Pershing does not receive fees from the sweep product provider. When BNY Pershing receives fees, a portion is applied against costs associated with providing services, including maintaining cash sweep systems, sub-accounting, dividend and interest calculations, posting, reconciliation, client statement preparation and distribution, tax statement preparation and distribution, marketing and distribution related support and other services.

For a listing of money funds and bank deposit products that pay BNY Pershing revenue-sharing and processing fees, refer to <https://www.bny.com/pershing/us/en/disclosures>.

Messages (continued)

FEES RECEIVED BY AFFILIATES

The Dreyfus money funds supported as sweep options by BNY Pershing, which may be offered to you by your firm, are managed by the funds' investment adviser, BNY Mellon Investment Adviser, Inc. (BNYMIA). BNYMIA has engaged its affiliate, Dreyfus, a division of Mellon Investments Corporation (MIC) to serve as sub-adviser. The funds are distributed by BNY Mellon Securities Corporation (BNYMSC). BNYMSC and BNYMIA are affiliates of BNY Pershing and BNYMSC receives compensation for delivering services to the Dreyfus money funds. The Dreyfus Insured Deposits products are bank deposit sweep products that automatically deposit swept funds into FDIC member participating banks (Program Banks), where swept balances receive pass through FDIC insurance coverage through those Program Banks. The Dreyfus Insured Deposits products are supported by BNY Pershing, and may be offered to you by your firm, operate through a private labelling arrangement with Dreyfus. BNY Pershing has appointed Dreyfus to provide certain services with respect to the operation of the Dreyfus Insured Deposits products. The Bank of New York Mellon is a state-chartered bank and BNY Mellon, National Association (BNY Mellon, N.A.) is a national banking association, both of which may act as Program Banks by participating in the bank deposit sweep products that BNY Pershing supports on its sweep platform. BNYMSC is a registered investment adviser and broker-dealer, and a subsidiary of BNYMIA. BNY Pershing, Pershing Advisor Solutions, BNYMSC, BNYMIA, The Bank of New York Mellon and BNY Mellon, N.A. are BNY companies. BNY is the corporate brand for The Bank of New York Mellon Corporation. BNY Pershing, Pershing Advisor Solutions and BNYMSC earn fees (which may or may not be account- based) based on the amount of money in the Dreyfus Money Funds and Dreyfus Insured Deposits products. Depending on the specific terms of the products offered, BNY Pershing and Pershing Advisor Solutions may earn a higher fee on balances in any of the bank deposit sweep products supported on the platform than in other sweep products, such as money funds. Based on the agreement between BNY Pershing and your firm, BNY Pershing, in its sole discretion, will share a portion of the fees it earns from the support of these sweep products with your firm, in which case your firm would earn fees on balances in these products, which may be higher than fees earned on other money market products. The Bank of New York Mellon and BNY Mellon, N.A. may participate in bank deposit sweep products that BNY Pershing supports on its sweep platform. If they participate, the Bank of New York Mellon and BNY Mellon, N.A. will realize an economic benefit from balances received through the bank deposit sweep products on the BNY Pershing platform. The Program Banks, including the Bank of New York Mellon and BNY Mellon, N.A., do not have a duty to offer the highest rates available or rates that are comparable to money funds or those offered by other depository institutions.

SPONSORSHIP FEES

Third-party product and service providers (e.g., mutual fund companies, annuity companies, ETF providers, money market fund companies, money managers, alternative asset managers, fintech firms and business solution providers) provide sponsorship fee payments to BNY Pershing in connection with educational conferences, events, seminars and workshops for their clients. These payments cover the expenses of educational materials and/or other conference and event related expenses.

ADDITIONAL INFORMATION

Further detailed information regarding a number of the above topics can be found on our website at www.bny.com/pershing/us/en/disclosures

Cash Not Yet Received

Security	Record Date	Payable Date	Quantity Held	Rate	Dividend Option	Amount of Payment
Interest						
CENTRAL BK LITTLE ROCK ARK CTF DEP 4.500% 03/10/28 B/E	06/25/25	07/10/25	248,000.0000	0.003699	Cash	917.26
FARMERS & MERCHANTS BK BERLIN WIS CTF DEP	06/18/25	07/03/25	248,000.0000	0.004562	Cash	1,131.29

June 1, 2025 - June 30, 2025
MEDINA CITY SCHOOLS**Cash Not Yet Received (continued)**

Security	Record Date	Payable Date	Quantity Held	Rate	Dividend Option	Amount of Payment
Interest (continued)						
GENERATIONS BK ROGERS ARK CTF DEP 3.400% 08/04/25 B/E	06/18/25	07/03/25	248,000.0000	0.002795	Cash	693.04
WASHINGTON ST BK IOWA CTF DEP 4.100% 10/10/28 B/E	06/24/25	07/09/25	248,000.0000	0.003370	Cash	835.73
MORGAN STANLEY PRIVATE BK NATL ASSN INSTL CTF DEP	06/27/25	06/30/25	248,000.0000	2.717808	Cash	674.02

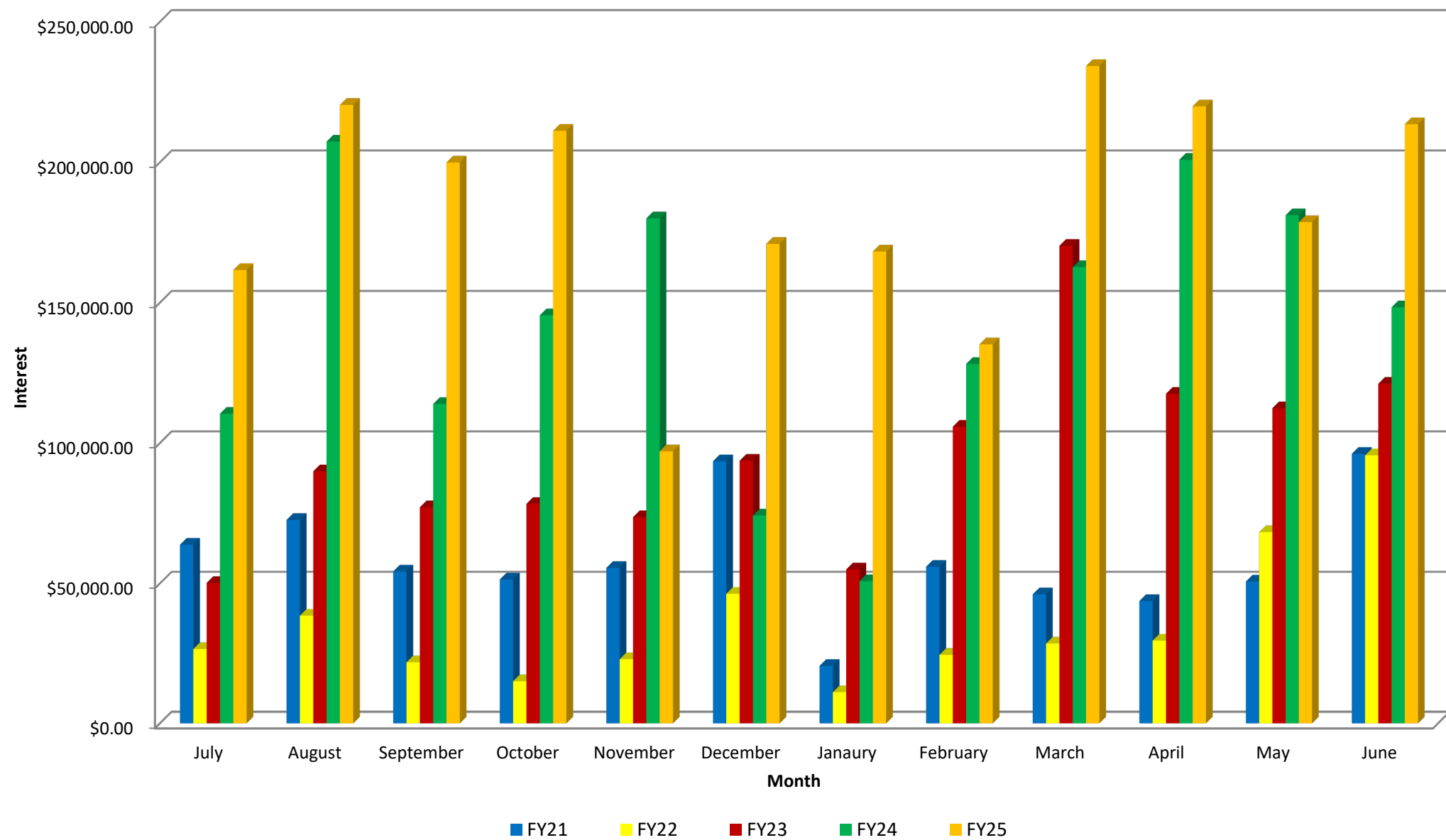
Total Cash Not Yet Received**\$4,251.34**

Assets shown here are not reflected in your account. This information has been received from sources we believe to be reliable. Pershing does not guarantee the accuracy of the information.

Important Information and Disclosures**The Role of Pershing**

- **Pershing LLC, member FINRA, NYSE, carries your account as clearing broker pursuant to a clearing agreement with your financial institution.** Pershing is not responsible or liable for any acts or omissions of your financial institution or its employees and it does not supervise them. Pershing provides no investment advice nor does it assess the suitability of any transaction or order. Pershing acts as the agent of your financial institution and you agree that you will not hold Pershing or any person controlling or under common control with it liable for any investment losses incurred by you.
- Pershing performs several key functions at the direction of your financial institution. It acts as custodian for funds and securities you may deposit with it directly or through your financial institution or that it receives as the result of securities transactions it processes.
- Your financial institution is responsible for adherence to the securities laws, regulations and rules which apply to it regarding its own operations and the supervision of your account, its sales representatives and other personnel. Your financial institution is also responsible for approving the opening of accounts and obtaining account documents; the acceptance and, in certain instances, execution of securities orders; the assessment of the suitability of those transactions, where applicable; the rendering of investment advice, if any, to you and in general, for the ongoing relationship that it has with you.
- Inquiries concerning the positions and balances in your account may be directed to the **Pershing Customer Service Department at (201) 413-3333**. All other inquiries regarding your account or activity should be directed to your financial institution. Your financial organization's contact information can be found on the first page of this statement.
- For a description of other functions performed by Pershing please consult the Disclosure Statement provided to you upon the opening of your account. This notice is not meant as a definitive enumeration of every possible circumstance, but as a general disclosure. If you have any questions regarding this notice or if you would like additional copies of the Disclosure Statement, please contact your financial institution.
- Pershing is a member of the Securities Investor Protection Corporation (SIPC®). Please note that SIPC does not protect against loss due to market fluctuation. An explanatory brochure is available upon request at www.sipc.org. In addition to SIPC protection, Pershing provides coverage in excess of SIPC limits. For more detailed information please visit: www.bny.com/pershing/us/en/about/strength-and-stability.html
- This statement will be deemed conclusive. You are advised to report any inaccuracy or discrepancy (including unauthorized trading) promptly, but no later than ten days after receipt of this statement, to your financial organization and Pershing. Please be advised that any oral communication should be re-confirmed in writing to further protect your rights, including your rights under the Securities Investor Protection Act.
- Your financial organization's contact information can be found on the first page of this statement. Pershing's contact information is as follows: **Pershing LLC, Legal Department, One Pershing Plaza, Jersey City, New Jersey 07399; (201) 413-3330**. Errors and Omissions excepted.

Total Monthly Investment Earnings



POWERSCHOOL
DATE: 07/16/2025
TIME: 10:46:38
SELECTION CRITERIA : ALL

MEDINA CITY SCHOOLS
OH Cash Position Report

PAGE NUMBER: 1

ACCOUNTING PERIOD : 13/25

FUND	SCC	DESCRIPTION	BEGIN	MTD	FYTD	MTD	FYTD	CURRENT	CURRENT	UNENCUMBERED
			BALANCE	RECEIPTS	RECEIPTS	EXPENDITURES	EXPENDITURES	FUND BALANCE	ENCUMBRANCE	FUND BALANCE
001	0000	GENERAL FUND								
		20,181,839.48	0.00	88,754,557.61	0.00	78,976,635.54	29,959,761.55	1,641,149.91	28,318,611.64	
001	0950	GENERAL FUND - CHROME								
		355,677.18	0.00	103,378.50	0.00	0.00	459,055.68	0.00	459,055.68	
001	1000	GENERAL FUND								
		593,809.20	0.00	0.00	0.00	0.00	593,809.20	0.00	593,809.20	
001	2000	GENERAL FUND								
		1,210,532.83	0.00	499,488.78	0.00	0.00	1,710,021.61	0.00	1,710,021.61	
001	3000	GENERAL FUND - ATHLETIC								
		0.00	0.00	270.00	0.00	0.00	270.00	0.00	270.00	

Total For Fund	001:									
		22,341,858.69	0.00	89,357,694.89	0.00	78,976,635.54	32,722,918.04	1,641,149.91	31,081,768.13	
002	9000	BOND RETIRE - ELEM/HIGH								
		3,647,415.85	0.00	4,241,672.13	0.00	4,258,638.36	3,630,449.62	0.00	3,630,449.62	
002	9012	SALES TAX - COPS								
		0.00	0.00	1,721,318.57	0.00	1,721,318.57	0.00	1,375.00	-1,375.00	

Total For Fund	002:									
		3,647,415.85	0.00	5,962,990.70	0.00	5,979,956.93	3,630,449.62	1,375.00	3,629,074.62	
003	0000	PERMANENT IMPROVEMENT								
		340,994.61	0.00	50,000.00	0.00	0.00	390,994.61	0.00	390,994.61	
003	9000	PERMANENT IMPROVEMENT								
		13,601.14	0.00	0.00	0.00	0.00	13,601.14	0.00	13,601.14	
003	9001	REC CENTER-PERMANENT IMP								
		-53,485.62	0.00	563,617.20	0.00	90,600.02	419,531.56	455,767.00	-36,235.44	

Total For Fund	003:									
		301,110.13	0.00	613,617.20	0.00	90,600.02	824,127.31	455,767.00	368,360.31	
006	0000	LUNCHROOM FUND								
		-812,753.71	0.00	1,519,433.67	0.00	1,544,158.06	-837,478.10	8,911.32	-846,389.42	

POWERSCHOOL
 DATE: 07/16/2025
 TIME: 10:46:38
 SELECTION CRITERIA : ALL

MEDINA CITY SCHOOLS
 OH Cash Position Report

PAGE NUMBER: 2

ACCOUNTING PERIOD : 13/25

FUND	SCC	DESCRIPTION BEGIN BALANCE	MTD RECEIPTS	FYTD RECEIPTS	MTD EXPENDITURES	FYTD EXPENDITURES	CURRENT FUND BALANCE	CURRENT ENCUMBRANCE	UNENCUMBERED FUND BALANCE
006	9006	LUNCHROOM - FED FUNDS 2,209,288.08	0.00	948,708.35	0.00	1,028,160.22	2,129,836.21	18,881.87	2,110,954.34
006	9022	P-EBT ADMINISTRATIVE FUND 3,691.00	0.00	0.00	0.00	0.00	3,691.00	0.00	3,691.00
<hr/>									
Total For Fund	006:	1,400,225.37	0.00	2,468,142.02	0.00	2,572,318.28	1,296,049.11	27,793.19	1,268,255.92
007	9004	COLLINS SCH/POST-GRADUATE 2,047.75	0.00	17,230.37	0.00	17,000.00	2,278.12	0.00	2,278.12
007	9022	BREWER GARRETT SCH 13,201.84	0.00	857.21	0.00	0.00	14,059.05	0.00	14,059.05
007	9110	ART TRUST - GARFIELD 12,444.11	0.00	808.00	0.00	0.00	13,252.11	0.00	13,252.11
007	9333	RIOS STUDENT LEADER SCH 22,600.77	0.00	4,538.99	0.00	3,000.00	24,139.76	0.00	24,139.76
007	9901	BIXLER SCHOLARSHIP FUND 136.89	0.00	8.87	0.00	0.00	145.76	0.00	145.76
<hr/>									
Total For Fund	007:	50,431.36	0.00	23,443.44	0.00	20,000.00	53,874.80	0.00	53,874.80
008	9002	KANEHL MUSIC TRUST 28,514.46	0.00	-341.79	0.00	0.00	28,172.67	0.00	28,172.67
008	9003	RICHARD HOFFMAN COLLINS 838,122.45	0.00	29,506.44	0.00	48,000.00	819,628.89	0.00	819,628.89
008	9112	ELAINE BUSHMAN FUND 20,280.97	0.00	230.80	0.00	550.00	19,961.77	0.00	19,961.77
<hr/>									
Total For Fund	008:	886,917.88	0.00	29,395.45	0.00	48,550.00	867,763.33	0.00	867,763.33
009	9000	STAR 3,197.65	0.00	35,604.45	0.00	32,369.55	6,432.55	0.00	6,432.55

POWERSCHOOL
DATE: 07/16/2025
TIME: 10:46:38
SELECTION CRITERIA : ALL

MEDINA CITY SCHOOLS
OH Cash Position Report

PAGE NUMBER: 3

ACCOUNTING PERIOD : 13/25

FUND	SCC	DESCRIPTION	BEGIN	BALANCE	MTD RECEIPTS	FYTD RECEIPTS	MTD EXPENDITURES	FYTD EXPENDITURES	CURRENT FUND BALANCE	CURRENT ENCUMBRANCE	UNENCUMBERED FUND BALANCE
009	9110	UNIFORM SUPPLIES GA									
		271.01	0.00		1,009.25	0.00	0.00	1,280.26	278.12	1,002.14	
009	9120	UNIFORM SUPPLIES - CN									
		15,149.43	0.00		11,431.75	0.00	11,080.86	15,500.32	0.00	15,500.32	
009	9130	UNIFORM SUPPLIES - FN									
		5,055.42	0.00		14,603.40	0.00	16,361.47	3,297.35	5,081.97	-1,784.62	
009	9140	UNIFORM SUPPLIES - HE									
		18,178.60	0.00		1,915.75	0.00	0.00	20,094.35	0.00	20,094.35	
009	9160	UNIFORM SUPPLIES - BL									
		4,605.71	0.00		10,068.85	0.00	12,242.99	2,431.57	1,095.93	1,335.64	
009	9170	UNIFORM SUPPLIES - WA									
		25,933.15	0.00		13,558.50	0.00	12,201.43	27,290.22	4,500.00	22,790.22	
009	9180	UNIFORM SUPPLIES - NO									
		11,774.16	0.00		10,481.50	0.00	12,044.35	10,211.31	4,000.00	6,211.31	
009	9200	UNIFORM SUPPLIES - CL									
		15,494.30	0.00		19,382.09	0.00	22,235.69	12,640.70	111.99	12,528.71	
009	9210	UNIFORM SUPPLIES - RT									
		10,389.39	0.00		21,287.35	0.00	22,335.59	9,341.15	153.61	9,187.54	
009	9300	UNIFORM SUPPLIES - HS									
		70,565.87	0.00		163,783.99	0.00	152,552.24	81,797.62	9,920.03	71,877.59	
009	9301	MHS GRADUATION									
		297.03	0.00		8,983.05	0.00	9,280.08	0.00	0.00	0.00	
009	9302	SHAKESPEARE GROUP									
		0.00	0.00		4,400.00	0.00	4,400.00	0.00	0.00	0.00	
009	9304	AVIATION/PHOTOGRAPHY									
		3.87	0.00		0.00	0.00	0.00	3.87	0.00	3.87	
<hr/>											
Total For Fund	009:	180,915.59	0.00		316,509.93	0.00	307,104.25	190,321.27	25,141.65	165,179.62	
<hr/>											
014	9016	MEDINA CNTY JUV DET CNTR									
		32,952.83	0.00		436,562.97	0.00	354,710.65	114,805.15	0.00	114,805.15	
014	9116	EVOLVE									
		560,457.27	0.00		1,279,350.00	0.00	1,240,716.62	599,090.65	1,517.72	597,572.93	
<hr/>											
Total For Fund	014:	593,410.10	0.00		1,715,912.97	0.00	1,595,427.27	713,895.80	1,517.72	712,378.08	

POWERSCHOOL
DATE: 07/16/2025
TIME: 10:46:38
SELECTION CRITERIA : ALL

MEDINA CITY SCHOOLS
OH Cash Position Report

PAGE NUMBER: 4

ACCOUNTING PERIOD : 13/25

FUND	SCC	DESCRIPTION	BEGIN	MTD	FYTD	MTD	FYTD	CURRENT	CURRENT	UNENCUMBERED
		BALANCE	RECEIPTS	RECEIPTS	EXPENDITURES	EXPENDITURES	FUND	BALANCE	ENCUMBRANCE	FUND BALANCE
016	0000	EMERGENCY LEVY								
		13,641,647.74	0.00	7,385,695.16	0.00	12,562,232.94	8,465,109.96	192,294.48		8,272,815.48
016	0410	EMERGENCY LEVY								
		-401,646.48	0.00	483,193.05	0.00	81,584.26	-37.69	0.00		-37.69
016	1000	EMERGENCY LEVY								
		-1,921,600.15	0.00	2,446,175.76	0.00	523,519.90	1,055.71	0.00		1,055.71
016	9024	2024 EMERGENCY LEVY								
		0.00	0.00	7,737,737.90	0.00	7,737,737.90	0.00	0.00		0.00
<hr/>										
Total For Fund	016:									
		11,318,401.11	0.00	18,052,801.87	0.00	20,905,075.00	8,466,127.98	192,294.48		8,273,833.50
018	0000	PRINT SHOP								
		6,683.33	0.00	0.00	0.00	0.00	6,683.33	0.00		6,683.33
018	9000	PUBLIC SCHOOL SUP - SUPER								
		16.70	0.00	0.00	0.00	0.00	16.70	0.00		16.70
018	9110	PRINCIPAL'S FUND - GA								
		462.70	0.00	65.40	0.00	-340.19	868.29	619.04		249.25
018	9111	GARFIELD SCHOOL STORE								
		49.99	0.00	0.00	0.00	0.00	49.99	0.00		49.99
018	9113	GARFIELD MEDIA CENTER								
		144.57	0.00	35.20	0.00	0.00	179.77	0.00		179.77
018	9120	PRINCIPAL - CN								
		11,920.41	0.00	7,242.42	0.00	7,690.67	11,472.16	5,164.66		6,307.50
018	9122	CANAVAN SCHOOL STORE								
		586.69	0.00	0.00	0.00	0.00	586.69	0.00		586.69
018	9123	BOOK FAIR - CANAVAN								
		24,105.28	0.00	4,973.25	0.00	4,905.20	24,173.33	0.00		24,173.33
018	9130	PRINCIPAL - FN								
		38,309.42	0.00	16,998.18	0.00	11,007.01	44,300.59	1,917.05		42,383.54
018	9133	BOOK FAIR - FENN								
		1,621.91	0.00	382.34	0.00	0.00	2,004.25	0.00		2,004.25
018	9135	MEDINA SKI TEAM								
		474.67	0.00	0.00	0.00	0.00	474.67	0.00		474.67
018	9140	PRINCIPAL'S FUND - HE								
		41,665.15	0.00	0.00	0.00	0.00	41,665.15	0.00		41,665.15

POWERSCHOOL
 DATE: 07/16/2025
 TIME: 10:46:38
 SELECTION CRITERIA : ALL

MEDINA CITY SCHOOLS
 OH Cash Position Report

PAGE NUMBER: 5

ACCOUNTING PERIOD : 13/25

FUND	SCC	DESCRIPTION BEGIN BALANCE	MTD RECEIPTS	FYTD RECEIPTS	MTD EXPENDITURES	FYTD EXPENDITURES	CURRENT FUND BALANCE	CURRENT ENCUMBRANCE	UNENCUMBERED FUND BALANCE
<hr/>									
018	9143	HERITAGE MEDIA CENTER 2,226.35	0.00	0.00	0.00	0.00	2,226.35	0.00	2,226.35
018	9160	PRINCIPAL'S FUND - BL 38,696.84	0.00	9,119.69	0.00	16,350.29	31,466.24	2,285.41	29,180.83
018	9161	PBIS - BLAKE 1,598.50	0.00	0.00	0.00	1,598.50	0.00	0.00	0.00
018	9163	BLAKE MEDIA CENTER 13,354.69	0.00	280.78	0.00	346.62	13,288.85	0.00	13,288.85
018	9170	PRINCIPALS FUND - WA 68,032.41	0.00	12,416.49	0.00	9,125.54	71,323.36	5,583.65	65,739.71
018	9171	WAITE SCHOOL STORE 151.73	0.00	326.50	0.00	100.49	377.74	0.00	377.74
018	9173	MEDIA CENTER WA 5,324.43	0.00	28.99	0.00	0.00	5,353.42	0.00	5,353.42
018	9180	PRINCIPALS FUND NO 53,059.68	0.00	11,343.08	0.00	8,988.32	55,414.44	1,901.17	53,513.27
018	9183	MEDIA CENTER NO 4,135.77	0.00	2,779.20	0.00	0.00	6,914.97	0.00	6,914.97
018	9200	PRINCIPAL'S FUND - CL 43,095.71	0.00	8,973.04	0.00	15,840.05	36,228.70	1,874.52	34,354.18
018	9203	CL MEDIA CENTER 5,781.82	0.00	3,198.66	0.00	3,060.39	5,920.09	0.00	5,920.09
018	9210	PRINCIPAL'S FUND - RT 32,610.44	0.00	8,186.49	0.00	8,033.59	32,763.34	10,482.98	22,280.36
018	9211	ROOT M.S. MEDIA CENTER 10,892.80	0.00	3,142.85	0.00	3,079.88	10,955.77	3,070.12	7,885.65
018	9300	PRINCIPAL'S FUND - HS 20,431.99	0.00	18,451.70	0.00	15,467.53	23,416.16	1,953.50	21,462.66
018	9301	MEDIA CENTER FUND 1,618.45	0.00	28.00	0.00	-135.84	1,782.29	0.00	1,782.29
018	9302	SPECIAL FUNDRAISER - HS 29,909.37	0.00	0.00	0.00	0.00	29,909.37	0.00	29,909.37
018	9303	PERFORMING ARTS 235,704.58	0.00	109,441.00	0.00	51,296.29	293,849.29	69,157.18	224,692.11
018	9304	BUZZ 28,933.95	0.00	14,213.55	0.00	12,558.96	30,588.54	0.00	30,588.54
018	9305	FLEXIBLE CREDIT FUND 8,434.56	0.00	50.00	0.00	0.00	8,484.56	0.00	8,484.56
018	9306	FEED THE BEES 7,224.75	0.00	0.00	0.00	3,736.72	3,488.03	0.00	3,488.03

POWERSCHOOL
 DATE: 07/16/2025
 TIME: 10:46:38
 SELECTION CRITERIA : ALL

MEDINA CITY SCHOOLS
 OH Cash Position Report

PAGE NUMBER: 6

ACCOUNTING PERIOD : 13/25

FUND	SCC	DESCRIPTION BEGIN BALANCE	MTD RECEIPTS	FYTD RECEIPTS	MTD EXPENDITURES	FYTD EXPENDITURES	CURRENT FUND BALANCE	CURRENT ENCUMBRANCE	UNENCUMBERED FUND BALANCE
018	9307	MHS LOCAL GRANTS -1,183.49	0.00	1,183.49	0.00	0.00	0.00	0.00	0.00
018	9308	MHS HOPE SQUAD 2,859.80	0.00	9,415.00	0.00	8,612.02	3,662.78	0.00	3,662.78
018	9309	MHS CAPSTONE 0.00	0.00	2,931.95	0.00	2,707.97	223.98	0.00	223.98
018	9403	PRINCIPAL FUND -PRESCHOOL 229.50	0.00	2,413.29	0.00	168.53	2,474.26	230.52	2,243.74
018	9884	FACILITY RENTAL 86,055.82	0.00	502.00	0.00	0.00	86,557.82	0.00	86,557.82
018	9900	INSERVICE - CENTRAL 3,702.01	0.00	0.00	0.00	3,702.01	0.00	0.00	0.00
018	9901	PUBLIC SCH SUPPORT - INST 1,743.89	0.00	0.00	0.00	1,743.89	0.00	0.00	0.00
018	9902	INSERVICE - SUPER 11,224.52	0.00	59,494.29	0.00	0.00	70,718.81	0.00	70,718.81
018	9903	BOARD/STUDENT DEVELOPMENT 2,800.00	0.00	0.00	0.00	2,800.00	0.00	0.00	0.00
018	9904	WELLNESS FUND 502.00	0.00	0.00	0.00	0.00	502.00	0.00	502.00
018	9905	PUBLIC SCH SUPT/STUD SERV 51,248.39	0.00	0.00	0.00	51,248.39	0.00	0.00	0.00
018	9906	COMMUNICA-PUBLIC SCH SUP 675.90	0.00	1,825.00	0.00	1,725.00	775.90	0.00	775.90
018	9907	STEAM - SUMMER ENRICHMENT 5,374.82	0.00	0.00	0.00	0.00	5,374.82	0.00	5,374.82
018	9908	GRANT US HOPE -317.00	0.00	317.00	0.00	0.00	0.00	0.00	0.00
018	9910	MAINTENANCE DEPARTMENT 3,902.36	0.00	0.00	0.00	0.00	3,902.36	0.00	3,902.36
018	9915	BIKE TO SCHOOL 992.74	0.00	1,600.00	0.00	2,776.97	-184.23	0.00	-184.23
018	9916	SPIRIT NIGHT 3,945.76	0.00	2,500.00	0.00	3,211.85	3,233.91	0.00	3,233.91
018	9917	HALL OF FAME 2,235.05	0.00	9,775.00	0.00	6,855.83	5,154.22	0.00	5,154.22
018	9918	SPOTLIGHT ON STUDENTS 904.91	0.00	4,457.00	0.00	2,369.79	2,992.12	0.00	2,992.12
018	9919	STUDENT ART SHOW 527.00	0.00	500.00	0.00	265.39	761.61	0.00	761.61

POWERSCHOOL
 DATE: 07/16/2025
 TIME: 10:46:38
 SELECTION CRITERIA : ALL

MEDINA CITY SCHOOLS
 OH Cash Position Report

PAGE NUMBER: 7

ACCOUNTING PERIOD : 13/25

FUND	SCC	DESCRIPTION	BEGIN BALANCE	MTD RECEIPTS	FYTD RECEIPTS	MTD EXPENDITURES	FYTD EXPENDITURES	CURRENT FUND BALANCE	CURRENT ENCUMBRANCE	UNENCUMBERED FUND BALANCE
018	9920	TRSP FUND 1,514.98		0.00	0.00	0.00	181.61	1,333.37	99.09	1,234.28
018	9922	AMERICAN HEART GRANT 1,000.00		0.00	0.00	0.00	0.00	1,000.00	0.00	1,000.00
018	9930	RESOURCE CONNECTION 1,500.00		0.00	0.00	0.00	0.00	1,500.00	0.00	1,500.00
<hr/>										
Total For Fund 018:			918,698.60	0.00	328,590.83	0.00	261,079.27	986,210.16	104,338.89	881,871.27
019	9000	ADAMH GRANT 240.00		0.00	0.00	0.00	0.00	240.00	0.00	240.00
019	9018	LOWE'S LIGHT UP GA FY08 48.08		0.00	0.00	0.00	0.00	48.08	0.00	48.08
019	9020	RIF PROGRAM GRANT - NO 400.73		0.00	0.00	0.00	0.00	400.73	0.00	400.73
019	9021	JENNINGS - B - BRYNIARSKI 0.82		0.00	0.00	0.00	0.00	0.82	0.00	0.82
019	9023	PUB EDU LEADERSHIP COM GT 0.01		0.00	0.00	0.00	0.00	0.01	0.00	0.01
019	9025	OSLN STEM CLASSROOM GRANT 0.00		0.00	5,000.00	0.00	4,996.60	3.40	3.40	0.00
019	9029	M H J GRANT/ZAVESKY/FY09 6.82		0.00	0.00	0.00	0.00	6.82	0.00	6.82
019	9030	PERF BASD ASSMENT GT FY10 79.76		0.00	0.00	0.00	0.00	79.76	0.00	79.76
019	9031	PBA FY11 256.96		0.00	0.00	0.00	0.00	256.96	0.00	256.96
019	9113	ACS-HACH CHEM GT - HAMMAN 96.34		0.00	0.00	0.00	0.00	96.34	0.00	96.34
019	9121	ADAMH GRANT 33,855.00		0.00	6,000.00	0.00	5,330.25	34,524.75	1,500.00	33,024.75
019	9180	PPG INNOV CLASSRM GT-NO 15.31		0.00	0.00	0.00	0.00	15.31	0.00	15.31
019	9181	FIRST ENERGY GRANT 0.16		0.00	0.00	0.00	0.00	0.16	0.00	0.16
019	9213	VIDEO CLUB GRANT - MHS 2.82		0.00	0.00	0.00	0.00	2.82	0.00	2.82

POWERSCHOOL
 DATE: 07/16/2025
 TIME: 10:46:38
 SELECTION CRITERIA : ALL

MEDINA CITY SCHOOLS
 OH Cash Position Report

PAGE NUMBER: 8

ACCOUNTING PERIOD : 13/25

FUND	SCC	DESCRIPTION	BEGIN BALANCE	MTD RECEIPTS	FYTD RECEIPTS	MTD EXPENDITURES	FYTD EXPENDITURES	CURRENT FUND BALANCE	CURRENT ENCUMBRANCE	UNENCUMBERED FUND BALANCE

019	9301	PPG GRANT - ROBOTICS								
		9.07	0.00	0.00	0.00	0.00	0.00	9.07	0.00	9.07
019	9313	JENNINGS - NOP - MILLER								
		13.86	0.00	0.00	0.00	0.00	0.00	13.86	0.00	13.86
019	9413	3M AND OTHER GRANT								
		152.03	0.00	0.00	0.00	0.00	0.00	152.03	0.00	152.03
019	9513	NEA STUDENT ACHIEVE GT								
		191.88	0.00	0.00	0.00	0.00	0.00	191.88	0.00	191.88
019	9715	FUEL UP - BLAKE								
		23.82	0.00	0.00	0.00	0.00	0.00	23.82	0.00	23.82
019	9920	M H J SUPPORT STUGGLING								
		1,000.00	0.00	0.00	0.00	0.00	0.00	1,000.00	0.00	1,000.00

Total For Fund 019:										
		36,393.47	0.00	11,000.00	0.00	10,326.85	37,066.62	1,503.40		35,563.22

020	9001	TRANSPORTATION ENTERPRISE								
		170,790.31	0.00	10,566.20	0.00	101,140.88	80,215.63	117.51		80,098.12

Total For Fund 020:										
		170,790.31	0.00	10,566.20	0.00	101,140.88	80,215.63	117.51		80,098.12

022	9000	UNCLAIMED FUNDS								
		70,496.63	0.00	-20.00	0.00	70.00	70,406.63	4,930.00		65,476.63
022	9093	DIVERSION PROG ADAMHS BD								
		1,000.00	0.00	0.00	0.00	0.00	1,000.00	0.00		1,000.00
022	9094	DIVERSION PROG ADAMHS BD								
		1,000.00	0.00	0.00	0.00	0.00	1,000.00	0.00		1,000.00
022	9300	OH HS ATH ASSOC FUND								
		15,548.46	0.00	33,000.50	0.00	21,738.82	26,810.14	0.00		26,810.14

Total For Fund 022:										
		88,045.09	0.00	32,980.50	0.00	21,808.82	99,216.77	4,930.00		94,286.77

POWERSCHOOL
DATE: 07/16/2025
TIME: 10:46:38
SELECTION CRITERIA : ALL

MEDINA CITY SCHOOLS
OH Cash Position Report

PAGE NUMBER: 9

ACCOUNTING PERIOD : 13/25

FUND	SCC	DESCRIPTION BEGIN BALANCE	MTD RECEIPTS	FYTD RECEIPTS	MTD EXPENDITURES	FYTD EXPENDITURES	CURRENT FUND BALANCE	CURRENT ENCUMBRANCE	UNENCUMBERED FUND BALANCE
024	9001	MED AND DRUG/SELF INS 3,282,692.33	0.00	11,738,700.16	0.00	13,296,611.82	1,724,780.67	1,095,144.85	629,635.82
024	9002	DENT SELF INS 735,597.04	0.00	701,754.41	0.00	652,020.09	785,331.36	38,255.60	747,075.76
024	9094	FLEX PRO 77,284.53	0.00	255,264.81	0.00	256,483.93	76,065.41	1,094.80	74,970.61

Total For Fund	024:	4,095,573.90	0.00	12,695,719.38	0.00	14,205,115.84	2,586,177.44	1,134,495.25	1,451,682.19
027	0000	WORK COMP-SELF INS 437,903.21	0.00	172,818.12	0.00	188,367.65	422,353.68	68,500.79	353,852.89

Total For Fund	027:	437,903.21	0.00	172,818.12	0.00	188,367.65	422,353.68	68,500.79	353,852.89
071	9013	SALES TAX P I 4,633,927.93	0.00	4,370,570.73	0.00	4,538,829.91	4,465,668.75	959,307.19	3,506,361.56

Total For Fund	071:	4,633,927.93	0.00	4,370,570.73	0.00	4,538,829.91	4,465,668.75	959,307.19	3,506,361.56
200	9110	GA STUD COUN/K-KIDS CLUB 22.02	0.00	1.42	0.00	0.00	23.44	143.26	-119.82
200	9121	CN STUDENT COUNCIL 1,535.54	0.00	99.69	0.00	0.00	1,635.23	0.00	1,635.23
200	9134	FN STUDENT BUSINESS 10.50	0.00	0.66	0.00	0.00	11.16	0.00	11.16
200	9140	HE STUDENT COUNCIL 182.70	0.00	11.85	0.00	0.00	194.55	0.00	194.55
200	9184	NO STUDENT COUNCIL 58.47	0.00	3.79	0.00	0.00	62.26	0.00	62.26
200	9185	NO K-KIDS KIWANIS CLUB 12,781.09	0.00	829.89	0.00	0.00	13,610.98	0.00	13,610.98

POWERSCHOOL
 DATE: 07/16/2025
 TIME: 10:46:38
 SELECTION CRITERIA : ALL

MEDINA CITY SCHOOLS
 OH Cash Position Report

PAGE NUMBER: 10

ACCOUNTING PERIOD : 13/25

FUND	SCC	DESCRIPTION BEGIN BALANCE	MTD RECEIPTS	FYTD RECEIPTS	MTD EXPENDITURES	FYTD EXPENDITURES	CURRENT FUND BALANCE	CURRENT ENCUMBRANCE	UNENCUMBERED FUND BALANCE
<hr/>									
200	9201	ROBOTICS CLUB CL 511.52	0.00	33.22	0.00	0.00	544.74	0.00	544.74
200	9202	CL STUDENT COUNCIL 5,356.87	0.00	4,396.00	0.00	4,118.59	5,634.28	99.57	5,534.71
200	9204	CL CHEERLEADERS 587.02	0.00	38.11	0.00	0.00	625.13	0.00	625.13
200	9205	CL BUILDERS CLUB 4,036.34	0.00	259.20	0.00	242.04	4,053.50	0.00	4,053.50
200	9209	CL DRAMA CLUB 39,907.94	0.00	12,452.02	0.00	6,686.01	45,673.95	110.00	45,563.95
200	9251	ROBOTICS CLUB RT 322.78	0.00	20.94	0.00	0.00	343.72	192.41	151.31
200	9253	RT BUILDERS' CLUB 7,072.60	0.00	459.20	0.00	0.00	7,531.80	2,000.00	5,531.80
200	9254	RT HONORS ACADEMY 8,314.84	0.00	3,094.16	0.00	1,640.32	9,768.68	2,359.68	7,409.00
200	9256	RT DRAMA CLUB 5,915.91	0.00	377.03	0.00	593.94	5,699.00	2,656.06	3,042.94
200	9258	RT STUD COUNCIL 7,619.60	0.00	1,620.43	0.00	640.50	8,599.53	1,440.69	7,158.84
200	9301	YG AMERICANS FOR FREEDOM 0.21	0.00	0.00	0.00	0.00	0.21	0.00	0.21
200	9302	ART CLUB 1,269.14	0.00	383.32	0.00	223.06	1,429.40	0.00	1,429.40
200	9303	CULTURAL EXPLORATION 220.16	0.00	14.30	0.00	0.00	234.46	0.00	234.46
200	9304	CAREER ASSOCIATION 0.37	0.00	0.00	0.00	0.00	0.37	0.00	0.37
200	9305	CHEMCLUB 2.38	0.00	0.16	0.00	0.00	2.54	0.00	2.54
200	9307	VOCAL 38,467.99	0.00	45,815.49	0.00	37,283.07	47,000.41	0.00	47,000.41
200	9309	IMPROV CLUB 646.69	0.00	41.99	0.00	0.00	688.68	0.00	688.68
200	9310	D E P - NAT'L GERMAN HON 0.45	0.00	0.00	0.00	0.00	0.45	0.00	0.45
200	9312	DRAMA CLUB 18,158.33	0.00	19,281.65	0.00	20,495.84	16,944.14	0.00	16,944.14
200	9314	MEDINA OUTDOORS CLUB 652.40	0.00	157.98	0.00	395.98	414.40	0.00	414.40

POWERSCHOOL
 DATE: 07/16/2025
 TIME: 10:46:38
 SELECTION CRITERIA : ALL

MEDINA CITY SCHOOLS
 OH Cash Position Report

PAGE NUMBER: 11

ACCOUNTING PERIOD : 13/25

FUND	SCC	DESCRIPTION BEGIN BALANCE	MTD RECEIPTS	FYTD RECEIPTS	MTD EXPENDITURES	FYTD EXPENDITURES	CURRENT FUND BALANCE	CURRENT ENCUMBRANCE	UNENCUMBERED FUND BALANCE
200	9315	FELLOWSHIP OF CHRISTIAN ATH 377.59	0.00	24.51	0.00	0.00	402.10	0.00	402.10
200	9318	GIRLS LEADERSHIP CLUB 7,888.07	0.00	512.18	0.00	0.00	8,400.25	0.00	8,400.25
200	9321	KEY CLUB 62,832.58	0.00	8,928.21	0.00	15,768.22	55,992.57	0.00	55,992.57
200	9323	MEDINAMITE 1,424.78	0.00	92.51	0.00	0.00	1,517.29	0.00	1,517.29
200	9324	MEDINIAN 81,249.27	0.00	6,055.75	0.00	18,489.61	68,815.41	0.00	68,815.41
200	9325	MHS BAND 15,254.06	0.00	18,220.14	0.00	11,242.03	22,232.17	0.00	22,232.17
200	9326	NATIONAL HONOR SOCIETY 16,106.06	0.00	4,015.63	0.00	4,713.53	15,408.16	0.00	15,408.16
200	9327	ORCHESTRA 51,236.49	0.00	4,644.33	0.00	1,670.27	54,210.55	478.12	53,732.43
200	9330	SCIENCE OLYMPIAD CLUB 3,421.06	0.00	2,169.85	0.00	1,881.11	3,709.80	0.00	3,709.80
200	9331	SKI CLUB 3.55	0.00	0.23	0.00	0.00	3.78	0.00	3.78
200	9332	SPANISH CLUB 14,554.58	0.00	2,928.48	0.00	3,387.21	14,095.85	0.00	14,095.85
200	9333	STUDENT COUNCIL 52,319.90	0.00	37,776.18	0.00	41,925.07	48,171.01	0.00	48,171.01
200	9335	LATIN CLUB 7,109.78	0.00	461.64	0.00	0.00	7,571.42	0.00	7,571.42
200	9336	FRENCH CLUB 168.60	0.00	521.06	0.00	389.82	299.84	0.00	299.84
200	9337	AMERICAN SIGN LANGUAGE 271.68	0.00	32.55	0.00	150.61	153.62	0.00	153.62
200	9339	SPEECH/DEBATE CLUB 1,568.83	0.00	38,737.01	0.00	25,005.11	15,300.73	3,873.00	11,427.73
200	9340	O.C.O.M. 1,322.06	0.00	2,435.58	0.00	2,601.24	1,156.40	1,398.76	-242.36
200	9346	PENGUIN BOWL/NOSB 133.80	0.00	8.70	0.00	0.00	142.50	135.00	7.50
200	9350	TECHNOLOGY CLUB 127.36	0.00	570.42	0.00	464.17	233.61	0.00	233.61
200	9352	VIDEO CLUB - SR HI 8,179.86	0.00	983.81	0.00	237.32	8,926.35	7,260.88	1,665.47

POWERSCHOOL
DATE: 07/16/2025
TIME: 10:46:38
SELECTION CRITERIA : ALL

MEDINA CITY SCHOOLS
OH Cash Position Report

PAGE NUMBER: 12

ACCOUNTING PERIOD : 13/25

FUND	SCC	DESCRIPTION BEGIN BALANCE	MTD RECEIPTS	FYTD RECEIPTS	MTD EXPENDITURES	FYTD EXPENDITURES	CURRENT FUND BALANCE	CURRENT ENCUMBRANCE	UNENCUMBERED FUND BALANCE
200	9353	CHINESE CLUB 1,217.29	0.00	79.04	0.00	0.00	1,296.33	0.00	1,296.33
200	9355	GENDER AND SEXUALITY ALLI 599.09	0.00	34.02	0.00	407.21	225.90	0.00	225.90
200	9380	V O F T 18,402.50	0.00	1,196.66	0.00	0.00	19,599.16	0.00	19,599.16
200	9421	CLASS OF 2021 2.13	0.00	149.37	0.00	151.50	0.00	0.00	0.00
200	9422	CLASS OF 2022 111.57	0.00	0.00	0.00	111.57	0.00	0.00	0.00
200	9423	CLASS OF 2023 1,769.54	0.00	0.00	0.00	1,769.54	0.00	0.00	0.00
200	9424	CLASS OF 2024 1,597.35	0.00	0.00	0.00	1,597.35	0.00	0.00	0.00
200	9425	CLASS OF 2025 6,015.12	0.00	2,351.24	0.00	7,410.33	956.03	280.32	675.71
200	9426	CLASS OF 2026 3,598.64	0.00	54,513.02	0.00	55,926.28	2,185.38	0.00	2,185.38
200	9427	CLASS OF 2027 1,431.20	0.00	4,943.52	0.00	2,765.00	3,609.72	0.00	3,609.72
200	9428	CLASS OF 2028 0.00	0.00	4,045.13	0.00	2,910.78	1,134.35	0.00	1,134.35
200	9999	STUD ACTIV FD WAGES/BENE 0.01	0.00	0.00	0.00	0.00	0.01	0.00	0.01
<hr/>									
Total For Fund	200:	513,948.26	0.00	285,823.27	0.00	273,294.23	526,477.30	22,427.75	504,049.55
<hr/>									
300	3000	ATHLETIC FUND 296,392.86	0.00	440,584.16	0.00	488,877.58	248,099.44	18,472.51	229,626.93
300	3001	ATHLETICS OTH 15,510.00	0.00	171,805.10	0.00	156,843.31	30,471.79	0.00	30,471.79
300	3002	ATH BOYS TENNIS 0.00	0.00	400.00	0.00	500.00	-100.00	0.00	-100.00
300	3003	ATH BOYS BB 0.00	0.00	29,275.82	0.00	29,275.82	0.00	0.00	0.00
300	3004	ATH GIRLS BB 0.00	0.00	16,032.99	0.00	16,032.99	0.00	0.00	0.00

POWERSCHOOL
 DATE: 07/16/2025
 TIME: 10:46:38
 SELECTION CRITERIA : ALL

MEDINA CITY SCHOOLS
 OH Cash Position Report

PAGE NUMBER: 13

ACCOUNTING PERIOD : 13/25

FUND	SCC	DESCRIPTION BEGIN BALANCE	MTD RECEIPTS	FYTD RECEIPTS	MTD EXPENDITURES	FYTD EXPENDITURES	CURRENT FUND BALANCE	CURRENT ENCUMBRANCE	UNENCUMBERED FUND BALANCE
<hr/>									
300	3007	ATH BOYS CC 750.00	0.00	16,755.00	0.00	16,605.00	900.00	0.00	900.00
300	3008	ATH HS FOOTBALL 0.00	0.00	109,796.17	0.00	109,796.17	0.00	0.00	0.00
300	3010	ATH SOCCER 0.00	0.00	508.00	0.00	508.00	0.00	0.00	0.00
300	3012	ATH BOYS SOCCER 0.00	0.00	11,774.96	0.00	11,774.96	0.00	0.00	0.00
300	3013	ATH GIRLS SOCCER 0.00	0.00	9,475.92	0.00	9,475.92	0.00	0.00	0.00
300	3015	ATH BOYS TRACK 0.00	0.00	8,210.00	0.00	8,035.00	175.00	0.00	175.00
300	3016	ATH GIRLS TRACK 0.00	0.00	7,203.77	0.00	6,453.77	750.00	0.00	750.00
300	3017	ATH GIRLS VBALL 0.00	0.00	12,941.63	0.00	12,941.63	0.00	0.00	0.00
300	3018	ATH WRESTLING 0.00	0.00	48,172.94	0.00	48,172.94	0.00	0.00	0.00
300	3019	ATH BOYS LACROSSE 0.00	0.00	5,579.97	0.00	5,579.97	0.00	0.00	0.00
300	3020	ATH GIRLS LACROSSE 0.00	0.00	4,709.96	0.00	4,709.96	0.00	0.00	0.00
300	3021	ATH BOYS SWIMMING 0.00	0.00	3,878.72	0.00	3,878.72	0.00	0.00	0.00
300	9110	GARFIELD FIELD TRIPS 5,976.61	0.00	0.00	0.00	-234.46	6,211.07	0.00	6,211.07
300	9120	CANAVAN FIELD TRIP 0.00	0.00	8,532.90	0.00	8,862.35	-329.45	186.92	-516.37
300	9121	WORLD WATCHER'S CLUB 7,362.04	0.00	0.00	0.00	0.00	7,362.04	0.00	7,362.04
300	9130	FENN FIELD TRIPS 407.00	0.00	11,048.00	0.00	10,475.00	980.00	24.00	956.00
300	9140	HERITAGE FIELD TRIPS 648.14	0.00	0.00	0.00	0.00	648.14	0.00	648.14
300	9160	BLAKE FIELD TRIPS 432.46	0.00	8,644.50	0.00	7,632.87	1,444.09	2,985.50	-1,541.41
300	9170	WAITE FIELD TRIPS 1,192.00	0.00	8,587.50	0.00	8,521.00	1,258.50	19.00	1,239.50
300	9180	NORTHROP FIELD TRIPS 745.70	0.00	5,575.66	0.00	6,947.09	-625.73	2,250.00	-2,875.73

POWERSCHOOL
DATE: 07/16/2025
TIME: 10:46:38
SELECTION CRITERIA : ALL

MEDINA CITY SCHOOLS
OH Cash Position Report

PAGE NUMBER: 14

ACCOUNTING PERIOD : 13/25

FUND	SCC	DESCRIPTION BEGIN BALANCE	MTD RECEIPTS	FYTD RECEIPTS	MTD EXPENDITURES	FYTD EXPENDITURES	CURRENT FUND BALANCE	CURRENT ENCUMBRANCE	UNENCUMBERED FUND BALANCE
300	9201	CL BAND FUND 14,703.40	0.00	7,187.20	0.00	10,712.08	11,178.52	3,219.19	7,959.33
300	9202	CL ORCHESTRA FD. 258.00	0.00	0.00	0.00	0.00	258.00	0.00	258.00
300	9203	CL LIBRARY 370.00	0.00	0.00	0.00	0.00	370.00	0.00	370.00
300	9204	CL CHOIR FUND 634.10	0.00	0.00	0.00	0.00	634.10	0.00	634.10
300	9205	CL BEST BUDDIES 0.00	0.00	195.00	0.00	0.00	195.00	0.00	195.00
300	9208	DC AND OTHER TRIPS 2,928.32	0.00	116,516.80	0.00	124,158.04	-4,712.92	6,868.32	-11,581.24
300	9250	RT BAND FUND 11,394.96	0.00	5,971.00	0.00	4,620.74	12,745.22	920.00	11,825.22
300	9251	RT ORCHESTRA FUND 1,246.65	0.00	0.00	0.00	0.00	1,246.65	0.00	1,246.65
300	9252	RT CHOIR FUND 3,270.15	0.00	0.00	0.00	0.00	3,270.15	0.00	3,270.15
300	9253	RT BEEHIVE 2,558.75	0.00	1,374.05	0.00	1,007.87	2,924.93	267.39	2,657.54
300	9254	ZEN DEN RT 1,154.95	0.00	0.00	0.00	124.56	1,030.39	1,799.81	-769.42
300	9258	RT DIST SUPER ACTIV 1,578.52	0.00	117,215.86	0.00	125,796.90	-7,002.52	29,476.90	-36,479.42
300	9302	MENS VOLLEYBALL 10,635.15	0.00	3,162.89	0.00	0.00	13,798.04	0.00	13,798.04
300	9303	HUDDLE/SHUDDLE 1,331.86	0.00	4,553.00	0.00	2,515.91	3,368.95	0.00	3,368.95
300	9304	LINK CREW 5,143.35	0.00	15,288.83	0.00	13,177.46	7,254.72	0.00	7,254.72
300	9313	MUSICAL 23,722.04	0.00	21,342.13	0.00	18,935.39	26,128.78	0.25	26,128.53
300	9325	MHS BAND TRIP 7,171.20	0.00	0.00	0.00	0.00	7,171.20	0.00	7,171.20
300	9334	BEEHIVE CAFE 17,857.50	0.00	0.00	0.00	114.35	17,743.15	0.00	17,743.15
300	9390	GLOBAL TRIPS 375.00	0.00	4,555.00	0.00	4,555.00	375.00	0.00	375.00
300	9403	PRESCHOOL TRIP 95.00	0.00	2,960.00	0.00	2,800.00	255.00	0.00	255.00

POWERSCHOOL
DATE: 07/16/2025
TIME: 10:46:38
SELECTION CRITERIA : ALL

MEDINA CITY SCHOOLS
OH Cash Position Report

PAGE NUMBER: 15

ACCOUNTING PERIOD : 13/25

FUND	SCC	DESCRIPTION	BEGIN	BALANCE	MTD RECEIPTS	FYTD RECEIPTS	MTD EXPENDITURES	FYTD EXPENDITURES	CURRENT FUND BALANCE	CURRENT ENCUMBRANCE	UNENCUMBERED FUND BALANCE
300	9410	SPARKLE CHEERLEADING	6,060.18	0.00	3,660.00	0.00	2,401.51	7,318.67	1,598.49	5,720.18	

Total For Fund	300:	441,905.89	0.00	1,243,475.43	0.00	1,282,585.40	402,795.92	68,088.28	334,707.64		
401	9014	ST FRANCIS AUXILIARY	36,384.56	0.00	121.15	0.00	36,505.71	0.00	0.00	0.00	
401	9015	ST. FRANCIS AUX FY25	0.00	0.00	340,649.64	0.00	311,453.45	29,196.19	0.00	29,196.19	
401	9017	AUX ST FRANCIS	37.41	0.00	0.00	0.00	0.00	37.41	0.00	37.41	
401	9024	NURTURY AUXILIARY	7,932.93	0.00	29.11	0.00	7,962.04	0.00	0.00	0.00	
401	9025	NURTURY AUX FY25	0.00	0.00	16,770.87	0.00	8,205.26	8,565.61	388.54	8,177.07	
401	9027	AUX FUNDS NURTURY	72.90	0.00	0.00	0.00	0.00	72.90	0.00	72.90	
401	9034	MCA AUXILIARY	43,736.77	0.00	155.72	0.00	43,874.67	17.82	0.00	17.82	
401	9035	MCA AUXILIARY FY25	0.00	0.00	517,720.71	0.00	493,163.65	24,557.06	753.12	23,803.94	
401	9066	SM WONDERS	1,644.12	0.00	0.00	0.00	0.00	1,644.12	0.00	1,644.12	

Total For Fund	401:	89,808.69	0.00	875,447.20	0.00	901,164.78	64,091.11	1,141.66	62,949.45		
432	9097	MANAGE INFO SYS	0.80	0.00	0.00	0.00	0.00	0.80	0.00	0.80	

Total For Fund	432:	0.80	0.00	0.00	0.00	0.00	0.80	0.00	0.80		

POWERSCHOOL
 DATE: 07/16/2025
 TIME: 10:46:38
 SELECTION CRITERIA : ALL

MEDINA CITY SCHOOLS
 OH Cash Position Report

PAGE NUMBER: 16

ACCOUNTING PERIOD : 13/25

FUND	SCC	DESCRIPTION	BEGIN	MTD	FYTD	MTD	FYTD	CURRENT	CURRENT	UNENCUMBERED
			BALANCE	RECEIPTS	RECEIPTS	EXPENDITURES	EXPENDITURES	FUND BALANCE	ENCUMBRANCE	FUND BALANCE
450	9008	SCHOOLNET PLUS FY2008								
		1.00	0.00	0.00	0.00	0.00	0.00	1.00	0.00	1.00
Total For Fund 450:			1.00	0.00	0.00	0.00	0.00	1.00	0.00	1.00
451	9012	CONNECTIVITY								
		48,355.33	0.00	17,920.26	0.00	57,480.77	8,794.82	0.00	8,794.82	
Total For Fund 451:			48,355.33	0.00	17,920.26	0.00	57,480.77	8,794.82	0.00	8,794.82
452	9008	SCHOOLNET PD FY08								
		66.15	0.00	0.00	0.00	0.00	66.15	0.00	66.15	
Total For Fund 452:			66.15	0.00	0.00	0.00	66.15	0.00	66.15	
467	9021	STUD WELLNESS AND SUCCESS								
		618.49	0.00	0.00	0.00	618.49	0.00	0.00	0.00	
Total For Fund 467:			618.49	0.00	0.00	0.00	618.49	0.00	0.00	0.00
499	9012	INTERN PSYCH FY12								
		45.81	0.00	0.00	0.00	0.00	45.81	0.00	45.81	
499	9013	INTERN PSYCH FY13								
		39.97	0.00	0.00	0.00	0.00	39.97	0.00	39.97	
499	9014	INTERN PSYCH FY24								
		-69.00	0.00	6,557.08	0.00	6,488.08	0.00	0.00	0.00	
499	9019	SCHOOL SAFETY								
		3,359.35	0.00	0.00	0.00	3,359.35	0.00	0.00	0.00	

POWERSCHOOL
DATE: 07/16/2025
TIME: 10:46:38
SELECTION CRITERIA : ALL

MEDINA CITY SCHOOLS
OH Cash Position Report

PAGE NUMBER: 17

ACCOUNTING PERIOD : 13/25

FUND	SCC	DESCRIPTION	BEGIN BALANCE	MTD RECEIPTS	FYTD RECEIPTS	MTD EXPENDITURES	FYTD EXPENDITURES	CURRENT FUND BALANCE	CURRENT ENCUMBRANCE	UNENCUMBERED FUND BALANCE
499	9024	LOCAL GOV INNOVATION FUND	7,750.00	0.00	0.00	0.00	0.00	7,750.00	0.00	7,750.00
499	9025	OAG SAFETY GRANT FY25	0.00	0.00	26,738.90	0.00	0.00	26,738.90	0.00	26,738.90
499	9039	INTERN PSYCH GRANT FY09	2.20	0.00	0.00	0.00	0.00	2.20	0.00	2.20
499	9112	E-TECH BLENDED LEARNING	321.71	0.00	0.00	0.00	0.00	321.71	0.00	321.71
499	9125	OHIO EPA RECYCLING GRANT	0.00	0.00	150,000.00	0.00	0.00	150,000.00	150,000.00	0.00
499	9224	OAG SAFETY GRANT FY24	25,553.31	0.00	1,638.75	0.00	27,192.06	0.00	0.00	0.00

Total For Fund	499:		37,003.35	0.00	184,934.73	0.00	37,039.49	184,898.59	150,000.00	34,898.59
506	9014	RES ED GRANT	950.00	0.00	0.00	0.00	0.00	950.00	0.00	950.00

Total For Fund	506:		950.00	0.00	0.00	0.00	0.00	950.00	0.00	950.00
507	9022	ARP ESSER	164,374.24	0.00	0.00	0.00	0.00	164,374.24	0.00	164,374.24
507	9023	ARP STATE ACTIVITY SUP	322,498.00	0.00	641,360.38	0.00	963,858.38	0.00	0.00	0.00
507	9024		761,236.60	0.00	796,830.14	0.00	1,558,066.74	0.00	0.00	0.00
507	9121	ESSER II	2,824.36	0.00	0.00	0.00	2,824.36	0.00	0.00	0.00
507	9222	ARP ESSER HOMELESS	-0.36	0.00	0.00	0.00	0.00	-0.36	0.00	-0.36

Total For Fund	507:		1,250,932.84	0.00	1,438,190.52	0.00	2,524,749.48	164,373.88	0.00	164,373.88

POWERSCHOOL
DATE: 07/16/2025
TIME: 10:46:38
SELECTION CRITERIA : ALL

MEDINA CITY SCHOOLS
OH Cash Position Report

PAGE NUMBER: 18

ACCOUNTING PERIOD : 13/25

FUND	SCC	DESCRIPTION BEGIN BALANCE	MTD RECEIPTS	FYTD RECEIPTS	MTD EXPENDITURES	FYTD EXPENDITURES	CURRENT FUND BALANCE	CURRENT ENCUMBRANCE	UNENCUMBERED FUND BALANCE
516	9015	TITLE VI-B 2,690.82	0.00	0.00	0.00	0.00	2,690.82	0.00	2,690.82
516	9016	TITLE VI-B 229.90	0.00	0.00	0.00	0.00	229.90	0.00	229.90
516	9021	TITLE VI-B 4.85	0.00	0.00	0.00	0.00	4.85	0.00	4.85
516	9024	TITLE VI-B 32,445.59	0.00	420,279.76	0.00	452,725.35	0.00	0.00	0.00
516	9025	FY25 TITLE VI-B 0.00	0.00	872,639.96	0.00	1,408,890.01	-536,250.05	21,470.49	-557,720.54
<hr/>									
Total For Fund	516:	35,371.16	0.00	1,292,919.72	0.00	1,861,615.36	-533,324.48	21,470.49	-554,794.97
<hr/>									
551	9120	TITLE III LEP 2,792.08	0.00	0.00	0.00	0.00	2,792.08	0.00	2,792.08
551	9122	TITLE III LEP 722.05	0.00	0.00	0.00	53.06	668.99	0.00	668.99
551	9123	TITLE III LEP 3,536.78	0.00	0.00	0.00	3,536.78	0.00	0.00	0.00
551	9124	TITLE III LEP FY24 -3,317.67	0.00	3,589.84	0.00	272.17	0.00	0.00	0.00
551	9125	TITLE III - LEP 0.00	0.00	5,642.88	0.00	3,570.18	2,072.70	4,261.05	-2,188.35
<hr/>									
Total For Fund	551:	3,733.24	0.00	9,232.72	0.00	7,432.19	5,533.77	4,261.05	1,272.72
<hr/>									
572	9024	TITLE I -62.66	0.00	127,718.03	0.00	127,655.37	0.00	0.00	0.00
572	9025	FY25 TITLE I 0.00	0.00	483,040.80	0.00	477,706.93	5,333.87	120.24	5,213.63
572	9116	TITLE I-D 2.83	0.00	0.00	0.00	0.00	2.83	0.00	2.83

POWERSCHOOL
DATE: 07/16/2025
TIME: 10:46:38
SELECTION CRITERIA : ALL

MEDINA CITY SCHOOLS
OH Cash Position Report

PAGE NUMBER: 19

ACCOUNTING PERIOD : 13/25

FUND	SCC	DESCRIPTION	BEGIN	BALANCE	MTD RECEIPTS	FYTD RECEIPTS	MTD EXPENDITURES	FYTD EXPENDITURES	FUND CURRENT BALANCE	CURRENT ENCUMBRANCE	UNENCUMBERED FUND BALANCE
572	9121	TITLE I-D									
		-417.64			0.00	0.00	0.00	0.00	-417.64	0.00	-417.64
572	9122	TITLE I-D									
		72.63			0.00	0.00	0.00	0.00	72.63	0.00	72.63
572	9123	TITLE I-D									
		-1,487.31			0.00	0.00	0.00	0.00	-1,487.31	0.00	-1,487.31
572	9124	TITLE I-D									
		34,620.25			0.00	42,915.90	0.00	77,536.15	0.00	0.00	0.00
572	9125	FY25 TITLE I-D									
		0.00			0.00	32,595.23	0.00	35,338.83	-2,743.60	41,516.50	-44,260.10

Total For Fund	572:										
		32,728.10			0.00	686,269.96	0.00	718,237.28	760.78	41,636.74	-40,875.96
584	9023	TITLE IV-A									
		-1.14			0.00	0.00	0.00	0.00	-1.14	0.00	-1.14
584	9024	TITLE IV-A									
		5,385.49			0.00	844.10	0.00	6,229.59	0.00	0.00	0.00
584	9025	FY25 TITLE IV-A									
		0.00			0.00	41,025.86	0.00	36,216.31	4,809.55	16,789.53	-11,979.98

Total For Fund	584:										
		5,384.35			0.00	41,869.96	0.00	42,445.90	4,808.41	16,789.53	-11,981.12
587	9023	EARLY CHILDHOOD									
		-0.12			0.00	0.00	0.00	0.00	-0.12	0.00	-0.12
587	9024	EARLY CHILDHOOD									
		144.21			0.00	8,533.05	0.00	8,677.26	0.00	0.00	0.00
587	9025	FY25 PRESCHOOL									
		0.00			0.00	44,766.52	0.00	44,061.54	704.98	1,980.47	-1,275.49
587	9123	ARP IDEA EARLY ED									
		38.98			0.00	0.00	0.00	0.00	38.98	0.00	38.98

Total For Fund	587:										
		183.07			0.00	53,299.57	0.00	52,738.80	743.84	1,980.47	-1,236.63

POWERSCHOOL
DATE: 07/16/2025
TIME: 10:46:38
SELECTION CRITERIA : ALL

MEDINA CITY SCHOOLS
OH Cash Position Report

PAGE NUMBER: 20

ACCOUNTING PERIOD : 13/25

FUND	SCC	DESCRIPTION	BEGIN	MTD	FYTD	MTD	FYTD	CURRENT	CURRENT	UNENCUMBERED
			BALANCE	RECEIPTS	RECEIPTS	EXPENDITURES	EXPENDITURES	FUND BALANCE	ENCUMBRANCE	FUND BALANCE
590	9022	TITLE II-A								
		-2,370.59		0.00	0.00	0.00	0.00	-2,370.59	0.00	-2,370.59
590	9024	TITLE II-A								
		12,022.30		0.00	7,575.63	0.00	19,597.93	0.00	0.00	0.00
590	9025	FY25 TITLE II-A								
		0.00		0.00	68,042.56	0.00	70,914.34	-2,871.78	31,047.48	-33,919.26

Total For Fund	590:									
		9,651.71		0.00	75,618.19	0.00	90,512.27	-5,242.37	31,047.48	-36,289.85

599	9022	NSLP EQUIP ASSIST								
		339.35		0.00	0.00	0.00	0.00	339.35	0.00	339.35
599	9023	OFCC SAFETY/SECURITY								
		33,980.50		0.00	-686.33	0.00	33,294.17	0.00	0.00	0.00

Total For Fund	599:									
		34,319.85		0.00	-686.33	0.00	33,294.17	339.35	0.00	339.35

GRAND TOTALS:										
		53,606,980.87		0.00	142,367,069.43	0.00	137,705,545.12	58,268,505.18	4,977,075.43	53,291,429.75

POWERSCHOOL
DATE: 07/16/2025
TIME: 10:46:38
SELECTION CRITERIA : ALL

MEDINA CITY SCHOOLS
OH Cash Position Report

PAGE NUMBER: 21

ACCOUNTING PERIOD : 13/25

FUND	SCC	DESCRIPTION BEGIN BALANCE	MTD RECEIPTS	FYTD RECEIPTS	MTD EXPENDITURES	FYTD EXPENDITURES	CURRENT FUND BALANCE	CURRENT ENCUMBRANCE	UNENCUMBERED FUND BALANCE
001		22,341,858.69	0.00	89,357,694.89	0.00	78,976,635.54	32,722,918.04	1,641,149.91	31,081,768.13
002		3,647,415.85	0.00	5,962,990.70	0.00	5,979,956.93	3,630,449.62	1,375.00	3,629,074.62
003		301,110.13	0.00	613,617.20	0.00	90,600.02	824,127.31	455,767.00	368,360.31
006		1,400,225.37	0.00	2,468,142.02	0.00	2,572,318.28	1,296,049.11	27,793.19	1,268,255.92
007		50,431.36	0.00	23,443.44	0.00	20,000.00	53,874.80	0.00	53,874.80
008		886,917.88	0.00	29,395.45	0.00	48,550.00	867,763.33	0.00	867,763.33
009		180,915.59	0.00	316,509.93	0.00	307,104.25	190,321.27	25,141.65	165,179.62
014		593,410.10	0.00	1,715,912.97	0.00	1,595,427.27	713,895.80	1,517.72	712,378.08
016		11,318,401.11	0.00	18,052,801.87	0.00	20,905,075.00	8,466,127.98	192,294.48	8,273,833.50
018		918,698.60	0.00	328,590.83	0.00	261,079.27	986,210.16	104,338.89	881,871.27
019		36,393.47	0.00	11,000.00	0.00	10,326.85	37,066.62	1,503.40	35,563.22
020		170,790.31	0.00	10,566.20	0.00	101,140.88	80,215.63	117.51	80,098.12
022		88,045.09	0.00	32,980.50	0.00	21,808.82	99,216.77	4,930.00	94,286.77
024		4,095,573.90	0.00	12,695,719.38	0.00	14,205,115.84	2,586,177.44	1,134,495.25	1,451,682.19

POWERSCHOOL
DATE: 07/16/2025
TIME: 10:46:38
SELECTION CRITERIA : ALL

MEDINA CITY SCHOOLS
OH Cash Position Report

PAGE NUMBER: 22

ACCOUNTING PERIOD : 13/25

FUND	SCC	DESCRIPTION BEGIN BALANCE	MTD RECEIPTS	FYTD RECEIPTS	MTD EXPENDITURES	FYTD EXPENDITURES	CURRENT FUND BALANCE	CURRENT ENCUMBRANCE	UNENCUMBERED FUND BALANCE
027		437,903.21	0.00	172,818.12	0.00	188,367.65	422,353.68	68,500.79	353,852.89
071		4,633,927.93	0.00	4,370,570.73	0.00	4,538,829.91	4,465,668.75	959,307.19	3,506,361.56
200		513,948.26	0.00	285,823.27	0.00	273,294.23	526,477.30	22,427.75	504,049.55
300		441,905.89	0.00	1,243,475.43	0.00	1,282,585.40	402,795.92	68,088.28	334,707.64
401		89,808.69	0.00	875,447.20	0.00	901,164.78	64,091.11	1,141.66	62,949.45
432		0.80	0.00	0.00	0.00	0.00	0.80	0.00	0.80
450		1.00	0.00	0.00	0.00	0.00	1.00	0.00	1.00
451		48,355.33	0.00	17,920.26	0.00	57,480.77	8,794.82	0.00	8,794.82
452		66.15	0.00	0.00	0.00	0.00	66.15	0.00	66.15
467		618.49	0.00	0.00	0.00	618.49	0.00	0.00	0.00
499		37,003.35	0.00	184,934.73	0.00	37,039.49	184,898.59	150,000.00	34,898.59
506		950.00	0.00	0.00	0.00	0.00	950.00	0.00	950.00
507		1,250,932.84	0.00	1,438,190.52	0.00	2,524,749.48	164,373.88	0.00	164,373.88
516		35,371.16	0.00	1,292,919.72	0.00	1,861,615.36	-533,324.48	21,470.49	-554,794.97

POWERSCHOOL
DATE: 07/16/2025
TIME: 10:46:38
SELECTION CRITERIA : ALL

MEDINA CITY SCHOOLS
OH Cash Position Report

ACCOUNTING PERIOD : 13/25

FUND	SCC	DESCRIPTION BEGIN BALANCE	MTD RECEIPTS	FYTD RECEIPTS	MTD EXPENDITURES	FYTD EXPENDITURES	CURRENT FUND BALANCE	CURRENT ENCUMBRANCE	UNENCUMBERED FUND BALANCE
551		3,733.24	0.00	9,232.72	0.00	7,432.19	5,533.77	4,261.05	1,272.72
572		32,728.10	0.00	686,269.96	0.00	718,237.28	760.78	41,636.74	-40,875.96
584		5,384.35	0.00	41,869.96	0.00	42,445.90	4,808.41	16,789.53	-11,981.12
587		183.07	0.00	53,299.57	0.00	52,738.80	743.84	1,980.47	-1,236.63
590		9,651.71	0.00	75,618.19	0.00	90,512.27	-5,242.37	31,047.48	-36,289.85
599		34,319.85	0.00	-686.33	0.00	33,294.17	339.35	0.00	339.35
GRAND TOTALS:		53,606,980.87	0.00	142,367,069.43	0.00	137,705,545.12	58,268,505.18	4,977,075.43	53,291,429.75

Medina City Schools

Check Register For

June 2025

7/16/25

11:43 AM

Check Date	Check Number	Vendor Name	Transaction Amount
06/02/2025	V760995	MEMO - MEDICAL MUTUAL	\$28,289.64
06/02/2025	V760996	MEMO - MEDICAL MUTUAL	\$100,711.14
06/02/2025	V760999	MEMO - A&M ENDEAVORS LLC	\$59.95
06/02/2025	V761001	MEMO - HUNTINGTON NAT'L BANK	\$3,528.00
06/02/2025 - Total			\$132,588.73
06/03/2025	V760904	MEMO-CAPITAL ONE	\$51,792.87
06/03/2025 - Total			\$51,792.87
06/06/2025	V1048922	MEMO-FLEXSAVE	\$14,182.67
06/06/2025	V1048923	MEDINA CITY SCHOOLS FOUNDATION	\$62.00
06/06/2025	V1048924	MEMO - SERS - BOARD	\$61,956.74
06/06/2025	V1048925	MEMO - STRS - BOARD	\$260,172.69
06/06/2025	V1048926	MEMO -EFTPS - TAXES	\$270,946.26
06/06/2025	V1048927	MEMO -MEDINA CITY SCHOOLS	\$515,539.90
06/06/2025	V1048928	MEMO MET LIFE INSURANCE	\$4,808.10
06/06/2025	V1048929	MEMO --S E R S - EMPLOYEE	\$44,787.91
06/06/2025	V1048930	MEMO --S T R S - EMPLOYEE	\$271,837.66
06/06/2025	V1048931	OHIO BUSINESS GATEWAY	\$48,691.54
06/06/2025	V1048932	OHIO CHILD SUPPORT PAYMENT CENTRAL	\$1,237.56
06/06/2025	V1048933	OHIO DEFERRED COMPENSATION -MEMO	\$24,590.36
06/06/2025	V1048934	MEMO - OMNI	\$35,559.61
06/06/2025	V1048935	TRUSTMARK VOLUNTARY BENEFITS	\$1,592.39
06/06/2025	V1048936	UNITED WAY MEDINA & SUMMIT CO	\$135.95
06/06/2025	V761002	MEMO MET LIFE INSURANCE	\$36.32
06/06/2025 - Total			\$1,556,137.66
06/09/2025	V760997	MEMO - MEDICAL MUTUAL	\$315,702.01
06/09/2025 - Total			\$315,702.01
06/10/2025	V760992	GORDON FOOD SERVICE	\$8,196.47
06/10/2025	V760994	SYSCO CLEVELAND INC	\$20,908.92
06/10/2025 - Total			\$29,105.39
06/11/2025	1048030	KIDS FIRST	\$12.00
06/11/2025	1048031	OAPSE	\$4,061.37
06/11/2025	1048032	OEA FUND	\$156.00
06/11/2025	1048033	KEITH L RUCINSKI, CHAPTER 13 TRSTEE	\$1,432.16

Medina City Schools

Check Register For

June 2025

7/16/25

11:43 AM

Check Date	Check Number	Vendor Name	Transaction Amount
06/11/2025	1048034	PEOPLE QUALIFIED COMMITTEE	\$15.41
06/11/2025	V761000	MEMO - A&M ENDEAVORS LLC	\$70.24
06/11/2025 - Total			\$5,747.18
06/12/2025	760791	AARON FUNK	\$478.30
06/12/2025	760792	ADLER TEAM SPORTS	\$6,327.55
06/12/2025	760793	ADVANCE AUTO PARTS	\$209.11
06/12/2025	760794	AG DESIGN, INC	\$6,000.00
06/12/2025	760795	ALBERT GRINDLE	\$400.00
06/12/2025	760796	ALICE METZLOFF	\$19.40
06/12/2025	760797	ALLISON CUSTER	\$1,000.00
06/12/2025	760798	AMF BOWLING CENTERS, INC.	\$2,209.95
06/12/2025	760799	AMPLIFY EDUCATION INC.	\$16,981.90
06/12/2025	760800	AMY & JEREMY KRAHE	\$25.00
06/12/2025	760801	APOLLO FENCE LLC	\$875.00
06/12/2025	760802	APPLE INC.	\$4,240.00
06/12/2025	760803	APPLIED INDUSTRIAL TECHNOLOGIES	\$307.13
06/12/2025	760804	APRIL SULLIN	\$18.90
06/12/2025	760805	AMERICAN SCHOOL COUNSELOR ASSOC	\$189.00
06/12/2025	760806	RUBICON WEST, LLC	\$1,700.06
06/12/2025	760807	BUEHLER'S FRESH FOODS	\$205.50
06/12/2025	760808	BUZZARD TOOLS LLC	\$174.99
06/12/2025	760809	CAMILLE CHRISTEON	\$1,000.00
06/12/2025	760810	CHRIS SMITH	\$1,340.00
06/12/2025	760811	CHUCK'S CUSTOM LLC	\$54.86
06/12/2025	760812	CITY OF MEDINA (WATER DEPT.)	\$13,850.59
06/12/2025	760813	CLEVELAND PLUMBING SUPPLY CO.	\$233.94
06/12/2025	760814	RYAN JAMES GENSLE	\$275.00
06/12/2025	760815	COCHRANE SUPPLY & ENGINEERING INC.	\$543.85
06/12/2025	760816	COLIN MURPHY	\$500.00
06/12/2025	760817	COLLEGE BOARD	\$70,314.00
06/12/2025	760818	CONTINENTAL PRESS, INC	\$1,020.88
06/12/2025	760819	CRANDALL COMPANY INC	\$190.00
06/12/2025	760820	CRYSTAL DZURO	\$4.30

Medina City Schools

Check Register For

June 2025

7/16/25

11:43 AM

Check Date	Check Number	Vendor Name	Transaction Amount
06/12/2025	760821	DARCY RANALLO	\$172.20
06/12/2025	760822	DELANEY O'DEAR	\$1,000.00
06/12/2025	760823	ELLEN CRADDOCK	\$26.00
06/12/2025	760824	UCG KAGS TGDFAB, LLC	\$500.00
06/12/2025	760825	FAITH RAWLINS	\$500.00
06/12/2025	760826	FLINN SCIENTIFIC INC.	\$147.03
06/12/2025	760827	GENESIS REBOLLAR	\$1,000.00
06/12/2025	760828	GIONINO'S PIZZERIA	\$134.05
06/12/2025	760829	GLENOAK HIGH SCHOOL	\$400.00
06/12/2025	760830	GOODTIME III	\$2,412.00
06/12/2025	760831	GRANT MAKING SERVICES, INC.	\$555.00
06/12/2025	760832	MEDINA AREA CHAMBER OF COMMERCE	\$18.00
06/12/2025	760833	GRIZZLY AUTO & TIRE	\$734.08
06/12/2025	760834	HARCOURT OUTLINES INC.	\$156.00
06/12/2025	760835	HARRISON MILLER	\$1,000.00
06/12/2025	760836	HAYDEN HENRY	\$2,000.00
06/12/2025	760837	HOME DEPOT CREDIT SERVICES	\$120.72
06/12/2025	760838	IMAGINE LEARNING LLC	\$1,500.00
06/12/2025	760839	JACLYN DACEY	\$1,000.00
06/12/2025	760840	JERRY ENGLISH	\$120.00
06/12/2025	760841	KATE STUMP	\$750.00
06/12/2025	760842	KENDALL MARPLE	\$750.00
06/12/2025	760843	KENT STATE UNIVERSITY	\$80.00
06/12/2025	760844	KET PROMOTIONS	\$5,150.56
06/12/2025	760845	KEURIG DR PEPPER	\$279.00
06/12/2025	760846	KIM LAZOR	\$34.15
06/12/2025	760847	LESLIE AND JACK COLEMAN	\$99.00
06/12/2025	760848	LOGAN ROBINSON	\$500.00
06/12/2025	760849	MACKIN BOOK COMPANY	\$1,049.11
06/12/2025	760850	MCGRAW HILL LLC	\$16,269.36
06/12/2025	760851	MCS FOOD SERVICE DEPT.	\$915.02
06/12/2025	760852	MEDINA CITY SCHOOLS	\$36,687.89
06/12/2025	760853	MEDINA CITY SCHOOLS - BUSINESS DEPT	\$573.24

Medina City Schools

Check Register For

June 2025

7/16/25

11:43 AM

Check Date	Check Number	Vendor Name	Transaction Amount
06/12/2025	760854	MEDINA COUNTY BOARD OF DD.	\$8,463.36
06/12/2025	760855	MEDINA SENIOR HIGH SCHOOL	\$2,000.00
06/12/2025	760856	MILLERS PARTY RENTAL CENTER	\$2,129.95
06/12/2025	760857	MPS -C/O BEDFORD, FREEMAN & WORTH	\$780.00
06/12/2025	760858	NEO BUBBLE SOCCER	\$325.00
06/12/2025	760859	ALFRED NICKLES BAKERY INC	\$141.40
06/12/2025	760860	NICOLE RAWLINS	\$500.00
06/12/2025	760861	NICOLE SCHACHINGER	\$19.90
06/12/2025	760862	OAESA	\$694.00
06/12/2025	760863	OHIO EDISON COMPANY	\$68,705.39
06/12/2025	760864	OHIO SCHOOL BOARDS ASSOC	\$750.00
06/12/2025	760865	BUCK INSTITUTE FOR EDUCATION	\$15,000.00
06/12/2025	760866	PERIPOLE INC	\$261.49
06/12/2025	760867	PRAISE HIS NAME WITH DANCING	\$180.00
06/12/2025	760868	QUINN HAYDEN	\$600.00
06/12/2025	760869	REBECCA MARPLE (PETTY CASHIER)	\$31.68
06/12/2025	760870	RICHARD SCOTT EDWARDS	\$5.00
06/12/2025	760871	ROBERT RAWLINS	\$500.00
06/12/2025	760872	RUMPKE OF OHIO INC	\$1,531.38
06/12/2025	760873	RYAN T LANE	\$1,000.00
06/12/2025	760874	S & S WORLDWIDE INC	\$284.56
06/12/2025	760875	SCHOLASTIC INC	\$277.67
06/12/2025	760876	SCHOOL HEALTH CORP. / PALOS SPORTS	\$127.56
06/12/2025	760877	SHERI AND JOSEPH BREEDEN	\$330.00
06/12/2025	760878	SHERWIN WILLIAMS COMPANY	\$329.19
06/12/2025	760879	SMETZER'S TIRE CENTER INC.	\$4,746.32
06/12/2025	760880	ST EDWARD HIGH SCHOOL	\$100.00
06/12/2025	760881	STAPLES INC	\$573.89
06/12/2025	760882	STEPS EDUCATIONAL GROUP, LLC.	\$28,750.00
06/12/2025	760883	SUBURBAN SCHOOL TRANSPORTATION	\$86,540.00
06/12/2025	760884	THE BATTERED WOMEN'S SHELTER	\$1,000.00
06/12/2025	760885	TRACY BROWN	\$380.00
06/12/2025	760886	TRECA DIGITAL ACADEMY	\$4,210.23

Medina City Schools

Check Register For

June 2025

7/16/25

11:43 AM

Check Date	Check Number	Vendor Name	Transaction Amount
06/12/2025	760887	UNITED RENTALS (N AMERICA) INC	\$490.00
06/12/2025	760888	UNIVERSITY OF AKRON	\$320.00
06/12/2025	760889	VERIZON WIRELESS	\$52.50
06/12/2025	760890	VISTA HIGHER LEARNING INC.	\$8,336.56
06/12/2025	760891	WELLINGTON IMPLEMENT CO. INC.	\$29.10
06/12/2025	760892	WILLIAM BEACH	\$1,000.00
06/12/2025	760893	WILLIAM H SADLIER INC.	\$4,594.06
06/12/2025	760894	XEROX FINANCIAL SERVICES LLC	\$11,517.00
06/12/2025	V760701	CINTAS CORPORATION NO 2 (V-CARD)	\$1,402.86
06/12/2025	V760702	POINT SPRING & DRIVESHAFT (V-CARD)	\$35.76
06/12/2025	V760703	SIMPLE SOLUTIONS LEARNING (V-CARD)	\$11,700.00
06/12/2025 - Total			\$478,067.43
06/13/2025	V760704	ABC THERAPY, LTD	\$27,555.75
06/13/2025	V760705	ACHIEVEMENT ADVANTAGE	\$1,575.00
06/13/2025	V760706	ACTIVE INTERNET TECHNOLOGIES LLC	\$3,000.00
06/13/2025	V760707	ADORAMA INC.	\$239.87
06/13/2025	V760708	AIRGAS USA LLC	\$44.59
06/13/2025	V760709	ALAN T ROLAND	\$540.00
06/13/2025	V760713	AMAZON.COM	\$9,783.46
06/13/2025	V760714	ANTHONY BELSITO	\$700.00
06/13/2025	V760715	BEST TRUCKEQUIPMENT INC.	\$36.00
06/13/2025	V760716	BLICK ART MATERIALS LLC	\$56.23
06/13/2025	V760717	PAUL H. BROOKES PUBLISHING CO. INC.	\$199.95
06/13/2025	V760718	BULK BOOKSTORE	\$2,224.20
06/13/2025	V760719	AMY LYNN BUSBY	\$138.18
06/13/2025	V760720	CARDINAL BUS SALES & SERV INC	\$12,453.75
06/13/2025	V760721	CENGAGE LEARNING INC.	\$31,183.10
06/13/2025	V760722	CENTERRA CO-OP	\$7,596.60
06/13/2025	V760723	CHRISTIA MATTEY	\$2,475.39
06/13/2025	V760724	CLEVELAND CLINIC CENTER	\$22,517.25
06/13/2025	V760725	COLUMBUS CLAY CO.	\$1,195.00
06/13/2025	V760726	COUNS. CNTR OF WAYNE & HOLMES CTY.	\$40,587.07
06/13/2025	V760727	CUMMINS SALES AND SERVICE	\$1,656.57

Medina City Schools

Check Register For

June 2025

7/16/25

11:43 AM

Check Date	Check Number	Vendor Name	Transaction Amount
06/13/2025	V760728	SANDRA LEE DEBNAR	\$49.91
06/13/2025	V760729	DELL MARKETING L.P.	\$57,480.77
06/13/2025	V760730	DEMCO INC	\$211.45
06/13/2025	V760731	ELECTRICAL APPLIANCE REPAIR	\$265.00
06/13/2025	V760732	TIFFANY IRENE EMERSON-KOSMAN	\$63.42
06/13/2025	V760733	EMILY HUNSUCKER	\$6,410.00
06/13/2025	V760734	ENTERPRISE FM TRUST	\$10,488.37
06/13/2025	V760735	ESC OF MEDINA COUNTY	\$318.48
06/13/2025	V760736	EVERWAY HOLDCO LLC	\$2,581.50
06/13/2025	V760737	GARDINER SERVICE COMPANY	\$4,740.00
06/13/2025	V760738	GOODWILL INDUSTRIES AKRON INC	\$2,887.51
06/13/2025	V760739	GRAINGER SUPPLY CO	\$135.40
06/13/2025	V760740	MATTHEW RYAN GREGORY	\$515.90
06/13/2025	V760741	MARCIE R HENNING	\$54.60
06/13/2025	V760742	JAMES W. TIGHE	\$360.00
06/13/2025	V760743	SHELLY A JANSEN	\$180.60
06/13/2025	V760744	JESSICA LAPORTA	\$111.86
06/13/2025	V760745	JW PEPPER & SON, INC.	\$190.80
06/13/2025	V760746	MELISSA KARAGIOZIS	\$522.20
06/13/2025	V760747	KELSEY ELIZABETH KLATKA	\$7.14
06/13/2025	V760748	LAKESHORE PARENT LLC	\$786.70
06/13/2025	V760749	LLA THERAPY LLC.	\$105,600.00
06/13/2025	V760750	LEARNING ALLY	\$12,594.34
06/13/2025	V760751	KATELYN J LOPEZ	\$52.64
06/13/2025	V760752	LORI S KELLY	\$2,457.00
06/13/2025	V760753	TRACY ANN MACHALEC	\$80.85
06/13/2025	V760754	MADISON J LUCAS	\$220.00
06/13/2025	V760755	MATH LEARNING CENTER	\$486.00
06/13/2025	V760756	MCMASTER-CARR SUPPLY COMPANY	\$358.17
06/13/2025	V760757	MICHAEL L WESNER	\$1,299.62
06/13/2025	V760758	MARY MARGARET MITMAN	\$38.50
06/13/2025	V760759	MUSIC AND ARTS	\$460.00
06/13/2025	V760760	NASCO EDUCATION, LLC.	\$84.60

Medina City Schools

Check Register For

June 2025

7/16/25

11:43 AM

Check Date	Check Number	Vendor Name	Transaction Amount
06/13/2025	V760761	NICHOLAS BRANDON MACLARREN	\$180.00
06/13/2025	V760762	NORDEC INC.	\$270.47
06/13/2025	V760763	SHARON L OLTERS DORF	\$86.10
06/13/2025	V760764	OTC BRANDS INC	\$254.35
06/13/2025	V760765	P & A ADMINISTRATIVE SERVICES	\$798.60
06/13/2025	V760766	PSI AFFILIATES INC.	\$11,973.19
06/13/2025	V760767	QUADIENT LEASING USA, INC.	\$937.35
06/13/2025	V760768	QUENCH USA, INC.	\$59.95
06/13/2025	V760769	QUILL CORPORATION	\$1,359.22
06/13/2025	V760770	RENAISSANCE LEARNING INC	\$93,861.94
06/13/2025	V760771	KAYLA MARIE RODRIGUEZ	\$5.63
06/13/2025	V760772	SUSAN H SABO	\$13.44
06/13/2025	V760773	SHAYNA MICHELLE SAMOSKY	\$117.11
06/13/2025	V760774	SCHOOL SPECIALTY LLC.	\$156.58
06/13/2025	V760775	SCOTT SCRIVEN LLP	\$3,648.00
06/13/2025	V760776	ANGELA RAE SELLARS	\$8.47
06/13/2025	V760777	SPORTSWORLD CUSTOM IMPRINTED APP	\$311.04
06/13/2025	V760778	SUPERIOR PETROLEUM EQUIPMENT	\$22,870.39
06/13/2025	V760779	SUZANNE R PRICE	\$1,312.16
06/13/2025	V760780	TRACI N SWANTEK	\$194.16
06/13/2025	V760781	TAYLOR CONSULTING GROUP	\$4,027.00
06/13/2025	V760782	TECHNOLOGY ENGINEERING GROUP, LLC	\$2,497.50
06/13/2025	V760783	TRANSPORTATION ACCESSORIES CO, INC.	\$319.83
06/13/2025	V760784	AMICO LLC	\$1,135.34
06/13/2025	V760785	USA CUSTOM APPAREL LLC	\$841.50
06/13/2025	V760786	USA MOBILE DRUG TESTING	\$603.00
06/13/2025	V760787	VASCO ASPHALT COMPANY LLC	\$77,360.00
06/13/2025	V760788	VISION IMPAIRED EDUCATION SERVICES	\$1,466.25
06/13/2025	V760789	LISA A WEHRLEY	\$13.44
06/13/2025	V760790	WRAPAROUND EXPERTS, LLC	\$8,484.75
06/13/2025 - Total			\$613,018.05
06/16/2025	V760998	MEMO - MEDICAL MUTUAL	\$216,973.57
06/16/2025 - Total			\$216,973.57

Medina City Schools

Check Register For

June 2025

7/16/25

11:43 AM

Check Date	Check Number	Vendor Name	Transaction Amount
06/19/2025	760939	AG-PRO OHIO LLC	\$250.67
06/19/2025	760940	ALEC KISH	\$1,000.00
06/19/2025	760941	ANDREW BUGNER	\$500.00
06/19/2025	760942	ANNA HOLTHOUSE	\$1,000.00
06/19/2025	760943	APOLLO FENCE LLC	\$4,950.00
06/19/2025	760944	BELLEFAIRE JEWISH CHILDREN'S	\$2,022.25
06/19/2025	760945	BUEHLER'S FRESH FOODS	\$92.00
06/19/2025	760946	CAMI AMORY	\$26.40
06/19/2025	760947	CHARLENE HAUSMAN	\$1,000.00
06/19/2025	760948	CLEVELAND PLUMBING SUPPLY CO.	\$206.51
06/19/2025	760949	COLLEGE BOARD	\$1,075.00
06/19/2025	760950	COLLINCARESCURECANCER CORP	\$1,360.00
06/19/2025	760951	COLUMBIA GAS OF OHIO INC	\$5,402.55
06/19/2025	760952	COOPER JOSEFCZYK	\$1,000.00
06/19/2025	760953	COURTNEY MARUNA	\$1,000.00
06/19/2025	760954	CROWN TROPHY OF MEDINA	\$1,132.44
06/19/2025	760955	EAST CLEVELAND SCHOOL DISTRICT	\$10,692.00
06/19/2025	760956	EDUCATIONAL SERVICE CENTER OF NE OH	\$26,848.00
06/19/2025	760957	EPS OPERATIONS, LLC	\$209.21
06/19/2025	760958	EVAN KOTICK	\$1,000.00
06/19/2025	760959	PAUL MCCABE GEGICK	\$329.00
06/19/2025	760960	HALLIE BILEK	\$500.00
06/19/2025	760961	HAYDEN BUSCH	\$1,000.00
06/19/2025	760962	HOME DEPOT CREDIT SERVICES	\$98.43
06/19/2025	760963	ISABELLA SEEDHOUSE	\$1,000.00
06/19/2025	760964	JACOB SEBAUGH	\$1,000.00
06/19/2025	760965	MADELYN EMRIKIAN	\$1,000.00
06/19/2025	760966	MAX ROBBINS	\$550.00
06/19/2025	760967	MARK'S CLEANING SERVICE INC	\$1,195.00
06/19/2025	760968	MCS FOOD SERVICE DEPT.	\$25.00
06/19/2025	760969	MEADOW FIREM	\$2,000.00
06/19/2025	760970	MEDINA CITY SCHOOLS	\$163.89
06/19/2025	760971	MEDINA SENIOR HIGH SCHOOL	\$300.00

Medina City Schools

Check Register For

June 2025

7/16/25

11:43 AM

Check Date	Check Number	Vendor Name	Transaction Amount
06/19/2025	760972	OHIO DEPARTMENT OF COMMERCE	\$1,006.75
06/19/2025	760973	OHIO EDISON COMPANY	\$171.03
06/19/2025	760974	PHOENIX TECH INTERNATIONAL INC	\$3,950.00
06/19/2025	760975	RILEY HAYES	\$1,000.00
06/19/2025	760976	SADIE HILL	\$1,000.00
06/19/2025	760977	SCHOLASTIC INC	\$129.00
06/19/2025	760978	SCHOOL HEALTH CORP. / PALOS SPORTS	\$2,298.03
06/19/2025	760979	SHERWIN WILLIAMS COMPANY	\$446.20
06/19/2025	760980	STUTTERING THERAPY RESOURCES	\$83.81
06/19/2025	760981	SUMMA HEALTH	\$675.00
06/19/2025	760982	SUPECK SEPTIC SERVICES LLC.	\$340.00
06/19/2025	760983	TEACHING CHANNEL INC	\$1,038.00
06/19/2025	760984	THIRST PROJECT	\$500.00
06/19/2025	760985	THOMAS RAKLOVITS	\$1,000.00
06/19/2025	760986	TRYNTER STILES	\$500.00
06/19/2025	760987	UCP OF GREATER CLEVELAND	\$4,500.00
06/19/2025	760988	WELLINGTON IMPLEMENT CO. INC.	\$224.86
06/19/2025	760989	WOLFF BROS. SUPPLY INC.	\$484.25
06/19/2025	760990	ZACH BUGNER	\$500.00
06/19/2025	760991	ZACHARY TONDRA	\$1,000.00
06/19/2025	V760905	CINTAS CORPORATION NO 2 (V-CARD)	\$626.82
06/19/2025	V760906	SIMPLE SOLUTIONS LEARNING (V-CARD)	\$680.00
06/19/2025 - Total			\$92,082.10
06/20/2025	1048922	CENTRAL COLLECTION AGENCY	\$80.52
06/20/2025	1048923	CITY OF AKRON	\$212.87
06/20/2025	1048924	CITY OF BRUNSWICK	\$280.29
06/20/2025	1048925	CITY OF LAKEWOOD	\$318.60
06/20/2025	1048926	KIDS FIRST	\$12.00
06/20/2025	1048927	OAPSE	\$4,061.37
06/20/2025	1048928	OEA FUND	\$156.00
06/20/2025	1048929	KEITH L RUCINSKI, CHAPTER 13 TRSTEE	\$1,432.16
06/20/2025	1048930	OHIO EDUCATION ASSOCIATION	\$729.59
06/20/2025	V1048937	MEDINA CITY SCHOOLS FOUNDATION	\$62.00

Medina City Schools

Check Register For

June 2025

7/16/25

11:43 AM

Check Date	Check Number	Vendor Name	Transaction Amount
06/20/2025	V1048938	MEDINA CITY TEACHERS ASSOC	\$38,951.90
06/20/2025	V1048939	MEMO - SERS - BOARD	\$64,869.34
06/20/2025	V1048940	MEMO - STRS - BOARD	\$257,569.75
06/20/2025	V1048941	MEMO -EFTPS - TAXES	\$279,502.16
06/20/2025	V1048942	MEMO -MEDINA CITY SCHOOLS	\$514,450.45
06/20/2025	V1048943	MEMO --S E R S - EMPLOYEE	\$46,876.17
06/20/2025	V1048944	MEMO --S T R S - EMPLOYEE	\$269,341.89
06/20/2025	V1048945	OHIO BUSINESS GATEWAY	\$49,741.42
06/20/2025	V1048946	OHIO CHILD SUPPORT PAYMENT CENTRAL	\$1,237.56
06/20/2025	V1048947	OHIO DEFERRED COMPENSATION -MEMO	\$12,825.36
06/20/2025	V1048948	MEMO - OMNI	\$35,589.61
06/20/2025	V1048949	PEOPLE QUALIFIED COMMITTEE	\$15.41
06/20/2025	V1048950	R.I.T.A.	\$55,705.90
06/20/2025	V1048951	SCHOOL DISTRICT INCOME TAX	\$3,445.69
06/20/2025	V1048952	TRUSTMARK VOLUNTARY BENEFITS	\$1,592.39
06/20/2025	V1048953	UNITED WAY MEDINA & SUMMIT CO	\$135.95
06/20/2025	V1048954	WORKERS COMP MEMO	\$13,762.12
06/20/2025	V760907	ADORAMA INC.	\$239.87
06/20/2025	V760908	AKRON CHILDRENS HOSPITAL	\$44,709.19
06/20/2025	V760909	AMAZON.COM	\$3,253.04
06/20/2025	V760910	BLUUM OF TEXAS LLC	\$16,915.50
06/20/2025	V760911	CAPP USA INC.	\$3,915.85
06/20/2025	V760912	DAVID M CHAMBERS	\$194.32
06/20/2025	V760913	MITCHELL P CHARVAT	\$84.14
06/20/2025	V760914	DAMON INDUSTRIES INC	\$1,214.70
06/20/2025	V760915	SANDRA ENID EISENMANN	\$74.20
06/20/2025	V760916	EMILY HUNSUCKER	\$185.00
06/20/2025	V760917	ESC OF MEDINA COUNTY	\$56,819.42
06/20/2025	V760918	MASON DOUGLAS HARPER	\$569.38
06/20/2025	V760919	BRITTANY D HARTORY	\$532.70
06/20/2025	V760920	HEALTHCARE BILLING SERVICES	\$1,186.15
06/20/2025	V760921	TODD E HODKEY	\$829.08
06/20/2025	V760922	KINGS III EMERGENCY COMMUNICATIONS	\$274.19

Medina City Schools

Check Register For

June 2025

7/16/25

11:43 AM

Check Date	Check Number	Vendor Name	Transaction Amount
06/20/2025	V760923	LLA THERAPY LLC.	\$26,500.88
06/20/2025	V760924	MCMASTER-CARR SUPPLY COMPANY	\$670.64
06/20/2025	V760925	MINUTEMAN PRESS	\$45.00
06/20/2025	V760926	MEGAN RENEE MONTGOMERY	\$131.95
06/20/2025	V760927	RYAN KARL O'CULL	\$235.20
06/20/2025	V760928	PETERS KALAIL & MARKAKIS CO. L.P.A	\$152.50
06/20/2025	V760929	KATIE MARIE PORTER	\$330.40
06/20/2025	V760930	REDTREE INVESTMENT GROUP	\$1,303.62
06/20/2025	V760931	AARON J SABLE	\$984.90
06/20/2025	V760932	SENDERO THERAPIES INC.	\$62,553.12
06/20/2025	V760933	STERLING PAPER CO	\$148.50
06/20/2025	V760934	TALBERT'S COMMERCIAL PRODUCTS	\$569.40
06/20/2025	V760935	ELISA TEDONA	\$539.00
06/20/2025	V760936	TRANSFINDER CORPORATION	\$19,456.00
06/20/2025	V760937	USA CUSTOM APPAREL LLC	\$348.50
06/20/2025	V760938	VSA INC	\$1,020.00
06/20/2025 - Total			\$1,898,944.81
06/26/2025	761025	ABIGAIL PETZ	\$1,000.00
06/26/2025	761026	ADVANCE AUTO PARTS	\$1,372.86
06/26/2025	761027	APOLLO FENCE LLC	\$9,870.50
06/26/2025	761028	APOLLO PEST CONTROL INC.	\$684.57
06/26/2025	761029	APPLIED INDUSTRIAL TECHNOLOGIES	\$111.70
06/26/2025	761030	AUDREY JOHNSON	\$1,000.00
06/26/2025	761031	AYLA HABERNY	\$1,000.00
06/26/2025	761032	BRAIGHDEN SULLIVAN	\$1,000.00
06/26/2025	761033	BRAYDEN SMIGEL	\$1,000.00
06/26/2025	761034	BRYNN NIELSEN	\$1,000.00
06/26/2025	761035	BUZZARD TOOLS LLC	\$686.93
06/26/2025	761036	CARA PETRY	\$1,000.00
06/26/2025	761037	CHAD GATCHELL	\$1,000.00
06/26/2025	761038	CHERYL / MARK BUGUCKI	\$20.00
06/26/2025	761039	CLAIRE KOCAR	\$1,000.00
06/26/2025	761040	COOPER ESTES	\$1,000.00

Medina City Schools

Check Register For

June 2025

7/16/25

11:43 AM

Check Date	Check Number	Vendor Name	Transaction Amount
06/26/2025	761041	CRANDALL COMPANY INC	\$434.85
06/26/2025	761042	DANIEL ZHAO	\$1,000.00
06/26/2025	761043	DAWN COLSON	\$20.00
06/26/2025	761044	DEBORAH COOK	\$196.00
06/26/2025	761045	ELIANA WILSON	\$1,000.00
06/26/2025	761046	ELLA CLARK	\$1,000.00
06/26/2025	761047	EMERY BRIGHTBILL	\$1,000.00
06/26/2025	761048	EMILY JOHNSON	\$1,000.00
06/26/2025	761049	FIONA EDWARDS	\$1,000.00
06/26/2025	761050	FRONTIER NORTH INC	\$2,266.71
06/26/2025	761051	GABRIELLA BOHMER	\$1,000.00
06/26/2025	761052	GABRIELLA O'GRADY	\$1,000.00
06/26/2025	761053	GRACIE RUPPELLI	\$1,000.00
06/26/2025	761054	GRAY MANUFACTURING COMPANY	\$1,596.00
06/26/2025	761055	HANNAH FOX	\$1,000.00
06/26/2025	761056	HANNAH WEAVER	\$1,000.00
06/26/2025	761057	HEATHER / DAVID COE	\$20.00
06/26/2025	761058	HOME DEPOT CREDIT SERVICES	\$123.98
06/26/2025	761059	IAN HORWATH	\$1,000.00
06/26/2025	761060	ISABELLA WATTS	\$1,000.00
06/26/2025	761061	JANICE / DAN BROWN	\$30.00
06/26/2025	761062	JILLIAN SOHAR	\$1,000.00
06/26/2025	761063	JULIA KRAFT	\$1,000.00
06/26/2025	761064	KAMRYN ANDERSON	\$1,000.00
06/26/2025	761065	KATELYN DAVIS	\$1,000.00
06/26/2025	761066	KATELYN KIWALA	\$1,000.00
06/26/2025	761067	KENDAL SCHMIDLE	\$1,000.00
06/26/2025	761068	KIM MILLER	\$20.00
06/26/2025	761069	KYLIE CASAL	\$1,000.00
06/26/2025	761070	KYLIE FERTAL	\$1,000.00
06/26/2025	761071	KYRA NEMEC	\$1,000.00
06/26/2025	761072	LARISSA EATON	\$1,000.00
06/26/2025	761073	LAUREN BRIGGS	\$1,000.00

Medina City Schools

Check Register For

June 2025

7/16/25

11:43 AM

Check Date	Check Number	Vendor Name	Transaction Amount
06/26/2025	761074	LAUREN RUDD	\$1,000.00
06/26/2025	761075	MARS ELECTRIC CO.	\$341.41
06/26/2025	761076	MARY / NATHAN CASE	\$55.00
06/26/2025	761077	MCGRAW HILL LLC	\$243.20
06/26/2025	761078	MEDINA CITY SCHOOLS	\$109.68
06/26/2025	761079	MONTVILLE POLICE DEPARTMENT	\$48.00
06/26/2025	761080	MYIAH PARENTE	\$1,000.00
06/26/2025	761081	NICOLE JUDSON	\$438.25
06/26/2025	761082	NICOLE RUDERT	\$30.00
06/26/2025	761083	NORTH GATEWAY TIRE CO INC	\$400.80
06/26/2025	761084	OHIO EDISON COMPANY	\$16,944.01
06/26/2025	761085	BOWED STRING SHOP	\$2,252.13
06/26/2025	761086	PETER GANABATHI	\$50.00
06/26/2025	761087	RHONDA / JOHN GILBERT	\$15.00
06/26/2025	761088	ROSHELLE DEWEY	\$69.10
06/26/2025	761089	ROWLEYS WHOLESALE	\$692.98
06/26/2025	761090	RYAN RESAN	\$1,000.00
06/26/2025	761091	RYLEE SHUTTERA	\$1,000.00
06/26/2025	761092	SARAH LIN	\$1,000.00
06/26/2025	761093	SEBASTIAN JONES	\$1,000.00
06/26/2025	761094	SERENE ROCHA	\$1,000.00
06/26/2025	761095	SHERWIN WILLIAMS COMPANY	\$629.15
06/26/2025	761096	STAPLES INC	\$287.60
06/26/2025	761097	SYLVIA WEBB	\$1,000.00
06/26/2025	761098	TAMARA / JOHN HINES	\$30.00
06/26/2025	761099	TESSA LAZOR	\$1,000.00
06/26/2025	761100	THE BOOK VINE FOR CHILDREN, INC.	\$562.01
06/26/2025	761101	TIFFANY / ROBERTA LEYVA	\$47.76
06/26/2025	761102	TIMOTHY GILDEA	\$1,000.00
06/26/2025	761103	WOLFF BROS. SUPPLY INC.	\$565.60
06/26/2025	761104	WORLD TRUCK TOWING & RECOVERY INC.	\$187.50
06/26/2025	761105	WYATT MCRITCHIE	\$1,000.00
06/26/2025	761106	ZACHARY TONDRA	\$1,000.00

Medina City Schools

Check Register For

June 2025

7/16/25

11:43 AM

Check Date	Check Number	Vendor Name	Transaction Amount
06/26/2025	V761003	CINTAS CORPORATION NO 2 (V-CARD)	\$671.60
06/26/2025	V761004	FOLLETT SCHOOL SOLUTIONS (V-CARD)	\$71.54
06/26/2025	V761005	POINT SPRING & DRIVESHAFT (V-CARD)	\$382.50
06/26/2025 - Total			\$88,578.92
06/27/2025	V761006	AMAZON.COM	\$2,715.85
06/27/2025	V761007	BLICK ART MATERIALS LLC	\$133.20
06/27/2025	V761008	BSN SPORTS LLC	\$2,209.61
06/27/2025	V761009	CARDINAL BUS SALES & SERV INC	\$226.80
06/27/2025	V761010	CENTERRA CO-OP	\$301.82
06/27/2025	V761011	CUMMINS SALES AND SERVICE	\$235.06
06/27/2025	V761012	DYNAMERICAN	\$2,200.00
06/27/2025	V761013	EMILY HUNSUCKER	\$30.00
06/27/2025	V761014	LAKESHORE PARENT LLC	\$538.95
06/27/2025	V761015	MCMaster-CARR SUPPLY COMPANY	\$1,863.58
06/27/2025	V761016	NAPA AUTO PARTS	\$78.80
06/27/2025	V761017	OHIO ASSOC OF STUDENT LEADERS	\$1,505.00
06/27/2025	V761018	REINHARDT SUPPLY COMPANY	\$158.62
06/27/2025	V761019	SCHOOL SPECIALTY LLC.	\$173.28
06/27/2025	V761020	TOTAL EDUCATION SOLUTIONS, INC.	\$8,432.64
06/27/2025	V761021	TRANSPORTATION ACCESSORIES CO, INC.	\$472.00
06/27/2025	V761022	ULINE, INC	\$654.43
06/27/2025	V761023	USA MOBILE DRUG TESTING	\$383.00
06/27/2025	V761024	VSA INC	\$7,900.00
06/27/2025 - Total			\$30,212.64
06/30/2025	V761107	MEMO MET LIFE INSURANCE	\$42,986.30
06/30/2025	V761108	MEMO - BUREAU WORK COMP	\$4,565.04
06/30/2025	V761109	MEMO - MEDICAL MUTUAL	\$335,195.70
06/30/2025	V761110	MEMO - P & A ADMINISTRATIVE	\$17,898.30
06/30/2025	V761111	MEMO - P & A ADMINISTRATIVE	\$1,887.69
06/30/2025 - Total			\$402,533.03
Overall - Total			\$5,911,484.39

Fiscal Year	Fund - Expledger	Function First Two Digits	Fiscal Year Budgeted Amount
25	0010000	1100	\$12,807,886.42
25	0010000	1100	\$20,580,905.32
25	0010000	1100	\$7,632,540.90
25	0010000	1100	\$9,127,659.71
25	0010000	1100	\$55,873.54
25	0010000	1100	\$129,744.32
25	0010000	1100	\$42,636.41
25	0010000	1200	\$343,756.36
25	0010000	1200	\$47,452.53
25	0010000	1200	\$687,882.10
25	0010000	1200	\$387,168.03
25	0010000	1200	\$1,836,303.97
25	0010000	1200	\$123,099.20
25	0010000	1200	\$597,535.56
25	0010000	1200	\$478,347.12
25	0010000	1200	\$800.00
25	0010000	1200	\$389,889.47
25	0010000	1200	\$2,997.53
25	0010000	1200	\$1,262,911.56
25	0010000	1200	\$15,000.00
25	0010000	1200	\$147,430.83
25	0010000	1200	\$348,661.31
25	0010000	1200	\$392,871.21
25	0010000	1200	\$3,581,678.90
25	0010000	1300	\$275,116.20
25	0010000	1300	\$13,534.40
25	0010000	1900	\$36,118.00
25	0010000	1900	\$87,727.16
25	0010000	1900	\$2,149,753.34
25	0010000	2100	\$486,481.88
25	0010000	2100	\$1,078,944.18
25	0010000	2100	\$330,361.10
25	0010000	2100	\$415,528.67
25	0010000	2100	\$550,720.90
25	0010000	2100	\$5,000.00
25	0010000	2100	\$929,497.63
25	0010000	2100	\$753,026.98
25	0010000	2100	\$452,296.86
25	0010000	2100	\$27,308.46
25	0010000	2100	\$22,087.61
25	0010000	2200	\$3,109.57
25	0010000	2200	\$558,146.67
25	0010000	2200	\$24,583.18
25	0010000	2200	\$4,459.05
25	0010000	2200	\$536,826.99
25	0010000	2300	\$253,089.67
25	0010000	2400	\$264,518.20
25	0010000	2400	\$473,473.75
25	0010000	2400	\$19,577.95
25	0010000	2400	\$1,844.25
25	0010000	2400	\$673,454.79

25	0010000	2400	\$3,272,899.74
25	0010000	2400	\$5,000.00
25	0010000	2400	\$4,249.00
25	0010000	2400	\$33,270.00
25	0010000	2500	\$1,153,590.25
25	0010000	2500	\$68,641.20
25	0010000	2600	\$447,126.77
25	0010000	2600	\$166,335.42
25	0010000	2600	\$27,568.54
25	0010000	2700	\$4,531,706.86
25	0010000	2700	\$2,042,972.58
25	0010000	2700	\$2,614.33
25	0010000	2800	\$11.17
25	0010000	2800	\$18,738.82
25	0010000	2800	\$1,157.44
25	0010000	2800	\$4,919.05
25	0010000	2900	\$201,608.40
25	0010000	2900	\$320.00
25	0010000	2900	\$278,399.80
25	0010000	2900	\$10,213.81
25	0010000	3200	\$32,684.97
25	0010000	3200	\$22,540.00
25	0010000	3200	\$96.73
25	0010000	3200	\$10,500.00
25	0010000	4100	\$2,963.36
25	0010000	4100	\$3,732.73
25	0010000	4100	\$4,048.71
25	0010000	4100	\$18,875.56
25	0010000	4100	\$70,759.78
25	0010000	4100	\$10,887.17
25	0010000	4100	\$3,975.17
25	0010000	4100	\$15,026.35
25	0010000	4100	\$26,616.65
25	0010000	4500	\$47,666.00
25	0010000	4500	\$12,764.60
25	0010000	4500	\$21,398.84
25	0010000	4500	\$17,253.16
25	0010000	4500	\$91,126.48
25	0010000	4500	\$32,032.14
25	0010000	4500	\$35,960.76
25	0010000	4500	\$24,040.78
25	0010000	4500	\$12,034.16
25	0010000	4500	\$7,920.63
25	0010000	4500	\$80,838.32
25	0010000	4500	\$41,285.57
25	0010000	4500	\$2,534.40
25	0010000	4500	\$44,965.23
25	0010000	4500	\$35,732.37
25	0010000	4500	\$25,320.61
25	0010000	4500	\$33,774.09
25	0010000	4500	\$17,630.79
25	0010000	4500	\$8,635.86

25	0010000	4500	\$22,864.87
25	0010000	4500	\$15,407.47
25	0010000	4500	\$12,430.20
25	0010000	4500	\$21,183.05
25	0010000	4500	\$11,664.54
25	0010000	4500	\$281,773.59
25	0010000	4500	\$33,238.42
25	0010000	4500	\$18,469.70
25	0010000	4600	\$10,433.90
25	0010000	4600	\$4,151.96
25	0010000	4600	\$9,448.00
25	0010000	4600	\$26,716.95
25	0010000	4600	\$8,585.75
25	0010000	4600	\$2,714.37
25	0010000	4600	\$6,631.52
25	0010000	5600	\$256,500.00
25	0010000	7200	\$186,398.00
25	0010000	7400	\$649,329.00
25	0010000	7500	\$0.00
25	0029000	2500	\$57,000.00
25	0029000	6100	\$4,202,756.50
25	0029012	2500	\$1,500.00
25	0029012	6100	\$1,722,388.20
25	0039001	2700	\$548,314.00
25	0060000	3100	\$204,209.78
25	0060000	3100	\$1,304,244.78
25	0069006	3100	\$1,151,042.00
25	0069022	3100	\$3,691.00
25	0079004	3200	\$25,000.00
25	0079111	3200	\$0.00
25	0079333	3200	\$5,000.00
25	0089002	3200	\$300.00
25	0089003	3200	\$50,000.00
25	0089112	3200	\$700.00
25	0099000	1100	\$0.00
25	0099110	1100	\$278.12
25	0099120	1100	\$18,047.00
25	0099130	1100	\$22,258.00
25	0099140	1100	\$0.00
25	0099160	1100	\$17,980.60
25	0099170	1100	\$19,441.00
25	0099180	1100	\$17,799.00
25	0099200	1100	\$24,524.00
25	0099210	1100	\$23,203.00
25	0099300	1100	\$101,550.79
25	0099300	2400	\$90,000.00
25	0099301	2400	\$15,000.00
25	0099302	2400	\$5,000.00
25	0149016	1100	\$281,178.36
25	0149016	2400	\$73,518.39
25	0149016	2400	\$0.00
25	0149116	1200	\$309,137.79

25	0149116	1200	\$179,069.84
25	0149116	1200	\$54,220.60
25	0149116	2100	\$14,020.88
25	0149116	2100	\$55,000.00
25	0149116	2100	\$395,000.00
25	0149116	2200	\$4,080.53
25	0149116	2400	\$64,890.59
25	0149116	2400	\$133,226.40
25	0149116	2700	\$179.69
25	0149116	4100	\$5,420.00
25	0160000	1100	\$4,117,549.81
25	0160000	1100	\$193,211.71
25	0160000	1100	\$592,375.02
25	0160000	1200	\$0.00
25	0160000	1200	\$443,699.38
25	0160000	1200	\$129,294.76
25	0160000	1200	\$148,327.91
25	0160000	1200	\$23,562.98
25	0160000	1200	\$0.00
25	0160000	1900	\$237.67
25	0160000	2100	\$46,681.93
25	0160000	2100	\$36,314.09
25	0160000	2200	\$0.00
25	0160000	2400	\$3,222.88
25	0160000	2400	\$6,447.44
25	0160000	2400	\$65,000.00
25	0160000	2400	\$0.00
25	0160000	2400	\$0.00
25	0160000	2500	\$92,248.90
25	0160000	2700	\$7,496.18
25	0160000	2800	\$404,865.40
25	0160000	2800	\$932,331.13
25	0160000	2800	\$1,858,275.15
25	0160000	2800	\$1,072,783.96
25	0160000	2800	\$274,605.81
25	0160000	4100	\$13,739.37
25	0160000	7200	\$2,929,368.81
25	0160410	2100	\$137,772.96
25	0161000	1100	\$282,464.30
25	0161000	1100	\$0.00
25	0161000	1200	\$329,112.67
25	0161000	2100	\$0.00
25	0169024	2500	\$104,327.96
25	0169024	7200	\$7,633,409.96
25	0189110	1100	\$155.00
25	0189110	2400	\$619.04
25	0189113	2200	\$0.00
25	0189120	2400	\$36,455.84
25	0189123	2200	\$5,000.00
25	0189130	1100	\$4,229.76
25	0189130	2400	\$30,802.26
25	0189133	2200	\$250.00

25	0189140	1100	\$0.00
25	0189140	2400	\$0.00
25	0189143	2200	\$0.00
25	0189160	1100	\$1,450.00
25	0189160	2400	\$24,409.16
25	0189161	2200	\$1,800.00
25	0189163	2200	\$4,050.00
25	0189170	1100	\$15,000.00
25	0189170	2400	\$30,100.00
25	0189171	2400	\$500.00
25	0189180	1100	\$0.00
25	0189180	2400	\$35,385.00
25	0189181	7200	\$0.00
25	0189183	2200	\$8,000.00
25	0189184	7200	\$0.00
25	0189200	2400	\$32,006.90
25	0189203	2200	\$3,400.00
25	0189210	2400	\$28,949.88
25	0189211	2200	\$6,200.00
25	0189300	2400	\$30,725.28
25	0189300	7200	\$1,183.59
25	0189301	2200	\$0.00
25	0189302	1100	\$29,000.00
25	0189303	0000	\$0.00
25	0189303	3200	\$131,456.04
25	0189303	3200	\$57,897.50
25	0189303	3200	\$8,000.00
25	0189304	4300	\$26,250.00
25	0189306	2400	\$5,300.00
25	0189307	1100	\$5,500.00
25	0189308	2100	\$11,025.00
25	0189309	1100	\$6,500.00
25	0189403	1200	\$1,200.00
25	0189900	7200	\$3,702.01
25	0189901	1200	\$0.00
25	0189901	7200	\$1,743.89
25	0189903	7200	\$2,800.00
25	0189904	7200	\$502.00
25	0189905	7200	\$51,248.39
25	0189906	2900	\$2,000.00
25	0189907	1900	\$0.00
25	0189914	2900	\$0.00
25	0189915	2900	\$6,100.00
25	0189916	2900	\$8,300.00
25	0189917	2900	\$14,000.00
25	0189918	2900	\$10,111.00
25	0189919	2900	\$789.00
25	0189920	2800	\$359.64
25	0199009	2100	\$0.00
25	0199017	2100	\$0.00
25	0199025	1200	\$5,000.00
25	0199121	2100	\$11,500.00

25	0209001	2800	\$12,256.74
25	0209001	7200	\$89,243.26
25	0229000	7900	\$10,000.00
25	0229300	4500	\$31,793.72
25	0229300	7200	\$0.00
25	0249001	2900	\$14,049,525.87
25	0249002	2900	\$768,484.00
25	0249094	2900	\$345,730.11
25	0270000	2900	\$342,355.60
25	0719013	2700	\$3,491,954.19
25	0719013	2800	\$763,228.81
25	0719013	7200	\$2,194,935.77
25	2009110	4600	\$143.26
25	2009121	4600	\$234.00
25	2009185	4600	\$1,400.00
25	2009201	4300	\$0.00
25	2009202	4600	\$5,000.00
25	2009205	4600	\$250.00
25	2009209	4100	\$7,014.84
25	2009251	4300	\$192.41
25	2009253	4300	\$2,000.00
25	2009254	4100	\$4,000.00
25	2009256	4100	\$3,250.00
25	2009258	4600	\$1,832.44
25	2009302	4100	\$1,250.00
25	2009303	4100	\$320.00
25	2009307	4100	\$55,577.22
25	2009309	4600	\$1,650.00
25	2009312	4100	\$30,000.00
25	2009314	4600	\$747.00
25	2009315	4600	\$470.00
25	2009318	4100	\$8,200.00
25	2009321	4600	\$20,000.00
25	2009323	4600	\$1,600.00
25	2009324	4600	\$20,000.00
25	2009325	4100	\$25,000.00
25	2009326	4100	\$5,000.00
25	2009327	4100	\$3,000.00
25	2009330	4100	\$3,400.00
25	2009332	4100	\$8,000.00
25	2009333	4600	\$70,000.00
25	2009335	4100	\$5,000.00
25	2009336	4100	\$1,000.00
25	2009337	4100	\$570.00
25	2009339	4100	\$37,000.00
25	2009340	4100	\$4,000.00
25	2009346	4100	\$135.00
25	2009350	4300	\$1,500.00
25	2009352	4100	\$7,500.00
25	2009353	4600	\$1,205.00
25	2009355	4600	\$600.00
25	2009380	4600	\$5,000.00

25	2009421	4600	\$2.50
25	2009422	4600	\$0.16
25	2009422	7200	\$111.57
25	2009423	4600	\$1,518.75
25	2009423	7200	\$250.79
25	2009424	4600	\$636.74
25	2009424	7200	\$960.61
25	2009425	4600	\$8,300.00
25	2009426	4600	\$73,600.00
25	2009427	4600	\$3,000.00
25	2009428	4600	\$3,000.00
25	3003000	4500	\$85,000.00
25	3003000	4500	\$37,102.00
25	3003000	4500	\$372,259.73
25	3003001	7200	\$156,843.31
25	3003002	7200	\$500.00
25	3003003	7200	\$29,275.82
25	3003004	7200	\$16,032.99
25	3003007	7200	\$16,605.00
25	3003008	7200	\$109,796.17
25	3003010	7200	\$508.00
25	3003012	7200	\$11,774.96
25	3003013	7200	\$9,475.92
25	3003015	7200	\$8,035.00
25	3003016	7200	\$6,453.77
25	3003017	7200	\$12,941.63
25	3003018	7200	\$48,172.94
25	3003019	7200	\$5,579.97
25	3003020	7200	\$4,709.96
25	3003021	7200	\$3,878.72
25	3009110	4100	\$0.00
25	3009120	4100	\$9,000.00
25	3009130	4100	\$20,888.00
25	3009140	4100	\$0.00
25	3009160	4100	\$10,950.00
25	3009170	4100	\$15,000.00
25	3009180	4100	\$12,339.85
25	3009201	4100	\$20,000.00
25	3009205	4100	\$300.00
25	3009208	0000	\$18,849.00
25	3009208	4100	\$149,200.00
25	3009250	4100	\$12,849.00
25	3009253	4300	\$1,275.94
25	3009254	4300	\$1,924.37
25	3009258	0000	\$33,723.24
25	3009258	4100	\$136,154.00
25	3009302	4500	\$0.00
25	3009303	4600	\$2,700.00
25	3009304	4600	\$16,900.00
25	3009305	0000	\$0.00
25	3009313	4100	\$34,000.00
25	3009334	4300	\$2,000.00

25	3009390	4600	\$9,000.00
25	3009403	1200	\$8,000.00
25	3009410	4500	\$6,560.18
25	4019012	3200	\$0.00
25	4019013	3200	\$0.00
25	4019013	7500	\$0.00
25	4019014	3200	\$20,183.08
25	4019014	7200	\$16,322.63
25	4019015	3200	\$320,452.47
25	4019023	3200	\$0.00
25	4019023	7500	\$0.00
25	4019024	3200	\$616.02
25	4019024	7200	\$7,346.02
25	4019025	3200	\$9,129.70
25	4019031	3200	\$0.00
25	4019032	3200	\$0.00
25	4019033	3200	\$0.00
25	4019033	7500	\$0.00
25	4019034	3200	\$20,696.36
25	4019034	7200	\$23,196.13
25	4019035	3200	\$493,916.77
25	4519012	2900	\$66,275.59
25	4679021	2100	\$618.49
25	4999014	2100	\$1,866.08
25	4999014	7400	\$4,622.00
25	4999019	2400	\$3,359.35
25	4999025	2700	\$26,738.90
25	4999125	2700	\$300,000.00
25	4999224	2200	\$3,361.25
25	5079022	1100	\$0.00
25	5079022	2700	\$0.00
25	5079023	1100	\$475,442.38
25	5079023	2700	\$166,118.00
25	5079023	7400	\$322,498.00
25	5079024	1100	\$129,072.24
25	5079024	1900	(\$585.00)
25	5079024	2700	\$491,074.00
25	5079024	7400	\$938,505.50
25	5079121	1100	\$0.00
25	5079121	1900	\$0.00
25	5079121	1900	\$0.00
25	5079121	2200	\$2,824.36
25	5079121	2700	\$0.00
25	5079121	7400	\$0.00
25	5169023	1200	\$0.00
25	5169023	1200	\$0.00
25	5169023	1200	\$0.00
25	5169023	1200	\$0.00
25	5169023	2100	\$0.00
25	5169023	2100	\$0.00
25	5169023	2100	\$0.00
25	5169023	2100	\$0.00

25	5169023	2200	\$0.00
25	5169023	2400	\$0.00
25	5169023	2400	\$0.00
25	5169023	7400	\$0.00
25	5169024	1200	\$64,829.65
25	5169024	1200	\$43,501.99
25	5169024	1200	\$14,917.70
25	5169024	1200	\$634.07
25	5169024	2100	\$34,263.82
25	5169024	2100	\$17,391.77
25	5169024	2100	\$18,480.00
25	5169024	2200	\$0.00
25	5169024	2400	\$10,284.35
25	5169024	3200	\$0.00
25	5169024	7400	\$248,422.00
25	5169025	1200	\$476,295.49
25	5169025	1200	\$485,826.22
25	5169025	1200	\$135,116.12
25	5169025	1200	\$4,581.00
25	5169025	2100	\$240,014.60
25	5169025	2100	\$167,176.13
25	5169025	2100	\$29,850.00
25	5169025	2200	\$22,803.21
25	5169025	2400	\$67,637.96
25	5169025	3200	\$34,986.04
25	5519025	1200	\$0.00
25	5519122	7200	\$53.06
25	5519123	7200	\$3,536.78
25	5519123	7400	\$0.00
25	5519124	1200	\$726.92
25	5519125	1200	\$7,898.80
25	5729024	1200	\$60,729.37
25	5729024	3200	\$0.00
25	5729024	7400	\$66,926.00
25	5729025	1200	\$568,870.78
25	5729025	3200	\$5,650.79
25	5729122	1100	\$0.00
25	5729123	1100	\$0.00
25	5729123	7400	\$0.00
25	5729124	1100	\$73,030.29
25	5729124	7400	\$42,528.00
25	5729125	1100	\$114,283.74
25	5729126	1100	\$0.00
25	5849023	1100	\$0.00
25	5849023	2200	\$0.00
25	5849023	7400	\$0.00
25	5849024	2200	\$1,617.23
25	5849024	3200	\$1,980.02
25	5849024	7400	\$8,356.00
25	5849025	1900	\$4,217.85
25	5849025	2200	\$47,367.78
25	5849025	3200	\$6,856.64

25	5879023	1200	\$0.00
25	5879023	7400	\$0.00
25	5879024	1200	\$1,721.26
25	5879024	7400	\$6,956.00
25	5879025	1200	\$48,914.17
25	5879123	1200	\$0.00
25	5909023	2200	\$0.00
25	5909023	3200	\$0.00
25	5909023	7400	\$0.00
25	5909024	2200	\$8,386.18
25	5909024	3200	\$2,908.82
25	5909024	7400	\$24,213.00
25	5909025	2200	\$148,031.02
25	5909025	3200	\$16,354.00
25	5999023	2700	\$33,990.50
		TOTALS	\$151,149,638.61

FORECASTED FUNDS-TRUE DAYS CASH

