

Medina City Schools

Forecast Fund Analysis

May 31, 2024

	2023-2024 Original Estimate (1)	Y-T-D Actual July 2023 - June 2024 (2)	Percent	Variance (3)
Beginning Balance - July 1, 2023		39,972,859.26		0.00
General Fund	25,195,142.69			
Other Funds - Substitute Levy	14,777,716.57			
Revenue	<u>83,685,024.00</u> 83,685,024.00	<u>83,594,190.02</u> 83,594,190.02	<u>99.9%</u>	<u>90,833.98</u> 90,833.98
Expenditures	93,591,593.00	82,621,892.66	88.3%	10,969,700.34
Encumbrance	851,800.00	3,302,345.40		-2,450,545.40
	<u>94,443,393.00</u>	<u>85,924,238.06</u>		<u>8,519,154.94</u>
Ending Balance - June 30, 2024	29,214,490.26	37,642,811.22		-8,428,320.96

Original Estimate revenue, expenditure and encumbrance taken from May 2023 five-year forecast
Includes May 2018 Substitute Levy

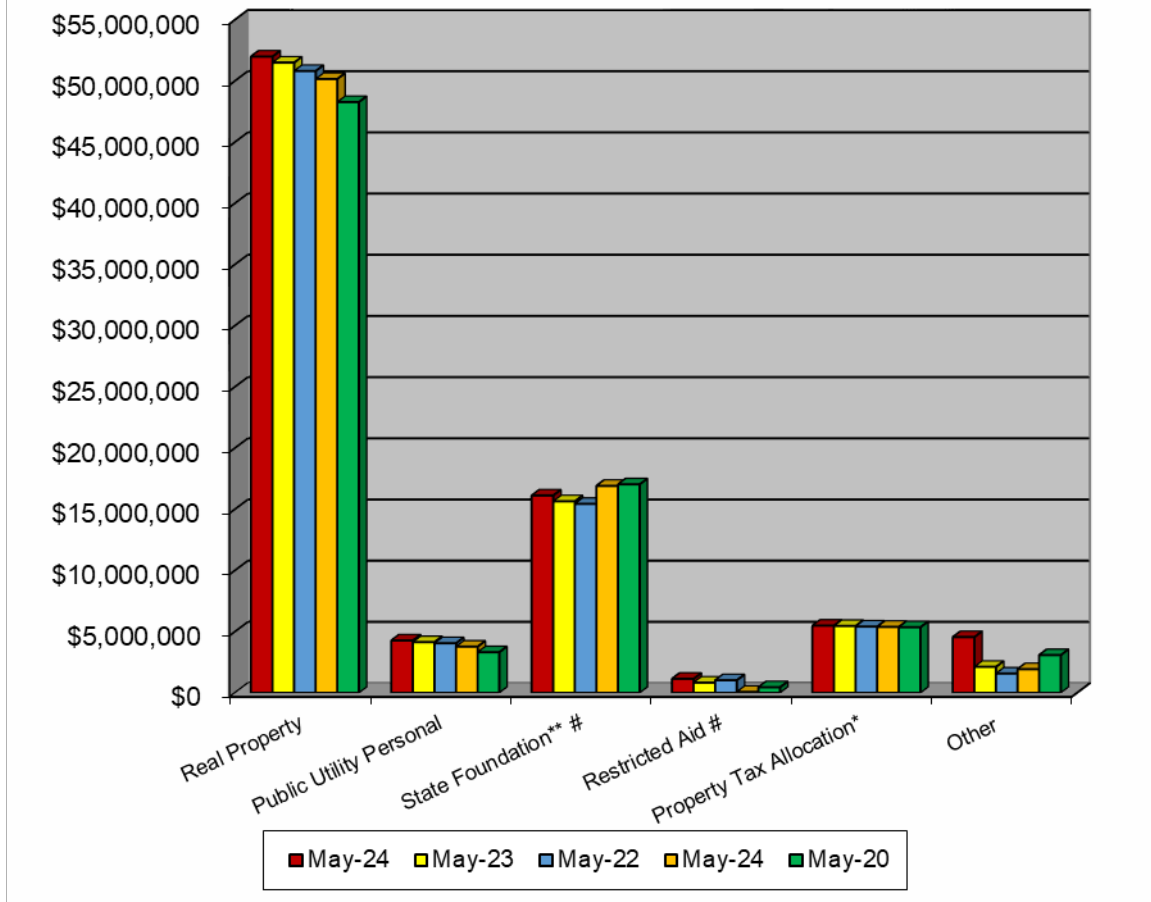
Forecast Funds Summary

May 2024

Revenues

1. Real Property Taxes – Total Real Property Taxes received from the beginning of the fiscal year until May 31, 2024 is \$51,997,996.01. This is an increase of 1.0% above last year's taxes received at this time. \$-0- was collected in May.
2. Public Utility Personal Property Taxes – Total Public Utility Personal Property Taxes received from the beginning of the fiscal year until May 31, 2024 is \$4,278,431.38. These monies are distributed upon settlement from the County Auditor. This amount is listed in a separate line for State and five-year forecasting purposes. \$-0- had been transferred from Real Property Taxes in May.
3. State Foundation – State Foundation monies received from the State of Ohio from the beginning of the fiscal year until May 31, 2024 total \$16,127,337.84. This is an increase of 3.1% above last year's foundation money received at this time. \$1,381,990.78 was collected in May.
4. Restricted Aid – Restricted Aid monies are for Career Tech funding and Economically Disadvantaged Students. We have added e-Rate funding as well because these funds are restrictive to technology. Monies received from the beginning of the fiscal year until May 31, 2024 total \$1,146,174.45. \$72,982.04 was collected in May.
5. Homestead and Rollback – Monies received from the State of Ohio from the beginning of the fiscal year until May 31, 2024 total \$5,490,689.69. \$2,745,504.97 was collected in May. Receipts are based upon the real property taxes collected and Homestead filings with the County Auditor.
6. Other – Other monies received from the beginning of the fiscal year until May 31, 2024 total \$4,553,560.65. This is an increase of 114.9% above last year at this time. \$272,202.82 was collected in May. The district returned advances two months earlier than in the past.

Forecast Fund Revenue



	May-24	May-23	May-22	May-24	May-20	Current Forecast
Real Property	\$51,997,996	\$51,501,614	\$50,818,509	\$50,162,687	\$48,279,664	\$51,997,996
Public Utility Personal	\$4,278,431	\$4,137,682	\$4,054,762	\$3,774,750	\$3,317,403	\$4,278,431
State Foundation** #	\$16,127,338	\$15,653,349	\$15,440,563	\$16,912,338	\$17,037,537	\$17,520,497
Restricted Aid #	\$1,146,174	\$834,928	\$1,027,551	\$75,954	\$454,208	\$1,219,246
Property Tax Allocation*	\$5,490,690	\$5,461,798	\$5,414,668	\$5,390,620	\$5,359,332	\$5,484,038
Other	\$4,553,561	\$2,119,743	\$1,574,586	\$1,934,020	\$3,081,609	\$4,933,444
Total	\$83,594,190	\$79,709,115	\$78,330,638	\$78,250,369	\$77,529,754	\$85,433,652
State %	27.2%	27.5%	27.9%	28.6%	29.5%	

* Includes Homestead/Rollback, Tangible Personal Property Tax Fixed Rate Loss Reimbursement and Electric Deregulation.

** Includes Casino Revenue in State Foundation beginning January 2013 and Economic Disadvantaged Funding in November 2013.

Encompasses the Fair School Funding Plan as of January 2022

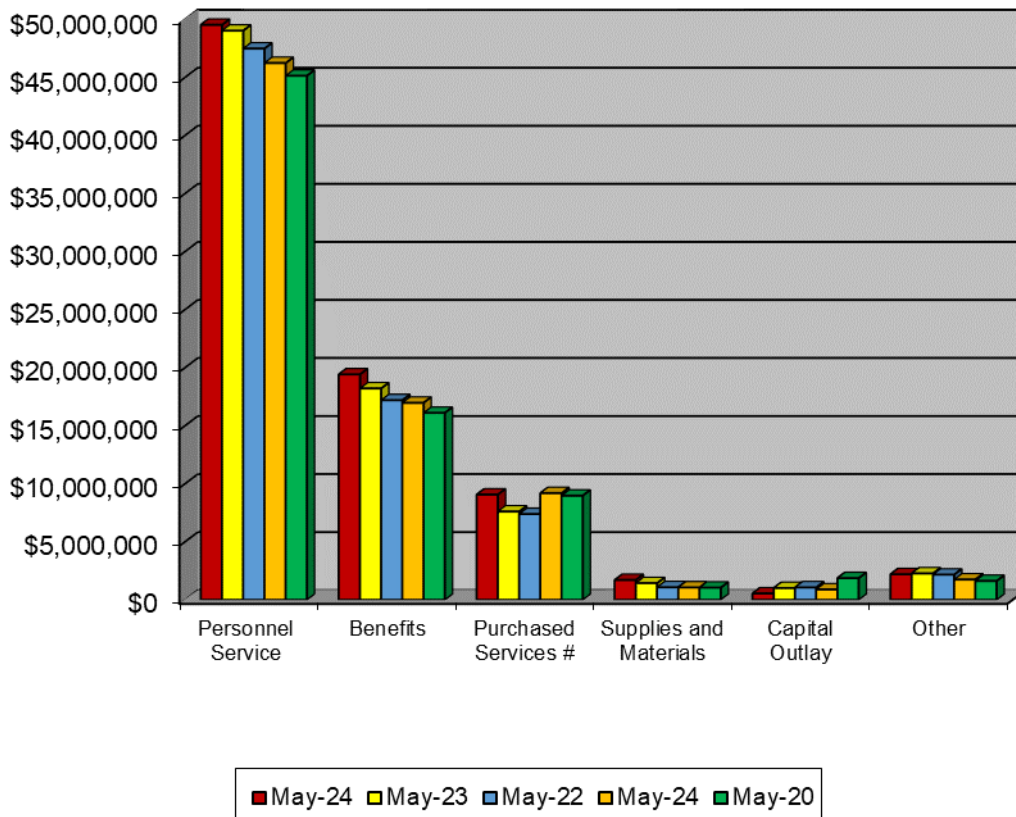
Forecast Funds Summary

May 2024

Expenditures

1. Personnel Services– The costs for personnel services for the School District from the beginning of the fiscal year until May 31, 2024 was \$49,527,525.83. This was an increase of 1.1% above last year at this time. \$4,295,070.24 was spent in May.
2. Benefits – The cost for benefits for the School District from the beginning of the fiscal year until May 31, 2024 was \$19,418,274.73. This was an increase of 6.7% above last year at this time. \$1,724,892.33 was spent in May.
3. Purchased Services – The cost for purchased services for the district from the beginning of the fiscal year until May 31, 2024 total \$9,065,916.76. This was a 19.2% increase above last year at this time. \$801,898.51 was spent in May.
4. Supplies and Materials – The cost for supplies and materials for the district from the beginning of the fiscal year until May 31, 2024 total \$1,706,968.00. This was a 18.8% increase above last year at this time. \$64,758.23 was spent in May.
5. Capital Outlay – The cost for capital outlay for the district from the beginning of the fiscal year until May 31, 2024 total \$551,001.79. This was a 45.6% decrease below last year at this time. \$22,431.10 was spent in May.
6. Other – The cost of other expenditures excluding transfers for the district was \$2,201,855.55 for the fiscal year until May 31, 2024. This was a 3.3% decrease below last year at this time. \$10,576.98 spent in May.

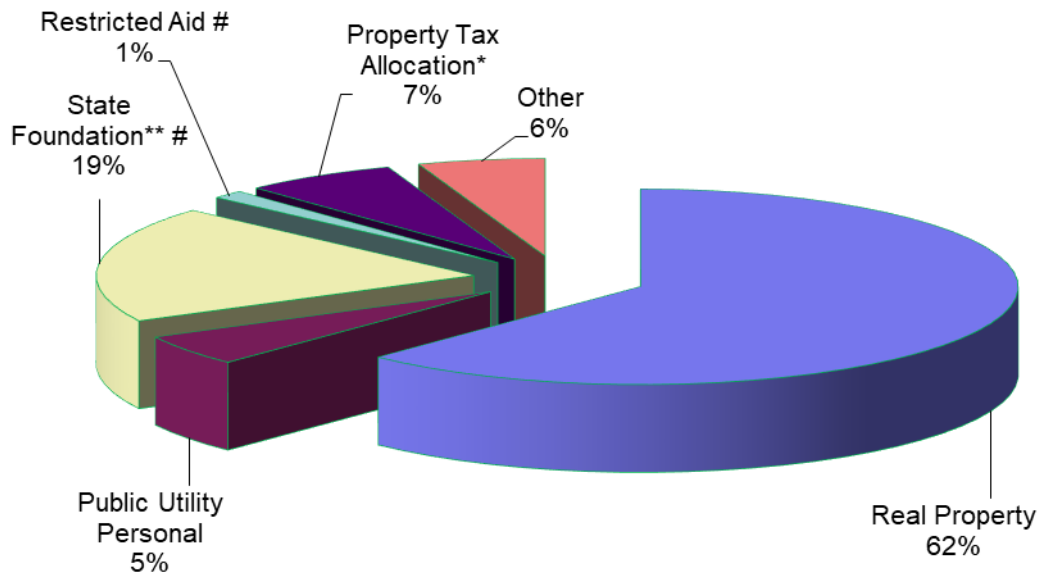
Forecast Fund Expenditures



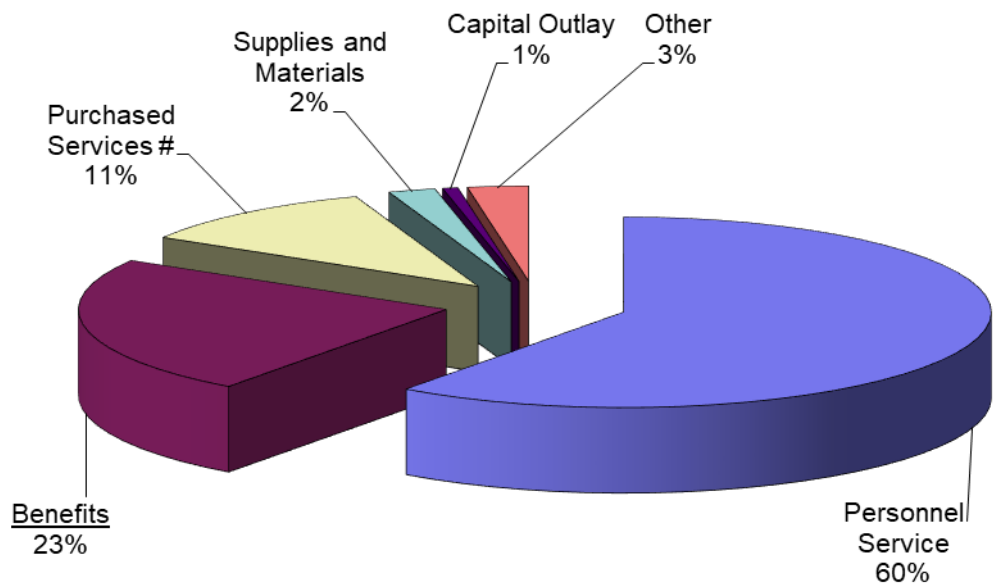
	May-24	May-23	May-22	May-24	May-20	Current Forecast
Personnel Service	\$49,527,526	\$49,024,944	\$47,484,719	\$46,239,278	\$45,144,827	\$54,743,270
Benefits	\$19,418,275	\$18,206,672	\$17,196,216	\$16,970,670	\$16,101,745	\$21,132,511
Purchased Services #	\$9,065,917	\$7,607,940	\$7,389,762	\$9,192,547	\$8,970,500	\$9,794,048
Supplies and Materials	\$1,706,968	\$1,437,761	\$1,082,754	\$1,066,816	\$1,050,615	\$1,853,315
Capital Outlay	\$551,002	\$1,014,259	\$1,068,987	\$897,930	\$1,867,977	\$581,996
Other	\$2,201,856	\$2,278,295	\$2,169,589	\$1,753,423	\$1,623,046	\$2,321,256
Transfers and Adv., Etc.	\$150,350	\$480,680	\$439,213	\$437,756	\$441,301	\$805,727
Other than Debt						
Total	\$82,621,893	\$80,050,551	\$76,831,240	\$76,558,421	\$75,200,009	\$91,232,123

Reduced with Fair School Funding Plan in January 2022

Current Forecast Fund Revenue



Current Forecast Fund Expenditures



	03/29/24	04/12/24	04/26/24	05/10/24	05/24/24	Last Five Pay V
FOOD SERVICE	\$29,379.21	\$29,379.21	\$29,379.21	\$29,379.21	\$31,286.54	6.10%
TRANSPORTATION	\$46,139.46	\$49,760.05	\$45,233.07	\$45,233.07	\$45,233.07	-2.00%
IPP	\$90,024.17	\$90,024.17	\$90,024.17	\$90,024.17	\$91,476.45	1.59%
SECRETARY	\$43,761.08	\$43,761.08	\$43,761.08	\$43,761.08	\$42,549.47	-2.85%
MEDIA IPP	\$10,884.69	\$10,884.69	\$10,884.69	\$10,884.69	\$10,884.69	0.00%
12 MONTH	\$131,769.71	\$131,769.71	\$131,769.71	\$131,769.71	131,769.71	0.00%
PREVENTION COORDINATORS	\$10,277.42	\$10,277.42	\$10,277.42	\$10,277.42	\$10,277.42	0.00%
ADMIN	\$29,267.18	\$29,267.18	\$29,267.18	\$29,267.18	\$29,267.18	0.00%
TEACHERS	\$1,512,765.91	\$1,512,765.91	\$1,512,765.91	\$1,513,660.76	1,513,660.76	0.06%
CERTIFIED 204:	\$7,840.41	\$7,840.41	\$7,840.41	\$7,840.41	\$7,840.41	0.00%
ASST PRINCIPAL	\$24,223.89	\$24,223.89	\$24,223.89	\$24,223.89	\$24,223.89	0.00%
CERT 12 MNTH- admin certified	\$28,953.44	\$28,953.44	\$28,953.44	\$28,953.44	\$28,953.44	0.00%
CERTIFIED 219- PRINCIPALS	\$72,063.09	\$72,063.09	\$72,063.09	\$72,063.09	\$72,063.09	0.00%
CERTIFIED 194:	\$7,969.45	\$7,969.45	\$7,969.45	\$7,969.45	\$7,969.45	0.00%
PSYCHS	\$29,963.00	\$29,963.00	\$29,963.00	\$29,963.00	\$34,825.78	13.96%

Medina City School District

Sales Tax Update

Date	Sales Tax Description	Receipts	Expenditures	Balance
July 1, 2023	Beginning Balance (071) Sales Tax and (002-9012) Bond			\$3,479,546.49
July	Sales Tax Distribution	\$975,501.22		\$4,455,047.71
	Summer Paving Project Consulting Services		\$8,340.21	\$4,446,707.50
	MHS Gym Scoreboards		\$76,218.00	\$4,370,489.50
	Summer Paving Project		\$10,089.92	\$4,360,399.58
	Roofing Project		\$30,449.70	\$4,329,949.88
	Asphalt Overlay and Removal		\$57,617.00	\$4,272,332.88
	Compressor for Walk In Freezer Claggett		\$3,865.00	\$4,268,467.88
	Fleet Master Lease Agreement		\$7,496.46	\$4,260,971.42
August	Summer Paving Project Consulting Services		\$32,605.42	\$4,228,366.00
	Roof Replacement Project Consulting Services		\$9,830.14	\$4,218,535.86
	Scoreboard Booster Payment		(\$30,487.20)	\$4,249,023.06
	Pickleball Court Construction		\$104,754.00	\$4,144,269.06
	Pickleball Court Construction - City Payment		(\$25,872.50)	\$4,170,141.56
	Pickleball Court Construction - City Payment		(\$22,000.00)	\$4,192,141.56
	District Paving 2023		\$248,623.91	\$3,943,517.65
	Roof Replacement Project		\$217,260.00	\$3,726,257.65
	Roofing Project 2022		\$89,719.79	\$3,636,537.86
	Fleet Master Lease Agreement		\$7,471.46	\$3,629,066.40
September	Summer Paving Project Consulting Services		\$263.30	\$3,628,803.10
	Digital Message Center Sign		\$4,210.75	\$3,624,592.35
	Summer Paving Project		\$15,000.00	\$3,609,592.35
	Pickleball Court Construction		\$37,284.00	\$3,572,308.35
	Pickleball Court Construction - City Payment		(\$52,377.00)	\$3,624,685.35
	Fleet Master Lease Agreement		\$7,351.97	\$3,617,333.38
October	Sales Tax Distribution	\$1,129,124.90		\$4,746,458.28
	MHS Scoreboards		\$68,596.20	\$4,677,862.08
	Pickleball Court Construction - City Payment		(\$18,642.00)	\$4,696,504.08
	Roof Replacement Project		\$166,071.03	\$4,530,433.05
	Scoreboard Booster Payment		(\$27,231.47)	\$4,557,664.52
November	COP's Principal and Interest		\$1,370,657.68	\$3,187,006.84
	Masonry Repairs Blake		\$8,760.00	\$3,178,246.84
	District Paving 2023		\$47,863.86	\$3,130,382.98
December	Heritage Renovation Consulting		\$34,320.00	\$3,096,062.98
	Fleet Master Lease Agreement		\$7,717.28	\$3,088,345.70
January 2024	Sales Tax Distribution	\$1,101,247.74		\$4,189,593.44
	Roof Replacement Project		\$67,659.11	\$4,121,934.33
	Walk In Cooler/Freezer at Blake		\$64,250.00	\$4,057,684.33
	Fleet Master Lease Agreement		\$7,714.35	\$4,049,969.98
February	Heritage Renovation Consulting		\$34,320.00	\$4,015,649.98
	Fleet Master Lease Agreement		\$7,717.28	\$4,007,932.70
March	Heritage Renovation Consulting		\$35,360.00	\$3,972,572.70
	Window Repair at MHS		\$6,528.00	\$3,966,044.70
	Fleet Master Lease Agreement		\$22,043.28	\$3,944,001.42
April	Blueprints for Bidders		\$30.00	\$3,943,971.42
	Heritage Renovation Consulting		\$4,792.01	\$3,939,179.41
May	COP's Interest		\$355,634.12	\$3,583,545.29
	Sales Tax Distribution	\$1,132,121.21		\$4,715,666.50
	Heritage Renovation Consulting		\$4,000.00	\$4,711,666.50
	Removal and Disposal of		\$6,000.00	\$4,705,666.50
	Permit for Heritage Renovation		\$1,740.70	\$4,703,925.80
	Sewer Permit		\$210.00	\$4,703,715.80
	Fleet Master Lease Agreement		\$18,604.96	\$4,685,110.84
	Fiscal Year Totals	\$4,337,995.07	\$3,132,430.72	

Medina City School District
Recreation Center

Date	Description	District Revenue	District Expenses	City Reimbursements	Total Balance
July 1, 2022	Beginning Balance (003-9001)				\$ 243,131.08
July	Rec Center Expansion Project		\$2,550.00		\$ 240,581.08
	Deposit in Error			\$22,000.00	\$ 262,581.08
	Natatorium Upgrade Project		\$105,800.00		\$ 156,781.08
August	Rec Center Expansion Project		\$2,550.00		\$ 154,231.08
	Consulting Services for Natatorium Upgrade Project		\$1,950.00		\$ 152,281.08
	Error Correction			-\$22,000.00	\$ 130,281.08
	Natatorium Upgrade Project		\$282,049.00		\$ (151,767.92)
September	Rec Center Expansion Project		\$2,550.00		\$ (154,317.92)
	Labor and Materials to Replair Severed Pipes in Pool		\$6,122.00		\$ (160,439.92)
October	Consulting Services for Natatorium Upgrade Project		\$1,050.00		\$ (161,489.92)
	Rec Center Expansion Project		\$2,550.00		\$ (164,039.92)
	Labor and Materials to Replair Severed Pipes in Pool			\$3,061.00	\$ (160,978.92)
	Natatorium Upgrade Project		\$184,287.00		\$ (345,265.92)
November	Rec Center Expansion Project		\$1,700.00		\$ (346,965.92)
December	Rec Center Expansion Project		\$1,700.00		\$ (348,665.92)
	Consulting Services for Natatorium Upgrade Project		\$750.00		\$ (349,415.92)
	New Batting Cage		\$1,800.00		\$ (351,215.92)
	New Batting Cage			\$900.00	\$ (350,315.92)
	Fire Alarm Service		\$3,030.10		\$ (353,346.02)
	Natatorium Upgrade Project		\$121,923.66		\$ (475,269.68)
	Natatorium Repaint Targets & Color LED Lights		\$9,749.20		\$ (485,018.88)
	Natatorium Deck Drain Replacement		\$77,183.40		\$ (562,202.28)
January 2024	Transfer from 001	\$130,000.00			\$ (432,202.28)
	Natatorium Upgrade Project			\$23,000.00	\$ (409,202.28)
	Fire Alarm Service		\$347.06		\$ (409,549.34)
	Fire Alarm Service			\$3,030.10	\$ (406,519.24)
	Natatorium Upgrade Project		\$119,341.34		\$ (525,860.58)
February	Hot Tub		\$3,710.00		\$ (529,570.58)
	Curtain Replacement		\$7,900.00		\$ (537,470.58)
March	Hot Tub			\$1,855.00	\$ (535,615.58)
	Fire Alarm Service			\$347.06	\$ (535,268.52)
	Curtain Replacement			\$3,950.00	\$ (531,318.52)
	Natatorium Upgrade Project			\$476,716.40	\$ (54,602.12)
April	N/A		\$0.00		\$ (54,602.12)
May	TS LED Lamps		\$2,175.00		\$ (56,777.12)
	TS LED Lamps			\$1,087.50	\$ (55,689.62)
Total Revenues, Expenditures and Reimbursements		\$ 130,000.00	\$ 942,767.76	\$ 513,947.06	



Medina City Schools

MAY

MONTH END BANK ACCOUNT BALANCES:

OPERATING ACCOUNT - HUNTINGTON	\$	1,677,006.36
FLEX ACCOUNT - HUNTINGTON	\$	96,368.45
WORKERS COMP (ZBA) - HUNTINGTON	\$	-
WESTFIELD BANK	\$	15,000.00
WESTFIELD BANK COMMERCIAL CHECKING	\$	2,973,824.00
STAR OHIO - GENERAL	\$	12,406,590.86
JP Morgan / Metlife Claims	\$	7,730.19
RED TREE INVESTMENTS - GENERAL	\$	20,688,583.98
MULTISECURITIES FIXED	\$	12,080,000.00
MULTISECURITIES CASH FUND DEPOSITS	\$	35,337.10
5/3RD BANK	\$	7,555,981.90
T. ROWE PRICE Hoffman-Collins	\$	335,640.01
DWS -Hoffman- Collins	\$	544,274.63
DWS - Bushman	\$	8,896.55
Kanehl Stocks	\$	3,437.61
TOTAL BANK BALANCES	\$	58,428,671.64

PETTY CASH/CHANGE FUND:

PETTY CASH	\$	-
TOTAL PETTY CASH/CHANGE FUND	\$	-

DEPOSITS IN TRANSIT:

	\$	28,166.01	jp morgan from star
	\$	729,000.00	5/3rd Money Market h
TOTAL DEPOSITS IN TRANSIT	\$	757,166.01	

OUTSTANDING CHECKS:

OPERATING ACCOUNT - HUNTINGTON:		
CHECKS	(217,473.82)	
EFT-MEMO CKS		
Workers Comp Outstanding Checks	(5,255.52)	SHEAKLEY
Flex Outstanding Checks	(684.28)	
PAYROLL ACCOUNT - HUNTINGTON:		
CHECKS	(56,339.36)	
EFTS		
TOTAL OUTSTANDING CHECKS	\$	(279,752.98)

MISCELLANEOUS ADJUSTMENTS:

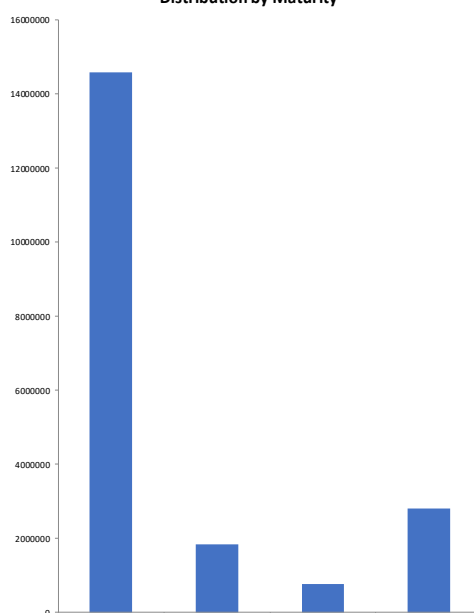
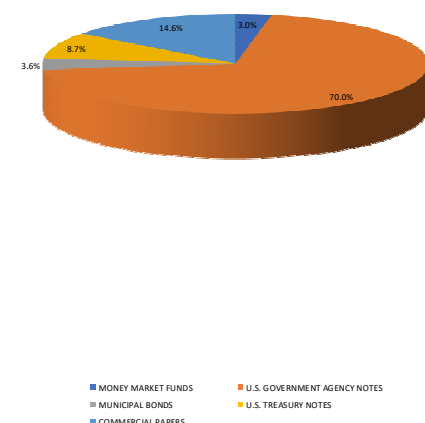
QTRLY TAXES	(187.16)
DO NOT RECEIPT	-
ADJUSTMENTS IN TRANSIT	(62,431.43)
TOTAL LIABILITIES ADJUSTMENTS	\$ (62,618.59)

TOTAL BANK BALANCE \$ 58,843,466.08

PER FINSUM (eFP) \$ 58,843,466.08 POST PAYROLL

Difference \$ -

Monthly Investment Summary
Medina City School District
US Bank Custodian Acct Ending x70982
 May 31, 2024

Monthly Cash Flow Activity		Market Value Summary				
From 04-30-24 through 05-31-24						
Beginning Book Value	20,609,341.80					
Contributions	0.00					
Withdrawals	0.00					
Realized Gains/Losses	28,033.25					
Gross Interest Earnings	51,208.93					
Ending Book Value	20,688,583.98					
		Security Type	Market Value	Pct. Assets	Avg Yield at Cost	Wght Avg Mat
		Money Market Fund				
		MONEY MARKET FUNDS	618,735.21	3.0	5.18	0.00
		Fixed Income				
		MUNICIPAL BONDS	741,442.50	3.6	0.83	1.12
		U.S. GOVERNMENT AGENCY NOTES	14,337,541.22	69.6	3.06	0.86
		U.S. TREASURY NOTES	1,782,281.25	8.7	4.46	3.47
		Accrued Interest	112,543.64	0.5		
		Commercial Paper				
		COMMERCIAL PAPERS	2,995,310.56	14.5	5.66	0.38
		TOTAL PORTFOLIO	20,587,854.38	100.0	3.54	1.00
Maturity Distribution		Security Type Allocation				
Distribution by Maturity 						

Disclosures:

RedTree's internal accounting system is used as the source of the market value of this account. Although obtained from a source believed to be reliable, we cannot guarantee its accuracy. You should review all account statements provided by the custodian and compare with the statements provided by RedTree.

Questions? Call 888.596.2293 or email info@redtreeinv.com

Portfolio Holdings Report
Medina City School District
US Bank Custodian Acct Ending x70982
 May 31, 2024

Quantity	Cusip	Security Description	Moody's	S&P	Cost Basis	Market Value	Yield at Cost	Wtd Maturity	Purchase Date
U.S. GOVERNMENT AGENCY NOTES									
1,000,000	3130A1XJ2	Federal Home Ln Bank 2.875% Due 06-14-24	Aaa	AA+	993,770.00	999,226.45	5.39	0.04	03-15-24
1,000,000	3130AT4D6	Federal Home Ln Bank 3.375% Due 06-14-24	Aaa	AA+	994,331.00	999,374.16	5.43	0.04	03-05-24
115,000	3130ANMM9	Federal Home Ln Bank 0.540% Due 08-26-24	Aaa	AA+	115,000.00	113,697.44	0.54	0.24	08-26-21
750,000	3130ANX88	Federal Home Ln Bank 0.500% Due 09-27-24	Aaa	AA+	749,775.00	737,870.68	0.51	0.32	09-27-21
1,500,000	3130ALQV9	Federal Home Ln Bank 0.570% Due 09-30-24	Aaa	AA+	1,500,000.00	1,476,119.82	0.57	0.33	03-30-21
500,000	3130ALTH7	Federal Home Ln Bank 0.510% Due 09-30-24	Aaa	AA+	500,000.00	491,835.22	0.51	0.33	03-30-21
2,000,000	3133EPVK8	Federal Farm Credit Bank 5.250% Due 10-02-24	Aaa	AA+	1,998,506.00	1,998,370.66	5.42	0.33	05-17-24
415,000	3130AKDS2	Federal Home Ln Bank 0.390% Due 10-28-24	Aaa	AA+	415,402.55	406,441.63	0.36	0.40	02-19-21
1,000,000	3135G06E8	Federal Natl Mtg Assoc 0.420% Due 11-18-24	Aaa	AA+	998,250.00	976,655.43	0.46	0.45	11-18-20
1,065,000	3133EPWP6	Federal Farm Credit Bank 5.500% Due 11-25-24	Aaa	AA+	1,064,829.60	1,064,895.08	5.52	0.47	09-25-23
1,200,000	3133EMER9	Federal Farm Credit Bank 0.470% Due 01-27-25	Aaa	AA+	1,198,620.00	1,162,572.59	0.50	0.64	10-29-20
600,000	3130AV7L0	Federal Home Ln Bank 5.000% Due 02-28-25	Aaa	AA+	595,584.00	599,040.31	5.57	0.71	10-20-23
250,000	3130AWLY4	Federal Home Ln Bank 5.125% Due 06-13-25	Aaa	AA+	249,855.00	249,855.88	5.16	0.97	08-24-23
800,000	3134GXDM3	Federal Home Ln Mtg 0.620% Due 12-01-25	Aaa	AA+	799,400.00	749,500.75	0.64	1.46	12-02-20
380,000	3134GXHD9	Federal Home Ln Mtg 0.700% Due 12-23-25	Aaa	AA+	380,000.00	354,929.45	0.70	1.51	12-23-20
500,000	3130AKZ25	Federal Home Ln Bank 0.650% Due 02-26-26	Aaa	AA+	500,000.00	463,718.42	0.65	1.69	02-26-21
200,000	3133EPWK7	Federal Farm Credit Bank 4.500% Due 09-22-28	Aaa	AA+	198,250.20	199,083.87	4.70	3.84	09-29-23
300,000	3134H1ES8	Federal Home Ln Mtg 6.000% Due 09-27-28	Aaa	AA+	300,000.00	299,027.51	6.00	3.72	09-29-23
725,000	3133EPZN8	Federal Farm Credit Bank 5.000% Due 10-24-28	Aaa	AA+	724,463.50	735,890.18	5.02	3.90	10-24-23
260,000	3130B07A1	Federal Home Ln Bank 6.000% Due 03-21-29	Aaa	AA+	260,000.00	259,435.68	6.00	4.08	03-21-24
Accrued Interest						82,049.99			
					14,536,036.85	14,419,591.21	3.06	0.86	
MUNICIPAL BONDS									
500,000	677581JB7	State of Ohio, OH REV 0.520% Due 12-15-24	Aa2	AA	500,000.00	487,045.00	0.52	0.53	06-08-21
250,000	668180CW0	Northwestern LSD, OH GO 5.820% Due 12-01-26	Aa2		304,310.00	254,397.50	1.42	2.24	10-12-21
Accrued Interest						8,473.89			
					804,310.00	749,916.39	0.83	1.12	
U.S. TREASURY NOTES									
500,000	91282CHM6	US Treasury Note 4.500% Due 07-15-26	Aaa	AA+	499,003.91	496,308.59	4.59	1.97	02-29-24

Disclosures:

RedTree's internal accounting system is used as the source of the market value of this account. Although obtained from a source believed to be reliable, we cannot guarantee its accuracy. You should review all account statements provided by the custodian and compare with the statements provided by RedTree.

Questions? Call 888.596.2293 or email info@redtreeinv.com

Portfolio Holdings Report
Medina City School District
US Bank Custodian Acct Ending x70982
 May 31, 2024

Quantity	Cusip	Security Description	Moody's	S&P	Cost Basis	Market Value	Yield at Cost	Wtd Maturity	Purchase Date
500,000	91282CHQ7	US Treasury Note 4.125% Due 07-31-28	Aaa	AA+	495,429.69	491,210.94	4.35	3.73	02-29-24
500,000	91282CKD2	US Treasury Note 4.250% Due 02-28-29	Aaa	AA+	498,554.69	493,730.47	4.31	4.21	02-29-24
300,000	91282CKP5	US Treasury Note 4.625% Due 04-30-29	Aaa	AA+	299,582.77	301,031.25	4.66	4.34	04-30-24
Accrued Interest						22,019.76			
					1,792,571.06	1,804,301.02	4.46	3.47	
COMMERCIAL PAPER									
450,000	89233GFE1	Toyota Motor Credit 0.000% Due 06-14-24	P-1	A-1+	431,102.76	449,072.55	5.87	0.04	09-19-23
1,000,000	63307LH87	National Bank of Canada 0.000% Due 08-08-24	P-1	A-1	958,305.00	989,697.00	5.82	0.19	11-13-23
400,000	89119AM39	TD USA 0.000% Due 12-03-24	P-1	A-1+	385,666.67	389,041.60	5.35	0.50	03-28-24
350,000	89233GND4	Toyota Motor Credit 0.000% Due 01-13-25	P-1	A-1+	336,061.25	338,439.15	5.53	0.61	04-18-24
600,000	17327ANM5	Citigroup 0.000% Due 01-21-25	P-1	A-1	576,015.00	579,057.00	5.55	0.63	04-26-24
260,000	89233GPM2	Toyota Motor Credit 0.000% Due 02-21-25	P-1	A-1+	249,780.18	250,003.26	5.50	0.71	05-29-24
					2,936,930.86	2,995,310.56	5.66	0.38	
MONEY MARKET FUND									
USBMMF		First American Treasury Obligations Fund			618,735.21	618,735.21	5.18		
TOTAL PORTFOLIO					20,688,583.98	20,587,854.38	3.54	1.00	

Disclosures:

RedTree's internal accounting system is used as the source of the market value of this account. Although obtained from a source believed to be reliable, we cannot guarantee its accuracy. You should review all account statements provided by the custodian and compare with the statements provided by RedTree.

Questions? Call 888.596.2293 or email info@redtreeinv.com

Monthly Activity Reports
 Medina City School District
US Bank Custodian Acct Ending x70982
 From 05-01-24 Through 05-31-24

GROSS INTEREST INCOME

Ex-Date	Pay-Date	Security	Amount
U.S. GOVERNMENT AGENCY NOTES			
05-16-24	05-16-24	Federal Farm Credit Bank 0.350% Due 05-16-24	2,100.00
05-16-24	05-16-24	Federal Farm Credit Bank 2.625% Due 05-16-24	4,921.88
05-16-24	05-17-24	Federal Farm Credit Bank 5.250% Due 10-02-24	-13,125.00
05-20-24	05-20-24	Federal Natl Mtg Assoc 0.420% Due 11-18-24	2,100.00
05-28-24	05-28-24	Federal Farm Credit Bank 5.500% Due 11-25-24	29,287.50
			25,284.38
U.S. TREASURY NOTES			
05-15-24	05-15-24	US Treasury Note 2.500% Due 05-15-24	12,500.00
COMMERCIAL PAPER			
05-24-24	05-24-24	Toyota Motor Credit 0.000% Due 05-24-24	10,573.20
MONEY MARKET FUND			
05-01-24	05-01-24	First American Treasury Obligations Fund	2,851.35
GROSS INCOME			51,208.93

Disclosures:

RedTree's internal accounting system is used as the source of the market value of this account. Although obtained from a source believed to be reliable, we cannot guarantee its accuracy. You should review all account statements provided by the custodian and compare with the statements provided by RedTree.

Questions? Call 888.596.2293 or email info@redtreeinv.com

Purchase and Sale
Medina City School District
US Bank Custodian Acct Ending x70982
 From 05-01-24 Through 05-31-24

Trade Date	Settle Date	Quantity	Security	Unit Price	Amount
PURCHASES					
05-16-2024	05-17-2024	2,000,000	Federal Farm Credit Bank 5.250% Due 10-02-24	99.93	1,998,506.00
05-29-2024	05-29-2024	260,000	Toyota Motor Credit 0.000% Due 02-21-25	96.07	249,780.18
					2,248,286.18
SALES					
05-16-2024	05-16-2024	1,200,000	Federal Farm Credit Bank 0.350% Due 05-16-24	100.00	1,200,000.00
05-16-2024	05-16-2024	375,000	Federal Farm Credit Bank 2.625% Due 05-16-24	100.00	375,000.00
05-24-2024	05-24-2024	250,000	Toyota Motor Credit 0.000% Due 05-24-24	100.00	250,000.00
05-15-2024	05-15-2024	1,000,000	US Treasury Note 2.500% Due 05-15-24	100.00	1,000,000.00
					2,825,000.00

Disclosures:

RedTree's internal accounting system is used as the source of the market value of this account. Although obtained from a source believed to be reliable, we cannot guarantee its accuracy. You should review all account statements provided by the custodian and compare with the statements provided by RedTree.

Questions? Call 888.596.2293 or email info@redtreeinv.com

Realized Gains/Losses
Medina City School District
US Bank Custodian Acct Ending x70982
 From 05-01-24 Through 05-31-24

Open Date	Close Date	Quantity	Security	Cost Basis	Proceeds	Gain or Loss	
						Short Term	Long Term
06-30-2023	05-15-2024	1,000,000	US Treasury Note 2.500% Due 05-15-24	975,546.88	1,000,000.00	24,453.12	
11-19-2020	05-16-2024	1,200,000	Federal Farm Credit Bank 0.350% Due 05-16-24	1,197,900.00	1,200,000.00		2,100.00
03-27-2024	05-16-2024	375,000	Federal Farm Credit Bank 2.625% Due 05-16-24	373,519.87	375,000.00	1,480.13	
TOTAL GAINS						25,933.25	2,100.00
TOTAL LOSSES						0.00	0.00
TOTAL REALIZED GAIN/LOSS				2,546,966.75	2,575,000.00	25,933.25	2,100.00

Disclosures:

RedTree's internal accounting system is used as the source of the market value of this account. Although obtained from a source believed to be reliable, we cannot guarantee its accuracy. You should review all account statements provided by the custodian and compare with the statements provided by RedTree.

Questions? Call 888.596.2293 or email info@redtreeinv.com

ENV# CEBQJHNFBBMNSV_BBBBB
FIFTH THIRD SECURITIES, INC.
MD 1M0B2A
5050 KINGSLEY DRIVE
CINCINNATI, OH 45263



MEDINA CITY SCHOOLS
DAVID CHAMBERS
739 WEYMOUTH RD
MEDINA OH 44256

STATEMENT FOR THE PERIOD MAY 1, 2024 TO MAY 31, 2024

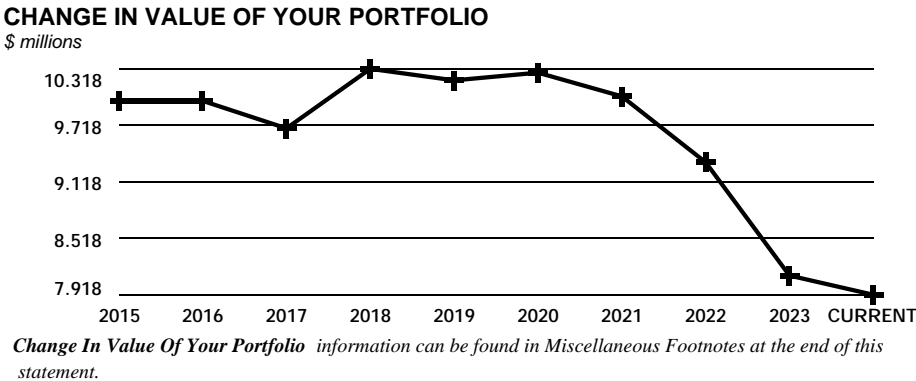
MEDINA CITY SCHOOLS - Corporation
Account Number: [REDACTED]

BEGINNING VALUE OF YOUR PORTFOLIO	\$7,880,846.65
TOTAL VALUE OF YOUR PORTFOLIO	\$7,918,130.85

For questions about your accounts:
In-State: 614 744 5496
National: 888 889 1025

By the courtesy of:
Carter & Savage

FOR YOUR INFORMATION
Fifth Third Securities, Inc. Investments offered through Fifth Third Securities, Inc., member
FINRA/SIPC



Fifth Third Securities, Inc.

Statement for the Period May 1, 2024 to May 31, 2024

MEDINA CITY SCHOOLS - Corporation
Account Number: [REDACTED]



Account Overview

CHANGE IN ACCOUNT VALUE	Current Period	Year-to-Date
BEGINNING VALUE	\$7,880,846.65	\$8,125,004.49
Additions and Withdrawals	(\$3,598.16)	(\$292,596.98)
Misc. & Corporate Actions	\$0.00	\$0.00
Income	\$3,598.16	\$43,596.98
Taxes, Fees and Expenses	\$0.00	\$0.00
Change in Value	\$37,284.20	\$42,126.36
ENDING VALUE (AS OF 05/31/24)	\$7,918,130.85	\$7,918,130.85

Refer to Miscellaneous Footnotes for more information on Change in Value.

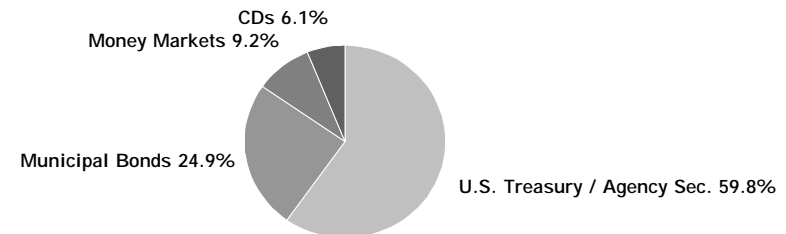
INCOME	Current Period	Year-to-Date
TAXABLE		
Taxable Dividends	\$2,093.53	\$6,489.31
Taxable Interest	\$1,504.63	\$37,107.67
TOTAL TAXABLE	\$3,598.16	\$43,596.98
TOTAL INCOME	\$3,598.16	\$43,596.98

Taxable income is determined based on information available to NFS at the time the statement was prepared, and is subject to change. Final information on taxation of interest and dividends is available on Form 1099-Div, which is mailed in February of the subsequent year.

MESSAGES AND ALERTS

Customers wishing to learn more about their investment professional can contact the FINRA BrokerCheck Hotline Number at 1-800-289-9999 or visit the FINRA Regulation website www.finra.org. Customers can also obtain an investor brochure that includes information describing the FINRA BrokerCheck program by contacting Brokerage Operations 1-888-889-1025.

ACCOUNT ALLOCATION



	Percent	Prior Period	Current Period
Money Markets	9.2 %	\$484,000.00	\$729,000.00
CDs	6.1	\$725,629.25	\$482,496.00
Municipal Bonds	24.9	\$1,964,130.40	\$1,975,098.60
U.S. Treasury / Agency Sec.	59.8	\$4,707,087.00	\$4,731,536.25
TOTAL	100.0 %	\$7,880,846.65	\$7,918,130.85

Account Allocation shows the percentage that each asset class represents of your total account value. Account Allocation for equities, fixed income, and other categories may include mutual funds and may be net of short positions. NFS has made assumptions concerning how certain mutual funds are allocated. Closed-end mutual funds and Exchange Traded Products (ETPs) listed on an exchange may be included in the equity allocation. The chart may not reflect your actual portfolio allocation. Consult your broker/dealer prior to making investment decisions.

Statement for the Period May 1, 2024 to May 31, 2024

MEDINA CITY SCHOOLS - Corporation
Account Number: [REDACTED]



Account Overview *continued*

MESSAGES AND ALERTS *continued*

Effective May 28, 2024, the settlement cycle for certain securities will shorten from Trade Date plus 2 Settlement Days to 1 Settlement Day. This change will require payment for trades to be finalized by the next business day, after a trade has been executed.

Fifth Third Securities reminds you to please promptly report any inaccuracies or discrepancies in your account to Brokerage Operations by calling 1-888-889-1025. Please reconfirm any oral communications in writing to your investment professional to further protect your rights under the Securities Investor Protection Act SIPA. Visit 53.com/FTSdisclosure to find important disclosures for retail investors, which includes information on the services our firm offers, fees, costs, and conflicts of interest.

Statement for the Period May 1, 2024 to May 31, 2024

MEDINA CITY SCHOOLS - Corporation
Account Number: [REDACTED]



Holdings

NFS-provided cost basis, realized gain (loss) and holding period information may not reflect all adjustments necessary for tax purposes. Please refer to Footnotes and Cost Basis Information at the end of this statement for more information.

For additional information regarding your holdings, please refer to the footnotes at the end of the statement.

Client Investment - Reflects the amount from share purchases, transfers and conversions that have customer or third party provided cost basis. The amount does not reflect all account activity, including, but not limited to shares acquired via certain corporate actions, gifted/inherited, date of death step-up, or dividend reinvestments. The amount may fluctuate over time based on activity within the account due to buying, transferring or converting additional shares or selling all or part of a security. Transfers or conversions that do not have cost basis will not be reflected in the Client Investment amount. The reflected Client Investment amount does not represent your cost basis reported on IRS Form 1099-B, as it is a separate calculation.

CASH AND CASH EQUIVALENTS - 9.21% of Total Account Value

Description	Symbol/Cusip Account Type	Quantity	Price on 05/31/24	Current Market Value	Estimated Annual Income
Money Markets					
FEDERATED HERMES GOVT OBLIGATIONS IS 7 DAY YIELD 5.18%	GOIXX CASH	729,000	\$1.00	\$729,000.00	
Dividend Option Cash					
Capital Gain Option Cash					
Total Cash and Cash Equivalents				\$729,000.00	

Statement for the Period May 1, 2024 to May 31, 2024

MEDINA CITY SCHOOLS - Corporation
Account Number: [REDACTED]



HOLDINGS > FIXED INCOME - 90.79% of Total Account Value

ALERT: You have a fixed income position due to mature within the next 90 days.

For an explanation of fixed income pricing, please see the last page. Redemption schedule(s), bond rating(s), and other information are provided where available. If information does not appear regarding a particular investment, it is not available.

Copyright 2022, S&P Global Market Intelligence. Reproduction of any information, data or material, including ratings ("Content") in any form is prohibited except with the prior written permission of the relevant party. Such party, its affiliates and suppliers ("Content Providers") do not guarantee the accuracy, adequacy, completeness, timeliness or availability of any Content and are not responsible for any errors or omissions (negligent or otherwise), regardless of the cause, or for the results obtained from the use of such Content. In no event shall Content Providers be liable for any damages, costs, expenses, legal fees, or losses (including lost income or lost profit and opportunity costs) in connection with any use of the Content. A reference to a particular investment or security, a rating or any observation concerning an investment that is part of the Content is not a recommendation to buy, sell or hold such investment or security, does not address the suitability of an investment or security and should not be relied on as investment advice. Credit ratings are statements of opinions and are not statements of fact.

Moody's® Copyright 2022, Moody's Investors Service, Inc. ("Moody's"). Moody's ratings ("Ratings") are proprietary to Moody's or its affiliates and are protected by copyright and other intellectual property laws. Ratings are licensed to Licensee by Moody's. RATINGS MAY NOT BE COPIED OR OTHERWISE REPRODUCED, REPACKAGED, FURTHER TRANSMITTED, TRANSFERRED, DISSEMINATED, REDISTRIBUTED OR RESOLD, OR STORED FOR SUBSEQUENT USE FOR ANY SUCH PURPOSE, IN WHOLE OR IN PART, IN ANY FORM OR MANNER OR BY ANY MEANS WHATSOEVER, BY ANY PERSON WITHOUT MOODY'S PRIOR WRITTEN CONSENT. Moody's® is a registered trademark.

Description	Symbol/Cusip Account Type	Quantity	Estimated Price on 05/31/24	Estimated Current Market Value	Estimated Annual Income	Original/Adjusted Cost Basis	Unrealized Gain (Loss)
-------------	------------------------------	----------	-----------------------------------	--------------------------------------	----------------------------	---------------------------------	---------------------------

CDs

Certificates of Deposit (CDs), including Market Indexed CD s and Market Linked CDs (collectively, MCDs) are generally shown at estimated market prices based upon a matrix or model pricing method that may not represent the actual price if sold prior to maturity. However, CDs and MCDs may be shown at face value for up to seven calendar days from date of issue if estimated market prices have not been received from a third party pricing vendor. The actual value of CDs and MCDs may be different from their purchase price. CDs and MCDs are subject to interest rate risk. The estimated market price reflected for MCDs may not be based on the actual closing value of the linked market index on the final maturity date and the market value of MCDs may not correspond directly to increases or decreases in the underlying linked market index. You may sell CDs or MCDs in the secondary market subject to market conditions. The secondary market for CDs and MCDs is generally illiquid. If sold prior to maturity, the value of MCDs may be less than the purchase amount or face value. The sale or redemption of any fixed income security prior to maturity may result in a substantial gain or loss, and an early withdrawal penalty may apply. Certain MCDs may only be redeemed on pre-specified liquidation dates and may have call features that allow the issuer to call the MCD prior to maturity. Certain Step Rate CDs are also subject to reinvestment risk if call provisions are exercised by the issuer and if a CD with a comparable rate is not available.

See sales materials or contact your broker/dealer for additional information.

STATE BK REESEVILLE WIS CD 2.25000%	856487AX1	240,000	\$0.99757	\$239,416.80	\$5,400.00	\$240,000.00	
06/28/2024 FDIC INSURED	CASH						
CPN PMT MONTHLY							
Next Interest Payable: 06/28/24							
Estimated Yield 2.25%							
Accrued Interest \$59.18							
Average Unit Cost \$1.00							
Client Investment \$240,000.00							
Adjusted Cost Basis						\$240,000.00	D (\$583.20)
RAYMOND JAMES BK NATL ASSN CD 2.00000%	75472RAE1	245,000	\$0.99216	\$243,079.20	\$4,900.00	\$245,000.00	
08/23/2024 FDIC INSURED	CASH						
CPN PMT SEMI-ANNUAL							
ON FEB 23, AUG 23							

Statement for the Period May 1, 2024 to May 31, 2024

MEDINA CITY SCHOOLS - Corporation
Account Number: [REDACTED]



HOLDINGS > FIXED INCOME *continued*

Description	Symbol/Cusip Account Type	Quantity	Estimated Price on 05/31/24	Estimated Current Market Value	Estimated Annual Income	Original/Adjusted Cost Basis	Unrealized Gain (Loss)
RAYMOND JAMES BK NATL ASSN CD 2.00000% 75472RAE1 <i>continued</i>							
Next Interest Payable: 08/23/24							
Estimated Yield 2.01%							
Accrued Interest \$1329.04							
Average Unit Cost \$1.00							
Client Investment \$245,000.00							
Adjusted Cost Basis							
						\$245,000.00 D	(\$1,920.80)
Total CDs		485,000		\$482,496.00	\$10,300.00	\$485,000.00	(\$2,504.00)
Municipal Bonds							
COLUMBUS OHIO ST CMNTY COLLEGE 00.56700% 19954VAJ6							
12/01/2024 TAXABLE FACS CONSTR IMPT GO CASH							
UNLTD TAX BDS SER. 2020 B							
UNLIMITED GEN OBLIG							
MOODY'S Aa1 /S&P AA							
CPN PMT SEMI-ANNUAL							
ON JUN 01, DEC 01							
Next Interest Payable: 06/01/24							
Accrued Interest \$1304.10							
Average Unit Cost \$98.62							
Client Investment \$453,645.40							
Adjusted Cost Basis							
						\$453,645.40 D	(\$4,450.80)
Unrealized Market Discount Income \$974.71 Q							
CENTERVILLE OHIO CITY SCH DIST 00.81900% 152239JX8							
12/01/2025 TAXABLE UNLTD TAX GO IMPT REF CASH							
BDS SER. 2020							
UNLIMITED GEN OBLIG							
MOODY'S Aa1							
CPN PMT SEMI-ANNUAL							
ON DEC 01, JUN 01							
Next Interest Payable: 06/01/24							
Accrued Interest \$1023.75							
Average Unit Cost \$100.10							
Client Investment \$250,772.50							
Adjusted Cost Basis							
						\$250,256.65 D	(\$15,656.65)
FRANKLIN CNTY OHIO TAXABLE GO LTD TAX 3531727W3							
00.85000% 06/01/2026 VAR PURP REF BDS CASH							

Fifth Third Securities, Inc.

Account carried with National Financial Services LLC, Member
NYSE, SIPC

Statement for the Period May 1, 2024 to May 31, 2024

MEDINA CITY SCHOOLS - Corporation
Account Number: [REDACTED]



HOLDINGS > FIXED INCOME *continued*

Description	Symbol/Cusip Account Type	Quantity	Estimated Price on 05/31/24	Estimated Current Market Value	Estimated Annual Income	Original/Adjusted Cost Basis	Unrealized Gain (Loss)
FRANKLIN CNTY OHIO TAXABLE GO LTD TAX SER. 2021 B LIMITED GEN OBLIG MOODY'S Aaa /S&P AAA CPN PMT SEMI-ANNUAL ON DEC 01, JUN 01 Next Interest Payable: 06/01/24 Accrued Interest \$5950.00 Average Unit Cost \$100.00 Client Investment \$1,400,000.00 Adjusted Cost Basis	3531727W3	<i>continued</i>				\$1,400,000.00 D	(\$108,696.00)
Total Municipal Bonds		2,110,000		\$1,975,098.60	\$16,555.70	\$2,103,902.05	(\$128,803.45)
U.S. Treasury / Agency Securities							
FEDERAL NATL MTG ASSN NOTE 0.42000% 11/18/2024 MOODY'S Aaa /S&P AA+ CPN PMT SEMI-ANNUAL ON MAY 18, NOV 18 Next Interest Payable: 11/18/24 CALLABLE ON 08/18/2024 @ 100.0000 Accrued Interest \$41.71 Average Unit Cost \$99.94 Client Investment \$274,835.00 Adjusted Cost Basis	3135G06E8 CASH	275,000	\$97.663	\$268,573.25	\$1,155.00	\$274,835.00 D	(\$6,261.75)
FEDERAL HOME LOAN BA SER HR-9025 2.15000% 02/18/2025 MOODY'S Aaa /S&P AA+ CPN PMT SEMI-ANNUAL ON AUG 18, FEB 18 Next Interest Payable: 08/18/24 CALLABLE ON 08/18/2024 @ 100.0000 STEP COUPON RESET FREQUENCY TERM MODE Accrued Interest \$6151.39 Average Unit Cost \$99.42 Client Investment \$994,230.00 Adjusted Cost Basis	3130AQRN5 CASH	1,000,000	\$97.799	\$977,990.00	\$21,500.00	\$994,230.00 D	(\$16,240.00)

Fifth Third Securities, Inc.

Account carried with National Financial Services LLC, Member
NYSE, SIPC

Statement for the Period May 1, 2024 to May 31, 2024

MEDINA CITY SCHOOLS - Corporation
Account Number: [REDACTED]



HOLDINGS > FIXED INCOME *continued*

Description	Symbol/Cusip Account Type	Quantity	Estimated Price on 05/31/24	Estimated Current Market Value	Estimated Annual Income	Original/Adjusted Cost Basis	Unrealized Gain (Loss)
FEDERAL FARM CR BKS BOND 0.53000% 07/29/2025 MOODY'S Aaa /S&P AA+ CPN PMT SEMI-ANNUAL ON JAN 29, JUL 29 Next Interest Payable: 07/29/24 CONTINUOUSLY CALLABLE FROM 10/29/2021 CALLABLE ON 06/06/2024 @ 100.0000 Accrued Interest \$1796.11 Average Unit Cost \$99.85 Client Investment \$998,500.00 Adjusted Cost Basis	3133EMFC1 CASH	1,000,000	\$94.929	\$949,290.00	\$5,300.00	\$998,500.00	
						\$998,500.00	D (\$49,210.00)
FEDERAL FARM CR BKS BOND 0.61000% 08/25/2025 MOODY'S Aaa /S&P AA+ CPN PMT SEMI-ANNUAL ON FEB 25, AUG 25 Next Interest Payable: 08/25/24 CONTINUOUSLY CALLABLE FROM 02/25/2021 CALLABLE ON 06/06/2024 @ 100.0000 Accrued Interest \$1626.67 Average Unit Cost \$100.00 Client Investment \$1,000,000.00 Adjusted Cost Basis	3133EL4W1 CASH	1,000,000	\$94.761	\$947,610.00	\$6,100.00	\$1,000,000.00	
						\$1,000,000.00	D (\$52,390.00)
FEDERAL HOME LOAN BA SER L7-2026 1.50000% 04/14/2026 MOODY'S Aaa /S&P AA+ CPN PMT SEMI-ANNUAL ON OCT 14, APR 14 Next Interest Payable: 10/14/24 STEP COUPON RESET FREQUENCY TERM MODE Accrued Interest \$1958.33 Average Unit Cost \$100.00 Client Investment \$1,000,000.00 Adjusted Cost Basis	3130ALVT8 CASH	1,000,000	\$93.995	\$939,950.00	\$15,000.00	\$1,000,000.00	
						\$1,000,000.00	D (\$60,050.00)
FEDERAL HOME LOAN BA SER TX-9026	3130ANZM5	700,000	\$92.589	\$648,123.00	\$7,000.00	\$698,999.00	

Fifth Third Securities, Inc.

Account carried with National Financial Services LLC, Member
NYSE, SIPC

Statement for the Period May 1, 2024 to May 31, 2024

MEDINA CITY SCHOOLS - Corporation
Account Number: [REDACTED]



HOLDINGS > FIXED INCOME *continued*

Description	Symbol/Cusip Account Type	Quantity	Estimated Price on 05/31/24	Estimated Current Market Value	Estimated Annual Income	Original/Adjusted Cost Basis	Unrealized Gain (Loss)
FEDERAL HOME LOAN BA SER TX-9026	3130ANZM5	<i>continued</i>					
1.00000% 09/30/2026	CASH						
MOODY'S Aaa /S&P AA+							
CPN PMT SEMI-ANNUAL							
ON MAR 30, SEP 30							
Next Interest Payable: 09/30/24							
CALLABLE ON 06/30/2024 @ 100.0000							
STEP COUPON							
RESET FREQUENCY TERM MODE							
NEXT RESET 09/30/2024 @ 1.25000							
Accrued Interest \$1166.67							
Average Unit Cost \$99.86							
Client Investment \$698,999.00							
Adjusted Cost Basis						\$698,999.00 D	(\$50,876.00)
Total U.S. Treasury / Agency Securities		4,975,000		\$4,731,536.25	\$56,055.00	\$4,966,564.00	(\$235,027.75)
Total Fixed Income		7,570,000		\$7,189,130.85	\$82,910.70	\$7,555,466.05	(\$366,335.20)
Total Fixed Income Client Investment		\$7,555,981.90					
Total Securities				\$7,189,130.85	\$82,910.70	\$7,555,466.05	(\$366,335.20)
TOTAL PORTFOLIO VALUE				\$7,918,130.85	\$82,910.70	\$7,555,466.05	(\$366,335.20)
TOTAL CLIENT INVESTMENT		\$7,555,981.90					

Statement for the Period May 1, 2024 to May 31, 2024

MEDINA CITY SCHOOLS - Corporation
Account Number: [REDACTED]



Activity

NFS-provided cost basis, realized gain (loss) and holding period information may not reflect all adjustments necessary for tax purposes. Please refer to Footnotes and Cost Basis Information at the end of this statement for more information.

PURCHASES, SALES, AND REDEMPTIONS

Settlement Date	Account Type	Transaction	Description	Quantity	Amount	Total Cost Basis	Realized Gain (Loss)
Redemptions							
05/30/24	CASH	REDEEMED	FIRST ST BK BUXTON ND CD 2.40000% 05/30/2024 REDEMPTION PAYOUT #REOR R6003074930000 Adjusted Cost Basis	(245,000)	\$245,000.00	\$245,000.00	
Total Redemptions						\$245,000.00	D

ACTIVITY > CORE FUND ACTIVITY

For more information about the operation of your core account, please refer to your Customer Agreement.

Settlement Date	Account Type	Transaction	Description	Quantity	Amount
05/01/24	CASH	YOU BOUGHT	FEDERATED HERMES GOVT OBLIGATIONS IS @ 1	2,093.53	(\$2,093.53)
05/20/24	CASH	YOU BOUGHT	FEDERATED HERMES GOVT OBLIGATIONS IS @ 1	577.5	(\$577.50)
05/28/24	CASH	YOU BOUGHT	FEDERATED HERMES GOVT OBLIGATIONS IS @ 1	443.84	(\$443.84)
05/30/24	CASH	YOU BOUGHT	FEDERATED HERMES GOVT OBLIGATIONS IS @ 1	245,483.29	(\$245,483.29)
05/31/24	CASH	YOU SOLD	FEDERATED HERMES GOVT OBLIGATIONS IS @ 1	(3,598.16)	\$3,598.16

Statement for the Period May 1, 2024 to May 31, 2024

MEDINA CITY SCHOOLS - Corporation
Account Number: [REDACTED]



ACTIVITY *continued*

					Amount
TOTAL CORE FUND ACTIVITY					(\$245,000.00)

ACTIVITY > ADDITIONS AND WITHDRAWALS > OTHER ADDITIONS AND WITHDRAWALS

Date	Account Type	Transaction	Description	Quantity	Amount
Other Additions and Withdrawals					
05/31/24	CASH	WIRE TRANS TO BANK	WD74252489 THE HUNTINGTON NATIONAL BANK [REDACTED]		(\$3,598.16)
Total Other Additions and Withdrawals					(\$3,598.16)
TOTAL ADDITIONS AND WITHDRAWALS					(\$3,598.16)

ACTIVITY > INCOME > TAXABLE INCOME

Settlement Date	Account Type	Transaction	Description	Quantity	Amount
Taxable Dividends					
04/30/24	CASH	DIVIDEND RECEIVED	FEDERATED HERMES GOVT OBLIGATIONS IS DIVIDEND RECEIVED		\$2,093.53
Total Taxable Dividends					\$2,093.53
Taxable Interest					
05/20/24	CASH	INTEREST	FEDERAL NATL MTG ASSN NOTE 0.42000% 11/18/2024		\$577.50
05/28/24	CASH	INTEREST	STATE BK REESEVILLE WIS CD 2.25000% 06/28/2024		\$443.84
05/30/24	CASH	INTEREST	FIRST ST BK BUXTON ND CD 2.40000% 05/30/2024		\$483.29

Statement for the Period May 1, 2024 to May 31, 2024

MEDINA CITY SCHOOLS - Corporation
Account Number: [REDACTED]



ACTIVITY > INCOME > TAXABLE INCOME *continued*

Settlement Date	Account Type	Transaction	Description	Quantity	Amount
Total Taxable Interest					\$1,504.63
Total Taxable Income					\$3,598.16
TOTAL INCOME					\$3,598.16

Footnotes and Cost Basis Information

Amortization, accretion and similar adjustments to cost basis have been provided for many fixed income securities (and some bond-like equities), however, they are not provided for certain types, such as short-term instruments, Unit Investment Trusts, foreign fixed income securities, or those that are subject to early prepayment of principal (pay downs). Where current year premium or acquisition premium amortization is provided, the prior years' cumulative amortization is reflected in the adjusted cost basis, but we cannot provide a breakdown or the total of such prior amortization amounts.

NFS is required to report certain cost basis and related information to the IRS on the Form 1099-B. Your official 1099-B forms for certain transactions will reflect which lots have been sold for tax purposes. To apply a specific identification cost basis method to 1099-B reporting, appropriate instructions must be on file with NFS or be received by NFS before the trade has settled. Absent such instructions, NFS determines cost basis at the time of sale based on its default methods of average cost for open-end mutual funds and first-in, first-out (FIFO) for all other (including ETFs) unless your broker dealer has elected to use another default method. NFS applies FIFO (or other disposal method, if applicable) based on its records, which may be different from yours. For transactions that are not subject to 1099-B cost basis reporting, you should refer to your trade confirmations and other applicable records to determine which lots were considered sold for tax purposes.

While NFS must meet IRS requirements with respect to certain information required to be reported to the IRS, NFS-provided cost basis, realized gain and loss, and holding period information may not reflect all adjustments necessary for your tax reporting purposes. NFS makes no warranties with respect to and specifically disclaims any liability arising out of a customer's use of, or any tax position taken in reliance upon, such information.

For investments in partnerships, NFS does not make any adjustments to cost basis information as the calculation of basis in such investments requires supplemental information from the partnership on its income and distributions during the period you held your investment. Partnerships usually provide this additional information on a Form K-1 issued by April 15th of the following year.

Consult your tax advisor for further information.

Cost basis and gain/loss information is provided as a service to corporate accounts. The information listed in the year-to-date gain/loss summary section is based on a calendar year (January - December). If your business/entity has a fiscal year end other than December 31st for tax purposes, the year-to-date information will not apply. If you have questions about your tax situation, consult your tax advisor.

D - Adjusted cost basis reflects any cumulative original issue discount, premium, or acquisition premium, and it assumes such amounts were amortized by the taxpayer over the life of the security from acquisition date through disposition date. For securities still held, maturity date was used instead of disposition date. Premium amortization was calculated using the yield-to-maturity method. Acquisition premium was calculated using the ratable accrual method. If applicable, adjusted cost basis reflects market discount accretion which was calculated using the straight-line method and was recognized at disposition date. Gain/loss displayed for this transaction was based on cost basis as adjusted for premium and discount as stated above and does not reflect any losses disallowed because of wash sales (if applicable). The adjusted cost basis may not reflect all adjustments necessary for tax reporting purposes and may also not apply if you are using an alternative amortization

Brokerage
Account StatementApril 1, 2024 - April 30, 2024
Account Number: [REDACTED]MEDINA CITY SCHOOLS
739 WEYMOUTH RD
MEDINA OH 44256-2037**Your Account Executive:**
ANDREW CARDINALI**Portfolio at a Glance**

	This Period
BEGINNING ACCOUNT VALUE	\$12,768,231.01
Deposits (Cash & Securities)	248,000.00
Withdrawals (Cash & Securities)	-1,773,869.37
Dividends, Interest and Other Income	50,926.32
Net Change in Portfolio¹	-5,907.32
ENDING ACCOUNT VALUE	\$11,287,380.64
Estimated Annual Income	\$445,365.50

¹ Net Change in Portfolio is the difference between the ending account value and beginning account value after activity.**Asset Summary**

Percent	Asset Type	Last Period	This Period
1%	Cash, Money Funds, and Bank Deposits	536,892.53	50,949.48
99%	Fixed Income	12,231,338.48	11,236,431.16
100%	Account Total	\$12,768,231.01	\$11,287,380.64

Please review your allocation periodically with your Account Executive.

Client Service Information**Your Account Executive:** ATT
ANDREW CARDINALI**Contact Information**
E-Mail: customerservice@mbssecurities.com**Client Service Information**
Service Hours: Weekdays 09:00 a.m. - 05:00 p.m. (EST)
Client Service Telephone Number: (800) 967-9045
Web Site: WWW.MBSSECURITIES.COM

Your Account Information

INVESTMENT OBJECTIVE

Investment Objective: NONE SPECIFIED

Please discuss your investment objective with your Account Executive.

TAX LOT DEFAULT DISPOSITION METHOD

Default Method for Mutual Funds: First In First Out

Default Method for Stocks in a Dividend Reinvestment Plan: First In First Out

Default Method for all Other Securities: First In First Out

BOND AMORTIZATION ELECTIONS

Amortize premium on taxable bonds based on Constant Yield Method: Yes

Accrual market discount method for all other bond types: Constant Yield Method

Include market discount in income annually: No

ELECTRONIC DELIVERY

You have not enrolled any documents for electronic delivery. The following documents are available for electronic delivery:

Statements and Reports

Notifications

Tax Documents

Trade Confirmations

Prospectus

Proxy/Shareholder Communications

Please log in to your account or contact your Account Executive to make any changes to your electronic delivery preferences.

Income and Expense Summary

	Current Period		Year-to-Date	
	Taxable	Non Taxable	Taxable	Non Taxable
Interest Income				
Bond Interest	50,846.60	0.00	153,518.41	0.00
Credit Interest	79.72	0.00	113.13	0.00
Total Income	\$50,926.32	\$0.00	\$153,631.54	\$0.00

Portfolio Holdings

Description	Quantity	Opening Balance	Closing Balance	Accrued Income	30-Day Yield
CASH, MONEY FUNDS AND BANK DEPOSITS 1.00% of Portfolio					
Cash Balance		\$36,892.53	\$0,949.48		
TOTAL CASH, MONEY FUNDS AND BANK DEPOSITS		\$536,892.53	\$50,949.48	\$0.00	

Description	Quantity	Market Price	Market Value	Accrued Interest	Estimated Annual Income	Estimated Yield
FIXED INCOME 99.00% of Portfolio (In Maturity Date Sequence)						
Certificates of Deposit						
BMO HARRIS BK NATL ASSN CHICAGO ILL CTF DEP 2.800% 06/10/24	248,000.0000	99.6940	247,241.12	2,701.50	6,944.00	2.80%
DTD 06/10/22 ACT/365						
Security Identifier: 05600XFU9						



April 1, 2024 - April 30, 2024
MEDINA CITY SCHOOLS

Portfolio Holdings (continued)

Description	Quantity	Market Price	Market Value	Accrued Interest	Estimated Annual Income	Estimated Yield
FIXED INCOME (continued)						
Certificates of Deposit (continued)						
LINCOLN SVGS BK REINBECK IOWA CTF DEP CT/365 0.600% 06/24/24 DTD 06/24/20 ACT/365 Security Identifier: 534732AV4	248,000.0000	99.2970	246,256.56	24.46	1,488.00	0.60%
FIRST KEYSTONE CMNTY BK BERWICK PA CTF DEP 0.600% 06/28/24 DTD 06/30/20 ACT/365 Security Identifier: 32065RAK1	248,000.0000	99.2450	246,127.60	0.00	1,488.00	0.60%
FLAGSTAR BK FSB TROY MICH CTF DEP 0.500% 07/17/24 DTD 07/17/20 ACT/365 1ST CPN DTE 01/17/21 Security Identifier: 33847E3V7	248,000.0000	98.9650	245,433.20	353.32	1,240.00	0.50%
TOYOTA FINL SVGS BK HEND NV CTF DEP 0.600% 08/12/24 DTD 08/12/21 ACT/365 1ST CPN DTE 02/12/22 Security Identifier: 89235MLG4	248,000.0000	98.6480	244,647.04	317.98	1,488.00	0.60%
PACIFIC PREMIER BK IRVINE CALIF CTF DEP 3.450% 09/09/24 DTD 09/09/22 ACT/365 1ST CPN DTE 03/09/23 Security Identifier: 69478QGQ7	248,000.0000	99.2760	246,204.48	1,218.94	8,556.00	3.47%
CHARLES SCHWAB BK SSB WESTLAKE TEX CTF DEP 5.200% 09/16/24 DTD 03/10/23 ACT/365 Security Identifier: 15987UAT5	243,000.0000	99.9350	242,842.05	1,765.58	12,636.00	5.20%
WELLS FARGO BK N A SIOUX FALLS S D CTF DEP 4.500% 10/21/24 DTD 10/21/22 ACT/365 Security Identifier: 9497632V7	248,000.0000	99.6100	247,032.80	275.18	11,160.00	4.51%
INSTITUTION FOR SVGS IN NEWBURYPORT & ITS VIC MA CTF DEP 0.700% 10/28/24 DTD 10/28/21 ACT/365 Security Identifier: 45780PBBO	249,000.0000	97.7460	243,387.54	9.55	1,743.00	0.71%
WESTERN ALLIANCE BK PHOENIX AZ CTF DEP 5.000% 10/28/24 DTD 04/27/23 ACT/365 1ST CPN DTE 10/27/23 Security Identifier: 95763PLV1	243,000.0000	99.8380	242,606.34	99.86	12,150.00	5.00%
CROSSFIRST BK LEAWOOD KS CTF DEP 5.100% 11/18/24 DTD 05/17/23 ACT/365 CALLABLE 05/17/24 Security Identifier: 22766AMB8	243,000.0000	99.9100	242,781.30	5,602.32	12,393.00	5.10%
SIMMONS BK P NE BLUFF ARK CTF DEP 5.200% 12/18/24 DTD 03/18/24 ACT/365 1ST CPN DTE 12/18/24 Security Identifier: 82869AFG5	240,000.0000	99.9250	239,820.00	1,470.25	12,480.00	5.20%



Portfolio Holdings (continued)

Description	Quantity	Market Price	Market Value	Accrued Interest	Estimated Annual Income	Estimated Yield
FIXED INCOME (continued)						
Certificates of Deposit (continued)						
MEADOWS BK LAS VEGAS NEV CTF DEP 5.200% 12/20/24 B/E DTD 03/20/24 ACT/365 1ST CPN DTE 12/20/24 Security Identifier: 58321JEE4	240,000.0000	99.9270	239,824.80	1,401.86	12,480.00	5.20%
CITI ZENS BK NA PROVIDENCE RI CTF DEP 5.250% 12/27/24 DTD 03/27/24 ACT/365 Security Identifier: 75524KRK2	240,000.0000	99.9640	239,913.60	1,173.70	12,600.00	5.25%
BURKE & HERBERT BK & TR CO ALEXANDRIA VA CTF DEP 3.450% 02/05/25 DTD 08/05/22 ACT/365 Security Identifier: 121331AN2	248,000.0000	98.6600	244,676.80	586.03	8,556.00	3.49%
NORTHWEST BK BOISE IDAHO CTF DEP 5.250% 03/24/25 B/E DTD 03/22/23 ACT/365 1ST CPN DTE 04/22/23 Security Identifier: 66736ACF4	248,000.0000	100.0240	248,059.52	285.37	13,020.00	5.24%
SAFRA NATL BK NEW YORK CTF DEP INSTL CTF DEP 2.000% 03/24/25 DTD 03/23/22 ACT/365 Security Identifier: 78658RHM6	248,000.0000	97.1850	241,018.80	516.38	4,960.00	2.05%
PACIFIC ALLIANCE BK SAN GABRIEL CA CTF DEP 5.150% 03/27/25 B/E DTD 03/27/23 ACT/365 Security Identifier: 693963AEO	248,000.0000	99.9660	247,915.68	104.98	12,772.00	5.15%
BANKWELL BK NEW CANAAN CONN CTF DEP 5.150% 03/31/25 B/E DTD 03/31/23 ACT/365 1ST CPN DTE 05/01/23 Security Identifier: 06654BES6	248,000.0000	99.9830	247,957.84	1,014.76	12,772.00	5.15%
BEAL BK PLANO TEX CTF DEP 2.600% 04/16/25 B/E DTD 04/20/22 ACT/365 1ST CPN DTE 10/20/22 Security Identifier: 07371AN74	246,000.0000	97.5950	240,083.70	175.23	6,396.00	2.66%
ALLY BK SANDY UTAH CTF DEP 2.950% 04/28/25 DTD 04/28/22 ACT/365 CALLABLE 05/28/24 Security Identifier: 02007GQG1	246,000.0000	97.8500	240,711.00	39.76	7,257.00	3.01%
CROSS RIV BK TEANECK NJ CTF DEP 4.850% 05/19/25 B/E DTD 05/19/23 ACT/365 1ST CPN DTE 11/19/23 Security Identifier: 227563CJO	244,000.0000	99.6760	243,209.44	5,284.77	11,834.00	4.86%
BARCLAYS BK DEL RETAIL CTF DEP 3A2 INSTL CTF DEP 3.050% 06/02/25 DTD 06/02/22 ACT/360 Security Identifier: 06740KQS9	248,000.0000	97.7860	242,509.28	3,151.67	7,564.00	3.11%
EAGLEBANK BETHESDA MD CTF DEP 5.050% 07/21/25 DTD 07/21/23 ACT/365 1ST CPN DTE 08/21/23 Security Identifier: 27002YGD2	248,000.0000	99.9270	247,818.96	308.81	12,524.00	5.05%
GENERATIONS BK ROGERS ARK CTF DEP 3.400% 08/04/25 DTD 08/03/22 ACT/365 CALLABLE 05/03/24 Security Identifier: 37149CAZO	248,000.0000	97.9310	242,868.88	623.74	8,432.00	3.47%



**MBS MULTI-BANK SECURITIES, INC.***

1000 Town Center, Suite 2308
Southfield, MI 48075
(800) 967-9045

Member of FINRA & SIPC; MSRB Registered.

April 1, 2024 - April 30, 2024
MEDINA CITY SCHOOLS

Portfolio Holdings (continued)

Description	Quantity	Market Price	Market Value	Accrued Interest	Estimated Annual Income	Estimated Yield
FIXED INCOME (continued)						
Certificates of Deposit (continued)						
CAPITAL ONE NATL ASSN MCLEAN VA CTF DEP 3.350% 08/11/25 DTD 08/10/22 ACT/365 Security Identifier: 14042RTP6	248,000.0000	97.8310	242,620.88	1,820.93	8,308.00	3.42%
FIRST ST BK WINCHESTER OHIO CTF DEP 3.500% 09/16/25 DTD 09/16/22 ACT/365 Security Identifier: 33650TAG5	248,000.0000	97.8950	242,779.60	332.93	8,680.00	3.57%
FIRST INTERNET BK FISHERS IND CTF DEP 4.000% 09/29/25 DTD 09/28/22 ACT/365 1ST CPN DTE 10/28/22 Security Identifier: 32056GDQ0	248,000.0000	98.5420	244,384.16	54.36	9,920.00	4.05%
CIBC BK USA CHICAGO IL CTF DEP 4.850% 11/25/25 DTD 05/25/23 ACT/365 1ST CPN DTE 11/25/23 Security Identifier: 12547CBL1	244,000.0000	99.6680	243,189.92	5,090.24	11,834.00	4.86%
MORGAN STANLEY PRIVATE BK NATL ASSN INSTL CTF DEP PROGRAM 3.200% 11/28/25 DTD 05/31/22 Security Identifier: 61768U4L8	248,000.0000	97.1990	241,053.52	43.48	7,936.00	3.29%
UNITED PRAIRIE BK MTN LAKE MINN CTF DEP 5.300% 12/11/25 DTD 10/11/23 ACT/365 Security Identifier: 91134CCV1	248,000.0000	100.3950	248,979.60	684.21	13,144.00	5.27%
FIRST FNDTN BK IRVINE CA CTF DEP 4.900% 02/18/26 DTD 08/18/23 ACT/365 1ST CPN DTE 02/18/24 Security Identifier: 32026UX27	248,000.0000	99.7740	247,439.52	2,397.11	12,152.00	4.91%
ARMOR BK FORREST CITY ARK CTF DEP 5.300% 03/24/26 DTD 03/24/23 ACT/365 CALLABLE 05/24/24 Security Identifier: 04225AAC2	248,000.0000	100.0200	248,049.60	216.07	13,144.00	5.29%
MINNWEST BK REDWOOD FALLS MINN CTF DEP 5.150% 04/08/26 DTD 04/08/24 ACT/365 CALLABLE 10/08/24 Security Identifier: 60425SLP2	248,000.0000	99.4540	246,645.92	769.82	12,772.00	5.17%
GOLDEN BK NATL ASSN HOUSTON TEX CTF DEP 5.200% 04/20/26 DTD 10/20/23 ACT/365 1ST CPN DTE 04/20/24 Security Identifier: 38081GBA3	243,000.0000	100.3590	243,872.37	346.19	12,636.00	5.18%
WOOD & HUSTON BK MARSHALL MO CTF DEP 4.700% 06/30/26 DTD 06/30/23 ACT/365 1ST CPN DTE 07/30/23 Security Identifier: 978208AG1	248,000.0000	99.5000	246,760.00	0.00	11,656.00	4.72%



Portfolio Holdings (continued)

Description	Quantity	Market Price	Market Value	Accrued Interest	Estimated Annual Income	Estimated Yield
FIXED INCOME (continued)						
Certificates of Deposit (continued)						
FRONTIER BK OMAHA NE CTF DEP 4.700% 07/14/26 DTD 07/14/23 ACT/365 1ST CPN DTE 08/14/23 Security Identifier: 35907XFG7	248,000.0000	99.5080	246,779.84	510.95	11,656.00	4.72%
SALLIE MAE BK SALT LAKE CITY UT CTF DEP 4.850% 08/10/26 DTD 08/09/23 ACT/365 1ST CPN DTE 02/09/24 Security Identifier: 79545IDE0	246,000.0000	99.8270	245,574.42	2,647.70	11,931.00	4.85%
POPULAR BK NEW YORK BRH INSTL CTF DEP PROGRAM 4.950% 09/17/26 B/E DTD 09/20/23 ACT/365 Security Identifier: 73317AC14	246,000.0000	100.5580	247,372.68	1,367.83	12,177.00	4.92%
AMERICAN EXPRESS NATL BK BROKERED INTL CTF DEP PROGRAM INSTL CTF DEP 5.000% 09/21/26 DTD 09/20/23 Security Identifier: 02589AF31	243,000.0000	100.2210	243,537.03	1,364.79	12,150.00	4.98%
C. TIBANK NATL ASSN SIOUX FALLS S D CTF DEP 5.100% 09/29/26 DTD 09/29/23 ACT/365 Security Identifier: 17312Q4A4	243,000.0000	100.4090	243,993.87	1,086.51	12,393.00	5.07%
SOUTHERN FIRST BK N A GREENVILLE S C CTF DEP 4.600% 11/27/26 DTD 05/26/23 ACT/365 Security Identifier: 84287PHU9	248,000.0000	99.3870	246,479.76	125.02	11,408.00	4.62%
PREMIER CMNTY BK MARION WIS CTF DEP 5.050% 03/08/27 DTD 03/08/24 ACT/365 CALLABLE 03/08/25 Security Identifier: 74048CBC5	248,000.0000	99.0410	245,621.68	754.87	12,524.00	5.09%
ROLLSTONE BK & TR FITCHBURG MASS CTF DEP 3.550% 08/23/27 DTD 08/22/22 ACT/365 Security Identifier: 77579AFG6	245,000.0000	96.3820	236,135.90	1,620.36	8,697.50	3.68%
FARMERS & MERCHANTS BK BERLIN WIS CTF DEP 5.550% 11/03/27 DTD 11/03/23 ACT/365 Security Identifier: 30781HT9	248,000.0000	101.2150	251,013.20	1,018.16	13,764.00	5.48%
Total Certificates of Deposit	11,088,000.0000		\$11,003,231.80	\$50,757.53	\$443,815.50	
U.S. Government Bonds						
FEDERAL HOME LN MTG CORP MEDIUM TERM NTS FED 0.625% 09/15/25 B/E DTD 09/15/20 CALLABLE 09/15/24 Moody Rating Aaa Security Identifier: 3134GWB70	248,000.0000	94.0320	233,199.36	193.75	1,550.00	0.66%
Total U.S. Government Bonds	248,000.0000		\$233,199.36	\$193.75	\$1,550.00	
TOTAL FIXED INCOME	11,336,000.0000		\$11,236,431.16	\$50,951.28	\$445,365.50	
			Market Value	Accrued Interest	Estimated Annual Income	
Total Portfolio Holdings			\$11,287,380.64	\$50,951.28	\$445,365.50	

April 1, 2024 - April 30, 2024
MEDINA CITY SCHOOLS**Portfolio Holdings Disclosures****Pricing**

This section includes the net market value of the securities in your account on a settlement date basis, including short positions, at the close of the statement period. The market prices, unless otherwise noted, have been obtained from independent vendor services, which we believe to be reliable. In some cases the pricing vendor may provide prices quoted by a single broker or market maker. Market prices do not constitute a bid or an offer, and may differ from the actual sale price. Securities for which a price is not available are marked "N/A" and are omitted from the Total.

THE AS OF PRICE DATE ONLY APPEARS WHEN THE PRICE DATE DOES NOT EQUAL THE STATEMENT DATE.

Estimated Annual Figures

The estimated annual income (EAI) and estimated annual yield (EAY) figures are estimates and for informational purposes only. These figures are not considered to be a forecast or guarantee of future results. These figures are computed using information from providers believed to be reliable; however, no assurance can be made as to the accuracy. Since interest and dividend rates are subject to change at any time, and may be affected by current and future economic, political, and business conditions, they should not be relied on for making investment, trading, or tax decisions. These figures assume that the position quantities, interest and dividend rates, and prices remain constant. A capital gain or return of principal may be included in the figures for certain securities, thereby overstating them. Refer to www.pershing.com/disclosures for specific details as to formulas used to calculate the figures. Accrued interest represents interest earned but not yet received.

Reinvestment

The dollar amount of Mutual Fund distributions, Money Market Fund dividend income, Bank Deposit interest income, or dividends for other securities shown on your statement may have been reinvested. You will not receive confirmation of these reinvestments. Upon written request to your financial institution, information pertaining to these transactions, including the time of execution and the name of the person from whom your security was purchased, may be obtained. In dividend reinvestment transactions, Pershing acts as your agent and receives payment for order flow.

Option Disclosure

Information with respect to commissions and other charges incurred in connection with the execution of option transactions has been included in confirmations previously furnished to you. A summary of this information is available to you promptly upon your written request directed to your introducing firm. In order to assist your introducing firm in maintaining current background and financial information concerning your option accounts, please promptly advise them in writing of any material change in your investment objectives or financial situation. Expiring options which are valuable are exercised automatically pursuant to the exercise by exception procedure of the Options Clearing Corporation. Additional information regarding this procedure is available upon written request to your introducing firm.

Certificates of Deposit

Certificates of Deposit acquired through the Certificate of Deposit Account Registry Service ("CDARS") and held in your brokerage account are subject to Securities Investor Protection Corporation (SIPC) coverage. Please see additional information about SIPC under Important Information and Disclosures on this statement.

Please be advised that the secondary market for CDs is generally illiquid; the actual value of CDs may be different from their purchase price; and a significant loss of principal could result if your CDs are sold prior to maturity. In the event that the CDs listed above do not indicate a market valuation, an accurate market value could not be determined. In the event that a price is listed above for your CDs, Pershing has obtained a price from sources deemed to be reliable or has priced your CDs using a matrix formula. Prices are estimates and the actual value you may obtain for your CD may be different if you elect to sell your CD in the secondary market.

Foreign Currency Transactions

Pershing will execute foreign currency transactions as principal for your account. Pershing may automatically convert foreign currency to or from U.S. dollars for dividends and similar corporate action transactions unless you instruct your financial organization otherwise. Pershing's currency conversion rate will not exceed the highest interbank conversion rate.



Portfolio Holdings Disclosures (continued)

Foreign Currency Transactions (continued)

identified from customary banking sources on the conversion date or the prior business day, increased by up to 1%, unless a particular rate is required by applicable law. Your financial organization may also increase the currency conversion rate. This conversion rate may differ from rates in effect on the date you executed a transaction, incurred a charge, or received a credit. Transactions converted by agents (such as depositories) will be billed at the rates such agents use.

Proxy Vote

Securities not fully paid for in your margin account may be lent by Pershing to itself or others in accordance with the terms outlined in the Margin Agreement. The right to vote your shares held on margin may be reduced by the amount of shares on loan. The Proxy Voting Instruction Form sent to you may reflect a smaller number of shares entitled to vote than the number of shares in your margin account.

Variable Rate Securities

Interest rate data for certain complex and/or variable rate securities is provided to Pershing by third-party data service providers pursuant to contractual arrangements. Although we seek to use reliable sources of information, the accuracy, reliability, timeliness, and completeness of interest rate data may vary sometimes, particularly for complex and/or variable rate securities and those with limited or no secondary market. As a result, we can offer no assurance as to the accuracy, reliability, timeliness, or completeness of interest rate data for such securities. Pershing may also occasionally make interest rate updates and adjustments based on its reasonable efforts to obtain accurate, reliable, timely, and/or complete interest rate data from other data sources, but we can similarly provide no assurance that those rates or adjustments will be accurate, reliable, timely, or complete.

When updated interest rate data is received from a third-party data service provider or adjusted by Pershing, the updated data will be reflected in various sources where interest rate data is used or viewed, including both paper and electronic communications and data sources. Prior use or communication of interest rate-related data will not be revised. Since variable interest rates may be subject to change at any time and are only as accurate as the data received from third-party data service providers or otherwise obtained by Pershing, interest rate data should not be relied on for making investment, trading, or tax decisions. All interest rate data and other information derived from and/or calculated using interest rates are not warranted as to accuracy, reliability, timeliness, or completeness and are subject to change without notice. Pershing disclaims any responsibility or liability to the fullest extent permitted by applicable law for any loss or damage arising from any reliance on or use of the interest rate data or other information derived from and/or calculated using interest rates in any way. You should request a current valuation for your securities from your financial adviser or broker prior to making a financial decision or placing an order or requesting a transaction in these securities.

Structured Products

Structured products in this section are complex products and may be subject to special risks, which may include, but are not limited to: loss of initial investment; issuer credit risk; limited or no appreciation; risks associated with the underlying reference asset(s); no periodic payments; call prior to maturity (a redemption could affect the yield represented); early redemption fees or other applicable fees; price volatility resulting from issuer's and/or guarantor's credit quality; lower interest rates and/or yield compared to conventional debt with a comparable maturity; unique tax implications; concentration risk of owning the related security; limited or no secondary market; restrictions on transferability; conflicts of interest; and limits on participation in appreciation of underlying asset(s). To review a complete list of risks, please refer to the offering documents for the structured product. For more information about the risks specific to your structured products, you should contact your financial institution or advisor. Certain structured products are designed to make periodic distributions to you and any such structured product distributions you receive will be listed in the Transactions section of your statement. Structured product distributions may be listed there as "Bond Interest Received"; however, this description is not intended to reflect a determination as to either the asset classification of the product or the U.S. tax treatment of such distributions.

Activity Summary (All amounts shown are in base currency)

	Credits This Period	Debits This Period	Net This Period	Credits Year-to-Date	Debits Year-to-Date	Net Year-to-Date
Securities						
Securities Bought	0.00	-248,000.00	-248,000.00	0.00	1,216,000.00	1,216,000.00
Total Securities	\$0.00	-\$248,000.00	-\$248,000.00	\$0.00	-\$1,216,000.00	-\$1,216,000.00

**MBS MULTI-BANK SECURITIES, INC.**1000 Town Center, Suite 2300
Southfield, MI 48075
(800) 967-9945

Member of FINRA & SIPC; MSRB Registered.

April 1, 2024 - April 30, 2024
MEDINA CITY SCHOOLS**Activity Summary (continued)**

	Credits This Period	Debits This Period	Net This Period	Credits Year-to-Date	Debits Year-to-Date	Net Year-to-Date
Dividends and Interest	\$50,926.32	\$0.00	\$50,926.32	\$153,631.54	\$0.00	\$153,631.54
Distributions	\$1,237,000.00	\$0.00	\$1,237,000.00	\$2,840,000.00	\$0.00	\$2,840,000.00
Cash						
Withdrawals	0.00	-1,773,869.37	1,773,869.37	0.00	2,958,040.37	-2,958,040.37
Deposits	248,000.00	0.00	248,000.00	1,216,000.00	0.00	1,216,000.00
Total Cash	\$248,000.00	-\$1,773,869.37	-\$1,525,869.37	\$1,216,000.00	-\$2,958,040.37	-\$1,742,040.37
Totals	\$1,535,926.32	-\$2,021,869.37	-\$485,943.05	\$4,209,631.54	-\$4,174,040.37	\$35,591.17

Transactions by Type of Activity

Process/ Settlement Date	Trade/ Transaction Date	Activity Type	Description	Quantity	Price	Accrued Interest	Amount	Currency
Securities Bought and Sold								
04/08/24	03/25/24	PURCHASED	MINNWEST BK REDWOOD FALLS MINN CTF DEP 5.150%	248,000.0000	100.0000		-248,000.00	USD
		60425SLP2	04/08/26 DTD 04/08/24 CLB YLD 5.150 TO PAR					
Total Securities Bought and Sold						\$0.00	-\$248,000.00	USD
Dividends and Interest								
04/01/24		BOND INTEREST RECEIVED	248000 BANKWELL BK NEW CANAAN CONN CTF DEP				1,084.75	USD
		06654BES6	5.150% 03/31/25 B/E DTD 03/31/23 RD 03/29 PD 04/01/24					
04/01/24		BOND INTEREST RECEIVED	243000 CITI/BANK NATL ASSN SIOUX FALLS S D CTF DEP				6,179.52	USD
		17312Q4A4	5.100% 09/29/26 DTD 09/29/23 RD 03/28 PD 03/29/24					
04/01/24		BOND INTEREST RECEIVED	248000 FIRST KEYSTONE CMNTY BK BERWICK PA CTF				122.30	USD
		32065RAK1	DEP 0.600% 06/28/24 DTD 06/30/20 CLB RD 03/29 PD 03/30/24					
04/01/24		BOND INTEREST RECEIVED	248000 WOOD & HUSTON BK MARSHALL MO CTF DEP				958.03	USD
		978208AG1	4.700% 06/30/26 DTD 06/30/23 RD 03/29 PD 03/30/24					
04/03/24		BOND INTEREST RECEIVED	248000 FARMERS & MERCHANTS BK BERLIN WIS CTF				1,169.00	USD
		307811HT9	DEP 5.550% 11/03/27 DTD 11/03/23 CLB RD 04/02 PD 04/03/24					



Transactions by Type of Activity (continued)

Process/ Settlement Date	Trade/ Transaction Date	Activity Type	Description	Quantity	Price	Accrued Interest	Amount	Currency
Dividends and Interest (continued)								
04/03/24		BOND INTEREST RECEIVED 37149CAZ0	248000 GENERATIONS BK ROGERS ARK CTF DEP 3.400% 08/04/25 DTD 08/03/22 CLB RD 04/02 PD 04/03/24				716.14	USD
04/05/24		BOND INTEREST RECEIVED 121331AN2	248000 BURKE & HERBERT BK & TR CO ALEXANDRIA VA CTF DEP 3.450% 02/05/25 DTD 08/05/22 CLB RD 04/04 PD 04/05/24				726.67	USD
04/08/24		BOND INTEREST RECEIVED 74048CBC5	248000 PREMIER CMNTY BK MARION WIS CTF DEP 5.050% 03/08/27 DTD 03/08/24 CLB RD 04/05 PD 04/08/24				1,063.68	USD
04/11/24		BOND INTEREST RECEIVED 91134CCV1	248000 UNITED PRAIRIE BK MTN LAKE MINN CTF DEP 5.300% 12/11/25 DTD 10/11/23 RD 04/10 PD 04/11/24				1,116.34	USD
04/15/24		BOND INTEREST RECEIVED 35907XFG7	248000 FRONTIER BK OMAHA NE CTF DEP 4.700% 07/14/26 DTD 07/14/23 RD 04/12 PD 04/14/24				989.96	USD
04/15/24		BOND INTEREST RECEIVED 74160NKA7	248000 PRIME ALLIANCE BK WOODS CROSS UTAH CTF DEP 5.200% 04/15/24 B/E DTD 06/13/23 RD 04/12 PD 04/15/24				1,165.94	USD
04/16/24		BOND INTEREST RECEIVED 33650TAG5	248000 FIRST ST BK WINCHESTER OHIO CTF DEP 3.500% 09/16/25 DTD 09/16/22 CLB RD 04/15 PD 04/16/24				737.21	USD
04/16/24		BOND INTEREST RECEIVED 69506YRH4	248000 PACIFIC WESTN BK BEVERLY HILLS CALIF CTF DEP 1.300% 04/16/24 B/E DTD 04/16/20 RD 04/01 PD 04/16/24				1,616.42	USD
04/22/24		INTEREST ON FREE CREDIT BALANCES USD999997	U.S.DOLLARS CURRENCY CREDIT INTEREST FOR INTEREST PERIOD ENDING 04-19-24 YIELDS WERE: CURRENT 1.000% EFFECTIVE 1.004%				79.72	USD
04/22/24		BOND INTEREST RECEIVED 07371AN74	246000 BEAL BK PLANO TEX CTF DEP 2.600% 04/16/25 B/E DTD 04/20/22 RD 04/19 PD 04/20/24				3,206.76	USD
04/22/24		BOND INTEREST RECEIVED 27002YGD2	248000 EAGLEBANK BETHESDA MD CTF DEP 5.050% 07/21/25 DTD 07/21/23 RD 04/19 PD 04/21/24				1,063.68	USD
04/22/24		BOND INTEREST RECEIVED 38081GBA3	243000 GOLDEN BK NATL ASSN HOUSTON TEX CTF DEP 5.200% 04/20/26 DTD 10/20/23 RD 04/19 PD 04/20/24				6,335.31	USD
04/22/24		BOND INTEREST RECEIVED 66736ACF4	248000 NORTHWEST BK BOISE IDAHO CTF DEP 5.250% 03/24/25 B/E DTD 03/22/23 RD 04/19 PD 04/22/24				1,105.81	USD
04/22/24		BOND INTEREST RECEIVED 949763ZV7	248000 WELLS FARGO BK N A SIOUX FALLS SD CTF DEP 4.500% 10/21/24 DTD 10/21/22 RD 04/19 PD 04/21/24				947.84	USD
04/23/24		BOND INTEREST RECEIVED 3130AMQQ8	FEDERAL HOME LN BKS CONS BD 0.350% 04/23/24 B/E DTD 06/23/21 CLB ACCRUED INTEREST				285.83	USD





MULTI-BANK SECURITIES, INC.

1000 Town Center, Suite 2300
Southfield, MI 48075
(800) 967-9045

Member of FINRA & SIPC; MSRB Registered.

April 1, 2024 - April 30, 2024
MEDINA CITY SCHOOLS

Transactions by Type of Activity (continued)

Process/ Settlement Date	Trade/ Transaction Date	Activity Type	Description	Quantity	Price	Accrued Interest	Amount	Currency
Dividends and Interest (continued)								
04/24/24		BOND INTEREST RECEIVED 04225AAC2	248000 ARMOR BK FORREST CITY ARK CTF DEP 5.300% 03/24/26 DTD 03/24/23 CLB RD 04/23 PD 04/24/24				1,116.34	USD
04/24/24		BOND INTEREST RECEIVED 534732AV4	248000 LINCOLN SVGS BK REINBECK IOWA CTF DEP CT/365 0.600% 06/24/24 DTD 06/24/20 CLB RD 04/09 PD 04/24/24				126.38	USD
04/26/24		BOND INTEREST RECEIVED 84287PHU9	248000 SOUTHERN FIRST BK N A GREENVILLE S C CTF DEP 4.600% 11/27/26 DTD 05/26/23 RD 04/25 PD 04/26/24				968.90	USD
04/29/24		BOND INTEREST RECEIVED 02007GQGI	246000 ALLY BK SANDY UTAH CTF DEP 2.950% 04/28/25 DTD 04/28/22 CLB RD 04/26 PD 04/28/24				3,638.44	USD
04/29/24		BOND INTEREST RECEIVED 254673B62	248000 DISCOVER BK GREENWOOD DEL CTF DEP 2.500% 04/29/24 B/E DTD 04/27/22 RD 04/26 PD 04/29/24				3,142.47	USD
04/29/24		BOND INTEREST RECEIVED 32056GDQ0	248000 FIRST INTERNET BK FISHERS IND CTF DEP 4.000% 09/29/25 DTD 09/28/22 RD 04/26 PD 04/28/24				842.52	USD
04/29/24		BOND INTEREST RECEIVED 45780PBBO	249000 INSTITUTION FOR SVGS IN NEWBURYPORT & ITS VIC MA CTF DEP 0.700% 10/28/24 DTD 10/28/21 CLB RD 04/26 PD 04/28/24				148.04	USD
04/29/24		BOND INTEREST RECEIVED 61768U4L8	248000 MORGAN STANLEY PRIVATE BK NATL ASSN INSTL CTF DEP PROGRAM 3.200% 11/28/25 DTD 05/31/22 CLB RD 04/26 PD 04/29/24				674.02	USD
04/29/24		BOND INTEREST RECEIVED 693963AE0	248000 PACIFIC ALLIANCE BK SAN GABRIEL CA CTF DEP 5.150% 03/27/25 B/E DTD 03/27/23 RD 04/26 PD 04/27/24				1,084.75	USD
04/29/24		BOND INTEREST RECEIVED 95763PLV1	243000 WESTERN ALLIANCE BK PHOENIX AZ CTF DEP 5.000% 10/28/24 DTD 04/27/23 RD 04/26 PD 04/27/24				6,091.64	USD
04/30/24		BOND INTEREST RECEIVED 15201QDH7	248000 CENTERSTATE BK FLA NA WINTERHAVEN FL CTF DEP 1.050% 04/30/24 B/E DTD 04/30/20 RD 04/15 PD 04/30/24				1,305.57	USD



Transactions by Type of Activity (continued)

Process/ Settlement Date	Trade/ Transaction Date	Activity Type	Description	Quantity	Price	Accrued Interest	Amount	Currency
Dividends and Interest (continued)								
04/30/24		BOND INTEREST RECEIVED 32065RAK1	248000 FIRST KEYSTONE CMNTY BK BERWICK PA CTF DEP 0.600% 06/28/24 DTD 06/30/20 CLB RD 04/29 PD 04/30/24				126.38	USD
04/30/24		BOND INTEREST RECEIVED 978208AG1	248000 WOOD & HUSTON BK MARSHALL MO CTF DEP 4.700% 06/30/26 DTD 06/30/23 RD 04/29 PD 04/30/24				989.96	USD
Total Dividends and Interest						\$0.00	\$50,926.32	USD
Distributions								
04/15/24		SECURITY REDEEMED 7416ONKA7	PRIME ALLIANCE BK WOODS CROSS UTAH CTF DEP 5.200% 04/15/24 B/E DTD 06/13/23 ACCOUNT REDEMPTION	-248,000.0000			248,000.00	USD
04/16/24		SECURITY REDEEMED 69506YRH4	PACIFIC WESTN BK BEVERLY HILLS CALIF CTF DEP 1.300% 04/16/24 B/E DTD 04/16/20 ACCOUNT REDEMPTION	-248,000.0000			248,000.00	USD
04/23/24		SECURITY REDEEMED 3130AMQQ8	FEDERAL HOME LN BKS CONS BD 0.350% 04/23/24 B/E DTD 06/23/21 CLB ACCOUNT REDEMPTION	-245,000.0000			245,000.00	USD
04/29/24		SECURITY REDEEMED 254673862	DISCOVER BK GREENWOOD DEL CTF DEP 2.500% 04/29/24 B/E DTD 04/27/22 ACCOUNT REDEMPTION	-248,000.0000			248,000.00	USD
04/30/24		SECURITY REDEEMED 15201QDH7	CENTERSTATE BK FLA NA WINTERHAVEN FL CTF DEP 1.050% 04/30/24 B/E DTD 04/30/20 ACCOUNT REDEMPTION	-248,000.0000			248,000.00	USD
Total Distributions						\$0.00	\$1,237,000.00	USD
Cash Withdrawals and Deposits								
04/01/24		ELECTRONIC TRANSACT ON USD999997	SEND TO BANK FOR ACH ACH HUNTINGTON NATIONAL BANK				-40,869.37	USD
04/01/24		ELECTRONIC TRANSACTION USD999997	SEND TO BANK FOR ACH ACH HUNTINGTON NATIONAL BANK				-496,000.00	USD
04/08/24		ELECTRONIC DEPOSIT USD999997	RCV FR BANK FOR ACH ACH HUNTINGTON NATIONAL BANK				248,000.00	USD
04/16/24		ELECTRONIC TRANSACTION USD999997	SEND TO BANK FOR ACH ACH HUNTINGTON NATIONAL BANK				-496,000.00	USD



April 1, 2024 - April 30, 2024
MEDINA CITY SCHOOLS

Transactions by Type of Activity (continued)

Process/ Settlement Date	Trade/ Transaction Date	Activity Type	Description	Quantity	Price	Accrued Interest	Amount	Currency
Cash Withdrawals and Deposits (continued)								
04/24/24		ELECTRONIC TRANSACTION USD999997	SEND TO BANK FOR ACH ACH HUNTINGTON NATIONAL BANK				-245,000.00	USD
04/30/24		ELECTRONIC TRANSACTION USD999997	SEND TO BANK FOR ACH ACH HUNTINGTON NATIONAL BANK				-496,000.00	USD
Total Cash Withdrawals and Deposits						\$0.00	-\$1,525,869.37	USD
Total Value of Transactions						\$0.00	-\$485,943.05	USD

The price and quantity displayed may have been rounded.

Fixed Income Analysis

Bond Quality

Bond Quality	Market Value	% of Bond Market Value
AAA	233,199.36	2%
Not Rated	11,003,231.80	98%
Total	11,236,431.16	100%

Bond Maturity Schedule



Bond Maturity	Market Value	% of Bond Market Value
1 to 6 months	2,451,778.73	22%
7 to 12 months	2,672,763.04	24%
1 to 5 years	6,111,889.39	54%
Total	11,236,431.16	100%

Percentages of bond market values are rounded to the nearest whole percentage.

Bond quality ratings reflect Moody's or Standard and Poor's ratings. Bonds may be rated by other services. Bonds that are in default are not included. Please refer to your Portfolio Holdings section.

Trades Not Settled

Settlement Date	Trade Date	Activity Type	Description	Quantity	Price	Accrued Interest	Settlement Amount
05/01/24	04/23/24	Buy	BEAL BK USA LAS VEGAS NEV CTF DEP 5.250% 12/04/24 B/E DTD 05/01/24 YLD 5.250 TO MAT	248,000.0000	100.0000	0.00	-248,000.00
05/03/24	04/29/24	Buy	BANK OZK LITTLE ROCK ARK CTF DEP 5.150% 12/03/24 DTD 05/03/24 YLD 5.150 TO MAT	248,000.0000	100.0000	0.00	-248,000.00
Total Amount of Trades Not Settled							-\$496,000.00

Messages

The Estimated Annual Income, Estimated Yield and Accrued Interest columns in your Portfolio Holdings section will not display values for variable rate securities. The optional Estimated Annual Income and Accrued Interest fields in the Portfolio at a Glance section of your statement will not include values for these securities.

Transition to Trade Date plus One (T1) Settlements

The U.S. will adopt a shortened settlement timeframe beginning with trade date May 28, 2024, for equities, corporate, municipal bonds and unit investment trusts. Moving from a T2 to a T1 settlement cycle will provide faster access to sale proceeds, but it also means that funds will be due on purchase transactions earlier.

Although a money market mutual fund (money fund) seeks to preserve the value of your investment at \$1 per share, it is possible to lose money by investing in a money fund. Shares of a money fund or the balance of a bank deposit product held in your brokerage account may be liquidated upon request with the proceeds credited to your brokerage account. Please see the money fund's prospectus or the bank deposit product's disclosure document or contact your advisor for additional information. Pursuant to SEC Rule 10b-10(b)(1) confirmations are not sent for purchases into money funds processed on the sweep platform. Pursuant to applicable regulation, account statements will be produced monthly or quarterly. Balances in Federal Deposit Insurance Corporation (FDIC)-insured bank deposit sweep products are not protected by Securities Investor Protection Corporation (SIPC).

Go Paperless by Selecting eDelivery

Eliminate paper and save natural resources with digital adoption. Electronic delivery (eDelivery) is faster, convenient and more secure. We offer eDelivery for account statements, prospectus documents, proxy or shareholder communications, tax documents, trade confirmations and more.

To enroll, log in to your brokerage account and look for the one-click eDelivery pop-up or simply select 'Go Paperless' at the top of any page and follow the on-screen prompts to set-up your preferences. Enrollment can be activated as quickly as the day you register, and you will be notified when documents are available in an online, password-protected portal.

Contact your financial professional if you have any questions about any of our digital tools.



**MBS MULTI-BANK SECURITIES, INC.***1000 Town Center, Suite 2300
Southfield, MI 48076
(900) 967-9045

Member of FINRA & SIPC; MSRB Registered

April 1, 2024 - April 30, 2024
MEDINA CITY SCHOOLS**Cash Not Yet Received**

Security	Record Date	Payable Date	Quantity Held	Rate	Dividend Option	Amount of Payment
Interest						
BANKWELL BK NEW CANAAN CONN CTF DEP 5.150% 03/31/25 B/E	04/30/24	05/01/24	248,000.0000	4.232876	Cash	1,049.75

Total Cash Not Yet Received**\$1,049.75**

Assets shown here are not reflected in your account. This information has been received from sources we believe to be reliable. Pershing does not guarantee the accuracy of the information.

Important Information and Disclosures**The Role of Pershing**

- **Pershing LLC, member FINRA, NYSE, carries your account as clearing broker pursuant to a clearing agreement with your financial institution.** Pershing is not responsible or liable for any acts or omissions of your financial institution or its employees and it does not supervise them. Pershing provides no investment advice nor does it assess the suitability of any transaction or order. Pershing acts as the agent of your financial institution and you agree that you will not hold Pershing or any person controlling or under common control with it liable for any investment losses incurred by you.
- Pershing performs several key functions at the direction of your financial institution. It acts as custodian for funds and securities you may deposit with it directly or through your financial institution or that it receives as the result of securities transactions it processes.
- Your financial institution is responsible for adherence to the securities laws, regulations and rules which apply to it regarding its own operations and the supervision of your account, its sales representatives and other personnel. Your financial institution is also responsible for approving the opening of accounts and obtaining account documents; the acceptance and, in certain instances, execution of securities orders; the assessment of the suitability of those transactions, where applicable; the rendering of investment advice, if any, to you and in general, for the ongoing relationship that it has with you.
- Inquiries concerning the positions and balances in your account may be directed to the **Pershing Customer Service Department at (201) 413-3333**. All other inquiries regarding your account or activity should be directed to your financial institution. Your financial organization's contact information can be found on the first page of this statement.
- For a description of other functions performed by Pershing please consult the Disclosure Statement provided to you upon the opening of your account. This notice is not meant as a definitive enumeration of every possible circumstance, but as a general disclosure. If you have any questions regarding this notice or if you would like additional copies of the Disclosure Statement, please contact your financial institution.
- Pershing is a member of the Securities Investor Protection Corporation (SIPC®). Please note that SIPC does not protect against loss due to market fluctuation. In addition to SIPC protection, Pershing provides coverage in excess of SIPC limits. For more detailed information please visit: www.pershing.com/about/strength-and-stability.
- This statement will be deemed conclusive. You are advised to report any inaccuracy or discrepancy (including unauthorized trading) promptly, but no later than ten days after receipt of this statement, to your financial organization and Pershing. Please be advised that any oral communication should be re-confirmed in writing to further protect your rights, including your rights under the Securities Investor Protection Act.
- Your financial organization's contact information can be found on the first page of this statement. Pershing's contact information is as follows: **Pershing LLC, Legal Department, One Pershing Plaza, Jersey City, New Jersey 07399; (201) 413-3330**. Errors and Omissions excepted.

Important Arbitration Disclosures

- All parties to this agreement are giving up the right to sue each other in court, including the right to a trial by jury, except as provided by the rules of the arbitration forum in which a claim is filed.
- Arbitration awards are generally final and binding; a party's ability to have a court reverse or modify an arbitration award is very limited.
- The ability of the parties to obtain documents, witness statements and other discovery is generally more limited in arbitration than in court proceedings.

Page 15 of 16

Account Number: [REDACTED]

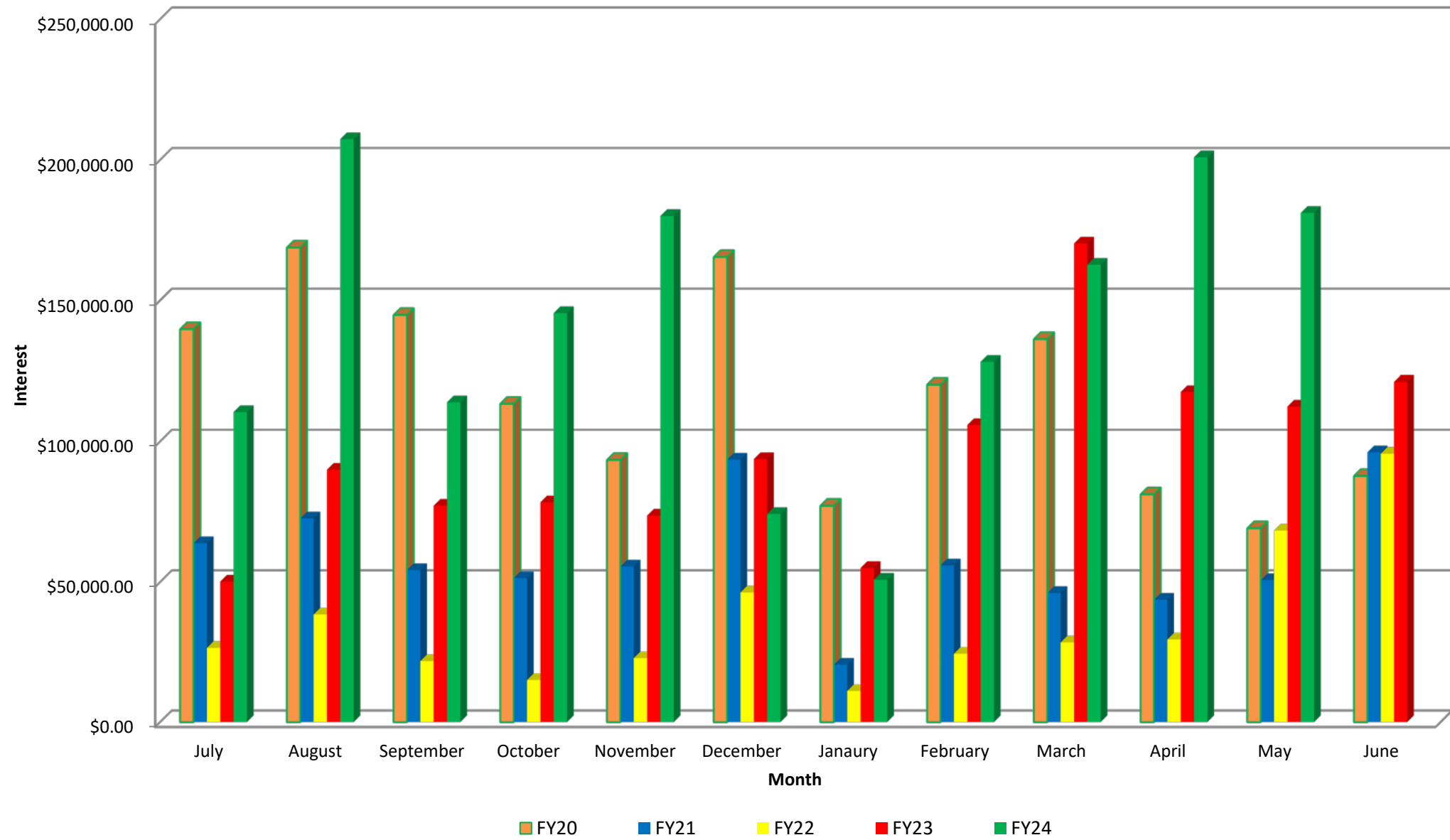
B0179335CSF104DP-SD

GOPAPERLESS
ASK ABOUT EDI DELIVERY

 Rated Excellent
Every Year Since 2007
DALBAR RATED COMMUNICATIONS
EXCELLENCE

 Clearing through Pershing LLC, a wholly owned
subsidiary of The Bank of New York Mellon
Corporation (BNY Mellon)
Pershing LLC, member FINRA, NYSE, SIPC

Total Monthly Interest Earnings



POWERSCHOOL
DATE: 06/11/2024
TIME: 09:25:27
SELECTION CRITERIA : ALL

MEDINA CITY SCHOOLS
OH Cash Position Report

PAGE NUMBER: 1

ACCOUNTING PERIOD : 11/24

FUND	SCC	DESCRIPTION	BEGIN	MTD RECEIPTS	FYTD RECEIPTS	MTD EXPENDITURES	FYTD EXPENDITURES	CURRENT FUND BALANCE	CURRENT ENCUMBRANCE	UNENCUMBERED FUND BALANCE
001	0000	GENERAL FUND	23,668,444.44	4,404,773.10	75,848,301.32	6,072,958.35	72,813,672.39	26,703,073.37	3,133,196.22	23,569,877.15
001	0950	GENERAL FUND - CHROME	251,148.18	4,228.00	104,289.00	0.00	0.00	355,437.18	0.00	355,437.18
001	1000	GENERAL FUND	593,809.20	0.00	0.00	0.00	0.00	593,809.20	0.00	593,809.20
001	2000	GENERAL FUND	681,740.87	15,872.54	486,083.87	0.00	0.00	1,167,824.74	0.00	1,167,824.74
Total For Fund 001:			25,195,142.69	4,424,873.64	76,438,674.19	6,072,958.35	72,813,672.39	28,820,144.49	3,133,196.22	25,686,948.27
002	9000	BOND RETIRE - ELEM/HIGH	3,690,068.83	242,561.48	4,140,166.23	328,421.87	4,225,494.81	3,604,740.25	329,368.25	3,275,372.00
002	9012	SALES TAX - COPS	0.00	0.00	1,370,657.68	355,634.12	1,726,291.80	-355,634.12	2,125.70	-357,759.82
Total For Fund 002:			3,690,068.83	242,561.48	5,510,823.91	684,055.99	5,951,786.61	3,249,106.13	331,493.95	2,917,612.18
003	0000	PERMANENT IMPROVEMENT	340,994.61	0.00	0.00	0.00	0.00	340,994.61	0.00	340,994.61
003	9000	PERMANENT IMPROVEMENT	13,601.14	0.00	0.00	0.00	0.00	13,601.14	0.00	13,601.14
003	9001	REC CENTER-PERMANENT IMP	243,131.08	0.00	130,000.00	1,087.50	428,820.70	-55,689.62	114,614.50	-170,304.12
Total For Fund 003:			597,726.83	0.00	130,000.00	1,087.50	428,820.70	298,906.13	114,614.50	184,291.63
006	0000	LUNCHROOM FUND	-936,761.73	152,233.79	1,617,931.53	112,757.82	1,411,441.30	-730,271.50	8,209.23	-738,480.73
006	9006	LUNCHROOM - FED FUNDS	2,215,240.79	118,209.95	1,001,076.35	115,172.33	1,044,473.25	2,171,843.89	261,189.70	1,910,654.19

POWERSCHOOL
DATE: 06/11/2024
TIME: 09:25:27
SELECTION CRITERIA : ALL

MEDINA CITY SCHOOLS
OH Cash Position Report

PAGE NUMBER: 2

ACCOUNTING PERIOD : 11/24

FUND	SCC	DESCRIPTION	BEGIN BALANCE	MTD RECEIPTS	FYTD RECEIPTS	MTD EXPENDITURES	FYTD EXPENDITURES	CURRENT FUND BALANCE	CURRENT ENCUMBRANCE	UNENCUMBERED FUND BALANCE
006	9022	P-EBT ADMINISTRATIVE FUND	3,691.00	0.00	0.00	0.00	0.00	3,691.00	0.00	3,691.00

Total For Fund 006:			1,282,170.06	270,443.74	2,619,007.88	227,930.15	2,455,914.55	1,445,263.39	269,398.93	1,175,864.46
007	9004	COLLINS SCH/POST-GRADUATE	1,535.77	102.10	17,498.50	0.00	0.00	19,034.27	17,000.00	2,034.27
007	9022	BREWER GARRETT SCH	12,547.17	70.38	574.19	0.00	0.00	13,121.36	0.00	13,121.36
007	9110	ART TRUST - GARFIELD	11,827.04	66.34	541.21	0.00	0.00	12,368.25	0.00	12,368.25
007	9111	CHARLES STANGEL SCH	0.00	0.00	500.00	500.00	500.00	0.00	0.00	0.00
007	9333	RIOS STUDENT LEADER SCH	21,075.37	136.58	4,387.63	0.00	0.00	25,463.00	5,000.00	20,463.00
007	9901	BIXLER SCHOLARSHIP FUND	130.11	0.73	5.95	0.00	0.00	136.06	0.00	136.06

Total For Fund 007:			47,115.46	376.13	23,507.48	500.00	500.00	70,122.94	22,000.00	48,122.94
008	9002	KANEHL MUSIC TRUST	28,743.16	0.00	0.00	0.00	0.00	28,743.16	500.00	28,243.16
008	9003	RICHARD HOFFMAN COLLINS	736,925.09	0.00	142,639.00	0.00	0.00	879,564.09	50,000.00	829,564.09
008	9112	ELAINE BUSHMAN FUND	19,161.49	0.00	1,538.02	0.00	0.00	20,699.51	1,000.00	19,699.51

Total For Fund 008:			784,829.74	0.00	144,177.02	0.00	0.00	929,006.76	51,500.00	877,506.76
009	9000	STAR	988.90	1,006.25	34,632.70	0.00	0.00	35,621.60	32,423.95	3,197.65

POWERSCHOOL
DATE: 06/11/2024
TIME: 09:25:27
SELECTION CRITERIA : ALL

MEDINA CITY SCHOOLS
OH Cash Position Report

PAGE NUMBER: 3

ACCOUNTING PERIOD : 11/24

FUND	SCC	DESCRIPTION	BEGIN	BALANCE	MTD RECEIPTS	FYTD RECEIPTS	MTD EXPENDITURES	FYTD EXPENDITURES	CURRENT FUND BALANCE	CURRENT ENCUMBRANCE	UNENCUMBERED FUND BALANCE
009	9110	UNIFORM SUPPLIES GA									
		3,854.30			386.25	2,894.05	431.97	5,730.04	1,018.31	4,742.19	-3,723.88
009	9120	UNIFORM SUPPLIES - CN									
		15,765.94			625.00	8,248.30	132.61	8,187.70	15,826.54	9,645.64	6,180.90
009	9130	UNIFORM SUPPLIES - FN									
		6,670.93			567.00	9,827.75	0.00	11,443.26	5,055.42	0.00	5,055.42
009	9140	UNIFORM SUPPLIES - HE									
		16,699.53			335.00	7,716.50	66.80	6,237.43	18,178.60	4,723.92	13,454.68
009	9160	UNIFORM SUPPLIES - BL									
		5,303.22			326.00	11,404.75	420.73	12,102.26	4,605.71	0.00	4,605.71
009	9170	UNIFORM SUPPLIES - WA									
		24,729.68			265.00	12,191.00	1,371.10	10,987.53	25,933.15	7,300.00	18,633.15
009	9180	UNIFORM SUPPLIES - NO									
		12,013.99			536.00	10,065.50	639.51	9,817.46	12,262.03	8,582.42	3,679.61
009	9200	UNIFORM SUPPLIES - CL									
		20,009.61			762.25	20,416.10	2,583.00	22,151.05	18,274.66	2,912.86	15,361.80
009	9210	UNIFORM SUPPLIES - RT									
		7,947.71			652.05	23,120.25	1,504.16	20,377.72	10,690.24	461.16	10,229.08
009	9300	UNIFORM SUPPLIES - HS									
		64,502.77			7,303.39	169,632.93	8,724.34	80,572.65	153,563.05	90,140.89	63,422.16
009	9301	MHS GRADUATION									
		976.10			330.00	5,665.00	6,192.63	6,328.08	313.02	4,171.92	-3,858.90
009	9304	AVIATION/PHOTOGRAPHY									
		3.87			0.00	0.00	0.00	0.00	3.87	0.00	3.87

Total For Fund	009:										
		179,466.55			13,094.19	315,814.83	22,066.85	193,935.18	301,346.20	165,104.95	136,241.25
014	9016	MEDINA CNTY JUV DET CNTR									
		123,134.45			17,290.00	138,510.00	26,397.26	310,813.52	-49,169.07	0.00	-49,169.07
014	9116	EVOLVE									
		616,881.56			107,795.20	989,929.30	97,645.63	1,056,388.55	550,422.31	91,471.27	458,951.04

Total For Fund	014:										
		740,016.01			125,085.20	1,128,439.30	124,042.89	1,367,202.07	501,253.24	91,471.27	409,781.97

POWERSCHOOL
 DATE: 06/11/2024
 TIME: 09:25:27
 SELECTION CRITERIA : ALL

MEDINA CITY SCHOOLS
 OH Cash Position Report

PAGE NUMBER: 4

ACCOUNTING PERIOD : 11/24

FUND	SCC	DESCRIPTION BEGIN BALANCE	MTD RECEIPTS	FYTD RECEIPTS	MTD EXPENDITURES	FYTD EXPENDITURES	CURRENT FUND BALANCE	CURRENT ENCUMBRANCE	UNENCUMBERED FUND BALANCE
016	0000	EMERGENCY LEVY 16,351,613.27	47,806.97	7,155,515.83	789,744.22	9,118,475.26	14,388,653.84	169,149.18	14,219,504.66
016	0410	EMERGENCY LEVY -263,873.52	0.00	0.00	10,749.29	127,014.36	-390,887.88	0.00	-390,887.88
016	1000	EMERGENCY LEVY -1,310,023.18	0.00	0.00	46,175.53	562,730.65	-1,872,753.83	0.00	-1,872,753.83
<hr/>									
Total For Fund 016:		14,777,716.57	47,806.97	7,155,515.83	846,669.04	9,808,220.27	12,125,012.13	169,149.18	11,955,862.95
<hr/>									
018	0000	PRINT SHOP 6,683.33	0.00	0.00	0.00	0.00	6,683.33	0.00	6,683.33
018	9000	PUBLIC SCHOOL SUP - SUPER 16.70	0.00	0.00	0.00	0.00	16.70	0.00	16.70
018	9110	PRINCIPAL'S FUND - GA 11,657.93	365.25	2,976.35	4,194.62	12,119.30	2,514.98	2,593.29	-78.31
018	9111	GARFIELD SCHOOL STORE 49.99	0.00	0.00	0.00	0.00	49.99	0.00	49.99
018	9113	GARFIELD MEDIA CENTER 563.34	12.52	57.17	0.00	475.94	144.57	0.00	144.57
018	9120	PRINCIPAL - CN 57,375.66	587.00	4,823.91	1,790.66	48,538.37	13,661.20	5,231.86	8,429.34
018	9122	CANAVAN SCHOOL STORE 586.69	0.00	0.00	0.00	0.00	586.69	0.00	586.69
018	9123	BOOK FAIR - CANAVAN 2,112.05	72.38	25,910.50	0.00	3,917.27	24,105.28	0.00	24,105.28
018	9130	PRINCIPAL - FN 38,283.66	660.00	15,220.32	754.36	14,701.75	38,802.23	3,124.83	35,677.40
018	9133	BOOK FAIR - FENN 1,514.66	13.89	107.25	0.00	0.00	1,621.91	0.00	1,621.91
018	9135	MEDINA SKI TEAM 474.67	0.00	0.00	0.00	0.00	474.67	0.00	474.67
018	9140	PRINCIPAL'S FUND - HE 46,856.38	9.96	3,246.09	-133.92	8,080.55	42,021.92	832.24	41,189.68
018	9143	HERITAGE MEDIA CENTER 2,226.35	0.00	0.00	0.00	0.00	2,226.35	0.00	2,226.35
018	9160	PRINCIPAL'S FUND - BL 41,447.36	1,965.50	12,503.86	642.29	13,731.22	40,220.00	6,831.66	33,388.34

POWERSCHOOL
DATE: 06/11/2024
TIME: 09:25:27
SELECTION CRITERIA : ALL

MEDINA CITY SCHOOLS
OH Cash Position Report

PAGE NUMBER: 5

ACCOUNTING PERIOD : 11/24

FUND	SCC	DESCRIPTION BEGIN BALANCE	MTD RECEIPTS	FYTD RECEIPTS	MTD EXPENDITURES	FYTD EXPENDITURES	CURRENT FUND BALANCE	CURRENT ENCUMBRANCE	UNENCUMBERED FUND BALANCE
018	9161	PBIS - BLAKE 3,248.50	0.00	0.00	0.00	1,650.00	1,598.50	0.00	1,598.50
018	9163	BLAKE MEDIA CENTER 13,118.41	79.46	236.28	-50.00	0.00	13,354.69	0.00	13,354.69
018	9170	PRINCIPALS FUND - WA 78,815.43	160.00	6,828.01	129.76	17,398.58	68,244.86	307.02	67,937.84
018	9171	WAITE SCHOOL STORE 220.00	0.00	160.00	0.00	228.27	151.73	0.00	151.73
018	9173	MEDIA CENTER WA 5,239.53	7.11	84.90	0.00	0.00	5,324.43	0.00	5,324.43
018	9180	PRINCIPALS FUND NO 67,088.84	2,158.34	16,118.22	-267.16	29,218.45	53,988.61	5,848.18	48,140.43
018	9181	NO SCHOOL STORE 1,631.19	0.00	0.00	1,631.19	1,631.19	0.00	0.00	0.00
018	9183	MEDIA CENTER NO 8,759.38	41.94	41.94	4,665.55	4,665.55	4,135.77	0.00	4,135.77
018	9184	FIELD TRIPS NO 146.00	0.00	0.00	146.00	146.00	0.00	0.00	0.00
018	9200	PRINCIPAL'S FUND - CL 48,468.81	245.00	13,003.01	-1,257.88	16,880.31	44,591.51	1,986.00	42,605.51
018	9203	CL MEDIA CENTER 5,629.54	63.13	3,690.20	0.00	3,519.92	5,799.82	0.00	5,799.82
018	9210	PRINCIPAL'S FUND - RT 36,774.81	1,756.73	4,779.18	700.83	9,285.86	32,268.13	5,781.12	26,487.01
018	9211	ROOT M.S. MEDIA CENTER 10,629.86	245.97	3,493.48	0.00	3,280.54	10,842.80	0.00	10,842.80
018	9300	PRINCIPAL'S FUND - HS 23,531.31	240.43	22,476.49	2,442.31	25,062.66	20,945.14	4,719.80	16,225.34
018	9301	MEDIA CENTER FUND 1,554.50	0.00	0.00	-7.62	-45.95	1,600.45	0.00	1,600.45
018	9302	SPECIAL FUNDRAISER - HS 29,909.37	0.00	0.00	0.00	0.00	29,909.37	0.00	29,909.37
018	9303	PERFORMING ARTS 159,402.65	42,407.00	97,381.00	1,286.98	25,983.19	230,800.46	82,477.82	148,322.64
018	9304	BUZZ 23,253.34	217.00	19,073.06	348.54	13,392.45	28,933.95	0.00	28,933.95
018	9305	FLEXIBLE CREDIT FUND 8,434.56	0.00	0.00	0.00	0.00	8,434.56	0.00	8,434.56
018	9306	FEED THE BEES 7,622.41	0.00	1,400.00	207.26	1,735.61	7,286.80	5,764.39	1,522.41

POWERSCHOOL
DATE: 06/11/2024
TIME: 09:25:27
SELECTION CRITERIA : ALL

MEDINA CITY SCHOOLS
OH Cash Position Report

PAGE NUMBER: 6

ACCOUNTING PERIOD : 11/24

FUND	SCC	DESCRIPTION	BEGIN	BALANCE	MTD RECEIPTS	FYTD RECEIPTS	MTD EXPENDITURES	FYTD EXPENDITURES	CURRENT FUND BALANCE	CURRENT ENCUMBRANCE	UNENCUMBERED FUND BALANCE
018	9307	MHS LOCAL GRANTS									
		74.85			0.00	0.00	0.00	1,258.34	-1,183.49	0.00	-1,183.49
018	9308	MHS HOPE SQUAD									
		1,216.16			395.25	4,075.25	578.90	2,240.90	3,050.51	746.39	2,304.12
018	9403	PRINCIPAL FUND -PRESCHOOL									
		0.00			0.00	229.50	0.00	0.00	229.50	0.00	229.50
018	9884	FACILITY RENTAL									
		85,394.82			0.00	661.00	0.00	0.00	86,055.82	0.00	86,055.82
018	9900	INSERVICE - CENTRAL									
		3,702.01			0.00	0.00	0.00	0.00	3,702.01	0.00	3,702.01
018	9901	PUBLIC SCH SUPPORT - INST									
		1,743.89			0.00	0.00	0.00	0.00	1,743.89	0.00	1,743.89
018	9902	INSERVICE - SUPER									
		11,224.52			0.00	0.00	0.00	0.00	11,224.52	0.00	11,224.52
018	9903	BOARD/STUDENT DEVELOPMENT									
		2,800.00			0.00	0.00	0.00	0.00	2,800.00	0.00	2,800.00
018	9904	WELLNESS FUND									
		502.00			0.00	0.00	0.00	0.00	502.00	0.00	502.00
018	9905	PUBLIC SCH SUPT/STUD SERV									
		51,248.39			0.00	0.00	0.00	0.00	51,248.39	0.00	51,248.39
018	9906	COMMUNICA-PUBLIC SCH SUP									
		675.90			0.00	525.00	0.00	525.00	675.90	0.00	675.90
018	9907	STEAM - SUMMER ENRICHMENT									
		5,374.82			0.00	0.00	0.00	0.00	5,374.82	0.00	5,374.82
018	9908	GRANT US HOPE									
		-317.00			0.00	0.00	0.00	0.00	-317.00	0.00	-317.00
018	9910	MAINTENANCE DEPARTMENT									
		3,902.36			0.00	0.00	0.00	0.00	3,902.36	0.00	3,902.36
018	9915	BIKE TO SCHOOL									
		788.22			0.00	3,000.00	0.00	2,795.48	992.74	0.00	992.74
018	9916	SPIRIT NIGHT									
		4,396.64			0.00	1,500.00	0.00	2,950.88	2,945.76	0.00	2,945.76
018	9917	HALL OF FAME									
		1,235.05			0.00	1,000.00	0.00	0.00	2,235.05	500.00	1,735.05
018	9918	SPOTLIGHT ON STUDENTS									
		816.53			0.00	375.00	0.00	286.62	904.91	0.00	904.91
018	9919	STUDENT ART SHOW									
		621.60			0.00	500.00	0.00	594.60	527.00	0.00	527.00
018	9920	TRSP FUND									
		1,514.98			0.00	0.00	0.00	0.00	1,514.98	0.00	1,514.98

POWERSCHOOL
DATE: 06/11/2024
TIME: 09:25:27
SELECTION CRITERIA : ALL

MEDINA CITY SCHOOLS
OH Cash Position Report

PAGE NUMBER: 7

ACCOUNTING PERIOD : 11/24

FUND	SCC	DESCRIPTION																	
		BEGIN	BALANCE	MTD	RECEIPTS	FYTD	RECEIPTS	MTD	EXPENDITURES	FYTD	EXPENDITURES	CURRENT	FUND	BALANCE	CURRENT	ENCUMBRANCE	UNENCUMBERED	FUND	BALANCE
<hr/>																			
018	9922	AMERICAN HEART GRANT																	
		1,000.00		0.00		0.00		0.00		0.00		1,000.00			0.00			1,000.00	
018	9930	RESOURCE CONNECTION																	
		1,500.00		0.00		0.00		0.00		0.00		1,500.00			0.00			1,500.00	
<hr/>																			
Total For Fund 018:		922,742.95		51,703.86		265,476.97		17,802.67		266,248.85		921,971.07			126,744.60			795,226.47	
<hr/>																			
019	9000	ADAMH GRANT																	
		240.00		0.00		0.00		0.00		0.00		240.00			0.00			240.00	
019	9018	LOWE'S LIGHT UP GA FY08																	
		48.08		0.00		0.00		0.00		0.00		48.08			0.00			48.08	
019	9020	RIF PROGRAM GRANT - NO																	
		400.73		0.00		0.00		0.00		0.00		400.73			0.00			400.73	
019	9021	JENNINGS - B - BRYNIARSKI																	
		0.82		0.00		0.00		0.00		0.00		0.82			0.00			0.82	
019	9023	PUB EDU LEADERSHIP COM GT																	
		0.01		0.00		0.00		0.00		0.00		0.01			0.00			0.01	
019	9029	M H J GRANT/ZAVESKY/FY09																	
		6.82		0.00		0.00		0.00		0.00		6.82			0.00			6.82	
019	9030	PERF BASD ASSMENT GT FY10																	
		79.76		0.00		0.00		0.00		0.00		79.76			0.00			79.76	
019	9031	PBA FY11																	
		256.96		0.00		0.00		0.00		0.00		256.96			0.00			256.96	
019	9113	ACS-HACH CHEM GT - HAMMAN																	
		96.34		0.00		0.00		0.00		0.00		96.34			0.00			96.34	
019	9121	ADAMH GRANT																	
		40,405.00		0.00		0.00		725.00		5,950.00		34,455.00			475.00			33,980.00	
019	9180	PPG INNOV CLASSRM GT-NO																	
		15.31		0.00		0.00		0.00		0.00		15.31			0.00			15.31	
019	9181	FIRST ENERGY GRANT																	
		0.16		0.00		0.00		0.00		0.00		0.16			0.00			0.16	
019	9213	VIDEO CLUB GRANT - MHS																	
		2.82		0.00		0.00		0.00		0.00		2.82			0.00			2.82	
019	9301	PPG GRANT - ROBOTICS																	
		9.07		0.00		0.00		0.00		0.00		9.07			0.00			9.07	
019	9313	JENNINGS - NOP - MILLER																	
		13.86		0.00		0.00		0.00		0.00		13.86			0.00			13.86	

POWERSCHOOL
DATE: 06/11/2024
TIME: 09:25:27
SELECTION CRITERIA : ALL

MEDINA CITY SCHOOLS
OH Cash Position Report

PAGE NUMBER: 8

ACCOUNTING PERIOD : 11/24

FUND	SCC	DESCRIPTION	BEGIN	BALANCE	MTD RECEIPTS	FYTD RECEIPTS	MTD EXPENDITURES	FYTD EXPENDITURES	CURRENT FUND BALANCE	CURRENT ENCUMBRANCE	UNENCUMBERED FUND BALANCE
019	9413	3M AND OTHER GRANT									
		152.03			0.00	0.00	0.00	0.00	152.03	0.00	152.03
019	9513	NEA STUDENT ACHIEVE GT									
		191.88			0.00	0.00	0.00	0.00	191.88	0.00	191.88
019	9715	FUEL UP - BLAKE									
		23.82			0.00	0.00	0.00	0.00	23.82	0.00	23.82
019	9920	M H J SUPPORT STUGGLING									
		1,000.00			0.00	0.00	0.00	0.00	1,000.00	0.00	1,000.00

Total For Fund	019:										
		42,943.47			0.00	0.00	725.00	5,950.00	36,993.47	475.00	36,518.47

020	9001	TRANSPORTATION ENTERPRISE									
		167,634.78			0.00	6,071.61	40.08	1,542.30	172,164.09	3,457.70	168,706.39

Total For Fund	020:										
		167,634.78			0.00	6,071.61	40.08	1,542.30	172,164.09	3,457.70	168,706.39

022	9000	UNCLAIMED FUNDS									
		66,495.58			-74.00	3,944.05	0.00	0.00	70,439.63	5,000.00	65,439.63
022	9093	DIVERSION PROG ADAMHS BD									
		1,000.00			0.00	0.00	0.00	0.00	1,000.00	0.00	1,000.00
022	9094	DIVERSION PROG ADAMHS BD									
		1,000.00			0.00	0.00	0.00	0.00	1,000.00	0.00	1,000.00
022	9300	OH HS ATH ASSOC FUND									
		10,114.54			2,836.00	22,989.00	0.00	20,395.92	12,707.62	1,773.16	10,934.46

Total For Fund	022:										
		78,610.12			2,762.00	26,933.05	0.00	20,395.92	85,147.25	6,773.16	78,374.09

024	9001	MED AND DRUG/SELF INS									
		4,339,814.61			914,120.79	10,026,053.36	905,084.03	10,996,854.82	3,369,013.15	920,891.90	2,448,121.25
024	9002	DENT SELF INS									
		688,881.52			61,472.36	677,916.08	50,287.93	631,591.96	735,205.64	58,633.95	676,571.69

POWERSCHOOL
DATE: 06/11/2024
TIME: 09:25:27
SELECTION CRITERIA : ALL

MEDINA CITY SCHOOLS
OH Cash Position Report

PAGE NUMBER: 9

ACCOUNTING PERIOD : 11/24

FUND	SCC	DESCRIPTION BEGIN BALANCE	MTD RECEIPTS	FYTD RECEIPTS	MTD EXPENDITURES	FYTD EXPENDITURES	CURRENT FUND BALANCE	CURRENT ENCUMBRANCE	UNENCUMBERED FUND BALANCE
024	9094	FLEX PRO 68,882.32	24,750.50	223,766.34	14,695.60	194,925.25	97,723.41	65,808.44	31,914.97

Total For Fund 024:		5,097,578.45	1,000,343.65	10,927,735.78	970,067.56	11,823,372.03	4,201,942.20	1,045,334.29	3,156,607.91
027	0000	WORK COMP-SELF INS 517,470.87	13,042.78	155,335.43	8,313.76	237,766.21	435,040.09	92,372.05	342,668.04

Total For Fund 027:		517,470.87	13,042.78	155,335.43	8,313.76	237,766.21	435,040.09	92,372.05	342,668.04
071	9013	SALES TAX P I 3,479,546.49	1,132,121.21	4,337,995.07	30,555.66	2,776,796.60	5,040,744.96	1,774,572.43	3,266,172.53

Total For Fund 071:		3,479,546.49	1,132,121.21	4,337,995.07	30,555.66	2,776,796.60	5,040,744.96	1,774,572.43	3,266,172.53
200	9110	GA STUD COUN/K-KIDS CLUB 534.56	0.42	981.43	1,317.54	1,437.36	78.63	200.00	-121.37
200	9121	CN STUDENT COUNCIL 1,459.40	8.19	66.78	0.00	0.00	1,526.18	0.00	1,526.18
200	9134	FN STUDENT BUSINESS 9.98	0.06	0.46	0.00	0.00	10.44	0.00	10.44
200	9140	HE STUDENT COUNCIL 173.63	0.97	7.96	0.00	0.00	181.59	0.00	181.59
200	9184	NO STUDENT COUNCIL 55.57	0.31	2.54	0.00	0.00	58.11	0.00	58.11
200	9185	NO K-KIDS KIWANIS CLUB 12,147.30	68.14	555.88	0.00	0.00	12,703.18	0.00	12,703.18
200	9201	ROBOTICS CLUB CL 381.49	2.73	401.91	0.00	275.00	508.40	0.00	508.40
200	9202	CL STUDENT COUNCIL 2,988.56	28.56	5,868.51	206.51	3,532.85	5,324.22	0.00	5,324.22

POWERSCHOOL
 DATE: 06/11/2024
 TIME: 09:25:27
 SELECTION CRITERIA : ALL

MEDINA CITY SCHOOLS
 OH Cash Position Report

PAGE NUMBER: 10

ACCOUNTING PERIOD : 11/24

FUND	SCC	DESCRIPTION BEGIN BALANCE	MTD RECEIPTS	FYTD RECEIPTS	MTD EXPENDITURES	FYTD EXPENDITURES	CURRENT FUND BALANCE	CURRENT ENCUMBRANCE	UNENCUMBERED FUND BALANCE
<hr/>									
200	9204	CL CHEERLEADERS 557.91	3.13	25.53	0.00	0.00	583.44	0.00	583.44
200	9205	CL BUILDERS CLUB 3,836.20	21.52	175.54	0.00	0.00	4,011.74	0.00	4,011.74
200	9209	CL DRAMA CLUB 33,551.92	212.75	11,706.90	0.00	5,594.15	39,664.67	0.00	39,664.67
200	9251	ROBOTICS CLUB RT 136.71	1.72	366.69	0.00	182.59	320.81	192.41	128.40
200	9253	RT BUILDERS' CLUB 6,721.88	37.71	307.61	0.00	0.00	7,029.49	2,000.00	5,029.49
200	9254	RT HONORS ACADEMY 7,221.92	637.17	2,672.36	97.48	1,287.28	8,607.00	2,711.89	5,895.11
200	9256	RT DRAMA CLUB 6,138.27	32.53	277.21	49.80	350.05	6,065.43	2,644.75	3,420.68
200	9258	RT STUD COUNCIL 5,856.42	40.75	2,884.29	0.00	1,143.56	7,597.15	356.44	7,240.71
200	9301	YG AMERICANS FOR FREEDOM 0.21	0.00	0.00	0.00	0.00	0.21	0.00	0.21
200	9302	ART CLUB 1,171.52	6.77	564.80	0.00	474.92	1,261.40	0.00	1,261.40
200	9303	CULTURAL EXPLORATION 209.26	1.17	9.56	0.00	0.00	218.82	0.00	218.82
200	9304	CAREER ASSOCIATION 0.37	0.00	0.00	0.00	0.00	0.37	0.00	0.37
200	9305	CHEMCLUB 2.27	0.01	0.10	0.00	0.00	2.37	0.00	2.37
200	9307	VOCAL 50,986.09	8,021.12	21,325.56	2,642.30	32,205.33	40,106.32	7,460.04	32,646.28
200	9309	IMPROV CLUB 614.62	3.45	28.13	0.00	0.00	642.75	0.00	642.75
200	9310	D E P - NAT'L GERMAN HON 0.45	0.00	0.00	0.00	0.00	0.45	0.00	0.45
200	9312	DRAMA CLUB 20,990.47	124.39	13,819.17	79.48	11,619.54	23,190.10	8,393.24	14,796.86
200	9314	MEDINA OUTDOORS CLUB 473.05	3.48	175.37	0.00	0.00	648.42	0.00	648.42
200	9315	FELLOWSHIP OF CHRISTIAN ATH 358.87	2.01	16.42	0.00	0.00	375.29	0.00	375.29
200	9318	GIRLS LEADERSHIP CLUB 7,496.92	42.05	343.07	0.00	0.00	7,839.99	0.00	7,839.99

POWERSCHOOL
 DATE: 06/11/2024
 TIME: 09:25:27
 SELECTION CRITERIA : ALL

MEDINA CITY SCHOOLS
 OH Cash Position Report

PAGE NUMBER: 11

ACCOUNTING PERIOD : 11/24

FUND	SCC	DESCRIPTION BEGIN BALANCE	MTD RECEIPTS	FYTD RECEIPTS	MTD EXPENDITURES	FYTD EXPENDITURES	CURRENT FUND BALANCE	CURRENT ENCUMBRANCE	UNENCUMBERED FUND BALANCE

200	9321	KEY CLUB 64,607.35	367.45	10,750.81	46.56	6,853.21	68,504.95	13,846.79	54,658.16
200	9323	MEDINAMITE 1,797.19	7.60	232.15	0.00	613.25	1,416.09	0.00	1,416.09
200	9324	MEDINIAN 74,321.83	2,102.40	6,388.12	0.00	95.96	80,613.99	0.00	80,613.99
200	9325	MHS BAND 23,575.78	3,549.83	16,570.15	5,419.06	20,601.74	19,544.19	4,372.64	15,171.55
200	9326	NATIONAL HONOR SOCIETY 16,525.17	115.86	2,976.35	869.21	3,493.64	16,007.88	0.00	16,007.88
200	9327	ORCHESTRA 46,670.41	540.15	4,670.09	0.00	416.34	50,924.16	2,583.66	48,340.50
200	9330	SCIENCE OLYMPIAD CLUB 2,843.13	528.38	1,471.57	0.00	914.49	3,400.21	0.00	3,400.21
200	9331	SKI CLUB 3.37	0.02	0.16	0.00	0.00	3.53	0.00	3.53
200	9332	SPANISH CLUB 14,993.20	77.59	2,857.23	0.00	3,384.57	14,465.86	0.00	14,465.86
200	9333	STUDENT COUNCIL 59,292.03	1,425.24	37,623.07	895.78	43,364.13	53,550.97	0.00	53,550.97
200	9335	LATIN CLUB 6,873.72	37.90	863.80	168.90	671.08	7,066.44	0.00	7,066.44
200	9336	FRENCH CLUB 337.28	0.90	640.46	0.00	810.17	167.57	0.00	167.57
200	9337	AMERICAN SIGN LANGUAGE 243.89	1.45	168.48	0.00	142.35	270.02	0.00	270.02
200	9339	SPEECH/DEBATE CLUB 12,891.59	1,476.13	16,222.71	1,612.00	23,367.24	5,747.06	5,123.80	623.26
200	9340	O.C.O.M. 703.10	7.36	2,184.83	642.66	1,516.46	1,371.47	183.54	1,187.93
200	9346	PENGUIN BOWL/NOSB 127.25	0.71	5.73	0.00	0.00	132.98	0.00	132.98
200	9350	TECHNOLOGY CLUB 424.58	0.68	1,182.51	0.00	1,480.51	126.58	0.00	126.58
200	9352	VIDEO CLUB - SR HI 7,627.75	41.81	421.87	0.00	254.62	7,795.00	0.00	7,795.00
200	9353	CHINESE CLUB 1,156.95	6.49	52.92	0.00	0.00	1,209.87	0.00	1,209.87
200	9355	GENDER AND SEXUALITY ALLI 774.74	3.73	83.84	29.90	163.29	695.29	1,056.71	-361.42

POWERSCHOOL
DATE: 06/11/2024
TIME: 09:25:27
SELECTION CRITERIA : ALL

MEDINA CITY SCHOOLS
OH Cash Position Report

PAGE NUMBER: 12

ACCOUNTING PERIOD : 11/24

FUND	SCC	DESCRIPTION BEGIN BALANCE	MTD RECEIPTS	FYTD RECEIPTS	MTD EXPENDITURES	FYTD EXPENDITURES	CURRENT FUND BALANCE	CURRENT ENCUMBRANCE	UNENCUMBERED FUND BALANCE
200	9380	V O F T 17,439.13	101.59	1,818.16	0.00	316.97	18,940.32	777.69	18,162.63
200	9421	CLASS OF 2021 2.63	0.00	0.00	0.00	0.50	2.13	2.50	-0.37
200	9422	CLASS OF 2022 133.84	0.00	0.00	0.00	22.27	111.57	111.73	-0.16
200	9423	CLASS OF 2023 2,279.02	9.43	76.95	0.00	597.22	1,758.75	1,672.78	85.97
200	9424	CLASS OF 2024 4,930.75	17.51	693.09	770.00	2,359.36	3,264.48	2,355.64	908.84
200	9425	CLASS OF 2025 4,111.05	40,872.40	68,766.77	3,331.16	26,918.67	45,959.15	43,080.52	2,878.63
200	9426	CLASS OF 2026 1,898.43	19.18	1,804.86	0.00	126.59	3,576.70	0.00	3,576.70
200	9427	CLASS OF 2027 0.00	7.63	1,505.22	0.00	82.74	1,422.48	0.00	1,422.48
200	9999	STUD ACTIV FD WAGES/BENE 0.01	0.00	0.00	0.00	0.00	0.01	0.00	0.01
Total For Fund 200:		530,660.99	60,620.53	242,615.68	18,178.34	196,670.00	576,606.67	99,126.77	477,479.90
300	3000	ATHLETIC FUND -199,375.87	0.00	486,751.02	20,789.59	457,132.42	-169,757.27	36,303.80	-206,061.07
300	3001	ATHLETICS OTH 212,126.80	16,239.00	157,814.20	0.00	212,126.80	157,814.20	0.00	157,814.20
300	3002	ATH BOYS TENNIS 0.00	400.00	500.00	0.00	0.00	500.00	0.00	500.00
300	3003	ATH BOYS BB 26,852.28	0.00	31,084.60	0.00	26,852.28	31,084.60	0.00	31,084.60
300	3004	ATH GIRLS BB 14,076.98	0.00	17,166.93	0.00	14,076.98	17,166.93	0.00	17,166.93
300	3007	ATH BOYS CC 18,265.00	450.00	12,945.00	0.00	18,265.00	12,945.00	0.00	12,945.00
300	3008	ATH HS FOOTBALL 119,549.46	0.00	139,316.18	0.00	119,549.46	139,316.18	0.00	139,316.18
300	3010	ATH SOCCER 717.00	0.00	878.00	0.00	717.00	878.00	0.00	878.00

POWERSCHOOL
DATE: 06/11/2024
TIME: 09:25:27
SELECTION CRITERIA : ALL

MEDINA CITY SCHOOLS
OH Cash Position Report

PAGE NUMBER: 13

ACCOUNTING PERIOD : 11/24

FUND	SCC	DESCRIPTION BEGIN BALANCE	MTD RECEIPTS	FYTD RECEIPTS	MTD EXPENDITURES	FYTD EXPENDITURES	CURRENT FUND BALANCE	CURRENT ENCUMBRANCE	UNENCUMBERED FUND BALANCE
<hr/>									
300	3012	ATH BOYS SOCCER 9,865.29	0.00	14,172.78	0.00	9,865.29	14,172.78	0.00	14,172.78
300	3013	ATH GIRLS SOCCER 12,215.92	0.00	15,261.84	0.00	12,215.92	15,261.84	0.00	15,261.84
300	3015	ATH BOYS TRACK 4,450.00	0.00	3,730.00	0.00	4,450.00	3,730.00	0.00	3,730.00
300	3016	ATH GIRLS TRACK 7,316.00	350.00	7,062.72	0.00	7,316.00	7,062.72	0.00	7,062.72
300	3017	ATH GIRLS VBALL 12,433.94	0.00	12,876.95	0.00	12,433.94	12,876.95	0.00	12,876.95
300	3018	ATH WRESTLING 31,069.37	850.00	41,607.84	0.00	31,069.37	41,607.84	0.00	41,607.84
300	3019	ATH BOYS LACROSSE 9,435.86	2,631.96	6,439.94	0.00	9,435.86	6,439.94	0.00	6,439.94
300	3020	ATH GIRLS LACROSSE 3,290.88	2,351.98	4,447.96	0.00	3,290.88	4,447.96	0.00	4,447.96
300	3021	ATH BOYS SWIMMING 4,319.96	0.00	3,336.00	0.00	4,319.96	3,336.00	0.00	3,336.00
300	3022	ATH GIRLS SWIMMING 0.00	0.00	400.00	0.00	0.00	400.00	0.00	400.00
300	9110	GARFIELD FIELD TRIPS 4,341.97	136.00	1,577.00	418.00	712.36	5,206.61	0.00	5,206.61
300	9120	CANAVAN FIELD TRIP -477.80	0.00	3,525.00	0.00	3,740.00	-692.80	1,000.00	-1,692.80
300	9121	WORLD WATCHER'S CLUB 7,362.04	0.00	0.00	0.00	0.00	7,362.04	0.00	7,362.04
300	9130	FENN FIELD TRIPS 165.00	44.00	6,174.00	860.00	5,882.00	457.00	380.00	77.00
300	9140	HERITAGE FIELD TRIPS 274.31	250.00	5,991.65	1,000.00	5,617.82	648.14	500.00	148.14
300	9160	BLAKE FIELD TRIPS -1,238.81	240.50	6,197.00	504.00	3,531.23	1,426.96	962.00	464.96
300	9170	WAITE FIELD TRIPS 639.00	60.00	7,480.00	0.00	5,125.00	2,994.00	1,958.00	1,036.00
300	9180	NORTHROP FIELD TRIPS 1,408.11	320.00	5,455.75	0.00	5,593.01	1,270.85	3,000.00	-1,729.15
300	9201	CL BAND FUND 11,452.51	0.00	9,126.00	1,104.62	5,481.01	15,097.50	13,896.08	1,201.42
300	9202	CL ORCHESTRA FD. 258.00	0.00	0.00	0.00	0.00	258.00	0.00	258.00

POWERSCHOOL
DATE: 06/11/2024
TIME: 09:25:27
SELECTION CRITERIA : ALL

MEDINA CITY SCHOOLS
OH Cash Position Report

PAGE NUMBER: 14

ACCOUNTING PERIOD : 11/24

FUND	SCC	DESCRIPTION BEGIN BALANCE	MTD RECEIPTS	FYTD RECEIPTS	MTD EXPENDITURES	FYTD EXPENDITURES	CURRENT FUND BALANCE	CURRENT ENCUMBRANCE	UNENCUMBERED FUND BALANCE
300	9203	CL LIBRARY 370.00	0.00	0.00	0.00	0.00	370.00	0.00	370.00
300	9204	CL CHOIR FUND 634.10	0.00	0.00	0.00	0.00	634.10	0.00	634.10
300	9208	DC AND OTHER TRIPS 1,064.50	-970.00	117,708.00	0.00	107,548.18	11,224.32	11,400.00	-175.68
300	9250	RT BAND FUND 9,385.33	0.00	7,407.85	592.13	5,103.82	11,689.36	3,643.00	8,046.36
300	9251	RT ORCHESTRA FUND 1,246.65	0.00	0.00	0.00	0.00	1,246.65	0.00	1,246.65
300	9252	RT CHOIR FUND 3,270.15	0.00	0.00	0.00	0.00	3,270.15	0.00	3,270.15
300	9253	RT BEEHIVE 2,059.46	79.50	1,416.45	87.00	524.06	2,951.85	475.94	2,475.91
300	9254	ZEN DEN RT 654.70	0.00	1,144.00	0.00	475.63	1,323.07	824.37	498.70
300	9258	RT DIST SUPER ACTIV 124.00	56.00	124,811.50	1,581.22	116,360.98	8,574.52	30,338.02	-21,763.50
300	9302	MENS VOLLEYBALL 5,480.17	191.99	5,614.98	0.00	460.00	10,635.15	0.00	10,635.15
300	9303	HUDDLE/SHUDDLE 0.63	0.00	3,870.00	1,189.17	2,348.06	1,522.57	357.71	1,164.86
300	9304	LINK CREW 3,123.40	3,350.00	8,609.75	644.21	6,519.96	5,213.19	600.05	4,613.14
300	9313	MUSICAL 21,435.88	15.00	22,320.96	662.56	17,038.05	26,718.79	4,122.98	22,595.81
300	9325	MHS BAND TRIP 7,171.20	0.00	0.00	0.00	0.00	7,171.20	0.00	7,171.20
300	9334	BEEHIVE CAFE 18,163.95	0.00	0.00	0.00	306.45	17,857.50	0.00	17,857.50
300	9390	GLOBAL TRIPS 375.00	0.00	1,495.00	0.00	1,495.00	375.00	0.00	375.00
300	9403	PRESCHOOL TRIP 0.00	0.00	2,405.00	0.00	2,310.00	95.00	0.00	95.00
300	9410	SPARKLE CHEERLEADING 4,860.20	0.00	4,114.70	0.00	2,914.72	6,060.18	1,085.28	4,974.90
<hr/>									
Total For Fund 300:		390,212.52	27,045.93	1,302,236.55	29,432.50	1,242,204.50	450,244.57	110,847.23	339,397.34

POWERSCHOOL
DATE: 06/11/2024
TIME: 09:25:27
SELECTION CRITERIA : ALL

MEDINA CITY SCHOOLS
OH Cash Position Report

PAGE NUMBER: 15

ACCOUNTING PERIOD : 11/24

FUND	SCC	DESCRIPTION	BEGIN BALANCE	MTD RECEIPTS	FYTD RECEIPTS	MTD EXPENDITURES	FYTD EXPENDITURES	CURRENT FUND BALANCE	CURRENT ENCUMBRANCE	UNENCUMBERED FUND BALANCE
401	9013	ST FRANCIS AUX SERVICES	80,070.56	0.00	176.30	0.00	80,246.86	0.00	0.00	0.00
401	9014	ST FRANCIS AUXILIARY	0.00	511.26	333,735.12	41,760.56	239,550.14	94,184.98	62,778.88	31,406.10
401	9017	AUX ST FRANCIS	37.41	0.00	0.00	0.00	0.00	37.41	0.00	37.41
401	9023	NURTURY AUX SERVICES	17,345.30	0.00	53.49	0.00	17,398.79	0.00	0.00	0.00
401	9024	NURTURY AUXILIARY	0.00	42.29	15,351.59	1,265.39	7,467.46	7,884.13	492.40	7,391.73
401	9027	AUX FUNDS NURTURY	72.90	0.00	0.00	0.00	0.00	72.90	0.00	72.90
401	9033	MCA AUX SERVICES	38,034.74	0.00	86.58	0.00	38,121.32	0.00	0.00	0.00
401	9034	MCS AUXILIARY	0.00	462.55	474,696.75	9,456.63	388,462.20	86,234.55	55,677.46	30,557.09
401	9066	SM WONDERS	1,644.12	0.00	0.00	0.00	0.00	1,644.12	0.00	1,644.12

Total For Fund	401:	137,205.03	1,016.10	824,099.83	52,482.58	771,246.77	190,058.09	118,948.74	71,109.35	
432	9097	MANAGE INFO SYS	0.80	0.00	0.00	0.00	0.00	0.80	0.00	0.80

Total For Fund	432:	0.80	0.00	0.00	0.00	0.00	0.80	0.00	0.80	
450	9008	SCHOOLNET PLUS FY2008	1.00	0.00	0.00	0.00	0.00	1.00	0.00	1.00

Total For Fund	450:	1.00	0.00	0.00	0.00	0.00	1.00	0.00	1.00	

POWERSCHOOL
DATE: 06/11/2024
TIME: 09:25:27
SELECTION CRITERIA : ALL

MEDINA CITY SCHOOLS
OH Cash Position Report

PAGE NUMBER: 16

ACCOUNTING PERIOD : 11/24

FUND	SCC	DESCRIPTION BEGIN BALANCE	MTD RECEIPTS	FYTD RECEIPTS	MTD EXPENDITURES	FYTD EXPENDITURES	CURRENT FUND BALANCE	CURRENT ENCUMBRANCE	UNENCUMBERED FUND BALANCE
451	9012	CONNECTIVITY 26,382.50	0.00	21,972.83	0.00	0.00	48,355.33	0.00	48,355.33

Total For Fund	451:	26,382.50	0.00	21,972.83	0.00	0.00	48,355.33	0.00	48,355.33
452	9008	SCHOOLNET PD FY08 66.15	0.00	0.00	0.00	0.00	66.15	0.00	66.15

Total For Fund	452:	66.15	0.00	0.00	0.00	0.00	66.15	0.00	66.15
467	9021	STUD WELLNESS AND SUCCESS 618.49	0.00	0.00	0.00	0.00	618.49	0.00	618.49

Total For Fund	467:	618.49	0.00	0.00	0.00	0.00	618.49	0.00	618.49
499	9012	INTERN PSYCH FY12 45.81	0.00	0.00	0.00	0.00	45.81	0.00	45.81
499	9013	INTERN PSYCH FY13 39.97	0.00	0.00	0.00	0.00	39.97	0.00	39.97
499	9014	INTERN PSYCH FY24 0.00	0.00	18,359.60	2,081.96	26,502.04	-8,142.44	0.00	-8,142.44
499	9019	SCHOOL SAFETY 10,086.41	0.00	0.00	6,727.06	6,727.06	3,359.35	0.00	3,359.35
499	9024	LOCAL GOV INNOVATION FUND 7,750.00	0.00	0.00	0.00	0.00	7,750.00	0.00	7,750.00
499	9039	INTERN PSYCH GRANT FY09 2.20	0.00	0.00	0.00	0.00	2.20	0.00	2.20
499	9112	E-TECH BLENDED LEARNING 321.71	0.00	0.00	0.00	0.00	321.71	0.00	321.71

POWERSCHOOL
DATE: 06/11/2024
TIME: 09:25:27
SELECTION CRITERIA : ALL

MEDINA CITY SCHOOLS
OH Cash Position Report

PAGE NUMBER: 17

ACCOUNTING PERIOD : 11/24

FUND	SCC	DESCRIPTION	BEGIN	BALANCE	MTD RECEIPTS	FYTD RECEIPTS	MTD EXPENDITURES	FYTD EXPENDITURES	CURRENT FUND BALANCE	CURRENT ENCUMBRANCE	UNENCUMBERED FUND BALANCE

499	9224	AOG WELLNESS GRANT FY24	0.00		0.00	27,192.06	1,638.75	1,638.75	25,553.31	3,361.25	22,192.06
			-----		-----	-----	-----	-----	-----	-----	-----
Total For Fund	499:	18,246.10		0.00	45,551.66	10,447.77	34,867.85	28,929.91	3,361.25	25,568.66	
506	9014	RES ED GRANT	950.00		0.00	0.00	0.00	0.00	950.00	0.00	950.00
			-----		-----	-----	-----	-----	-----	-----	-----
Total For Fund	506:	950.00		0.00	0.00	0.00	0.00	950.00	0.00	950.00	
507	9022	ARP ESSER	8.39		0.00	1,572,490.04	0.00	1,408,124.19	164,374.24	0.00	164,374.24
507	9023	ARP STATE ACTIVITY SUP	0.00		0.00	142,010.00	0.00	142,010.00	0.00	464,508.00	-464,508.00
507	9024		0.00		0.00	347,190.93	262,791.41	560,175.61	-212,984.68	694,773.35	-907,758.03
507	9121	ESSER II	3,895.59		0.00	259,780.16	0.00	258,950.86	4,724.89	0.00	4,724.89
507	9222	ARP ESSER HOMELESS	-0.36		0.00	0.00	0.00	0.00	-0.36	0.00	-0.36
			-----		-----	-----	-----	-----	-----	-----	-----
Total For Fund	507:	3,903.62		0.00	2,321,471.13	262,791.41	2,369,260.66	-43,885.91	1,159,281.35	-1,203,167.26	
516	9015	TITLE VI-B	2,690.82		0.00	0.00	0.00	0.00	2,690.82	0.00	2,690.82
516	9016	TITLE VI-B	229.90		0.00	0.00	0.00	0.00	229.90	0.00	229.90
516	9021	TITLE VI-B	4.85		0.00	0.00	0.00	0.00	4.85	0.00	4.85
516	9023	TITLE VI-B	104,814.80		0.00	239,387.49	0.00	344,202.29	0.00	0.00	0.00

ACCOUNTING PERIOD : 11/24

MEDINA CITY SCHOOLS OH Cash Position Report

PAGE NUMBER: 18

FUND	SCC	DESCRIPTION	BEGIN	BALANCE	MTD RECEIPTS	FYTD RECEIPTS	MTD EXPENDITURES	FYTD EXPENDITURES	CURRENT FUND BALANCE	CURRENT ENCUMBRANCE	UNENCUMBERED FUND BALANCE
<hr/>											
516	9024	TITLE VI-B	0.00		0.00	433,093.50	136,372.11	1,314,715.01	-881,621.51	68,855.54	-950,477.05
516	9123	APR IDEA	64,142.11		0.00	132,257.89	0.00	196,400.00	0.00	0.00	0.00
			-----		-----	-----	-----	-----	-----	-----	-----
Total For Fund	516:		171,882.48		0.00	804,738.88	136,372.11	1,855,317.30	-878,695.94	68,855.54	-947,551.48
551	9120	TITLE III LEP	2,792.08		0.00	0.00	0.00	0.00	2,792.08	0.00	2,792.08
551	9122	TITLE III LEP	722.05		0.00	0.00	0.00	0.00	722.05	0.00	722.05
551	9123	TITLE III LEP	0.00		0.00	5,439.25	0.00	1,902.47	3,536.78	0.00	3,536.78
551	9124	TITLE III LEP	0.00		4,041.62	4,041.62	5,886.21	5,886.21	-1,844.59	2,200.00	-4,044.59
			-----		-----	-----	-----	-----	-----	-----	-----
Total For Fund	551:		3,514.13		4,041.62	9,480.87	5,886.21	7,788.68	5,206.32	2,200.00	3,006.32
572	9023	TITLE I	39,762.64		0.00	98,124.25	0.00	137,886.89	0.00	0.00	0.00
572	9024	TITLE I	0.00		0.00	311,714.71	44,585.06	461,737.64	-150,022.93	811.36	-150,834.29
572	9116	TITLE I-D	2.83		0.00	0.00	0.00	0.00	2.83	0.00	2.83
572	9121	TITLE I-D	-417.64		0.00	0.00	0.00	0.00	-417.64	0.00	-417.64
572	9122	TITLE I-D	72.63		0.00	0.00	0.00	0.00	72.63	0.00	72.63
572	9123	TITLE I-D	-1,234.19		0.00	31,550.70	0.00	30,316.51	0.00	0.00	0.00
572	9124	TITLE I-D	0.00		0.00	14,329.75	3,917.78	22,666.66	-8,336.91	34,342.72	-42,679.63

POWERSCHOOL
DATE: 06/11/2024
TIME: 09:25:27
SELECTION CRITERIA : ALL

MEDINA CITY SCHOOLS
OH Cash Position Report

PAGE NUMBER: 19

ACCOUNTING PERIOD : 11/24

FUND	SCC	DESCRIPTION	BEGIN	BALANCE	MTD RECEIPTS	FYTD RECEIPTS	MTD EXPENDITURES	FYTD EXPENDITURES	CURRENT FUND BALANCE	CURRENT ENCUMBRANCE	UNENCUMBERED FUND BALANCE

Total For Fund	572:										
		38,186.27		0.00	455,719.41	48,502.84	652,607.70	-158,702.02	35,154.08	-193,856.10	
584	9023	TITLE IV-A									
		3,364.53		0.00	187.16	0.00	3,552.83	-1.14	0.00	-1.14	
584	9024	TITLE IV-A									
		0.00		0.00	30,507.49	276.41	40,178.86	-9,671.37	5,699.19	-15,370.56	

Total For Fund	584:										
		3,364.53		0.00	30,694.65	276.41	43,731.69	-9,672.51	5,699.19	-15,371.70	
587	9023	EARLY CHILDHOOD									
		5,194.82		0.00	9,156.91	0.00	14,351.85	-0.12	0.00	-0.12	
587	9024	EARLY CHILDHOOD									
		0.00		0.00	21,332.42	3,353.72	32,120.41	-10,787.99	2,625.45	-13,413.44	
587	9123	ARP IDEA EARLY ED									
		0.00		0.00	3,031.29	0.00	2,992.31	38.98	2,439.98	-2,401.00	

Total For Fund	587:										
		5,194.82		0.00	33,520.62	3,353.72	49,464.57	-10,749.13	5,065.43	-15,814.56	
590	9022	TITLE II-A									
		-1,558.14		0.00	0.00	0.00	812.45	-2,370.59	0.00	-2,370.59	
590	9023	TITLE II-A									
		-1,861.36		0.00	35,787.58	0.00	33,926.22	0.00	0.00	0.00	
590	9024	TITLE II-A									
		0.00		0.00	99,040.17	1,877.61	121,019.71	-21,979.54	19,102.34	-41,081.88	

Total For Fund	590:										
		-3,419.50		0.00	134,827.75	1,877.61	155,758.38	-24,350.13	19,102.34	-43,452.47	
599	9022	NSLP EQUIP ASSIST									
		339.35		0.00	0.00	0.00	0.00	339.35	0.00	339.35	

POWERSCHOOL
DATE: 06/11/2024
TIME: 09:25:27
SELECTION CRITERIA : ALL

MEDINA CITY SCHOOLS
OH Cash Position Report

ACCOUNTING PERIOD : 11/24

FUND	SCC	DESCRIPTION BEGIN BALANCE	MTD RECEIPTS	FYTD RECEIPTS	MTD EXPENDITURES	FYTD EXPENDITURES	CURRENT FUND BALANCE	CURRENT ENCUMBRANCE	UNENCUMBERED FUND BALANCE

599	9023	OFCC SAFETY/SECURITY 152,521.48	0.00	0.00	-300.00	118,540.98	33,980.50	33,990.50	-10.00

Total For Fund 599:		152,860.83	0.00	0.00	-300.00	118,540.98	34,319.85	33,990.50	329.35

GRAND TOTALS:		59,080,610.63	7,416,939.03	115,412,438.21	9,576,117.00	115,649,582.76	58,843,466.08	9,059,290.65	49,784,175.43

POWERSCHOOL
DATE: 06/11/2024
TIME: 09:25:27
SELECTION CRITERIA : ALL

MEDINA CITY SCHOOLS
OH Cash Position Report

PAGE NUMBER: 21

ACCOUNTING PERIOD : 11/24

FUND	SCC	DESCRIPTION BEGIN BALANCE	MTD RECEIPTS	FYTD RECEIPTS	MTD EXPENDITURES	FYTD EXPENDITURES	CURRENT FUND BALANCE	CURRENT ENCUMBRANCE	UNENCUMBERED FUND BALANCE
001		25,195,142.69	4,424,873.64	76,438,674.19	6,072,958.35	72,813,672.39	28,820,144.49	3,133,196.22	25,686,948.27
002		3,690,068.83	242,561.48	5,510,823.91	684,055.99	5,951,786.61	3,249,106.13	331,493.95	2,917,612.18
003		597,726.83	0.00	130,000.00	1,087.50	428,820.70	298,906.13	114,614.50	184,291.63
006		1,282,170.06	270,443.74	2,619,007.88	227,930.15	2,455,914.55	1,445,263.39	269,398.93	1,175,864.46
007		47,115.46	376.13	23,507.48	500.00	500.00	70,122.94	22,000.00	48,122.94
008		784,829.74	0.00	144,177.02	0.00	0.00	929,006.76	51,500.00	877,506.76
009		179,466.55	13,094.19	315,814.83	22,066.85	193,935.18	301,346.20	165,104.95	136,241.25
014		740,016.01	125,085.20	1,128,439.30	124,042.89	1,367,202.07	501,253.24	91,471.27	409,781.97
016		14,777,716.57	47,806.97	7,155,515.83	846,669.04	9,808,220.27	12,125,012.13	169,149.18	11,955,862.95
018		922,742.95	51,703.86	265,476.97	17,802.67	266,248.85	921,971.07	126,744.60	795,226.47
019		42,943.47	0.00	0.00	725.00	5,950.00	36,993.47	475.00	36,518.47
020		167,634.78	0.00	6,071.61	40.08	1,542.30	172,164.09	3,457.70	168,706.39
022		78,610.12	2,762.00	26,933.05	0.00	20,395.92	85,147.25	6,773.16	78,374.09
024		5,097,578.45	1,000,343.65	10,927,735.78	970,067.56	11,823,372.03	4,201,942.20	1,045,334.29	3,156,607.91

POWERSCHOOL
DATE: 06/11/2024
TIME: 09:25:27
SELECTION CRITERIA : ALL

MEDINA CITY SCHOOLS
OH Cash Position Report

ACCOUNTING PERIOD : 11/24

FUND	SCC	DESCRIPTION BEGIN BALANCE	MTD RECEIPTS	FYTD RECEIPTS	MTD EXPENDITURES	FYTD EXPENDITURES	CURRENT FUND BALANCE	CURRENT ENCUMBRANCE	UNENCUMBERED FUND BALANCE
027		517,470.87	13,042.78	155,335.43	8,313.76	237,766.21	435,040.09	92,372.05	342,668.04
071		3,479,546.49	1,132,121.21	4,337,995.07	30,555.66	2,776,796.60	5,040,744.96	1,774,572.43	3,266,172.53
200		530,660.99	60,620.53	242,615.68	18,178.34	196,670.00	576,606.67	99,126.77	477,479.90
300		390,212.52	27,045.93	1,302,236.55	29,432.50	1,242,204.50	450,244.57	110,847.23	339,397.34
401		137,205.03	1,016.10	824,099.83	52,482.58	771,246.77	190,058.09	118,948.74	71,109.35
432		0.80	0.00	0.00	0.00	0.00	0.80	0.00	0.80
450		1.00	0.00	0.00	0.00	0.00	1.00	0.00	1.00
451		26,382.50	0.00	21,972.83	0.00	0.00	48,355.33	0.00	48,355.33
452		66.15	0.00	0.00	0.00	0.00	66.15	0.00	66.15
467		618.49	0.00	0.00	0.00	0.00	618.49	0.00	618.49
499		18,246.10	0.00	45,551.66	10,447.77	34,867.85	28,929.91	3,361.25	25,568.66
506		950.00	0.00	0.00	0.00	0.00	950.00	0.00	950.00
507		3,903.62	0.00	2,321,471.13	262,791.41	2,369,260.66	-43,885.91	1,159,281.35	-1,203,167.26
516		171,882.48	0.00	804,738.88	136,372.11	1,855,317.30	-878,695.94	68,855.54	-947,551.48

POWERSCHOOL
DATE: 06/11/2024
TIME: 09:25:27
SELECTION CRITERIA : ALL

MEDINA CITY SCHOOLS
OH Cash Position Report

ACCOUNTING PERIOD : 11/24

FUND	SCC	DESCRIPTION BEGIN BALANCE	MTD RECEIPTS	FYTD RECEIPTS	MTD EXPENDITURES	FYTD EXPENDITURES	CURRENT FUND BALANCE	CURRENT ENCUMBRANCE	UNENCUMBERED FUND BALANCE
551		3,514.13	4,041.62	9,480.87	5,886.21	7,788.68	5,206.32	2,200.00	3,006.32
572		38,186.27	0.00	455,719.41	48,502.84	652,607.70	-158,702.02	35,154.08	-193,856.10
584		3,364.53	0.00	30,694.65	276.41	43,731.69	-9,672.51	5,699.19	-15,371.70
587		5,194.82	0.00	33,520.62	3,353.72	49,464.57	-10,749.13	5,065.43	-15,814.56
590		-3,419.50	0.00	134,827.75	1,877.61	155,758.38	-24,350.13	19,102.34	-43,452.47
599		152,860.83	0.00	0.00	-300.00	118,540.98	34,319.85	33,990.50	329.35
GRAND TOTALS:		59,080,610.63	7,416,939.03	115,412,438.21	9,576,117.00	115,649,582.76	58,843,466.08	9,059,290.65	49,784,175.43

Medina City Schools

Check Register For

May 2024

6/11/24

10:05 AM

Check Date	Check Number	Vendor Name	Transaction Amount
05/01/2024	V755221	MEMO - MEDICAL MUTUAL	\$79,030.46
05/01/2024 - Total			\$79,030.46
05/02/2024	V755815	MEMO - A&M ENDEAVORS LLC	\$54.95
05/02/2024 - Total			\$54.95
05/06/2024	V755270	MEMO - MEDICAL MUTUAL	\$170,740.33
05/06/2024 - Total			\$170,740.33
05/07/2024	V755269	MEMO - WESTFIELD BANK	\$763.58
05/07/2024 - Total			\$763.58
05/09/2024	755187	AG-PRO OHIO LLC	\$70.09
05/09/2024	755188	APOLLO FENCE LLC	\$300.00
05/09/2024	755189	ARMSTRONG UTILITIES INC.	\$780.77
05/09/2024	755190	ACSI	\$2,160.60
05/09/2024	755191	BARBARA A GIULIVO	\$20.00
05/09/2024	755192	CANTON CITY SCHOOLS	\$70.00
05/09/2024	755193	CHASITITY GARCIA	\$550.00
05/09/2024	755194	CHRIS SMITH	\$80.00
05/09/2024	755195	CITY OF MEDINA (WATER DEPT.)	\$13,714.80
05/09/2024	755196	EMILY HUNSUCKER	\$660.00
05/09/2024	755197	FAMOUS DISTRIBUTION INC.	\$217.32
05/09/2024	755198	FEDA ALJAMAL	\$550.00
05/09/2024	755199	GIONINO'S PIZZERIA	\$108.00
05/09/2024	755200	GREAT LAKES BIOMEDICAL LLC	\$325.00
05/09/2024	755201	GREATER CLEVELAND AQUARIUM	\$418.00
05/09/2024	755202	IMAGINE LEARNING LLC	\$2,675.00
05/09/2024	755203	IMPACT GROUP PUBLIC RELATIONS	\$5,000.00
05/09/2024	755204	JILL BAYLESS'PODSIADLO	\$550.00
05/09/2024	755205	JOHN MURRAY	\$550.00
05/09/2024	755206	JONATHAN BONEZZI	\$750.00
05/09/2024	755207	JOSHUA SIZEMORE	\$1,000.00
05/09/2024	755208	JW PEPPER & SON, INC.	\$62.50
05/09/2024	755209	M-A BUILDING AND MAINTENANCE	\$5,680.00
05/09/2024	755210	MCS FOOD SERVICE DEPT.	\$47.01
05/09/2024	755211	MELANIE ULATOWSKI	\$550.00

Medina City Schools

Check Register For

May 2024

6/11/24

10:05 AM

Check Date	Check Number	Vendor Name	Transaction Amount
05/09/2024	755212	NANCY MYERS -PETTY CASHIER	\$323.82
05/09/2024	755213	OAEP	\$50.00
05/09/2024	755214	PODS ENTERPRISES, LLC	\$270.74
05/09/2024	755215	QUINN HAYDEN	\$660.00
05/09/2024	755216	RIPCHO STUDIO INC	\$95.85
05/09/2024	755217	RUMPKE OF OHIO INC	\$1,386.18
05/09/2024	755218	RYAN T LANE	\$750.00
05/09/2024	755219	SMETZER'S TIRE CENTER INC.	\$3,753.97
05/09/2024	755220	UNITED RENTALS (N AMERICA) INC	\$210.00
05/09/2024	V755125	CINTAS CORPORATION NO 2 (V-CARD)	\$1,294.82
05/09/2024	V755126	POINT SPRING & DRIVESHAFT (V-CARD)	\$1,382.45
05/09/2024	V755152	AMAZON.COM	\$138.26
05/09/2024	V755153	ANTHONY BELSITO	\$920.00
05/09/2024	V755154	ABBY JEAN BANNING	\$24.79
05/09/2024	V755155	BSN SPORTS LLC	\$72.20
05/09/2024	V755156	CARA H ALLER	\$1,056.00
05/09/2024	V755157	CARDINAL BUS SALES & SERV INC	\$162.78
05/09/2024	V755158	CHRISTIA MATTEY	\$2,818.68
05/09/2024	V755159	CROSS THREAD SOLUTIONS LLC	\$144.20
05/09/2024	V755160	DATA RECOGNITION CORP.	\$86.80
05/09/2024	V755161	TIFFANY IRENE EMERSON-KOSMAN	\$32.16
05/09/2024	V755162	ENTERPRISE FM TRUST	\$9,244.61
05/09/2024	V755163	SHELLY A JANSEN	\$94.47
05/09/2024	V755164	KINGS III EMERGENCY COMMUNICATIONS	\$274.19
05/09/2024	V755165	MICHELLE ELIZABETH LEWANDOWSKI	\$50.65
05/09/2024	V755166	MARY HAWK	\$19.00
05/09/2024	V755167	MICHAEL L WESNER	\$150.00
05/09/2024	V755168	MUSIC AND ARTS	\$1,919.13
05/09/2024	V755169	NAPA AUTO PARTS	\$15.90
05/09/2024	V755170	NAVIGATE360, LLC	\$6,727.06
05/09/2024	V755171	OTC BRANDS INC	\$159.96
05/09/2024	V755172	P & A ADMINISTRATIVE SERVICES	\$1,030.20
05/09/2024	V755173	MICHAEL J PAFFUMI	\$45.02

Medina City Schools

Check Register For

May 2024

6/11/24

10:05 AM

Check Date	Check Number	Vendor Name	Transaction Amount
05/09/2024	V755174	PIONEER MANUFACTURING COMPANY	\$656.43
05/09/2024	V755175	QUILL CORPORATION	\$417.98
05/09/2024	V755176	REINHARDT SUPPLY COMPANY	\$1,624.63
05/09/2024	V755177	KAYLA MARIE RODRIGUEZ	\$20.30
05/09/2024	V755178	SHELLEY A. MACK	\$993.75
05/09/2024	V755179	SPORTSWORLD CUSTOM IMPRINTED APP	\$148.50
05/09/2024	V755180	STERLING PAPER CO	\$1,162.01
05/09/2024	V755181	SUZANNE R PRICE	\$3,116.38
05/09/2024	V755182	HAYDEN CHANDLER TALLEY	\$16.88
05/09/2024	V755183	TARA LOCHER	\$170.00
05/09/2024	V755184	TK ELEVATOR CORP. (V-CARD)	\$12,459.82
05/09/2024	V755185	BRYCE WOOD	\$500.00
05/09/2024	V755186	WRAPAROUND EXPERTS, LLC	\$8,240.00
05/09/2024 - Total			\$101,779.66
05/10/2024	1022147	F.C.P.E	\$130.00
05/10/2024	1022148	KIDS FIRST	\$12.00
05/10/2024	1022149	OAPSE	\$4,307.96
05/10/2024	1022150	KEITH L RUCINSKI, CHAPTER 13 TRSTEE	\$1,114.62
05/10/2024	1022151	OHIO EDUCATION ASSOCIATION	\$369.54
05/10/2024	1022152	PEOPLE QUALIFIED COMMITTEE	\$15.41
05/10/2024	755251	CLEVELAND MUSEUM OF NAT.HIST.	\$860.00
05/10/2024	755252	COCA COLA BOTTLING CO CSLDT	\$579.03
05/10/2024	755253	EDVOTEK, INC.	\$277.75
05/10/2024	755254	ELEVATE LEARNING, LLC	\$3,211.25
05/10/2024	755255	GRANT MAKING SERVICES, INC.	\$425.00
05/10/2024	755256	GRIZZLY AUTO & TIRE	\$28.35
05/10/2024	755257	JW PEPPER & SON, INC.	\$152.98
05/10/2024	755258	KIMBALL MIDWEST	\$32.00
05/10/2024	755259	MACKIN BOOK COMPANY	\$568.12
05/10/2024	755260	MCS FOOD SERVICE DEPT.	\$739.21
05/10/2024	755261	MEDINA CITY SCHOOLS	\$58,534.36
05/10/2024	755262	MEDINA FARMERS EXCHANGE CO INC	\$400.00
05/10/2024	755263	ALFRED NICKLES BAKERY INC	\$315.65

Medina City Schools

Check Register For

May 2024

6/11/24

10:05 AM

Check Date	Check Number	Vendor Name	Transaction Amount
05/10/2024	755264	NORTH GATEWAY TIRE CO INC	\$29.02
05/10/2024	755265	SCHOOL OUTLET	\$1,534.67
05/10/2024	755266	STANDARD WELDING & STEEL PRODUCTS	\$44.35
05/10/2024	755267	W W WILLIAMS COMPANY LLC	\$2,853.77
05/10/2024	755268	WELLINGTON IMPLEMENT CO. INC.	\$140.66
05/10/2024	V1022132	MEMO-FLEXSAVE	\$12,375.99
05/10/2024	V1022133	MEDINA CITY SCHOOLS FOUNDATION	\$64.00
05/10/2024	V1022134	MEMO - SERS - BOARD	\$61,247.26
05/10/2024	V1022135	MEMO - STRS - BOARD	\$253,663.71
05/10/2024	V1022136	MEMO -EFTPS - TAXES	\$254,753.64
05/10/2024	V1022137	MEMO -MEDINA CITY SCHOOLS	\$488,181.29
05/10/2024	V1022138	MEMO MET LIFE INSURANCE	\$5,142.14
05/10/2024	V1022139	MEMO --S E R S - EMPLOYEE	\$44,258.68
05/10/2024	V1022140	MEMO --S T R S - EMPLOYEE	\$265,019.01
05/10/2024	V1022141	OHIO BUSINESS GATEWAY	\$47,043.38
05/10/2024	V1022142	OHIO CHILD SUPPORT PAYMENT CENTRAL	\$1,352.09
05/10/2024	V1022143	OHIO DEFERRED COMPENSATION -MEMO	\$11,290.37
05/10/2024	V1022144	MEMO - OMNI	\$35,426.69
05/10/2024	V1022145	TRUSTMARK VOLUNTARY BENEFITS	\$1,592.67
05/10/2024	V1022146	UNITED WAY MEDINA & SUMMIT CO	\$135.24
05/10/2024	V755222	CINTAS CORPORATION NO 2 (V-CARD)	\$318.66
05/10/2024	V755223	TK ELEVATOR CORP. (V-CARD)	\$12,459.82
05/10/2024	V755224	ACHIEVEMENT ADVANTAGE	\$3,300.00
05/10/2024	V755226	AMAZON.COM	\$6,786.75
05/10/2024	V755227	AVALON FOODSERVICE INC	\$4,631.22
05/10/2024	V755228	BLICK ART MATERIALS LLC	\$920.81
05/10/2024	V755229	NEW DAIRY HOLDCO LLC.	\$2,477.25
05/10/2024	V755230	BSN SPORTS LLC	\$8,579.64
05/10/2024	V755231	CARDINAL BUS SALES & SERV INC	\$2,435.08
05/10/2024	V755232	CAROLINA BIOLOGICAL SUPPLY CO.	\$270.96
05/10/2024	V755233	CDWG	\$4,325.60
05/10/2024	V755234	CENTERRA CO-OP	\$93.64
05/10/2024	V755235	CLEVELAND CLINIC CENTER	\$23,855.39

Medina City Schools

Check Register For

May 2024

6/11/24

10:05 AM

Check Date	Check Number	Vendor Name	Transaction Amount
05/10/2024	V755236	CUMMINS SALES AND SERVICE	\$7,977.11
05/10/2024	V755237	DAMON INDUSTRIES INC	\$617.30
05/10/2024	V755238	GOODWILL INDUSTRIES AKRON INC	\$5,416.13
05/10/2024	V755239	HERSHEY CREAMERY CO	\$230.96
05/10/2024	V755240	LORI S KELLY	\$1,426.00
05/10/2024	V755241	LUKE BRILL	\$1,007.50
05/10/2024	V755242	TRACY ANN MACHALEC	\$70.75
05/10/2024	V755243	SHARON L OLTERSDORF	\$143.38
05/10/2024	V755244	OSPA-OHIO SCHOOL PSYCHOLOGISTS	\$230.00
05/10/2024	V755245	PIONEER DRAMA SERVICE INC	\$55.00
05/10/2024	V755246	QUILL CORPORATION	\$658.19
05/10/2024	V755247	SPORTSWORLD CUSTOM IMPRINTED APP	\$152.00
05/10/2024	V755248	SWANK MOVIE LICENSING USA	\$558.00
05/10/2024	V755249	WEST MUSIC COMPANY INC	\$90.68
05/10/2024	V755250	WHITE HOUSE ARTESIAN SPRINGS	\$26.00
05/10/2024 - Total			\$1,647,335.68
05/13/2024	V755271	MEMO - MEDICAL MUTUAL	\$292,007.00
05/13/2024	V755273	GORDON FOOD SERVICE	\$19,664.59
05/13/2024	V755327	MEMO-CAPITAL ONE	\$23,164.66
05/13/2024	V755328	TREASURER STATE OF OHIO	\$709.00
05/13/2024	V755329	MEMO-CAPITAL ONE	\$709.00
05/13/2024 - Total			\$336,254.25
05/16/2024	755298	A-KOBAK CONTAINER COMPANY INC.	\$695.00
05/16/2024	755299	CHRISTINE LIVINGSTON -PETTY CASHIER	\$158.14
05/16/2024	755300	CINTAS FIRE PROTECTION	\$412.00
05/16/2024	755301	CROWN TROPHY OF MEDINA	\$234.00
05/16/2024	755302	EASTERN OHIO NSDA	\$100.00
05/16/2024	755303	ELEVATE LEARNING, LLC	\$2,392.50
05/16/2024	755304	GREAT LAKES BIOMEDICAL LLC	\$400.00
05/16/2024	755305	GREEN LOCAL SCHOOLS	\$150.00
05/16/2024	755306	KENT STATE UNIVERSITY	\$305.00
05/16/2024	755307	LAWSON PRODUCTS INC	\$269.73
05/16/2024	755308	LEARNWELL	\$64.84

Medina City Schools

Check Register For

May 2024

6/11/24

10:05 AM

Check Date	Check Number	Vendor Name	Transaction Amount
05/16/2024	755309	MACKIN BOOK COMPANY	\$57.73
05/16/2024	755310	MALLEY'S CHOCOLATES	\$1,512.00
05/16/2024	755311	MEDINA CITY SCHOOLS - BUSINESS DEPT	\$1,823.02
05/16/2024	755312	MONTVILLE POLICE DEPARTMENT	\$702.00
05/16/2024	755313	NORTON CITY SCHOOL DISTRICT	\$100.00
05/16/2024	755314	OASBO - FIVE COUNTY	\$15.00
05/16/2024	755315	OHIO EDISON COMPANY	\$84,968.58
05/16/2024	755316	STANDARD WELDING & STEEL PRODUCTS	\$106.98
05/16/2024	755317	STAPLES INC	\$99.55
05/16/2024	755318	VERIZON WIRELESS	\$51.92
05/16/2024	755319	WOLFF BROS. SUPPLY INC.	\$2,175.00
05/16/2024	V755274	CINTAS CORPORATION NO 2 (V-CARD)	\$67.25
05/16/2024	V755275	ROBERT J. VERNAK (V-CARD)	\$492.00
05/16/2024	V755276	AGM ENERGY SERVICES, LLC	\$17,951.20
05/16/2024	V755278	AMAZON.COM	\$5,821.35
05/16/2024	V755279	ARKAY FLORALS - FLOWER GALLERY	\$40.00
05/16/2024	V755280	CARDINAL BUS SALES & SERV INC	\$670.80
05/16/2024	V755281	CAROLINA BIOLOGICAL SUPPLY CO.	\$241.23
05/16/2024	V755282	CENTERRA CO-OP	\$18,324.50
05/16/2024	V755283	ENTERPRISE FM TRUST	\$9,360.35
05/16/2024	V755284	FANNING/HOWEY ASSOCIATES INC.	\$4,000.00
05/16/2024	V755285	FRONTLINE TECHNOLOGIES GROUP LLC.	\$16,835.62
05/16/2024	V755286	HD SUPPLY FACILITIES MAINTENANCE	\$42.55
05/16/2024	V755287	MCMASTER-CARR SUPPLY COMPANY	\$228.51
05/16/2024	V755288	MEDINA SIGNS, INC.	\$350.00
05/16/2024	V755289	MICHAEL L WESNER	\$2,428.99
05/16/2024	V755290	MUSIC AND ARTS	\$455.88
05/16/2024	V755291	NAPA AUTO PARTS	\$149.47
05/16/2024	V755292	NOREDINK CORP.	\$2,250.00
05/16/2024	V755293	REINHARDT SUPPLY COMPANY	\$1,984.00
05/16/2024	V755294	STANTON'S SHEET MUSIC INC	\$57.13
05/16/2024	V755295	AMICO LLC	\$3,085.00
05/16/2024	V755296	USA CUSTOM APPAREL LLC	\$1,023.00

Medina City Schools

Check Register For

May 2024

6/11/24

10:05 AM

Check Date	Check Number	Vendor Name	Transaction Amount
05/16/2024	V755297	WARD'S SCIENCE	\$330.68
05/16/2024	V755298	WEST MUSIC COMPANY INC	\$25.05
05/16/2024 - Total			\$183,007.55
05/20/2024	755353	PEPSI CO BEVERAGE SALES LLC	\$1,244.86
05/20/2024	755354	CATHARINE M FAFRAK	\$150.00
05/20/2024	755355	CHROMEBOOKPARTS.COM	\$2,549.00
05/20/2024	755356	CLEVELAND COMMUNICATIONS INC	\$200.00
05/20/2024	755357	CLEVELAND PLUMBING SUPPLY CO.	\$101.18
05/20/2024	755358	COLUMBIA GAS OF OHIO INC	\$261.85
05/20/2024	755359	CRANDALL COMPANY INC	\$419.85
05/20/2024	755360	CROWN TROPHY OF MEDINA	\$453.00
05/20/2024	755361	DOMINICS PIZZA & JO JO'S BAR	\$114.98
05/20/2024	755362	GCL EDUCATION SERVICES LLC.	\$2,975.00
05/20/2024	755363	MCS FOOD SERVICE DEPT.	\$66.08
05/20/2024	755364	MIDLAND HARDWARE COMPANY	\$123.93
05/20/2024	755365	NATIONAL BUSINESS INSTITUTE	\$1,998.00
05/20/2024	755366	NORTH GATEWAY TIRE CO INC	\$455.96
05/20/2024	755367	RIPCHO STUDIO INC	\$723.75
05/20/2024	755368	STANDARD WELDING & STEEL PRODUCTS	\$106.98
05/20/2024	755369	WELLINGTON IMPLEMENT CO. INC.	\$220.92
05/20/2024	V755330	CINTAS CORPORATION NO 2 (V-CARD)	\$507.93
05/20/2024	V755331	POINT SPRING & DRIVESHAFT (V-CARD)	\$521.38
05/20/2024	V755332	ANTHONY BELSITO	\$550.00
05/20/2024	V755333	AVALON FOODSERVICE INC	\$5,133.67
05/20/2024	V755334	BLICK ART MATERIALS LLC	\$364.42
05/20/2024	V755335	JUSTIN S BRANTNER	\$552.70
05/20/2024	V755336	DATA RECOGNITION CORP.	\$6,221.46
05/20/2024	V755337	DB ENTERTAINMENT GROUP LLC	\$1,999.00
05/20/2024	V755338	ESC OF MEDINA COUNTY	\$60.00
05/20/2024	V755339	HERSHEY CREAMERY CO	\$1,599.04
05/20/2024	V755340	JAY H BERK PHD & ASSOC	\$2,310.00
05/20/2024	V755341	LAKESHORE LEARNING MATERIALS LLC	\$2,662.18
05/20/2024	V755342	MCMaster-CARR SUPPLY COMPANY	\$226.99

Medina City Schools

Check Register For

May 2024

6/11/24

10:05 AM

Check Date	Check Number	Vendor Name	Transaction Amount
05/20/2024	V755343	MEGAN RENEE MONTGOMERY	\$20.30
05/20/2024	V755344	NICHOLAS BRANDON MACLARREN	\$475.00
05/20/2024	V755345	JESSICA LYNN NIEMANTSVERDIET	\$25.85
05/20/2024	V755346	QUILL CORPORATION	\$24.64
05/20/2024	V755347	ROJEN COMPANY	\$42.34
05/20/2024	V755348	SCOTT SCRIVEN LLP	\$7,491.50
05/20/2024	V755349	DANIEL JOSEPH SMITH	\$25.26
05/20/2024	V755350	SPORTSWORLD CUSTOM IMPRINTED APP	\$639.00
05/20/2024	V755351	TARA LOCHER	\$50.00
05/20/2024	V755352	TRANSPORTATION ACCESSORIES CO, INC.	\$167.79
05/20/2024	V755370	MEMO - MEDICAL MUTUAL	\$119,414.20
05/20/2024 - Total			\$163,249.99
05/21/2024	V755371	MEMO MET LIFE INSURANCE	\$3,498.60
05/21/2024 - Total			\$3,498.60
05/23/2024	755765	ANITA PELTON	\$23.50
05/23/2024	755766	APPLE INC.	\$3,398.00
05/23/2024	755767	AQUACLEAR	\$50.00
05/23/2024	755768	BALDWIN WALLACE UNIVERSITY	\$500.00
05/23/2024	755769	BARKER FAMILY ENTERTAINMENT	\$435.00
05/23/2024	755770	BEREA-MIDPARK HIGH SCHOOL ATH BOOST	\$350.00
05/23/2024	755771	BUEHLER'S FRESH FOODS	\$169.48
05/23/2024	755772	CEDAR POINT SPORTS PARK	\$400.00
05/23/2024	755773	COLUMBIA GAS OF OHIO INC	\$6,113.39
05/23/2024	755774	COVENTRY LOCAL SCHOOL DISTRICT	\$200.00
05/23/2024	755775	CYNTHIA VITKO	\$27.89
05/23/2024	755776	EDUCATIONAL SERVICE CENTER OF NE OH	\$44,480.00
05/23/2024	755777	ELEVATE LEARNING, LLC	\$1,442.50
05/23/2024	755778	ELYRIA CATHOLIC HIGH SCHOOL	\$300.00
05/23/2024	755779	EMILY HUNSUCKER	\$2,870.00
05/23/2024	755780	GIONINO'S PIZZERIA	\$34.00
05/23/2024	755781	HIGHLAND LOCAL SCHOOLS	\$200.00
05/23/2024	755782	HOME DEPOT CREDIT SERVICES	\$883.40
05/23/2024	755783	INSECT LORE PRODUCTS	\$236.89

Medina City Schools

Check Register For

May 2024

6/11/24

10:05 AM

Check Date	Check Number	Vendor Name	Transaction Amount
05/23/2024	755784	JANICE HENSLEY	\$880.00
05/23/2024	755785	JENNIFER KAFFEN	\$7.00
05/23/2024	755786	KELLY POLASKO	\$60.00
05/23/2024	755787	KEVA PLANKS EDUCATION	\$1,645.90
05/23/2024	755788	LIESL EMRIKIAN	\$52.95
05/23/2024	755789	LORAIN COUNTY COMM. COLLEGE	\$450.00
05/23/2024	755790	MARS ELECTRIC CO.	\$71.25
05/23/2024	755791	MCS FOOD SERVICE DEPT.	\$1,903.03
05/23/2024	755792	MEDINA CITY SCHOOLS	\$1,140.00
05/23/2024	755793	MICHELLE KUPEC	\$21.80
05/23/2024	755794	MINDY INGLE	\$90.00
05/23/2024	755795	ALFRED NICKLES BAKERY INC	\$431.66
05/23/2024	755796	QUINN HAYDEN	\$650.00
05/23/2024	755797	REALLY GOOD STUFF LLC	\$1,102.90
05/23/2024	755798	RICE UNIVERSITY	\$645.00
05/23/2024	755799	RIPCHO STUDIO INC	\$573.10
05/23/2024	755800	ROSSANNA TORRES	\$1,739.30
05/23/2024	755801	ROXANNE HAGGARD	\$0.90
05/23/2024	755802	SC STRATEGIC SOLUTIONS LLC	\$345.00
05/23/2024	755803	SHIFFLER EQUIPMENT SALES INC	\$69.93
05/23/2024	755804	SMITH BROTHERS INC.	\$27.00
05/23/2024	755805	STACY STRAW	\$9.30
05/23/2024	755806	SUEVER ELECTRIC, LLC.	\$40,000.00
05/23/2024	755807	UNITED RENTALS (N AMERICA) INC	\$278.00
05/23/2024	755808	URSULINE COLLEGE	\$500.00
05/23/2024	755809	VERMILION LOCAL SCHOOL DISTRICT	\$150.00
05/23/2024	755810	VISION IMPAIRED EDUCATION SERVICES	\$2,271.25
05/23/2024	755811	WELLINGTON IMPLEMENT CO. INC.	\$239.99
05/23/2024	755812	WENDY CHASAR	\$33.30
05/23/2024	755813	WILLIAM H SADLIER INC.	\$2,484.33
05/23/2024	755814	WOLFF BROS. SUPPLY INC.	\$338.40
05/23/2024	V755732	CINTAS CORPORATION NO 2 (V-CARD)	\$909.74
05/23/2024	V755733	FOLLETT SCHOOL SOLUTIONS (V-CARD)	\$41.90

Medina City Schools

Check Register For

May 2024

6/11/24

10:05 AM

Check Date	Check Number	Vendor Name	Transaction Amount
05/23/2024	V755734	AGM ENERGY SERVICES, LLC	\$35,902.40
05/23/2024	V755735	AGPARTS WORLDWIDE INC	\$99.75
05/23/2024	V755736	AIRGAS USA LLC	\$39.86
05/23/2024	V755737	AKRON CHILDRENS HOSPITAL	\$52,192.09
05/23/2024	V755738	ALAN T ROLAND	\$300.00
05/23/2024	V755740	AMAZON.COM	\$4,767.67
05/23/2024	V755741	ANTHONY BELSITO	\$440.00
05/23/2024	V755742	ARKAY FLORALS - FLOWER GALLERY	\$40.00
05/23/2024	V755743	BARNES & NOBLE BOOKSELLERS	\$2,973.48
05/23/2024	V755744	BRICKER GRAYDON LLP	\$2,000.00
05/23/2024	V755745	BSN SPORTS LLC	\$4,877.00
05/23/2024	V755746	AMY LYNN BUSBY	\$151.42
05/23/2024	V755747	CAPP USA INC.	\$995.00
05/23/2024	V755748	CAROLINA BIOLOGICAL SUPPLY CO.	\$49.01
05/23/2024	V755749	DAWN PROKOP	\$2,114.00
05/23/2024	V755750	SANDRA LEE DEBNAR	\$96.35
05/23/2024	V755751	ESC OF MEDINA COUNTY	\$56.16
05/23/2024	V755752	GRAINGER SUPPLY CO	\$329.62
05/23/2024	V755753	HOUGHTON MIFFLIN HARCOURT	\$884.00
05/23/2024	V755754	JOSTENS INC	\$605.00
05/23/2024	V755755	LLA THERAPY LLC.	\$50,584.21
05/23/2024	V755756	MUSIC AND ARTS	\$4,569.00
05/23/2024	V755757	OTC BRANDS INC	\$181.46
05/23/2024	V755758	PETERS KALAIL & MARKAKIS CO	\$2,294.50
05/23/2024	V755759	PSI AFFILIATES INC.	\$16,239.83
05/23/2024	V755760	QUENCH USA, INC.	\$59.95
05/23/2024	V755761	QUILL CORPORATION	\$6,124.97
05/23/2024	V755762	RIVERSIDE INSIGHTS	\$1,100.83
05/23/2024	V755763	SCHOOL SPECIALTY, LLC.	\$291.14
05/23/2024	V755764	THE PROPHET CORPORATION	\$716.68
05/23/2024 - Total			\$312,352.36
05/24/2024	1023176	CENTRAL COLLECTION AGENCY	\$110.82
05/24/2024	1023177	CITY OF AKRON	\$198.34

Medina City Schools

Check Register For

May 2024

6/11/24

10:05 AM

Check Date	Check Number	Vendor Name	Transaction Amount
05/24/2024	1023178	CITY OF BRUNSWICK	\$260.27
05/24/2024	1023179	F.C.P.E	\$130.00
05/24/2024	1023180	KIDS FIRST	\$12.00
05/24/2024	1023181	OAPSE	\$4,326.61
05/24/2024	1023182	KEITH L RUCINSKI, CHAPTER 13 TRSTEE	\$1,114.62
05/24/2024	1023183	OHIO EDUCATION ASSOCIATION	\$369.54
05/24/2024	1023184	PEOPLE QUALIFIED COMMITTEE	\$15.41
05/24/2024	1023185	R.I.T.A.	\$55,212.16
05/24/2024	755819	COLUMBIA GAS OF OHIO INC	\$49.64
05/24/2024	755820	DANIELLE TISLER	\$546.75
05/24/2024	755821	HEK MEDINA, LLC	\$6,000.00
05/24/2024	755822	LEARNING WITHOUT TEARS	\$148.50
05/24/2024	755823	STANDARD WELDING & STEEL PRODUCTS	\$3,250.00
05/24/2024	755824	UCP OF GREATER CLEVELAND	\$9,450.00
05/24/2024	V1023159	MEMO-FLEXSAVE	\$12,374.51
05/24/2024	V1023160	MEDINA CITY SCHOOLS FOUNDATION	\$64.00
05/24/2024	V1023161	MEDINA CITY TEACHERS ASSOC	\$39,963.23
05/24/2024	V1023162	MEMO - SERS - BOARD	\$63,338.21
05/24/2024	V1023163	MEMO - STRS - BOARD	\$263,526.44
05/24/2024	V1023164	MEMO -EFTPS - TAXES	\$270,293.66
05/24/2024	V1023165	MEMO -MEDINA CITY SCHOOLS	\$488,510.50
05/24/2024	V1023166	MEMO --S E R S - EMPLOYEE	\$45,875.00
05/24/2024	V1023167	MEMO --S T R S - EMPLOYEE	\$275,241.29
05/24/2024	V1023168	OHIO BUSINESS GATEWAY	\$49,529.52
05/24/2024	V1023169	OHIO CHILD SUPPORT PAYMENT CENTRAL	\$1,352.09
05/24/2024	V1023170	OHIO DEFERRED COMPENSATION -MEMO	\$11,155.37
05/24/2024	V1023171	MEMO - OMNI	\$35,426.69
05/24/2024	V1023172	SCHOOL DISTRICT INCOME TAX	\$3,014.75
05/24/2024	V1023173	TRUSTMARK VOLUNTARY BENEFITS	\$1,592.67
05/24/2024	V1023174	UNITED WAY MEDINA & SUMMIT CO	\$135.24
05/24/2024	V1023175	WORKERS COMP MEMO	\$13,042.78
05/24/2024	V755816	ANTHONY BELSITO	\$330.00
05/24/2024	V755817	JOHNSON CONTROLS FIRE PROT	\$1,645.90

Medina City Schools

Check Register For

May 2024

6/11/24

10:05 AM

Check Date	Check Number	Vendor Name	Transaction Amount
05/24/2024	V755818	SPORTSPLEX RENTALS	\$8,891.00
05/24/2024 - Total			\$1,666,497.51
05/28/2024	755825	AMANDA GINNARD	\$1,192.87
05/28/2024	755826	ASHLEY CSEPE	\$1,192.87
05/28/2024	755827	BALAMURUGAN LAE CHIMANAN	\$596.43
05/28/2024	755828	BRETT GEBHART	\$596.43
05/28/2024	755829	BRIANNA & DAVID FUNK	\$1,192.87
05/28/2024	755830	CHANCEY MONTANG	\$1,192.87
05/28/2024	755831	CHRISTINE BRETTHAUER	\$1,192.87
05/28/2024	755832	DAVID TUCK	\$596.43
05/28/2024	755833	ERIN HAYES	\$596.43
05/28/2024	755834	JAMIE WINEBRENNER	\$596.43
05/28/2024	755835	KATHERINE LEMKE	\$1,192.87
05/28/2024	755836	KATHRYN RUSSO	\$596.43
05/28/2024	755837	KAYLA THIELE	\$596.43
05/28/2024	755838	KELLY REINARTZ	\$596.43
05/28/2024	755839	KURTIS TYLER FORSTNER	\$596.43
05/28/2024	755840	LAURA HARTSEL	\$1,192.87
05/28/2024	755841	LAURA TINKER	\$596.43
05/28/2024	755842	MADALYNNE VANBOXEL	\$596.43
05/28/2024	755843	MARYANN & JONATHAN SIEFKER	\$596.43
05/28/2024	755844	MEGHAN CRUM	\$596.43
05/28/2024	755845	MEHMET ERAY TULAY	\$596.43
05/28/2024	755846	MELANIE WALTER	\$596.43
05/28/2024	755847	NATHAN MATUSZEWSKI	\$596.43
05/28/2024	755848	SANDRA OR LLOYD ROSS	\$596.43
05/28/2024	755849	SARA & LOUIS RAGONE	\$1,192.87
05/28/2024	755850	STEVEN MOORE	\$596.43
05/28/2024	755851	STEVEN TYNESKI	\$596.43
05/28/2024	755852	TONYA BEACH FULLER	\$1,192.87
05/28/2024	V755938	SYSCO CLEVELAND INC	\$63,228.83
05/28/2024	V755948	MEMO - MEDICAL MUTUAL	\$243,892.04
05/28/2024 - Total			\$329,188.87

Medina City Schools

Check Register For

May 2024

6/11/24

10:05 AM

Check Date	Check Number	Vendor Name	Transaction Amount
05/30/2024	755892	95 PERCENT GROUP INC.	\$107.80
05/30/2024	755893	ADVANCE AUTO PARTS	\$149.40
05/30/2024	755894	AG DESIGN, INC	\$1,660.00
05/30/2024	755895	AMF BOWLING CENTERS, INC.	\$2,153.75
05/30/2024	755896	APPLE INC.	\$245.00
05/30/2024	755897	ARMSTRONG UTILITIES INC.	\$780.77
05/30/2024	755898	BARKER FAMILY ENTERTAINMENT	\$770.00
05/30/2024	755899	BELLEFAIRE JEWISH CHILDREN'S	\$3,898.20
05/30/2024	755900	PEPSI CO BEVERAGE SALES LLC	\$1,145.47
05/30/2024	755901	CHRIS SMITH	\$100.00
05/30/2024	755902	CHROMEBOOKPARTS.COM	\$5,098.00
05/30/2024	755903	CITY OF MEDINA (WATER DEPT.)	\$267.45
05/30/2024	755904	CITY OF MEDINA (FINANCE DEPT.)	\$1,740.70
05/30/2024	755905	THE CLEVELAND CLINIC FOUNDATION	\$75.00
05/30/2024	755906	DIAMOND FUNDRAISING	\$504.90
05/30/2024	755907	FEEDING MEDINA COUNTY	\$476.47
05/30/2024	755908	FRONTIER NORTH INC	\$393.01
05/30/2024	755909	GOODTIME III	\$700.00
05/30/2024	755910	HARRISON FORD INC	\$324.50
05/30/2024	755911	HOME SCIENCE TOOLS	\$105.90
05/30/2024	755912	ICANDI GRAPHICS, LLC	\$1,581.22
05/30/2024	755913	JOHN S GRIMM INC.	\$59.60
05/30/2024	755914	KET PROMOTIONS	\$6,192.63
05/30/2024	755915	LAWSON PRODUCTS INC	\$39.66
05/30/2024	755916	MCS FOOD SERVICE DEPT.	\$2,888.68
05/30/2024	755917	MEDINA COUNTY SANITARY	\$14,880.33
05/30/2024	755918	MICHELLE CAMOU	\$20.00
05/30/2024	755919	NATIONAL AUTISM RESOURCES, LLC.	\$718.85
05/30/2024	755920	ALFRED NICKLES BAKERY INC	\$1,315.37
05/30/2024	755921	NYDIA MENDEZ	\$36.00
05/30/2024	755922	OHIO EDISON COMPANY	\$486.91
05/30/2024	755923	REESE KERBER	\$500.00
05/30/2024	755924	RIPCHO STUDIO INC	\$370.00

Medina City Schools

Check Register For

May 2024

6/11/24

10:05 AM

Check Date	Check Number	Vendor Name	Transaction Amount
05/30/2024	755925	RUMPKE OF OHIO INC	\$1,386.18
05/30/2024	755926	SCHOLASTIC BOOK FAIRS	\$4,665.55
05/30/2024	755927	SCHOLASTIC, INC.	\$108.94
05/30/2024	755928	STATE OF OHIO UST FUND	\$1,100.00
05/30/2024	755929	STEINWAY PIANO GALLERY CLEVELAND	\$123.75
05/30/2024	755930	STERLING FARM EQUIPMENT	\$116.94
05/30/2024	755931	SUBURBAN SCHOOL TRANSPORTATION	\$83,211.78
05/30/2024	755932	SWEETWATER SOUND LLC	\$101.70
05/30/2024	755933	TEACHER SYNERGY, LLC	\$303.51
05/30/2024	755934	ZANER-BLOSER INC	\$33.10
05/30/2024	V755855	AMAZON.COM	\$6,507.84
05/30/2024	V755856	ARKAY FLORALS - FLOWER GALLERY	\$40.00
05/30/2024	V755857	AVALON FOODSERVICE INC	\$4,235.76
05/30/2024	V755858	BLICK ART MATERIALS LLC	\$422.68
05/30/2024	V755859	NEW DAIRY HOLDCO LLC.	\$4,999.63
05/30/2024	V755860	CARDINAL BUS SALES & SERV INC	\$3,150.22
05/30/2024	V755861	CCT FINANCIAL	\$296.92
05/30/2024	V755862	CHRISTIA MATTEY	\$961.46
05/30/2024	V755863	COUNS. CNTR OF WAYNE & HOLMES CTY.	\$36,159.70
05/30/2024	V755864	CROSS THREAD SOLUTIONS LLC	\$1,897.48
05/30/2024	V755865	DEMCO INC	\$170.77
05/30/2024	V755866	EASY GRAPHICS CORP	\$166,950.00
05/30/2024	V755867	HERSHEY CREAMERY CO	\$1,004.80
05/30/2024	V755868	HOUGHTON MIFFLIN HARCOURT	\$2,808.00
05/30/2024	V755869	INNOVATIVE SOLUTIONS DISTRIBUTION	\$2,165.00
05/30/2024	V755870	JOHNSON CONTROLS FIRE PROT	\$404.00
05/30/2024	V755871	LORI S KELLY	\$2,604.00
05/30/2024	V755872	MCMASTER-CARR SUPPLY COMPANY	\$641.92
05/30/2024	V755873	MICHAEL L WESNER	\$4,659.35
05/30/2024	V755874	MINUTEMAN PRESS	\$13.84
05/30/2024	V755875	MUSIC AND ARTS	\$4,940.82
05/30/2024	V755876	REDTREE INVESTMENT GROUP	\$1,365.03
05/30/2024	V755877	ROJEN COMPANY	\$239.00

Medina City Schools

Check Register For

May 2024

6/11/24

10:05 AM

Check Date	Check Number	Vendor Name	Transaction Amount
05/30/2024	V755878	SARGENT-WELCH LLC	\$215.73
05/30/2024	V755879	SAVVAS LEARNING COMPANY LLC	\$3,460.32
05/30/2024	V755880	SCHOOL SPECIALTY, LLC.	\$1,414.04
05/30/2024	V755881	SPORTSWORLD CUSTOM IMPRINTED APP	\$488.00
05/30/2024	V755882	STANTON'S SHEET MUSIC INC	\$111.64
05/30/2024	V755883	TARA LOCHER	\$70.00
05/30/2024	V755884	TECHNOLOGY ENGINEERING GROUP, LLC	\$3,515.00
05/30/2024	V755885	AMICO LLC	\$1,251.01
05/30/2024	V755886	USA MOBILE DRUG TESTING	\$605.75
05/30/2024	V755887	VINCENT LIGHTING SYSTEMS CO	\$290.00
05/30/2024	V755888	VINSON GROUP LLC	\$3,703.36
05/30/2024	V755889	WARD'S SCIENCE	\$521.13
05/30/2024	V755890	WEST MUSIC COMPANY INC	\$51.96
05/30/2024	V755891	WHITE HOUSE ARTESIAN SPRINGS	\$33.00
05/30/2024	V755949	MEMO - BANK OF NEW YORK	\$84,400.00
05/30/2024	V755950	MEMO - BANK OF NEW YORK	\$243,618.25
05/30/2024	V755951	MEMO - BANK OF NEW YORK	\$355,634.12
05/30/2024 - Total			\$1,086,958.55
05/31/2024	755943	MCS FOOD SERVICE DEPT.	\$1,036.87
05/31/2024	755944	MEDINA CITY SCHOOLS	\$291.68
05/31/2024	755945	MEDINA COUNTY BOARD OF DD.	\$13,316.74
05/31/2024	755946	PHIL LEAK COMPANY	\$2,568.51
05/31/2024	755947	SUBURBAN SCHOOL TRANSPORTATION	\$83,211.78
05/31/2024	V755940	CINTAS CORPORATION NO 2 (V-CARD)	\$1,269.32
05/31/2024	V755941	POINT SPRING & DRIVESHAFT (V-CARD)	\$8,520.05
05/31/2024	V755942	ROBERT J. VERNAK (V-CARD)	\$762.50
05/31/2024	V755952	MEMO - P & A ADMINISTRATIVE	\$13,665.40
05/31/2024	V755953	MEMO MET LIFE INSURANCE	\$46,789.33
05/31/2024	V755954	MEMO - BUREAU WORK COMP	\$8,313.76
05/31/2024 - Total			\$179,745.94
Overall - Total			\$6,260,458.28

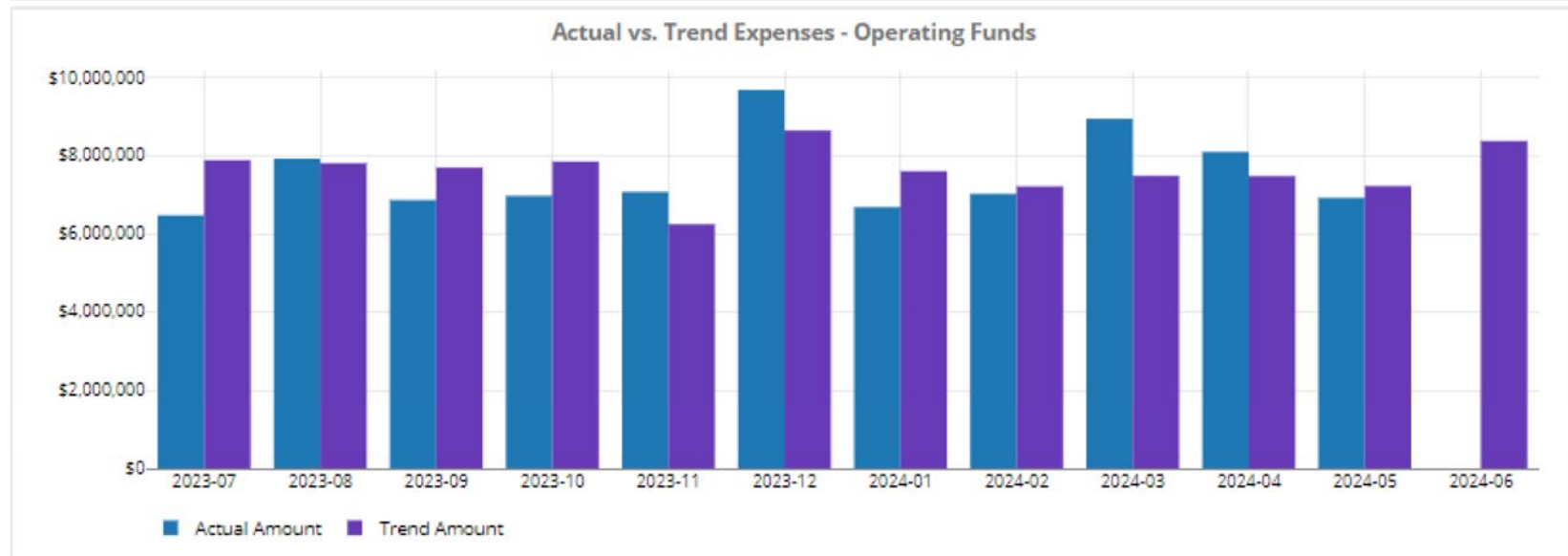
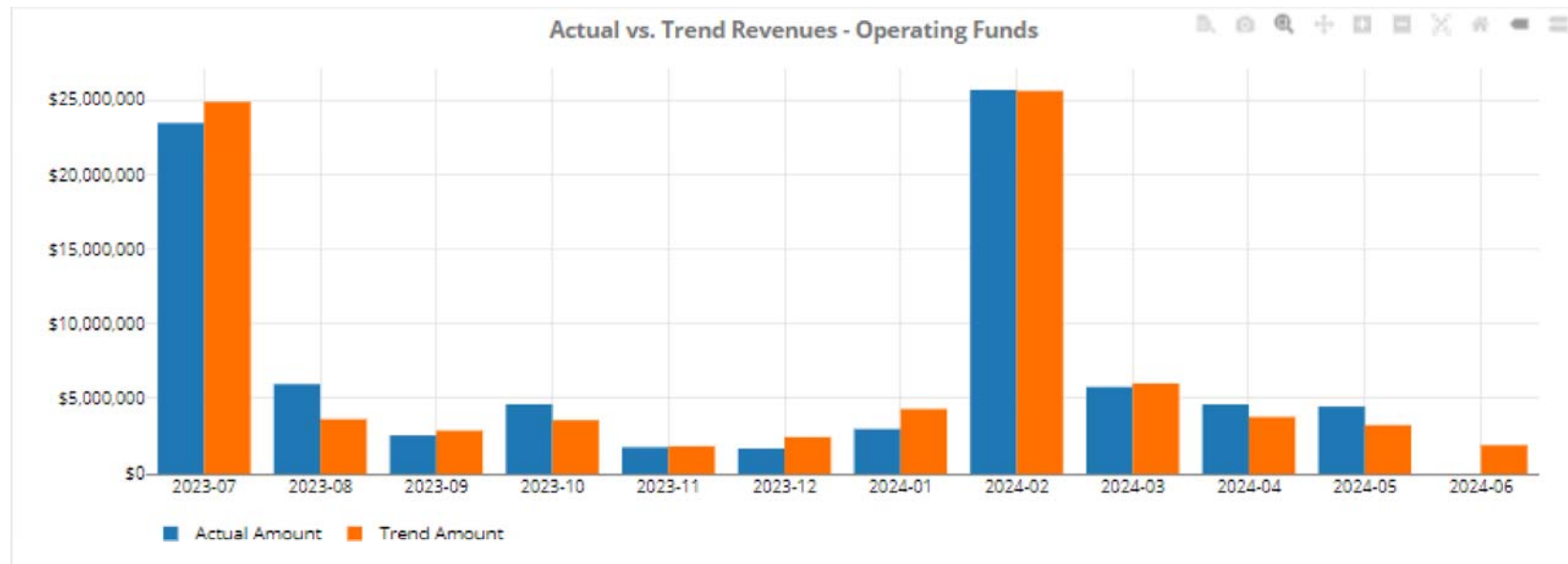
Fiscal Year	Fund - Expledger	Function First Two Digits	Fiscal Year Budgeted Amount	% Expensed	Fiscal Year Expense Amount	Fiscal Year Encumbrance Amount	Balance
24	0010000	1100	\$160,085.85	0.10675953	\$17,090.69	\$0.00	\$142,995.16
24	0010000	1100	\$16,642,567.26	0.86045947	\$14,320,254.64	\$611,300.58	\$1,711,012.04
24	0010000	1100	\$11,020,082.68	0.91732065	\$10,108,949.38	\$51,711.31	\$859,421.99
24	0010000	1100	\$11,718,585.39	0.930978	\$10,909,745.19	\$211,493.99	\$597,346.21
24	0010000	1100	\$50,358.76	0.49703646	\$25,030.14	\$19,245.00	\$6,083.62
24	0010000	1100	\$163,443.13	1.16903647	\$191,070.98	\$55,747.88	(\$83,375.73)
24	0010000	1100	\$50,421.24	0.47917068	\$24,160.38	\$10,589.88	\$15,670.98
24	0010000	1200	\$591,399.59	0.95994848	\$567,713.14	\$2,295.31	\$21,391.14
24	0010000	1200	\$60,000.00	0.5321035	\$31,926.21	\$11,729.00	\$16,344.79
24	0010000	1200	\$905,715.10	0.69282523	\$627,502.27	\$0.00	\$278,212.83
24	0010000	1200	\$496,861.63	1.00117659	\$497,446.23	\$0.00	(\$584.60)
24	0010000	1200	\$2,535,842.06	0.94787882	\$2,403,670.99	\$0.00	\$132,171.07
24	0010000	1200	\$153,874.00	0	\$0.00	\$0.00	\$153,874.00
24	0010000	1200	\$814,419.47	0.50154922	\$408,471.45	\$0.00	\$405,948.02
24	0010000	1200	\$660,590.63	0.86811749	\$573,470.28	\$0.00	\$87,120.35
24	0010000	1200	\$1,000.00	0	\$0.00	\$0.00	\$1,000.00
24	0010000	1200	\$582,361.83	0.93088105	\$542,109.59	\$0.00	\$40,252.24
24	0010000	1200	\$82,496.91	0	\$0.00	\$0.00	\$82,496.91
24	0010000	1200	\$1,944,251.09	0.92532037	\$1,799,055.13	\$0.00	\$145,195.96
24	0010000	1200	\$18,750.00	0	\$0.00	\$0.00	\$18,750.00
24	0010000	1200	\$233,525.19	1.20150807	\$280,582.40	\$272.80	(\$47,330.01)
24	0010000	1200	\$464,255.30	0.72356703	\$335,919.83	\$0.00	\$128,335.47
24	0010000	1200	\$542,339.02	0.8909611	\$483,202.97	\$0.00	\$59,136.05
24	0010000	1200	\$4,214,635.20	0.83338378	\$3,512,408.61	\$457,699.52	\$244,527.07
24	0010000	1300	\$292,395.23	1.00648297	\$294,290.82	\$0.00	(\$1,895.59)
24	0010000	1300	\$16,918.00	0	\$0.00	\$0.00	\$16,918.00
24	0010000	1900	\$46,602.05	0	\$0.00	\$0.00	\$46,602.05
24	0010000	1900	\$94,658.95	0	\$0.00	\$35,700.27	\$58,958.68
24	0010000	1900	\$2,986,074.14	0.25626997	\$765,241.14	\$146,855.10	\$2,073,977.90
24	0010000	2100	\$568,429.11	0.98587011	\$560,397.27	\$27,380.00	(\$19,348.16)
24	0010000	2100	\$1,655,419.07	0.82861995	\$1,371,713.26	\$0.00	\$283,705.81
24	0010000	2100	\$548,187.88	1.08207261	\$593,179.09	\$1,972.01	(\$46,963.22)
24	0010000	2100	\$484,873.31	0.89431448	\$433,629.22	\$51,071.64	\$172.45
24	0010000	2100	\$662,983.13	1.38476689	\$918,077.09	\$0.00	(\$255,093.96)
24	0010000	2100	\$7,500.00	0.3432	\$2,574.00	\$3,300.00	\$1,626.00
24	0010000	2100	\$1,225,735.36	0.94224565	\$1,154,943.81	\$66,000.00	\$4,791.55
24	0010000	2100	\$857,928.77	0.71709288	\$615,214.61	\$167,650.47	\$75,063.69
24	0010000	2100	\$461,132.00	0.71833338	\$331,246.51	\$128,683.50	\$1,201.99
24	0010000	2100	\$66,635.58	0.22364929	\$14,903.00	\$0.00	\$51,732.58
24	0010000	2100	\$27,609.51	0	\$0.00	\$0.00	\$27,609.51
24	0010000	2200	\$4,602.33	0	\$0.00	\$0.00	\$4,602.33
24	0010000	2200	\$624,797.52	0.84422766	\$527,471.35	\$13,050.20	\$84,275.97
24	0010000	2200	\$45,508.55	1.25692469	\$57,200.82	\$3,660.04	(\$15,352.31)
24	0010000	2200	\$5,573.81	-0.05263007	(\$293.35)	\$0.00	\$5,867.16
24	0010000	2200	\$691,542.27	0.90537424	\$626,104.56	\$14,018.29	\$51,419.42
24	0010000	2300	\$225,940.82	0.85938836	\$194,170.91	\$20,685.20	\$11,084.71
24	0010000	2400	\$455,826.36	0.74736827	\$340,670.16	\$5,205.47	\$109,950.73
24	0010000	2400	\$623,330.54	0.77806515	\$484,991.77	\$0.00	\$138,338.77
24	0010000	2400	\$39,921.16	2.30609181	\$92,061.86	\$0.00	(\$52,140.70)
24	0010000	2400	\$2,305.31	0	\$0.00	\$0.00	\$2,305.31
24	0010000	2400	\$735,885.67	0.93096043	\$685,080.44	\$67,115.00	(\$16,309.77)
24	0010000	2400	\$4,562,848.15	0.95878903	\$4,374,808.77	\$23,425.76	\$164,613.62
24	0010000	2400	\$500.00	0.99652	\$498.26	\$0.00	\$1.74
24	0010000	2400	\$3,000.00	0.34266667	\$1,028.00	\$650.00	\$1,322.00
24	0010000	2400	\$41,250.00	0.29418182	\$12,135.00	\$11,731.00	\$17,384.00
24	0010000	2500	\$1,454,866.73	0.97744197	\$1,422,047.80	\$39,273.74	(\$6,454.81)
24	0010000	2500	\$56,671.50	0.67687991	\$38,359.80	\$23,640.20	(\$5,328.50)
24	0010000	2600	\$558,011.74	0.72043861	\$402,013.20	\$94,120.47	\$61,878.07
24	0010000	2600	\$224,169.28	0	\$0.00	\$0.00	\$224,169.28
24	0010000	2600	\$19,817.70	0.32159837	\$6,373.34	\$14,813.21	(\$1,368.85)
24	0010000	2700	\$4,278,329.13	0.9489326	\$4,021,888.66	\$713,226.79	(\$496,786.32)
24	0010000	2700	\$3,008,160.56	0.88647807	\$2,666,668.37	\$0.00	\$341,492.19
24	0010000	2700	\$3,477.35	0.70727709	\$2,459.45	\$683.95	\$333.95
24	0010000	2800	\$14.33	0	\$0.00	\$0.00	\$14.33
24	0010000	2800	\$23,423.52	0	\$0.00	\$0.00	\$23,423.52
24	0010000	2800	\$20,196.80	0	\$0.00	\$0.00	\$20,196.80
24	0010000	2800	\$6,148.79	0	\$0.00	\$0.00	\$6,148.79
24	0010000	2900	\$265,707.77	0.75869181	\$201,590.31	\$2,301.55	\$61,815.91
24	0010000	2900	\$400.00	0.25	\$100.00	\$250.00	\$50.00
24	0010000	2900	\$341,745.84	0.658531	\$225,050.23	\$2,611.45	\$114,084.16
24	0010000	2900	\$12,768.04	0.61995968	\$7,915.67	\$1,829.15	\$3,023.22
24	0010000	3200	\$40,857.24	0.1043137	\$4,261.97	\$0.00	\$36,595.27
24	0010000	3200	\$10,000.00	2.3165	\$23,165.00	\$10,715.00	(\$23,880.00)
24	0010000	3200	\$154.02	0	\$0.00	\$0.00	\$154.02
24	0010000	3200	\$10,000.00	0.4925	\$4,925.00	\$2,500.00	\$2,575.00
24	0010000	4100	\$3,737.29	0.27595932	\$1,031.34	\$0.00	\$2,705.95
24	0010000	4100	\$4,667.00	1.76218556	\$8,224.12	\$0.00	(\$3,557.12)
24	0010000	4100	\$5,741.48	1.92174492	\$11,033.66	\$0.00	(\$5,292.18)
24	0010000	4100	\$23,594.44	0.83302422	\$19,654.74	\$0.00	\$3,939.70
24	0010000	4100	\$87,032.27	0.94222132	\$82,003.66	\$0.00	\$5,028.61
24	0010000	4100	\$14,621.02	0.77575573	\$11,342.34	\$0.00	\$3,278.68
24	0010000	4100	\$4,968.96	0.9424286	\$4,682.89	\$0.00	\$286.07
24	0010000	4100	\$18,816.06	1.00322544	\$18,876.75	\$0.00	(\$60.69)
24	0010000	4100	\$33,572.25	1.04386986	\$35,045.06	\$0.00	(\$1,472.81)
24	0010000	4500	\$61,493.50	0.49089839	\$30,187.06	\$0.00	\$31,306.44
24	0010000	4500	\$15,955.77	0	\$0.00	\$0.00	\$15,955.77
24	0010000	4500	\$26,748.56	0.59023925	\$15,788.05	\$0.00	\$10,960.51
24	0010000	4500	\$21,919.52	0.87395253	\$19,156.62	\$0.00	\$2,762.90
24	0010000	4500	\$0.00		\$0.00	\$0.00	\$0.00
24	0010000	4500	\$113,908.11	1.04400222	\$118,920.32	\$0.00	(\$5,012.21)
24	0010000	4500	\$40,040.18	0.73441653	\$29,406.17	\$0.00	\$10,634.01
24	0010000	4500	\$45,281.97	0	\$0.00	\$0.00	\$45,281.97
24	0010000	4500	\$33,279.40	0.93684381	\$31,177.60	\$0.00	\$2,101.80
24	0010000	4500	\$17,383.13	0.53156768	\$9,240.31	\$0.00	\$8,142.82
24	0010000	4500	\$9,900.79	0	\$0.00	\$0.00	\$9,900.79
24	0010000	4500	\$101,920.52	0.67194761	\$68,485.25	\$0.00	\$33,435.27
24	0010000	4500	\$51,606.99	0.90691203	\$46,803.00	\$0.00	\$4,803.99
24	0010000	4500	\$4,006.57	0	\$0.00	\$0.00	\$4,006.57

Fiscal Year	Fund - Expledger	Function First Two Digits	Fiscal Year Budgeted Amount	% Expensed	Fiscal Year Expense Amount	Fiscal Year Encumbrance Amount	Balance
24	0010000	4500	\$56,206.55	0.97768587	\$54,952.35	\$0.00	\$1,254.20
24	0010000	4500	\$45,250.27	0.90436212	\$40,922.63	\$0.00	\$4,327.64
24	0010000	4500	\$31,650.75	0	\$0.00	\$0.00	\$31,650.75
24	0010000	4500	\$42,217.62	0.88803727	\$37,490.82	\$0.00	\$4,726.80
24	0010000	4500	\$22,607.69	0	\$0.00	\$0.00	\$22,607.69
24	0010000	4500	\$10,794.83	1.11251034	\$12,009.36	\$0.00	(\$1,214.53)
24	0010000	4500	\$29,014.44	0.93178086	\$27,035.10	\$0.00	\$1,979.34
24	0010000	4500	\$19,259.35	1.08731811	\$20,941.04	\$0.00	(\$1,681.69)
24	0010000	4500	\$15,537.75	1.08333382	\$16,832.57	\$0.00	(\$1,294.82)
24	0010000	4500	\$26,478.82	0.71130322	\$18,834.47	\$0.00	\$7,644.35
24	0010000	4500	\$16,400.44	0	\$0.00	\$0.00	\$16,400.44
24	0010000	4500	\$401,592.00	0.9551189	\$383,568.11	\$19.49	\$18,004.40
24	0010000	4500	\$41,903.79	0.89404204	\$37,463.75	\$0.00	\$4,440.04
24	0010000	4500	\$21,184.63	0.85936172	\$18,205.26	\$0.00	\$2,979.37
24	0010000	4600	\$13,042.37	1.04314323	\$13,605.06	\$0.00	(\$562.69)
24	0010000	4600	\$5,189.94	0	\$0.00	\$0.00	\$5,189.94
24	0010000	4600	\$11,810.00	0.1240381	\$1,464.89	\$0.00	\$10,345.11
24	0010000	4600	\$33,436.92	0.53983441	\$18,050.40	\$0.00	\$15,386.52
24	0010000	4600	\$10,938.73	0.29129616	\$3,186.41	\$0.00	\$7,752.32
24	0010000	4600	\$3,394.07	0.23606172	\$801.21	\$0.00	\$2,592.86
24	0010000	4600	\$8,290.25	1.04102409	\$8,630.35	\$0.00	(\$340.10)
24	0010000	5600	\$258,804.00	0.9672648	\$250,332.00	\$6,972.00	\$1,500.00
24	0010000	7200	\$503,271.58	0.29874526	\$150,350.00	\$0.00	\$352,921.58
24	0010000	7400	\$300,000.00	0	\$0.00	\$0.00	\$300,000.00
24	0010000	7500	\$4,504.00	0	\$0.00	\$0.00	\$4,504.00
24	0029000	2500	\$70,000.00	0.76726157	\$53,708.31	\$0.00	\$16,291.69
24	0029000	6100	\$4,171,786.50	1	\$4,171,786.50	\$329,368.25	(\$329,368.25)
24	0029012	2500	\$1,500.00	0	\$0.00	\$1,250.00	\$250.00
24	0029012	6100	\$1,727,137.50	0.99951035	\$1,726,291.80	\$875.70	(\$30.00)
24	0039001	2700	\$946,758.45	0.4529357	\$428,820.70	\$114,614.50	\$403,323.25
24	0060000	3100	\$191,961.29	0.87266813	\$167,518.50	\$471.90	\$23,970.89
24	0060000	3100	\$1,406,100.92	0.88466111	\$1,243,922.80	\$7,737.33	\$154,440.79
24	0069006	3100	\$1,659,388.29	0.6294327	\$1,044,473.25	\$261,189.70	\$353,725.34
24	0069022	3100	\$3,063.00	0	\$0.00	\$0.00	\$3,063.00
24	0069023	3100	\$3,135.00	0	\$0.00	\$0.00	\$3,135.00
24	0079004	3200	\$50,000.00	0	\$0.00	\$17,000.00	\$33,000.00
24	0079111	3200	\$500.00	1	\$500.00	\$0.00	\$0.00
24	0079333	3200	\$5,000.00	0	\$0.00	\$5,000.00	\$0.00
24	0089002	3200	\$500.00	0	\$0.00	\$500.00	\$0.00
24	0089003	3200	\$50,000.00	0	\$0.00	\$50,000.00	\$0.00
24	0089112	3200	\$1,000.00	0	\$0.00	\$1,000.00	\$0.00
24	0099000	1100	\$0.00		\$0.00	\$32,423.95	(\$32,423.95)
24	0099110	1100	\$10,945.28	0.52351699	\$5,730.04	\$4,742.19	\$473.05
24	0099120	1100	\$14,625.84	0.55981058	\$8,187.70	\$9,645.64	(\$3,207.50)
24	0099130	1100	\$11,815.00	0.96853661	\$11,443.26	\$0.00	\$371.74
24	0099140	1100	\$14,764.92	0.42244929	\$6,237.43	\$4,723.92	\$3,803.57
24	0099160	1100	\$18,862.48	0.64160492	\$12,102.26	\$0.00	\$6,760.22
24	0099170	1100	\$20,638.00	0.53239316	\$10,987.53	\$7,300.00	\$2,350.47
24	0099180	1100	\$19,662.49	0.49929892	\$9,817.46	\$8,582.42	\$1,262.61
24	0099200	1100	\$30,683.63	0.72191752	\$22,151.05	\$2,912.86	\$5,619.72
24	0099210	1100	\$22,135.00	0.9206108	\$20,377.72	\$461.16	\$1,296.12
24	0099300	1100	\$98,245.05	0.82011918	\$80,572.65	\$13,916.89	\$3,755.51
24	0099300	2400	\$78,296.00	0	\$0.00	\$76,224.00	\$2,072.00
24	0099301	2400	\$10,500.00	0.60267429	\$6,328.08	\$4,171.92	\$0.00
24	0149016	1100	\$276,472.95	0.97913742	\$270,705.01	\$0.00	\$5,767.94
24	0149016	2400	\$91,897.99	0.436446	\$40,108.51	\$0.00	\$51,789.48
24	0149016	2400	\$0.00		\$0.00	\$0.00	\$0.00
24	0149116	1200	\$261,422.24	0.97140767	\$253,947.57	\$0.00	\$7,474.67
24	0149116	1200	\$223,837.30	0.97482095	\$218,201.29	\$0.00	\$5,636.01
24	0149116	1200	\$54,766.01	0.13480533	\$7,382.75	\$1,381.04	\$46,002.22
24	0149116	2100	\$17,526.10	1.34394303	\$23,554.08	\$0.00	(\$6,027.98)
24	0149116	2100	\$55,000.00	0.12957273	\$7,126.50	\$0.00	\$47,873.50
24	0149116	2100	\$395,000.00	0.79330542	\$313,355.64	\$88,840.30	(\$7,195.94)
24	0149116	2200	\$4,000.00	0.24875	\$995.00	\$300.00	\$2,705.00
24	0149116	2400	\$81,113.22	0.9441784	\$76,585.35	\$0.00	\$4,527.87
24	0149116	2400	\$163,958.13	0.94335444	\$154,670.63	\$400.00	\$8,887.50
24	0149116	2700	\$162.52	0.64545902	\$104.90	\$49.93	\$7.69
24	0149116	4100	\$6,000.00	0.07747333	\$464.84	\$500.00	\$5,035.16
24	0160000	1100	\$3,752,703.31	0.84740353	\$3,180,054.03	\$0.00	\$572,649.28
24	0160000	1100	\$173,790.89	1.02682977	\$178,453.66	\$0.00	(\$4,662.77)
24	0160000	1100	\$494,479.18	1.10277118	\$545,297.39	\$0.00	(\$50,818.21)
24	0160000	1200	\$282,763.00	0	\$0.00	\$0.00	\$282,763.00
24	0160000	1200	\$299,212.57	1.36741194	\$409,146.84	\$0.00	(\$109,934.27)
24	0160000	1200	\$16,702.98	7.11985107	\$118,922.73	\$0.00	(\$102,219.75)
24	0160000	1200	\$187,627.91	0.73765555	\$138,404.77	\$0.00	\$49,223.14
24	0160000	1200	\$3,544.05	6.15344592	\$21,808.12	\$0.00	(\$18,264.07)
24	0160000	1200	\$6.00	0	\$0.00	\$0.00	\$6.00
24	0160000	1900	\$0.00		\$237.67	\$0.00	(\$237.67)
24	0160000	2100	\$9,888.15	4.32818374	\$42,797.73	\$0.00	(\$32,909.58)
24	0160000	2100	\$0.00		\$33,496.82	\$0.00	(\$33,496.82)
24	0160000	2400	\$0.00		\$3,222.88	\$0.00	(\$3,222.88)
24	0160000	2400	\$13,461.05	0.44430932	\$5,980.87	\$0.00	\$7,480.18
24	0160000	2400	\$60,500.00	0.98012545	\$59,297.59	\$117.46	\$1,084.95
24	0160000	2400	\$20,127.49	0	\$0.00	\$0.00	\$20,127.49
24	0160000	2400	\$923.44	0	\$0.00	\$0.00	\$923.44
24	0160000	2500	\$99,100.00	0.9308668	\$92,248.90	\$0.00	\$6,851.10
24	0160000	2700	\$6,500.00	0.75754615	\$4,924.05	\$2,572.13	(\$996.18)
24	0160000	2800	\$486,578.11	0.70961526	\$345,283.25	\$0.00	\$141,294.86
24	0160000	2800	\$1,420,331.65	0.65596018	\$931,681.00	\$66,604.13	\$422,046.52
24	0160000	2800	\$1,427,901.81	1.20287165	\$1,717,582.60	\$0.00	(\$289,680.79)
24	0160000	2800	\$1,241,607.89	0.82647243	\$1,026,154.69	\$99,855.46	\$115,597.74
24	0160000	2800	\$223,633.85	1.11595727	\$249,565.82	\$0.00	(\$25,931.97)
24	0160000	4100	\$7,781.74	1.78801271	\$13,913.85	\$0.00	(\$6,132.11)
24	0160410	2100	\$128,940.63	0.9850608	\$127,014.36	\$0.00	\$1,926.27
24	0161000	1100	\$335,119.53	0.78022257	\$261,467.82	\$0.00	\$73,651.71
24	0161000	1100	\$3,935.00	0	\$0.00	\$0.00	\$3,935.00
24	0161000	1200	\$305,330.90	0.98667652	\$301,262.83	\$0.00	\$4,068.07
24	0161000	2100	\$16.00	0	\$0.00	\$0.00	\$16.00

Fiscal Year	Fund - Expledger	Function First Two Digits	Fiscal Year Budgeted Amount	% Expensed	Fiscal Year Expense Amount	Fiscal Year Encumbrance Amount	Balance
24	0189110	1100	\$1,242.15	0.99471078	\$1,235.58	\$0.00	\$6.57
24	0189110	2400	\$14,784.55	0.73615497	\$10,883.72	\$2,593.29	\$1,307.54
24	0189113	2200	\$3,500.00	0.13598286	\$475.94	\$0.00	\$3,024.06
24	0189120	2400	\$98,969.00	0.49044014	\$48,538.37	\$5,231.86	\$45,198.77
24	0189123	2200	\$5,000.00	0.783454	\$3,917.27	\$0.00	\$1,082.73
24	0189130	1100	\$6,300.00	0.6547381	\$4,124.85	\$1,548.90	\$626.25
24	0189130	2400	\$23,500.00	0.45008085	\$10,576.90	\$1,575.93	\$11,347.17
24	0189133	2200	\$150.00	0	\$0.00	\$0.00	\$150.00
24	0189140	1100	\$9,333.40	0.36913772	\$3,445.31	\$0.00	\$5,888.09
24	0189140	2400	\$13,727.20	0.33766828	\$4,635.24	\$832.24	\$8,259.72
24	0189143	2200	\$6,000.00	0	\$0.00	\$0.00	\$6,000.00
24	0189160	1100	\$1,050.00	0.38	\$399.00	\$650.00	\$1.00
24	0189160	2400	\$24,850.00	0.53650785	\$13,332.22	\$6,181.66	\$5,336.12
24	0189161	2200	\$2,500.00	0.66	\$1,650.00	\$0.00	\$850.00
24	0189163	2200	\$8,000.00	0	\$0.00	\$0.00	\$8,000.00
24	0189170	1100	\$22,923.23	0.01429292	\$327.64	\$0.00	\$22,595.59
24	0189170	2400	\$28,170.27	0.60599135	\$17,070.94	\$307.02	\$10,792.31
24	0189171	2400	\$500.00	0.45654	\$228.27	\$0.00	\$271.73
24	0189180	1100	\$5,000.00	0	\$0.00	\$0.00	\$5,000.00
24	0189180	2400	\$78,507.71	0.372173	\$29,218.45	\$5,848.18	\$43,441.08
24	0189181	7200	\$1,631.19	1	\$1,631.19	\$0.00	\$0.00
24	0189183	2200	\$15,103.00	0.30891545	\$4,665.55	\$0.00	\$10,437.45
24	0189184	7200	\$146.00	1	\$146.00	\$0.00	\$0.00
24	0189200	2400	\$51,507.82	0.32772325	\$16,880.31	\$1,986.00	\$32,641.51
24	0189203	2200	\$3,600.00	0.97775556	\$3,519.92	\$0.00	\$80.08
24	0189210	2400	\$34,481.19	0.26930219	\$9,285.86	\$5,781.12	\$19,414.21
24	0189211	2200	\$8,500.00	0.38594588	\$3,280.54	\$0.00	\$5,219.46
24	0189300	2400	\$41,349.06	0.60612406	\$25,062.66	\$4,719.80	\$11,566.60
24	0189301	2200	\$0.00		(\$45.95)	\$0.00	\$45.95
24	0189302	1100	\$29,000.00	0	\$0.00	\$0.00	\$29,000.00
24	0189303	0000	\$0.00		\$431.02	\$0.00	(\$431.02)
24	0189303	3200	\$98,932.67	0.17749112	\$17,559.67	\$69,825.32	\$11,547.68
24	0189303	3200	\$40,000.00	0.1998125	\$7,992.50	\$12,652.50	\$19,355.00
24	0189303	3200	\$5,000.00	0	\$0.00	\$0.00	\$5,000.00
24	0189304	4300	\$25,750.00	0.52009515	\$13,392.45	\$0.00	\$12,357.55
24	0189306	2400	\$12,695.26	0.13671323	\$1,735.61	\$5,764.39	\$5,195.26
24	0189307	1100	\$4,000.00	0.314585	\$1,258.34	\$0.00	\$2,741.66
24	0189308	2100	\$3,300.00	0.67906061	\$2,240.90	\$746.39	\$312.71
24	0189403	1200	\$500.00	0	\$0.00	\$0.00	\$500.00
24	0189901	1200	\$23.03	0	\$0.00	\$0.00	\$23.03
24	0189906	2900	\$2,000.00	0.2625	\$525.00	\$0.00	\$1,475.00
24	0189907	1900	\$7,739.00	0	\$0.00	\$0.00	\$7,739.00
24	0189914	2900	\$1,000.00	0	\$0.00	\$0.00	\$1,000.00
24	0189915	2900	\$6,100.00	0.45827541	\$2,795.48	\$0.00	\$3,304.52
24	0189916	2900	\$8,300.00	0.35552771	\$2,950.88	\$0.00	\$5,349.12
24	0189917	2900	\$14,000.00	0	\$0.00	\$500.00	\$13,500.00
24	0189918	2900	\$10,111.00	0.02834734	\$286.62	\$0.00	\$9,824.38
24	0189919	2900	\$789.00	0.75361217	\$594.60	\$0.00	\$194.40
24	0199009	2100	\$62.00	0	\$0.00	\$0.00	\$62.00
24	0199017	2100	\$12,595.00	0	\$0.00	\$0.00	\$12,595.00
24	0199121	2100	\$6,500.00	0.91538462	\$5,950.00	\$475.00	\$75.00
24	0209001	2800	\$12,314.37	0.12524392	\$1,542.30	\$3,457.70	\$7,314.37
24	0229000	7900	\$10,000.00	0	\$0.00	\$5,000.00	\$5,000.00
24	0229300	4500	\$31,193.72	0.62928179	\$19,629.64	\$1,773.16	\$9,790.92
24	0229300	7200	\$766.28	1	\$766.28	\$0.00	\$0.00
24	0249001	2900	\$11,828,767.22	0.92967041	\$10,996,854.82	\$920,891.90	(\$88,979.50)
24	0249002	0000	\$626.00	0	\$0.00	\$0.00	\$626.00
24	0249002	2900	\$748,484.27	0.84382797	\$631,591.96	\$58,633.95	\$58,258.36
24	0249094	2900	\$215,261.28	0.90552862	\$194,925.25	\$65,808.44	(\$45,472.41)
24	0270000	2900	\$233,394.90	1.01872924	\$237,766.21	\$92,372.05	(\$96,743.36)
24	0719013	2700	\$3,146,492.69	0.41952167	\$1,320,021.88	\$1,765,177.39	\$61,293.42
24	0719013	2800	\$120,000.00	0.717642	\$86,117.04	\$9,395.04	\$24,487.92
24	0719013	7200	\$1,728,637.50	0.79291215	\$1,370,657.68	\$0.00	\$357,979.82
24	2009110	4600	\$1,519.69	0.94582448	\$1,437.36	\$200.00	(\$117.67)
24	2009121	4600	\$234.00	0	\$0.00	\$0.00	\$234.00
24	2009185	4600	\$1,450.00	0	\$0.00	\$0.00	\$1,450.00
24	2009201	4300	\$375.00	0.73333333	\$275.00	\$0.00	\$100.00
24	2009202	4600	\$5,780.79	0.61113619	\$3,532.85	\$0.00	\$2,247.94
24	2009205	4600	\$250.00	0	\$0.00	\$0.00	\$250.00
24	2009209	4100	\$7,098.00	0.78813046	\$5,594.15	\$0.00	\$1,503.85
24	2009251	4300	\$506.09	0.36078563	\$182.59	\$192.41	\$131.09
24	2009253	4300	\$3,164.17	0	\$0.00	\$2,000.00	\$1,164.17
24	2009254	4100	\$4,000.00	0.32182	\$1,287.28	\$2,711.89	\$0.83
24	2009256	4100	\$3,903.07	0.08968581	\$350.05	\$2,644.75	\$908.27
24	2009258	4600	\$1,621.26	0.70535263	\$1,143.56	\$356.44	\$121.26
24	2009302	4100	\$1,745.54	0.27207626	\$474.92	\$0.00	\$1,270.62
24	2009303	4100	\$208.34	0	\$0.00	\$0.00	\$208.34
24	2009307	4100	\$51,149.81	0.62962756	\$32,205.33	\$7,460.04	\$11,484.44
24	2009309	4600	\$1,400.00	0	\$0.00	\$0.00	\$1,400.00
24	2009312	4100	\$20,000.00	0.580977	\$11,619.54	\$8,393.24	(\$12.78)
24	2009314	4600	\$450.00	0	\$0.00	\$0.00	\$450.00
24	2009315	4600	\$350.00	0	\$0.00	\$0.00	\$350.00
24	2009318	4100	\$7,860.00	0	\$0.00	\$0.00	\$7,860.00
24	2009321	4600	\$23,737.80	0.28870451	\$6,853.21	\$13,846.79	\$3,037.80
24	2009323	4600	\$1,989.00	0.30832076	\$613.25	\$0.00	\$1,375.75
24	2009324	4600	\$20,000.00	0.004798	\$95.96	\$0.00	\$19,904.04
24	2009325	4100	\$22,600.00	0.91158142	\$20,601.74	\$4,372.64	(\$2,374.38)
24	2009326	4100	\$4,333.67	0.80616198	\$3,493.64	\$0.00	\$840.03
24	2009327	4100	\$5,328.67	0.07813207	\$416.34	\$2,583.66	\$2,328.67
24	2009330	4100	\$3,530.81	0.25900289	\$914.49	\$0.00	\$2,616.32
24	2009332	4100	\$7,500.00	0.451276	\$3,384.57	\$0.00	\$4,115.43
24	2009333	4600	\$70,000.00	0.61948757	\$43,364.13	\$0.00	\$26,635.87
24	2009335	4100	\$6,000.00	0.11184667	\$671.08	\$0.00	\$5,328.92
24	2009336	4100	\$1,500.00	0.54011333	\$810.17	\$0.00	\$689.83
24	2009337	4100	\$500.00	0.2847	\$142.35	\$0.00	\$357.65
24	2009339	4100	\$28,500.00	0.81990316	\$23,367.24	\$5,123.80	\$8.96
24	2009340	4100	\$1,700.00	0.89203529	\$1,516.46	\$183.54	\$0.00
24	2009346	4100	\$130.00	0	\$0.00	\$0.00	\$130.00

Fiscal Year	Fund - Expdler	Function First Two Digits	Fiscal Year Budgeted Amount	% Expensed	Fiscal Year Expense Amount	Fiscal Year Encumbrance Amount	Balance
24	2009350	4300	\$2,300.00	0.6437	\$1,480.51	\$0.00	\$819.49
24	2009352	4100	\$7,600.00	0.03350263	\$254.62	\$0.00	\$7,345.38
24	2009353	4600	\$1,200.00	0	\$0.00	\$0.00	\$1,200.00
24	2009355	4600	\$1,220.00	0.13384426	\$163.29	\$1,056.71	\$0.00
24	2009380	4600	\$5,000.00	0.063394	\$316.97	\$777.69	\$3,905.34
24	2009421	4600	\$3.00	0.16666667	\$0.50	\$2.50	\$0.00
24	2009422	4600	\$134.00	0.16619403	\$22.27	\$111.73	\$0.00
24	2009423	4600	\$2,270.00	0.26309251	\$597.22	\$1,672.78	\$0.00
24	2009424	4600	\$6,715.00	0.35135666	\$2,359.36	\$2,355.64	\$2,000.00
24	2009425	4600	\$70,000.00	0.38455243	\$26,918.67	\$43,080.52	\$0.81
24	2009426	4600	\$1,900.00	0.06662632	\$126.59	\$0.00	\$1,773.41
24	2009427	4600	\$1,600.00	0.0517125	\$82.74	\$0.00	\$1,517.26
24	3003000	4500	\$77,000.00	0.9999026	\$76,992.50	\$0.00	\$7.50
24	3003000	4500	\$20,000.00	0.9221255	\$18,442.51	\$0.00	\$1,557.49
24	3003000	4500	\$395,787.67	0.9138673	\$361,697.41	\$36,303.80	(\$2,213.54)
24	3003001	7200	\$212,126.80	1	\$212,126.80	\$0.00	\$0.00
24	3003003	7200	\$26,852.28	1	\$26,852.28	\$0.00	\$0.00
24	3003004	7200	\$14,076.98	1	\$14,076.98	\$0.00	\$0.00
24	3003007	7200	\$18,265.00	1	\$18,265.00	\$0.00	\$0.00
24	3003008	7200	\$119,549.46	1	\$119,549.46	\$0.00	\$0.00
24	3003010	7200	\$717.00	1	\$717.00	\$0.00	\$0.00
24	3003012	7200	\$9,865.29	1	\$9,865.29	\$0.00	\$0.00
24	3003013	7200	\$12,215.92	1	\$12,215.92	\$0.00	\$0.00
24	3003015	7200	\$4,450.00	1	\$4,450.00	\$0.00	\$0.00
24	3003016	7200	\$7,316.00	1	\$7,316.00	\$0.00	\$0.00
24	3003017	7200	\$12,433.94	1	\$12,433.94	\$0.00	\$0.00
24	3003018	7200	\$31,069.37	1	\$31,069.37	\$0.00	\$0.00
24	3003019	7200	\$9,435.86	1	\$9,435.86	\$0.00	\$0.00
24	3003020	7200	\$3,290.88	1	\$3,290.88	\$0.00	\$0.00
24	3003021	7200	\$4,319.96	1	\$4,319.96	\$0.00	\$0.00
24	3009110	4100	\$10,000.00	0.071236	\$712.36	\$0.00	\$9,287.64
24	3009120	4100	\$7,009.00	0.53359966	\$3,740.00	\$1,000.00	\$2,269.00
24	3009130	4100	\$12,375.00	0.47531313	\$5,882.00	\$380.00	\$6,113.00
24	3009140	4100	\$10,139.00	0.55408028	\$5,617.82	\$500.00	\$4,021.18
24	3009160	4100	\$10,000.00	0.353123	\$3,531.23	\$962.00	\$5,506.77
24	3009170	4100	\$20,000.00	0.25625	\$5,125.00	\$1,958.00	\$12,917.00
24	3009180	4100	\$11,206.52	0.49908535	\$5,593.01	\$3,000.00	\$2,613.51
24	3009201	4100	\$19,000.00	0.28847421	\$5,481.01	\$13,896.08	(\$377.09)
24	3009208	0000	\$13,157.00	0.13354108	\$1,757.00	\$11,400.00	\$0.00
24	3009208	4100	\$103,596.00	1.02118981	\$105,791.18	\$0.00	(\$2,195.18)
24	3009250	4100	\$21,500.00	0.23738698	\$5,103.82	\$3,643.00	\$12,753.18
24	3009253	4300	\$1,026.07	0.51074488	\$524.06	\$475.94	\$26.07
24	3009254	4300	\$2,814.16	0.16901313	\$475.63	\$824.37	\$1,514.16
24	3009258	0000	\$1,000.00	7.48298	\$7,482.98	\$10,278.02	(\$16,761.00)
24	3009258	4100	\$142,960.00	0.76159765	\$108,878.00	\$20,060.00	\$14,022.00
24	3009302	4500	\$1,120.00	0.41071429	\$460.00	\$0.00	\$660.00
24	3009303	4600	\$2,750.00	0.85384	\$2,348.06	\$357.71	\$44.23
24	3009304	4600	\$7,500.00	0.869328	\$6,519.96	\$600.05	\$379.99
24	3009313	4100	\$28,000.00	0.60850179	\$17,038.05	\$4,122.98	\$6,838.97
24	3009334	4300	\$2,000.00	0.153225	\$306.45	\$0.00	\$1,693.55
24	3009390	4600	\$9,000.00	0.16611111	\$1,495.00	\$0.00	\$7,505.00
24	3009403	1200	\$8,000.00	0.28875	\$2,310.00	\$0.00	\$5,690.00
24	3009410	4500	\$5,360.20	0.54377075	\$2,914.72	\$1,085.28	\$1,360.20
24	4019012	3200	\$0.00		\$0.00	\$0.00	\$0.00
24	4019013	3200	\$21,561.33	1.19631906	\$25,794.23	\$0.00	(\$4,232.90)
24	4019013	7500	\$0.00		\$54,452.63	\$0.00	(\$54,452.63)
24	4019014	3200	\$331,666.34	0.72226244	\$239,550.14	\$62,778.88	\$29,337.32
24	4019023	3200	\$1,772.20	0.49579619	\$878.65	\$0.00	\$893.55
24	4019023	7500	\$0.00		\$16,520.14	\$0.00	(\$16,520.14)
24	4019024	3200	\$15,207.50	0.49103797	\$7,467.46	\$492.40	\$7,247.64
24	4019031	3200	\$0.00		\$0.00	\$0.00	\$0.00
24	4019032	3200	\$0.00		\$0.00	\$0.00	\$0.00
24	4019033	3200	\$11,648.92	0.97692147	\$11,380.08	\$0.00	\$268.84
24	4019033	7500	\$0.00		\$26,741.24	\$0.00	(\$26,741.24)
24	4019034	3200	\$473,072.87	0.82114664	\$388,462.20	\$55,677.46	\$28,933.21
24	4679021	2100	\$0.00		\$0.00	\$0.00	\$0.00
24	4999014	2100	\$31,473.68	0.84203817	\$26,502.04	\$0.00	\$4,971.64
24	4999019	2400	\$10,086.41	0.66694295	\$6,727.06	\$0.00	\$3,359.35
24	4999224	2200	\$27,192.06	0.06026575	\$1,638.75	\$3,361.25	\$22,192.06
24	5079022	1100	\$33,751.12	0.96871511	\$32,695.22	\$0.00	\$1,055.90
24	5079022	1900	\$0.00		\$0.00	\$0.00	\$0.00
24	5079022	2100	(\$134.34)	1	(\$134.34)	\$0.00	\$0.00
24	5079022	2700	\$360,463.31	1	\$360,463.31	\$0.00	\$0.00
24	5079022	7400	\$1,015,100.00	1	\$1,015,100.00	\$0.00	\$0.00
24	5079023	1100	\$484,560.00	0.29307	\$142,010.00	\$342,550.00	\$0.00
24	5079023	2700	\$157,000.38	0	\$0.00	\$121,958.00	\$35,042.38
24	5079024	1100	\$346,221.05	0.48895612	\$169,286.90	\$176,934.15	\$0.00
24	5079024	1900	\$8,379.93	1.12665738	\$9,441.31	\$0.00	(\$1,061.38)
24	5079024	2700	\$930,000.00	0.41015849	\$381,447.40	\$517,839.20	\$30,713.40
24	5079121	1100	\$244,955.00	0.99632586	\$244,055.00	\$0.00	\$900.00
24	5079121	1900	(\$1,095.38)	0	\$0.00	\$0.00	(\$1,095.38)
24	5079121	1900	\$0.00		(\$237.67)	\$0.00	\$237.67
24	5079121	2200	(\$2,165.01)	0.9804666	(\$2,122.72)	\$0.00	(\$42.29)
24	5079121	2700	\$16,256.25	1	\$16,256.25	\$0.00	\$0.00
24	5079121	7400	\$1,000.00	1	\$1,000.00	\$0.00	\$0.00
24	5169022	1200	\$0.00		\$0.00	\$0.00	\$0.00
24	5169022	2400	\$0.00		\$0.00	\$0.00	\$0.00
24	5169022	2400	\$0.00		\$0.00	\$0.00	\$0.00
24	5169023	1200	\$26,217.03	1	\$26,217.03	\$0.00	\$0.00
24	5169023	1200	\$17,478.00	1	\$17,478.00	\$0.00	\$0.00
24	5169023	1200	\$5,915.59	1	\$5,915.59	\$0.00	\$0.00
24	5169023	1200	\$0.00		\$0.00	\$0.00	\$0.00
24	5169023	2100	\$0.00		\$0.00	\$0.00	\$0.00
24	5169023	2100	\$6,327.38	1	\$6,327.38	\$0.00	\$0.00
24	5169023	2100	\$3,815.26	1	\$3,815.26	\$0.00	\$0.00
24	5169023	2100	\$0.00		\$0.00	\$0.00	\$0.00
24	5169023	2200	(\$399.45)	1	(\$399.45)	\$0.00	\$0.00
24	5169023	2400	\$1,712.92	1	\$1,712.92	\$0.00	\$0.00

Fiscal Year	Fund - Expledger	Function First Two Digits	Fiscal Year Budgeted Amount	% Expensed	Fiscal Year Expense Amount	Fiscal Year Encumbrance Amount	Balance
24	5169023	2400	(\$414.44)	1	(\$414.44)	\$0.00	\$0.00
24	5169023	7400	\$283,550.00	1	\$283,550.00	\$0.00	\$0.00
24	5169024	1200	\$473,298.11	0.88080286	\$416,882.33	\$0.00	\$56,415.78
24	5169024	1200	\$476,523.77	0.64492749	\$307,323.28	\$0.00	\$169,200.49
24	5169024	1200	\$127,199.92	0.84937679	\$108,040.66	\$0.00	\$19,159.26
24	5169024	1200	\$16,365.36	0.0762898	\$1,248.51	\$13,751.49	\$1,365.36
24	5169024	2100	\$0.00		\$0.00	\$0.00	\$0.00
24	5169024	2100	\$291,064.61	0.76825482	\$223,611.79	\$0.00	\$67,452.82
24	5169024	2100	\$196,926.06	0.65058129	\$128,116.41	\$1,650.89	\$67,158.76
24	5169024	2100	\$18,480.00	0	\$0.00	\$18,480.00	\$0.00
24	5169024	2200	\$75,000.00	0.32946667	\$24,710.00	\$25,000.00	\$25,290.00
24	5169024	2400	\$62,120.99	0.92420324	\$57,412.42	\$0.00	\$4,708.57
24	5169024	2400	\$0.00		\$0.00	\$0.00	\$0.00
24	5169024	3200	\$57,897.99	0.81815638	\$47,369.61	\$9,973.16	\$555.22
24	5169025	1200	\$0.00		\$0.00	\$0.00	\$0.00
24	5169025	1200	\$0.00		\$0.00	\$0.00	\$0.00
24	5169025	1200	\$0.00		\$0.00	\$0.00	\$0.00
24	5169025	1200	\$0.00		\$0.00	\$0.00	\$0.00
24	5169025	2100	\$0.00		\$0.00	\$0.00	\$0.00
24	5169025	2100	\$0.00		\$0.00	\$0.00	\$0.00
24	5169025	2100	\$0.00		\$0.00	\$0.00	\$0.00
24	5169025	2200	\$0.00		\$0.00	\$0.00	\$0.00
24	5169025	3200	\$0.00		\$0.00	\$0.00	\$0.00
24	5169122	1200	\$0.00		\$0.00	\$0.00	\$0.00
24	5169122	3200	\$0.00		\$0.00	\$0.00	\$0.00
24	5169123	1200	\$0.00		\$0.00	\$0.00	\$0.00
24	5169123	2100	\$0.00		\$0.00	\$0.00	\$0.00
24	5169123	2100	\$0.00		\$0.00	\$0.00	\$0.00
24	5169123	3200	\$0.00		\$0.00	\$0.00	\$0.00
24	5169123	7400	\$196,400.00	1	\$196,400.00	\$0.00	\$0.00
24	5519123	1200	\$2,941.43	0	\$0.00	\$0.00	\$2,941.43
24	5519123	7400	\$1,902.47	1	\$1,902.47	\$0.00	\$0.00
24	5519124	1200	\$0.00		\$5,886.21	\$2,200.00	(\$8,086.21)
24	5729023	1200	\$33,750.31	1	\$33,750.31	\$0.00	\$0.00
24	5729023	3200	\$186.58	1	\$186.58	\$0.00	\$0.00
24	5729023	7400	\$103,950.00	1	\$103,950.00	\$0.00	\$0.00
24	5729024	1200	\$564,229.76	0.81004058	\$457,049.00	\$0.00	\$107,180.76
24	5729024	3200	\$5,650.79	0.82973177	\$4,688.64	\$811.36	\$150.79
24	5729122	1100	\$0.00		\$0.00	\$0.00	\$0.00
24	5729123	1100	\$123,862.49	0.16624492	\$20,591.51	\$0.00	\$103,270.98
24	5729123	7400	\$9,725.00	1	\$9,725.00	\$0.00	\$0.00
24	5729124	1100	\$137,363.76	0.16501194	\$22,666.66	\$34,342.72	\$80,354.38
24	5849023	1100	\$4,572.66	0.09726286	\$444.75	\$0.00	\$4,127.91
24	5849023	2200	\$0.00		(\$591.92)	\$0.00	\$591.92
24	5849023	7400	\$3,700.00	1	\$3,700.00	\$0.00	\$0.00
24	5849024	2200	\$42,416.23	0.89052469	\$37,772.70	\$3,719.17	\$924.36
24	5849024	3200	\$4,386.18	0.54857758	\$2,406.16	\$1,980.02	\$0.00
24	5879023	1200	\$2,151.85	1	\$2,151.85	\$0.00	\$0.00
24	5879023	7400	\$12,200.00	1	\$12,200.00	\$0.00	\$0.00
24	5879024	1200	\$44,105.54	0.72826248	\$32,120.41	\$2,625.45	\$9,359.68
24	5879123	1200	\$3,132.80	0.95515513	\$2,992.31	\$2,439.98	(\$2,299.49)
24	5909022	2200	\$0.00		\$812.45	\$0.00	(\$812.45)
24	5909023	2200	\$6,717.67	1	\$6,717.67	\$0.00	\$0.00
24	5909023	3200	\$5,958.55	1	\$5,958.55	\$0.00	\$0.00
24	5909023	7400	\$21,250.00	1	\$21,250.00	\$0.00	\$0.00
24	5909024	2200	\$130,923.12	0.88334635	\$115,650.46	\$9,783.46	\$5,489.20
24	5909024	3200	\$14,886.07	0.36068956	\$5,369.25	\$9,318.88	\$197.94
24	5999022	3100	\$0.00		\$0.00	\$0.00	\$0.00
24	5999023	2700	\$152,521.48	0.77720843	\$118,540.98	\$33,990.50	(\$10.00)
		TOTALS	\$137,453,582.54				



GENERAL FUND-TRUE DAYS CASH

Includes Substitute Levy

