

Medina City Schools

Forecast Fund Analysis

April 30, 2024

	2023-2024 Original Estimate (1)	Y-T-D Actual July 2023 - June 2024 (2)	Percent	Variance (3)
Beginning Balance - July 1, 2023		39,972,859.26		0.00
General Fund	25,195,142.69			
Other Funds - Substitute Levy	14,777,716.57			
Revenue	<u>83,685,024.00</u> 83,685,024.00	<u>79,121,509.41</u> 79,121,509.41	<u>94.5%</u>	<u>4,563,514.59</u> 4,563,514.59
Expenditures	93,591,593.00	75,702,265.27	80.9%	17,889,327.73
Encumbrance	851,800.00	3,314,879.58		-2,463,079.58
	<u>94,443,393.00</u>	<u>79,017,144.85</u>		<u>15,426,248.15</u>
Ending Balance - June 30, 2024	<u>29,214,490.26</u>	<u>40,077,223.82</u>		<u>-10,862,733.56</u>

Original Estimate revenue, expenditure and encumbrance taken from May 2022 five-year forecast
Includes May 2018 Substitute Levy

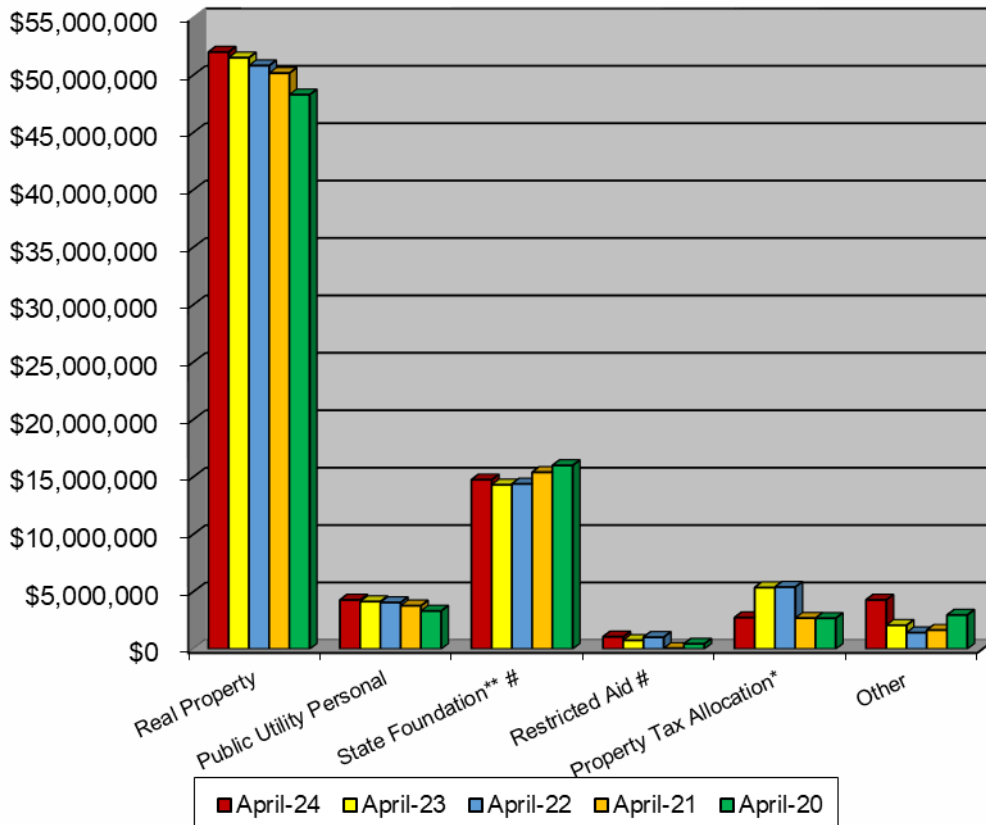
Forecast Funds Summary

April 2024

Revenues

1. Real Property Taxes – Total Real Property Taxes received from the beginning of the fiscal year until April 30, 2024 is \$51,997,996.01. This is an increase of 1.0% above last year's taxes received at this time. (\$1,315,969.02) was collected in April.
2. Public Utility Personal Property Taxes – Total Public Utility Personal Property Taxes received from the beginning of the fiscal year until April 30, 2024 is \$4,278,431.38. These monies are distributed upon settlement from the County Auditor. This amount is listed in a separate line for State and five-year forecasting purposes. \$2,188,099.24 had been transferred from Real Property Taxes in April.
3. State Foundation – State Foundation monies received from the State of Ohio from the beginning of the fiscal year until April 30, 2024 total \$14,745,347.06. This is an increase of 3.1% above last year's foundation money received at this time. \$1,387,392.65 was collected in April.
4. Restricted Aid – Restricted Aid monies are for Career Tech funding and Economically Disadvantaged Students. We have added e-Rate funding as well because these funds are restrictive to technology. Monies received from the beginning of the fiscal year until April 30, 2024 total \$1,073,192.41. \$406,439.50 was collected in April. \$333,548.78 was a one-time payment for instructional materials.
5. Homestead and Rollback – Monies received from the State of Ohio from the beginning of the fiscal year until April 30, 2024 total \$2,745,184.72. Receipts are based upon the real property taxes collected and Homestead filings with the County Auditor.
6. Other – Other monies received from the beginning of the fiscal year until April 30, 2024 total \$4,281,357.83. This is an increase of 106.2% above last year at this time. \$1,940,465.89 was collected in April. The district returned advances two months earlier than in the past.

Forecast Fund Revenue



	April-24	April-23	April-22	April-21	April-20	Current Forecast
Real Property	\$51,997,996	\$51,501,614	\$50,818,509	\$50,162,687	\$48,279,664	\$52,725,316
Public Utility Personal	\$4,278,431	\$4,137,682	\$4,054,762	\$3,774,750	\$3,317,403	\$4,234,262
State Foundation** #	\$14,745,347	\$14,306,826	\$14,384,322	\$15,397,305	\$15,991,813	\$17,426,501
Restricted Aid #	\$1,073,192	\$759,064	\$1,028,547	\$69,049	\$447,303	\$862,903
Property Tax Allocation*	\$2,745,185	\$5,357,010	\$5,400,442	\$2,695,062	\$2,680,748	\$5,475,462
Other	\$4,281,358	\$2,076,758	\$1,434,086	\$1,648,532	\$2,962,202	\$4,292,461
Total	\$79,121,509	\$78,138,955	\$77,120,669	\$73,747,385	\$73,679,134	\$85,016,905
State %	23.5%	26.1%	27.0%	24.6%	26.0%	

* Includes Homestead/Rollback, Tangible Personal Property Tax Fixed Rate Loss Reimbursement and Electric Deregulation.

** Includes Casino Revenue in State Foundation beginning January 2013 and Economic Disadvantaged Funding in November 2013.

Encompasses the Fair School Funding Plan as of January 2022

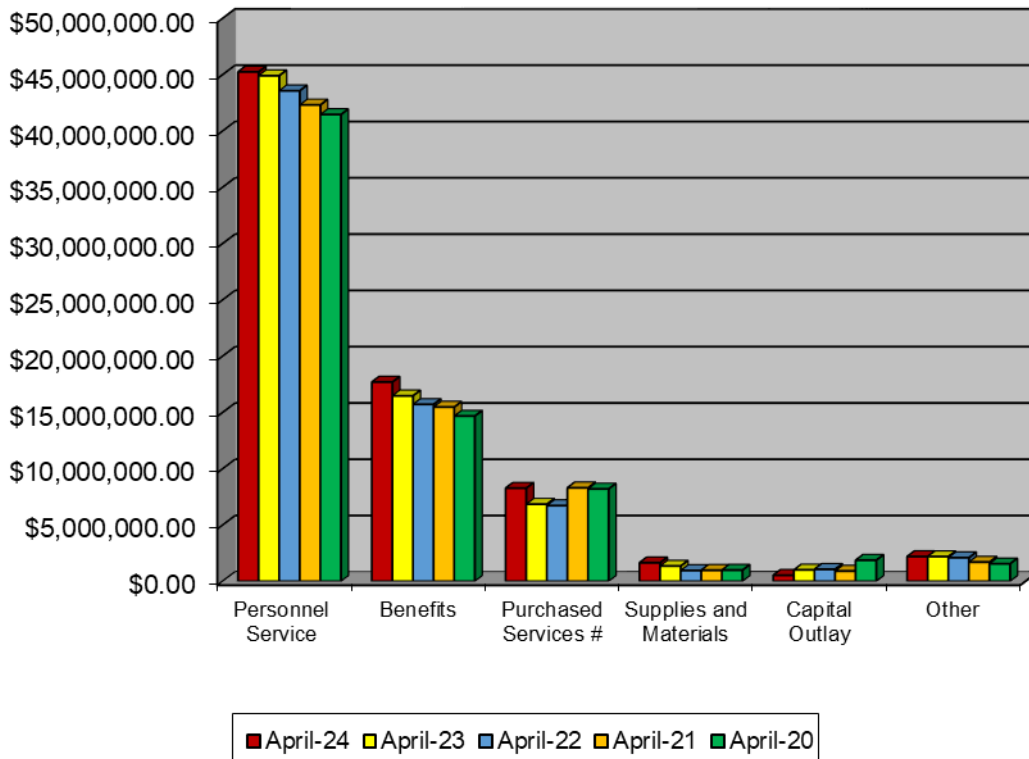
Forecast Funds Summary

April 2024

Expenditures

1. Personnel Services– The costs for personnel services for the School District from the beginning of the fiscal year until April 30, 2024 was \$45,232,455.59. This was an increase of 0.8% above last year at this time. \$4,137,642.51 was spent in April.
2. Benefits – The cost for benefits for the School District from the beginning of the fiscal year until April 30, 2024 was \$17,693,382.40. This was an increase of 7.5% above last year at this time. \$1,726,802.23 was spent in April.
3. Purchased Services – The cost for purchased services for the district from the beginning of the fiscal year until April 30, 2024 total \$8,264,018.25. This was a 20.8% increase above last year at this time. \$1,215,215.64 was spent in April.
4. Supplies and Materials – The cost for supplies and materials for the district from the beginning of the fiscal year until April 30, 2024 total \$1,642,209.77. This was a 21.7% increase above last year at this time. \$334,143.52 was spent in April.
5. Capital Outlay – The cost for capital outlay for the district from the beginning of the fiscal year until April 30, 2024 total \$528,570.69. This was a 47.2% decrease below last year at this time. \$14,845.63 was spent in April.
6. Other – The cost of other expenditures excluding transfers for the district was \$2,191,278.57 for the fiscal year until April 30, 2024. This was a 0.3% increase above last year at this time. \$666,125.37 spent in April.

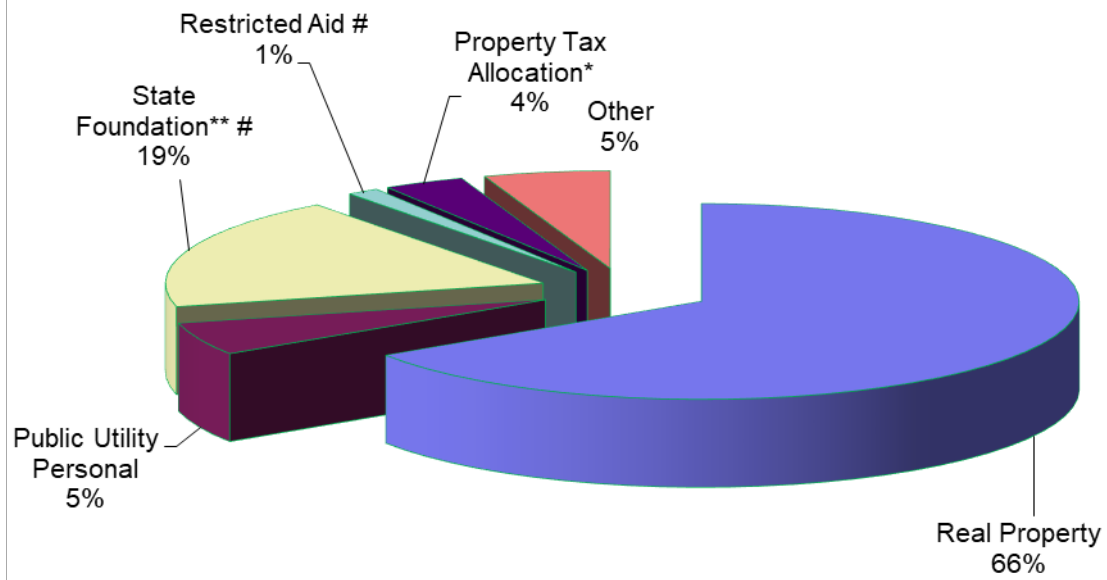
Forecast Fund Expenditures



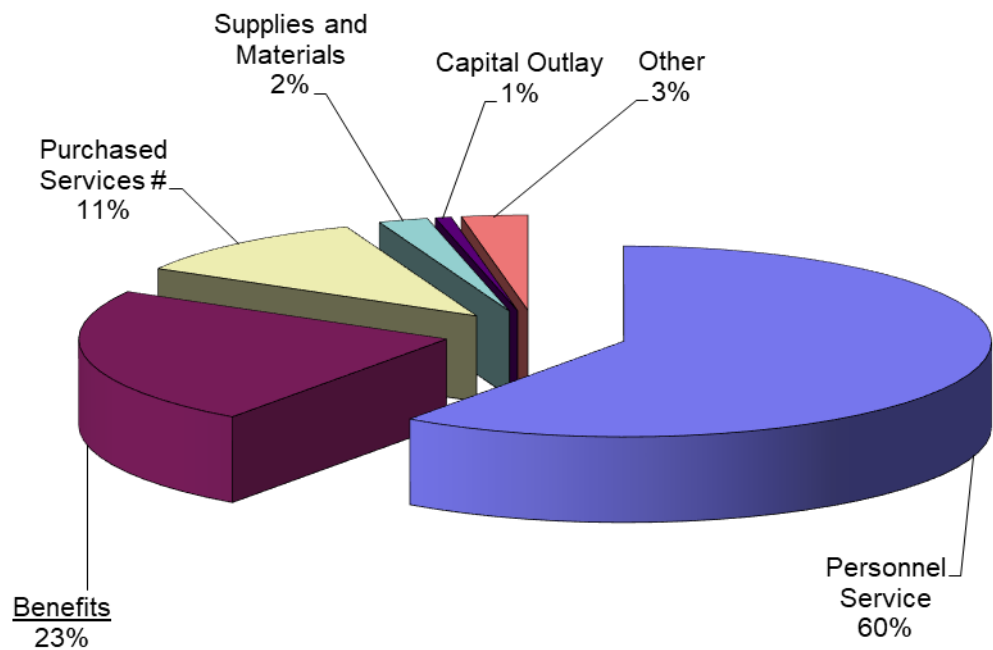
	April-24	April-23	April-22	April-21	April-20	Current Forecast
Personnel Service	\$45,232,455.59	\$44,899,340	\$43,562,013.28	\$42,306,677	\$41,455,638	\$58,584,346
Benefits	\$17,693,382.40	\$16,465,373	\$15,708,118.37	\$15,468,482	\$14,667,088	\$21,520,557
Purchased Services #	\$8,264,018.25	\$6,843,176	\$6,717,917.89	\$8,297,788	\$8,195,137	\$8,505,870
Supplies and Materials	\$1,642,209.77	\$1,349,586	\$952,824.41	\$971,420	\$987,261	\$1,244,205
Capital Outlay	\$528,570.69	\$1,002,270	\$1,057,388.91	\$900,372	\$1,867,977	\$1,207,052
Other	\$2,191,278.57	\$2,184,691	\$2,092,875.55	\$1,697,973	\$1,548,813	\$2,287,076
Transfers and Adv., Etc.	\$150,350.00	\$480,680	\$439,212.52	\$428,544	\$441,301	\$820,835
Other than Debt						
Total	\$75,702,265.27	\$73,225,116	\$70,530,351	\$70,071,255	\$69,163,215	\$94,169,941

Reduced with Fair School Funding Plan in January 2022

Current Forecast Fund Revenue



Current Forecast Fund Expenditures



	03/01/24	03/15/24	03/29/24	04/12/24	04/26/24	Last Five Pay Variance
FOOD SERVICE	\$30,229.20	\$29,379.21	\$29,379.21	\$29,379.21	\$29,379.21	-2.89%
TRANSPORTATION	\$46,139.46	\$46,139.46	\$46,139.46	\$49,760.05	\$45,233.07	-2.00%
IPP	\$90,194.40	\$96,592.76	\$90,024.17	\$90,024.17	\$90,024.17	-0.19%
SECRETARY	\$43,761.08	\$43,761.08	\$43,761.08	\$43,761.08	\$43,761.08	0.00%
MEDIA IPP	\$10,884.69	\$10,884.69	\$10,884.69	\$10,884.69	\$10,884.69	0.00%
12 MONTH	133,558.12	131,890.98	\$131,769.71	\$131,769.71	\$131,769.71	-1.36%
PREVENTION COORDINATORS	\$10,277.42	\$10,277.42	\$10,277.42	\$10,277.42	\$10,277.42	0.00%
ADMIN	\$29,267.18	\$29,267.18	\$29,267.18	\$29,267.18	\$29,267.18	0.00%
TEACHERS	1,512,765.91	1,512,765.91	\$1,512,765.91	\$1,512,765.91	\$1,512,765.91	0.00%
CERTIFIED 204:	\$7,840.41	\$7,840.41	\$7,840.41	\$7,840.41	\$7,840.41	0.00%
ASST PRINCIPAL	\$24,223.89	\$24,223.89	\$24,223.89	\$24,223.89	\$24,223.89	0.00%
CERT 12 MNTH- admin certified	\$28,953.44	\$28,953.44	\$28,953.44	\$28,953.44	\$28,953.44	0.00%
CERTIFIED 219- PRINCIPALS	\$72,063.09	\$72,063.09	\$72,063.09	\$72,063.09	\$72,063.09	0.00%
CERTIFIED 194:	\$7,969.45	\$7,969.45	\$7,969.45	\$7,969.45	\$7,969.45	0.00%
PSYCHS	\$29,963.00	\$29,963.00	\$29,963.00	\$29,963.00	\$29,963.00	0.00%

Medina City School District

Sales Tax Update

Date	Sales Tax Description	Receipts	Expenditures	Balance
July 1, 2023	Beginning Balance (071) Sales Tax and (002-9012) Bond			\$3,479,546.49
July	Sales Tax Distribution	\$975,501.22		\$4,455,047.71
	Summer Paving Project Consulting Services		\$8,340.21	\$4,446,707.50
	MHS Gym Scoreboards		\$76,218.00	\$4,370,489.50
	Summer Paving Project		\$10,089.92	\$4,360,399.58
	Roofing Project		\$30,449.70	\$4,329,949.88
	Asphalt Overlay and Removal		\$57,617.00	\$4,272,332.88
	Compressor for Walk In Freezer Claggett		\$3,865.00	\$4,268,467.88
	Fleet Master Lease Agreement		\$7,496.46	\$4,260,971.42
August	Summer Paving Project Consulting Services		\$32,605.42	\$4,228,366.00
	Roof Replacement Project Consulting Services		\$9,830.14	\$4,218,535.86
	Scoreboard Booster Payment		(\$30,487.20)	\$4,249,023.06
	Pickleball Court Construction		\$104,754.00	\$4,144,269.06
	Pickleball Court Construction - City Payment		(\$25,872.50)	\$4,170,141.56
	Pickleball Court Construction - City Payment		(\$22,000.00)	\$4,192,141.56
	District Paving 2023		\$248,623.91	\$3,943,517.65
	Roof Replacement Project		\$217,260.00	\$3,726,257.65
	Roofing Project 2022		\$89,719.79	\$3,636,537.86
	Fleet Master Lease Agreement		\$7,471.46	\$3,629,066.40
September	Summer Paving Project Consulting Services		\$263.30	\$3,628,803.10
	Digital Message Center Sign		\$4,210.75	\$3,624,592.35
	Summer Paving Project		\$15,000.00	\$3,609,592.35
	Pickleball Court Construction		\$37,284.00	\$3,572,308.35
	Pickleball Court Construction - City Payment		(\$52,377.00)	\$3,624,685.35
	Fleet Master Lease Agreement		\$7,351.97	\$3,617,333.38
October	Sales Tax Distribution	\$1,129,124.90		\$4,746,458.28
	MHS Scoreboards		\$68,596.20	\$4,677,862.08
	Pickleball Court Construction - City Payment		(\$18,642.00)	\$4,696,504.08
	Roof Replacement Project		\$166,071.03	\$4,530,433.05
	Scoreboard Booster Payment		(\$27,231.47)	\$4,557,664.52
November	COP's Principal and Interest		\$1,370,657.68	\$3,187,006.84
	Masonry Repairs Blake		\$8,760.00	\$3,178,246.84
	District Paving 2023		\$47,863.86	\$3,130,382.98
December	Heritage Renovation Consulting		\$34,320.00	\$3,096,062.98
	Fleet Master Lease Agreement		\$7,717.28	\$3,088,345.70
January 2024	Sales Tax Distribution	\$1,101,247.74		\$4,189,593.44
	Roof Replacement Project		\$67,659.11	\$4,121,934.33
	Walk In Cooler/Freezer at Blake		\$64,250.00	\$4,057,684.33
	Fleet Master Lease Agreement		\$7,714.35	\$4,049,969.98
February	Heritage Renovation Consulting		\$34,320.00	\$4,015,649.98
	Fleet Master Lease Agreement		\$7,717.28	\$4,007,932.70
March	Heritage Renovation Consulting		\$35,360.00	\$3,972,572.70
	Window Repair at MHS		\$6,528.00	\$3,966,044.70
	Fleet Master Lease Agreement		\$22,043.28	\$3,944,001.42
April	Blueprints for Bidders		\$30.00	\$3,943,971.42
	Heritage Renovation Consulting		\$4,792.01	\$3,939,179.41
	Fiscal Year Totals	\$3,205,873.86	\$2,746,240.94	

Medina City School District

Recreation Center

Date	Description	District Revenue	District Expenses	City Reimbursements	Total Balance
July 1, 2022	Beginning Balance (003-9001)				\$ 243,131.08
July	Rec Center Expansion Project		\$2,550.00		\$ 240,581.08
	Deposit in Error			\$22,000.00	\$ 262,581.08
	Natatorium Upgrade Project		\$105,800.00		\$ 156,781.08
August	Rec Center Expansion Project		\$2,550.00		\$ 154,231.08
	Consulting Services for Natatorium Upgrade Project		\$1,950.00		\$ 152,281.08
	Error Correction			-\$22,000.00	\$ 130,281.08
	Natatorium Upgrade Project		\$282,049.00		\$ (151,767.92)
September	Rec Center Expansion Project		\$2,550.00		\$ (154,317.92)
	Labor and Materials to Replair Severed Pipes in Pool		\$6,122.00		\$ (160,439.92)
October	Consulting Services for Natatorium Upgrade Project		\$1,050.00		\$ (161,489.92)
	Rec Center Expansion Project		\$2,550.00		\$ (164,039.92)
	Labor and Materials to Replair Severed Pipes in Pool			\$3,061.00	\$ (160,978.92)
	Natatorium Upgrade Project		\$184,287.00		\$ (345,265.92)
November	Rec Center Expansion Project		\$1,700.00		\$ (346,965.92)
December	Rec Center Expansion Project		\$1,700.00		\$ (348,665.92)
	Consulting Services for Natatorium Upgrade Project		\$750.00		\$ (349,415.92)
	New Batting Cage		\$1,800.00		\$ (351,215.92)
	New Batting Cage			\$900.00	\$ (350,315.92)
	Fire Alarm Service		\$3,030.10		\$ (353,346.02)
	Natatorium Upgrade Project		\$121,923.66		\$ (475,269.68)
	Natatorium Repaint Targets & Color LED Lights		\$9,749.20		\$ (485,018.88)
	Natatorium Deck Drain Replacement		\$77,183.40		\$ (562,202.28)
January 2024	Transfer from 001	\$130,000.00			\$ (432,202.28)
	Natatorium Upgrade Project			\$23,000.00	\$ (409,202.28)
	Fire Alarm Service		\$347.06		\$ (409,549.34)
	Fire Alarm Service			\$3,030.10	\$ (406,519.24)
	Natatorium Upgrade Project		\$119,341.34		\$ (525,860.58)
February	Hot Tub		\$3,710.00		\$ (529,570.58)
	Curtain Replacement		\$7,900.00		\$ (537,470.58)
March	Hot Tub			\$1,855.00	\$ (535,615.58)
	Fire Alarm Service			\$347.06	\$ (535,268.52)
	Curtain Replacement			\$3,950.00	\$ (531,318.52)
	Natatorium Upgrade Project			\$476,716.40	\$ (54,602.12)
April	N/A				
	Total Revenues, Expenditures and Reimbursements	\$ 130,000.00	\$ 940,592.76	\$ 512,859.56	



Medina City Schools

APRIL

MONTH END BANK ACCOUNT BALANCES:

OPERATING ACCOUNT - HUNTINGTON	\$	1,538,561.30
FLEX ACCOUNT - HUNTINGTON	\$	85,025.29
WORKERS COMP (ZBA) - HUNTINGTON	\$	-
WESTFIELD BANK	\$	3,221,115.25
WESTFIELD BANK COMMERCIAL CHECKING	\$	15,000.00
STAR OHIO - GENERAL	\$	15,040,456.81
JP Morgan / Metlife Claims	\$	29,984.22
RED TREE INVESTMENTS - GENERAL	\$	20,609,341.80
MULTISECURITIES FIXED	\$	11,336,000.00
MULTISECURITIES CASH FUND DEPOSITS	\$	50,949.48
5/3RD BANK	\$	7,800,981.90
T. ROWE PRICE Hoffman-Collins	\$	335,640.01
DWS -Hoffman- Collins	\$	544,274.63
DWS - Bushman	\$	8,896.55
Kanehl Stocks	\$	3,437.61
TOTAL BANK BALANCES	\$	60,619,664.85

PETTY CASH/CHANGE FUND:

PETTY CASH	\$	-
TOTAL PETTY CASH/CHANGE FUND	\$	-

DEPOSITS IN TRANSIT:

	\$	496,000.00	MBS TO HUNTINGTON
	\$	484,000.00	5/3rd Money Market h
TOTAL DEPOSITS IN TRANSIT	\$	980,000.00	

OUTSTANDING CHECKS:

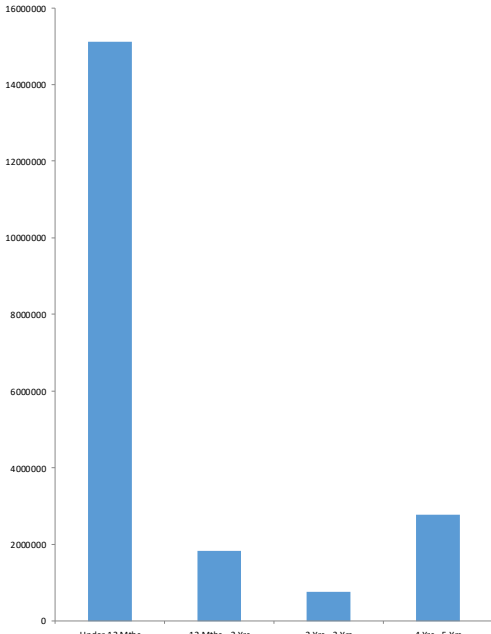
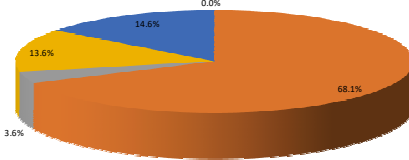
OPERATING ACCOUNT - HUNTINGTON:			
CHECKS	(163,749.61)		
EFT-MEMO CKS	(44,699.98)		
Workers Comp Outstanding Checks	(6,817.02)	SHEAKLEY	
Flex Outstanding Checks	(426.22)		
PAYROLL ACCOUNT - HUNTINGTON:			
CHECKS	(628.30)	1019213:1021168	
EFTS	(299,916.53)		
TOTAL OUTSTANDING CHECKS	\$	(516,237.66)	

MISCELLANEOUS ADJUSTMENTS:

QTRLY TAXES	(92.58)		
DO NOT RECEIPT	(7,000.00)	DRAGONFLY TRANSFR	
ADJUSTMENTS IN TRANSIT	(73,690.56)		
TOTAL LIABILITIES ADJUSTMENTS	\$	(80,783.14)	
TOTAL BANK BALANCE	\$	61,002,644.05	
PER FINSUM (eFP)	\$	61,002,644.05	POST PAYROLL

Difference \$ -

Monthly Investment Summary
Medina City School District
US Bank Custodian Acct Ending x70982
 April 30, 2024

Monthly Cash Flow Activity		Market Value Summary				
From 03-31-24 through 04-30-24						
Beginning Book Value	20,541,834.98					
Contributions	0.00					
Withdrawals	0.00					
Realized Gains/Losses	0.00					
Gross Interest Earnings	67,506.82					
Ending Book Value	20,609,341.80					
		Security Type	Market Value	Pct. Assets	Avg Yield at Cost	Wght Avg Mat
		Money Market Fund				
		MONEY MARKET FUND	1,385.66	0.0	5.17	0.00
		Fixed Income				
		MUNICIPAL BONDS	738,385.00	3.6	0.83	1.20
		U.S. GOVERNMENT AGENCY NOTES	13,871,775.06	67.7	2.56	0.92
		U.S. TREASURY NOTES	2,769,300.51	13.5	4.80	2.28
		Accrued Interest	113,259.10	0.6		
		Commercial Paper				
		COMMERCIAL PAPER	2,981,404.95	14.6	5.69	0.41
		TOTAL PORTFOLIO	20,475,510.28	100.0	3.26	1.04
Maturity Distribution		Security Type Allocation				
Distribution by Maturity 						

Disclosures:

RedTree's internal accounting system is used as the source of the market value of this account. Although obtained from a source believed to be reliable, we cannot guarantee its accuracy. You should review all account statements provided by the custodian and compare with the statements provided by RedTree.

Portfolio Holdings Report
Medina City School District
US Bank Custodian Acct Ending x70982
April 30, 2024

Quantity	Cusip	Security Description	Moody's	S&P	Cost Basis	Market Value	Yield at Cost	Wtd Maturity	Purchase Date
U.S. GOVERNMENT AGENCY NOTES									
1,200,000	3133EMGF3	Federal Farm Credit Bank 0.350% Due 05-16-24	Aaa	AA+	1,197,900.00	1,197,445.46	0.40	0.04	11-19-20
375,000	3133ENWP1	Federal Farm Credit Bank 2.625% Due 05-16-24	Aaa	AA+	373,519.87	374,569.12	5.49	0.04	03-27-24
1,000,000	3130A1XJ2	Federal Home Ln Bank 2.875% Due 06-14-24	Aaa	AA+	993,770.00	996,871.18	5.39	0.12	03-15-24
1,000,000	3130AT4D6	Federal Home Ln Bank 3.375% Due 06-14-24	Aaa	AA+	994,331.00	997,417.26	5.43	0.12	03-05-24
115,000	3130ANMM9	Federal Home Ln Bank 0.540% Due 08-26-24	Aaa	AA+	115,000.00	113,205.42	0.54	0.32	08-26-21
750,000	3130ANX88	Federal Home Ln Bank 0.500% Due 09-27-24	Aaa	AA+	749,775.00	735,012.56	0.51	0.40	09-27-21
1,500,000	3130ALQV9	Federal Home Ln Bank 0.570% Due 09-30-24	Aaa	AA+	1,500,000.00	1,470,471.40	0.57	0.41	03-30-21
500,000	3130ALTH7	Federal Home Ln Bank 0.510% Due 09-30-24	Aaa	AA+	500,000.00	489,900.97	0.51	0.41	03-30-21
415,000	3130AKDS2	Federal Home Ln Bank 0.390% Due 10-28-24	Aaa	AA+	415,402.55	405,360.77	0.36	0.48	02-19-21
1,000,000	3135G06E8	Federal Natl Mtg Assoc 0.420% Due 11-18-24	Aaa	AA+	998,250.00	974,034.45	0.46	0.53	11-18-20
1,065,000	3133EPWP6	Federal Farm Credit Bank 5.500% Due 11-25-24	Aaa	AA+	1,064,829.60	1,065,377.77	5.52	0.54	09-25-23
1,200,000	3133EMER9	Federal Farm Credit Bank 0.470% Due 01-27-25	Aaa	AA+	1,198,620.00	1,158,342.49	0.50	0.72	10-29-20
600,000	3130AV7L0	Federal Home Ln Bank 5.000% Due 02-28-25	Aaa	AA+	595,584.00	598,418.68	5.57	0.79	10-20-23
250,000	3130AWLY4	Federal Home Ln Bank 5.125% Due 06-13-25	Aaa	AA+	249,855.00	249,713.36	5.16	1.05	08-24-23
800,000	3134GXDM3	Federal Home Ln Mtg 0.620% Due 12-01-25	Aaa	AA+	799,400.00	745,091.17	0.64	1.54	12-02-20
380,000	3134GXHD9	Federal Home Ln Mtg 0.700% Due 12-23-25	Aaa	AA+	380,000.00	353,417.38	0.70	1.59	12-23-20
500,000	3130AKZ25	Federal Home Ln Bank 0.650% Due 02-26-26	Aaa	AA+	500,000.00	460,628.48	0.65	1.77	02-26-21
200,000	3133EPWK7	Federal Farm Credit Bank 4.500% Due 09-22-28	Aaa	AA+	198,250.20	197,816.74	4.70	3.92	09-29-23
300,000	3134H1ES8	Federal Home Ln Mtg 6.000% Due 09-27-28	Aaa	AA+	300,000.00	298,392.99	6.00	3.80	09-29-23
725,000	3133EPZN8	Federal Farm Credit Bank 5.000% Due 10-24-28	Aaa	AA+	724,463.50	731,487.72	5.02	3.98	10-24-23
260,000	3130B07A1	Federal Home Ln Bank 6.000% Due 03-21-29	Aaa	AA+	260,000.00	258,799.68	6.00	4.16	03-21-24
	Accrued Interest					79,287.79			
					14,108,950.72	13,951,062.85	2.56	0.92	
MUNICIPAL BONDS									
500,000	677581JB7	State of Ohio, OH REV 0.520% Due 12-15-24	Aa2	AA	500,000.00	484,780.00	0.52	0.61	06-08-21
250,000	668180CW0	Northwestern LSD, OH GO 5.820% Due 12-01-26	Aa2		304,310.00	253,605.00	1.42	2.32	10-12-21
	Accrued Interest					7,044.72			
					804,310.00	745,429.72	0.83	1.20	
U.S. TREASURY NOTES									
1,000,000	912828WJ5	US Treasury Note 2.500% Due 05-15-24	Aaa	AA+	975,546.88	998,870.82	5.39	0.04	06-30-23

Disclosures:

RedTree's internal accounting system is used as the source of the market value of this account. Although obtained from a source believed to be reliable, we cannot guarantee its accuracy. You should review all account statements provided by the custodian and compare with the statements provided by RedTree.

Questions? Call 888.596.2293 or email info@redtreeinv.com

Portfolio Holdings Report
Medina City School District
US Bank Custodian Acct Ending x70982
 April 30, 2024

Quantity	Cusip	Security Description	Moody's	S&P	Cost Basis	Market Value	Yield at Cost	Wtd Maturity	Purchase Date
500,000	91282CHM6	US Treasury Note 4.500% Due 07-15-26	Aaa	AA+	499,003.91	494,648.44	4.59	2.05	02-29-24
500,000	91282CHQ7	US Treasury Note 4.125% Due 07-31-28	Aaa	AA+	495,429.69	487,460.94	4.35	3.81	02-29-24
500,000	91282CKD2	US Treasury Note 4.250% Due 02-28-29	Aaa	AA+	498,554.69	489,609.37	4.31	4.28	02-29-24
300,000	91282CKP5	US Treasury Note 4.625% Due 04-30-29	Aaa	AA+	299,582.77	298,710.94	4.66	4.42	04-30-24
Accrued Interest						26,926.59			
					2,768,117.94	2,796,227.10	4.80	2.28	
COMMERCIAL PAPER									
250,000	89233GEQ5	Toyota Motor Credit 0.000% Due 05-24-24	P-1	A-1+	239,426.80	249,115.75	5.91	0.07	08-29-23
450,000	89233GFE1	Toyota Motor Credit 0.000% Due 06-14-24	P-1	A-1+	431,102.76	447,010.20	5.87	0.12	09-19-23
1,000,000	63307LH87	National Bank of Canada 0.000% Due 08-08-24	P-1	A-1	958,305.00	984,972.00	5.82	0.27	11-13-23
400,000	89119AM39	TD USA 0.000% Due 12-03-24	P-1	A-1+	385,666.67	387,160.40	5.35	0.58	03-28-24
350,000	89233GND4	Toyota Motor Credit 0.000% Due 01-13-25	P-1	A-1+	336,061.25	336,911.40	5.53	0.69	04-18-24
600,000	17327ANM5	Citigroup 0.000% Due 01-21-25	P-1	A-1	576,015.00	576,235.20	5.55	0.71	04-26-24
					2,926,577.48	2,981,404.95	5.69	0.41	
MONEY MARKET FUND									
	USBMMF	First American Treasury Obligations Fund			1,385.66	1,385.66	5.17		
TOTAL PORTFOLIO					20,609,341.80	20,475,510.28	3.26	1.04	

Disclosures:

RedTree's internal accounting system is used as the source of the market value of this account. Although obtained from a source believed to be reliable, we cannot guarantee its accuracy. You should review all account statements provided by the custodian and compare with the statements provided by RedTree.

Questions? Call 888.596.2293 or email info@redtreeinv.com

Monthly Activity Reports
Medina City School District
US Bank Custodian Acct Ending x70982
 From 04-01-24 Through 04-30-24

GROSS INTEREST INCOME

Ex-Date	Pay-Date	Security	Amount
U.S. GOVERNMENT AGENCY NOTES			
04-01-24	04-01-24	Federal Home Ln Bank 0.570% Due 09-30-24	4,275.00
04-01-24	04-01-24	Federal Home Ln Bank 0.510% Due 09-30-24	1,275.00
04-24-24	04-24-24	Federal Farm Credit Bank 5.000% Due 10-24-28	18,125.00
04-29-24	04-29-24	Federal Home Ln Bank 0.390% Due 10-28-24	809.25
			24,484.25
COMMERCIAL PAPER			
04-01-24	04-01-24	JP Morgan 0.000% Due 04-01-24	21,000.00
04-16-24	04-16-24	Toyota Motor Credit 0.000% Due 04-16-24	10,436.81
04-19-24	04-19-24	Canadian Imp Holdings 0.000% Due 04-19-24	10,575.00
			42,011.81
MONEY MARKET FUND			
04-01-24	04-01-24	First American Treasury Obligations Fund	1,010.76
GROSS INCOME			67,506.82

Disclosures:

RedTree's internal accounting system is used as the source of the market value of this account. Although obtained from a source believed to be reliable, we cannot guarantee its accuracy. You should review all account statements provided by the custodian and compare with the statements provided by RedTree.

Questions? Call 888.596.2293 or email info@redtreeinv.com

Purchase and Sale
Medina City School District
US Bank Custodian Acct Ending x70982
 From 04-01-24 Through 04-30-24

Trade Date	Settle Date	Quantity	Security	Unit Price	Amount
PURCHASES					
04-24-2024	04-26-2024	600,000	Citigroup 0.000% Due 01-21-25	96.00	576,015.00
04-17-2024	04-18-2024	350,000	Toyota Motor Credit 0.000% Due 01-13-25	96.02	336,061.25
04-30-2024	04-30-2024	300,000	US Treasury Note 4.625% Due 04-30-29	99.86	299,582.77
					1,211,659.02
SALES					
04-19-2024	04-19-2024	250,000	Canadian Imp Holdings 0.000% Due 04-19-24	100.00	250,000.00
04-01-2024	04-01-2024	500,000	JP Morgan 0.000% Due 04-01-24	100.00	500,000.00
04-16-2024	04-16-2024	250,000	Toyota Motor Credit 0.000% Due 04-16-24	100.00	250,000.00
					1,000,000.00

Disclosures:

RedTree's internal accounting system is used as the source of the market value of this account. Although obtained from a source believed to be reliable, we cannot guarantee its accuracy. You should review all account statements provided by the custodian and compare with the statements provided by RedTree.

Questions? Call 888.596.2293 or email info@redtreeinv.com

Realized Gains/Losses
Medina City School District
US Bank Custodian Acct Ending x70982
 From 04-01-24 Through 04-30-24

Open Date	Close Date	Quantity	Security	Cost Basis	Proceeds	Gain Or Loss	
						Short Term	Long Term
TOTAL GAINS						0.00	0.00
TOTAL LOSSES						0.00	0.00
				0.00	0.00	0.00	0.00
TOTAL REALIZED GAIN/LOSS		0.00					

Disclosures:

RedTree's internal accounting system is used as the source of the market value of this account. Although obtained from a source believed to be reliable, we cannot guarantee its accuracy. You should review all account statements provided by the custodian and compare with the statements provided by RedTree.

Questions? Call 888.596.2293 or email info@redtreeinv.com

ENV# CEBQFZPFBBMHGQW_BBBBB
FIFTH THIRD SECURITIES, INC.
MD 1M0B2A
5050 KINGSLEY DRIVE
CINCINNATI, OH 45263



MEDINA CITY SCHOOLS
DAVID CHAMBERS
739 WEYMOUTH RD
MEDINA OH 44256

STATEMENT FOR THE PERIOD APRIL 1, 2024 TO APRIL 30, 2024

MEDINA CITY SCHOOLS - Corporation
Account Number: [REDACTED]

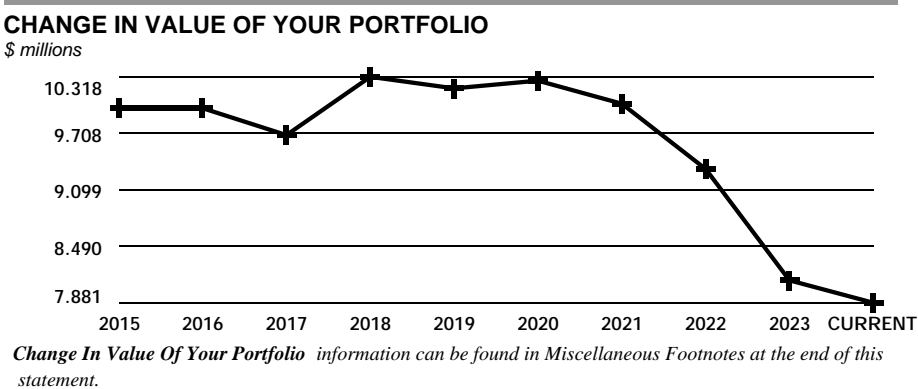
BEGINNING VALUE OF YOUR PORTFOLIO	\$7,886,731.05
TOTAL VALUE OF YOUR PORTFOLIO	\$7,880,846.65

For questions about your accounts:
In-State: 614 744 5496
National: 888 889 1025

By the courtesy of:
Carter & Savage

FOR YOUR INFORMATION

Fifth Third Securities, Inc. Investments offered through Fifth Third Securities, Inc., member FINRA/SIPC



Statement for the Period April 1, 2024 to April 30, 2024

MEDINA CITY SCHOOLS - Corporation
Account Number: [REDACTED]



Account Overview

CHANGE IN ACCOUNT VALUE	Current Period	Year-to-Date
BEGINNING VALUE	\$7,886,731.05	\$8,125,004.49
Additions and Withdrawals	(\$13,483.17)	(\$288,998.82)
Misc. & Corporate Actions	\$0.00	\$0.00
Income	\$13,483.17	\$39,998.82
Taxes, Fees and Expenses	\$0.00	\$0.00
Change in Value	(\$5,884.40)	\$4,842.16
ENDING VALUE (AS OF 04/30/24)	\$7,880,846.65	\$7,880,846.65

Refer to Miscellaneous Footnotes for more information on Change in Value.

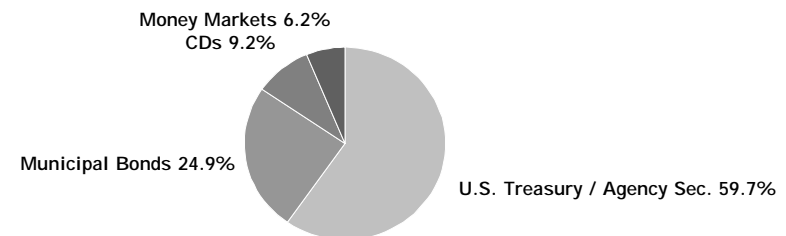
INCOME	Current Period	Year-to-Date
TAXABLE		
Taxable Dividends	\$1,566.85	\$4,395.78
Taxable Interest	\$11,916.32	\$35,603.04
TOTAL TAXABLE	\$13,483.17	\$39,998.82
TOTAL INCOME	\$13,483.17	\$39,998.82

Taxable income is determined based on information available to NFS at the time the statement was prepared, and is subject to change. Final information on taxation of interest and dividends is available on Form 1099-Div, which is mailed in February of the subsequent year.

MESSAGES AND ALERTS

Customers wishing to learn more about their investment professional can contact the FINRA BrokerCheck Hotline Number at 1-800-289-9999 or visit the FINRA Regulation website www.finra.org. Customers can also obtain an investor brochure that includes information describing the FINRA BrokerCheck program by contacting Brokerage Operations 1-888-889-1025.

ACCOUNT ALLOCATION



	Percent	Prior Period	Current Period
Money Markets	6.2 %	\$484,000.00	\$484,000.00
CDs	9.2	\$723,643.90	\$725,629.25
Municipal Bonds	24.9	\$1,969,295.90	\$1,964,130.40
U.S. Treasury / Agency Sec.	59.7	\$4,709,791.25	\$4,707,087.00
TOTAL	100.0 %	\$7,886,731.05	\$7,880,846.65

Account Allocation shows the percentage that each asset class represents of your total account value. Account Allocation for equities, fixed income, and other categories may include mutual funds and may be net of short positions. NFS has made assumptions concerning how certain mutual funds are allocated. Closed-end mutual funds and Exchange Traded Products (ETPs) listed on an exchange may be included in the equity allocation. The chart may not reflect your actual portfolio allocation. Consult your broker/dealer prior to making investment decisions.

Please note that the FDIC insured deposit at Fifth Third Bank under the Fifth Third BD Program is not covered by SIPC. The FDIC insured deposit is eligible for FDIC insurance subject to FDIC coverage limits at the time funds are deposited at Fifth Third Bank. As referenced in the Fifth Third BD Program disclosure document, clients are responsible for monitoring their total assets at Fifth Third Bank to determine the extent of available FDIC coverage.

Statement for the Period April 1, 2024 to April 30, 2024

MEDINA CITY SCHOOLS - Corporation
Account Number: [REDACTED]



Account Overview *continued*

MESSAGES AND ALERTS *continued*

Effective May 28, 2024, the settlement cycle for certain securities will shorten from Trade Date plus 2 Settlement Days to 1 Settlement Day. This change will require payment for trades to be finalized by the next business day, after a trade has been executed.

Fifth Third Securities reminds you to please promptly report any inaccuracies or discrepancies in your account to Brokerage Operations by calling 1-888-889-1025. Please reconfirm any oral communications in writing to your investment professional to further protect your rights under the Securities Investor Protection Act SIPA. Visit 53.com/FTSdisclosure to find important disclosures for retail investors, which includes information on the services our firm offers, fees, costs, and conflicts of interest.

Statement for the Period April 1, 2024 to April 30, 2024

MEDINA CITY SCHOOLS - Corporation
Account Number: [REDACTED]



Holdings

NFS-provided cost basis, realized gain (loss) and holding period information may not reflect all adjustments necessary for tax purposes. Please refer to Footnotes and Cost Basis Information at the end of this statement for more information.

For additional information regarding your holdings, please refer to the footnotes at the end of the statement.

Client Investment - Reflects the amount from share purchases, transfers and conversions that have customer or third party provided cost basis. The amount does not reflect all account activity, including, but not limited to shares acquired via certain corporate actions, gifted/inherited, date of death step-up, or dividend reinvestments. The amount may fluctuate over time based on activity within the account due to buying, transferring or converting additional shares or selling all or part of a security. Transfers or conversions that do not have cost basis will not be reflected in the Client Investment amount. The reflected Client Investment amount does not represent your cost basis reported on IRS Form 1099-B, as it is a separate calculation.

CASH AND CASH EQUIVALENTS - 6.14% of Total Account Value

Description	Symbol/Cusip Account Type	Quantity	Price on 04/30/24	Current Market Value	Estimated Annual Income
Money Markets					
FEDERATED HERMES GOVT OBLIGATIONS IS 7 DAY YIELD 5.17% Dividend Option Cash Capital Gain Option Cash	GOIXX CASH	484,000	\$1.00	\$484,000.00	
Total Cash and Cash Equivalents				\$484,000.00	

Statement for the Period April 1, 2024 to April 30, 2024

MEDINA CITY SCHOOLS - Corporation
Account Number: [REDACTED]



HOLDINGS > FIXED INCOME - 93.86% of Total Account Value

ALERT: You have a fixed income position due to mature within the next 90 days.

For an explanation of fixed income pricing, please see the last page. Redemption schedule(s), bond rating(s), and other information are provided where available. If information does not appear regarding a particular investment, it is not available.

Copyright 2022, S&P Global Market Intelligence. Reproduction of any information, data or material, including ratings ("Content") in any form is prohibited except with the prior written permission of the relevant party. Such party, its affiliates and suppliers ("Content Providers") do not guarantee the accuracy, adequacy, completeness, timeliness or availability of any Content and are not responsible for any errors or omissions (negligent or otherwise), regardless of the cause, or for the results obtained from the use of such Content. In no event shall Content Providers be liable for any damages, costs, expenses, legal fees, or losses (including lost income or lost profit and opportunity costs) in connection with any use of the Content. A reference to a particular investment or security, a rating or any observation concerning an investment that is part of the Content is not a recommendation to buy, sell or hold such investment or security, does not address the suitability of an investment or security and should not be relied on as investment advice. Credit ratings are statements of opinions and are not statements of fact.

Moody's® Copyright 2022, Moody's Investors Service, Inc. ("Moody's"). Moody's ratings ("Ratings") are proprietary to Moody's or its affiliates and are protected by copyright and other intellectual property laws. Ratings are licensed to Licensee by Moody's. RATINGS MAY NOT BE COPIED OR OTHERWISE REPRODUCED, REPACKAGED, FURTHER TRANSMITTED, TRANSFERRED, DISSEMINATED, REDISTRIBUTED OR RESOLD, OR STORED FOR SUBSEQUENT USE FOR ANY SUCH PURPOSE, IN WHOLE OR IN PART, IN ANY FORM OR MANNER OR BY ANY MEANS WHATSOEVER, BY ANY PERSON WITHOUT MOODY'S PRIOR WRITTEN CONSENT. Moody's® is a registered trademark.

Description	Symbol/Cusip Account Type	Quantity	Estimated Price on 04/30/24	Estimated Current Market Value	Estimated Annual Income	Original/Adjusted Cost Basis	Unrealized Gain (Loss)
CDs Certificates of Deposit (CDs), including Market Indexed CDs and Market Linked CDs (collectively, MCDs) are generally shown at estimated market prices based upon a matrix or model pricing method that may not represent the actual price if sold prior to maturity. However, CDs and MCDs may be shown at face value for up to seven calendar days from date of issue if estimated market prices have not been received from a third party pricing vendor. The actual value of CDs and MCDs may be different from their purchase price. CDs and MCDs are subject to interest rate risk. The estimated market price reflected for MCDs may not be based on the actual closing value of the linked market index on the final maturity date and the market value of MCDs may not correspond directly to increases or decreases in the underlying linked market index. You may sell CDs or MCDs in the secondary market subject to market conditions. The secondary market for CDs and MCDs is generally illiquid. If sold prior to maturity, the value of MCDs may be less than the purchase amount or face value. The sale or redemption of any fixed income security prior to maturity may result in a substantial gain or loss, and an early withdrawal penalty may apply. Certain MCDs may only be redeemed on pre-specified liquidation dates and may have call features that allow the issuer to call the MCD prior to maturity. Certain Step Rate CDs are also subject to reinvestment risk if call provisions are exercised by the issuer and if a CD with a comparable rate is not available. See sales materials or contact your broker/dealer for additional information.							
FIRST ST BK BUXTON ND CD 2.40000% 05/30/2024 FDIC INSURED CPN PMT MONTHLY Next Interest Payable: 05/30/24 Estimated Yield 2.40% Accrued Interest \$16.11 Average Unit Cost \$1.00 Client Investment \$245,000.00 Adjusted Cost Basis	31860PAL2 CASH	245,000	\$0.99761	\$244,414.45	\$5,880.00	\$245,000.00	
STATE BK REESEVILLE WIS CD 2.25000% 06/28/2024 FDIC INSURED CPN PMT MONTHLY Next Interest Payable: 05/28/24	856487AX1 CASH	240,000	\$0.99509	\$238,821.60	\$5,400.00	\$240,000.00	
						\$245,000.00	D (\$585.55)

Statement for the Period April 1, 2024 to April 30, 2024

MEDINA CITY SCHOOLS - Corporation
Account Number: [REDACTED]



HOLDINGS > FIXED INCOME *continued*

Description	Symbol/Cusip Account Type	Quantity	Estimated Price on 04/30/24	Estimated Current Market Value	Estimated Annual Income	Original/Adjusted Cost Basis	Unrealized Gain (Loss)
STATE BK REESEVILLE WIS CD 2.25000%	856487AX1	<i>continued</i>					
Estimated Yield 2.26%							
Accrued Interest \$44.38							
Average Unit Cost \$1.00							
Client Investment \$240,000.00							
Adjusted Cost Basis						\$240,000.00 D	(\$1,178.40)
RAYMOND JAMES BK NATL ASSN CD 2.00000%	75472RAE1	245,000	\$0.98936	\$242,393.20	\$4,900.00	\$245,000.00	
08/23/2024 FDIC INSURED	CASH						
CPN PMT SEMI-ANNUAL							
ON FEB 23, AUG 23							
Next Interest Payable: 08/23/24							
Estimated Yield 2.02%							
Accrued Interest \$912.88							
Average Unit Cost \$1.00							
Client Investment \$245,000.00							
Adjusted Cost Basis						\$245,000.00 D	(\$2,606.80)
Total CDs		730,000		\$725,629.25	\$16,180.00	\$730,000.00	(\$4,370.75)
Municipal Bonds							
COLUMBUS OHIO ST CMNTY COLLEGE 00.56700%	19954VAJ6	460,000	\$97.209	\$447,161.40	\$2,608.20	\$453,645.40	
12/01/2024 TAXABLE FACS CONSTR IMPT GO	CASH						
UNLTD TAX BDS SER. 2020 B							
UNLIMITED GEN OBLIG							
MOODY'S Aa1 /S&P AA							
CPN PMT SEMI-ANNUAL							
ON JUN 01, DEC 01							
Next Interest Payable: 06/01/24							
Accrued Interest \$1086.75							
Average Unit Cost \$98.62							
Client Investment \$453,645.40							
Adjusted Cost Basis						\$453,645.40 D	(\$6,484.00)
Unrealized Market Discount Income	\$779.77 Q						
CENTERVILLE OHIO CITY SCH DIST 00.81900%	152239JX8	250,000	\$93.374	\$233,435.00	\$2,047.50	\$250,772.50	
12/01/2025 TAXABLE UNLTD TAX GO IMPT REF	CASH						
BDS SER. 2020							
UNLIMITED GEN OBLIG							
MOODY'S Aa1							

Fifth Third Securities, Inc.

Account carried with National Financial Services LLC, Member
NYSE, SIPC

Statement for the Period April 1, 2024 to April 30, 2024

MEDINA CITY SCHOOLS - Corporation
Account Number: [REDACTED]



HOLDINGS > FIXED INCOME *continued*

Description	Symbol/Cusip Account Type	Quantity	Estimated Price on 04/30/24	Estimated Current Market Value	Estimated Annual Income	Original/Adjusted Cost Basis	Unrealized Gain (Loss)
CENTERVILLE OHIO CITY SCH DIST 00.81900%	152239JX8	<i>continued</i>					
CPN PMT SEMI-ANNUAL ON DEC 01, JUN 01 Next Interest Payable: 06/01/24 Accrued Interest \$853.13 Average Unit Cost \$100.11 Client Investment \$250,772.50 Adjusted Cost Basis						\$250,270.80 D	(\$16,835.80)
FRANKLIN CNTY OHIO TAXABLE GO LTD TAX	3531727W3	1,400,000	\$91.681	\$1,283,534.00	\$11,900.00	\$1,400,000.00	
00.85000% 06/01/2026 VAR PURP REF BDS SER. 2021 B LIMITED GEN OBLIG MOODY'S Aaa /S&P AAA CPN PMT SEMI-ANNUAL ON DEC 01, JUN 01 Next Interest Payable: 06/01/24 Accrued Interest \$4958.33 Average Unit Cost \$100.00 Client Investment \$1,400,000.00 Adjusted Cost Basis	CASH					\$1,400,000.00 D	(\$116,466.00)
Total Municipal Bonds		2,110,000		\$1,964,130.40	\$16,555.70	\$2,103,916.20	(\$139,785.80)
U.S. Treasury / Agency Securities							
FEDERAL NATL MTG ASSN NOTE 0.42000%	3135G06E8	275,000	\$97.42	\$267,905.00	\$1,155.00	\$274,835.00	
11/18/2024 MOODY'S Aaa /S&P AA+ CPN PMT SEMI-ANNUAL ON MAY 18, NOV 18 Next Interest Payable: 05/18/24 CALLABLE ON 05/18/2024 @ 100.0000 Accrued Interest \$522.96 Average Unit Cost \$99.94 Client Investment \$274,835.00 Adjusted Cost Basis	CASH					\$274,835.00 D	(\$6,930.00)
FEDERAL HOME LOAN BA SER HR-9025	3130AQRN5	1,000,000	\$97.566	\$975,660.00	\$21,500.00	\$994,230.00	
2.15000% 02/18/2025 MOODY'S Aaa /S&P AA+	CASH						

Fifth Third Securities, Inc.

Account carried with National Financial Services LLC, Member
NYSE, SIPC

MN _CEBQFZPFBBMHGQW_BBBBB 20240430

S

Statement for the Period April 1, 2024 to April 30, 2024

MEDINA CITY SCHOOLS - Corporation
Account Number: [REDACTED]



HOLDINGS > FIXED INCOME *continued*

Description	Symbol/Cusip Account Type	Quantity	Estimated Price on 04/30/24	Estimated Current Market Value	Estimated Annual Income	Original/Adjusted Cost Basis	Unrealized Gain (Loss)
FEDERAL HOME LOAN BA SER HR-9025	3130AQRN5	<i>continued</i>					
CPN PMT SEMI-ANNUAL ON AUG 18, FEB 18 Next Interest Payable: 08/18/24 CALLABLE ON 05/18/2024 @ 100.0000 STEP COUPON RESET FREQUENCY TERM MODE Accrued Interest \$4300.00 Average Unit Cost \$99.42 Client Investment \$994,230.00 Adjusted Cost Basis						\$994,230.00 D	(\$18,570.00)
FEDERAL FARM CR BKS BOND 0.53000%	3133EMFC1	1,000,000	\$94.419	\$944,190.00	\$5,300.00	\$998,500.00	
07/29/2025 MOODY'S Aaa /S&P AA+ CPN PMT SEMI-ANNUAL ON JAN 29, JUL 29 Next Interest Payable: 07/29/24 CONTINUOUSLY CALLABLE FROM 10/29/2021 CALLABLE ON 05/06/2024 @ 100.0000 Accrued Interest \$1354.44 Average Unit Cost \$99.85 Client Investment \$998,500.00 Adjusted Cost Basis	CASH					\$998,500.00 D	(\$54,310.00)
FEDERAL FARM CR BKS BOND 0.61000%	3133EL4W1	1,000,000	\$94.263	\$942,630.00	\$6,100.00	\$1,000,000.00	
08/25/2025 MOODY'S Aaa /S&P AA+ CPN PMT SEMI-ANNUAL ON FEB 25, AUG 25 Next Interest Payable: 08/25/24 CONTINUOUSLY CALLABLE FROM 02/25/2021 CALLABLE ON 05/06/2024 @ 100.0000 Accrued Interest \$1118.33 Average Unit Cost \$100.00 Client Investment \$1,000,000.00 Adjusted Cost Basis	CASH					\$1,000,000.00 D	(\$57,370.00)
FEDERAL HOME LOAN BA SER L7-2026	3130ALVT8	1,000,000	\$93.378	\$933,780.00	\$15,000.00	\$1,000,000.00	
1.50000% 04/14/2026	CASH						

Fifth Third Securities, Inc.

Account carried with National Financial Services LLC, Member
NYSE, SIPC

MN _CEBQFZPFBBMHGQW_BBBBB 20240430

S

Statement for the Period April 1, 2024 to April 30, 2024

MEDINA CITY SCHOOLS - Corporation
Account Number: [REDACTED]



HOLDINGS > FIXED INCOME *continued*

Description	Symbol/Cusip Account Type	Quantity	Estimated Price on 04/30/24	Estimated Current Market Value	Estimated Annual Income	Original/Adjusted Cost Basis	Unrealized Gain (Loss)
FEDERAL HOME LOAN BA SER L7-2026	3130ALVT8	continued					
MOODY'S Aaa /S&P AA+							
CPN PMT SEMI-ANNUAL							
ON OCT 14, APR 14							
Next Interest Payable: 10/14/24							
STEP COUPON							
RESET FREQUENCY TERM MODE							
Accrued Interest \$666.67							
Average Unit Cost \$100.00							
Client Investment \$1,000,000.00							
Adjusted Cost Basis						\$1,000,000.00 D	(\$66,220.00)
FEDERAL HOME LOAN BA SER TX-9026	3130ANZM5	700,000	\$91.846	\$642,922.00	\$7,000.00	\$698,999.00	
1.00000% 09/30/2026	CASH						
MOODY'S Aaa /S&P AA+							
CPN PMT SEMI-ANNUAL							
ON MAR 30, SEP 30							
Next Interest Payable: 09/30/24							
CALLABLE ON 06/30/2024 @ 100.0000							
STEP COUPON							
RESET FREQUENCY TERM MODE							
NEXT RESET 09/30/2024 @ 1.25000							
Accrued Interest \$583.33							
Average Unit Cost \$99.86							
Client Investment \$698,999.00							
Adjusted Cost Basis						\$698,999.00 D	(\$56,077.00)
Total U.S. Treasury / Agency Securities		4,975,000		\$4,707,087.00	\$56,055.00	\$4,966,564.00	(\$259,477.00)
Total Fixed Income		7,815,000		\$7,396,846.65	\$88,790.70	\$7,800,480.20	(\$403,633.55)
Total Fixed Income Client Investment	\$7,800,981.90						
Total Securities				\$7,396,846.65	\$88,790.70	\$7,800,480.20	(\$403,633.55)
TOTAL PORTFOLIO VALUE				\$7,880,846.65	\$88,790.70	\$7,800,480.20	(\$403,633.55)
TOTAL CLIENT INVESTMENT	\$7,800,981.90						

Fifth Third Securities, Inc.

MN _CEBQFZPFBBMHGQW_BBBBB 20240430

S

Account carried with National Financial Services LLC, Member
NYSE, SIPC

Statement for the Period April 1, 2024 to April 30, 2024

MEDINA CITY SCHOOLS - Corporation
Account Number: [REDACTED]



Activity

NFS-provided cost basis, realized gain (loss) and holding period information may not reflect all adjustments necessary for tax purposes. Please refer to Footnotes and Cost Basis Information at the end of this statement for more information.

CORE FUND ACTIVITY

For more information about the operation of your core account, please refer to your Customer Agreement.

Settlement Date	Account Type	Transaction	Description	Quantity	Amount
04/01/24	CASH	YOU BOUGHT	FEDERATED HERMES GOVT OBLIGATIONS IS @ 1	5,025.14	(\$5,025.14)
04/15/24	CASH	YOU BOUGHT	FEDERATED HERMES GOVT OBLIGATIONS IS @ 1	7,500	(\$7,500.00)
04/29/24	CASH	YOU BOUGHT	FEDERATED HERMES GOVT OBLIGATIONS IS @ 1	458.63	(\$458.63)
04/30/24	CASH	YOU SOLD	FEDERATED HERMES GOVT OBLIGATIONS IS @ 1	(12,983.77)	\$12,983.77
TOTAL CORE FUND ACTIVITY					\$0.00

ACTIVITY > ADDITIONS AND WITHDRAWALS > OTHER ADDITIONS AND WITHDRAWALS

Date	Account Type	Transaction	Description	Quantity	Amount
Other Additions and Withdrawals					
04/30/24	CASH	WIRE TRANS TO BANK	WD73753563 THE HUNTINGTON NATIONAL BANK [REDACTED]		(\$13,483.17)
Total Other Additions and Withdrawals					(\$13,483.17)
TOTAL ADDITIONS AND WITHDRAWALS					(\$13,483.17)

Statement for the Period April 1, 2024 to April 30, 2024

MEDINA CITY SCHOOLS - Corporation
Account Number: [REDACTED]

**ACTIVITY > INCOME > TAXABLE INCOME**

Settlement Date	Account Type	Transaction	Description	Quantity	Amount
Taxable Dividends					
03/28/24	CASH	DIVIDEND RECEIVED	FEDERATED HERMES GOVT OBLIGATIONS IS DIVIDEND RECEIVED		\$1,566.85
Total Taxable Dividends					\$1,566.85
Taxable Interest					
03/30/24	CASH	INTEREST	FIRST ST BK BUXTON ND CD 2.40000% 05/30/2024		\$483.29
04/01/24	CASH	INTEREST	FEDERAL HOME LOAN BA SER TX-9026 1.00000% 09/30/2026		\$2,975.00
04/15/24	CASH	INTEREST	FEDERAL HOME LOAN BA SER L7-2026 1.50000% 04/14/2026		\$7,500.00
04/28/24	CASH	INTEREST	STATE BK REESEVILLE WIS CD 2.25000% 06/28/2024		\$458.63
04/30/24	CASH	INTEREST	FIRST ST BK BUXTON ND CD 2.40000% 05/30/2024		\$499.40
Total Taxable Interest					\$11,916.32
Total Taxable Income					\$13,483.17
TOTAL INCOME					\$13,483.17

Brokerage

Account Statement

April 1, 2024 - April 30, 2024
Account Number: [REDACTED]MEDINA CITY SCHOOLS
739 WEYMOUTH RD
MEDINA OH 44256-2037**Your Account Executive:**
ANDREW CARDINALI

Portfolio at a Glance

	This Period
BEGINNING ACCOUNT VALUE	\$12,768,231.01
Deposits (Cash & Securities)	248,000.00
Withdrawals (Cash & Securities)	-1,773,869.37
Dividends, Interest and Other Income	50,926.32
Net Change in Portfolio¹	-5,907.32
ENDING ACCOUNT VALUE	\$11,287,380.64
Estimated Annual Income	\$445,365.50

¹ Net Change in Portfolio is the difference between the ending account value and beginning account value after activity.

Asset Summary

Percent	Asset Type	Last Period	This Period
1%	Cash, Money Funds, and Bank Deposits	536,892.53	50,949.48
99%	Fixed Income	12,231,338.48	11,236,431.16
100%	Account Total	\$12,768,231.01	\$11,287,380.64

Please review your allocation periodically with your Account Executive.

Client Service Information

Your Account Executive: ATT
ANDREW CARDINALI**Contact Information****E-Mail:** customerservice@mbssecurities.com**Client Service Information****Service Hours:** Weekdays 09:00 a.m. - 05:00 p.m. (EST)**Client Service Telephone Number:** (800) 967-9045**Web Site:** WWW.MBSSECURITIES.COM

Your Account Information

INVESTMENT OBJECTIVE

Investment Objective: NONE SPECIFIED

Please discuss your investment objective with your Account Executive.

TAX LOT DEFAULT DISPOSITION METHOD

Default Method for Mutual Funds: First In First Out

Default Method for Stocks in a Dividend Reinvestment Plan: First In First Out

Default Method for all Other Securities: First In First Out

BOND AMORTIZATION ELECTIONS

Amortize premium on taxable bonds based on Constant Yield Method: Yes

Accrual market discount method for all other bond types: Constant Yield Method

Include market discount in income annually: No

ELECTRONIC DELIVERY

You have **not** enrolled any documents for electronic delivery. The following documents are available for electronic delivery:

Statements and Reports

Notifications

Tax Documents

Trade Confirmations

Prospectus

Proxy/Shareholder Communications

Please log in to your account or contact your Account Executive to make any changes to your electronic delivery preferences.

Income and Expense Summary

	Current Period		Year-to-Date	
	Taxable	Non Taxable	Taxable	Non Taxable
Interest Income				
Bond Interest	50,846.60	0.00	153,518.41	0.00
Credit Interest	79.72	0.00	113.13	0.00
Total Income	\$50,926.32	\$0.00	\$153,631.54	\$0.00

Portfolio Holdings

Description	Quantity	Opening Balance	Closing Balance	Accrued Income	30-Day Yield
CASH, MONEY FUNDS AND BANK DEPOSITS 1.00% of Portfolio					
Cash Balance		536,892.53	50,949.48		
TOTAL CASH, MONEY FUNDS AND BANK DEPOSITS		\$536,892.53	\$50,949.48	\$0.00	

Description	Quantity	Market Price	Market Value	Accrued Interest	Estimated Annual Income	Estimated Yield
FIXED INCOME 99.00% of Portfolio (In Maturity Date Sequence)						
Certificates of Deposit						
BMO HARRIS BK NATL ASSN CHICAGO ILL CTF DEP 2.800% 06/10/24	248,000.0000	99.6940	247,241.12	2,701.50	6,944.00	2.80%
DTD 06/10/22 ACT/365						
Security Identifier: 05600XFU9						

**MBS MULTI-BANK SECURITIES, INC.***

1000 Town Center, Suite 2300
Southfield, MI 48075
(800) 967-9045

Member of FINRA & SIPC; MSRB Registered

April 1, 2024 - April 30, 2024
MEDINA CITY SCHOOLS

Portfolio Holdings (continued)

Description	Quantity	Market Price	Market Value	Accrued Interest	Estimated Annual Income	Estimated Yield
FIXED INCOME (continued)						
Certificates of Deposit (continued)						
LINCOLN SVGS BK REINBECK IOWA CTF DEP CT/365 0.600% 06/24/24 DTD 06/24/20 ACT/365 Security Identifier: 534732AV4	248,000.0000	99.2970	246,256.56	24.46	1,488.00	0.60%
FIRST KEYSTONE CMNTY BK BERWICK PA CTF DEP 0.600% 06/28/24 DTD 06/30/20 ACT/365 Security Identifier: 32065RAK1	248,000.0000	99.2450	246,127.60	0.00	1,488.00	0.60%
FLAGSTAR BK FSB TROY MICH CTF DEP 0.500% 07/17/24 DTD 07/17/20 ACT/365 1ST CPN DTE 01/17/21 Security Identifier: 33847E3V7	248,000.0000	98.9650	245,433.20	353.32	1,240.00	0.50%
TOYOTA FINL SVGS BK HEND NV CTF DEP 0.600% 08/12/24 DTD 08/12/21 ACT/365 1ST CPN DTE 02/12/22 Security Identifier: 89235MLG4	248,000.0000	98.6480	244,647.04	317.98	1,488.00	0.60%
PACIFIC PREMIER BK IRVINE CALIF CTF DEP 3.450% 09/09/24 DTD 09/09/22 ACT/365 1ST CPN DTE 03/09/23 Security Identifier: 69478QGQ7	248,000.0000	99.2760	246,204.48	1,218.94	8,556.00	3.47%
CHARLES SCHWAB BK SSB WESTLAKE TEX CTF DEP 5.200% 09/16/24 DTD 03/10/23 ACT/365 Security Identifier: 15987UAT5	243,000.0000	99.9350	242,842.05	1,765.58	12,636.00	5.20%
WELLS FARGO BK N A SIOUX FALLS S D CTF DEP 4.500% 10/21/24 DTD 10/21/22 ACT/365 Security Identifier: 9497632V7	248,000.0000	99.6100	247,032.80	275.18	11,160.00	4.51%
INSTITUTION FOR SVGS IN NEWBURYPORT & ITS VIC MA CTF DEP 0.700% 10/28/24 DTD 10/28/21 ACT/365 Security Identifier: 45780PBBO	249,000.0000	97.7460	243,387.54	9.55	1,743.00	0.71%
WESTERN ALLIANCE BK PHOENIX AZ CTF DEP 5.000% 10/28/24 DTD 04/27/23 ACT/365 1ST CPN DTE 10/27/23 Security Identifier: 95763PLV1	243,000.0000	99.8380	242,606.34	99.86	12,150.00	5.00%
CROSSFIRST BK LEAWOOD KS CTF DEP 5.100% 11/18/24 DTD 05/17/23 ACT/365 CALLABLE 05/17/24 Security Identifier: 22766AMB8	243,000.0000	99.9100	242,781.30	5,602.32	12,393.00	5.10%
SIMMONS BK PINE BLUFF ARK CTF DEP 5.200% 12/18/24 DTD 03/18/24 ACT/365 1ST CPN DTE 12/18/24 Security Identifier: 82869AFG5	240,000.0000	99.9250	239,820.00	1,470.25	12,480.00	5.20%

Portfolio Holdings (continued)

Description	Quantity	Market Price	Market Value	Accrued Interest	Estimated Annual Income	Estimated Yield
FIXED INCOME (continued)						
Certificates of Deposit (continued)						
MEADOWS BK LAS VEGAS NEV CTF DEP 5.200% 12/20/24 B/E DTD 03/20/24 ACT/365 1ST CPN DTE 12/20/24 Security Identifier: 58321JEE4	240,000.0000	99.9270	239,824.80	1,401.86	12,480.00	5.20%
CITIZENS BK NA PROVIDENCE RI CTF DEP 5.250% 12/27/24 DTD 03/27/24 ACT/365 Security Identifier: 75524KRK2	240,000.0000	99.9640	239,913.60	1,173.70	12,600.00	5.25%
BURKE & HERBERT BK & TR CO ALEXANDRIA VA CTF DEP 3.450% 02/05/25 DTD 08/05/22 ACT/365 Security Identifier: 121331AN2	248,000.0000	98.6600	244,676.80	586.03	8,556.00	3.49%
NORTHWEST BK BOISE IDAHO CTF DEP 5.250% 03/24/25 B/E DTD 03/22/23 ACT/365 1ST CPN DTE 04/22/23 Security Identifier: 66736ACF4	248,000.0000	100.0240	248,059.52	285.37	13,020.00	5.24%
SAFRA NATL BK NEW YORK CTF DEP INSTL CTF DEP 2.000% 03/24/25 DTD 03/23/22 ACT/365 Security Identifier: 78658RHM6	248,000.0000	97.1850	241,018.80	516.38	4,960.00	2.05%
PACIFIC ALLIANCE BK SAN GABRIEL CA CTF DEP 5.150% 03/27/25 B/E DTD 03/27/23 ACT/365 Security Identifier: 693963AEO	248,000.0000	99.9660	247,915.68	104.98	12,772.00	5.15%
BANKWELL BK NEW CANAAN CONN CTF DEP 5.150% 03/31/25 B/E DTD 03/31/23 ACT/365 1ST CPN DTE 05/01/23 Security Identifier: 06654BES6	248,000.0000	99.9830	247,957.84	1,014.76	12,772.00	5.15%
BEAL BK PLANO TEX CTF DEP 2.600% 04/16/25 B/E DTD 04/20/22 ACT/365 1ST CPN DTE 10/20/22 Security Identifier: 07371AN74	246,000.0000	97.5950	240,083.70	175.23	6,396.00	2.66%
ALLY BK SANDY UTAH CTF DEP 2.950% 04/28/25 DTD 04/28/22 ACT/365 CALLABLE 05/28/24 Security Identifier: 02007GQG1	246,000.0000	97.8500	240,711.00	39.76	7,257.00	3.01%
CROSS RIV BK TEANECK NJ CTF DEP 4.850% 05/19/25 B/E DTD 05/19/23 ACT/365 1ST CPN DTE 11/19/23 Security Identifier: 227563CJO	244,000.0000	99.6760	243,209.44	5,284.77	11,834.00	4.86%
BARCLAYS BK DEL RETAIL CTF DEP 3A2 INSTL CTF DEP 3.050% 06/02/25 DTD 06/02/22 ACT/360 Security Identifier: 06740KQS9	248,000.0000	97.7860	242,509.28	3,151.67	7,564.00	3.11%
EAGLEBANK BETHESDA MD CTF DEP 5.050% 07/21/25 DTD 07/21/23 ACT/365 1ST CPN DTE 08/21/23 Security Identifier: 27002YGD2	248,000.0000	99.9270	247,818.96	308.81	12,524.00	5.05%
GENERATIONS BK ROGERS ARK CTF DEP 3.400% 08/04/25 DTD 08/03/22 ACT/365 CALLABLE 05/03/24 Security Identifier: 37149CAZO	248,000.0000	97.9310	242,868.88	623.74	8,432.00	3.47%

**MULTI-BANK SECURITIES, INC.***

1000 Town Center, Suite 2300
Southfield, MI 48075
(800) 967-9045

Member of FINRA & SIPC; MSRB Registered.

April 1, 2024 - April 30, 2024
MEDINA CITY SCHOOLS

Portfolio Holdings (continued)

Description	Quantity	Market Price	Market Value	Accrued Interest	Estimated Annual Income	Estimated Yield
FIXED INCOME (continued)						
Certificates of Deposit (continued)						
CAPITAL ONE NATL ASSN MCLEAN VA CTF DEP 3.350% 08/11/25 DTD 08/10/22 ACT/365 Security Identifier: 14042RTP6	248,000.0000	97.8310	242,620.88	1,820.93	8,308.00	3.42%
FIRST ST BK WINCHESTER OHIO CTF DEP 3.500% 09/16/25 DTD 09/16/22 ACT/365 Security Identifier: 33650TAG5	248,000.0000	97.8950	242,779.60	332.93	8,680.00	3.57%
FIRST INTERNET BK FISHERS IND CTF DEP 4.000% 09/29/25 DTD 09/28/22 ACT/365 1ST CPN DTE 10/28/22 Security Identifier: 32056GDQ0	248,000.0000	98.5420	244,384.16	54.36	9,920.00	4.05%
CIBC BK USA CHICAGO IL CTF DEP 4.850% 11/25/25 DTD 05/25/23 ACT/365 1ST CPN DTE 11/25/23 Security Identifier: 12547CBL1	244,000.0000	99.6680	243,189.92	5,090.24	11,834.00	4.86%
MORGAN STANLEY PRIVATE BK NATL ASSN INSTL CTF DEP PROGRAM 3.200% 11/28/25 DTD 05/31/22 Security Identifier: 61768U4L8	248,000.0000	97.1990	241,053.52	43.48	7,936.00	3.29%
UNITED PRAIRIE BK MTN LAKE MINN CTF DEP 5.300% 12/11/25 DTD 10/11/23 ACT/365 Security Identifier: 91134CCV1	248,000.0000	100.3950	248,979.60	684.21	13,144.00	5.27%
FIRST FNDTN BK IRVINE CA CTF DEP 4.900% 02/18/26 DTD 08/18/23 ACT/365 1ST CPN DTE 02/18/24 Security Identifier: 32026UX27	248,000.0000	99.7740	247,439.52	2,397.11	12,152.00	4.91%
ARMOR BK FORREST CITY ARK CTF DEP 5.300% 03/24/26 DTD 03/24/23 ACT/365 CALLABLE 05/24/24 Security Identifier: 04225AAC2	248,000.0000	100.0200	248,049.60	216.07	13,144.00	5.29%
MINNWEST BK REDWOOD FALLS MINN CTF DEP 5.150% 04/08/26 DTD 04/08/24 ACT/365 CALLABLE 10/08/24 Security Identifier: 60425SLP2	248,000.0000	99.4540	246,645.92	769.82	12,772.00	5.17%
GOLDEN BK NATL ASSN HOUSTON TEX CTF DEP 5.200% 04/20/26 DTD 10/20/23 ACT/365 1ST CPN DTE 04/20/24 Security Identifier: 38081GBA3	243,000.0000	100.3590	243,872.37	346.19	12,636.00	5.18%
WOOD & HUSTON BK MARSHALL MO CTF DEP 4.700% 06/30/26 DTD 06/30/23 ACT/365 1ST CPN DTE 07/30/23 Security Identifier: 978208AG1	248,000.0000	99.5000	246,760.00	0.00	11,656.00	4.72%



Portfolio Holdings (continued)

Description	Quantity	Market Price	Market Value	Accrued Interest	Estimated Annual Income	Estimated Yield
FIXED INCOME (continued)						
Certificates of Deposit (continued)						
FRONTIER BK OMAHA NE CTF DEP 4.700% 07/14/26 DTD 07/14/23 ACT/365 1ST CPN DTE 08/14/23 Security Identifier: 35907XFG7	248,000.0000	99.5080	246,779.84	510.95	11,656.00	4.72%
SALLIE MAE BK SALT LAKE CITY UT CTF DEP 4.850% 08/10/26 DTD 08/09/23 ACT/365 1ST CPN DTE 02/09/24 Security Identifier: 79545IDE0	246,000.0000	99.8270	245,574.42	2,647.70	11,931.00	4.85%
POPULAR BK NEW YORK BRH INSTL CTF DEP PROGRAM 4.950% 09/17/26 B/E DTD 09/20/23 ACT/365 Security Identifier: 73317ACL4	246,000.0000	100.5580	247,372.68	1,367.83	12,177.00	4.92%
AMERICAN EXPRESS NATL BK BROKED INTL CTF DEP PROGRAM INSTL CTF DEP 5.000% 09/21/26 DTD 09/20/23 Security Identifier: 02589AF31	243,000.0000	100.2210	243,537.03	1,364.79	12,150.00	4.98%
CITIBANK NATL ASSN SIOUX FALLS S D CTF DEP 5.100% 09/29/26 DTD 09/29/23 ACT/365 Security Identifier: 17312Q4A4	243,000.0000	100.4090	243,993.87	1,086.51	12,393.00	5.07%
SOUTHERN FIRST BK N A GREENVILLE S C CTF DEP 4.600% 11/27/26 DTD 05/26/23 ACT/365 Security Identifier: 84287PHU9	248,000.0000	99.3870	246,479.76	125.02	11,408.00	4.62%
PREMIER CMNTY BK MARION WIS CTF DEP 5.050% 03/08/27 DTD 03/08/24 ACT/365 CALLABLE 03/08/25 Security Identifier: 74048CBC5	248,000.0000	99.0410	245,621.68	754.87	12,524.00	5.09%
ROLLSTONE BK & TR FITCHBURG MASS CTF DEP 3.550% 08/23/27 DTD 08/22/22 ACT/365 Security Identifier: 77579AFG6	245,000.0000	96.3820	236,135.90	1,620.36	8,697.50	3.68%
FARMERS & MERCHANTS BK BERLIN WIS CTF DEP 5.550% 11/03/27 DTD 11/03/23 ACT/365 Security Identifier: 307811HT9	248,000.0000	101.2150	251,013.20	1,018.16	13,764.00	5.48%
Total Certificates of Deposit	11,088,000.0000		\$11,003,231.80	\$50,757.53	\$443,815.50	
U.S. Government Bonds						
FEDERAL HOME LN MTG CORP MEDIUM TERM NTS FED 0.625% 09/15/25 B/E DTD 09/15/20 CALLABLE 09/15/24 Moody Rating Aaa Security Identifier: 3134GWB70	248,000.0000	94.0320	233,199.36	193.75	1,550.00	0.66%
Total U.S. Government Bonds	248,000.0000		\$233,199.36	\$193.75	\$1,550.00	
TOTAL FIXED INCOME	11,336,000.0000		\$11,236,431.16	\$50,951.28	\$445,365.50	
				Accrued Interest	Estimated Annual Income	
Total Portfolio Holdings			Market Value			
			\$11,287,380.64	\$50,951.28	\$445,365.50	

April 1, 2024 - April 30, 2024
MEDINA CITY SCHOOLS**Portfolio Holdings Disclosures****Pricing**

This section includes the net market value of the securities in your account on a settlement date basis, including short positions, at the close of the statement period. The market prices, unless otherwise noted, have been obtained from independent vendor services, which we believe to be reliable. In some cases the pricing vendor may provide prices quoted by a single broker or market maker. Market prices do not constitute a bid or an offer, and may differ from the actual sale price. Securities for which a price is not available are marked "N/A" and are omitted from the Total.

THE AS OF PRICE DATE ONLY APPEARS WHEN THE PRICE DATE DOES NOT EQUAL THE STATEMENT DATE.

Estimated Annual Figures

The estimated annual income (EAI) and estimated annual yield (EAY) figures are estimates and for informational purposes only. These figures are not considered to be a forecast or guarantee of future results. These figures are computed using information from providers believed to be reliable; however, no assurance can be made as to the accuracy. Since interest and dividend rates are subject to change at any time, and may be affected by current and future economic, political, and business conditions, they should not be relied on for making investment, trading, or tax decisions. These figures assume that the position quantities, interest and dividend rates, and prices remain constant. A capital gain or return of principal may be included in the figures for certain securities, thereby overstating them. Refer to www.pershing.com/disclosures for specific details as to formulas used to calculate the figures. Accrued interest represents interest earned but not yet received.

Reinvestment

The dollar amount of Mutual Fund distributions, Money Market Fund dividend income, Bank Deposit interest income, or dividends for other securities shown on your statement may have been reinvested. You will not receive confirmation of these reinvestments. Upon written request to your financial institution, information pertaining to these transactions, including the time of execution and the name of the person from whom your security was purchased, may be obtained. In dividend reinvestment transactions, Pershing acts as your agent and receives payment for order flow.

Option Disclosure

Information with respect to commissions and other charges incurred in connection with the execution of option transactions has been included in confirmations previously furnished to you. A summary of this information is available to you promptly upon your written request directed to your introducing firm. In order to assist your introducing firm in maintaining current background and financial information concerning your option accounts, please promptly advise them in writing of any material change in your investment objectives or financial situation. Expiring options which are valuable are exercised automatically pursuant to the exercise by exception procedure of the Options Clearing Corporation. Additional information regarding this procedure is available upon written request to your introducing firm.

Certificates of Deposit

Certificates of Deposit acquired through the Certificate of Deposit Account Registry Service ("CDARS") and held in your brokerage account are subject to Securities Investor Protection Corporation (SIPC) coverage. Please see additional information about SIPC under Important Information and Disclosures on this statement.

Please be advised that the secondary market for CDs is generally illiquid; the actual value of CDs may be different from their purchase price; and a significant loss of principal could result if your CDs are sold prior to maturity. In the event that the CDs listed above do not indicate a market valuation, an accurate market value could not be determined. In the event that a price is listed above for your CDs, Pershing has obtained a price from sources deemed to be reliable or has priced your CDs using a matrix formula. Prices are estimates and the actual value you may obtain for your CD may be different if you elect to sell your CD in the secondary market.

Foreign Currency Transactions

Pershing will execute foreign currency transactions as principal for your account. Pershing may automatically convert foreign currency to or from U.S. dollars for dividends and similar corporate action transactions unless you instruct your financial organization otherwise. Pershing's currency conversion rate will not exceed the highest interbank conversion rate

Portfolio Holdings Disclosures (continued)

Foreign Currency Transactions (continued)

identified from customary banking sources on the conversion date or the prior business day, increased by up to 1%, unless a particular rate is required by applicable law. Your financial organization may also increase the currency conversion rate. This conversion rate may differ from rates in effect on the date you executed a transaction, incurred a charge, or received a credit. Transactions converted by agents (such as depositories) will be billed at the rates such agents use.

Proxy Vote

Securities not fully paid for in your margin account may be lent by Pershing to itself or others in accordance with the terms outlined in the Margin Agreement. The right to vote your shares held on margin may be reduced by the amount of shares on loan. The Proxy Voting Instruction Form sent to you may reflect a smaller number of shares entitled to vote than the number of shares in your margin account.

Variable Rate Securities

Interest rate data for certain complex and/or variable rate securities is provided to Pershing by third-party data service providers pursuant to contractual arrangements. Although we seek to use reliable sources of information, the accuracy, reliability, timeliness, and completeness of interest rate data may vary sometimes, particularly for complex and/or variable rate securities and those with limited or no secondary market. As a result, we can offer no assurance as to the accuracy, reliability, timeliness, or completeness of interest rate data for such securities. Pershing may also occasionally make interest rate updates and adjustments based on its reasonable efforts to obtain accurate, reliable, timely, and/or complete interest rate data from other data sources, but we can similarly provide no assurance that those rates or adjustments will be accurate, reliable, timely, or complete.

When updated interest rate data is received from a third-party data service provider or adjusted by Pershing, the updated data will be reflected in various sources where interest rate data is used or viewed, including both paper and electronic communications and data sources. Prior use or communication of interest rate-related data will not be revised. Since variable interest rates may be subject to change at any time and are only as accurate as the data received from third-party data service providers or otherwise obtained by Pershing, interest rate data should not be relied on for making investment, trading, or tax decisions. All interest rate data and other information derived from and/or calculated using interest rates are not warranted as to accuracy, reliability, timeliness, or completeness and are subject to change without notice. Pershing disclaims any responsibility or liability to the fullest extent permitted by applicable law for any loss or damage arising from any reliance on or use of the interest rate data or other information derived from and/or calculated using interest rates in any way. You should request a current valuation for your securities from your financial adviser or broker prior to making a financial decision or placing an order or requesting a transaction in these securities.

Structured Products

Structured products in this section are complex products and may be subject to special risks, which may include, but are not limited to: loss of initial investment; issuer credit risk; limited or no appreciation; risks associated with the underlying reference asset(s); no periodic payments; call prior to maturity (a redemption could affect the yield represented); early redemption fees or other applicable fees; price volatility resulting from issuer's and/or guarantor's credit quality; lower interest rates and/or yield compared to conventional debt with a comparable maturity; unique tax implications; concentration risk of owning the related security; limited or no secondary market; restrictions on transferability; conflicts of interest; and limits on participation in appreciation of underlying asset(s). To review a complete list of risks, please refer to the offering documents for the structured product. For more information about the risks specific to your structured products, you should contact your financial institution or advisor. Certain structured products are designed to make periodic distributions to you and any such structured product distributions you receive will be listed in the Transactions section of your statement. Structured product distributions may be listed there as "Bond Interest Received"; however, this description is not intended to reflect a determination as to either the asset classification of the product or the U.S. tax treatment of such distributions.

Activity Summary (All amounts shown are in base currency)

	Credits This Period	Debits This Period	Net This Period	Credits Year-to-Date	Debits Year-to-Date	Net Year-to-Date
Securities						
Securities Bought	0.00	-248,000.00	-248,000.00	0.00	-1,216,000.00	-1,216,000.00
Total Securities	\$0.00	-\$248,000.00	-\$248,000.00	\$0.00	-\$1,216,000.00	-\$1,216,000.00

April 1, 2024 - April 30, 2024
MEDINA CITY SCHOOLS

Activity Summary (continued)

	Credits This Period	Debits This Period	Net This Period	Credits Year-to-Date	Debits Year-to-Date	Net Year-to-Date
Dividends and Interest	\$50,926.32	\$0.00	\$50,926.32	\$153,631.54	\$0.00	\$153,631.54
Distributions	\$1,237,000.00	\$0.00	\$1,237,000.00	\$2,840,000.00	\$0.00	\$2,840,000.00
Cash						
Withdrawals	0.00	-1,773,869.37	-1,773,869.37	0.00	-2,958,040.37	-2,958,040.37
Deposits	248,000.00	0.00	248,000.00	1,216,000.00	0.00	1,216,000.00
Total Cash	\$248,000.00	-\$1,773,869.37	-\$1,525,869.37	\$1,216,000.00	-\$2,958,040.37	-\$1,742,040.37
Totals	\$1,535,926.32	-\$2,021,869.37	-\$485,943.05	\$4,209,631.54	-\$4,174,040.37	\$35,591.17

Transactions by Type of Activity

Process/ Settlement Date	Trade/ Transaction Date	Activity Type	Description	Quantity	Price	Accrued Interest	Amount	Currency
Securities Bought and Sold								
04/08/24	03/25/24	PURCHASED	MINNWEST BK REDWOOD FALLS MINN CTF DEP 5.150%	248,000.0000	100.0000		-248,000.00	USD
		60425SLP2	04/08/26 DTD 04/08/24 CLB YLD 5.150 TO PAR					
Total Securities Bought and Sold						\$0.00	-\$248,000.00	USD
Dividends and Interest								
04/01/24		BOND INTEREST RECEIVED	248000 BANKWELL BK NEW CANAAN CONN CTF DEP				1,084.75	USD
		06654BES6	5.150% 03/31/25 B/E DTD 03/31/23 RD 03/29 PD 04/01/24					
04/01/24		BOND INTEREST RECEIVED	243000 CITIBANK NATL ASSN SIOUX FALLS S D CTF DEP				6,179.52	USD
		17312Q4A4	5.100% 09/29/26 DTD 09/29/23 RD 03/28 PD 03/29/24					
04/01/24		BOND INTEREST RECEIVED	248000 FIRST KEYSTONE CMNTY BK BERWICK PA CTF				122.30	USD
		32065RAK1	DEP 0.600% 06/28/24 DTD 06/30/20 CLB RD 03/29 PD 03/30/24					
04/01/24		BOND INTEREST RECEIVED	248000 WOOD & HUSTON BK MARSHALL MO CTF DEP				958.03	USD
		978208AG1	4.700% 06/30/26 DTD 06/30/23 RD 03/29 PD 03/30/24					
04/03/24		BOND INTEREST RECEIVED	248000 FARMERS & MERCHANTS BK BERLIN WIS CTF				1,169.00	USD
		30781HT9	DEP 5.550% 11/03/27 DTD 11/03/23 CLB RD 04/02 PD 04/03/24					

Transactions by Type of Activity (continued)

Process/ Settlement Date	Trade/ Transaction Date	Activity Type	Description	Quantity	Price	Accrued Interest	Amount	Currency
Dividends and Interest (continued)								
04/03/24		BOND INTEREST RECEIVED 37149CAZ0	248000 GENERATIONS BK ROGERS ARK CTF DEP 3.400% 08/04/25 DTD 08/03/22 CLB RD 04/02 PD 04/03/24				716.14	USD
04/05/24		BOND INTEREST RECEIVED 121331AN2	248000 BURKE & HERBERT BK & TR CO ALEXANDRIA VA CTF DEP 3.450% 02/05/25 DTD 08/05/22 CLB RD 04/04 PD 04/05/24				726.67	USD
04/08/24		BOND INTEREST RECEIVED 74048CBC5	248000 PREMIER CMNTY BK MARION WIS CTF DEP 5.050% 03/08/27 DTD 03/08/24 CLB RD 04/05 PD 04/08/24				1,063.68	USD
04/11/24		BOND INTEREST RECEIVED 91134CCV1	248000 UNITED PRAIRIE BK MTN LAKE MINN CTF DEP 5.300% 12/11/25 DTD 10/11/23 RD 04/10 PD 04/11/24				1,116.34	USD
04/15/24		BOND INTEREST RECEIVED 35907XFG7	248000 FRONTIER BK OMAHA NE CTF DEP 4.700% 07/14/26 DTD 07/14/23 RD 04/12 PD 04/14/24				989.96	USD
04/15/24		BOND INTEREST RECEIVED 74160NKA7	248000 PRIME ALLIANCE BK WOODS CROSS UTAH CTF DEP 5.200% 04/15/24 B/E DTD 06/13/23 RD 04/12 PD 04/15/24				1,165.94	USD
04/16/24		BOND INTEREST RECEIVED 33650TAG5	248000 FIRST ST BK WINCHESTER OHIO CTF DEP 3.500% 09/16/25 DTD 09/16/22 CLB RD 04/15 PD 04/16/24				737.21	USD
04/16/24		BOND INTEREST RECEIVED 69506YRH4	248000 PACIFIC WESTN BK BEVERLY HILLS CALIF CTF DEP 1.300% 04/16/24 B/E DTD 04/16/20 RD 04/01 PD 04/16/24				1,616.42	USD
04/22/24		INTEREST ON FREE CREDIT BALANCES USD999997	U.S.DOLLARS CURRENCY CREDIT INTEREST FOR INTEREST PERIOD ENDING 04-19-24 YIELDS WERE: CURRENT 1.000% EFFECTIVE 1.004%				79.72	USD
04/22/24		BOND INTEREST RECEIVED 07371AN74	246000 BEAL BK PLANO TEX CTF DEP 2.600% 04/16/25 B/E DTD 04/20/22 RD 04/19 PD 04/20/24				3,206.76	USD
04/22/24		BOND INTEREST RECEIVED 27002YGD2	248000 EAGLEBANK BETHESDA MD CTF DEP 5.050% 07/21/25 DTD 07/21/23 RD 04/19 PD 04/21/24				1,063.68	USD
04/22/24		BOND INTEREST RECEIVED 38081GBA3	243000 GOLDEN BK NATL ASSN HOUSTON TEX CTF DEP 5.200% 04/20/26 DTD 10/20/23 RD 04/19 PD 04/20/24				6,335.31	USD
04/22/24		BOND INTEREST RECEIVED 66736ACF4	248000 NORTHWEST BK BOISE IDAHO CTF DEP 5.250% 03/24/25 B/E DTD 03/22/23 RD 04/19 PD 04/22/24				1,105.81	USD
04/22/24		BOND INTEREST RECEIVED 9497632V7	248000 WELLS FARGO BK N A SIOUX FALLS S D CTF DEP 4.500% 10/21/24 DTD 10/21/22 RD 04/19 PD 04/21/24				947.84	USD
04/23/24		BOND INTEREST RECEIVED 3130AMQQ8	FEDERAL HOME LN BKS CONS BD 0.350% 04/23/24 B/E DTD 06/23/21 CLB ACCRUED INTEREST				285.83	USD

April 1, 2024 - April 30, 2024
MEDINA CITY SCHOOLS

Transactions by Type of Activity (continued)

Process/ Settlement Date	Trade/ Transaction Date	Activity Type	Description	Quantity	Price	Accrued Interest	Amount	Currency
Dividends and Interest (continued)								
04/24/24		BOND INTEREST RECEIVED 04225AAC2	248000 ARMOR BK FORREST CITY ARK CTF DEP 5.300% 03/24/26 DTD 03/24/23 CLB RD 04/23 PD 04/24/24				1,116.34	USD
04/24/24		BOND INTEREST RECEIVED 534732AV4	248000 LINCOLN SVGS BK REINBECK IOWA CTF DEP CT/365 0.600% 06/24/24 DTD 06/24/20 CLB RD 04/09 PD 04/24/24				126.38	USD
04/26/24		BOND INTEREST RECEIVED 84287PHU9	248000 SOUTHERN FIRST BK N A GREENVILLE S C CTF DEP 4.600% 11/27/26 DTD 05/26/23 RD 04/25 PD 04/26/24				968.90	USD
04/29/24		BOND INTEREST RECEIVED 02007GQGI	246000 ALLY BK SANDY UTAH CTF DEP 2.950% 04/28/25 DTD 04/28/22 CLB RD 04/26 PD 04/28/24				3,638.44	USD
04/29/24		BOND INTEREST RECEIVED 254673B62	248000 DISCOVER BK GREENWOOD DEL CTF DEP 2.500% 04/29/24 B/E DTD 04/27/22 RD 04/26 PD 04/29/24				3,142.47	USD
04/29/24		BOND INTEREST RECEIVED 32056GDQ0	248000 FIRST INTERNET BK FISHERS IND CTF DEP 4.000% 09/29/25 DTD 09/28/22 RD 04/26 PD 04/28/24				842.52	USD
04/29/24		BOND INTEREST RECEIVED 45780PBBO	249000 INSTITUTION FOR SVGS IN NEWBURYPORT & ITS VIC MA CTF DEP 0.700% 10/28/24 DTD 10/28/21 CLB RD 04/26 PD 04/28/24				148.04	USD
04/29/24		BOND INTEREST RECEIVED 61768U4L8	248000 MORGAN STANLEY PRIVATE BK NATL ASSN INSTL CTF DEP PROGRAM 3.200% 11/28/25 DTD 05/31/22 CLB RD 04/26 PD 04/29/24				674.02	USD
04/29/24		BOND INTEREST RECEIVED 693963AE0	248000 PACIFIC ALLIANCE BK SAN GABRIEL CA CTF DEP 5.150% 03/27/25 B/E DTD 03/27/23 RD 04/26 PD 04/27/24				1,084.75	USD
04/29/24		BOND INTEREST RECEIVED 95763PLV1	243000 WESTERN ALLIANCE BK PHOENIX AZ CTF DEP 5.000% 10/28/24 DTD 04/27/23 RD 04/26 PD 04/27/24				6,091.64	USD
04/30/24		BOND INTEREST RECEIVED 15201QDH7	248000 CENTERSTATE BK FLA NA WINTERHAVEN FL CTF DEP 1.050% 04/30/24 B/E DTD 04/30/20 RD 04/15 PD 04/30/24				1,305.57	USD

Transactions by Type of Activity (continued)

Process/ Settlement Date	Trade/ Transaction Date	Activity Type	Description	Quantity	Price	Accrued Interest	Amount	Currency
Dividends and Interest (continued)								
04/30/24		BOND INTEREST RECEIVED 32065RAK1	248000 FIRST KEYSTONE CMNTY BK BERWICK PA CTF DEP 0.600% 06/28/24 DTD 06/30/20 CLB RD 04/29 PD 04/30/24				126.38	USD
04/30/24		BOND INTEREST RECEIVED 978208AG1	248000 WOOD & HUSTON BK MARSHALL MO CTF DEP 4.700% 06/30/26 DTD 06/30/23 RD 04/29 PD 04/30/24				989.96	USD
Total Dividends and Interest						\$0.00	\$50,926.32	USD
Distributions								
04/15/24		SECURITY REDEEMED 74160NKA7	PRIME ALLIANCE BK WOODS CROSS UTAH CTF DEP 5.200% 04/15/24 B/E DTD 06/13/23 ACCOUNT REDEMPTION	-248,000.0000			248,000.00	USD
04/16/24		SECURITY REDEEMED 69506YRH4	PACIFIC WESTN BK BEVERLY HILLS CALIF CTF DEP 1.300% 04/16/24 B/E DTD 04/16/20 ACCOUNT REDEMPTION	-248,000.0000			248,000.00	USD
04/23/24		SECURITY REDEEMED 3130AMQQ8	FEDERAL HOME LN BKS CONS BD 0.350% 04/23/24 B/E DTD 06/23/21 CLB ACCOUNT REDEMPTION	-245,000.0000			245,000.00	USD
04/29/24		SECURITY REDEEMED 254673B62	DISCOVER BK GREENWOOD DEL CTF DEP 2.500% 04/29/24 B/E DTD 04/27/22 ACCOUNT REDEMPTION	-248,000.0000			248,000.00	USD
04/30/24		SECURITY REDEEMED 15201QDH7	CENTERSTATE BK FLA NA WINTERHAVEN FL CTF DEP 1.050% 04/30/24 B/E DTD 04/30/20 ACCOUNT REDEMPTION	-248,000.0000			248,000.00	USD
Total Distributions						\$0.00	\$1,237,000.00	USD
Cash Withdrawals and Deposits								
04/01/24		ELECTRONIC TRANSACTION USD999997	SEND TO BANK FOR ACH ACH HUNTINGTON NATIONAL BANK				-40,869.37	USD
04/01/24		ELECTRONIC TRANSACTION USD999997	SEND TO BANK FOR ACH ACH HUNTINGTON NATIONAL BANK				-496,000.00	USD
04/08/24		ELECTRONIC DEPOSIT USD999997	RECV FR BANK FOR ACH ACH HUNTINGTON NATIONAL BANK				248,000.00	USD
04/16/24		ELECTRONIC TRANSACTION USD999997	SEND TO BANK FOR ACH ACH HUNTINGTON NATIONAL BANK				-496,000.00	USD

April 1, 2024 - April 30, 2024
MEDINA CITY SCHOOLS

Transactions by Type of Activity (continued)

Process/ Settlement Date	Trade/ Transaction Date	Activity Type	Description	Quantity	Price	Accrued Interest	Amount	Currency
Cash Withdrawals and Deposits (continued)								
04/24/24		ELECTRONIC TRANSACTION USD999997	SEND TO BANK FOR ACH ACH HUNTINGTON NATIONAL BANK				-245,000.00	USD
04/30/24		ELECTRONIC TRANSACTION USD999997	SEND TO BANK FOR ACH ACH HUNTINGTON NATIONAL BANK				-496,000.00	USD
Total Cash Withdrawals and Deposits						\$0.00	-\$1,525,869.37	USD
Total Value of Transactions						\$0.00	-\$485,943.05	USD


The price and quantity displayed may have been rounded.

Fixed Income Analysis

Bond Quality

Bond Quality	Market Value	% of Bond Market Value
AAA	233,199.36	2%
Not Rated	11,003,231.80	98%
Total	11,236,431.16	100%

Bond Maturity Schedule



Bond Maturity	Market Value	% of Bond Market Value
1 to 6 months	2,451,778.73	22%
7 to 12 months	2,672,763.04	24%
1 to 5 years	6,111,889.39	54%
Total	11,236,431.16	100%

Percentages of bond market values are rounded to the nearest whole percentage.

Bond quality ratings reflect Moody's or Standard and Poor's ratings. Bonds may be rated by other services. Bonds that are in default are not included. Please refer to your Portfolio Holdings section.

Trades Not Settled

Settlement Date	Trade Date	Activity Type	Description	Quantity	Price	Accrued Interest	Settlement Amount
05/01/24	04/23/24	Buy	BEAL BK USA LAS VEGAS NEV CTF DEP 5.250% 12/04/24 B/E DTD 05/01/24 YLD 5.250 TO MAT	248,000.0000	100.0000	0.00	-248,000.00
05/03/24	04/29/24	Buy	BANK OZK LITTLE ROCK ARK CTF DEP 5.150% 12/03/24 DTD 05/03/24 YLD 5.150 TO MAT	248,000.0000	100.0000	0.00	-248,000.00
Total Amount of Trades Not Settled							-\$496,000.00

Messages

The Estimated Annual Income, Estimated Yield and Accrued Interest columns in your Portfolio Holdings section will not display values for variable rate securities. The optional Estimated Annual Income and Accrued Interest fields in the Portfolio at a Glance section of your statement will not include values for these securities.

Transition to Trade Date plus One (T1) Settlements

The U.S. will adopt a shortened settlement timeframe beginning with trade date May 28, 2024, for equities, corporate, municipal bonds and unit investment trusts. Moving from a T2 to a T1 settlement cycle will provide faster access to sale proceeds, but it also means that funds will be due on purchase transactions earlier.

Although a money market mutual fund (money fund) seeks to preserve the value of your investment at \$1 per share, it is possible to lose money by investing in a money fund. Shares of a money fund or the balance of a bank deposit product held in your brokerage account may be liquidated upon request with the proceeds credited to your brokerage account. Please see the money fund's prospectus or the bank deposit product's disclosure document or contact your advisor for additional information. Pursuant to SEC Rule 10b-10(b)(1) confirmations are not sent for purchases into money funds processed on the sweep platform. Pursuant to applicable regulation, account statements will be produced monthly or quarterly. Balances in Federal Deposit Insurance Corporation (FDIC)-insured bank deposit sweep products are not protected by Securities Investor Protection Corporation (SIPC).

Go Paperless by Selecting eDelivery

Eliminate paper and save natural resources with digital adoption. Electronic delivery (eDelivery) is faster, convenient and more secure. We offer eDelivery for account statements, prospectus documents, proxy or shareholder communications, tax documents, trade confirmations and more.

To enroll, log in to your brokerage account and look for the one-click eDelivery pop-up or simply select 'Go Paperless' at the top of any page and follow the on-screen prompts to set-up your preferences. Enrollment can be activated as quickly as the day you register, and you will be notified when documents are available in an online, password-protected portal.

Contact your financial professional if you have any questions about any of our digital tools.

April 1, 2024 - April 30, 2024
MEDINA CITY SCHOOLS**Cash Not Yet Received**

Security	Record Date	Payable Date	Quantity Held	Rate	Dividend Option	Amount of Payment
Interest						
BANKWELL BK NEW CANAAN CONN CTF DEP 5.150% 03/31/25 B/E	04/30/24	05/01/24	248,000.0000	4.232876	Cash	1,049.75

Total Cash Not Yet Received**\$1,049.75**

Assets shown here are not reflected in your account. This information has been received from sources we believe to be reliable. Pershing does not guarantee the accuracy of the information.

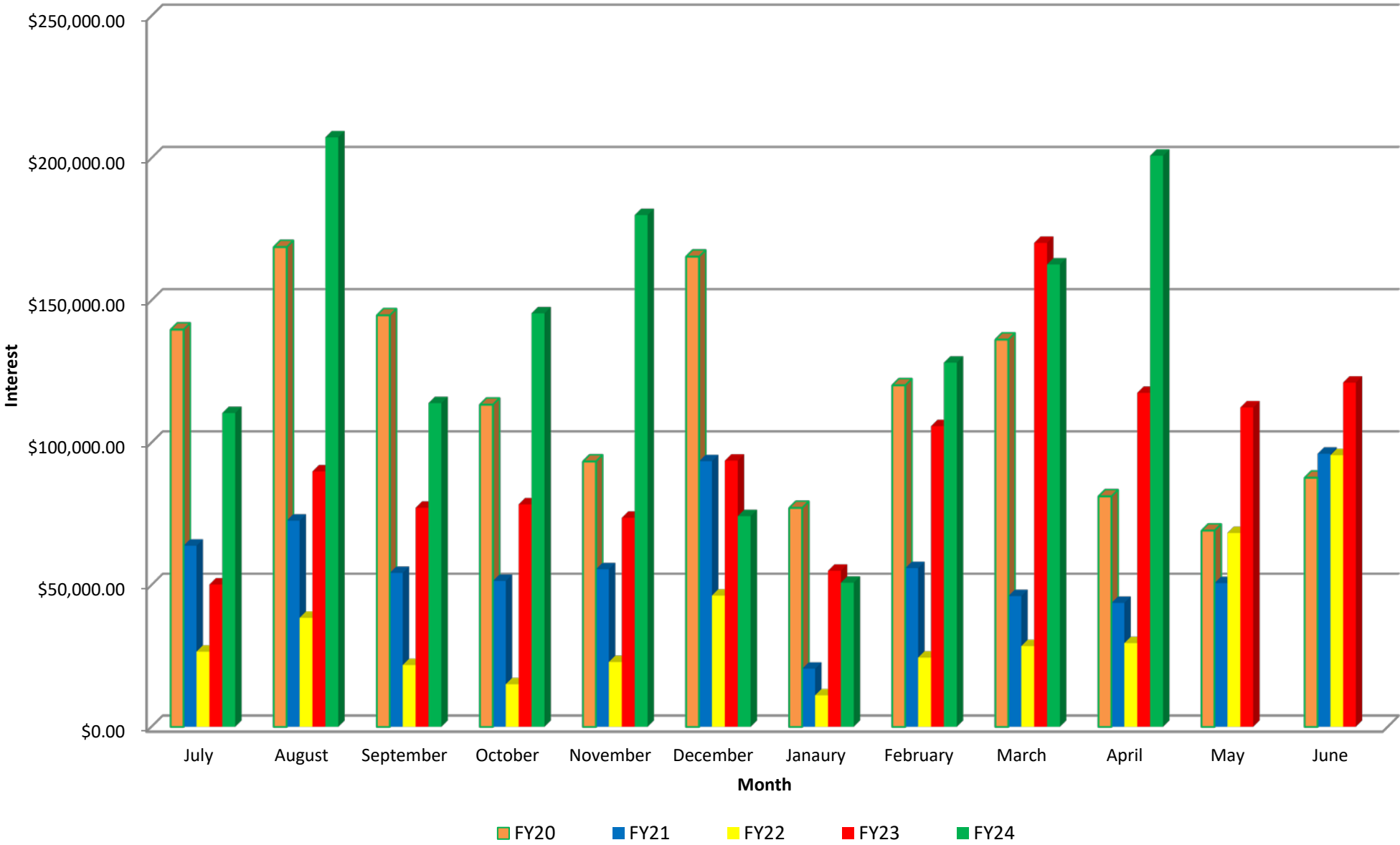
Important Information and Disclosures**The Role of Pershing**

- **Pershing LLC, member FINRA, NYSE, carries your account as clearing broker pursuant to a clearing agreement with your financial institution.** Pershing is not responsible or liable for any acts or omissions of your financial institution or its employees and it does not supervise them. Pershing provides no investment advice nor does it assess the suitability of any transaction or order. Pershing acts as the agent of your financial institution and you agree that you will not hold Pershing or any person controlling or under common control with it liable for any investment losses incurred by you.
- Pershing performs several key functions at the direction of your financial institution. It acts as custodian for funds and securities you may deposit with it directly or through your financial institution or that it receives as the result of securities transactions it processes.
- Your financial institution is responsible for adherence to the securities laws, regulations and rules which apply to it regarding its own operations and the supervision of your account, its sales representatives and other personnel. Your financial institution is also responsible for approving the opening of accounts and obtaining account documents; the acceptance and, in certain instances, execution of securities orders; the assessment of the suitability of those transactions, where applicable; the rendering of investment advice, if any, to you and in general, for the ongoing relationship that it has with you.
- Inquiries concerning the positions and balances in your account may be directed to the **Pershing Customer Service Department at (201) 413-3333**. All other inquiries regarding your account or activity should be directed to your financial institution. Your financial organization's contact information can be found on the first page of this statement.
- For a description of other functions performed by Pershing please consult the Disclosure Statement provided to you upon the opening of your account. This notice is not meant as a definitive enumeration of every possible circumstance, but as a general disclosure. If you have any questions regarding this notice or if you would like additional copies of the Disclosure Statement, please contact your financial institution.
- Pershing is a member of the Securities Investor Protection Corporation (SIPC®). Please note that SIPC does not protect against loss due to market fluctuation. In addition to SIPC protection, Pershing provides coverage in excess of SIPC limits. For more detailed information please visit: www.pershing.com/about/strength-and-stability.
- This statement will be deemed conclusive. You are advised to report any inaccuracy or discrepancy (including unauthorized trading) promptly, but no later than ten days after receipt of this statement, to your financial organization and Pershing. Please be advised that any oral communication should be re-confirmed in writing to further protect your rights, including your rights under the Securities Investor Protection Act.
- Your financial organization's contact information can be found on the first page of this statement. Pershing's contact information is as follows: **Pershing LLC, Legal Department, One Pershing Plaza, Jersey City, New Jersey 07399; (201) 413-3330**. Errors and Omissions excepted.

Important Arbitration Disclosures

- All parties to this agreement are giving up the right to sue each other in court, including the right to a trial by jury, except as provided by the rules of the arbitration forum in which a claim is filed.
- Arbitration awards are generally final and binding; a party's ability to have a court reverse or modify an arbitration award is very limited.
- The ability of the parties to obtain documents, witness statements and other discovery is generally more limited in arbitration than in court proceedings.

Total Monthly Interest Earnings



POWERSCHOOL
DATE: 05/08/2024
TIME: 13:57:16
SELECTION CRITERIA : ALL

MEDINA CITY SCHOOLS
OH Cash Position Report

PAGE NUMBER: 1

ACCOUNTING PERIOD : 10/24

FUND	SCC	DESCRIPTION	BEGIN	MTD	FYTD	MTD	FYTD	CURRENT	CURRENT	UNENCUMBERED
			BALANCE	RECEIPTS	RECEIPTS	EXPENDITURES	EXPENDITURES	FUND BALANCE	ENCUMBRANCE	FUND BALANCE

001	0000	GENERAL FUND								
		23,668,444.44	4,481,829.85	71,443,528.22	7,128,484.77	66,740,714.04	28,371,258.62	3,112,061.86		25,259,196.76
001	0950	GENERAL FUND - CHROME								
		251,148.18	6,527.00	100,061.00	0.00	0.00	351,209.18	0.00		351,209.18
001	1000	GENERAL FUND								
		593,809.20	0.00	0.00	0.00	0.00	593,809.20	0.00		593,809.20
001	2000	GENERAL FUND								
		681,740.87	18,779.35	470,211.33	0.00	0.00	1,151,952.20	0.00		1,151,952.20

Total For Fund 001:										
		25,195,142.69	4,507,136.20	72,013,800.55	7,128,484.77	66,740,714.04	30,468,229.20	3,112,061.86		27,356,167.34
002	9000	BOND RETIRE - ELEM/HIGH								
		3,690,068.83	56,042.20	3,897,604.75	28,692.55	3,897,072.94	3,690,600.64	657,386.50		3,033,214.14
002	9012	SALES TAX - COPS								
		0.00	0.00	1,370,657.68	0.00	1,370,657.68	0.00	357,759.82		-357,759.82

Total For Fund 002:										
		3,690,068.83	56,042.20	5,268,262.43	28,692.55	5,267,730.62	3,690,600.64	1,015,146.32		2,675,454.32
003	0000	PERMANENT IMPROVEMENT								
		340,994.61	0.00	0.00	0.00	0.00	340,994.61	0.00		340,994.61
003	9000	PERMANENT IMPROVEMENT								
		13,601.14	0.00	0.00	0.00	0.00	13,601.14	0.00		13,601.14
003	9001	REC CENTER-PERMANENT IMP								
		243,131.08	0.00	130,000.00	0.00	427,733.20	-54,602.12	38,747.50		-93,349.62

Total For Fund 003:										
		597,726.83	0.00	130,000.00	0.00	427,733.20	299,993.63	38,747.50		261,246.13
006	0000	LUNCHROOM FUND								
		-936,761.73	162,269.07	1,465,697.74	112,895.44	1,298,683.48	-769,747.47	12,294.87		-782,042.34
006	9006	LUNCHROOM - FED FUNDS								
		2,215,240.79	92,757.95	882,866.40	94,556.34	929,300.92	2,168,806.27	387,456.30		1,781,349.97

POWERSCHOOL
DATE: 05/08/2024
TIME: 13:57:16
SELECTION CRITERIA : ALL

MEDINA CITY SCHOOLS
OH Cash Position Report

PAGE NUMBER: 2

ACCOUNTING PERIOD : 10/24

FUND	SCC	DESCRIPTION	BEGIN	MTD	FYTD	MTD	FYTD	CURRENT	CURRENT	UNENCUMBERED
			BALANCE	RECEIPTS	RECEIPTS	EXPENDITURES	EXPENDITURES	FUND BALANCE	ENCUMBRANCE	FUND BALANCE
006	9022	P-EBT ADMINISTRATIVE FUND	3,691.00	0.00	0.00	0.00	0.00	3,691.00	0.00	3,691.00

Total For Fund	006:		1,282,170.06	255,027.02	2,348,564.14	207,451.78	2,227,984.40	1,402,749.80	399,751.17	1,002,998.63
007	9004	COLLINS SCH/POST-GRADUATE	1,535.77	112.85	17,396.40	0.00	0.00	18,932.17	17,000.00	1,932.17
007	9022	BREWER GARRETT SCH	12,547.17	77.79	503.81	0.00	0.00	13,050.98	0.00	13,050.98
007	9110	ART TRUST - GARFIELD	11,827.04	73.33	474.87	0.00	0.00	12,301.91	0.00	12,301.91
007	9111	CHARLES STANGEL SCH	0.00	0.00	500.00	0.00	0.00	500.00	0.00	500.00
007	9333	RIOS STUDENT LEADER SCH	21,075.37	150.96	4,251.05	0.00	0.00	25,326.42	5,000.00	20,326.42
007	9901	BIXLER SCHOLARSHIP FUND	130.11	0.81	5.22	0.00	0.00	135.33	0.00	135.33

Total For Fund	007:		47,115.46	415.74	23,131.35	0.00	0.00	70,246.81	22,000.00	48,246.81
008	9002	KANEHL MUSIC TRUST	28,743.16	0.00	0.00	0.00	0.00	28,743.16	500.00	28,243.16
008	9003	RICHARD HOFFMAN COLLINS	736,925.09	54,825.24	142,639.00	0.00	0.00	879,564.09	50,000.00	829,564.09
008	9112	ELAINE BUSHMAN FUND	19,161.49	891.78	1,538.02	0.00	0.00	20,699.51	1,000.00	19,699.51

Total For Fund	008:		784,829.74	55,717.02	144,177.02	0.00	0.00	929,006.76	51,500.00	877,506.76
009	9000	STAR	988.90	1,202.50	33,626.45	0.00	0.00	34,615.35	32,423.95	2,191.40

POWERSCHOOL
DATE: 05/08/2024
TIME: 13:57:16
SELECTION CRITERIA : ALL

MEDINA CITY SCHOOLS
OH Cash Position Report

PAGE NUMBER: 3

ACCOUNTING PERIOD : 10/24

FUND	SCC	DESCRIPTION	BEGIN	BALANCE	MTD RECEIPTS	FYTD RECEIPTS	MTD EXPENDITURES	FYTD EXPENDITURES	CURRENT FUND BALANCE	CURRENT ENCUMBRANCE	UNENCUMBERED FUND BALANCE

009	9110	UNIFORM SUPPLIES GA									
		3,854.30	277.00		2,507.80	635.22	5,298.07	1,064.03	4,674.16	-3,610.13	
009	9120	UNIFORM SUPPLIES - CN									
		15,765.94	166.90		7,623.30	443.42	8,055.09	15,334.15	4,187.30	11,146.85	
009	9130	UNIFORM SUPPLIES - FN									
		6,670.93	118.00		9,260.75	944.61	11,443.26	4,488.42	0.00	4,488.42	
009	9140	UNIFORM SUPPLIES - HE									
		16,699.53	226.00		7,381.50	90.80	6,170.63	17,910.40	5,133.12	12,777.28	
009	9160	UNIFORM SUPPLIES - BL									
		5,303.22	205.00		11,078.75	2,214.32	11,681.53	4,700.44	1,256.02	3,444.42	
009	9170	UNIFORM SUPPLIES - WA									
		24,729.68	113.00		11,926.00	1,207.81	9,616.43	27,039.25	1,711.06	25,328.19	
009	9180	UNIFORM SUPPLIES - NO									
		12,013.99	275.00		9,529.50	78.07	9,177.95	12,365.54	8,821.93	3,543.61	
009	9200	UNIFORM SUPPLIES - CL									
		20,009.61	2,191.75		19,653.85	2,561.70	19,568.05	20,095.41	7,189.22	12,906.19	
009	9210	UNIFORM SUPPLIES - RT									
		7,947.71	1,498.15		22,468.20	3,393.47	18,873.56	11,542.35	1,966.43	9,575.92	
009	9300	UNIFORM SUPPLIES - HS									
		64,502.77	8,400.11		162,329.54	8,558.42	71,848.31	154,984.00	86,747.82	68,236.18	
009	9301	MHS GRADUATION									
		976.10	484.00		5,335.00	100.70	135.45	6,175.65	10,364.55	-4,188.90	
009	9304	AVIATION/PHOTOGRAPHY									
		3.87	0.00		0.00	0.00	0.00	3.87	0.00	3.87	

Total For Fund	009:										
		179,466.55	15,157.41		302,720.64	20,228.54	171,868.33	310,318.86	164,475.56	145,843.30	
014	9016	MEDINA CNTY JUV DET CNTR									
		123,134.45	19,760.00		121,220.00	26,534.17	284,416.26	-40,061.81	0.00	-40,061.81	
014	9116	EVOLVE									
		616,881.56	107,795.20		882,134.10	98,766.72	958,742.92	540,272.74	137,026.41	403,246.33	

Total For Fund	014:										
		740,016.01	127,555.20		1,003,354.10	125,300.89	1,243,159.18	500,210.93	137,026.41	363,184.52	

POWERSCHOOL
DATE: 05/08/2024
TIME: 13:57:16
SELECTION CRITERIA : ALL

MEDINA CITY SCHOOLS
OH Cash Position Report

PAGE NUMBER: 4

ACCOUNTING PERIOD : 10/24

FUND	SCC	DESCRIPTION BEGIN BALANCE	MTD RECEIPTS	FYTD RECEIPTS	MTD EXPENDITURES	FYTD EXPENDITURES	CURRENT FUND BALANCE	CURRENT ENCUMBRANCE	UNENCUMBERED FUND BALANCE
016	0000	EMERGENCY LEVY 16,351,613.27	99,292.06	7,107,708.86	909,291.19	8,328,731.04	15,130,591.09	202,817.72	14,927,773.37
016	0410	EMERGENCY LEVY -263,873.52	0.00	0.00	10,818.56	116,265.07	-380,138.59	0.00	-380,138.59
016	1000	EMERGENCY LEVY -1,310,023.18	0.00	0.00	46,180.38	516,555.12	-1,826,578.30	0.00	-1,826,578.30

Total For Fund 016:		14,777,716.57	99,292.06	7,107,708.86	966,290.13	8,961,551.23	12,923,874.20	202,817.72	12,721,056.48
018	0000	PRINT SHOP 6,683.33	0.00	0.00	0.00	0.00	6,683.33	0.00	6,683.33
018	9000	PUBLIC SCHOOL SUP - SUPER 16.70	0.00	0.00	0.00	0.00	16.70	0.00	16.70
018	9110	PRINCIPAL'S FUND - GA 11,657.93	134.50	2,611.10	702.93	7,924.68	6,344.35	8,900.00	-2,555.65
018	9111	GARFIELD SCHOOL STORE 49.99	0.00	0.00	0.00	0.00	49.99	0.00	49.99
018	9113	GARFIELD MEDIA CENTER 563.34	3.95	44.65	0.00	475.94	132.05	20.00	112.05
018	9120	PRINCIPAL - CN 57,375.66	1,349.00	4,236.91	1,212.43	46,747.71	14,864.86	6,117.96	8,746.90
018	9122	CANAVAN SCHOOL STORE 586.69	0.00	0.00	0.00	0.00	586.69	0.00	586.69
018	9123	BOOK FAIR - CANAVAN 2,112.05	0.00	25,838.12	0.00	3,917.27	24,032.90	0.00	24,032.90
018	9130	PRINCIPAL - FN 38,283.66	0.00	14,560.32	3,267.37	13,947.39	38,896.59	5,727.63	33,168.96
018	9133	BOOK FAIR - FENN 1,514.66	8.00	93.36	0.00	0.00	1,608.02	0.00	1,608.02
018	9135	MEDINA SKI TEAM 474.67	0.00	0.00	0.00	0.00	474.67	0.00	474.67
018	9140	PRINCIPAL'S FUND - HE 46,856.38	33.10	3,236.13	988.62	8,214.47	41,878.04	1,063.32	40,814.72
018	9143	HERITAGE MEDIA CENTER 2,226.35	0.00	0.00	0.00	0.00	2,226.35	0.00	2,226.35
018	9160	PRINCIPAL'S FUND - BL 41,447.36	260.00	10,538.36	515.31	13,088.93	38,896.79	7,993.72	30,903.07

POWERSCHOOL
DATE: 05/08/2024
TIME: 13:57:16
SELECTION CRITERIA : ALL

MEDINA CITY SCHOOLS
OH Cash Position Report

PAGE NUMBER: 5

ACCOUNTING PERIOD : 10/24

FUND	SCC	DESCRIPTION BEGIN BALANCE	MTD RECEIPTS	FYTD RECEIPTS	MTD EXPENDITURES	FYTD EXPENDITURES	CURRENT FUND BALANCE	CURRENT ENCUMBRANCE	UNENCUMBERED FUND BALANCE
018	9161	PBIS - BLAKE 3,248.50	0.00	0.00	0.00	1,650.00	1,598.50	0.00	1,598.50
018	9163	BLAKE MEDIA CENTER 13,118.41	9.00	156.82	0.00	50.00	13,225.23	0.00	13,225.23
018	9170	PRINCIPALS FUND - WA 78,815.43	0.00	6,668.01	1,008.72	17,268.82	68,214.62	7,898.14	60,316.48
018	9171	WAITE SCHOOL STORE 220.00	0.00	160.00	0.00	228.27	151.73	200.00	-48.27
018	9173	MEDIA CENTER WA 5,239.53	23.00	77.79	0.00	0.00	5,317.32	0.00	5,317.32
018	9180	PRINCIPALS FUND NO 67,088.84	4,435.05	13,959.88	987.50	29,485.61	51,563.11	6,261.91	45,301.20
018	9181	NO SCHOOL STORE 1,631.19	0.00	0.00	0.00	0.00	1,631.19	0.00	1,631.19
018	9183	MEDIA CENTER NO 8,759.38	0.00	0.00	0.00	0.00	8,759.38	13,000.00	-4,240.62
018	9184	FIELD TRIPS NO 146.00	0.00	0.00	0.00	0.00	146.00	0.00	146.00
018	9200	PRINCIPAL'S FUND - CL 48,468.81	793.00	12,758.01	4,651.32	18,138.19	43,088.63	4,504.28	38,584.35
018	9203	CL MEDIA CENTER 5,629.54	27.95	3,627.07	0.00	3,519.92	5,736.69	0.00	5,736.69
018	9210	PRINCIPAL'S FUND - RT 36,774.81	75.60	3,022.45	1,082.10	8,585.03	31,212.23	6,481.95	24,730.28
018	9211	ROOT M.S. MEDIA CENTER 10,629.86	0.00	3,247.51	0.00	3,280.54	10,596.83	0.00	10,596.83
018	9300	PRINCIPAL'S FUND - HS 23,531.31	2,094.36	22,236.06	588.91	22,620.35	23,147.02	17,513.32	5,633.70
018	9301	MEDIA CENTER FUND 1,554.50	0.00	0.00	-38.33	-38.33	1,592.83	0.00	1,592.83
018	9302	SPECIAL FUNDRAISER - HS 29,909.37	0.00	0.00	0.00	0.00	29,909.37	29,000.00	909.37
018	9303	PERFORMING ARTS 159,402.65	8,003.00	54,974.00	1,003.47	24,696.21	189,680.44	83,764.80	105,915.64
018	9304	BUZZ 23,253.34	1,921.00	18,856.06	858.58	13,043.91	29,065.49	12,220.75	16,844.74
018	9305	FLEXIBLE CREDIT FUND 8,434.56	0.00	0.00	0.00	0.00	8,434.56	0.00	8,434.56
018	9306	FEED THE BEES 7,622.41	0.00	1,400.00	222.34	1,528.35	7,494.06	5,971.65	1,522.41

POWERSCHOOL
DATE: 05/08/2024
TIME: 13:57:16
SELECTION CRITERIA : ALL

MEDINA CITY SCHOOLS
OH Cash Position Report

PAGE NUMBER: 6

ACCOUNTING PERIOD : 10/24

FUND	SCC	DESCRIPTION	BEGIN	BALANCE	MTD RECEIPTS	FYTD RECEIPTS	MTD EXPENDITURES	FYTD EXPENDITURES	CURRENT FUND BALANCE	CURRENT ENCUMBRANCE	UNENCUMBERED FUND BALANCE
018	9307	MHS LOCAL GRANTS									
		74.85			0.00	0.00	0.00	1,258.34	-1,183.49	2,740.15	-3,923.64
018	9308	MHS HOPE SQUAD									
		1,216.16			250.00	3,680.00	91.32	1,662.00	3,234.16	1,630.10	1,604.06
018	9403	PRINCIPAL FUND -PRESCHOOL									
		0.00			229.50	229.50	0.00	0.00	229.50	0.00	229.50
018	9884	FACILITY RENTAL									
		85,394.82			0.00	661.00	0.00	0.00	86,055.82	0.00	86,055.82
018	9900	INSERVICE - CENTRAL									
		3,702.01			0.00	0.00	0.00	0.00	3,702.01	0.00	3,702.01
018	9901	PUBLIC SCH SUPPORT - INST									
		1,743.89			0.00	0.00	0.00	0.00	1,743.89	0.00	1,743.89
018	9902	INSERVICE - SUPER									
		11,224.52			0.00	0.00	0.00	0.00	11,224.52	0.00	11,224.52
018	9903	BOARD/STUDENT DEVELOPMENT									
		2,800.00			0.00	0.00	0.00	0.00	2,800.00	0.00	2,800.00
018	9904	WELLNESS FUND									
		502.00			0.00	0.00	0.00	0.00	502.00	0.00	502.00
018	9905	PUBLIC SCH SUPT/STUD SERV									
		51,248.39			0.00	0.00	0.00	0.00	51,248.39	0.00	51,248.39
018	9906	COMMUNICA-PUBLIC SCH SUP									
		675.90			0.00	525.00	0.00	525.00	675.90	0.00	675.90
018	9907	STEAM - SUMMER ENRICHMENT									
		5,374.82			0.00	0.00	0.00	0.00	5,374.82	0.00	5,374.82
018	9908	GRANT US HOPE									
		-317.00			0.00	0.00	0.00	0.00	-317.00	0.00	-317.00
018	9910	MAINTENANCE DEPARTMENT									
		3,902.36			0.00	0.00	0.00	0.00	3,902.36	0.00	3,902.36
018	9915	BIKE TO SCHOOL									
		788.22			500.00	3,000.00	2,795.48	2,795.48	992.74	0.00	992.74
018	9916	SPIRIT NIGHT									
		4,396.64			0.00	1,500.00	0.00	2,950.88	2,945.76	210.46	2,735.30
018	9917	HALL OF FAME									
		1,235.05			1,000.00	1,000.00	0.00	0.00	2,235.05	0.00	2,235.05
018	9918	SPOTLIGHT ON STUDENTS									
		816.53			0.00	375.00	0.00	286.62	904.91	153.07	751.84
018	9919	STUDENT ART SHOW									
		621.60			0.00	500.00	0.00	594.60	527.00	0.00	527.00
018	9920	TRSP FUND									
		1,514.98			0.00	0.00	0.00	0.00	1,514.98	0.00	1,514.98

POWERSCHOOL
DATE: 05/08/2024
TIME: 13:57:16
SELECTION CRITERIA : ALL

MEDINA CITY SCHOOLS
OH Cash Position Report

PAGE NUMBER: 7

ACCOUNTING PERIOD : 10/24

FUND	SCC	DESCRIPTION	BEGIN BALANCE	MTD RECEIPTS	FYTD RECEIPTS	MTD EXPENDITURES	FYTD EXPENDITURES	CURRENT FUND BALANCE	CURRENT ENCUMBRANCE	UNENCUMBERED FUND BALANCE

018	9922	AMERICAN HEART GRANT 1,000.00		0.00	0.00	0.00	0.00	1,000.00	0.00	1,000.00
018	9930	RESOURCE CONNECTION 1,500.00		0.00	0.00	0.00	0.00	1,500.00	0.00	1,500.00

Total For Fund	018:	922,742.95	21,150.01	213,773.11	19,938.07	248,446.18	888,069.88	221,373.21	666,696.67	
019	9000	ADAMH GRANT 240.00		0.00	0.00	0.00	0.00	240.00	0.00	240.00
019	9018	LOWE'S LIGHT UP GA FY08 48.08		0.00	0.00	0.00	0.00	48.08	0.00	48.08
019	9020	RIF PROGRAM GRANT - NO 400.73		0.00	0.00	0.00	0.00	400.73	0.00	400.73
019	9021	JENNINGS - B - BRYNIARSKI 0.82		0.00	0.00	0.00	0.00	0.82	0.00	0.82
019	9023	PUB EDU LEADERSHIP COM GT 0.01		0.00	0.00	0.00	0.00	0.01	0.00	0.01
019	9029	M H J GRANT/ZAVESKY/FY09 6.82		0.00	0.00	0.00	0.00	6.82	0.00	6.82
019	9030	PERF BASD ASSMENT GT FY10 79.76		0.00	0.00	0.00	0.00	79.76	0.00	79.76
019	9031	PBA FY11 256.96		0.00	0.00	0.00	0.00	256.96	0.00	256.96
019	9113	ACS-HACH CHEM GT - HAMMAN 96.34		0.00	0.00	0.00	0.00	96.34	0.00	96.34
019	9121	ADAMH GRANT 40,405.00		0.00	0.00	350.00	5,225.00	35,180.00	800.00	34,380.00
019	9180	PPG INNOV CLASSRM GT-NO 15.31		0.00	0.00	0.00	0.00	15.31	0.00	15.31
019	9181	FIRST ENERGY GRANT 0.16		0.00	0.00	0.00	0.00	0.16	0.00	0.16
019	9213	VIDEO CLUB GRANT - MHS 2.82		0.00	0.00	0.00	0.00	2.82	0.00	2.82
019	9301	PPG GRANT - ROBOTICS 9.07		0.00	0.00	0.00	0.00	9.07	0.00	9.07
019	9313	JENNINGS - NOP - MILLER 13.86		0.00	0.00	0.00	0.00	13.86	0.00	13.86

POWERSCHOOL
DATE: 05/08/2024
TIME: 13:57:16
SELECTION CRITERIA : ALL

MEDINA CITY SCHOOLS
OH Cash Position Report

PAGE NUMBER: 8

ACCOUNTING PERIOD : 10/24

FUND	SCC	DESCRIPTION	BEGIN	BALANCE	MTD RECEIPTS	FYTD RECEIPTS	MTD EXPENDITURES	FYTD EXPENDITURES	CURRENT FUND BALANCE	CURRENT ENCUMBRANCE	UNENCUMBERED FUND BALANCE
019	9413	3M AND OTHER GRANT									
		152.03		0.00	0.00	0.00	0.00	152.03	0.00	152.03	
019	9513	NEA STUDENT ACHIEVE GT									
		191.88		0.00	0.00	0.00	0.00	191.88	0.00	191.88	
019	9715	FUEL UP - BLAKE									
		23.82		0.00	0.00	0.00	0.00	23.82	0.00	23.82	
019	9920	M H J SUPPORT STUGGLING									
		1,000.00		0.00	0.00	0.00	0.00	1,000.00	0.00	1,000.00	

Total For Fund	019:										
		42,943.47		0.00	0.00	350.00	5,225.00	37,718.47	800.00	36,918.47	
020	9001	TRANSPORTATION ENTERPRISE									
		167,634.78		0.00	6,071.61	166.58	1,502.22	172,204.17	3,497.78	168,706.39	

Total For Fund	020:										
		167,634.78		0.00	6,071.61	166.58	1,502.22	172,204.17	3,497.78	168,706.39	
022	9000	UNCLAIMED FUNDS									
		66,495.58		3,364.05	4,018.05	0.00	0.00	70,513.63	5,000.00	65,513.63	
022	9093	DIVERSION PROG ADAMHS BD									
		1,000.00		0.00	0.00	0.00	0.00	1,000.00	0.00	1,000.00	
022	9094	DIVERSION PROG ADAMHS BD									
		1,000.00		0.00	0.00	0.00	0.00	1,000.00	0.00	1,000.00	
022	9300	OH HS ATH ASSOC FUND									
		10,114.54		396.00	20,153.00	11,517.88	20,395.92	9,871.62	1,773.16	8,098.46	

Total For Fund	022:										
		78,610.12		3,760.05	24,171.05	11,517.88	20,395.92	82,385.25	6,773.16	75,612.09	
024	9001	MED AND DRUG/SELF INS									
		4,339,814.61		912,191.59	9,111,932.57	1,194,258.48	10,091,770.79	3,359,976.39	1,773,620.88	1,586,355.51	
024	9002	DENT SELF INS									
		688,881.52		61,342.64	616,443.72	47,266.94	581,304.03	724,021.21	108,921.88	615,099.33	

POWERSCHOOL
DATE: 05/08/2024
TIME: 13:57:16
SELECTION CRITERIA : ALL

MEDINA CITY SCHOOLS
OH Cash Position Report

PAGE NUMBER: 9

ACCOUNTING PERIOD : 10/24

FUND	SCC	DESCRIPTION BEGIN BALANCE	MTD RECEIPTS	FYTD RECEIPTS	MTD EXPENDITURES	FYTD EXPENDITURES	CURRENT FUND BALANCE	CURRENT ENCUMBRANCE	UNENCUMBERED FUND BALANCE
024	9094	FLEX PRO 68,882.32	24,751.98	199,015.84	14,342.45	180,229.65	87,668.51	80,504.04	7,164.47

Total For Fund 024:		5,097,578.45	998,286.21	9,927,392.13	1,255,867.87	10,853,304.47	4,171,666.11	1,963,046.80	2,208,619.31
027	0000	WORK COMP-SELF INS 517,470.87	12,886.40	142,292.65	12,770.21	229,452.45	430,311.07	100,685.81	329,625.26

Total For Fund 027:		517,470.87	12,886.40	142,292.65	12,770.21	229,452.45	430,311.07	100,685.81	329,625.26
071	9013	SALES TAX P I 3,479,546.49	0.00	3,205,873.86	4,822.01	2,746,240.94	3,939,179.41	1,398,763.39	2,540,416.02

Total For Fund 071:		3,479,546.49	0.00	3,205,873.86	4,822.01	2,746,240.94	3,939,179.41	1,398,763.39	2,540,416.02
200	9110	GA STUD COUN/K-KIDS CLUB 534.56	8.32	981.01	0.00	119.82	1,395.75	1,517.54	-121.79
200	9121	CN STUDENT COUNCIL 1,459.40	9.05	58.59	0.00	0.00	1,517.99	0.00	1,517.99
200	9134	FN STUDENT BUSINESS 9.98	0.07	0.40	0.00	0.00	10.38	0.00	10.38
200	9140	HE STUDENT COUNCIL 173.63	1.08	6.99	0.00	0.00	180.62	0.00	180.62
200	9184	NO STUDENT COUNCIL 55.57	0.35	2.23	0.00	0.00	57.80	0.00	57.80
200	9185	NO K-KIDS KIWANIS CLUB 12,147.30	75.31	487.74	0.00	0.00	12,635.04	0.00	12,635.04
200	9201	ROBOTICS CLUB CL 381.49	3.01	399.18	52.35	275.00	505.67	25.00	480.67
200	9202	CL STUDENT COUNCIL 2,988.56	32.80	5,839.95	1,334.61	3,326.34	5,502.17	975.39	4,526.78

POWERSCHOOL
DATE: 05/08/2024
TIME: 13:57:16
SELECTION CRITERIA : ALL

MEDINA CITY SCHOOLS
OH Cash Position Report

PAGE NUMBER: 10

ACCOUNTING PERIOD : 10/24

FUND	SCC	DESCRIPTION BEGIN BALANCE	MTD RECEIPTS	FYTD RECEIPTS	MTD EXPENDITURES	FYTD EXPENDITURES	CURRENT FUND BALANCE	CURRENT ENCUMBRANCE	UNENCUMBERED FUND BALANCE
200	9204	CL CHEERLEADERS 557.91	3.45	22.40	0.00	0.00	580.31	0.00	580.31
200	9205	CL BUILDERS CLUB 3,836.20	23.78	154.02	0.00	0.00	3,990.22	0.00	3,990.22
200	9209	CL DRAMA CLUB 33,551.92	235.16	11,494.15	807.72	5,594.15	39,451.92	154.85	39,297.07
200	9251	ROBOTICS CLUB RT 136.71	1.91	364.97	77.98	182.59	319.09	192.41	126.68
200	9253	RT BUILDERS' CLUB 6,721.88	41.68	269.90	0.00	0.00	6,991.78	2,000.00	4,991.78
200	9254	RT HONORS ACADEMY 7,221.92	657.09	2,035.19	285.00	1,189.80	8,067.31	2,810.20	5,257.11
200	9256	RT DRAMA CLUB 6,138.27	36.26	244.68	300.25	300.25	6,082.70	2,699.75	3,382.95
200	9258	RT STUD COUNCIL 5,856.42	45.04	2,843.54	0.00	1,143.56	7,556.40	356.44	7,199.96
200	9301	YG AMERICANS FOR FREEDOM 0.21	0.00	0.00	0.00	0.00	0.21	0.00	0.21
200	9302	ART CLUB 1,171.52	7.48	558.03	26.68	474.92	1,254.63	840.08	414.55
200	9303	CULTURAL EXPLORATION 209.26	1.29	8.39	0.00	0.00	217.65	0.00	217.65
200	9304	CAREER ASSOCIATION 0.37	0.00	0.00	0.00	0.00	0.37	0.00	0.37
200	9305	CHEMCLUB 2.27	0.01	0.09	0.00	0.00	2.36	0.00	2.36
200	9307	VOCAL 50,986.09	372.00	13,304.44	7,262.66	29,563.03	34,727.50	10,102.34	24,625.16
200	9309	IMPROV CLUB 614.62	3.81	24.68	0.00	0.00	639.30	1,400.00	-760.70
200	9310	D E P - NAT'L GERMAN HON 0.45	0.00	0.00	0.00	0.00	0.45	0.00	0.45
200	9312	DRAMA CLUB 20,990.47	137.96	13,694.78	1,302.75	11,540.06	23,145.19	8,472.72	14,672.47
200	9314	MEDINA OUTDOORS CLUB 473.05	3.84	171.89	0.00	0.00	644.94	450.00	194.94
200	9315	FELLOWSP OF CHRISTIAN ATH 358.87	2.23	14.41	0.00	0.00	373.28	350.00	23.28
200	9318	GIRLS LEADERSHIP CLUB 7,496.92	46.48	301.02	0.00	0.00	7,797.94	0.00	7,797.94

POWERSCHOOL
 DATE: 05/08/2024
 TIME: 13:57:16
 SELECTION CRITERIA : ALL

MEDINA CITY SCHOOLS
 OH Cash Position Report

PAGE NUMBER: 11

ACCOUNTING PERIOD : 10/24

FUND	SCC	DESCRIPTION BEGIN BALANCE	MTD RECEIPTS	FYTD RECEIPTS	MTD EXPENDITURES	FYTD EXPENDITURES	CURRENT FUND BALANCE	CURRENT ENCUMBRANCE	UNENCUMBERED FUND BALANCE

200	9321	KEY CLUB 64,607.35	406.42	10,383.36	500.00	6,806.65	68,184.06	13,893.35	54,290.71
200	9323	MEDINAMITE 1,797.19	8.40	224.55	0.00	613.25	1,408.49	1,675.75	-267.26
200	9324	MEDINIAN 74,321.83	1,067.99	4,285.72	0.00	95.96	78,511.59	19,904.04	58,607.55
200	9325	MHS BAND 23,575.78	299.68	13,020.32	1,848.69	15,182.68	21,413.42	9,275.46	12,137.96
200	9326	NATIONAL HONOR SOCIETY 16,525.17	1,927.91	2,860.49	0.00	2,624.43	16,761.23	1,534.57	15,226.66
200	9327	ORCHESTRA 46,670.41	1,232.33	4,129.94	32.99	416.34	50,384.01	2,583.66	47,800.35
200	9330	SCIENCE OLYMPIAD CLUB 2,843.13	857.12	943.19	311.49	914.49	2,871.83	1,950.51	921.32
200	9331	SKI CLUB 3.37	0.02	0.14	0.00	0.00	3.51	0.00	3.51
200	9332	SPANISH CLUB 14,993.20	85.76	2,779.64	205.62	3,384.57	14,388.27	4,115.43	10,272.84
200	9333	STUDENT COUNCIL 59,292.03	1,476.04	36,197.83	8,859.76	42,468.35	53,021.51	26,999.52	26,021.99
200	9335	LATIN CLUB 6,873.72	42.90	825.90	37.98	502.18	7,197.44	4,838.07	2,359.37
200	9336	FRENCH CLUB 337.28	1.00	639.56	34.33	810.17	166.67	0.00	166.67
200	9337	AMERICAN SIGN LANGUAGE 243.89	1.60	167.03	142.35	142.35	268.57	0.00	268.57
200	9339	SPEECH/DEBATE CLUB 12,891.59	2,892.31	14,746.58	245.68	21,755.24	5,882.93	6,735.80	-852.87
200	9340	O.C.O.M. 703.10	488.43	2,177.47	83.97	873.80	2,006.77	826.20	1,180.57
200	9346	PENGUIN BOWL/NOSB 127.25	0.79	5.02	0.00	0.00	132.27	0.00	132.27
200	9350	TECHNOLOGY CLUB 424.58	0.75	1,181.83	39.99	1,480.51	125.90	47.04	78.86
200	9352	VIDEO CLUB - SR HI 7,627.75	46.21	380.06	167.08	254.62	7,753.19	7,345.22	407.97
200	9353	CHINESE CLUB 1,156.95	7.17	46.43	0.00	0.00	1,203.38	0.00	1,203.38
200	9355	GENDER AND SEXUALITY ALLI 774.74	4.30	80.11	61.82	133.39	721.46	1,086.61	-365.15

POWERSCHOOL
DATE: 05/08/2024
TIME: 13:57:16
SELECTION CRITERIA : ALL

MEDINA CITY SCHOOLS
OH Cash Position Report

PAGE NUMBER: 12

ACCOUNTING PERIOD : 10/24

FUND	SCC	DESCRIPTION BEGIN BALANCE	MTD RECEIPTS	FYTD RECEIPTS	MTD EXPENDITURES	FYTD EXPENDITURES	CURRENT FUND BALANCE	CURRENT ENCUMBRANCE	UNENCUMBERED FUND BALANCE
200	9380	V O F T 17,439.13	112.29	1,716.57	0.00	316.97	18,838.73	4,682.72	14,156.01
200	9421	CLASS OF 2021 2.63	0.00	0.00	0.00	0.50	2.13	2.50	-0.37
200	9422	CLASS OF 2022 133.84	0.00	0.00	0.00	22.27	111.57	111.73	-0.16
200	9423	CLASS OF 2023 2,279.02	10.43	67.52	220.00	597.22	1,749.32	1,672.78	76.54
200	9424	CLASS OF 2024 4,930.75	23.94	675.58	0.00	1,589.36	4,016.97	3,125.64	891.33
200	9425	CLASS OF 2025 4,111.05	4,520.18	27,894.37	21,842.74	23,587.51	8,417.91	36,411.68	-27,993.77
200	9426	CLASS OF 2026 1,898.43	21.21	1,785.68	0.00	126.59	3,557.52	1,773.41	1,784.11
200	9427	CLASS OF 2027 0.00	8.44	1,497.59	0.00	82.74	1,414.85	1,417.26	-2.41
200	9999	STUD ACTIV FD WAGES/BENE 0.01	0.00	0.00	0.00	0.00	0.01	0.00	0.01
Total For Fund 200:		530,660.99	17,293.08	181,995.15	46,084.49	178,491.66	534,164.48	184,355.67	349,808.81
300	3000	ATHLETIC FUND -199,375.87	0.00	486,751.02	18,762.51	436,342.83	-148,967.68	41,547.94	-190,515.62
300	3001	ATHLETICS OTH 212,126.80	4,222.97	141,575.20	0.00	212,126.80	141,575.20	0.00	141,575.20
300	3002	ATH BOYS TENNIS 0.00	0.00	100.00	0.00	0.00	100.00	0.00	100.00
300	3003	ATH BOYS BB 26,852.28	0.00	31,084.60	0.00	26,852.28	31,084.60	0.00	31,084.60
300	3004	ATH GIRLS BB 14,076.98	0.00	17,166.93	0.00	14,076.98	17,166.93	0.00	17,166.93
300	3007	ATH BOYS CC 18,265.00	600.00	12,495.00	0.00	18,265.00	12,495.00	0.00	12,495.00
300	3008	ATH HS FOOTBALL 119,549.46	0.00	139,316.18	0.00	119,549.46	139,316.18	0.00	139,316.18
300	3010	ATH SOCCER 717.00	0.00	878.00	0.00	717.00	878.00	0.00	878.00

POWERSCHOOL
 DATE: 05/08/2024
 TIME: 13:57:16
 SELECTION CRITERIA : ALL

MEDINA CITY SCHOOLS
 OH Cash Position Report

PAGE NUMBER: 13

ACCOUNTING PERIOD : 10/24

FUND	SCC	DESCRIPTION BEGIN BALANCE	MTD RECEIPTS	FYTD RECEIPTS	MTD EXPENDITURES	FYTD EXPENDITURES	CURRENT FUND BALANCE	CURRENT ENCUMBRANCE	UNENCUMBERED FUND BALANCE
<hr/>									
300	3012	ATH BOYS SOCCER 9,865.29	0.00	14,172.78	0.00	9,865.29	14,172.78	0.00	14,172.78
300	3013	ATH GIRLS SOCCER 12,215.92	0.00	15,261.84	0.00	12,215.92	15,261.84	0.00	15,261.84
300	3015	ATH BOYS TRACK 4,450.00	3,730.00	3,730.00	0.00	4,450.00	3,730.00	0.00	3,730.00
300	3016	ATH GIRLS TRACK 7,316.00	6,712.72	6,712.72	0.00	7,316.00	6,712.72	0.00	6,712.72
300	3017	ATH GIRLS VBALL 12,433.94	0.00	12,876.95	0.00	12,433.94	12,876.95	0.00	12,876.95
300	3018	ATH WRESTLING 31,069.37	5,950.00	40,757.84	0.00	31,069.37	40,757.84	0.00	40,757.84
300	3019	ATH BOYS LACROSSE 9,435.86	2,632.00	3,807.98	0.00	9,435.86	3,807.98	0.00	3,807.98
300	3020	ATH GIRLS LACROSSE 3,290.88	1,495.98	2,095.98	0.00	3,290.88	2,095.98	0.00	2,095.98
300	3021	ATH BOYS SWIMMING 4,319.96	0.00	3,336.00	0.00	4,319.96	3,336.00	0.00	3,336.00
300	3022	ATH GIRLS SWIMMING 0.00	0.00	400.00	0.00	0.00	400.00	0.00	400.00
300	9110	GARFIELD FIELD TRIPS 4,341.97	386.00	1,441.00	20.00	294.36	5,488.61	1,376.00	4,112.61
300	9120	CANAVAN FIELD TRIP -477.80	0.00	3,525.00	0.00	3,740.00	-692.80	1,000.00	-1,692.80
300	9121	WORLD WATCHER'S CLUB 7,362.04	0.00	0.00	0.00	0.00	7,362.04	0.00	7,362.04
300	9130	FENN FIELD TRIPS 165.00	1,497.00	6,130.00	0.00	5,022.00	1,273.00	1,240.00	33.00
300	9140	HERITAGE FIELD TRIPS 274.31	1,101.00	5,741.65	611.50	4,617.82	1,398.14	1,500.00	-101.86
300	9160	BLAKE FIELD TRIPS -1,238.81	1,541.50	5,956.50	2,270.00	3,027.23	1,690.46	1,662.00	28.46
300	9170	WAITE FIELD TRIPS 639.00	5,532.00	7,420.00	1,760.00	5,125.00	2,934.00	1,958.00	976.00
300	9180	NORTHROP FIELD TRIPS 1,408.11	1,305.00	5,135.75	660.15	5,593.01	950.85	3,000.00	-2,049.15
300	9201	CL BAND FUND 11,452.51	0.00	9,126.00	465.71	4,376.39	16,202.12	14,812.98	1,389.14
300	9202	CL ORCHESTRA FD. 258.00	0.00	0.00	0.00	0.00	258.00	0.00	258.00

POWERSCHOOL
DATE: 05/08/2024
TIME: 13:57:16
SELECTION CRITERIA : ALL

MEDINA CITY SCHOOLS
OH Cash Position Report

PAGE NUMBER: 14

ACCOUNTING PERIOD : 10/24

FUND	SCC	DESCRIPTION BEGIN BALANCE	MTD RECEIPTS	FYTD RECEIPTS	MTD EXPENDITURES	FYTD EXPENDITURES	CURRENT FUND BALANCE	CURRENT ENCUMBRANCE	UNENCUMBERED FUND BALANCE
300	9203	CL LIBRARY 370.00	0.00	0.00	0.00	0.00	370.00	0.00	370.00
300	9204	CL CHOIR FUND 634.10	0.00	0.00	0.00	0.00	634.10	0.00	634.10
300	9208	DC AND OTHER TRIPS 1,064.50	5,565.00	118,678.00	0.00	107,548.18	12,194.32	11,400.00	794.32
300	9250	RT BAND FUND 9,385.33	0.00	7,407.85	715.98	4,511.69	12,281.49	3,977.01	8,304.48
300	9251	RT ORCHESTRA FUND 1,246.65	0.00	0.00	0.00	0.00	1,246.65	0.00	1,246.65
300	9252	RT CHOIR FUND 3,270.15	0.00	0.00	0.00	0.00	3,270.15	0.00	3,270.15
300	9253	RT BEEHIVE 2,059.46	72.50	1,336.95	0.00	437.06	2,959.35	562.94	2,396.41
300	9254	ZEN DEN RT 654.70	0.00	1,144.00	0.00	475.63	1,323.07	524.37	798.70
300	9258	RT DIST SUPER ACTIV 124.00	7,119.00	124,755.50	0.00	114,779.76	10,099.74	31,919.24	-21,819.50
300	9302	MENS VOLLEYBALL 5,480.17	2,871.99	5,422.99	0.00	460.00	10,443.16	0.00	10,443.16
300	9303	HUDDLE/SHUDDLE 0.63	0.00	3,870.00	305.05	1,158.89	2,711.74	1,572.62	1,139.12
300	9304	LINK CREW 3,123.40	0.00	5,259.75	159.94	5,875.75	2,507.40	1,315.26	1,192.14
300	9313	MUSICAL 21,435.88	17,813.00	22,305.96	10,435.72	16,375.49	27,366.35	8,437.45	18,928.90
300	9325	MHS BAND TRIP 7,171.20	0.00	0.00	0.00	0.00	7,171.20	0.00	7,171.20
300	9334	BEEHIVE CAFE 18,163.95	0.00	0.00	42.17	306.45	17,857.50	1,693.55	16,163.95
300	9390	GLOBAL TRIPS 375.00	0.00	1,495.00	1,495.00	1,495.00	375.00	7,505.00	-7,130.00
300	9403	PRESCHOOL TRIP 0.00	0.00	2,405.00	0.00	2,310.00	95.00	0.00	95.00
300	9410	SPARKLE CHEERLEADING 4,860.20	100.00	4,114.70	250.93	2,914.72	6,060.18	1,085.28	4,974.90
<hr/>									
Total For Fund 300:		390,212.52	70,247.66	1,275,190.62	37,954.66	1,212,772.00	452,631.14	138,089.64	314,541.50

POWERSCHOOL
DATE: 05/08/2024
TIME: 13:57:16
SELECTION CRITERIA : ALL

MEDINA CITY SCHOOLS
OH Cash Position Report

PAGE NUMBER: 15

ACCOUNTING PERIOD : 10/24

FUND	SCC	DESCRIPTION	BEGIN	MTD	FYTD	MTD	FYTD	CURRENT	CURRENT	UNENCUMBERED
			BALANCE	RECEIPTS	RECEIPTS	EXPENDITURES	EXPENDITURES	FUND BALANCE	ENCUMBRANCE	FUND BALANCE
401	9013	ST FRANCIS AUX SERVICES								
		80,070.56	0.00	176.30	0.00	80,246.86	0.00	0.00		0.00
401	9014	ST FRANCIS AUXILIARY								
		0.00	814.40	333,223.86	26,646.31	197,789.58	135,434.28	91,225.84		44,208.44
401	9017	AUX ST FRANCIS								
		37.41	0.00	0.00	0.00	0.00	37.41	0.00		37.41
401	9023	NURTURY AUX SERVICES								
		17,345.30	0.00	53.49	0.00	17,398.79	0.00	0.00		0.00
401	9024	NURTURY AUXILIARY								
		0.00	54.72	15,309.30	1,093.09	6,202.07	9,107.23	1,759.29		7,347.94
401	9027	AUX FUNDS NURTURY								
		72.90	0.00	0.00	0.00	0.00	72.90	0.00		72.90
401	9033	MCA AUX SERVICES								
		38,034.74	0.00	86.58	0.00	38,121.32	0.00	0.00		0.00
401	9034	MCS AUXILIARY								
		0.00	567.63	474,234.20	34,210.94	379,005.57	95,228.63	27,607.67		67,620.96
401	9066	SM WONDERS								
		1,644.12	0.00	0.00	0.00	0.00	1,644.12	0.00		1,644.12

Total For Fund	401:									
		137,205.03	1,436.75	823,083.73	61,950.34	718,764.19	241,524.57	120,592.80		120,931.77
432	9097	MANAGE INFO SYS								
		0.80	0.00	0.00	0.00	0.00	0.80	0.00		0.80

Total For Fund	432:									
		0.80	0.00	0.00	0.00	0.00	0.80	0.00		0.80
450	9008	SCHOOLNET PLUS FY2008								
		1.00	0.00	0.00	0.00	0.00	1.00	0.00		1.00

Total For Fund	450:									
		1.00	0.00	0.00	0.00	0.00	1.00	0.00		1.00

POWERSCHOOL
DATE: 05/08/2024
TIME: 13:57:16
SELECTION CRITERIA : ALL

MEDINA CITY SCHOOLS
OH Cash Position Report

PAGE NUMBER: 16

ACCOUNTING PERIOD : 10/24

FUND	SCC	DESCRIPTION BEGIN BALANCE	MTD RECEIPTS	FYTD RECEIPTS	MTD EXPENDITURES	FYTD EXPENDITURES	CURRENT FUND BALANCE	CURRENT ENCUMBRANCE	UNENCUMBERED FUND BALANCE
451	9012	CONNECTIVITY 26,382.50	0.00	21,972.83	0.00	0.00	48,355.33	0.00	48,355.33
<hr/>									
Total For Fund	451:	26,382.50	0.00	21,972.83	0.00	0.00	48,355.33	0.00	48,355.33
452	9008	SCHOOLNET PD FY08 66.15	0.00	0.00	0.00	0.00	66.15	0.00	66.15
<hr/>									
Total For Fund	452:	66.15	0.00	0.00	0.00	0.00	66.15	0.00	66.15
467	9021	STUD WELLNESS AND SUCCESS 618.49	0.00	0.00	0.00	0.00	618.49	0.00	618.49
<hr/>									
Total For Fund	467:	618.49	0.00	0.00	0.00	0.00	618.49	0.00	618.49
499	9012	INTERN PSYCH FY12 45.81	0.00	0.00	0.00	0.00	45.81	0.00	45.81
499	9013	INTERN PSYCH FY13 39.97	0.00	0.00	0.00	0.00	39.97	0.00	39.97
499	9014	INTERN PSYCH FY24 0.00	0.00	18,359.60	3,126.77	24,420.08	-6,060.48	0.00	-6,060.48
499	9019	SCHOOL SAFETY 10,086.41	0.00	0.00	0.00	0.00	10,086.41	6,700.00	3,386.41
499	9024	LOCAL GOV INNOVATION FUND 7,750.00	0.00	0.00	0.00	0.00	7,750.00	0.00	7,750.00
499	9039	INTERN PSYCH GRANT FY09 2.20	0.00	0.00	0.00	0.00	2.20	0.00	2.20
499	9112	E-TECH BLENDED LEARNING 321.71	0.00	0.00	0.00	0.00	321.71	0.00	321.71

POWERSCHOOL
DATE: 05/08/2024
TIME: 13:57:16
SELECTION CRITERIA : ALL

MEDINA CITY SCHOOLS
OH Cash Position Report

PAGE NUMBER: 17

ACCOUNTING PERIOD : 10/24

FUND	SCC	DESCRIPTION	BEGIN	BALANCE	MTD RECEIPTS	FYTD RECEIPTS	MTD EXPENDITURES	FYTD EXPENDITURES	CURRENT FUND BALANCE	CURRENT ENCUMBRANCE	UNENCUMBERED FUND BALANCE

499	9224	AOG WELLNESS GRANT FY24	0.00	0.00	27,192.06	0.00	0.00	27,192.06	5,000.00	22,192.06	

Total For Fund	499:	18,246.10	0.00	45,551.66	3,126.77	24,420.08	39,377.68	11,700.00	27,677.68		
506	9014	RES ED GRANT	950.00	0.00	0.00	0.00	0.00	950.00	0.00	950.00	

Total For Fund	506:	950.00	0.00	0.00	0.00	0.00	950.00	0.00	950.00		
507	9022	ARP ESSER	8.39	0.00	1,572,490.04	1,015,100.00	1,408,124.19	164,374.24	0.00	164,374.24	
507	9023	ARP STATE ACTIVITY SUP	0.00	142,010.00	142,010.00	0.00	142,010.00	0.00	342,550.00	-342,550.00	
507	9024		0.00	205,180.93	347,190.93	33,886.68	297,384.20	49,806.73	952,076.95	-902,270.22	
507	9121	ESSER II	3,895.59	0.00	259,780.16	1,000.00	258,950.86	4,724.89	0.00	4,724.89	
507	9222	ARP ESSER HOMELESS	-0.36	0.00	0.00	0.00	0.00	-0.36	0.00	-0.36	

Total For Fund	507:	3,903.62	347,190.93	2,321,471.13	1,049,986.68	2,106,469.25	218,905.50	1,294,626.95	-1,075,721.45		
516	9015	TITLE VI-B	2,690.82	0.00	0.00	0.00	0.00	2,690.82	0.00	2,690.82	
516	9016	TITLE VI-B	229.90	0.00	0.00	0.00	0.00	229.90	0.00	229.90	
516	9021	TITLE VI-B	4.85	0.00	0.00	0.00	0.00	4.85	0.00	4.85	
516	9023	TITLE VI-B	104,814.80	0.00	239,387.49	283,550.00	344,202.29	0.00	0.00	0.00	

POWERSCHOOL
DATE: 05/08/2024
TIME: 13:57:16
SELECTION CRITERIA : ALL

MEDINA CITY SCHOOLS
OH Cash Position Report

PAGE NUMBER: 18

ACCOUNTING PERIOD : 10/24

FUND	SCC	DESCRIPTION BEGIN BALANCE	MTD RECEIPTS	FYTD RECEIPTS	MTD EXPENDITURES	FYTD EXPENDITURES	CURRENT FUND BALANCE	CURRENT ENCUMBRANCE	UNENCUMBERED FUND BALANCE
516	9024	TITLE VI-B 0.00	0.00	433,093.50	115,659.68	1,178,342.90	-745,249.40	93,709.11	-838,958.51
516	9123	APR IDEA 64,142.11	0.00	132,257.89	196,400.00	196,400.00	0.00	0.00	0.00
<hr/>									
Total For Fund	516:	171,882.48	0.00	804,738.88	595,609.68	1,718,945.19	-742,323.83	93,709.11	-836,032.94
<hr/>									
551	9120	TITLE III LEP 2,792.08	0.00	0.00	0.00	0.00	2,792.08	0.00	2,792.08
551	9122	TITLE III LEP 722.05	0.00	0.00	0.00	0.00	722.05	0.00	722.05
551	9123	TITLE III LEP 0.00	0.00	5,439.25	1,902.47	1,902.47	3,536.78	0.00	3,536.78
<hr/>									
Total For Fund	551:	3,514.13	0.00	5,439.25	1,902.47	1,902.47	7,050.91	0.00	7,050.91
<hr/>									
572	9023	TITLE I 39,762.64	0.00	98,124.25	103,950.00	137,886.89	0.00	0.00	0.00
572	9024	TITLE I 0.00	0.00	311,714.71	45,249.90	417,152.58	-105,437.87	1,908.77	-107,346.64
572	9116	TITLE I-D 2.83	0.00	0.00	0.00	0.00	2.83	0.00	2.83
572	9121	TITLE I-D -417.64	0.00	0.00	0.00	0.00	-417.64	0.00	-417.64
572	9122	TITLE I-D 72.63	0.00	0.00	0.00	0.00	72.63	0.00	72.63
572	9123	TITLE I-D -1,234.19	0.00	31,550.70	9,725.00	30,316.51	0.00	0.00	0.00
572	9124	TITLE I-D 0.00	0.00	14,329.75	1,644.92	18,748.88	-4,419.13	9,733.08	-14,152.21
<hr/>									
Total For Fund	572:	38,186.27	0.00	455,719.41	160,569.82	604,104.86	-110,199.18	11,641.85	-121,841.03

POWERSCHOOL
DATE: 05/08/2024
TIME: 13:57:16
SELECTION CRITERIA : ALL

MEDINA CITY SCHOOLS
OH Cash Position Report

PAGE NUMBER: 19

ACCOUNTING PERIOD : 10/24

FUND	SCC	DESCRIPTION BEGIN BALANCE	MTD RECEIPTS	FYTD RECEIPTS	MTD EXPENDITURES	FYTD EXPENDITURES	CURRENT FUND BALANCE	CURRENT ENCUMBRANCE	UNENCUMBERED FUND BALANCE
584	9023	TITLE IV-A 3,364.53	0.00	187.16	3,700.00	3,552.83	-1.14	0.00	-1.14
584	9024	TITLE IV-A 0.00	0.00	30,507.49	2,054.91	39,902.45	-9,394.96	6,429.05	-15,824.01

Total For Fund	584:	3,364.53	0.00	30,694.65	5,754.91	43,455.28	-9,396.10	6,429.05	-15,825.15
587	9023	EARLY CHILDHOOD 5,194.82	0.00	9,156.91	12,200.00	14,351.85	-0.12	0.00	-0.12
587	9024	EARLY CHILDHOOD 0.00	0.00	21,332.42	3,492.70	28,766.69	-7,434.27	3,358.50	-10,792.77
587	9123	ARP IDEA EARLY ED 0.00	0.00	3,031.29	0.00	2,992.31	38.98	2,439.98	-2,401.00

Total For Fund	587:	5,194.82	0.00	33,520.62	15,692.70	46,110.85	-7,395.41	5,798.48	-13,193.89
590	9022	TITLE II-A -1,558.14	0.00	0.00	0.00	812.45	-2,370.59	0.00	-2,370.59
590	9023	TITLE II-A -1,861.36	0.00	35,787.58	21,250.00	33,926.22	0.00	0.00	0.00
590	9024	TITLE II-A 0.00	0.00	99,040.17	2,685.31	119,142.10	-20,101.93	20,571.34	-40,673.27

Total For Fund	590:	-3,419.50	0.00	134,827.75	23,935.31	153,880.77	-22,472.52	20,571.34	-43,043.86
599	9022	NSLP EQUIP ASSIST 339.35	0.00	0.00	0.00	0.00	339.35	0.00	339.35
599	9023	OFCC SAFETY/SECURITY 152,521.48	0.00	0.00	66,853.68	118,840.98	33,680.50	33,990.50	-310.00

POWERSCHOOL
DATE: 05/08/2024
TIME: 13:57:16
SELECTION CRITERIA : ALL

MEDINA CITY SCHOOLS
OH Cash Position Report

ACCOUNTING PERIOD : 10/24

FUND	SCC	DESCRIPTION	MTD RECEIPTS	FYTD RECEIPTS	MTD EXPENDITURES	FYTD EXPENDITURES	CURRENT FUND BALANCE	CURRENT ENCUMBRANCE	UNENCUMBERED FUND BALANCE

Total For Fund	599:								
	152,860.83		0.00	0.00	66,853.68	118,840.98	34,019.85	33,990.50	29.35

GRAND TOTALS:									
	59,080,610.63		6,588,593.94	107,995,499.18	11,851,302.79	106,073,465.76	61,002,644.05	10,759,972.08	50,242,671.97

POWERSCHOOL
DATE: 05/08/2024
TIME: 13:57:16
SELECTION CRITERIA : ALL

MEDINA CITY SCHOOLS
OH Cash Position Report

PAGE NUMBER: 21

ACCOUNTING PERIOD : 10/24

FUND	SCC	DESCRIPTION BEGIN BALANCE	MTD RECEIPTS	FYTD RECEIPTS	MTD EXPENDITURES	FYTD EXPENDITURES	CURRENT FUND BALANCE	CURRENT ENCUMBRANCE	UNENCUMBERED FUND BALANCE
001		25,195,142.69	4,507,136.20	72,013,800.55	7,128,484.77	66,740,714.04	30,468,229.20	3,112,061.86	27,356,167.34
002		3,690,068.83	56,042.20	5,268,262.43	28,692.55	5,267,730.62	3,690,600.64	1,015,146.32	2,675,454.32
003		597,726.83	0.00	130,000.00	0.00	427,733.20	299,993.63	38,747.50	261,246.13
006		1,282,170.06	255,027.02	2,348,564.14	207,451.78	2,227,984.40	1,402,749.80	399,751.17	1,002,998.63
007		47,115.46	415.74	23,131.35	0.00	0.00	70,246.81	22,000.00	48,246.81
008		784,829.74	55,717.02	144,177.02	0.00	0.00	929,006.76	51,500.00	877,506.76
009		179,466.55	15,157.41	302,720.64	20,228.54	171,868.33	310,318.86	164,475.56	145,843.30
014		740,016.01	127,555.20	1,003,354.10	125,300.89	1,243,159.18	500,210.93	137,026.41	363,184.52
016		14,777,716.57	99,292.06	7,107,708.86	966,290.13	8,961,551.23	12,923,874.20	202,817.72	12,721,056.48
018		922,742.95	21,150.01	213,773.11	19,938.07	248,446.18	888,069.88	221,373.21	666,696.67
019		42,943.47	0.00	0.00	350.00	5,225.00	37,718.47	800.00	36,918.47
020		167,634.78	0.00	6,071.61	166.58	1,502.22	172,204.17	3,497.78	168,706.39
022		78,610.12	3,760.05	24,171.05	11,517.88	20,395.92	82,385.25	6,773.16	75,612.09
024		5,097,578.45	998,286.21	9,927,392.13	1,255,867.87	10,853,304.47	4,171,666.11	1,963,046.80	2,208,619.31

POWERSCHOOL
DATE: 05/08/2024
TIME: 13:57:16
SELECTION CRITERIA : ALL

MEDINA CITY SCHOOLS
OH Cash Position Report

ACCOUNTING PERIOD : 10/24

FUND	SCC	DESCRIPTION BEGIN BALANCE	MTD RECEIPTS	FYTD RECEIPTS	MTD EXPENDITURES	FYTD EXPENDITURES	CURRENT FUND BALANCE	CURRENT ENCUMBRANCE	UNENCUMBERED FUND BALANCE
027		517,470.87	12,886.40	142,292.65	12,770.21	229,452.45	430,311.07	100,685.81	329,625.26
071		3,479,546.49	0.00	3,205,873.86	4,822.01	2,746,240.94	3,939,179.41	1,398,763.39	2,540,416.02
200		530,660.99	17,293.08	181,995.15	46,084.49	178,491.66	534,164.48	184,355.67	349,808.81
300		390,212.52	70,247.66	1,275,190.62	37,954.66	1,212,772.00	452,631.14	138,089.64	314,541.50
401		137,205.03	1,436.75	823,083.73	61,950.34	718,764.19	241,524.57	120,592.80	120,931.77
432		0.80	0.00	0.00	0.00	0.00	0.80	0.00	0.80
450		1.00	0.00	0.00	0.00	0.00	1.00	0.00	1.00
451		26,382.50	0.00	21,972.83	0.00	0.00	48,355.33	0.00	48,355.33
452		66.15	0.00	0.00	0.00	0.00	66.15	0.00	66.15
467		618.49	0.00	0.00	0.00	0.00	618.49	0.00	618.49
499		18,246.10	0.00	45,551.66	3,126.77	24,420.08	39,377.68	11,700.00	27,677.68
506		950.00	0.00	0.00	0.00	0.00	950.00	0.00	950.00
507		3,903.62	347,190.93	2,321,471.13	1,049,986.68	2,106,469.25	218,905.50	1,294,626.95	-1,075,721.45
516		171,882.48	0.00	804,738.88	595,609.68	1,718,945.19	-742,323.83	93,709.11	-836,032.94

POWERSCHOOL
DATE: 05/08/2024
TIME: 13:57:16
SELECTION CRITERIA : ALL

MEDINA CITY SCHOOLS
OH Cash Position Report

ACCOUNTING PERIOD : 10/24

FUND	SCC	DESCRIPTION BEGIN BALANCE	MTD RECEIPTS	FYTD RECEIPTS	MTD EXPENDITURES	FYTD EXPENDITURES	CURRENT FUND BALANCE	CURRENT ENCUMBRANCE	UNENCUMBERED FUND BALANCE
551		3,514.13	0.00	5,439.25	1,902.47	1,902.47	7,050.91	0.00	7,050.91
572		38,186.27	0.00	455,719.41	160,569.82	604,104.86	-110,199.18	11,641.85	-121,841.03
584		3,364.53	0.00	30,694.65	5,754.91	43,455.28	-9,396.10	6,429.05	-15,825.15
587		5,194.82	0.00	33,520.62	15,692.70	46,110.85	-7,395.41	5,798.48	-13,193.89
590		-3,419.50	0.00	134,827.75	23,935.31	153,880.77	-22,472.52	20,571.34	-43,043.86
599		152,860.83	0.00	0.00	66,853.68	118,840.98	34,019.85	33,990.50	29.35
GRAND TOTALS:		59,080,610.63	6,588,593.94	107,995,499.18	11,851,302.79	106,073,465.76	61,002,644.05	10,759,972.08	50,242,671.97

Medina City Schools

Check Register For

April 2024

5/8/24

2:09 PM

Check Date	Check Number	Vendor Name	Transaction Amount
04/01/2024	V754832	MEMO - MEDICAL MUTUAL	\$64,333.38
04/01/2024	V754838	MEMO - MEDICAL MUTUAL	\$231,767.87
04/01/2024 - Total			\$296,101.25
04/02/2024	V754833	MEMO - A&M ENDEAVORS LLC	\$35.00
04/02/2024 - Total			\$35.00
04/08/2024	V754836	MEMO - WESTFIELD BANK	\$770.27
04/08/2024	V754837	MEMO - MEDICAL MUTUAL	\$150,788.04
04/08/2024 - Total			\$151,558.31
04/10/2024	754743	ADLER TEAM SPORTS	\$10.00
04/10/2024	754744	ADVANCE AUTO PARTS	\$13.28
04/10/2024	754745	ALDRIDGE FOLDERS	\$603.00
04/10/2024	754746	AMPLIFY EDUCATION INC.	\$229,623.88
04/10/2024	754747	APOLLO PEST CONTROL INC.	\$713.00
04/10/2024	754748	ARC DOCUMENT SOLUTIONS LLC	\$30.00
04/10/2024	754749	ARMSTRONG UTILITIES INC.	\$936.05
04/10/2024	754750	BASIC MARKETING GROUP	\$2,795.48
04/10/2024	754751	BUZZARD TOOLS LLC	\$866.93
04/10/2024	754752	PEPSI CO BEVERAGE SALES LLC	\$924.62
04/10/2024	754753	CINTAS FIRE PROTECTION	\$158.50
04/10/2024	754754	CLEVELAND PLUMBING SUPPLY CO.	\$7.58
04/10/2024	754755	CONNECTION EDUCATION SERVICES INC	\$14,260.00
04/10/2024	754756	DESIGNS INK LTD	\$131.21
04/10/2024	754757	DOMINICS PIZZA & JO JO'S BAR	\$83.97
04/10/2024	754758	EMS LINQ, LLC	\$1,946.70
04/10/2024	754759	FLATS INDUSTRIAL SERVICES	\$75.00
04/10/2024	754760	FRONTIER NORTH INC	\$1,655.17
04/10/2024	754761	GREEN LOCAL SCHOOLS	\$275.00
04/10/2024	754762	GRIZZLY AUTO & TIRE	\$33.75
04/10/2024	754763	JOHN S GRIMM INC.	\$119.20
04/10/2024	754764	JW PEPPER & SON, INC.	\$492.99
04/10/2024	754765	KAREN PLATZ	\$50.00
04/10/2024	754766	MADISON J LUCAS	\$67.50
04/10/2024	754767	MARS ELECTRIC CO.	\$185.89

Medina City Schools

Check Register For

April 2024

5/8/24

2:09 PM

Check Date	Check Number	Vendor Name	Transaction Amount
04/10/2024	754768	MCS FOOD SERVICE DEPT.	\$249.60
04/10/2024	754769	MEDINA COUNTY SANITARY	\$14,640.33
04/10/2024	754770	MEDINA SENIOR HIGH SCHOOL	\$5,000.00
04/10/2024	754771	DAVID GERALD MOHN	\$287.88
04/10/2024	754772	ALFRED NICKLES BAKERY INC	\$56.70
04/10/2024	754773	OHIO EDISON COMPANY	\$61,545.16
04/10/2024	754774	ROWLEYS WHOLESALE	\$1,680.90
04/10/2024	754775	RUMPKE OF OHIO INC	\$1,386.18
04/10/2024	754776	SC STRATEGIC SOLUTIONS LLC	\$708.00
04/10/2024	754777	SCHOOL NUTRITION ASSOCIATION	\$70.00
04/10/2024	754778	STAPLES INC	\$40.86
04/10/2024	754779	SUBURBAN SCHOOL TRANSPORTATION	\$97,490.92
04/10/2024	754780	TALLMADGE CITY SCHOOLS	\$420.00
04/10/2024	754781	THE CERAMIC SHOP, LLC	\$41.17
04/10/2024	754782	THE LEUKEMIA & LYMPHOMA SOCIETY, IN	\$500.00
04/10/2024	754783	TRECA DIGITAL ACADEMY	\$12,915.25
04/10/2024	754784	UCP OF GREATER CLEVELAND	\$9,450.00
04/10/2024	V754695	CINTAS CORPORATION NO 2 (V-CARD)	\$625.69
04/10/2024	V754696	FOLLETT SCHOOL SOLUTIONS (V-CARD)	\$200.20
04/10/2024	V754697	POINT SPRING & DRIVESHAFT (V-CARD)	\$636.78
04/10/2024	V754698	W.B. MASON CO. INC. (V-CARD)	\$6,658.05
04/10/2024	V754699	AGPARTS WORLDWIDE INC	\$159.20
04/10/2024	V754700	AIRGAS USA LLC	\$29.52
04/10/2024	V754703	AMAZON.COM	\$4,889.63
04/10/2024	V754704	ARKAY FLORALS - FLOWER GALLERY	\$140.00
04/10/2024	V754705	AVALON FOODSERVICE INC	\$5,049.09
04/10/2024	V754706	BLICK ART MATERIALS LLC	\$488.83
04/10/2024	V754707	NEW DAIRY HOLDCO LLC.	\$3,016.88
04/10/2024	V754708	BRICKER GRAYDON LLP	\$15,000.00
04/10/2024	V754709	BSN SPORTS LLC	\$63.72
04/10/2024	V754710	BULK BOOKSTORE	\$1,430.86
04/10/2024	V754711	AMY LYNN BUSBY	\$151.42
04/10/2024	V754712	CARA H ALLER	\$1,408.00

Medina City Schools

Check Register For

April 2024

5/8/24

2:09 PM

Check Date	Check Number	Vendor Name	Transaction Amount
04/10/2024	V754713	CARDINAL BUS SALES & SERV INC	\$1,777.93
04/10/2024	V754714	CENTERRA CO-OP	\$23,615.10
04/10/2024	V754715	CHRISTIA MATTEY	\$2,312.16
04/10/2024	V754716	E3 DIAGNOSTICS	\$227.88
04/10/2024	V754717	EASY GRAPHICS CORP	\$72.00
04/10/2024	V754718	ELECTRICAL APPLIANCE REPAIR	\$165.00
04/10/2024	V754719	HERSHEY CREAMERY CO	\$2,154.52
04/10/2024	V754720	HOBART SALES & SERV., HMR INNOTECH	\$32.66
04/10/2024	V754721	KATELYN J LOPEZ	\$53.73
04/10/2024	V754722	MATH LEARNING CENTER	\$324.00
04/10/2024	V754723	MUSIC AND ARTS	\$1,258.00
04/10/2024	V754724	NAPA AUTO PARTS	\$9.17
04/10/2024	V754725	ORIGINAL SEAT SACK COMPANY	\$476.15
04/10/2024	V754726	PIONEER DRAMA SERVICE INC	\$300.25
04/10/2024	V754727	MAGALI POLICK	\$30.00
04/10/2024	V754728	QUILL CORPORATION	\$182.17
04/10/2024	V754729	REINHARDT SUPPLY COMPANY	\$150.20
04/10/2024	V754730	ROJEN COMPANY	\$106.32
04/10/2024	V754731	SCHOOL SPECIALTY, LLC.	\$172.71
04/10/2024	V754732	SENDERO THERAPIES INC.	\$78,393.36
04/10/2024	V754733	DANIEL JOSEPH SMITH	\$21.37
04/10/2024	V754734	STANTON'S SHEET MUSIC INC	\$256.93
04/10/2024	V754735	HAYDEN CHANDLER TALLEY	\$15.01
04/10/2024	V754736	TARA LOCHER	\$170.00
04/10/2024	V754737	TECHNOLOGY ENGINEERING GROUP, LLC	\$4,125.00
04/10/2024	V754738	TOTAL EDUCATION SOLUTIONS, INC.	\$16,367.52
04/10/2024	V754739	TRANSPORTATION ACCESSORIES CO, INC.	\$344.71
04/10/2024	V754740	USA CUSTOM APPAREL LLC	\$4,120.00
04/10/2024	V754741	VERNIER SOFTWARE & TECHNOLOGY LLC	\$582.00
04/10/2024	V754742	VINSON GROUP LLC	\$3,000.00
04/10/2024	V754949	MEMO-CAPITAL ONE	\$24,629.82
04/10/2024 - Total			\$667,935.19
04/12/2024	1020177	F.C.P.E	\$130.00

Medina City Schools

Check Register For

April 2024

5/8/24

2:09 PM

Check Date	Check Number	Vendor Name	Transaction Amount
04/12/2024	1020178	KIDS FIRST	\$12.00
04/12/2024	1020179	OAPSE	\$4,327.87
04/12/2024	1020180	KEITH L RUCINSKI, CHAPTER 13 TRSTEE	\$899.54
04/12/2024	1020181	OHIO EDUCATION ASSOCIATION	\$369.54
04/12/2024	1020182	PEOPLE QUALIFIED COMMITTEE	\$15.41
04/12/2024	754810	APOLLO PEST CONTROL INC.	\$10.00
04/12/2024	754811	AQUACLEAR	\$50.00
04/12/2024	754812	CARISSA PATTON YOUNG	\$500.00
04/12/2024	754813	THE MEDINA GAZETTE	\$524.34
04/12/2024	754814	CINTAS FIRE PROTECTION	\$792.00
04/12/2024	754815	CITY OF MEDINA (WATER DEPT.)	\$13,823.34
04/12/2024	754816	CITY OF MEDINA (CIVIL SERVICE)	\$24,314.80
04/12/2024	754817	CLEVELAND METROPARKS	\$331.50
04/12/2024	754818	CROWN TROPHY OF MEDINA	\$212.60
04/12/2024	754819	EASTERN OHIO NSDA	\$90.00
04/12/2024	754820	FRONTIER NORTH INC	\$672.93
04/12/2024	754821	KAREN PLATZ	\$18.00
04/12/2024	754822	LISA DIETSCH	\$1,064.00
04/12/2024	754823	MADISON J LUCAS	\$50.00
04/12/2024	754824	MIKE HOLTHOUSE	\$13.99
04/12/2024	754825	ALFRED NICKLES BAKERY INC	\$391.59
04/12/2024	754826	OHIO EDISON COMPANY	\$8,529.04
04/12/2024	754827	QUINN HAYDEN	\$340.00
04/12/2024	754828	SCHOLASTIC BOOK CLUBS INC	\$913.77
04/12/2024	754829	TRACY BROWN	\$280.00
04/12/2024	754830	VERIZON WIRELESS	\$51.92
04/12/2024	754831	WOOSTER SPEECH & DEBATE PARENT	\$78.00
04/12/2024	V1020162	MEMO-FLEXSAVE	\$12,375.99
04/12/2024	V1020163	MEDINA CITY SCHOOLS FOUNDATION	\$64.00
04/12/2024	V1020164	MEMO - SERS - BOARD	\$64,029.73
04/12/2024	V1020165	MEMO - STRS - BOARD	\$249,547.37
04/12/2024	V1020166	MEMO -EFTPS - TAXES	\$255,433.30
04/12/2024	V1020167	MEMO -MEDINA CITY SCHOOLS	\$487,122.18

Medina City Schools

Check Register For

April 2024

5/8/24

2:09 PM

Check Date	Check Number	Vendor Name	Transaction Amount
04/12/2024	V1020168	MEMO MET LIFE INSURANCE	\$5,142.14
04/12/2024	V1020169	MEMO --S E R S - EMPLOYEE	\$46,246.23
04/12/2024	V1020170	MEMO --S T R S - EMPLOYEE	\$257,251.23
04/12/2024	V1020171	OHIO BUSINESS GATEWAY	\$46,924.61
04/12/2024	V1020172	OHIO CHILD SUPPORT PAYMENT CENTRAL	\$1,239.11
04/12/2024	V1020173	OHIO DEFERRED COMPENSATION -MEMO	\$11,270.37
04/12/2024	V1020174	MEMO - OMNI	\$35,423.69
04/12/2024	V1020175	TRUSTMARK VOLUNTARY BENEFITS	\$1,592.67
04/12/2024	V1020176	UNITED WAY MEDINA & SUMMIT CO	\$135.24
04/12/2024	V754785	AIR RITE SERVICES, INC (V-CARD)	\$1,995.88
04/12/2024	V754786	CINTAS CORPORATION NO 2 (V-CARD)	\$629.48
04/12/2024	V754787	POINT SPRING & DRIVESHAFT (V-CARD)	\$636.78
04/12/2024	V754788	W.B. MASON CO. INC. (V-CARD)	\$164.35
04/12/2024	V754789	ACA TRACK LLC.	\$147.00
04/12/2024	V754790	AKRON CHILDRENS HOSPITAL	\$49,488.77
04/12/2024	V754791	AMAZON.COM	\$363.14
04/12/2024	V754792	ANTHONY BELSITO	\$330.00
04/12/2024	V754793	BRICKER GRAYDON LLP	\$2,000.00
04/12/2024	V754794	CCT FINANCIAL	\$768.37
04/12/2024	V754795	MASON DOUGLAS HARPER	\$724.94
04/12/2024	V754796	TODD E HODKEY	\$1,113.94
04/12/2024	V754797	JAMES W. TIGHE	\$450.00
04/12/2024	V754798	JESSICA WYATT	\$59.76
04/12/2024	V754799	KINGS III EMERGENCY COMMUNICATIONS	\$274.19
04/12/2024	V754800	MINUTEMAN PRESS	\$220.00
04/12/2024	V754801	ANGELA LYNN MORMAN	\$22.11
04/12/2024	V754802	REINHARDT SUPPLY COMPANY	\$2,019.27
04/12/2024	V754803	SHAYNA MICHELLE SAMOSKY	\$40.74
04/12/2024	V754804	SCHOOL SPECIALTY, LLC.	\$85.91
04/12/2024	V754805	ANGELA RAE SELLARS	\$128.10
04/12/2024	V754806	SPORTSWORLD CUSTOM IMPRINTED APP	\$780.00
04/12/2024	V754807	NICHOLE JANINE SZYDLO	\$1,772.50
04/12/2024	V754808	TARA LOCHER	\$110.00

Medina City Schools

Check Register For

April 2024

5/8/24

2:09 PM

Check Date	Check Number	Vendor Name	Transaction Amount
04/12/2024	V754809	ELISA TEDONA	\$698.66
04/12/2024	V754835	GORDON FOOD SERVICE	\$13,490.26
04/12/2024	V755122	MEMO --S T R S - EMPLOYEE	\$15,326.73
04/12/2024 - Total			\$1,626,444.92
04/15/2024	V754839	MEMO - MEDICAL MUTUAL	\$269,179.12
04/15/2024 - Total			\$269,179.12
04/18/2024	754891	ADVANCE AUTO PARTS	\$603.85
04/18/2024	754892	APPLE MOBILE LEASING INC	\$10,000.00
04/18/2024	754893	APPLIED INDUSTRIAL TECHNOLOGIES	\$270.99
04/18/2024	754894	BUEHLER'S FRESH FOODS	\$7.00
04/18/2024	754895	BUZZARD TOOLS LLC	\$686.95
04/18/2024	754896	PEPSI CO BEVERAGE SALES LLC	\$774.31
04/18/2024	754897	CHILDREN'S CENTER OF MEDINA COUNTY	\$300.00
04/18/2024	754898	CITY OF MEDINA (SANITATION DEPT.)	\$852.44
04/18/2024	754899	CLEVELAND VICON COMPANY INC	\$5,650.00
04/18/2024	754900	COLUMBIA GAS OF OHIO INC	\$352.64
04/18/2024	754901	CONNIE LYNN CARLTON	\$30.00
04/18/2024	754902	CROWN TROPHY OF MEDINA	\$2,790.68
04/18/2024	754903	DANIELLE BROSCHE	\$44.00
04/18/2024	754904	DISCOVERY EDUCATION INC	\$1,495.00
04/18/2024	754905	DOMINICS PIZZA & JO JO'S BAR	\$57.48
04/18/2024	754906	EDUCATIONAL SERVICE CENTER OF NE OH	\$25.00
04/18/2024	754907	EMILY HUNSUCKER	\$3,000.00
04/18/2024	754908	FREE CLINIC OF MEDINA COUNTY	\$394.60
04/18/2024	754909	FRONTIER NORTH INC	\$510.22
04/18/2024	754910	GCL EDUCATION SERVICES LLC.	\$3,500.00
04/18/2024	754911	GERBER COLLISION & GLASS	\$1,000.00
04/18/2024	754912	GLENOAK HIGH SCHOOL	\$350.00
04/18/2024	754913	GORDON FOOD SERVICE	\$234.37
04/18/2024	754914	GREAT LAKES BIOMEDICAL LLC	\$350.00
04/18/2024	754915	GREEN LOCAL SCHOOLS	\$150.00
04/18/2024	754916	ICANDI GRAPHICS, LLC	\$240.00
04/18/2024	754917	JANICE HENSLEY	\$495.00

Medina City Schools

Check Register For

April 2024

5/8/24

2:09 PM

Check Date	Check Number	Vendor Name	Transaction Amount
04/18/2024	754918	JW PEPPER & SON, INC.	\$48.99
04/18/2024	754919	KEURIG DR PEPPER	\$309.75
04/18/2024	754920	LAURA WILLIAMS	\$125.00
04/18/2024	754921	MCS FOOD SERVICE DEPT.	\$320.33
04/18/2024	754922	MEDINA CITY SCHOOLS	\$1,022.98
04/18/2024	754923	MEDINA CITY SCHOOLS - BUSINESS DEPT	\$777.31
04/18/2024	754924	MEDINA COUNTY SOLID WASTE DIST	\$30.25
04/18/2024	754925	MIDNIGHT MUSIC AND MEMORIES	\$700.00
04/18/2024	754926	MONTVILLE POLICE DEPARTMENT	\$1,478.00
04/18/2024	754927	NORTHEAST OHIO NETWORK FOR TEC.	\$502.40
04/18/2024	754928	OHIO EDISON COMPANY	\$54,331.53
04/18/2024	754929	PSYCHOLOGICAL ASSESSMENT RESOURCES	\$45.00
04/18/2024	754930	PODS ENTERPRISES, LLC	\$184.12
04/18/2024	754931	SC STRATEGIC SOLUTIONS LLC	\$958.11
04/18/2024	754932	SHERWIN WILLIAMS COMPANY	\$378.37
04/18/2024	754933	SIDELINE INTERACTIVE	\$399.00
04/18/2024	754934	STUDIES WEEKLY INC	\$1,727.87
04/18/2024	754935	SWEETWATER SOUND LLC	\$419.99
04/18/2024	754936	DOUGLAS ARGABRIGHT	\$2,825.00
04/18/2024	754937	THE UPS STORE	\$14.82
04/18/2024	754938	UNITED RENTALS (N AMERICA) INC	\$210.00
04/18/2024	754939	WOLFF BROS. SUPPLY INC.	\$78.65
04/18/2024	V754840	CINTAS CORPORATION NO 2 (V-CARD)	\$2,384.34
04/18/2024	V754841	POINT SPRING & DRIVESHAFT (V-CARD)	\$13.20
04/18/2024	V754842	ALAN T ROLAND	\$250.00
04/18/2024	V754847	AMAZON.COM	\$8,623.71
04/18/2024	V754848	ANTHONY BELSITO	\$715.00
04/18/2024	V754849	AVALON FOODSERVICE INC	\$4,323.00
04/18/2024	V754850	BLICK ART MATERIALS LLC	\$107.06
04/18/2024	V754851	BLUUM OF TEXAS LLC	\$4,499.00
04/18/2024	V754852	NEW DAIRY HOLDCO LLC.	\$1,309.83
04/18/2024	V754853	AMY ELIZABETH BREWER	\$12.30
04/18/2024	V754854	BSN SPORTS LLC	\$1,326.46

Medina City Schools

Check Register For

April 2024

5/8/24

2:09 PM

Check Date	Check Number	Vendor Name	Transaction Amount
04/18/2024	V754855	BULK BOOKSTORE	\$967.00
04/18/2024	V754856	CARDINAL BUS SALES & SERV INC	\$1,876.22
04/18/2024	V754857	HOPE MARIE CARPENTER	\$61.37
04/18/2024	V754858	CLEVELAND CLINIC CENTER	\$20,403.86
04/18/2024	V754859	COLUMBUS CLAY CO.	\$1,005.00
04/18/2024	V754860	CUMMINS SALES AND SERVICE	\$1,743.47
04/18/2024	V754861	DAWN PROKOP	\$1,148.00
04/18/2024	V754862	FANNING/HOWEY ASSOCIATES INC.	\$4,792.01
04/18/2024	V754863	GOODWILL INDUSTRIES AKRON INC	\$4,302.38
04/18/2024	V754864	THE PROPHET CORPORATION	\$502.75
04/18/2024	V754865	HEALTHCARE BILLING SERVICES	\$1,274.54
04/18/2024	V754866	MARCIE R HENNING	\$68.14
04/18/2024	V754867	JAMES W. TIGHE	\$150.00
04/18/2024	V754868	JOHNSON CONTROLS INC.	\$4,437.26
04/18/2024	V754869	LAKESHORE LEARNING MATERIALS LLC	\$44.99
04/18/2024	V754870	LORI S KELLY	\$1,488.00
04/18/2024	V754871	LUKE BRILL	\$910.00
04/18/2024	V754872	MCMASTER-CARR SUPPLY COMPANY	\$1,344.97
04/18/2024	V754873	MICHAEL L WESNER	\$3,020.77
04/18/2024	V754874	MINUTEMAN PRESS	\$29.05
04/18/2024	V754875	NASCO EDUCATION, LLC.	\$1,180.28
04/18/2024	V754876	NASSP	\$95.00
04/18/2024	V754877	NICHOLAS BRANDON MACLARREN	\$1,212.50
04/18/2024	V754878	OTC BRANDS INC	\$183.38
04/18/2024	V754879	P & A ADMINISTRATIVE SERVICES	\$288.00
04/18/2024	V754880	PETERS KALAIL & MARKAKIS CO	\$2,558.00
04/18/2024	V754881	KATIE MARIE PORTER	\$37.25
04/18/2024	V754882	PSI AFFILIATES INC.	\$11,287.91
04/18/2024	V754883	REDTREE INVESTMENT GROUP	\$1,363.29
04/18/2024	V754884	SCHOOL SPECIALTY, LLC.	\$1,543.99
04/18/2024	V754885	SHELLEY A. MACK	\$862.50
04/18/2024	V754886	STANTON'S SHEET MUSIC INC	\$816.55
04/18/2024	V754887	NICHOLE JANINE SZYDLO	\$440.00

Medina City Schools

Check Register For

April 2024

5/8/24

2:09 PM

Check Date	Check Number	Vendor Name	Transaction Amount
04/18/2024	V754888	TARA LOCHER	\$180.00
04/18/2024	V754889	TRANSPORTATION ACCESSORIES CO, INC.	\$167.07
04/18/2024	V754890	XEROX FINANCIAL SERVICES LLC	\$11,517.00
04/18/2024 - Total			\$207,918.40
04/22/2024	V754950	MEMO - MEDICAL MUTUAL	\$212,362.09
04/22/2024 - Total			\$212,362.09
04/23/2024	V754951	MEMO MET LIFE INSURANCE	\$3,504.55
04/23/2024 - Total			\$3,504.55
04/25/2024	755024	ADLER TEAM SPORTS	\$1,401.00
04/25/2024	755025	ADVANCE AUTO PARTS	\$363.80
04/25/2024	755026	AMHERST STEELE HIGH SCHOOL	\$350.00
04/25/2024	755027	ANDERSON'S	\$1,624.65
04/25/2024	755028	APOLLO PEST CONTROL INC.	\$628.00
04/25/2024	755029	APPLE INC.	\$1,138.00
04/25/2024	755030	APPLIED INDUSTRIAL TECHNOLOGIES	\$26.33
04/25/2024	755031	AQUACLEAR	\$67.85
04/25/2024	755032	ARMSTRONG UTILITIES INC.	\$323.83
04/25/2024	755033	BASA	\$295.00
04/25/2024	755034	BEREA-MIDPARK HIGH SCHOOL	\$350.00
04/25/2024	755035	BUZZARD TOOLS LLC	\$58.99
04/25/2024	755036	PEPSI CO BEVERAGE SALES LLC	\$1,132.00
04/25/2024	755037	CHRISTINA AUST	\$150.00
04/25/2024	755038	CHRISTOPHER ILG	\$3,000.00
04/25/2024	755039	CHROMEBOOKPARTS.COM	\$2,808.70
04/25/2024	755040	CLEVELAND CLINIC ATWORK	\$75.00
04/25/2024	755041	CLEVELAND COMMUNICATIONS INC	\$61,972.56
04/25/2024	755042	COCA COLA BOTTLING CO CSLDT	\$912.78
04/25/2024	755043	COLUMBIA GAS OF OHIO INC	\$7,175.45
04/25/2024	755044	CRANDALL COMPANY INC	\$419.85
04/25/2024	755045	DOUGH GO'S	\$115.40
04/25/2024	755046	EDUCATIONAL SERVICE CENTER OF NE OH	\$59,266.00
04/25/2024	755047	EMPACO EQUIPMENT CORPORATION	\$500.90
04/25/2024	755048	FAMOUS DISTRIBUTION INC.	\$361.15

Medina City Schools

Check Register For

April 2024

5/8/24

2:09 PM

Check Date	Check Number	Vendor Name	Transaction Amount
04/25/2024	755049	FLINN SCIENTIFIC INC.	\$16.00
04/25/2024	755050	FRONTIER NORTH INC	\$2,944.33
04/25/2024	755051	GOODTIME III	\$20.00
04/25/2024	755052	GORDON FOOD SERVICE	\$255.35
04/25/2024	755053	HAYLEY SLEGGS	\$500.00
04/25/2024	755054	HOME DEPOT CREDIT SERVICES	\$111.50
04/25/2024	755055	HSH CONSTRUCTION & EXCAVATING, INC.	\$1,800.00
04/25/2024	755056	IMPERIAL DADE	\$189.01
04/25/2024	755057	JEREMY ALFERA	\$500.00
04/25/2024	755058	JOHN BURKE	\$250.00
04/25/2024	755059	JW PEPPER & SON, INC.	\$48.75
04/25/2024	755060	LEPPO INC.	\$85.00
04/25/2024	755061	MARS ELECTRIC CO.	\$27.61
04/25/2024	755062	MATEO MORENO	\$100.00
04/25/2024	755063	MCS FOOD SERVICE DEPT.	\$126.48
04/25/2024	755064	MEDINA CITY SCHOOLS	\$60,070.00
04/25/2024	755065	MEDINA COUNTY SANITARY	\$1,886.44
04/25/2024	755066	MEDINA SENIOR HIGH SCHOOL	\$15.00
04/25/2024	755067	MIDLAND HARDWARE COMPANY	\$126.25
04/25/2024	755068	ALFRED NICKLES BAKERY INC	\$2,758.70
04/25/2024	755069	NUHOP CNTR FOR EXPERIENTIAL LEARN.	\$4,030.00
04/25/2024	755070	NYDIA MENDEZ	\$840.00
04/25/2024	755071	OASSA	\$250.00
04/25/2024	755072	OSU EXTENSION, MEDINA COUNTY	\$250.00
04/25/2024	755073	PATRICIA ELAINE STONE	\$150.00
04/25/2024	755074	QUINN HAYDEN	\$830.00
04/25/2024	755075	ROWLEYS WHOLESALE	\$4,158.08
04/25/2024	755076	SCIENCE OLYMPIAD	\$297.50
04/25/2024	755077	DF SUPPLY, INC.	\$295.00
04/25/2024	755078	SMITH BROTHERS INC.	\$81.00
04/25/2024	755079	SUBURBAN SCHOOL TRANSPORTATION	\$90,497.63
04/25/2024	755080	SUEVER ELECTRIC, LLC.	\$30,000.00
04/25/2024	755081	THOMAS G MCKENNA	\$300.00

Medina City Schools

Check Register For

April 2024

5/8/24

2:09 PM

Check Date	Check Number	Vendor Name	Transaction Amount
04/25/2024	755082	UCP OF GREATER CLEVELAND	\$9,450.00
04/25/2024	755083	VALERIE PURTILO	\$1,006.25
04/25/2024	755084	W W WILLIAMS COMPANY LLC	\$840.63
04/25/2024	755085	WOLFF BROS. SUPPLY INC.	\$156.69
04/25/2024	755086	WOODRIDGE LOCAL SCHOOLS	\$220.00
04/25/2024	755087	WORLD RISK MANAGEMENT	\$1,894.00
04/25/2024	V754952	AUTO-JET MUFFLER CORP. (V-CARD)	\$772.10
04/25/2024	V754955	CINTAS CORPORATION NO 2 (V-CARD)	\$2,039.10
04/25/2024	V754956	POINT SPRING & DRIVESHAFT (V-CARD)	\$3,124.38
04/25/2024	V754957	ROBERT J. VERNAK (V-CARD)	\$1,264.00
04/25/2024	V754958	ABC THERAPY, LTD	\$20,218.25
04/25/2024	V754959	ACHIEVEMENT ADVANTAGE	\$2,400.00
04/25/2024	V754960	AIRGAS USA LLC	\$40.67
04/25/2024	V754961	AKRON CHILDRENS HOSPITAL	\$38,065.93
04/25/2024	V754967	AMAZON.COM	\$13,102.66
04/25/2024	V754968	ANTHONY BELSITO	\$480.00
04/25/2024	V754969	AVALON FOODSERVICE INC	\$5,867.89
04/25/2024	V754970	BLICK ART MATERIALS LLC	\$2,014.56
04/25/2024	V754971	NEW DAIRY HOLDCO LLC.	\$5,112.98
04/25/2024	V754972	CARDINAL BUS SALES & SERV INC	\$4,920.08
04/25/2024	V754973	CCT FINANCIAL	\$1,637.31
04/25/2024	V754974	CENTERRA CO-OP	\$18,699.37
04/25/2024	V754975	COUNS. CNTR OF WAYNE & HOLMES CTY.	\$36,159.70
04/25/2024	V754976	CUMMINS SALES AND SERVICE	\$784.03
04/25/2024	V754977	DATA RECOGNITION CORP.	\$2,096.16
04/25/2024	V754978	BARBARA IMBURGIA DIMARINO	\$35.00
04/25/2024	V754979	DISCOUNT SCHOOL SUPPLY	\$598.09
04/25/2024	V754980	RONALD A DOUGLAS	\$43.44
04/25/2024	V754981	TIFFANY IRENE EMERSON-KOSMAN	\$93.00
04/25/2024	V754982	ESC OF MEDINA COUNTY	\$76,933.08
04/25/2024	V754983	GARDINER SERVICE COMPANY	\$101.37
04/25/2024	V754984	THE PROPHET CORPORATION	\$790.51
04/25/2024	V754985	BRITTANY D HARTORY	\$466.32

Medina City Schools

Check Register For

April 2024

5/8/24

2:09 PM

Check Date	Check Number	Vendor Name	Transaction Amount
04/25/2024	V754986	CHRISTOPHER N HASSINGER	\$393.74
04/25/2024	V754987	HEALTHCARE BILLING SERVICES	\$1,810.50
04/25/2024	V754988	HERSHEY CREAMERY CO	\$2,866.66
04/25/2024	V754989	INNOVATIVE SOLUTIONS DISTRIBUTION	\$2,185.00
04/25/2024	V754990	LLA THERAPY LLC.	\$44,878.03
04/25/2024	V754991	LORI S KELLY	\$2,511.00
04/25/2024	V754992	MCMASTER-CARR SUPPLY COMPANY	\$45.52
04/25/2024	V754993	MUSIC AND ARTS	\$75.00
04/25/2024	V754994	NAPA AUTO PARTS	\$533.53
04/25/2024	V754995	NASCO EDUCATION, LLC.	\$1,040.17
04/25/2024	V754996	NICHOLAS BRANDON MACLARREN	\$550.00
04/25/2024	V754997	RYAN KARL O'CULL	\$36.85
04/25/2024	V754998	OHIO SCHOOLS COUNCIL (GAS, ETC)	\$19,384.00
04/25/2024	V754999	OTC BRANDS INC	\$217.31
04/25/2024	V755000	QUADIENT FINANCE USA, INC	\$4,000.00
04/25/2024	V755001	QUENCH USA, INC.	\$59.95
04/25/2024	V755002	QUILL CORPORATION	\$791.51
04/25/2024	V755003	REINHARDT SUPPLY COMPANY	\$2,010.60
04/25/2024	V755004	ROJEN COMPANY	\$546.88
04/25/2024	V755005	SHAYNA MICHELLE SAMOSKY	\$44.09
04/25/2024	V755006	SCHOOL SPECIALTY, LLC.	\$405.89
04/25/2024	V755007	SCOTT SCRIVEN LLP	\$7,686.00
04/25/2024	V755008	SENDERO THERAPIES INC.	\$60,333.32
04/25/2024	V755009	KATIE E SHAFFER	\$1,495.00
04/25/2024	V755010	DANIEL JOSEPH SMITH	\$185.91
04/25/2024	V755011	SPORTSWORLD CUSTOM IMPRINTED APP	\$442.50
04/25/2024	V755012	STANTON'S SHEET MUSIC INC	\$415.87
04/25/2024	V755013	SUPERIOR PETROLEUM EQUIPMENT	\$2,483.78
04/25/2024	V755014	TARA LOCHER	\$300.00
04/25/2024	V755015	TECHNOLOGY ENGINEERING GROUP, LLC	\$186,535.04
04/25/2024	V755016	TOTAL EDUCATION SOLUTIONS, INC.	\$16,971.24
04/25/2024	V755017	TRANSPORTATION ACCESSORIES CO, INC.	\$876.32
04/25/2024	V755018	ULINE, INC	\$674.51

Medina City Schools Check Register For April 2024

5/8/24

2:09 PM

Check Date	Check Number	Vendor Name	Transaction Amount
04/25/2024	V755019	VINSON GROUP LLC	\$3,864.36
04/25/2024	V755020	WARD'S SCIENCE	\$720.82
04/25/2024	V755021	WEST MUSIC COMPANY INC	\$71.60
04/25/2024	V755022	WRAPAROUND EXPERTS, LLC	\$7,398.75
04/25/2024	V755023	ZINKAN ENTERPRISES INC.	\$2,937.00
04/25/2024 - Total			\$977,532.67
04/26/2024	1021160	CENTRAL COLLECTION AGENCY	\$110.52
04/26/2024	1021161	CITY OF AKRON	\$194.40
04/26/2024	1021162	CITY OF BRUNSWICK	\$265.15
04/26/2024	1021163	F.C.P.E	\$130.00
04/26/2024	1021164	KIDS FIRST	\$12.00
04/26/2024	1021165	OAPSE	\$4,307.96
04/26/2024	1021166	KEITH L RUCINSKI, CHAPTER 13 TRSTEE	\$899.54
04/26/2024	1021167	OHIO EDUCATION ASSOCIATION	\$369.54
04/26/2024	1021168	PEOPLE QUALIFIED COMMITTEE	\$15.41
04/26/2024	1021169	R.I.T.A.	\$52,723.23
04/26/2024	755099	ARMSTRONG UTILITIES INC.	\$129.99
04/26/2024	755100	BUEHLER'S FRESH FOODS	\$69.64
04/26/2024	755101	CATHARINE M FAFRAK	\$300.00
04/26/2024	755102	GREAT LAKES AUDIO VISUAL	\$3,525.00
04/26/2024	755103	HOME DEPOT CREDIT SERVICES	\$20.94
04/26/2024	755104	JW PEPPER & SON, INC.	\$70.42
04/26/2024	755105	LEPPO INC.	\$210.00
04/26/2024	755106	MACKIN BOOK COMPANY	\$1,245.52
04/26/2024	755107	MARS ELECTRIC CO.	\$26.13
04/26/2024	755108	SCHOLASTIC INC	\$66.64
04/26/2024	755109	SCRUBBER CITY INC	\$447.56
04/26/2024	755110	STEINWAY PIANO GALLERY CLEVELAND	\$618.75
04/26/2024	755111	TARA TOBER LLC	\$2,600.00
04/26/2024	755112	WOLFF BROS. SUPPLY INC.	\$65.59
04/26/2024	755113	MELISSA HANKINS	\$30.00
04/26/2024	V1021143	MEMO-FLEXSAVE	\$12,375.99
04/26/2024	V1021144	MEDINA CITY SCHOOLS FOUNDATION	\$64.00

Medina City Schools

Check Register For

April 2024

5/8/24

2:09 PM

Check Date	Check Number	Vendor Name	Transaction Amount
04/26/2024	V1021145	MEDINA CITY TEACHERS ASSOC	\$39,963.23
04/26/2024	V1021146	MEMO - SERS - BOARD	\$61,170.13
04/26/2024	V1021147	MEMO - STRS - BOARD	\$244,699.82
04/26/2024	V1021148	MEMO -EFTPS - TAXES	\$242,485.85
04/26/2024	V1021149	MEMO -MEDINA CITY SCHOOLS	\$487,122.18
04/26/2024	V1021150	MEMO --S E R S - EMPLOYEE	\$44,203.57
04/26/2024	V1021151	MEMO --S T R S - EMPLOYEE	\$255,712.96
04/26/2024	V1021152	OHIO BUSINESS GATEWAY	\$45,074.27
04/26/2024	V1021153	OHIO CHILD SUPPORT PAYMENT CENTRAL	\$1,239.11
04/26/2024	V1021154	OHIO DEFERRED COMPENSATION -MEMO	\$11,270.37
04/26/2024	V1021155	MEMO - OMNI	\$35,646.69
04/26/2024	V1021156	SCHOOL DISTRICT INCOME TAX	\$2,886.97
04/26/2024	V1021157	TRUSTMARK VOLUNTARY BENEFITS	\$1,592.67
04/26/2024	V1021158	UNITED WAY MEDINA & SUMMIT CO	\$135.24
04/26/2024	V1021159	WORKERS COMP MEMO	\$12,886.40
04/26/2024	V755088	AMAZON.COM	\$1,742.74
04/26/2024	V755089	DAWN PROKOP	\$1,638.00
04/26/2024	V755090	DONALD LAUB	\$19.00
04/26/2024	V755091	RONALD A DOUGLAS	\$102.35
04/26/2024	V755092	HALEIGH ANN KIRKPATRICK	\$64.12
04/26/2024	V755093	MICHAEL L WESNER	\$2,014.20
04/26/2024	V755094	NAPA AUTO PARTS	\$57.01
04/26/2024	V755095	NICHOLAS BRANDON MACLARREN	\$375.00
04/26/2024	V755096	SPORTSWORLD CUSTOM IMPRINTED APP	\$16,215.00
04/26/2024	V755097	TALBERT'S COMMERCIAL PRODUCTS	\$216.06
04/26/2024	V755098	VERNIER SOFTWARE & TECHNOLOGY LLC	\$52.00
04/26/2024	V755116	SYSCO CLEVELAND INC	\$41,264.05
04/26/2024 - Total			\$1,630,742.91
04/29/2024	V755120	MEMO - MEDICAL MUTUAL	\$265,680.98
04/29/2024	V755123	OHIO BUSINESS GATEWAY	\$0.59
04/29/2024 - Total			\$265,681.57
04/30/2024	755121	QUINN HAYDEN	\$830.00
04/30/2024	V755117	MEMO MET LIFE INSURANCE	\$43,762.39

Medina City Schools
Check Register For
April 2024

5/8/24

2:09 PM

Check Date	Check Number	Vendor Name	Transaction Amount
04/30/2024	V755118	MEMO - P & A ADMINISTRATIVE	\$14,054.45
04/30/2024	V755119	MEMO - BUREAU WORK COMP	\$10,876.21
04/30/2024	V755151	MEMO - DRAGONFLY ATHLETICS LLC	\$7,000.00
04/30/2024 - Total			\$76,523.05
Overall - Total			\$6,385,519.03

Fiscal Year	Fund - Expdledger	Function First Two Digits	Fiscal Year Budgeted Amount	% Expensed	Fiscal Year Expense Amount	Fiscal Year Encumbrance Amount	Balance
24	0010000	1100	\$425,085.85	0.04020527	\$17,090.69	\$0.00	\$407,995.16
24	0010000	1100	\$16,642,567.26	0.78974408	\$13,143,368.99	\$618,943.37	\$2,880,254.90
24	0010000	1100	\$10,982,582.68	0.8397865	\$9,223,024.65	\$21,528.32	\$1,738,029.71
24	0010000	1100	\$11,756,085.39	0.85045555	\$9,998,028.06	\$222,235.77	\$1,535,821.56
24	0010000	1100	\$50,358.76	0.48204404	\$24,275.14	\$20,000.00	\$6,083.62
24	0010000	1100	\$163,443.13	1.07927657	\$176,400.34	\$55,897.78	(\$68,854.99)
24	0010000	1100	\$50,421.24	0.43737778	\$22,053.13	\$14,844.57	\$13,523.54
24	0010000	1200	\$591,399.59	0.87783399	\$519,150.66	\$3,671.40	\$68,577.53
24	0010000	1200	\$60,000.00	0.40861867	\$24,517.12	\$19,138.09	\$16,344.79
24	0010000	1200	\$905,715.10	0.63638042	\$576,379.36	\$0.00	\$329,335.74
24	0010000	1200	\$496,861.63	0.91483391	\$454,545.87	\$0.00	\$42,315.76
24	0010000	1200	\$2,535,842.06	0.8675856	\$2,200,060.06	\$0.00	\$335,782.00
24	0010000	1200	\$153,874.00	0	\$0.00	\$0.00	\$153,874.00
24	0010000	1200	\$814,419.47	0.46067042	\$375,178.96	\$0.00	\$439,240.51
24	0010000	1200	\$660,590.63	0.79196119	\$523,162.14	\$0.00	\$137,428.49
24	0010000	1200	\$1,000.00	0	\$0.00	\$0.00	\$1,000.00
24	0010000	1200	\$582,361.83	0.85509078	\$497,972.23	\$0.00	\$84,389.60
24	0010000	1200	\$82,496.91	0	\$0.00	\$0.00	\$82,496.91
24	0010000	1200	\$1,944,251.09	0.84538965	\$1,643,649.74	\$0.00	\$300,601.35
24	0010000	1200	\$18,750.00	0	\$0.00	\$0.00	\$18,750.00
24	0010000	1200	\$233,525.19	1.12396646	\$262,474.48	\$354.22	(\$29,303.51)
24	0010000	1200	\$464,255.30	0.66925605	\$310,705.67	\$0.00	\$153,549.63
24	0010000	1200	\$542,339.02	0.81722145	\$443,211.08	\$0.00	\$99,127.94
24	0010000	1200	\$4,237,235.20	0.76103661	\$3,224,691.13	\$406,117.46	\$606,426.61
24	0010000	1300	\$292,395.23	0.97478355	\$285,022.06	\$0.00	\$7,373.17
24	0010000	1300	\$16,918.00	0	\$0.00	\$0.00	\$16,918.00
24	0010000	1900	\$46,602.05	0	\$0.00	\$0.00	\$46,602.05
24	0010000	1900	\$94,658.95	0	\$0.00	\$35,700.27	\$58,958.68
24	0010000	1900	\$2,978,074.14	0.21600298	\$643,272.88	\$206,290.10	\$2,128,511.16
24	0010000	2100	\$568,429.11	0.91278015	\$518,850.81	\$5,980.00	\$43,598.30
24	0010000	2100	\$1,655,419.07	0.76347012	\$1,263,862.99	\$0.00	\$391,556.08
24	0010000	2100	\$548,187.88	0.99270544	\$544,189.09	\$6,211.89	(\$2,213.10)
24	0010000	2100	\$434,273.31	0.87833427	\$381,437.13	\$13,472.87	\$39,363.31
24	0010000	2100	\$662,983.13	1.26680008	\$839,867.08	\$0.00	(\$176,883.95)
24	0010000	2100	\$7,500.00	0.3432	\$2,574.00	\$3,600.00	\$1,326.00
24	0010000	2100	\$1,111,735.36	0.93880084	\$1,043,698.09	\$37,154.00	\$30,883.27
24	0010000	2100	\$782,928.77	0.77293606	\$605,153.88	\$113,911.20	\$63,863.69
24	0010000	2100	\$461,132.00	0.68861424	\$317,542.06	\$96,394.45	\$47,195.49
24	0010000	2100	\$66,635.58	0.22364929	\$14,903.00	\$0.00	\$51,732.58
24	0010000	2100	\$27,609.51	0	\$0.00	\$0.00	\$27,609.51
24	0010000	2200	\$4,602.33	0	\$0.00	\$0.00	\$4,602.33
24	0010000	2200	\$624,797.52	0.77725744	\$485,628.52	\$9,017.28	\$130,151.72
24	0010000	2200	\$45,508.55	0.45656454	\$20,777.59	\$5,504.46	\$19,226.50
24	0010000	2200	\$5,573.81	-0.05263007	(\$293.35)	\$0.00	\$5,867.16
24	0010000	2200	\$691,542.27	0.8337416	\$576,567.56	\$14,563.88	\$100,410.83
24	0010000	2300	\$225,940.82	0.85284828	\$192,693.24	\$20,700.00	\$12,547.58
24	0010000	2400	\$455,826.36	0.69410119	\$316,389.62	\$4,304.03	\$135,132.71
24	0010000	2400	\$623,330.54	0.65136786	\$406,017.48	\$0.00	\$217,313.06
24	0010000	2400	\$39,921.16	2.08445897	\$83,214.02	\$0.00	(\$43,292.86)
24	0010000	2400	\$2,305.31	0	\$0.00	\$0.00	\$2,305.31
24	0010000	2400	\$735,885.67	0.84850576	\$624,403.23	\$94,031.53	\$17,450.91
24	0010000	2400	\$4,562,848.15	0.87734157	\$4,003,176.36	\$28,811.22	\$530,860.57
24	0010000	2400	\$500.00	0	\$0.00	\$500.00	\$0.00
24	0010000	2400	\$3,000.00	0.29066667	\$872.00	\$806.00	\$1,322.00
24	0010000	2400	\$41,250.00	0.29418182	\$12,135.00	\$11,731.00	\$17,384.00
24	0010000	2500	\$1,454,866.73	0.93871573	\$1,365,706.28	\$38,859.13	\$50,301.32
24	0010000	2500	\$56,671.50	0.67687991	\$38,359.80	\$23,640.20	(\$5,328.50)
24	0010000	2600	\$558,011.74	0.66197312	\$369,388.77	\$96,867.28	\$91,755.69
24	0010000	2600	\$224,169.28	0	\$0.00	\$0.00	\$224,169.28
24	0010000	2600	\$19,817.70	0.30876489	\$6,119.01	\$15,067.54	(\$1,368.85)
24	0010000	2700	\$4,238,329.13	0.88647972	\$3,757,192.82	\$809,517.34	(\$328,381.03)
24	0010000	2700	\$3,008,160.56	0.81427866	\$2,449,480.95	\$0.00	\$558,679.61
24	0010000	2700	\$3,477.35	0.62964614	\$2,189.50	\$953.90	\$333.95
24	0010000	2800	\$14.33	0	\$0.00	\$0.00	\$14.33
24	0010000	2800	\$23,423.52	0	\$0.00	\$0.00	\$23,423.52
24	0010000	2800	\$20,196.80	0	\$0.00	\$0.00	\$20,196.80
24	0010000	2800	\$6,148.79	0	\$0.00	\$0.00	\$6,148.79
24	0010000	2900	\$265,707.77	0.69533635	\$184,756.27	\$7,418.09	\$73,533.41
24	0010000	2900	\$400.00	0.125	\$50.00	\$150.00	\$200.00
24	0010000	2900	\$341,745.84	0.60505521	\$206,775.10	\$2,711.20	\$132,259.54
24	0010000	2900	\$12,768.04	0.60873008	\$7,772.29	\$1,732.53	\$3,263.22
24	0010000	3200	\$40,857.24	0.1043137	\$4,261.97	\$0.00	\$36,595.27
24	0010000	3200	\$10,000.00	1.732	\$17,320.00	\$16,560.00	(\$23,880.00)
24	0010000	3200	\$154.02	0	\$0.00	\$0.00	\$154.02
24	0010000	3200	\$10,000.00	0.4925	\$4,925.00	\$2,500.00	\$2,575.00
24	0010000	4100	\$3,737.29	0	\$0.00	\$0.00	\$3,737.29
24	0010000	4100	\$4,667.00	0.6214249	\$2,900.19	\$0.00	\$1,766.81
24	0010000	4100	\$5,741.48	0.64941966	\$3,728.63	\$0.00	\$2,012.85
24	0010000	4100	\$23,594.44	0.72264949	\$17,050.51	\$0.00	\$6,543.93
24	0010000	4100	\$87,032.27	0.82176668	\$71,520.22	\$4,650.00	\$10,862.05
24	0010000	4100	\$14,621.02	0.77575573	\$11,342.34	\$0.00	\$3,278.68
24	0010000	4100	\$4,968.96	0.86281033	\$4,287.27	\$0.00	\$681.69
24	0010000	4100	\$18,816.06	0.70174468	\$13,204.07	\$0.00	\$5,611.99
24	0010000	4100	\$33,572.25	0.34558005	\$11,601.90	\$0.00	\$21,970.35
24	0010000	4500	\$61,493.50	0.49089839	\$30,187.06	\$0.00	\$31,306.44
24	0010000	4500	\$15,955.77	0	\$0.00	\$0.00	\$15,955.77
24	0010000	4500	\$26,748.56	0.59023925	\$15,788.05	\$0.00	\$10,960.51
24	0010000	4500	\$21,919.52	0.87395253	\$19,156.62	\$0.00	\$2,762.90
24	0010000	4500	\$113,908.11	1.04400222	\$118,920.32	\$0.00	(\$5,012.21)
24	0010000	4500	\$40,040.18	0.73441653	\$29,406.17	\$0.00	\$10,634.01
24	0010000	4500	\$45,281.97	0	\$0.00	\$0.00	\$45,281.97
24	0010000	4500	\$33,279.40	0.93684381	\$31,177.60	\$0.00	\$2,101.80
24	0010000	4500	\$17,383.13	0.53156768	\$9,240.31	\$0.00	\$8,142.82
24	0010000	4500	\$9,900.79	0	\$0.00	\$0.00	\$9,900.79
24	0010000	4500	\$101,920.52	0	\$0.00	\$0.00	\$101,920.52
24	0010000	4500	\$51,606.99	0.90691203	\$46,803.00	\$0.00	\$4,803.99
24	0010000	4500	\$4,006.57	0	\$0.00	\$0.00	\$4,006.57
24	0010000	4500	\$56,206.55	0.97768587	\$54,952.35	\$0.00	\$1,254.20

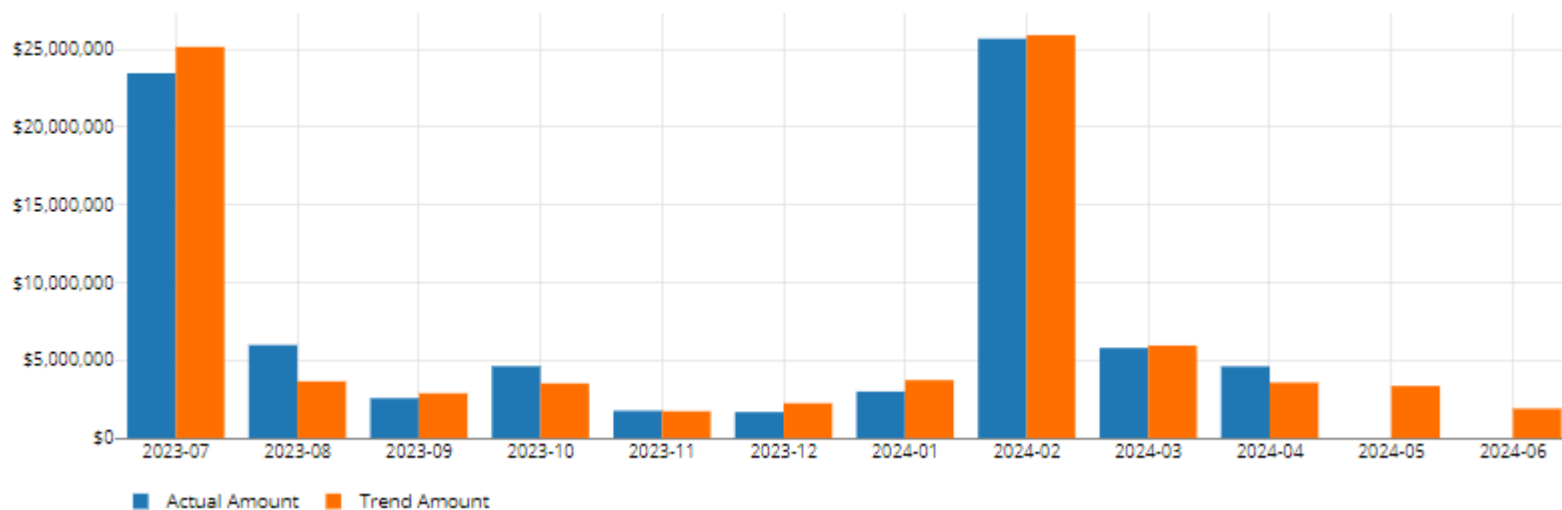
Fiscal Year	Fund - Expledger	Function First Two Digits	Fiscal Year Budgeted Amount	% Expensed	Fiscal Year Expense Amount	Fiscal Year Encumbrance Amount	Balance
24	0010000	4500	\$45,250.27	0.90436212	\$40,922.63	\$0.00	\$4,327.64
24	0010000	4500	\$31,650.75	0	\$0.00	\$0.00	\$31,650.75
24	0010000	4500	\$42,217.62	0.88803727	\$37,490.82	\$0.00	\$4,726.80
24	0010000	4500	\$22,607.69	0	\$0.00	\$0.00	\$22,607.69
24	0010000	4500	\$10,794.83	1.11251034	\$12,009.36	\$0.00	(\$1,214.53)
24	0010000	4500	\$29,014.44	0.93178086	\$27,035.10	\$0.00	\$1,979.34
24	0010000	4500	\$19,259.35	1.08731811	\$20,941.04	\$0.00	(\$1,681.69)
24	0010000	4500	\$15,537.75	1.08333382	\$16,832.57	\$0.00	(\$1,294.82)
24	0010000	4500	\$26,478.82	0.71130322	\$18,834.47	\$0.00	\$7,644.35
24	0010000	4500	\$16,400.44	0	\$0.00	\$0.00	\$16,400.44
24	0010000	4500	\$401,592.00	0.8626706	\$346,441.61	\$19.49	\$55,130.90
24	0010000	4500	\$41,903.79	0.89404204	\$37,463.75	\$0.00	\$4,440.04
24	0010000	4500	\$21,184.63	0.78100302	\$16,545.26	\$0.00	\$4,639.37
24	0010000	4600	\$13,042.37	0.74450349	\$9,710.09	\$0.00	\$3,332.28
24	0010000	4600	\$5,189.94	0	\$0.00	\$0.00	\$5,189.94
24	0010000	4600	\$11,810.00	0	\$0.00	\$0.00	\$11,810.00
24	0010000	4600	\$33,436.92	0.05625787	\$1,881.09	\$0.00	\$31,555.83
24	0010000	4600	\$10,938.73	0.27790795	\$3,039.96	\$0.00	\$7,898.77
24	0010000	4600	\$3,394.07	0	\$0.00	\$0.00	\$3,394.07
24	0010000	4600	\$8,290.25	0.41326619	\$3,426.08	\$0.00	\$4,864.17
24	0010000	5600	\$258,804.00	0.9672648	\$250,332.00	\$0.00	\$8,472.00
24	0010000	7200	\$503,271.58	0.29874526	\$150,350.00	\$0.00	\$352,921.58
24	0010000	7400	\$300,000.00	0	\$0.00	\$0.00	\$300,000.00
24	0010000	7500	\$4,504.00	0	\$0.00	\$0.00	\$4,504.00
24	0029000	2500	\$70,000.00	0.76149557	\$53,304.69	\$0.00	\$16,695.31
24	0029000	6100	\$4,171,786.50	0.92137223	\$3,843,768.25	\$657,386.50	(\$329,368.25)
24	0029012	2500	\$1,500.00	0	\$0.00	\$1,250.00	\$250.00
24	0029012	6100	\$1,727,137.50	0.79360079	\$1,370,657.68	\$356,509.82	(\$30.00)
24	0039001	2700	\$946,758.45	0.45178704	\$427,733.20	\$38,747.50	\$480,277.75
24	0060000	3100	\$191,961.29	0.80347392	\$154,235.89	\$674.99	\$37,050.41
24	0060000	3100	\$1,406,100.92	0.81391568	\$1,144,447.59	\$11,619.88	\$250,033.45
24	0069006	3100	\$1,659,388.29	0.5600262	\$929,300.92	\$387,456.30	\$342,631.07
24	0069022	3100	\$3,063.00	0	\$0.00	\$0.00	\$3,063.00
24	0069023	3100	\$3,135.00	0	\$0.00	\$0.00	\$3,135.00
24	0079004	3200	\$50,000.00	0	\$0.00	\$17,000.00	\$33,000.00
24	0079111	3200	\$500.00	0	\$0.00	\$0.00	\$500.00
24	0079333	3200	\$5,000.00	0	\$0.00	\$5,000.00	\$0.00
24	0089002	3200	\$500.00	0	\$0.00	\$500.00	\$0.00
24	0089003	3200	\$50,000.00	0	\$0.00	\$50,000.00	\$0.00
24	0089112	3200	\$1,000.00	0	\$0.00	\$1,000.00	\$0.00
24	0099000	1100	\$0.00		\$0.00	\$32,423.95	(\$32,423.95)
24	0099110	1100	\$10,945.28	0.48405066	\$5,298.07	\$4,674.16	\$973.05
24	0099120	1100	\$14,625.84	0.55074375	\$8,055.09	\$4,187.30	\$2,383.45
24	0099130	1100	\$11,815.00	0.96853661	\$11,443.26	\$0.00	\$371.74
24	0099140	1100	\$14,764.92	0.41792505	\$6,170.63	\$5,133.12	\$3,461.17
24	0099160	1100	\$18,862.48	0.6192998	\$11,681.53	\$1,256.02	\$5,924.93
24	0099170	1100	\$20,638.00	0.46595746	\$9,616.43	\$1,711.06	\$9,310.51
24	0099180	1100	\$19,662.49	0.46677455	\$9,177.95	\$8,821.93	\$1,662.61
24	0099200	1100	\$30,683.63	0.63773582	\$19,568.05	\$7,189.22	\$3,926.36
24	0099210	1100	\$22,135.00	0.85265688	\$18,873.56	\$1,966.43	\$1,295.01
24	0099300	1100	\$98,245.05	0.73131735	\$71,848.31	\$23,197.82	\$3,198.92
24	0099300	2400	\$78,296.00	0	\$0.00	\$63,550.00	\$14,746.00
24	0099301	2400	\$10,500.00	0.0129	\$135.45	\$10,364.55	\$0.00
24	0149016	1100	\$276,472.95	0.89588916	\$247,689.12	\$0.00	\$28,783.83
24	0149016	2400	\$91,897.99	0.39965118	\$36,727.14	\$0.00	\$55,170.85
24	0149016	2400	\$0.00		\$0.00	\$0.00	\$0.00
24	0149116	1200	\$261,422.24	0.89150261	\$233,058.61	\$0.00	\$28,363.63
24	0149116	1200	\$223,837.30	0.89242052	\$199,757.00	\$0.00	\$24,080.30
24	0149116	1200	\$54,766.01	0.12890422	\$7,059.57	\$8,114.12	\$39,592.32
24	0149116	2100	\$17,526.10	1.22370864	\$21,446.84	\$0.00	(\$3,920.74)
24	0149116	2100	\$55,000.00	0.12957273	\$7,126.50	\$0.00	\$47,873.50
24	0149116	2100	\$395,000.00	0.70176187	\$277,195.94	\$125,000.00	(\$7,195.94)
24	0149116	2200	\$4,000.00	0.24875	\$995.00	\$1,000.00	\$2,005.00
24	0149116	2400	\$81,113.22	0.86385894	\$70,070.38	\$0.00	\$11,042.84
24	0149116	2400	\$163,958.13	0.86290768	\$141,480.73	\$1,344.97	\$21,132.43
24	0149116	2700	\$162.52	0.53845681	\$87.51	\$67.32	\$7.69
24	0149116	4100	\$6,000.00	0.07747333	\$464.84	\$1,500.00	\$4,035.16
24	0160000	1100	\$3,877,703.31	0.75136387	\$2,913,566.17	\$0.00	\$964,137.14
24	0160000	1100	\$173,790.89	0.94079655	\$163,501.87	\$0.00	\$10,289.02
24	0160000	1100	\$494,479.18	1.00820372	\$498,535.75	\$0.00	(\$4,056.57)
24	0160000	1200	\$282,763.00	0	\$0.00	\$0.00	\$282,763.00
24	0160000	1200	\$299,212.57	1.2529866	\$374,909.34	\$0.00	(\$75,696.77)
24	0160000	1200	\$16,702.98	6.50018799	\$108,572.51	\$0.00	(\$91,869.53)
24	0160000	1200	\$187,627.91	0.68483138	\$128,493.48	\$0.00	\$59,134.43
24	0160000	1200	\$3,544.05	5.6703235	\$20,095.91	\$0.00	(\$16,551.86)
24	0160000	1200	\$6.00	0	\$0.00	\$0.00	\$6.00
24	0160000	1900	\$0.00		\$237.67	\$0.00	(\$237.67)
24	0160000	2100	\$9,888.15	3.93688101	\$38,928.47	\$0.00	(\$29,040.32)
24	0160000	2100	\$0.00		\$30,766.16	\$0.00	(\$30,766.16)
24	0160000	2400	\$0.00		\$3,222.88	\$0.00	(\$3,222.88)
24	0160000	2400	\$13,461.05	0.40732335	\$5,483.00	\$0.00	\$7,978.05
24	0160000	2400	\$60,500.00	0.82593802	\$49,969.25	\$10,135.80	\$394.95
24	0160000	2400	\$20,127.49	0	\$0.00	\$0.00	\$20,127.49
24	0160000	2400	\$923.44	0	\$0.00	\$0.00	\$923.44
24	0160000	2500	\$99,100.00	0.92645621	\$91,811.81	\$0.00	\$7,288.19
24	0160000	2700	\$6,500.00	0.70762308	\$4,599.55	\$2,896.63	(\$996.18)
24	0160000	2800	\$486,578.11	0.64222014	\$312,490.26	\$0.00	\$174,087.85
24	0160000	2800	\$1,295,331.65	0.65122707	\$843,555.04	\$65,363.13	\$386,413.48
24	0160000	2800	\$1,427,901.81	1.09654999	\$1,565,765.71	\$0.00	(\$137,863.90)
24	0160000	2800	\$1,241,607.89	0.76486317	\$949,660.15	\$124,422.16	\$167,525.58
24	0160000	2800	\$223,633.85	1.00416847	\$224,566.06	\$0.00	(\$932.21)
24	0160000	4100	\$7,781.74	0	\$0.00	\$0.00	\$7,781.74
24	0160410	2100	\$128,940.63	0.9016946	\$116,265.07	\$0.00	\$12,675.56
24	0161000	1100	\$335,119.53	0.71727536	\$240,372.98	\$0.00	\$94,746.55
24	0161000	1100	\$3,935.00	0	\$0.00	\$0.00	\$3,935.00
24	0161000	1200	\$305,330.90	0.90453387	\$276,182.14	\$0.00	\$29,148.76
24	0161000	2100	\$16.00	0	\$0.00	\$0.00	\$16.00
24	0189110	1100	\$1,242.15	0.98099263	\$1,218.54	\$0.00	\$23.61

Fiscal Year	Fund - Expledger	Function First Two Digits	Fiscal Year Budgeted Amount	% Expensed	Fiscal Year Expense Amount	Fiscal Year Encumbrance Amount	Balance
24	0189110	2400	\$14,784.55	0.45359108	\$6,706.14	\$8,900.00	(\$821.59)
24	0189113	2200	\$3,500.00	0.13598286	\$475.94	\$20.00	\$3,004.06
24	0189120	2400	\$98,969.00	0.472347	\$46,747.71	\$6,117.96	\$46,103.33
24	0189123	2200	\$5,000.00	0.783454	\$3,917.27	\$0.00	\$1,082.73
24	0189130	1100	\$6,300.00	0.64371111	\$4,055.38	\$1,773.24	\$471.38
24	0189130	2400	\$23,500.00	0.4209366	\$9,892.01	\$3,954.39	\$9,653.60
24	0189133	2200	\$150.00	0	\$0.00	\$0.00	\$150.00
24	0189140	1100	\$9,333.40	0.39056614	\$3,645.31	\$165.00	\$5,523.09
24	0189140	2400	\$13,727.20	0.33285448	\$4,569.16	\$898.32	\$8,259.72
24	0189143	2200	\$6,000.00	0	\$0.00	\$0.00	\$6,000.00
24	0189160	1100	\$1,050.00	0.38	\$399.00	\$501.00	\$150.00
24	0189160	2400	\$24,850.00	0.51066117	\$12,689.93	\$7,492.72	\$4,667.35
24	0189161	2200	\$2,500.00	0.66	\$1,650.00	\$0.00	\$850.00
24	0189163	2200	\$8,000.00	0.00625	\$50.00	\$0.00	\$7,950.00
24	0189170	1100	\$22,923.23	0.01429292	\$327.64	\$5,000.00	\$17,595.59
24	0189170	2400	\$28,170.27	0.60138508	\$16,941.18	\$2,898.14	\$8,330.95
24	0189171	2400	\$500.00	0.45654	\$228.27	\$200.00	\$71.73
24	0189180	1100	\$5,000.00	0	\$0.00	\$0.00	\$5,000.00
24	0189180	2400	\$78,507.71	0.37557598	\$29,485.61	\$6,261.91	\$42,760.19
24	0189183	2200	\$15,103.00	0	\$0.00	\$13,000.00	\$2,103.00
24	0189200	2400	\$51,507.82	0.35214439	\$18,138.19	\$4,504.28	\$28,865.35
24	0189203	2200	\$3,600.00	0.97775556	\$3,519.92	\$0.00	\$80.08
24	0189210	2400	\$34,481.19	0.2489772	\$8,585.03	\$6,481.95	\$19,414.21
24	0189211	2200	\$8,500.00	0.38594588	\$3,280.54	\$0.00	\$5,219.46
24	0189300	2400	\$41,349.06	0.54705839	\$22,620.35	\$17,513.32	\$1,215.39
24	0189301	2200	\$0.00		(\$38.33)	\$0.00	\$38.33
24	0189302	1100	\$29,000.00	0	\$0.00	\$29,000.00	\$0.00
24	0189303	0000	\$0.00		\$431.02	\$0.00	(\$431.02)
24	0189303	3200	\$98,932.67	0.16549326	\$16,372.69	\$71,012.30	\$11,547.68
24	0189303	3200	\$40,000.00	0.1973125	\$7,892.50	\$12,752.50	\$19,355.00
24	0189303	3200	\$5,000.00	0	\$0.00	\$0.00	\$5,000.00
24	0189304	4300	\$25,750.00	0.50655961	\$13,043.91	\$12,220.75	\$485.34
24	0189306	2400	\$12,695.26	0.12038745	\$1,528.35	\$5,971.65	\$5,195.26
24	0189307	1100	\$4,000.00	0.314585	\$1,258.34	\$2,740.15	\$1.51
24	0189308	2100	\$3,300.00	0.50363636	\$1,662.00	\$1,630.10	\$7.90
24	0189403	1200	\$500.00	0	\$0.00	\$0.00	\$500.00
24	0189901	1200	\$23.03	0	\$0.00	\$0.00	\$23.03
24	0189906	2900	\$2,000.00	0.2625	\$525.00	\$0.00	\$1,475.00
24	0189907	1900	\$7,739.00	0	\$0.00	\$0.00	\$7,739.00
24	0189914	2900	\$1,000.00	0	\$0.00	\$0.00	\$1,000.00
24	0189915	2900	\$6,100.00	0.45827541	\$2,795.48	\$0.00	\$3,304.52
24	0189916	2900	\$8,300.00	0.35552771	\$2,950.88	\$210.46	\$5,138.66
24	0189917	2900	\$14,000.00	0	\$0.00	\$0.00	\$14,000.00
24	0189918	2900	\$10,111.00	0.02834734	\$286.62	\$153.07	\$9,671.31
24	0189919	2900	\$789.00	0.75361217	\$594.60	\$0.00	\$194.40
24	0199009	2100	\$62.00	0	\$0.00	\$0.00	\$62.00
24	0199017	2100	\$12,595.00	0	\$0.00	\$0.00	\$12,595.00
24	0199121	2100	\$6,500.00	0.80384615	\$5,225.00	\$800.00	\$475.00
24	0209001	2800	\$12,314.37	0.12198919	\$1,502.22	\$3,497.78	\$7,314.37
24	0229000	7900	\$10,000.00	0	\$0.00	\$5,000.00	\$5,000.00
24	0229300	4500	\$31,193.72	0.62928179	\$19,629.64	\$1,773.16	\$9,790.92
24	0229300	7200	\$766.28	1	\$766.28	\$0.00	\$0.00
24	0249001	2900	\$11,828,767.22	0.85315491	\$10,091,770.79	\$1,773,620.88	(\$36,624.45)
24	0249002	0000	\$626.00	0	\$0.00	\$0.00	\$626.00
24	0249002	2900	\$748,484.27	0.77664161	\$581,304.03	\$108,921.88	\$58,258.36
24	0249094	2900	\$215,261.28	0.83725996	\$180,229.65	\$80,504.04	(\$45,472.41)
24	0270000	2900	\$233,394.90	0.98310824	\$229,452.45	\$100,685.81	(\$96,743.36)
24	0719013	2700	\$3,146,492.69	0.41572357	\$1,308,071.18	\$1,370,763.39	\$467,658.12
24	0719013	2800	\$120,000.00	0.56260067	\$67,512.08	\$28,000.00	\$24,487.92
24	0719013	7200	\$1,728,637.50	0.79291215	\$1,370,657.68	\$0.00	\$357,979.82
24	2009110	4600	\$1,519.69	0.07884503	\$119.82	\$1,517.54	(\$117.67)
24	2009121	4600	\$234.00	0	\$0.00	\$0.00	\$234.00
24	2009185	4600	\$1,450.00	0	\$0.00	\$0.00	\$1,450.00
24	2009201	4300	\$375.00	0.73333333	\$275.00	\$25.00	\$75.00
24	2009202	4600	\$5,780.79	0.5754127	\$3,326.34	\$975.39	\$1,479.06
24	2009205	4600	\$250.00	0	\$0.00	\$0.00	\$250.00
24	2009209	4100	\$7,098.00	0.78813046	\$5,594.15	\$154.85	\$1,349.00
24	2009251	4300	\$506.09	0.36078563	\$182.59	\$192.41	\$131.09
24	2009253	4300	\$3,164.17	0	\$0.00	\$2,000.00	\$1,164.17
24	2009254	4100	\$4,000.00	0.29745	\$1,189.80	\$2,810.20	\$0.00
24	2009256	4100	\$3,903.07	0.07692662	\$300.25	\$2,699.75	\$903.07
24	2009258	4600	\$1,621.26	0.70535263	\$1,143.56	\$356.44	\$121.26
24	2009302	4100	\$1,745.54	0.27207626	\$474.92	\$840.08	\$430.54
24	2009303	4100	\$208.34	0	\$0.00	\$0.00	\$208.34
24	2009307	4100	\$51,149.81	0.5779695	\$29,563.03	\$10,102.34	\$11,484.44
24	2009309	4600	\$1,400.00	0	\$0.00	\$1,400.00	\$0.00
24	2009312	4100	\$20,000.00	0.577003	\$11,540.06	\$8,472.72	(\$12.78)
24	2009314	4600	\$450.00	0	\$0.00	\$450.00	\$0.00
24	2009315	4600	\$350.00	0	\$0.00	\$350.00	\$0.00
24	2009318	4100	\$7,860.00	0	\$0.00	\$0.00	\$7,860.00
24	2009321	4600	\$23,737.80	0.28674308	\$6,806.65	\$13,893.35	\$3,037.80
24	2009323	4600	\$1,989.00	0.30832076	\$613.25	\$1,675.75	(\$300.00)
24	2009324	4600	\$20,000.00	0.004798	\$95.96	\$19,904.04	\$0.00
24	2009325	4100	\$22,600.00	0.6718	\$15,182.68	\$9,275.46	(\$1,858.14)
24	2009326	4100	\$4,333.67	0.60559064	\$2,624.43	\$1,534.57	\$174.67
24	2009327	4100	\$5,328.67	0.07813207	\$416.34	\$2,583.66	\$2,328.67
24	2009330	4100	\$3,530.81	0.25900289	\$914.49	\$1,950.51	\$665.81
24	2009332	4100	\$7,500.00	0.451276	\$3,384.57	\$4,115.43	\$0.00
24	2009333	4600	\$70,000.00	0.60669071	\$42,468.35	\$26,999.52	\$532.13
24	2009335	4100	\$6,000.00	0.08369667	\$502.18	\$4,838.07	\$659.75
24	2009336	4100	\$1,500.00	0.54011333	\$810.17	\$0.00	\$689.83
24	2009337	4100	\$500.00	0.2847	\$142.35	\$0.00	\$357.65
24	2009339	4100	\$28,500.00	0.76334175	\$21,755.24	\$6,735.80	\$8.96
24	2009340	4100	\$1,700.00	0.514	\$873.80	\$826.20	\$0.00
24	2009346	4100	\$130.00	0	\$0.00	\$0.00	\$130.00
24	2009350	4300	\$2,300.00	0.6437	\$1,480.51	\$47.04	\$772.45
24	2009352	4100	\$7,600.00	0.03350263	\$254.62	\$7,345.22	\$0.16
24	2009353	4600	\$1,200.00	0	\$0.00	\$0.00	\$1,200.00

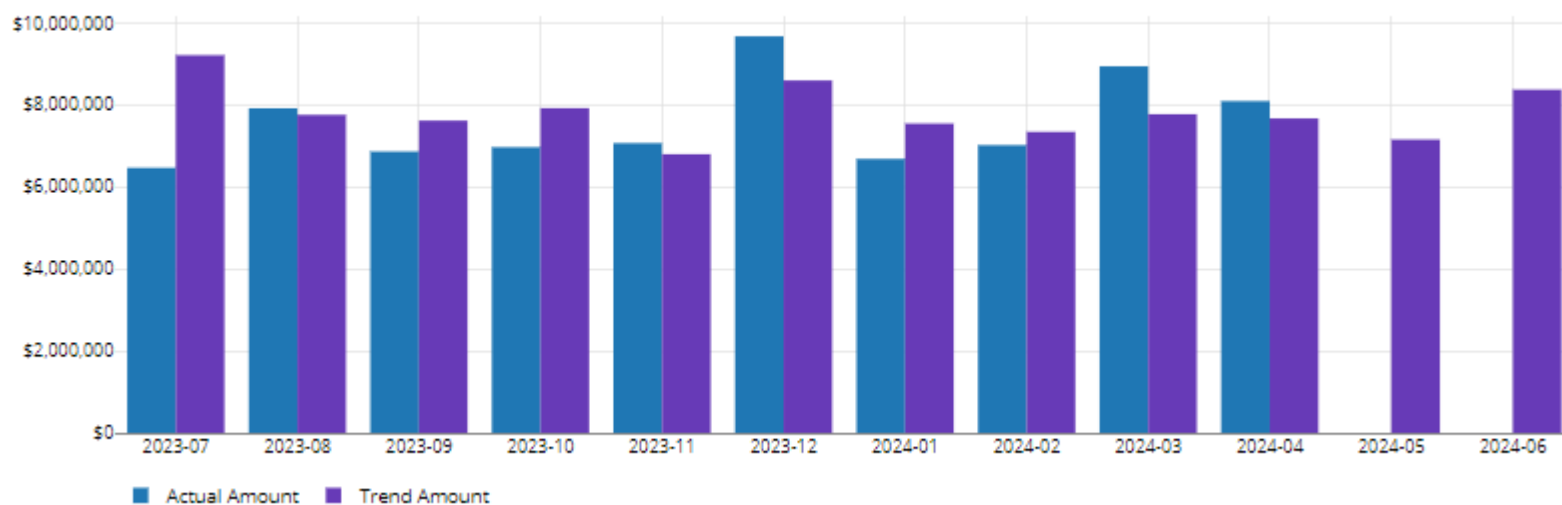
Fiscal Year	Fund - Expdledger	Function First Two Digits	Fiscal Year Budgeted Amount	% Expensed	Fiscal Year Expense Amount	Fiscal Year Encumbrance Amount	Balance
24	2009355	4600	\$1,220.00	0.10933607	\$133.39	\$1,086.61	\$0.00
24	2009380	4600	\$5,000.00	0.063394	\$316.97	\$4,682.72	\$0.31
24	2009421	4600	\$3.00	0.16666667	\$0.50	\$2.50	\$0.00
24	2009422	4600	\$134.00	0.16619403	\$22.27	\$111.73	\$0.00
24	2009423	4600	\$2,270.00	0.26309251	\$597.22	\$1,672.78	\$0.00
24	2009424	4600	\$6,715.00	0.23668801	\$1,589.36	\$3,125.64	\$2,000.00
24	2009425	4600	\$70,000.00	0.33696443	\$23,587.51	\$36,411.68	\$10,000.81
24	2009426	4600	\$1,900.00	0.06662632	\$126.59	\$1,773.41	\$0.00
24	2009427	4600	\$1,600.00	0.0517125	\$82.74	\$1,417.26	\$100.00
24	3003000	4500	\$77,000.00	0.9999026	\$76,992.50	\$0.00	\$7.50
24	3003000	4500	\$20,000.00	0.9221255	\$18,442.51	\$0.00	\$1,557.49
24	3003000	4500	\$395,787.67	0.86134017	\$340,907.82	\$41,547.94	\$13,331.91
24	3003001	7200	\$212,126.80	1	\$212,126.80	\$0.00	\$0.00
24	3003003	7200	\$26,852.28	1	\$26,852.28	\$0.00	\$0.00
24	3003004	7200	\$14,076.98	1	\$14,076.98	\$0.00	\$0.00
24	3003007	7200	\$18,265.00	1	\$18,265.00	\$0.00	\$0.00
24	3003008	7200	\$119,549.46	1	\$119,549.46	\$0.00	\$0.00
24	3003010	7200	\$717.00	1	\$717.00	\$0.00	\$0.00
24	3003012	7200	\$9,865.29	1	\$9,865.29	\$0.00	\$0.00
24	3003013	7200	\$12,215.92	1	\$12,215.92	\$0.00	\$0.00
24	3003015	7200	\$4,450.00	1	\$4,450.00	\$0.00	\$0.00
24	3003016	7200	\$7,316.00	1	\$7,316.00	\$0.00	\$0.00
24	3003017	7200	\$12,433.94	1	\$12,433.94	\$0.00	\$0.00
24	3003018	7200	\$31,069.37	1	\$31,069.37	\$0.00	\$0.00
24	3003019	7200	\$9,435.86	1	\$9,435.86	\$0.00	\$0.00
24	3003020	7200	\$3,290.88	1	\$3,290.88	\$0.00	\$0.00
24	3003021	7200	\$4,319.96	1	\$4,319.96	\$0.00	\$0.00
24	3009110	4100	\$10,000.00	0.029436	\$294.36	\$1,376.00	\$8,329.64
24	3009120	4100	\$7,009.00	0.53359966	\$3,740.00	\$1,000.00	\$2,269.00
24	3009130	4100	\$12,375.00	0.40581818	\$5,022.00	\$1,240.00	\$6,113.00
24	3009140	4100	\$10,139.00	0.45545123	\$4,617.82	\$1,500.00	\$4,021.18
24	3009160	4100	\$10,000.00	0.302723	\$3,027.23	\$1,662.00	\$5,310.77
24	3009170	4100	\$20,000.00	0.25625	\$5,125.00	\$1,958.00	\$12,917.00
24	3009180	4100	\$11,206.52	0.49908535	\$5,593.01	\$3,000.00	\$2,613.51
24	3009201	4100	\$19,000.00	0.23033632	\$4,376.39	\$14,812.98	(\$189.37)
24	3009208	0000	\$13,157.00	0.13354108	\$1,757.00	\$11,400.00	\$0.00
24	3009208	4100	\$103,596.00	1.02118981	\$105,791.18	\$0.00	(\$2,195.18)
24	3009250	4100	\$21,500.00	0.20984605	\$4,511.69	\$3,977.01	\$13,011.30
24	3009253	4300	\$1,026.07	0.42595534	\$437.06	\$562.94	\$26.07
24	3009254	4300	\$2,814.16	0.16901313	\$475.63	\$524.37	\$1,814.16
24	3009258	0000	\$1,000.00	5.90176	\$5,901.76	\$11,859.24	(\$16,761.00)
24	3009258	4100	\$142,960.00	0.76159765	\$108,878.00	\$20,060.00	\$14,022.00
24	3009302	4500	\$1,120.00	0.41071429	\$460.00	\$0.00	\$660.00
24	3009303	4600	\$2,750.00	0.42141455	\$1,158.89	\$1,572.62	\$18.49
24	3009304	4600	\$7,500.00	0.78343333	\$5,875.75	\$1,315.26	\$308.99
24	3009313	4100	\$28,000.00	0.58483893	\$16,375.49	\$8,437.45	\$3,187.06
24	3009334	4300	\$2,000.00	0.153225	\$306.45	\$1,693.55	\$0.00
24	3009390	4600	\$9,000.00	0.16611111	\$1,495.00	\$7,505.00	\$0.00
24	3009403	1200	\$8,000.00	0.28875	\$2,310.00	\$0.00	\$5,690.00
24	3009410	4500	\$5,360.20	0.54377075	\$2,914.72	\$1,085.28	\$1,360.20
24	4019012	3200	\$0.00		\$0.00	\$0.00	\$0.00
24	4019013	3200	\$21,561.33	1.19631906	\$25,794.23	\$0.00	(\$4,232.90)
24	4019013	7500	\$0.00		\$54,452.63	\$0.00	(\$54,452.63)
24	4019014	3200	\$331,666.34	0.59635108	\$197,789.58	\$91,225.84	\$42,650.92
24	4019023	3200	\$1,772.20	0.49579619	\$878.65	\$0.00	\$893.55
24	4019023	7500	\$0.00		\$16,520.14	\$0.00	(\$16,520.14)
24	4019024	3200	\$15,207.50	0.40782969	\$6,202.07	\$1,759.29	\$7,246.14
24	4019031	3200	\$0.00		\$0.00	\$0.00	\$0.00
24	4019032	3200	\$0.00		\$0.00	\$0.00	\$0.00
24	4019033	3200	\$11,648.92	0.97692147	\$11,380.08	\$0.00	\$268.84
24	4019033	7500	\$0.00		\$26,741.24	\$0.00	(\$26,741.24)
24	4019034	3200	\$473,072.87	0.80115685	\$379,005.57	\$27,607.67	\$66,459.63
24	4679021	2100	\$0.00		\$0.00	\$0.00	\$0.00
24	4999014	2100	\$31,473.68	0.77588893	\$24,420.08	\$0.00	\$7,053.60
24	4999019	2400	\$10,086.41	0	\$0.00	\$6,700.00	\$3,386.41
24	4999224	2200	\$27,192.06	0	\$0.00	\$5,000.00	\$22,192.06
24	5079022	1100	\$33,751.12	0.96871511	\$32,695.22	\$0.00	\$1,055.90
24	5079022	1900	\$0.00		\$0.00	\$0.00	\$0.00
24	5079022	2100	(\$134.34)	1	(\$134.34)	\$0.00	\$0.00
24	5079022	2700	\$360,463.31	1	\$360,463.31	\$0.00	\$0.00
24	5079022	7400	\$1,015,100.00	1	\$1,015,100.00	\$0.00	\$0.00
24	5079023	1100	\$641,560.38	0.22135095	\$142,010.00	\$342,550.00	\$157,000.38
24	5079023	2700	\$0.00		\$0.00	\$0.00	\$0.00
24	5079024	1100	\$346,221.05	0.00674973	\$2,336.90	\$340,384.15	\$3,500.00
24	5079024	1900	\$8,379.93	0.88944657	\$7,453.50	\$0.00	\$926.43
24	5079024	2700	\$930,000.00	0.30924065	\$287,593.80	\$611,692.80	\$30,713.40
24	5079121	1100	\$244,955.00	0.99632586	\$244,055.00	\$0.00	\$900.00
24	5079121	1900	(\$1,095.38)	0	\$0.00	\$0.00	(\$1,095.38)
24	5079121	1900	\$0.00		(\$237.67)	\$0.00	\$237.67
24	5079121	2200	(\$2,165.01)	0.9804666	(\$2,122.72)	\$0.00	(\$42.29)
24	5079121	2700	\$16,256.25	1	\$16,256.25	\$0.00	\$0.00
24	5079121	7400	\$1,000.00	1	\$1,000.00	\$0.00	\$0.00
24	5169022	1200	\$0.00		\$0.00	\$0.00	\$0.00
24	5169022	2400	\$0.00		\$0.00	\$0.00	\$0.00
24	5169022	2400	\$0.00		\$0.00	\$0.00	\$0.00
24	5169023	1200	\$26,217.03	1	\$26,217.03	\$0.00	\$0.00
24	5169023	1200	\$17,478.00	1	\$17,478.00	\$0.00	\$0.00
24	5169023	1200	\$5,915.59	1	\$5,915.59	\$0.00	\$0.00
24	5169023	1200	\$0.00		\$0.00	\$0.00	\$0.00
24	5169023	2100	\$0.00		\$0.00	\$0.00	\$0.00
24	5169023	2100	\$6,327.38	1	\$6,327.38	\$0.00	\$0.00
24	5169023	2100	\$3,815.26	1	\$3,815.26	\$0.00	\$0.00
24	5169023	2100	\$0.00		\$0.00	\$0.00	\$0.00
24	5169023	2200	(\$399.45)	1	(\$399.45)	\$0.00	\$0.00
24	5169023	2400	\$1,712.92	1	\$1,712.92	\$0.00	\$0.00
24	5169023	2400	(\$414.44)	1	(\$414.44)	\$0.00	\$0.00
24	5169023	7400	\$283,550.00	1	\$283,550.00	\$0.00	\$0.00
24	5169024	1200	\$473,298.11	0.80243872	\$379,792.73	\$0.00	\$93,505.38

Fiscal Year	Fund - Expledger	Function First Two Digits	Fiscal Year Budgeted Amount	% Expensed	Fiscal Year Expense Amount	Fiscal Year Encumbrance Amount	Balance
24	5169024	1200	\$476,523.77	0.58628834	\$279,380.33	\$0.00	\$197,143.44
24	5169024	1200	\$127,199.92	0.77237792	\$98,246.41	\$0.00	\$28,953.51
24	5169024	1200	\$16,365.36	0.0488538	\$799.51	\$14,200.49	\$1,365.36
24	5169024	2100	\$0.00		\$0.00	\$0.00	\$0.00
24	5169024	2100	\$291,064.61	0.69521039	\$202,351.14	\$0.00	\$88,713.47
24	5169024	2100	\$197,926.06	0.58816247	\$116,412.68	\$2,866.82	\$78,646.56
24	5169024	2100	\$18,480.00	0	\$0.00	\$18,480.00	\$0.00
24	5169024	2200	\$74,000.00	0.33391892	\$24,710.00	\$25,000.00	\$24,290.00
24	5169024	2400	\$62,120.99	0.84462804	\$52,469.13	\$0.00	\$9,651.86
24	5169024	2400	\$0.00		\$0.00	\$0.00	\$0.00
24	5169024	3200	\$57,897.99	0.41764783	\$24,180.97	\$33,161.80	\$555.22
24	5169122	1200	\$0.00		\$0.00	\$0.00	\$0.00
24	5169122	3200	\$0.00		\$0.00	\$0.00	\$0.00
24	5169123	1200	\$0.00		\$0.00	\$0.00	\$0.00
24	5169123	2100	\$0.00		\$0.00	\$0.00	\$0.00
24	5169123	2100	\$0.00		\$0.00	\$0.00	\$0.00
24	5169123	3200	\$0.00		\$0.00	\$0.00	\$0.00
24	5169123	7400	\$196,400.00	1	\$196,400.00	\$0.00	\$0.00
24	5519123	1200	\$2,941.43	0	\$0.00	\$0.00	\$2,941.43
24	5519123	7400	\$1,902.47	1	\$1,902.47	\$0.00	\$0.00
24	5729023	1200	\$33,750.31	1	\$33,750.31	\$0.00	\$0.00
24	5729023	3200	\$186.58	1	\$186.58	\$0.00	\$0.00
24	5729023	7400	\$103,950.00	1	\$103,950.00	\$0.00	\$0.00
24	5729024	1200	\$564,229.76	0.73296621	\$413,561.35	\$0.00	\$150,668.41
24	5729024	3200	\$5,650.79	0.63552707	\$3,591.23	\$1,908.77	\$150.79
24	5729122	1100	\$0.00		\$0.00	\$0.00	\$0.00
24	5729123	1100	\$123,862.49	0.16624492	\$20,591.51	\$0.00	\$103,270.98
24	5729123	7400	\$9,725.00	1	\$9,725.00	\$0.00	\$0.00
24	5729124	1100	\$137,363.76	0.13649073	\$18,748.88	\$9,733.08	\$108,881.80
24	5849023	1100	\$4,572.66	0.09726286	\$444.75	\$0.00	\$4,127.91
24	5849023	2200	\$0.00		(\$591.92)	\$0.00	\$591.92
24	5849023	7400	\$3,700.00	1	\$3,700.00	\$0.00	\$0.00
24	5849024	2200	\$42,416.23	0.88400808	\$37,496.29	\$4,449.03	\$470.91
24	5849024	3200	\$4,386.18	0.54857758	\$2,406.16	\$1,980.02	\$0.00
24	5879023	1200	\$2,151.85	1	\$2,151.85	\$0.00	\$0.00
24	5879023	7400	\$12,200.00	1	\$12,200.00	\$0.00	\$0.00
24	5879024	1200	\$44,105.54	0.65222396	\$28,766.69	\$3,358.50	\$11,980.35
24	5879123	1200	\$3,132.80	0.95515513	\$2,992.31	\$2,439.98	(\$2,299.49)
24	5909022	2200	\$0.00		\$812.45	\$0.00	(\$812.45)
24	5909023	2200	\$6,717.67	1	\$6,717.67	\$0.00	\$0.00
24	5909023	3200	\$5,958.55	1	\$5,958.55	\$0.00	\$0.00
24	5909023	7400	\$21,250.00	1	\$21,250.00	\$0.00	\$0.00
24	5909024	2200	\$130,923.12	0.86900503	\$113,772.85	\$11,252.46	\$5,897.81
24	5909024	3200	\$14,886.07	0.36068956	\$5,369.25	\$9,318.88	\$197.94
24	5999022	3100	\$0.00		\$0.00	\$0.00	\$0.00
24	5999023	2700	\$152,521.48	0.77917537	\$118,840.98	\$33,990.50	(\$310.00)
		TOTALS	\$137,451,805.35				

Actual vs. Trend Revenues - Operating Funds



Actual vs. Trend Expenses - Operating Funds



GENERAL FUND-TRUE DAYS CASH

Includes Substitute Levy

