

# Medina City Schools

## Forecast Fund Analysis

April 30, 2025

	2024-2025 Original Estimate (1)	Y-T-D Actual July 2024 - June 2025 (2)	Percent	Variance (3)
Beginning Balance - July 1, 2024		33,660,259.80		0.00
General Fund	22,341,858.69			
Other Funds - Substitute Levy	11,318,401.11			
Revenue	<u>85,196,807.00</u> <b>85,196,807.00</b>	<u>90,145,446.71</u> <b>90,145,446.71</b>	<u>105.8%</u>	<u>-4,948,639.71</u> <b>-4,948,639.71</b>
Expenditures	91,785,907.00	74,670,879.14	81.4%	17,115,027.86
Encumbrance	851,800.00	3,222,755.85		-2,370,955.85
	<b>92,637,707.00</b>	<b>77,893,634.99</b>		<b>14,744,072.01</b>
Ending Balance - June 30, 2025	26,219,359.80	45,912,071.52		-19,692,711.72

Original Estimate revenue, expenditure and encumbrance taken from May 2024 five-year forecast  
Includes May 2018 Substitute Levy

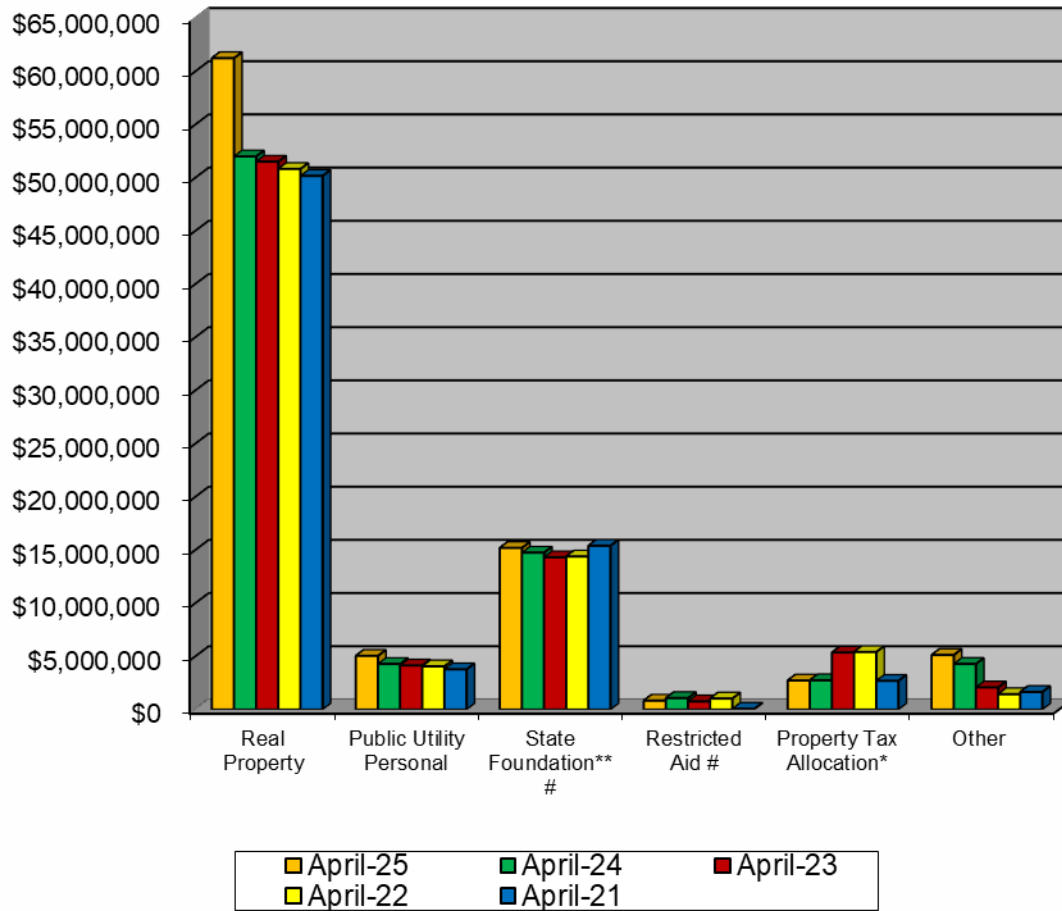
# Forecast Funds Summary

April 2025

## Revenues

1. Real Property Taxes – Total Real Property Taxes received from the beginning of the fiscal year until April 30, 2025 is \$61,233,435.54. This is an increase of 17.7% above last year's taxes received at this time. (\$1,836,946.45) was collected in April. These monies were a portion of those moved to Public Utility Personal Property with the property tax settlement. These will be the last major funds for the year.
2. Public Utility Personal Property Taxes – Total Public Utility Personal Property Taxes received from the beginning of the fiscal year until April 30, 2025 is \$5,044,293.22. These monies are distributed upon settlement from the County Auditor. This amount is listed in a separate line for State and five-year forecasting purposes. \$2,864,248.22 had been transferred from Real Property Taxes in April.
3. State Foundation – State Foundation monies received from the State of Ohio from the beginning of the fiscal year until April 30, 2025 total \$15,189,869.27. This is an increase of 3.0% above last year's foundation money received at this time. \$1,444,520.04 was collected in April and includes the last payment of the year from Casino Revenue totaling \$401,177.14 for the fiscal year.
4. Restricted Aid – Restricted Aid monies are for Career Tech funding and Economically Disadvantaged Students. We have added e-Rate funding as well because these funds are restrictive to technology. Monies received from the beginning of the fiscal year until April 30, 2025 total \$829,202.28. \$56,415.88 was collected in April.
5. Homestead and Rollback – Monies received from the State of Ohio from the beginning of the fiscal year until April 30, 2025 total \$2,723,945.87. \$-0- was collected in April. Receipts are based upon the real property taxes collected and Homestead filings with the County Auditor.
6. Other – Other monies received from the beginning of the fiscal year until April 30, 2025 total \$5,124,700.53. This is an increase of 19.7% above last year at this time. \$379,528.80 was collected in April.

## Forecast Fund Revenue



	April-25	April-24	April-23	April-22	April-21	Current Forecast
Real Property	\$61,233,436	\$51,997,996	\$51,501,614	\$50,818,509	\$50,162,687	\$61,127,346
Public Utility Personal	\$5,044,293	\$4,278,431	\$4,137,682	\$4,054,762	\$3,774,750	\$4,615,511
State Foundation** #	\$15,189,869	\$14,745,347	\$14,306,826	\$14,384,322	\$15,397,305	\$17,794,718
Restricted Aid #	\$829,202	\$1,073,192	\$759,064	\$1,028,547	\$69,049	\$851,390
Property Tax Allocation*	\$2,723,946	\$2,745,185	\$5,357,010	\$5,400,442	\$2,695,062	\$5,601,147
Other	\$5,124,701	\$4,281,358	\$2,076,758	\$1,434,086	\$1,648,532	\$4,101,921
<b>Total</b>	<b>\$90,145,447</b>	<b>\$79,121,509</b>	<b>\$78,138,955</b>	<b>\$77,120,669</b>	<b>\$73,747,385</b>	<b>\$94,092,033</b>
State %	20.8%	23.5%	26.1%	27.0%	24.6%	

\* Includes Homestead/Rollback, Tangible Personal Property Tax Fixed Rate Loss Reimbursement and Electric Deregulation.

\*\* Includes Casino Revenue in State Foundation beginning January 2013 and Economic Disadvantaged Funding in November 2013.

# Encompasses the Fair School Funding Plan as of January 2022

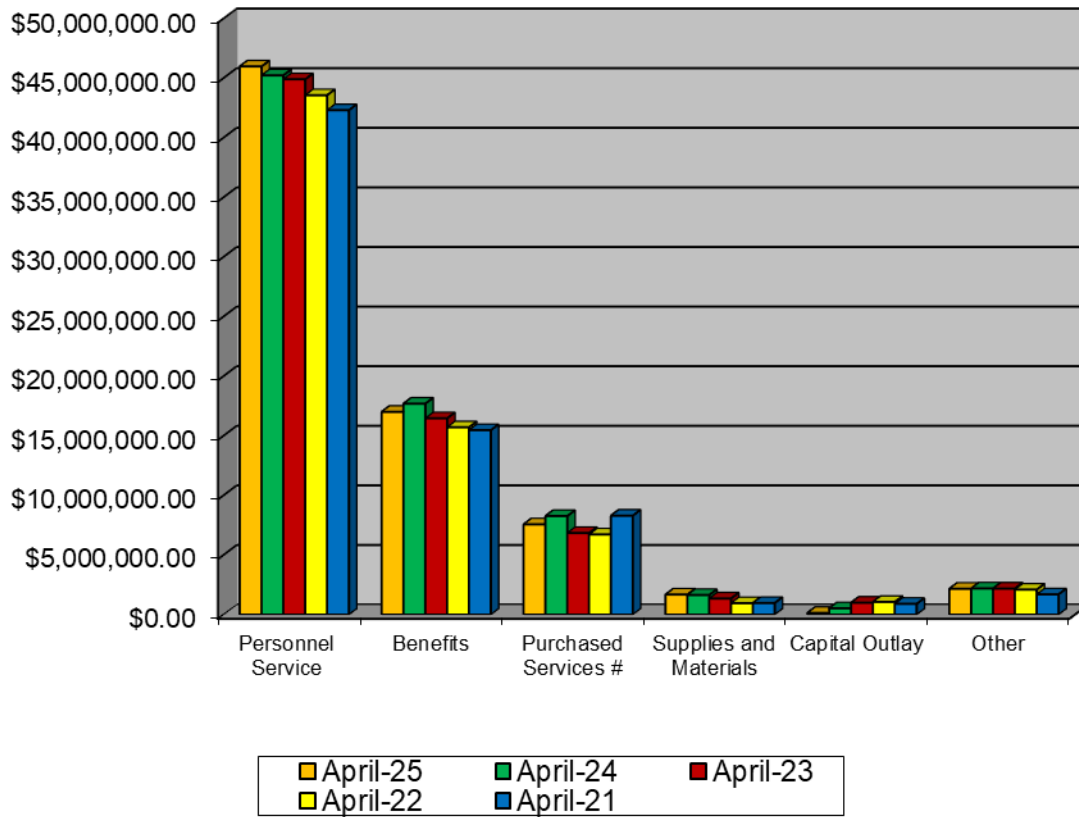
# Forecast Funds Summary

April 2025

## Expenditures

1. Personnel Services– The costs for personnel services for the School District from the beginning of the fiscal year until April 30, 2025 was \$45,974,792.42. This was an increase of 1.6% above last year at this time. \$4,199,742.09 was spent in April. The current year has 26 pays as opposed 27 pays in the last fiscal year. This is 2.4% above 2022-2023, the last 26 pay fiscal year.
2. Benefits – The cost for benefits for the School District from the beginning of the fiscal year until April 30, 2025 was \$17,007,194.14. This was a decrease of 3.8% below last year at this time. \$1,630,021.83 was spent in April.
3. Purchased Services – The cost for purchased services for the district from the beginning of the fiscal year until April 30, 2025 total \$7,564,889.04. This was a 8.4% decrease below last year at this time. \$863,575.53 was spent in April.
4. Supplies and Materials – The cost for supplies and materials for the district from the beginning of the fiscal year until April 30, 2025 total \$1,678,820.89. This was a 2.2% increase above last year at this time. \$92,813.29 was spent in April.
5. Capital Outlay – The cost for capital outlay for the district from the beginning of the fiscal year until April 30, 2025 total \$139,561.24. This was a 73.5% decrease below last year at this time. \$1,357.72 was spent in April as reimbursements outweighed expenses.
6. Other – The cost of other expenditures excluding transfers for the district was \$2,165,528.81 for the fiscal year until April 30, 2025. This was a 1.1% decrease below last year at this time. \$648,071.04 was spent in April.

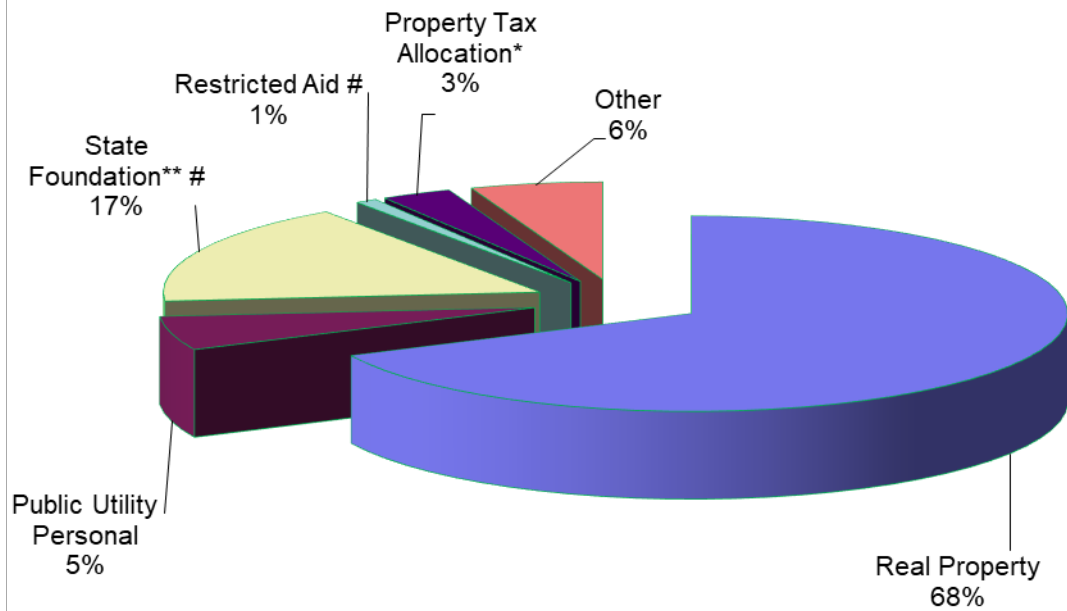
## Forecast Fund Expenditures



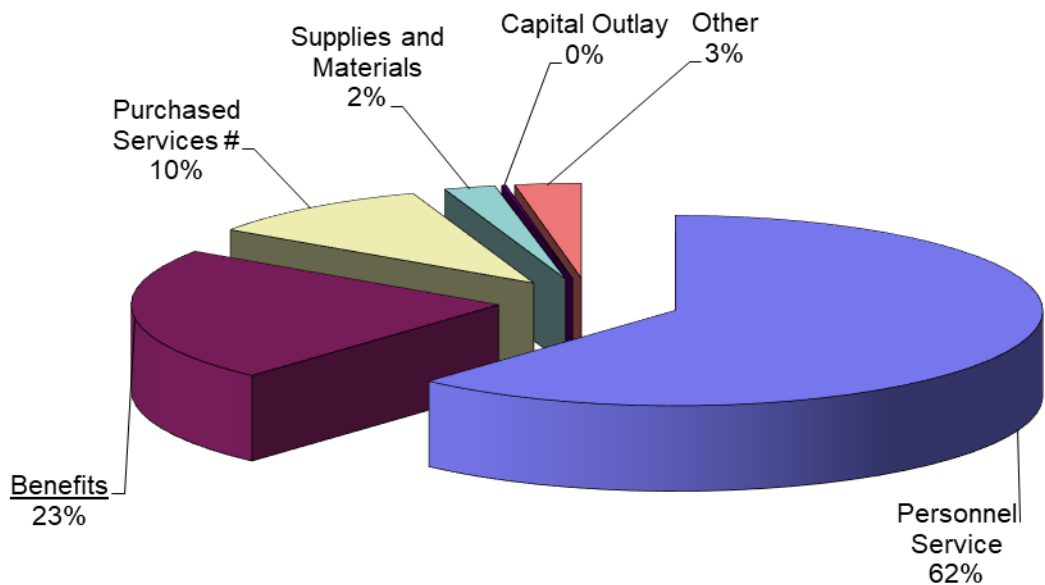
	April-25	April-24	April-23	April-22	April-21	Current Forecast
Personnel Service	\$45,974,792	\$45,232,456	\$44,899,340	\$43,562,013.28	\$42,306,677	\$55,063,639
Benefits	\$17,007,194	\$17,693,382	\$16,465,373	\$15,708,118.37	\$15,468,482	\$21,673,538
Purchased Services #	\$7,564,889	\$8,264,018	\$6,843,176	\$6,717,917.89	\$8,297,788	\$9,968,455
Supplies and Materials	\$1,678,821	\$1,642,210	\$1,349,586	\$952,824.41	\$971,420	\$2,113,895
Capital Outlay	\$139,561	\$528,571	\$1,002,270	\$1,057,388.91	\$900,372	\$582,941
Other	\$2,165,529	\$2,191,279	\$2,184,691	\$2,092,875.55	\$1,697,973	\$2,321,256
Transfers and Adv., Etc.	\$140,093	\$150,350	\$480,680	\$439,212.52	\$428,544	\$825,727
Other than Debt						
Total	\$74,670,879	\$75,702,265	\$73,225,116	\$70,530,351	\$70,071,255	\$92,549,451

# Reduced with Fair School Funding Plan in January 2022

## Current Forecast Fund Revenue

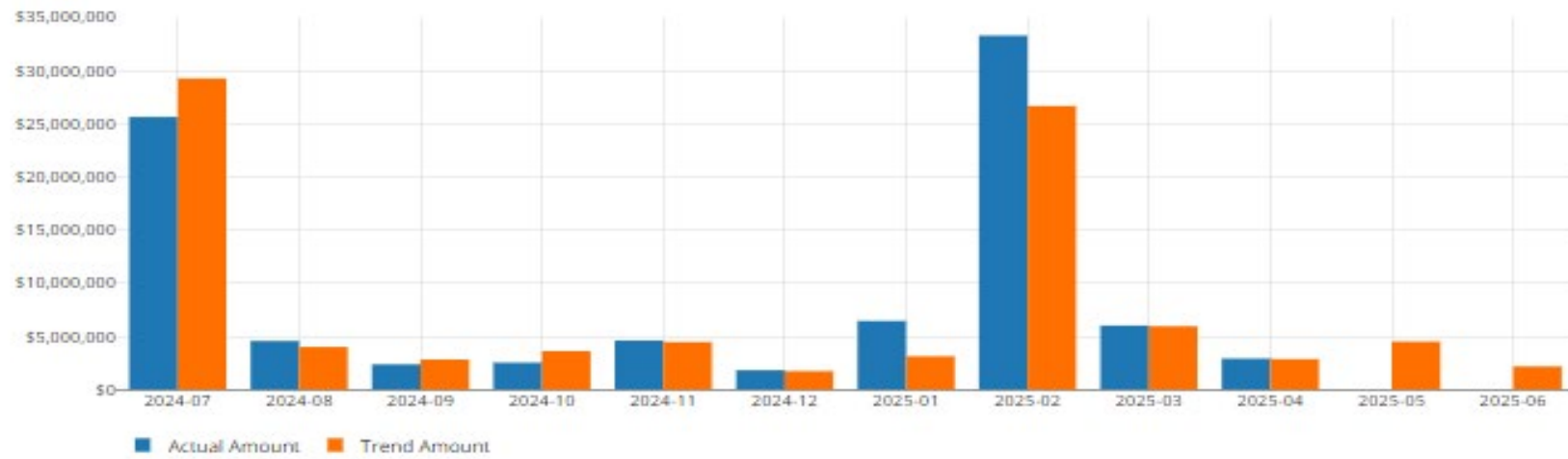


## Current Forecast Fund Expenditures

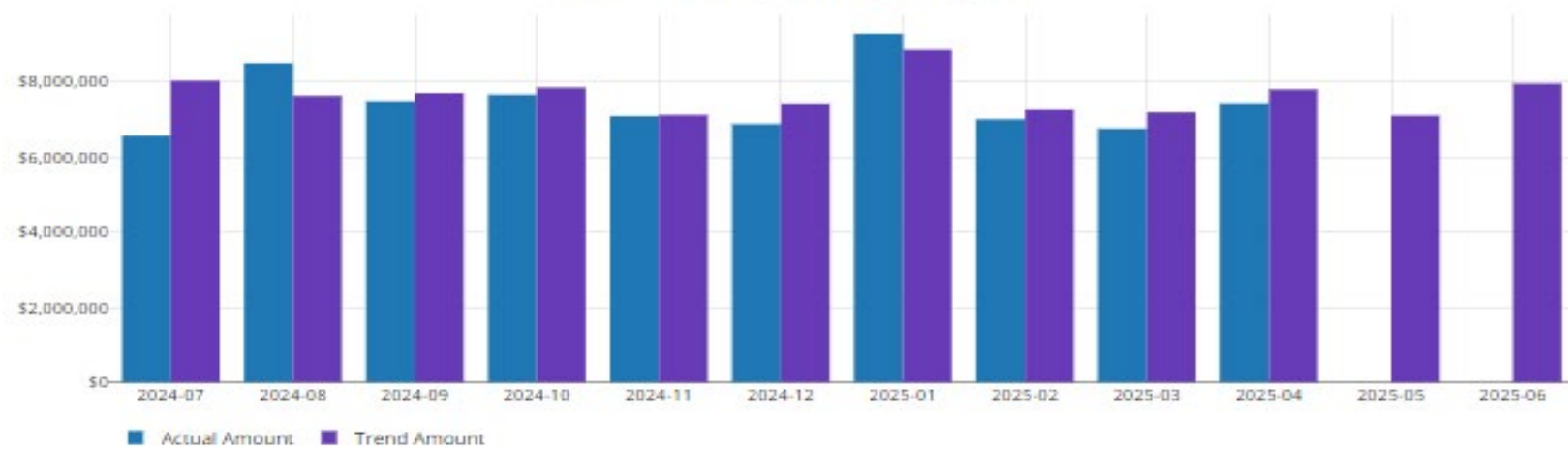


	06/21/24	3/14/2025	3/28/2025	4/11/2025	4/25/2025		Last Payrun Val
ADMIN	\$29,293.62	\$31,533.27	31,533.27	\$31,533.27	\$31,533.27		7.65%
CERT 12 MNTH- admin certified	\$40,480.73	\$43,035.13	43,035.13	\$43,035.13	\$43,035.13		6.31%
ASST PRINCIPAL	\$24,223.89	\$16,292.89	16,292.89	\$16,292.89	\$16,292.89		-32.74%
CERTIFIED 219- PRINCIPALS	\$72,063.09	\$67,379.22	68,274.56	\$68,274.56	\$68,274.56		-5.26%
PSYCHS	\$27,557.69	\$27,707.19	27,707.19	\$27,707.19	\$27,707.19		0.54%
TEACHERS	1,514,172.48	\$1,556,683.90	\$1,555,727.49	\$1,560,780.46	\$1,553,647.47		2.61%
CERTIFIED 204:	\$7,840.41	\$13,668.80	13,668.80	\$13,668.80	\$13,668.80		74.34%
CERTIFIED 194:	\$7,969.45						-100.00%
12 MONTH	130,322.67	\$132,878.65	132,878.65	\$132,878.65	\$134,642.86		3.31%
FOOD SERVICE	\$29,029.68	\$31,009.35	31,397.11	\$31,397.11	\$31,397.11		8.16%
TRANSPORTATION	\$45,233.07	\$46,176.20	46,176.20	\$46,326.37	\$46,326.37		2.42%
IPP	\$90,809.38	\$97,376.29	101,580.88	\$92,583.02	\$94,561.08		4.13%
SECRETARY	\$42,549.47	\$45,203.43	42,969.95	\$42,969.95	\$42,980.78		1.01%
MEDIA IPP	\$10,884.69	\$9,711.61	9,711.61	\$9,711.61	\$9,711.61		-10.78%
PREVENTION COORDINATORS	\$10,277.42	\$11,582.51	11,582.51	\$11,582.51	\$11,582.51		12.70%

Actual vs. Trend Revenues - Operating Funds



Actual vs. Trend Expenses - Operating Funds





# Medina City School District

## Sales Tax

Date	Sales Tax Description	Receipts	Expenditures	Balance
July 1, 2024	Beginning Balance (071) Sales Tax and (002-9012) Bond			\$4,633,927.93
July	Sales Tax Distribution	\$1,024,147.78		\$5,658,075.71
	Summer Roofing Project Consulting Services - Canavan		\$8,040.00	\$5,650,035.71
	Heritage Elementary Renovation Consulting		\$4,800.00	\$5,645,235.71
	Restroom Partitions Canavan		\$12,095.00	\$5,633,140.71
	Heritage Renovation		\$235,627.26	\$5,397,513.45
	Fleet Master Lease Agreement		\$9,013.24	\$5,388,500.21
August	Heritage Elementary Renovation Consulting		\$16,800.00	\$5,371,700.21
	Fenn Concrete Sidewalk Project		\$21,237.00	\$5,350,463.21
	Installation of Lighting at PAC		\$6,262.50	\$5,344,200.71
	Paint Reno Project - Garfield		\$759.93	\$5,343,440.78
	Sealcoat Double Application Northrop		\$2,552.00	\$5,340,888.78
	Roof Replacement Project MHS		\$58,370.83	\$5,282,517.95
	Paving Project Claggett, Northrop, and Heritage		\$33,686.52	\$5,248,831.43
	Lighting Fixture Replacement PAC		\$24,452.00	\$5,224,379.43
September	Heritage Elementary Renovation Consulting		\$16,800.00	\$5,207,579.43
	Roof Project 2023 Consulting Services MHS		\$5,043.00	\$5,202,536.43
	Roofing Project Summer 2023 Consulting Services Canavan		\$2,460.00	\$5,200,076.43
	Heritage Renovation		\$9,400.00	\$5,190,676.43
	Carpet Tiles and Installation Garfield		\$21,288.52	\$5,169,387.91
	Paint Reno Project		\$3,776.59	\$5,165,611.32
	Scoreboard Booster Payment		(\$30,487.20)	\$5,196,098.52
	Heritage Preschool Reno		\$4,215.66	\$5,191,882.86
	Roof Project 2023 MHS		\$30,635.00	\$5,161,247.86
	Roofing Project Summer 2023 Canavan		\$99,549.00	\$5,061,698.86
October	Sales Tax Distribution	\$1,134,639.28		\$6,196,338.14
	Heritage Elementary Renovation Consulting		\$4,800.00	\$6,191,538.14
	Summer Roofing Project Consulting Services - Canavan		\$1,500.00	\$6,190,038.14
	Security System - Preschool		\$1,050.00	\$6,188,988.14
	Roofing Project Summer 2023 Canavan		\$13,551.00	\$6,175,437.14
	Heritage Renovation		\$715,085.30	\$5,460,351.84
	Scoreboard Booster Payment		(\$27,231.47)	\$5,487,583.31
	Fleet Master Lease Agreement		\$6,338.65	\$5,481,244.66
November	Cop's Principle and Interest		\$1,390,999.82	\$4,090,244.84
	Heritage Elementary Renovation Consulting		\$4,800.00	\$4,085,444.84
	Air Handler Modification - Canavan		\$6,775.00	\$4,078,669.84
	Fabricate Stairs - Garfield		\$6,600.00	\$4,072,069.84
	Fleet Master Lease Agreement		\$9,081.18	\$4,062,988.66
December	Burglar Alarms - District		\$4,807.94	\$4,058,180.72
	Brick Masonry & Flashing Removal and Reinstall - MHS		\$2,500.00	\$4,055,680.72
	Fleet Master Lease Agreement		\$20,186.36	\$4,035,494.36
January 2025	Sales Tax Distribution	\$1,048,426.08		\$5,083,920.44
	Chiller Repairs at MHS		\$27,086.87	\$5,056,833.57
	Heritage Renovation		\$157,057.35	\$4,899,776.22
	Fleet Master Lease Agreement		\$20,427.44	\$4,879,348.78
	72 Passenger School Buses		\$592,485.00	\$4,286,863.78
February	Transfer to 003-9001		\$423,617.20	\$3,863,246.58
March	N/A			\$3,863,246.58
April	Sales Tax Distribution	\$1,163,357.59		\$5,026,604.17
	Roofing Projects Summer 2025 - Consulting		\$17,791.00	\$5,008,813.17
	Restroom Partitions and Install - Blake		\$9,200.00	\$4,999,613.17
	Fleet Master Lease Agreement		\$8,278.77	\$4,991,334.40
	Fiscal Year Totals	\$3,207,213.14	\$3,977,894.49	

Medina City School District  
Recreation Center

Date	Description	District Revenue	District Expenses	City Reimbursements	Total Balance
July 1, 2024	Beginning Balance (003-9001)				\$ (53,485.62)
July	Batting Cage		\$18,000.00		\$ (71,485.62)
	Door Frames for Family Changing		\$6,200.00		\$ (77,685.62)
	Batting Cage			\$9,000.00	\$ (68,685.62)
	Lighting Controls Replacement		\$78,042.00		\$ (146,727.62)
August	Door Frames for Family Changing			\$3,100.00	\$ (143,627.62)
	Lighting Controls Replacement			\$39,021.00	\$ (104,606.62)
September	N/A			\$0.00	\$ (104,606.62)
October	Lighting Fixture Replacement		\$3,443.75		\$ (108,050.37)
November	Lighting Fixture Replacement			\$1,721.87	\$ (106,328.50)
December	Valves for Pool Repair		\$4,001.68		\$ (110,330.18)
January 2025	Transfer from 001	\$140,000.00			\$ 29,669.82
	Valves for Pool Repair			\$2,000.84	\$ 31,670.66
	Entrance System Replacement		\$6,619.50		\$ 25,051.16
	Touchpads and Wiring for Pool		\$16,470.00		\$ 8,581.16
February	Transfer from 071-9013	\$423,617.20			\$ 432,198.36
	Entrance System Replacement			\$3,309.75	\$ 435,508.11
	Touchpads and Wiring for Pool			\$8,235.00	\$ 443,743.11
March	N/A				\$ 443,743.11
April	Consulting Services - Roofing		\$15,643.00		\$ 428,100.11
	Valves for Repairs to SPA		\$3,081.03		\$ 425,019.08
	Valves for Repairs to SPA			\$1,540.51	\$ 426,559.59
Total Revenues, Expenditures and Reimbursements		\$ 563,617.20	\$ 151,500.96	\$ 67,928.97	

## Medina City Schools

April**MONTH END BANK ACCOUNT BALANCES:**

OPERATING ACCOUNT - HUNTINGTON	\$ 1,375,492.79
FLEX ACCOUNT - HUNTINGTON	\$ 79,219.52
WORKERS COMP (ZBA) - HUNTINGTON	\$ -
WESTFIELD BANK	\$ 14,984.59
WESTFIELD BANK COMMERCIAL CHECKING	\$ 2,932,754.97
STAR OHIO - GENERAL	\$25,559,834.18
JP Morgan / Metlife Claims	\$ 25,822.58
RED TREE INVESTMENTS - GENERAL	\$19,379,263.17
MULTISECURITIES FIXED	\$ 9,624,000.00
MULTISECURITIES CASH FUND DEPOSITS	\$ 23.16
5/3RD BANK	\$ 7,331,158.93
T. ROWE PRICE Hoffman-Collins	\$ 308,304.99
DWS -Hoffman- Collins	\$ 557,731.85
DWS - Bushman	\$ 9,140.14
Kanehl Stocks	\$ 3,458.91

<b>TOTAL BANK BALANCES</b>	<b>\$67,201,189.78</b>
----------------------------	------------------------

**PETTY CASH/CHANGE FUND:**

PETTY CASH	\$ -
<b>TOTAL PETTY CASH/CHANGE FUND</b>	<b>\$ -</b>

**DEPOSITS IN TRANSIT:**

<b>TOTAL DEPOSITS IN TRANSIT</b>	<b>\$ -</b>
----------------------------------	-------------

**OUTSTANDING CHECKS:**

OPERATING ACCOUNT - HUNTINGTON:	
CHECKS	(68,945.95)
EFT-MEMO CKS	-
Workers Comp Outstanding Checks	-
Flex Outstanding Checks	(1,018.01)
PAYROLL ACCOUNT - HUNTINGTON:	
Payroll Deduction Checks	(7,327.07)
Payroll Electronic Payments	(310,839.65)
<b>TOTAL OUTSTANDING CHECKS</b>	<b>\$ (388,130.68)</b>

**MISCELLANEOUS ADJUSTMENTS:**

<i>LIABILITY BALANCES:</i>	
Star Ohio Metlife Charge	(18,466.92)
Life Insurance Credit	4,844.42
<i>ADJUSTMENTS IN TRANSIT</i>	(45,017.61)
<b>TOTAL LIABILITIES ADJUSTMENTS</b>	<b>\$ (58,640.11)</b>

<b>TOTAL BANK BALANCE</b>	<b>\$66,754,418.99</b>
---------------------------	------------------------

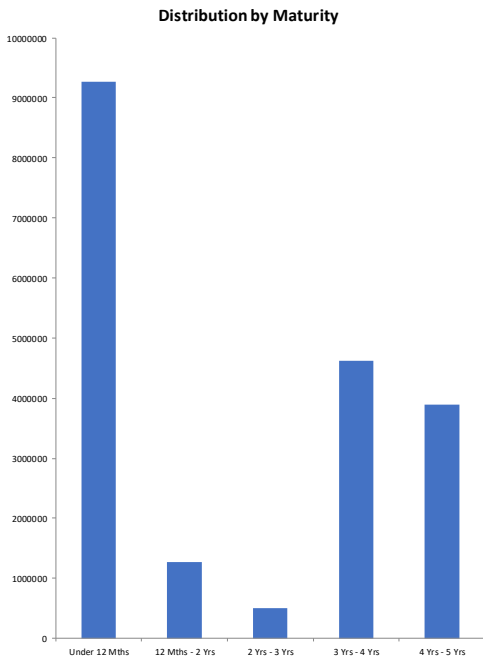
<b>PER FINSUM (eFP)</b>	<b>\$66,754,418.99</b>
-------------------------	------------------------

<b>Difference</b>	<b>\$ (0.00)</b>
-------------------	------------------

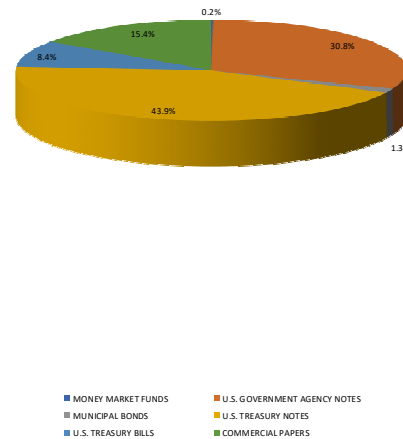
**Monthly Investment Summary**  
**Medina City School District**  
**US Bank Custodian Acct Ending x70982**  
 April 30, 2025

Monthly Cash Flow Activity		Market Value Summary				
<b>From 03-31-25 through 04-30-25</b>		<b>Security Type</b>	<b>Market Value</b>	<b>Pct. Assets</b>	<b>Avg Yield at Cost</b>	<b>Wght Avg Mat</b>
Beginning Book Value	19,314,180.29	<b>Money Market Fund</b>				
Contributions	0.00	MONEY MARKET FUNDS	31,504.57	0.2	4.20	0.00
Withdrawals	0.00	<b>Fixed Income</b>				
Realized Gains/Losses	0.00	MUNICIPAL BONDS	256,462.50	1.3	1.42	1.47
Gross Interest Earnings	65,082.88	U.S. GOVERNMENT AGENCY NOTES	6,010,505.36	30.7	3.38	2.09
Ending Book Value	19,379,263.17	U.S. TREASURY BILLS	1,644,589.78	8.4	4.40	0.08
		U.S. TREASURY NOTES	8,563,588.34	43.7	4.11	2.51
		Accrued Interest	84,167.10	0.4		
		<b>Commercial Paper</b>				
		COMMERCIAL PAPERS	2,998,990.95	15.3	4.40	0.38
		Accrued Interest	0.00	0.0		
		<b>TOTAL PORTFOLIO</b>	<b>19,589,808.60</b>	<b>100.0</b>	<b>3.92</b>	<b>1.83</b>

### Maturity Distribution



### Security Type Allocation



#### Disclosures:

RedTree's internal accounting system is used as the source of the market value of this account. Although obtained from a source believed to be reliable, we cannot guarantee its accuracy. You should review all account statements provided by the custodian and compare with the statements provided by RedTree.

Questions? Call 888.596.2293 or email [info@redtreeinv.com](mailto:info@redtreeinv.com)

**Portfolio Holdings Report**  
**Medina City School District**  
**US Bank Custodian Acct Ending x70982**  
 April 30, 2025

Quantity	Cusip	Security Description	Moody's	S&P	Cost Basis	Market Value	Yield at Cost	Wtd Maturity	Purchase Date
<b>U.S. GOVERNMENT AGENCY NOTES</b>									
565,000	3134GVVK1	Federal Home Ln Mtg 0.750% Due 05-20-25	Aaa	AA+	553,428.80	563,899.30	4.49	0.06	10-28-24
250,000	3130AWLY4	Federal Home Ln Bank 5.125% Due 06-13-25	Aaa	AA+	249,855.00	250,193.95	5.16	0.12	08-24-23
800,000	3134GXDM3	Federal Home Ln Mtg 0.620% Due 12-01-25	Aaa	AA+	799,400.00	783,111.30	0.64	0.57	12-02-20
380,000	3134GXHD9	Federal Home Ln Mtg 0.700% Due 12-23-25	Aaa	AA+	380,000.00	371,744.18	0.70	0.63	12-23-20
500,000	3130AKZ25	Federal Home Ln Bank 0.650% Due 02-26-26	Aaa	AA+	500,000.00	486,326.28	0.65	0.80	02-26-21
500,000	3135GAVJ7	Federal Natl Mtg Assoc 3.375% Due 09-30-26	Aaa	AA+	496,925.00	495,183.15	3.70	1.36	09-30-24
200,000	3133EPWK7	Federal Farm Credit Bank 4.500% Due 09-22-28	Aaa	AA+	198,250.20	204,637.28	4.70	3.12	09-29-23
800,000	3133ERHN4	Federal Farm Credit Bank 4.250% Due 10-20-28	Aaa	AA+	795,080.00	813,840.58	4.41	3.20	06-27-24
725,000	3133EPZN8	Federal Farm Credit Bank 5.000% Due 10-24-28	Aaa	AA+	724,463.50	755,094.92	5.02	3.18	10-24-23
800,000	3133ERSP7	Federal Farm Credit Bank 3.500% Due 09-10-29	Aaa	AA+	799,546.40	786,925.18	3.51	3.98	09-19-24
500,000	3135GAY39	Federal Natl Mtg Assoc 5.000% Due 10-30-29	Aaa	AA+	500,000.00	499,549.22	5.00	3.98	10-30-24
Accrued Interest						18,613.80			
					5,996,948.90	6,029,119.15	3.38	2.09	
<b>MUNICIPAL BONDS</b>									
250,000	668180CW0	Northwestern LSD, OH GO 5.820% Due 12-01-26	Aa2		304,310.00	256,462.50	1.42	1.47	10-12-21
Accrued Interest						6,062.50			
					304,310.00	262,525.00	1.42	1.47	
<b>U.S. TREASURY NOTES</b>									
500,000	912828ZT0	US Treasury Note 0.250% Due 05-31-25	Aaa	AA+	488,046.88	498,235.67	4.46	0.08	10-31-24
440,000	912828ZT0	US Treasury Note 0.250% Due 05-31-25	Aaa	AA+	438,401.56	438,447.39	4.39	0.08	04-29-25
1,250,000	91282CAM3	US Treasury Note 0.250% Due 09-30-25	Aaa	AA+	1,216,845.70	1,229,663.09	4.29	0.41	01-27-25
500,000	91282CHM6	US Treasury Note 4.500% Due 07-15-26	Aaa	AA+	499,003.91	503,847.65	4.59	1.16	02-29-24
500,000	91282CGT2	US Treasury Note 3.625% Due 03-31-28	Aaa	AA+	497,617.19	500,234.37	3.77	2.74	10-07-24
500,000	91282CHA2	US Treasury Note 3.500% Due 04-30-28	Aaa	AA+	495,332.03	498,203.12	3.78	2.82	10-07-24
500,000	91282CHE4	US Treasury Note 3.625% Due 05-31-28	Aaa	AA+	497,246.10	499,902.34	3.79	2.85	10-07-24
500,000	91282CHQ7	US Treasury Note 4.125% Due 07-31-28	Aaa	AA+	495,429.69	507,382.81	4.35	3.00	02-29-24
420,000	9128285M8	US Treasury Note 3.125% Due 11-15-28	Aaa	AA+	412,732.03	412,551.56	3.58	3.27	10-03-24
380,000	91282CJN2	US Treasury Note 4.375% Due 11-30-28	Aaa	AA+	379,940.63	388,891.41	4.38	3.24	06-28-24
500,000	91282CKD2	US Treasury Note 4.250% Due 02-28-29	Aaa	AA+	498,554.69	510,039.06	4.31	3.49	02-29-24

**Disclosures:**

RedTree's internal accounting system is used as the source of the market value of this account. Although obtained from a source believed to be reliable, we cannot guarantee its accuracy. You should review all account statements provided by the custodian and compare with the statements provided by RedTree.

Questions? Call 888.596.2293 or email [info@redtreeinv.com](mailto:info@redtreeinv.com)

**Portfolio Holdings Report**  
**Medina City School District**  
**US Bank Custodian Acct Ending x70982**  
 April 30, 2025

Quantity	Cusip	Security Description	Moody's	S&P	Cost Basis	Market Value	Yield at Cost	Wtd Maturity	Purchase Date
300,000	91282CKP5	US Treasury Note 4.625% Due 04-30-29	Aaa	AA+	299,582.77	310,242.19	4.66	3.64	04-30-24
400,000	91282CEV9	US Treasury Note 3.250% Due 06-30-29	Aaa	AA+	392,281.25	393,031.25	3.69	3.82	08-30-24
470,000	91282CLK5	US Treasury Note 3.625% Due 08-31-29	Aaa	AA+	466,585.16	468,347.66	3.79	3.95	10-07-24
595,000	91282CLN9	US Treasury Note 3.500% Due 09-30-29	Aaa	AA+	593,837.04	589,607.81	3.54	4.04	09-30-24
500,000	91282CMA6	US Treasury Note 4.125% Due 11-30-29	Aaa	AA+	499,667.97	508,398.44	4.14	4.08	12-02-24
300,000	91282CMG3	US Treasury Note 4.250% Due 01-31-30	Aaa	AA+	298,828.13	306,562.50	4.34	4.24	02-11-25
Accrued Interest						59,490.80			
					8,469,932.73	8,623,079.14	4.11	2.51	
<b>U.S. TREASURY BILLS</b>									
1,650,000	912797NN3	US Treasury Bill 0.000% Due 05-29-25			1,614,278.09	1,644,589.78	4.40	0.08	11-29-24
Accrued Interest						0.00			
					1,614,278.09	1,644,589.78	4.40	0.08	
<b>COMMERCIAL PAPER</b>									
500,000	78009ATQ7	RBC 0.000% Due 06-24-25	P-1	A-1+	485,061.81	496,665.50	4.53	0.15	10-22-24
450,000	89233GTT3	Toyota Motor Credit 0.000% Due 06-27-25	P-1	A-1+	435,997.01	446,845.95	4.31	0.16	10-02-24
500,000	79584RWB0	Salvation Army 0.000% Due 09-11-25	P-1	A-1	488,843.75	491,930.00	4.35	0.37	03-06-25
500,000	06054NX71	Bank of America 0.000% Due 10-07-25		A-1	487,662.36	490,318.50	4.32	0.44	03-10-25
500,000	63307LY70	National Bank CDA 0.000% Due 11-07-25	P-1	A-1	483,905.84	488,671.00	4.48	0.52	02-13-25
400,000	89233GYM2	Toyota Motor Credit 0.000% Due 11-21-25	P-1	A-1+	387,058.11	390,557.20	4.47	0.56	02-25-25
200,000	06369MAG8	BMO 0.000% Due 01-16-26	P-1	A-1	193,760.00	194,002.80	4.29	0.70	04-21-25
Accrued Interest						0.00			
					2,962,288.88	2,998,990.95	4.40	0.38	
<b>MONEY MARKET FUND</b>									
	USBMMF	First American Treasury Obligations Fund			31,504.57	31,504.57	4.20		
<b>TOTAL PORTFOLIO</b>					19,379,263.17	19,589,808.60	3.92	1.83	

**Disclosures:**

RedTree's internal accounting system is used as the source of the market value of this account. Although obtained from a source believed to be reliable, we cannot guarantee its accuracy. You should review all account statements provided by the custodian and compare with the statements provided by RedTree.

Questions? Call 888.596.2293 or email [info@redtreeinv.com](mailto:info@redtreeinv.com)

Monthly Activity Reports  
**Medina City School District**  
**US Bank Custodian Acct Ending x70982**  
 From 04-01-25 Through 04-30-25

## GROSS INTEREST INCOME

Ex-Date	Pay-Date	Security	Amount
<b>U.S. GOVERNMENT AGENCY NOTES</b>			
04-21-25	04-21-25	Federal Farm Credit Bank 4.250% Due 10-20-28	17,000.00
04-24-25	04-24-25	Federal Farm Credit Bank 5.000% Due 10-24-28	18,125.00
04-30-25	04-30-25	Federal Natl Mtg Assoc 5.000% Due 10-30-29	12,500.00
			47,625.00
<b>U.S. TREASURY NOTES</b>			
04-28-25	04-29-25	US Treasury Note 0.250% Due 05-31-25	-453.30
04-30-25	04-30-25	US Treasury Note 3.500% Due 04-30-28	8,750.00
04-30-25	04-30-25	US Treasury Note 4.625% Due 04-30-29	6,937.50
			15,234.20
<b>MONEY MARKET FUND</b>			
04-02-25	04-02-25	First American Treasury Obligations Fund	2,223.68
<b>GROSS INCOME</b>			<b>65,082.88</b>

**Disclosures:**

RedTree's internal accounting system is used as the source of the market value of this account. Although obtained from a source believed to be reliable, we cannot guarantee its accuracy. You should review all account statements provided by the custodian and compare with the statements provided by RedTree.

Questions? Call 888.596.2293 or email [info@redtreeinv.com](mailto:info@redtreeinv.com)

**Purchase and Sale**  
**Medina City School District**  
**US Bank Custodian Acct Ending x70982**  
 From 04-01-25 Through 04-30-25

Trade Date	Settle Date	Quantity	Security	Unit Price	Amount
<b>PURCHASES</b>					
04-16-2025	04-21-2025	200,000	BMO 0.000% Due 01-16-26	96.88	193,760.00
04-28-2025	04-29-2025	440,000	US Treasury Note 0.250% Due 05-31-25	99.64	438,401.56
					632,161.56

**Disclosures:**

RedTree's internal accounting system is used as the source of the market value of this account. Although obtained from a source believed to be reliable, we cannot guarantee its accuracy. You should review all account statements provided by the custodian and compare with the statements provided by RedTree.

Questions? Call 888.596.2293 or email [info@redtreeinv.com](mailto:info@redtreeinv.com)



**Realized Gains/Losses**  
**Medina City School District**  
**US Bank Custodian Acct Ending x70982**  
 From 04-01-25 Through 04-30-25

Open Date	Close Date	Quantity	Security	Cost Basis	Proceeds	Gain or Loss	
						Short Term	Long Term
TOTAL GAINS						0.00	0.00
TOTAL LOSSES						0.00	0.00
TOTAL REALIZED GAIN/LOSS				0.00		0.00	0.00

**Disclosures:**

RedTree's internal accounting system is used as the source of the market value of this account. Although obtained from a source believed to be reliable, we cannot guarantee its accuracy. You should review all account statements provided by the custodian and compare with the statements provided by RedTree.

Questions? Call 888.596.2293 or email [info@redtreeinv.com](mailto:info@redtreeinv.com)



**Fifth Third  
Securities**

Fifth Third Securities, Inc., member FINRA, SIPC

MD 1M082A  
5050 Kingsley Drive  
Cincinnati, OH 45263  
800-837-3652

## Brokerage Account Statement

April 1, 2025 - April 30, 2025

Account Number: [REDACTED]

MEDINA CITY SCHOOLS  
739 WEYMOUTH RD  
MEDINA OH 44256-2037

**Your Investment Executive:**  
CARTER & SAVAGE

### Portfolio at a Glance

	This Period	Year-to-Date
<b>BEGINNING ACCOUNT VALUE</b>	\$6,214,893.45	\$6,162,420.50
Net Cash Deposits and Withdrawals	972,344.83	954,844.29
<b>Adjusted Previous Account Value</b>	7,187,238.28	7,117,264.79
Dividends, Interest and Other Income	14,433.58	39,430.55
<b>Net Change in Portfolio<sup>1</sup></b>	23,702.75	68,679.27
<b>ENDING ACCOUNT VALUE</b>	\$7,225,374.61	\$7,225,374.61
Accrued Interest	\$18,003.14	
<b>Account Value with Accrued Interest</b>	\$7,243,377.75	

<sup>1</sup> Net Change in Portfolio is the difference between the ending account value and beginning account value after activity.

### Asset Summary

Percent	Asset Type	Last Period	This Period
1%	Cash, Money Funds, and Bank Deposits	-472,242.55	20,292.11
99%	Fixed Income	6,687,136.00	7,205,082.50
100%	<b>Account Total</b>	<b>\$6,214,893.45</b>	<b>\$7,225,374.61</b>

Please review your allocation periodically with your Investment Executive.

### Client Service Information

**Your Investment Executive:**  
CARTER & SAVAGE

#### Client Service Information

**Service Hours:** Monday - Friday 08:00 a.m. - 05:00 p.m. (EST)

**Client Service Telephone Number:** (800) 837-3652

**Web Site:** WWW.53.COM

## Your Account Information

### TAX LOT DEFAULT DISPOSITION METHOD

Default Method for Mutual Funds: First In First Out  
 Default Method for Stocks in a Dividend Reinvestment Plan: First In First Out  
 Default Method for all Other Securities: First In First Out

### BOND AMORTIZATION ELECTIONS

Amortize premium on taxable bonds based on Constant Yield Method: Yes  
 Accrual market discount method for all other bond types: Constant Yield Method  
 Include market discount in income annually: No

### ELECTRONIC DELIVERY

Congratulations! All your documents are enrolled for electronic delivery.  
 Please log in to your account or contact your Investment Executive to make any changes to your electronic delivery preferences.

**E-mail notifications are delivered to the following e-mail**

**address(es):**

chambersd@medinabees.org

gregorym@medinabees.org

\*chambersd@medinabees.org is on file for these documents

## Money Market Fund Detail

Date	Activity Type	Description	Amount	Balance
<b>Sweep Money Market Fund</b>				
<b>FEDERATED HERMES GOVT OBLIG IS</b>				
Current Yield: 4.20% Activity Ending: 04/30/25				
04/01/25	Opening Balance		23,561.59	23,561.59
04/01/25	Deposit	MONEY FUND PURCHASE	4,491.00	28,052.59
04/02/25	Withdrawal	MONEY FUND REDEMPTION	28,052.59	0.00
04/02/25	Withdrawal	SHARES REDEEMED	-3.24	-3.24
04/02/25	Deposit	ACCRUED DIVIDEND CREDIT	3.24	0.00
04/07/25	Deposit	MONEY FUND PURCHASE	12,767.83	12,767.83
04/08/25	Deposit	MONEY FUND PURCHASE	7,496.43	20,264.26
04/15/25	Deposit	MONEY FUND PURCHASE	7,500.00	27,764.26
04/17/25	Withdrawal	MONEY FUND REDEMPTION	27,764.26	0.00
04/17/25	Withdrawal	SHARES REDEEMED	-24.25	-24.25
04/17/25	Deposit	ACCRUED DIVIDEND CREDIT	24.25	0.00
04/21/25	Deposit	MONEY FUND PURCHASE	27,788.51	27,788.51
04/30/25	Withdrawal	MONEY FUND REDEMPTION	7,527.49	20,261.02
04/30/25	Deposit	INCOME REINVEST	31.09	20,292.11
04/30/25	Closing Balance			\$20,292.11
<b>Total All Money Market Funds</b>				<b>\$20,292.11</b>

## Messages

Although a money market mutual fund (money fund) seeks to preserve the value of your investment at \$1 per share, it is possible to lose money by investing in a money fund. Shares of a money fund or the balance of a bank deposit product held in your brokerage account may be liquidated upon request with the proceeds credited to your brokerage account.



**Fifth Third  
Securities**

Fifth Third Securities, Inc. member FINRA, SIPC

MD 1M082A  
5050 Kingsley Drive  
Cincinnati, OH 45263  
800-837-3652

April 1, 2025 - April 30, 2025  
MEDINA CITY SCHOOLS

## Messages (continued)

Please see the money fund's prospectus or the bank deposit product's disclosure document or contact your advisor for additional information. Pursuant to SEC Rule 10b-10(b)(1) confirmations are not sent for purchases into money funds processed on the sweep platform. Pursuant to applicable regulation, account statements will be produced monthly or quarterly. Balances in Federal Deposit Insurance Corporation (FDIC)-insured bank deposit sweep products are not protected by Securities Investor Protection Corporation (SIPC). Securities are not backed or guaranteed by any bank, nor are they insured by the FDIC. Additionally, securities are subject to investment risk including possible loss of principal.

### FINRA BrokerCheck

Customers wishing to learn more about their investment professional can contact the FINRA BrokerCheck Hotline Number at 1 800 289 9999 or visit the FINRA Regulation website [www.finra.org](http://www.finra.org). Customers can also obtain an investor brochure that includes information describing the FINRA BrokerCheck program by contacting Brokerage Operations at 1 888 889 1025.

### Routing of Orders

Fifth Third Securities, Inc. ("FTS") utilizes Pershing, LLC. for its order executions with the exception of certain orders facilitated by its Equity Trading Desk, such as those executed pursuant to certain open market share repurchase programs and at the market offerings for issuer clients. The Equity Trading Desk, absent specific order routing instructions from account holders, transmits orders for execution to various venues based on a number of factors. These factors include, but are not limited to: the ability of a market center to execute the orders at or superior to the publicly quoted market; the speed of execution; the availability of efficient, automated transaction processing; liquidity enhancement opportunities; trading characteristics of the particular securities; and the extent to which different markets may be more suitable for different types of orders or different securities.

FTS is a customer of Pershing, LLC. where Pershing, LLC. provides certain securities clearance services. For transactions executed by the Equity Trading Desk, FTS receives remuneration for directing orders to a particular broker or dealer and routes orders to market centers, national securities exchanges, alternative trading systems, electronic communication networks, and broker dealers that offer credits for certain types of orders, while assessing fees for other types of orders. Credits offered by a market center that exceed the charges assessed, will result in a market center making a payment to FTS in relation to the orders. Such remuneration, if any, is considered compensation to FTS.

Quarterly reports containing information regarding order routing for held orders (when you have not given FTS price and time discretion for your order) are available via [www.53.com](http://www.53.com). Should you wish to receive information regarding your not held orders (when you have given FTS price and time discretion for your order) for the past six months please contact 1 866 671 5353.

### MSRB Customer Disclosure

Fifth Third Securities, Inc. is registered with the U.S. Securities and Exchange Commission and the Municipal Securities Rulemaking Board ("MSRB"). For more information about the MSRB, please visit [www.msrb.org](http://www.msrb.org). There is a MSRB Investor Brochure available on the MSRB website that describes the protections available under MSRB rules and how to file a complaint with an appropriate regulatory authority.

### FDIC Disclosure

Securities are not backed or guaranteed by any bank, nor are they insured by the FDIC. Additionally, securities are subject to investment risk including possible loss of principal.

## Portfolio Holdings

Opening Date	Quantity	Account Number	Activity Ending	Opening Balance	Closing Balance	Accrued Income	Income This Year	30-Day Yield	Current Yield
<b>CASH, MONEY FUNDS AND BANK DEPOSITS 1.00% of Portfolio</b>									
<b>Cash Balance</b>				-495,804.14	0.00				
<b>Money Market</b>									
FEDERATED HERMES GOVT OBLIG IS									
04/01/25	20,292.1100	N/A	04/30/25	23,561.59	20,292.11	0.00	4,230.55	4.20%	4.20%
<b>Total Money Market</b>				\$23,561.59	\$20,292.11	\$0.00	\$4,230.55		
<b>TOTAL CASH, MONEY FUNDS AND BANK DEPOSITS</b>				-\$472,242.55	\$20,292.11	\$0.00	\$4,230.55		

Date Acquired	Quantity	Unit Cost	Current Cost Basis	Market Price	Market Value	Unrealized Gain/Loss	Accrued Interest
FIXED INCOME 99.00% of Portfolio (In Maturity Date Sequence)							
U.S. Treasury Securities							
UNITED STATES TREAS NTS 2.250% 02/15/27 B/E DTD 02/15/17 1ST			Security Identifier: 912828V98				
CPN DTE 08/15/17 CPN PMT SEMI ANNUAL ON FEB 15 AND AUG 15							
Moody Rating Aaa							
03/26/25	500,000.0000	96.9340	484,667.97	97.5510	487,755.00	3,087.03	2,299.72
			Original Cost Basis: \$484,667.97				
UNITED STATES TREAS NTS 2.750% 04/30/27 B/E DTD 04/30/22 1ST			Security Identifier: 91282CEN7				
CPN DTE 10/31/22 CPN PMT SEMI ANNUAL ON APR 30 AND OCT 31							
Moody Rating Aaa							
03/26/25	500,000.0000	97.5900	487,949.22	98.3200	491,600.00	3,650.78	0.00
			Original Cost Basis: \$487,949.22				
Total U.S. Treasury Securities			\$972,617.19		\$979,355.00	\$6,737.81	\$2,299.72
	1,000,000.0000						

### U.S. Government Bonds

FEDERAL FARM CR BKS CONS SYSTEMWIDE BDS 0.530% 07/29/25			Security Identifier: 3133EMFC1				
B/E DTD 10/29/20 CALLABLE 05/05/25 @ 100.000 1ST CPN DTE							
01/29/21 CPN PMT SEMI ANNUAL ON JAN 29 AND JUL 29 Moody							
Rating Aaa S & P Rating AA+							
08/04/21 <sup>*,3,12</sup>	1,000,000.0000	99.8500	998,500.00	99.0640	990,640.00	-7,860.00	1,339.72
			Original Cost Basis: \$998,500.00				
FEDERAL FARM CR BKS CONS SYSTEMWIDE BDS 0.610% 08/25/25			Security Identifier: 3133EL4W1				
B/E DTD 08/25/20 CALLABLE 05/05/25 @ 100.000 1ST CPN DTE							
02/25/21 CPN PMT SEMI ANNUAL ON FEB 25 AND AUG 25 Moody							
Rating Aaa S & P Rating AA+							
08/19/20 <sup>*,3,12</sup>	1,000,000.0000	100.0000	1,000,000.00	98.8260	988,260.00	-11,740.00	1,101.39
			Original Cost Basis: \$1,000,000.00				



**Fifth Third  
Securities**

Fifth Third Securities, Inc., member FINRA, SIPC

MD 1M0B2A  
5050 Kingsley Drive  
Cincinnati, OH 45263  
800-837-3652

April 1, 2025 - April 30, 2025  
MEDINA CITY SCHOOLS

### Portfolio Holdings (continued)

Date Acquired	Quantity	Unit Cost	Current Cost Basis	Market Price	Market Value	Unrealized Gain/Loss	Accrued Interest
<b>FIXED INCOME (continued)</b>							
<b>U.S. Government Bonds (continued)</b>							
FEDERAL HOME LN BKS 1.500% 04/14/26 B/E DTD 04/14/21				Security Identifier: 3130ALVT8			
CALLABLE 1ST CPN DTE 10/14/21 CPN PMT SEMI ANNUAL ON APR 14							
AND OCT 14 Moody Rating Aaa S & P Rating AA+							
03/30/21 <sup>*,3,12</sup>	1,000,000.0000	100.0000	1,000,000.00	97.7130	977,130.00	-22,870.00	666.67
				Original Cost Basis: \$1,000,000.00			
FEDERAL HOME LN BKS 1.500% 09/30/26 B/E DTD 09/30/21				Security Identifier: 3130ANZM5			
CALLABLE 06/30/25 @ 100.000 1ST CPN DTE 03/30/22 CPN PMT							
SEMI ANNUAL ON MAR 30 AND SEP 30 Moody Rating Aaa S & P							
Rating AA+							
10/15/21 <sup>*,3,12</sup>	700,000.0000	99.8570	698,999.00	96.9760	678,832.00	-20,167.00	875.00
				Original Cost Basis: \$698,999.00			
FEDERAL HOME LN BKS 2.250% 12/22/26 B/E DTD 12/22/21 CALLABLE				Security Identifier: 3130AQ2B8			
06/22/25 @ 100.000 1ST CPN DTE 06/22/22 CPN PMT SEMI							
ANNUAL ON JUN 22 AND DEC 22 Moody Rating Aaa S & P Rating AA+							
04/16/25	500,000.0000	98.1300	490,650.00	98.3200	491,600.00	950.00	4,000.00
				Original Cost Basis: \$490,650.00			
FEDERAL HOME LN MTG CORP MEDIUM TERM NTS FED DTD				Security Identifier: 3134HBFQ9			
3/27/2025 4.250% 09/27/28 B/E DTD 03/27/25 CALLABLE 03/27/26							
@ 100.000 1ST CPN DTE 09/27/25 CPN PMT SEMI ANNUAL ON MAR							
27 AND SEP 27 Moody Rating Aaa S & P Rating AA+							
03/31/25	500,000.0000	100.0000	500,000.00	99.9410	499,705.00	-295.00	1,947.92
				Original Cost Basis: \$500,000.00			
<b>Total U.S. Government Bonds</b>			\$4,688,149.00		\$4,626,167.00	-\$61,982.00	\$9,930.70
	4,700,000.0000						
<b>Municipal Bonds</b>							
CENTERVILLE OHIO CITY SCH DIST TAXABLE UNLTD TAX GO IMPT				Security Identifier: 152239JX8			
REF BDS 2020 0.819% 12/01/25 B/E DTD 09/17/20 1ST CPN DTE							
12/01/20 CPN PMT SEMI ANNUAL ON JUN 01 AND DEC 01							
***TAXABLE*** Moody Rating Aa1							
05/05/21 <sup>*,3,12</sup>	250,000.0000	100.0400	250,100.63	98.1530	245,382.50	-4,718.13	847.44
				Original Cost Basis: \$250,256.65			

## Portfolio Holdings (continued)

Date Acquired	Quantity	Unit Cost	Current Cost Basis	Market Price	Market Value	Unrealized Gain/Loss	Accrued Interest	
FIXED INCOME (continued)								
Municipal Bonds (continued)								
FRANKLIN CNTY OHIO TAXABLE GO LTD TAX VAR PURP REF BDS			Security Identifier: 3531727W3					
2021 B 0.850% 06/01/26 B/E DTD 07/07/21 1ST CPN DTE 12/01/21								
CPN PMT SEMI ANNUAL ON JUN 01 AND DEC 01 ***TAXABLE***								
Moody Rating Aaa S & P Rating AAA								
06/17/21 <sup>3,12</sup>	1,400,000.0000	100.0000	1,400,000.00	96.7270	1,354,178.00	-45,822.00	4,925.28	
			Original Cost Basis: \$1,400,000.00					
Total Municipal Bonds			\$1,650,100.63		\$1,599,560.50	-\$50,540.13	\$5,772.72	
	1,650,000.0000							
TOTAL FIXED INCOME			\$7,310,866.82		\$7,205,082.50	-\$105,784.32	\$18,003.14	
	7,350,000.0000							
			Current Cost Basis		Market Value	Unrealized Gain/Loss	Accrued Interest	Estimated Annual Income
Total Portfolio Holdings			\$7,331,158.93		\$7,225,374.61	-\$105,784.32	\$18,003.14	\$4,230.55

\* Noncovered under the cost basis rules as defined below.

Generally, securities acquired before 2011, in retirement accounts or held by Non-U.S. entities are not subject to the cost basis reporting rules set forth in the Internal Revenue Code of 1986, as amended by the Emergency Economic Stabilization Act of 2008, and are marked as "noncovered". Securities marked as "covered", were identified as securities potentially subject to the cost basis reporting rules and may be reported to the IRS on form 1099-B for the applicable tax year in which the securities are disposed.

Note: In the event where we cannot easily determine the taxability of an account, we may mark the account as noncovered. However, if the account does not receive a 1099B, the cost basis will not be reported to the IRS.

Cost Basis on fixed income securities may be adjusted for amortization, accretion, original issue discount adjustments, or principal paydowns. The calculation is based upon the taxpayer election, type of fixed income security, and certain attributes, obtained from sources believed to be reliable. In the event, one or more of these attributes is changed, there may be a temporary incorrect adjusted cost basis reflected until the cost basis system is amended to reflect this change. These calculations will not be performed under certain circumstances, including those involving foreign bonds, bonds sold short or bonds issued with less than one year to maturity. This information is meant as a general guide and you should consult your tax advisor in the preparation of your tax returns.

<sup>3</sup> The cost basis of this security has been provided to us by you or your introducing firm and Pershing makes no representation as to the accuracy of this information.

<sup>12</sup> Pershing has received updated cost basis information, therefore cost basis provided on previous client brokerage statements may differ from the new cost basis reported in this section.

## Portfolio Holdings Disclosures

### Pricing

This section includes the net market value of the securities in your account on a trade date basis, including short positions, at the close of the statement period. The market prices, unless otherwise noted, have been obtained from independent vendor services, which we believe to be reliable. In some cases the pricing vendor may provide prices quoted by a single broker or market maker. Market prices do not constitute a bid or an offer, and may differ from the actual sale price. Securities for which a price is not available are marked "N/A" and are omitted from the Total.

THE AS OF PRICE DATE ONLY APPEARS WHEN THE PRICE DATE DOES NOT EQUAL THE STATEMENT DATE.



**Fifth Third  
Securities**

Fifth Third Securities, Inc., member FINRA, SIPC

MD 1M082A  
5050 Kingsley Drive  
Cincinnati, OH 45263  
800-837-3652

April 1, 2025 - April 30, 2025  
MEDINA CITY SCHOOLS

## Portfolio Holdings Disclosures (continued)

### Estimated Annual Figures

The estimated annual income (EAI) and estimated annual yield (EAY) figures are estimates and for informational purposes only. These figures are not considered to be a forecast or guarantee of future results. These figures are computed using information from providers believed to be reliable; however, no assurance can be made as to the accuracy. Since interest and dividend rates are subject to change at any time, and may be affected by current and future economic, political, and business conditions, they should not be relied on for making investment, trading, or tax decisions. These figures assume that the position quantities, interest and dividend rates, and prices remain constant. A capital gain or return of principal may be included in the figures for certain securities, thereby overstating them. Refer to [www.bny.com/pershing/us/en/disclosures.html](http://www.bny.com/pershing/us/en/disclosures.html) for specific details as to formulas used to calculate the figures. Accrued interest represents interest earned but not yet received.

### Reinvestment

The dollar amount of Mutual Fund distributions, Money Market Fund dividend income, Bank Deposit interest income, or dividends for other securities shown on your statement may have been reinvested. You will not receive confirmation of these reinvestments. Upon written request to your financial institution, information pertaining to these transactions, including the time of execution and the name of the person from whom your security was purchased, may be obtained. In dividend reinvestment transactions, Pershing acts as your agent and receives payment for order flow.

### Option Disclosure

Information with respect to commissions and other charges incurred in connection with the execution of option transactions has been included in confirmations previously furnished to you. A summary of this information is available to you promptly upon your written request directed to your introducing firm. In order to assist your introducing firm in maintaining current background and financial information concerning your option accounts, please promptly advise them in writing of any material change in your investment objectives or financial situation. Expiring options which are valuable are exercised automatically pursuant to the exercise by exception procedure of the Options Clearing Corporation. Additional information regarding this procedure is available upon written request to your introducing firm.

### Foreign Currency Transactions

Pershing will execute foreign currency transactions as principal for your account. Pershing may automatically convert foreign currency to or from U.S. dollars for dividends and similar corporate action transactions unless you instruct your financial organization otherwise. Pershing's currency conversion rate will not exceed the highest interbank conversion rate identified from customary banking sources on the conversion date or the prior business day, increased by up to 1%, unless a particular rate is required by applicable law. Your financial organization may also increase the currency conversion rate. This conversion rate may differ from rates in effect on the date you executed a transaction, incurred a charge, or received a credit. Transactions converted by agents (such as depositories) will be billed at the rates such agents use.

### Proxy Vote

Securities not fully paid for in your margin account may be lent by Pershing to itself or others in accordance with the terms outlined in the Margin Agreement. The right to vote your shares held on margin may be reduced by the amount of shares on loan. The Proxy Voting Instruction Form sent to you may reflect a smaller number of shares entitled to vote than the number of shares in your margin account.

### Ratings

This statement may contain credit rating information obtained from Standard & Poor's. Reproducing and distributing any information received from Standard & Poor's is not permitted without prior written authorization from Standard & Poor's. Standard & Poor's does not guarantee the accuracy, completeness, timeliness or availability of any information. Standard & Poor's is not responsible for any errors or omissions, regardless of the cause, or for the results of using such content. Standard & Poor's makes no express or implied warranties including warranties of merchantability or fitness for a particular purpose. Standard & Poor's shall not be legally responsible for any fees, costs, expenses or losses in connection with the use of their content. Credit ratings are opinions and not statements of facts; are not recommendations to purchase, hold or sell securities; and do not address suitability for investment purpose. Credit ratings should not be relied upon as investment advice.





## Portfolio Holdings Disclosures (continued)

### Variable Rate Securities

Interest rate data for certain complex and/or variable rate securities is provided to Pershing by third-party data service providers pursuant to contractual arrangements. Although we seek to use reliable sources of information, the accuracy, reliability, timeliness, and completeness of interest rate data may vary sometimes, particularly for complex and/or variable rate securities and those with limited or no secondary market. As a result, we can offer no assurance as to the accuracy, reliability, timeliness, or completeness of interest rate data for such securities. Pershing may also occasionally make interest rate updates and adjustments based on its reasonable efforts to obtain accurate, reliable, timely, and/or complete interest rate data from other data sources, but we can similarly provide no assurance that those rates or adjustments will be accurate, reliable, timely, or complete.

When updated interest rate data is received from a third-party data service provider or adjusted by Pershing, the updated data will be reflected in various sources where interest rate data is used or viewed, including both paper and electronic communications and data sources. Prior use or communication of interest rate-related data will not be revised. Since variable interest rates may be subject to change at any time and are only as accurate as the data received from third-party data service providers or otherwise obtained by Pershing, interest rate data should not be relied on for making investment, trading, or tax decisions. All interest rate data and other information derived from and/or calculated using interest rates are not warranted as to accuracy, reliability, timeliness, or completeness and are subject to change without notice. Pershing disclaims any responsibility or liability to the fullest extent permitted by applicable law for any loss or damage arising from any reliance on or use of the interest rate data or other information derived from and/or calculated using interest rates in any way. You should request a current valuation for your securities from your financial adviser or broker prior to making a financial decision or placing an order or requesting a transaction in these securities.

### Structured Products

Structured products in this section are complex products and may be subject to special risks, which may include, but are not limited to: loss of initial investment; issuer credit risk; limited or no appreciation; risks associated with the underlying reference asset(s); no periodic payments; call prior to maturity (a redemption could affect the yield represented); early redemption fees or other applicable fees; price volatility resulting from issuer's and/or guarantor's credit quality; lower interest rates and/or yield compared to conventional debt with a comparable maturity; unique tax implications; concentration risk of owning the related security; limited or no secondary market; restrictions on transferability; conflicts of interest; and limits on participation in appreciation of underlying asset(s). To review a complete list of risks, please refer to the offering documents for the structured product. For more information about the risks specific to your structured products, you should contact your financial institution or advisor. Certain structured products are designed to make periodic distributions to you and any such structured product distributions you receive will be listed in the Transactions section of your statement. Structured product distributions may be listed there as "Bond Interest Received"; however, this description is not intended to reflect a determination as to either the asset classification of the product or the U.S. tax treatment of such distributions.

## Activity Summary (All amounts shown are in base currency)

	Credits This Period	Debits This Period	Net This Period	Credits Year-to-Date	Debits Year-to-Date	Net Year-to-Date
<b>Securities</b>						
Securities Bought	0.00	-494,243.75	-494,243.75	0.00	-1,973,982.73	-1,973,982.73
<b>Total Securities</b>	<b>\$0.00</b>	<b>-\$494,243.75</b>	<b>-\$494,243.75</b>	<b>\$0.00</b>	<b>-\$1,973,982.73</b>	<b>-\$1,973,982.73</b>
<b>Dividends and Interest</b>	<b>\$14,433.58</b>	<b>\$0.00</b>	<b>\$14,433.58</b>	<b>\$39,430.55</b>	<b>\$0.00</b>	<b>\$39,430.55</b>
<b>Distributions</b>	<b>\$0.00</b>	<b>\$0.00</b>	<b>\$0.00</b>	<b>\$1,000,000.00</b>	<b>\$0.00</b>	<b>\$1,000,000.00</b>
<b>Cash</b>						
Withdrawals	0.00	-29,395.35	-29,395.35	0.00	-46,895.89	-46,895.89
Deposits	1,001,740.18	0.00	1,001,740.18	1,001,740.18	0.00	1,001,740.18
<b>Total Cash</b>	<b>\$1,001,740.18</b>	<b>-\$29,395.35</b>	<b>\$972,344.83</b>	<b>\$1,001,740.18</b>	<b>-\$46,895.89</b>	<b>\$954,844.29</b>
<b>Totals</b>	<b>\$1,016,173.76</b>	<b>-\$523,639.10</b>	<b>\$492,534.66</b>	<b>\$2,041,170.73</b>	<b>-\$2,020,878.62</b>	<b>\$20,292.11</b>



**Fifth Third  
Securities**

Fifth Third Securities, Inc., member FINRA, SIPC

MD 1M082A  
5050 Kingsley Drive  
Cincinnati, OH 45263  
800-837-3652

April 1, 2025 - April 30, 2025  
MEDINA CITY SCHOOLS

## Transactions by Type of Activity

Process/ Settlement Date	Trade/ Transaction Date	Activity Type	Description	Quantity	Price	Accrued Interest	Amount	Currency
<b>Securities Bought and Sold</b>								
04/17/25	04/16/25	PURCHASED FHLN5308498	FEDERAL HOME LN BKS 2.250% 12/22/26 B/E DTD 12/22/21 CLB SOLICITED YLD 3.850 TO MAT	500,000.0000	98.1300	-3,593.75	-494,243.75	USD
<b>Total Securities Bought and Sold - U.S. DOLLARS</b>						-3,593.75	-494,243.75	
<b>Dividends and Interest</b>								
04/02/25		MONEY MARKET FUND INCOME RECEIVED Non-Qualified PER980759	FEDERATED HERMES GOV OBLIGATIONS INSTL SH INCOME REDEEMED				3.24	USD
04/14/25		BOND INTEREST RECEIVED 3130ALVT8	1000000 FEDERAL HOME LN BKS 1.500% 04/14/26 B/E DTD 04/14/21 CLB RD 04/11 PD 04/14/25				7,500.00	USD
04/17/25		MONEY MARKET FUND INCOME RECEIVED Non-Qualified PER980759	FEDERATED HERMES GOV OBLIGATIONS INSTL SH INCOME REDEEMED				24.25	USD
04/30/25		MONEY MARKET FUND INCOME RECEIVED Non-Qualified PER980759	FEDERATED HERMES GOV				31.09	USD
04/30/25		BOND INTEREST RECEIVED 91282CEN7	500000 UNITED STATES TREAS NTS 2.750% 04/30/27 B/E DTD 04/30/22 RD 04/29 PD 04/30/25				6,875.00	USD
<b>Total Dividends and Interest - U.S. DOLLARS</b>						0.00	14,433.58	
<b>Cash Withdrawals and Deposits</b>								
04/04/25		FEDERAL FUNDS RECEIVED USD999997	THE HUNTINGTON NATION AL BANK FDF2504044265200				500,000.00	USD
04/04/25		FEDERAL FUNDS SENT USD999997	THE HUNTINGTON NATION				-7,496.43	USD
04/07/25		FEDERAL FUNDS SENT USD999997	THE HUNTINGTON NATION				-7,496.43	USD
04/07/25		FED WIRE RETURNED USD999997	WF RET AO 04/04/25 THE HUNTINGTON BANK NAME & ACCT MISMATCH				7,496.43	USD

## Transactions by Type of Activity (continued)

Process/ Settlement Date	Trade/ Transaction Date	Activity Type	Description	Quantity	Price	Accrued Interest	Amount	Currency
<b>Cash Withdrawals and Deposits (continued)</b>								
04/17/25		FEDERAL FUNDS RECEIVED USD999997	THE HUNTINGTON NATION AL BANK FDF				494,243.75	USD
04/30/25		FEDERAL FUNDS SENT USD999997	THE HUNTINGTON NATION				-14,402.49	USD
<b>Total Cash Withdrawals and Deposits - U.S. DOLLARS</b>						0.00	972,344.83	
<b>Total Value of Transactions</b>						-3,593.75	492,534.66	USD

The price and quantity displayed may have been rounded.

## Additional Information

Description	This Period	Year-to-Date
Securities Bought and Sold	\$494,243.75	\$1,973,982.73
Principal Payments	\$0.00	\$1,000,000.00

## Summary of Gains and Losses

	Realized This Period	Realized Year-to-Date	Unrealized
Short-Term Gain/Loss	0.00	0.00	7,392.81
Long-Term Gain/Loss	0.00	5,770.00	-113,177.13
<b>Net Gain/Loss</b>	<b>0.00</b>	<b>5,770.00</b>	<b>-105,784.32</b>

This summary excludes transactions where cost basis information is not available.

## Accrued Interest Summary

	Current Period		Year-to-Date	
	Taxable	Non Taxable	Taxable	Non Taxable
<b>Accrued Interest Paid</b>				
U.S. Treasury Securities	0.00	0.00	-6,826.65	0.00
U.S. Government Bonds	-3,593.75	0.00	-3,888.89	0.00
<b>Total Accrued Interest Paid</b>	<b>-\$3,593.75</b>	<b>\$0.00</b>	<b>-\$10,715.54</b>	<b>\$0.00</b>

## Income and Expense Summary

	Current Period		Year-to-Date	
	Taxable	Non Taxable	Taxable	Non Taxable
<b>Dividend Income</b>				
Money Market-Non-Qualified	58.58	0.00	4,230.55	0.00
<b>Interest Income</b>				
U.S. Treasury Securities	6,875.00	0.00	6,875.00	0.00
U.S. Government Bonds	7,500.00	0.00	28,325.00	0.00
<b>Total Income</b>	<b>\$14,433.58</b>	<b>\$0.00</b>	<b>\$39,430.55</b>	<b>\$0.00</b>

# Brokerage

## Account Statement

Scan for  
Online AccessApril 1, 2025 - April 30, 2025  
Account Number: [REDACTED]MEDINA CITY SCHOOLS  
739 WEYMOUTH RD  
MEDINA OH 44256-2037

### Portfolio at a Glance

	This Period
<b>BEGINNING ACCOUNT VALUE</b>	<b>\$9,434,453.54</b>
Deposits (Cash & Securities)	740,027.52
Withdrawals (Cash & Securities)	-532,829.30
Dividends, Interest and Other Income	33,413.94
<b>Net Change in Portfolio<sup>1</sup></b>	<b>-677.19</b>
<b>ENDING ACCOUNT VALUE</b>	<b>\$9,674,388.51</b>
Estimated Annual Income	\$415,011.30

<sup>1</sup> Net Change in Portfolio is the difference between the ending account value and beginning account value after activity.

### Asset Summary

Percent	Asset Type	Last Period	This Period
1%	Cash, Money Funds, and Bank Deposits	40,852.46	33,437.10
99%	Fixed Income	9,393,601.08	9,640,951.41
100%	<b>Account Total</b>	<b>\$9,434,453.54</b>	<b>\$9,674,388.51</b>

Please review your allocation periodically with your Account Executive.

### Client Service Information

Your Account Executive: ATT  
ANDREW CARDINALIContact Information  
E-Mail: customerservice@mbssecurities.comClient Service Information  
Service Hours: Weekdays 09:00 a.m. - 05:00 p.m. (EST)  
Client Service Telephone Number: (800) 967-9045  
Web Site: WWW.MBSSECURITIES.COM

## Your Account Information

### INVESTMENT OBJECTIVE

Investment Objective: NONE SPECIFIED

Please discuss your investment objective with your Account Executive.

### TAX LOT DEFAULT DISPOSITION METHOD

Default Method for Mutual Funds: First In First Out

Default Method for Stocks in a Dividend Reinvestment Plan: First In First Out

Default Method for all Other Securities: First In First Out

### BOND AMORTIZATION ELECTIONS

Amortize premium on taxable bonds based on Constant Yield Method: Yes

Accrual market discount method for all other bond types: Constant Yield Method

Include market discount in income annually: No

### ELECTRONIC DELIVERY

You have **not** enrolled any documents for electronic delivery. The following documents are available for electronic delivery:

Statements and Reports

Notifications

Tax Documents

Trade Confirmations

Prospectus

Proxy/Shareholder Communications

Please log in to your account or contact your Account Executive to make any changes to your electronic delivery preferences.

## Income and Expense Summary

	Current Period		Year-to-Date	
	Taxable	Non Taxable	Taxable	Non Taxable
<b>Interest Income</b>				
Bond Interest	33,412.67	0.00	141,010.86	0.00
Credit Interest	1.27	0.00	14.79	0.00
<b>Total Income</b>	<b>\$33,413.94</b>	<b>\$0.00</b>	<b>\$141,025.65</b>	<b>\$0.00</b>

## Accrued Interest Summary

	Current Period		Year-to-Date	
	Taxable	Non Taxable	Taxable	Non Taxable
<b>Accrued Interest Paid</b>				
Certificates of Deposit	-27.52	0.00	-58.44	0.00
<b>Total Accrued Interest Paid</b>	<b>-\$27.52</b>	<b>\$0.00</b>	<b>-\$58.44</b>	<b>\$0.00</b>

## Portfolio Holdings

Description	Quantity	Opening Balance	Closing Balance	Accrued Income	30-Day Yield
<b>CASH, MONEY FUNDS AND BANK DEPOSITS 1.00% of Portfolio</b>					
<b>Cash Balance</b>		40,852.46	33,437.10		

April 1, 2025 - April 30, 2025  
MEDINA CITY SCHOOLS

**Portfolio Holdings (continued)**

Description	Quantity	Opening Balance	Closing Balance	Accrued Income	30-Day Yield	
CASH, MONEY FUNDS AND BANK DEPOSITS (continued)						
TOTAL CASH, MONEY FUNDS AND BANK DEPOSITS		\$40,852.46	\$33,437.10	\$0.00		
Description	Quantity	Market Price	Market Value	Accrued Interest	Estimated Annual Income	Estimated Yield
FIXED INCOME 99.00% of Portfolio (In Maturity Date Sequence)						
Certificates of Deposit						
<sup>1</sup> CROSS RIV BK TEANECK NJ CTF DEP 4.850% 05/19/25 DTD 05/19/23 ACT/365 1ST CPN DTE 11/19/23 Security Identifier: 227563CJO	244,000.0000	100.0160	244,039.04	5,252.35	11,834.00	4.84%
BARCLAYS BK DEL RETAIL CTF DEP 3A2 INSTL CTF DEP 3.050% 06/02/25 DTD 06/02/22 ACT/360 Security Identifier: 06740KQS9	248,000.0000	99.8720	247,682.56	3,130.66	7,564.00	3.05%
EAGLEBANK BETHESDA MD CTF DEP 5.050% 07/21/25 DTD 07/21/23 ACT/365 1ST CPN DTE 08/21/23 Security Identifier: 27002YGD2	248,000.0000	100.1690	248,419.12	308.81	12,524.00	5.04%
GENERATIONS BK ROGERS ARK CTF DEP 3.400% 08/04/25 B/E DTD 08/03/22 ACT/365 CALLABLE 05/03/25 Security Identifier: 37149CAZO	248,000.0000	99.7780	247,449.44	623.74	8,432.00	3.40%
CAPITAL ONE NATL ASSN MCLEAN VA CTF DEP 3.350% 08/11/25 B/E DTD 08/10/22 ACT/365 Security Identifier: 14042RTP6	248,000.0000	99.7320	247,335.36	1,798.17	8,308.00	3.35%
FIRST ST BK WINCHESTER OHIO CTF DEP 3.500% 09/16/25 B/E DTD 09/16/22 ACT/365 Security Identifier: 33650TAG5	248,000.0000	99.7210	247,308.08	332.93	8,680.00	3.50%
FIRST INTERNET BK FISHERS IND CTF DEP 4.000% 09/29/25 DTD 09/28/22 ACT/365 1ST CPN DTE 10/28/22 Security Identifier: 32056GDQO	248,000.0000	99.9160	247,791.68	54.36	9,920.00	4.00%
CIBC BK USA CHICAGO IL CTF DEP 4.850% 11/25/25 DTD 05/25/23 ACT/365 1ST CPN DTE 11/25/23 Security Identifier: 12547CBL1	244,000.0000	100.3690	244,900.36	5,057.82	11,834.00	4.83%
MORGAN STANLEY PRIVATE BK NATL ASSN INSTL CTF DEP PROGRAM 3.200% 11/28/25 B/E DTD 05/31/22 Security Identifier: 61768U4L8	248,000.0000	99.4560	246,650.88	43.48	7,936.00	3.21%

## Portfolio Holdings (continued)

Description	Quantity	Market Price	Market Value	Accrued Interest	Estimated Annual Income	Estimated Yield
<b>FIXED INCOME (continued)</b>						
<b>Certificates of Deposit (continued)</b>						
UNITED PRAIRIE BK MTN LAKE MINN CTF DEP 5.300% 12/11/25 DTD 10/11/23 ACT/365 Security Identifier: 91134CCV1	248,000.0000	100.7050	249,748.40	684.21	13,144.00	5.26%
FIRST FNDTN BK IRVINE CA CTF DEP 4.900% 02/18/26 DTD 08/18/23 ACT/365 1ST CPN DTE 02/18/24 Security Identifier: 32026UX27	248,000.0000	100.6360	249,577.28	2,363.81	12,152.00	4.86%
UNITED FID BK FSB EVANSVILLE IND CTF DEP 4.350% 03/27/26 B/E DTD 09/27/24 ACT/365 Security Identifier: 910286HZ9	243,000.0000	100.2610	243,634.23	86.88	10,570.50	4.33%
GOLDEN BK NATL ASSN HOUSTON TEX CTF DEP 5.200% 04/20/26 DTD 10/20/23 ACT/365 1ST CPN DTE 04/20/24 Security Identifier: 38081GBA3	243,000.0000	101.0480	245,546.64	346.19	12,636.00	5.14%
WOOD & HUSTON BK MARSHALL MO CTF DEP 4.700% 06/30/26 DTD 06/30/23 ACT/365 1ST CPN DTE 07/30/23 Security Identifier: 978208AG1	248,000.0000	100.7300	249,810.40	0.00	11,656.00	4.66%
FRONTIER BK OMAHA NE CTF DEP 4.700% 07/14/26 DTD 07/14/23 ACT/365 1ST CPN DTE 08/14/23 Security Identifier: 35907XFG7	248,000.0000	100.7510	249,862.48	510.95	11,656.00	4.66%
SALLIE MAE BK SALT LAKE CITY UT CTF DEP 4.850% 08/10/26 DTD 08/09/23 ACT/365 1ST CPN DTE 02/09/24 Security Identifier: 795451DE0	246,000.0000	100.9670	248,378.82	2,615.01	11,931.00	4.80%
POPULAR BK NEW YORK BRH INSTL CTF DEP PROGRAM 4.950% 09/17/26 DTD 09/20/23 ACT/365 Security Identifier: 73317ACL4	246,000.0000	101.4460	249,557.16	1,367.83	12,177.00	4.87%
AMERICAN EXPRESS NATL BK BROKERED INTL CTF DEP PROGRAM INSTL CTF DEP 5.000% 09/21/26 DTD 09/20/23 Security Identifier: 02589AF31	243,000.0000	101.2460	246,027.78	1,364.79	12,150.00	4.93%
WESTERN ALLIANCE BK PHOENIX AZ CTF DEP 4.150% 09/28/26 B/E DTD 03/28/25 ACT/365 1ST CPN DTE 09/28/25 Security Identifier: 95763PWS6	248,000.0000	100.0590	248,146.32	930.51	10,292.00	4.14%
CITIBANK NATL ASSN SIOUX FALLS S D CTF DEP 5.100% 09/29/26 DTD 09/29/23 ACT/365 Security Identifier: 17312Q4A4	243,000.0000	101.3480	246,275.64	1,086.51	12,393.00	5.03%
JPMORGAN CHASE BK N A INSTL CTF DEP BOOK 4.500% 10/28/26 B/E DTD 10/28/24 ACT/365 CALLABLE 05/28/25 Security Identifier: 46657VNH9	244,000.0000	99.9990	243,997.56	5,535.12	10,980.00	4.50%

April 1, 2025 - April 30, 2025  
MEDINA CITY SCHOOLS

**Portfolio Holdings (continued)**

Description	Quantity	Market Price	Market Value	Accrued Interest	Estimated Annual Income	Estimated Yield
<b>FIXED INCOME (continued)</b>						
<b>Certificates of Deposit (continued)</b>						
SOUTHERN FIRST BK N A GREENVILLE S C CTF DEP 4.600% 11/27/26 DTD 05/26/23 ACT/365 Security Identifier: 84287PHU9	248,000.0000	100.8060	249,998.88	125.02	11,408.00	4.56%
MORGAN STANLEY BK N A SALT LAKE CITY UTAH CTF DEP 4.700% 01/19/27 B/E DTD 07/17/24 ACT/365 Security Identifier: 61690DTY4	248,000.0000	101.0410	250,581.68	3,289.23	11,656.00	4.65%
WEBBANK SALT LAKE CITY UTAH CTF DEP 4.550% 02/10/27 B/E DTD 02/10/25 ACT/365 CALLABLE 05/10/25 Security Identifier: 9475475Y7	248,000.0000	100.0230	248,057.04	618.30	11,284.00	4.54%
TOYOTA FINL SVGS BK HENDERSON NV CTF DEP 4.050% 04/05/27 B/E DTD 04/03/25 ACT/365 1ST CPN DTE 10/03/25 Security Identifier: 89235MRD5	248,000.0000	99.8990	247,749.52	742.98	10,044.00	4.05%
FIRST FED SVGS & LN ASSN LAKEWOOD OHIO CTF DEP 5.250% 06/28/27 DTD 06/28/24 ACT/365 Security Identifier: 32023HBT4	248,000.0000	101.0260	250,544.48	71.34	13,020.00	5.19%
ROLLSTONE BK & TR FITCHBURG MASS CTF DEP 3.550% 08/23/27 B/E DTD 08/22/22 ACT/365 Security Identifier: 77579AFG6	245,000.0000	98.7900	242,035.50	1,596.53	8,697.50	3.59%
AMERICAN NATL BK OMAHA NEB CTF DEP 4.400% 09/13/27 B/E DTD 09/13/24 ACT/365 CALLABLE 06/13/25 Security Identifier: 028402DC6	248,000.0000	100.0080	248,019.84	508.23	10,912.00	4.39%
VALLEY NATL BK PASSAIC N J CTF DEP 3.850% 09/17/27 B/E DTD 09/17/24 ACT/365 1ST CPN DTE 03/17/25 Security Identifier: 919853NY3	243,000.0000	99.3900	241,517.70	1,127.79	9,355.50	3.87%
EVOLVE BK & TR WEST MEMPHIS ARK CTF DEP 4.150% 10/25/27 B/E DTD 04/24/25 ACT/365 CALLABLE 04/24/26 Security Identifier: 300498AZ5	246,000.0000	99.5870	244,984.02	167.82	10,209.00	4.16%
FARMERS & MERCHANTS BK BERLIN WIS CTF DEP 5.550% 11/03/27 DTD 11/03/23 ACT/365 Security Identifier: 307811HT9	248,000.0000	100.7280	249,805.44	1,018.16	13,764.00	5.50%



**Portfolio Holdings (continued)**

Description	Quantity	Market Price	Market Value	Accrued Interest	Estimated Annual Income	Estimated Yield
<b>FIXED INCOME (continued)</b>						
<b>Certificates of Deposit (continued)</b>						
CFG CMNTY BK LUTHERVILLE MD CTF DEP 4.500% 01/31/28 B/E DTD 01/30/25 ACT/365 Security Identifier: 12527CJV5	248,000.0000	100.0150	248,037.20	2,751.78	11,160.00	4.49%
CENTRAL BK LITTLE ROCK ARK CTF DEP 4.500% 03/10/28 B/E DTD 03/10/25 ACT/365 CALLABLE 09/10/25 Security Identifier: 152577CS9	248,000.0000	100.0690	248,171.12	611.51	11,160.00	4.49%
CAPE COD FIVE CENTS SVGS BK HARWICH PORT MASS CTF DEP 4.350% 03/27/28 B/E DTD 03/26/25 ACT/365 Security Identifier: 13934CBW6	248,000.0000	99.9670	247,918.16	1,034.47	10,788.00	4.35%
AMERANT BK NATL ASSN CORAL GABLES FL CTF DEP 4.050% 03/28/28 B/E DTD 03/28/25 ACT/365 Security Identifier: 02357QCL9	248,000.0000	99.8160	247,543.68	908.09	10,044.00	4.05%
WEST GATE BK LINCOLN NEB CTF DEP 4.150% 05/01/28 B/E DTD 04/29/25 ACT/365 CALLABLE 04/29/26 Security Identifier: 95285QCM8	246,000.0000	99.5880	244,986.48	27.97	10,209.00	4.16%
WASHINGTON ST BK IOWA CTF DEP 4.100% 10/10/28 B/E DTD 10/09/24 ACT/365 CALLABLE 10/09/25 Security Identifier: 93974LAJ9	248,000.0000	99.2890	246,236.72	585.01	10,168.00	4.12%
<b>Total Certificates of Deposit</b>	9,128,000.0000		\$9,148,326.69	\$48,678.36	\$402,648.50	
<b>U.S. Government Bonds</b>						
FEDERAL HOME LN MTG CORP MEDIUM TERM NTS FED 0.625% 09/15/25 B/E DTD 09/15/20 CALLABLE Moody Rating Aaa Security Identifier: 3134GWB70	248,000.0000	98.6140	244,562.72	193.75	1,550.00	0.63%
FEDERAL FARM CR BKS CONS SYSTEMWIDE BDS 4.360% 10/28/27 B/E DTD 10/28/24 CALLABLE 10/28/25 @ 100.000 Moody Rating Aaa S & P Rating AA+ Security Identifier: 3133ERYJ4	248,000.0000	100.0250	248,062.00	60.07	10,812.80	4.35%
<b>Total U.S. Government Bonds</b>	496,000.0000		\$492,624.72	\$253.82	\$12,362.80	
<b>TOTAL FIXED INCOME</b>	9,624,000.0000		\$9,640,951.41	\$48,932.18	\$415,011.30	
			<b>Market Value</b>	<b>Accrued Interest</b>	<b>Estimated Annual Income</b>	
<b>Total Portfolio Holdings</b>			\$9,674,388.51	\$48,932.18	\$415,011.30	

<sup>1</sup> This bond is maturing.

April 1, 2025 - April 30, 2025  
MEDINA CITY SCHOOLS**Portfolio Holdings Disclosures****Pricing**

This section includes the net market value of the securities in your account on a settlement date basis, including short positions, at the close of the statement period. The market prices, unless otherwise noted, have been obtained from independent vendor services, which we believe to be reliable. In some cases the pricing vendor may provide prices quoted by a single broker or market maker. Market prices do not constitute a bid or an offer, and may differ from the actual sale price. Securities for which a price is not available are marked "N/A" and are omitted from the Total.

THE AS OF PRICE DATE ONLY APPEARS WHEN THE PRICE DATE DOES NOT EQUAL THE STATEMENT DATE.

**Estimated Annual Figures**

The estimated annual income (EAI) and estimated annual yield (EAY) figures are estimates and for informational purposes only. These figures are not considered to be a forecast or guarantee of future results. These figures are computed using information from providers believed to be reliable; however, no assurance can be made as to the accuracy. Since interest and dividend rates are subject to change at any time, and may be affected by current and future economic, political, and business conditions, they should not be relied on for making investment, trading, or tax decisions. These figures assume that the position quantities, interest and dividend rates, and prices remain constant. A capital gain or return of principal may be included in the figures for certain securities, thereby overstating them. Refer to [www.bny.com/pershing/us/en/disclosures.html](http://www.bny.com/pershing/us/en/disclosures.html) for specific details as to formulas used to calculate the figures. Accrued interest represents interest earned but not yet received.

**Reinvestment**

The dollar amount of Mutual Fund distributions, Money Market Fund dividend income, Bank Deposit interest income, or dividends for other securities shown on your statement may have been reinvested. You will not receive confirmation of these reinvestments. Upon written request to your financial institution, information pertaining to these transactions, including the time of execution and the name of the person from whom your security was purchased, may be obtained. In dividend reinvestment transactions, Pershing acts as your agent and receives payment for order flow.

**Option Disclosure**

Information with respect to commissions and other charges incurred in connection with the execution of option transactions has been included in confirmations previously furnished to you. A summary of this information is available to you promptly upon your written request directed to your introducing firm. In order to assist your introducing firm in maintaining current background and financial information concerning your option accounts, please promptly advise them in writing of any material change in your investment objectives or financial situation. Expiring options which are valuable are exercised automatically pursuant to the exercise by exception procedure of the Options Clearing Corporation. Additional information regarding this procedure is available upon written request to your introducing firm.

**Certificates of Deposit**

Certificates of Deposit acquired through the Certificate of Deposit Account Registry Service ("CDARS") and held in your brokerage account are subject to Securities Investor Protection Corporation (SIPC) coverage. Please see additional information about SIPC under Important Information and Disclosures on this statement.

Please be advised that the secondary market for CDs is generally illiquid; the actual value of CDs may be different from their purchase price; and a significant loss of principal could result if your CDs are sold prior to maturity. In the event that the CDs listed above do not indicate a market valuation, an accurate market value could not be determined. In the event that a price is listed above for your CDs, Pershing has obtained a price from sources deemed to be reliable or has priced your CDs using a matrix formula. Prices are estimates and the actual value you may obtain for your CD may be different if you elect to sell your CD in the secondary market.

**Foreign Currency Transactions**

Pershing will execute foreign currency transactions as principal for your account. Pershing may automatically convert foreign currency to or from U.S. dollars for dividends and similar corporate action transactions unless you instruct your financial organization otherwise. Pershing's currency conversion rate will not exceed the highest interbank conversion rate

## Portfolio Holdings Disclosures (continued)

### Foreign Currency Transactions (continued)

identified from customary banking sources on the conversion date or the prior business day, increased by up to 1%, unless a particular rate is required by applicable law. Your financial organization may also increase the currency conversion rate. This conversion rate may differ from rates in effect on the date you executed a transaction, incurred a charge, or received a credit. Transactions converted by agents (such as depositories) will be billed at the rates such agents use.

### Proxy Vote

Securities not fully paid for in your margin account may be lent by Pershing to itself or others in accordance with the terms outlined in the Margin Agreement. The right to vote your shares held on margin may be reduced by the amount of shares on loan. The Proxy Voting Instruction Form sent to you may reflect a smaller number of shares entitled to vote than the number of shares in your margin account.

### Ratings

This statement may contain credit rating information obtained from Standard & Poor's. Reproducing and distributing any information received from Standard & Poor's is not permitted without prior written authorization from Standard & Poor's. Standard & Poor's does not guarantee the accuracy, completeness, timeliness or availability of any information. Standard & Poor's is not responsible for any errors or omissions, regardless of the cause, or for the results of using such content. Standard & Poor's makes no express or implied warranties including warranties of merchantability or fitness for a particular purpose. Standard & Poor's shall not be legally responsible for any fees, costs, expenses or losses in connection with the use of their content. Credit ratings are opinions and not statements of facts; are not recommendations to purchase, hold or sell securities; and do not address suitability for investment purpose. Credit ratings should not be relied upon as investment advice.

### Variable Rate Securities

Interest rate data for certain complex and/or variable rate securities is provided to Pershing by third-party data service providers pursuant to contractual arrangements. Although we seek to use reliable sources of information, the accuracy, reliability, timeliness, and completeness of interest rate data may vary sometimes, particularly for complex and/or variable rate securities and those with limited or no secondary market. As a result, we can offer no assurance as to the accuracy, reliability, timeliness, or completeness of interest rate data for such securities. Pershing may also occasionally make interest rate updates and adjustments based on its reasonable efforts to obtain accurate, reliable, timely, and/or complete interest rate data from other data sources, but we can similarly provide no assurance that those rates or adjustments will be accurate, reliable, timely, or complete.

When updated interest rate data is received from a third-party data service provider or adjusted by Pershing, the updated data will be reflected in various sources where interest rate data is used or viewed, including both paper and electronic communications and data sources. Prior use or communication of interest rate-related data will not be revised. Since variable interest rates may be subject to change at any time and are only as accurate as the data received from third-party data service providers or otherwise obtained by Pershing, interest rate data should not be relied on for making investment, trading, or tax decisions. All interest rate data and other information derived from and/or calculated using interest rates are not warranted as to accuracy, reliability, timeliness, or completeness and are subject to change without notice. Pershing disclaims any responsibility or liability to the fullest extent permitted by applicable law for any loss or damage arising from any reliance on or use of the interest rate data or other information derived from and/or calculated using interest rates in any way. You should request a current valuation for your securities from your financial adviser or broker prior to making a financial decision or placing an order or requesting a transaction in these securities.

### Structured Products

Structured products in this section are complex products and may be subject to special risks, which may include, but are not limited to: loss of initial investment; issuer credit risk; limited or no appreciation; risks associated with the underlying reference asset(s); no periodic payments; call prior to maturity (a redemption could affect the yield represented); early redemption fees or other applicable fees; price volatility resulting from issuer's and/or guarantor's credit quality; lower interest rates and/or yield compared to conventional debt with a comparable maturity; unique tax implications; concentration risk of owning the related security; limited or no secondary market; restrictions on transferability; conflicts of interest; and limits on participation in appreciation of underlying asset(s). To review a complete list of risks, please refer to the offering documents for the structured product. For more information about the risks specific to your structured products, you should contact your financial institution or advisor. Certain structured products are designed to make periodic distributions to you and any such structured product distributions you receive will be listed in the Transactions section of your statement. Structured product distributions may be listed there as "Bond Interest Received"; however, this description is not intended to reflect a determination as to either the asset classification of the product or the U.S. tax treatment of such distributions.

April 1, 2025 - April 30, 2025  
**MEDINA CITY SCHOOLS**

**Activity Summary** (All amounts shown are in base currency)

	Credits This Period	Debits This Period	Net This Period	Credits Year-to-Date	Debits Year-to-Date	Net Year-to-Date
<b>Securities</b>						
Securities Bought	0.00	-740,027.52	-740,027.52	0.00	-2,226,942.44	-2,226,942.44
<b>Total Securities</b>	<b>\$0.00</b>	<b>-\$740,027.52</b>	<b>-\$740,027.52</b>	<b>\$0.00</b>	<b>-\$2,226,942.44</b>	<b>-\$2,226,942.44</b>
<b>Dividends and Interest</b>	<b>\$33,413.94</b>	<b>\$0.00</b>	<b>\$33,413.94</b>	<b>\$141,025.65</b>	<b>\$0.00</b>	<b>\$141,025.65</b>
<b>Distributions</b>	<b>\$492,000.00</b>	<b>\$0.00</b>	<b>\$492,000.00</b>	<b>\$2,476,000.00</b>	<b>\$0.00</b>	<b>\$2,476,000.00</b>
<b>Cash</b>						
Withdrawals	0.00	-532,829.30	-532,829.30	0.00	-2,420,340.36	-2,420,340.36
Deposits	740,027.52	0.00	740,027.52	1,978,942.44	0.00	1,978,942.44
<b>Total Cash</b>	<b>\$740,027.52</b>	<b>-\$532,829.30</b>	<b>\$207,198.22</b>	<b>\$1,978,942.44</b>	<b>-\$2,420,340.36</b>	<b>-\$441,397.92</b>
<b>Totals</b>	<b>\$1,265,441.46</b>	<b>-\$1,272,856.82</b>	<b>-\$7,415.36</b>	<b>\$4,595,968.09</b>	<b>-\$4,647,282.80</b>	<b>-\$51,314.71</b>

**Transactions by Type of Activity**

Process/ Settlement Date	Trade/ Transaction Date	Activity Type	Description	Quantity	Price	Accrued Interest	Amount	Currency
<b>Securities Bought and Sold</b>								
04/04/25	03/31/25	PURCHASED 89235MRD5	TOYOTA FINL SVGS BK HENDERSON NV CTF DEP 4.050% 04/05/27 B/E DTD 04/03/25 YLD 4.050 TO MAT	248,000.0000	100.0000	-27.52	-248,027.52	USD
04/24/25	04/14/25	PURCHASED 300498AZ5	EVOLVE BK & TR WEST MEMPHIS ARK CTF DEP 4.150% 10/25/27 B/E DTD 04/24/25 CLB YLD 4.150 TO PAR	246,000.0000	100.0000		-246,000.00	USD
04/29/25	04/23/25	PURCHASED 95285QCM8	WEST GATE BK LINCOLN NEB CTF DEP 4.150% 05/01/28 B/E DTD 04/29/25 CLB YLD 4.150 TO PAR	246,000.0000	100.0000		-246,000.00	USD
<b>Total Securities Bought and Sold</b>						<b>-\$27.52</b>	<b>-\$740,027.52</b>	<b>USD</b>
<b>Dividends and Interest</b>								
04/03/25		BOND INTEREST RECEIVED 307811HT9	248000 FARMERS & MERCHANTS BK BERLIN WIS CTF DEP 5.550% 11/03/27 DTD 11/03/23 CLB RD 04/02 PD 04/03/25				1,169.00	USD
04/03/25		BOND INTEREST RECEIVED 37149CAZ0	248000 GENERATIONS BK ROGERS ARK CTF DEP 3.400% 08/04/25 B/E DTD 08/03/22 CLB RD 04/02 PD 04/03/25				716.14	USD

## Transactions by Type of Activity (continued)

Process/ Settlement Date	Trade/ Transaction Date	Activity Type	Description	Quantity	Price	Accrued Interest	Amount	Currency
<b>Dividends and Interest (continued)</b>								
04/09/25		BOND INTEREST RECEIVED 93974LAJ9	248000 WASHINGTON ST BK IOWA CTF DEP 4.100% 10/10/28 B/E DTD 10/09/24 CLB RD 04/08 PD 04/09/25				863.58	USD
04/10/25		BOND INTEREST RECEIVED 152577CS9	248000 CENTRAL BK LITTLE ROCK ARK CTF DEP 4.500% 03/10/28 B/E DTD 03/10/25 CLB RD 04/09 PD 04/10/25				947.84	USD
04/10/25		BOND INTEREST RECEIVED 9475475Y7	248000 WEBBANK SALT LAKE CITY UTAH CTF DEP 4.550% 02/10/27 B/E DTD 02/10/25 CLB RD 04/09 PD 04/10/25				958.37	USD
04/11/25		BOND INTEREST RECEIVED 91134CCV1	248000 UNITED PRAIRIE BK MTN LAKE MINN CTF DEP 5.300% 12/11/25 DTD 10/11/23 RD 04/10 PD 04/11/25				1,116.34	USD
04/14/25		BOND INTEREST RECEIVED 028402DC6	248000 AMERICAN NATL BK OMAHA NEB CTF DEP 4.400% 09/13/27 B/E DTD 09/13/24 CLB RD 04/11 PD 04/13/25				926.77	USD
04/14/25		BOND INTEREST RECEIVED 35907XFG7	248000 FRONTIER BK OMAHA NE CTF DEP 4.700% 07/14/26 DTD 07/14/23 RD 03/30 PD 04/14/25				989.96	USD
04/16/25		BOND INTEREST RECEIVED 07371AN74	246000 BEAL BK PLANO TEX CTF DEP 2.600% 04/16/25 B/E DTD 04/20/22 RD 04/05 PD 04/16/25				3,119.15	USD
04/16/25		BOND INTEREST RECEIVED 33650TAG5	248000 FIRST ST BK WINCHESTER OHIO CTF DEP 3.500% 09/16/25 B/E DTD 09/16/22 CLB RD 04/15 PD 04/16/25				737.21	USD
04/21/25		INTEREST ON FREE CREDIT BALANCES USD999997	U.S.DOLLARS CURRENCY CREDIT INTEREST FOR INTEREST PERIOD ENDING 04-19-25 YIELDS WERE: CURRENT 0.100% EFFECTIVE 0.100%				1.27	USD
04/21/25		BOND INTEREST RECEIVED 27002YGD2	248000 EAGLEBANK BETHESDA MD CTF DEP 5.050% 07/21/25 DTD 07/21/23 RD 04/06 PD 04/21/25				1,063.68	USD
04/21/25		BOND INTEREST RECEIVED 38081GBA3	243000 GOLDEN BK NATL ASSN HOUSTON TEX CTF DEP 5.200% 04/20/26 DTD 10/20/23 RD 04/18 PD 04/20/25				6,300.69	USD
04/28/25		BOND INTEREST RECEIVED 02007GQG1	246000 ALLY BK SANDY UTAH CTF DEP 2.950% 04/28/25 B/E DTD 04/28/22 CLB RD 04/13 PD 04/28/25				3,618.56	USD
04/28/25		BOND INTEREST RECEIVED 3133ERYJ4	248000 FEDERAL FARM CR BKS CONS SYSTEMWIDE BDS 4.360% 10/28/27 B/E DTD 10/28/24 CLB RD 04/25 PD 04/28/25				5,406.40	USD
04/28/25		BOND INTEREST RECEIVED 32023HBT4	248000 FIRST FED SVGS & LN ASSN LAKEWOOD OHIO CTF DEP 5.250% 06/28/27 DTD 06/28/24 CLB RD 04/13 PD 04/28/25				1,105.81	USD
04/28/25		BOND INTEREST RECEIVED 32056GDQ0	248000 FIRST INTERNET BK FISHERS IND CTF DEP 4.000% 09/29/25 DTD 09/28/22 RD 04/13 PD 04/28/25				842.52	USD

April 1, 2025 - April 30, 2025  
MEDINA CITY SCHOOLS

**Transactions by Type of Activity (continued)**

Process/ Settlement Date	Trade/ Transaction Date	Activity Type	Description	Quantity	Price	Accrued Interest	Amount	Currency
<b>Dividends and Interest (continued)</b>								
04/28/25		BOND INTEREST RECEIVED 61768U4L8	248000 MORGAN STANLEY PRIVATE BK NATL ASSN INSTL CTF DEP PROGRAM 3.200% 11/28/25 B/E DTD 05/31/22 CLB RD 04/25 PD 04/28/25				674.02	USD
04/28/25		BOND INTEREST RECEIVED 84287PHU9	248000 SOUTHERN FIRST BK N A GREENVILLE S C CTF DEP 4.600% 11/27/26 DTD 05/26/23 RD 04/11 PD 04/26/25				968.90	USD
04/28/25		BOND INTEREST RECEIVED 910286HZ9	243000 UNITED FID BK FSB EVANSVILLE IND CTF DEP 4.350% 03/27/26 B/E DTD 09/27/24 RD 04/25 PD 04/27/25				897.77	USD
04/30/25		BOND INTEREST RECEIVED 978208AG1	248000 WOOD & HUSTON BK MARSHALL MO CTF DEP 4.700% 06/30/26 DTD 06/30/23 RD 04/29 PD 04/30/25				989.96	USD
<b>Total Dividends and Interest</b>						<b>\$0.00</b>	<b>\$33,413.94</b>	<b>USD</b>
<b>Distributions</b>								
04/16/25		SECURITY REDEEMED 07371AN74	BEAL BK PLANO TEX CTF DEP 2.600% 04/16/25 B/E DTD 04/20/22 ACCOUNT REDEMPTION	-246,000.0000			246,000.00	USD
04/28/25		SECURITY REDEEMED 02007GQG1	ALLY BK SANDY UTAH CTF DEP 2.950% 04/28/25 B/E DTD 04/28/22 CLB ACCOUNT REDEMPTION	-246,000.0000			246,000.00	USD
<b>Total Distributions</b>						<b>\$0.00</b>	<b>\$492,000.00</b>	<b>USD</b>
<b>Cash Withdrawals and Deposits</b>								
04/01/25		ELECTRONIC TRANSACTION USD999997	SEND TO BANK FOR ACH ACH HUNTINGTON NATIONAL BANK				-40,829.30	USD
04/04/25		ELECTRONIC DEPOSIT USD999997	RECV FR BANK FOR ACH ACH HUNTINGTON NATIONAL BANK				248,027.52	USD
04/16/25		ELECTRONIC TRANSACTION USD999997	SEND TO BANK FOR ACH ACH HUNTINGTON NATIONAL BANK				-246,000.00	USD
04/24/25		ELECTRONIC DEPOSIT USD999997	RECV FR BANK FOR ACH ACH HUNTINGTON NATIONAL BANK				246,000.00	USD

## Transactions by Type of Activity (continued)


Process/ Settlement Date	Trade/ Transaction Date	Activity Type	Description	Quantity	Price	Accrued Interest	Amount	Currency
<b>Cash Withdrawals and Deposits (continued)</b>								
04/29/25		ELECTRONIC TRANSACTION USD999997	SEND TO BANK FOR ACH ACH HUNTINGTON NATIONAL BANK				-246,000.00	USD
04/29/25		ELECTRONIC DEPOSIT USD999997	RECV FR BANK FOR ACH ACH HUNTINGTON NATIONAL BANK				246,000.00	USD
<b>Total Cash Withdrawals and Deposits</b>						<b>\$0.00</b>	<b>\$207,198.22</b>	<b>USD</b>
<b>Total Value of Transactions</b>						<b>-\$27.52</b>	<b>-\$7,415.36</b>	<b>USD</b>

The price and quantity displayed may have been rounded.

## Fixed Income Analysis

### Bond Quality

Bond Quality	Market Value	% of Bond Market Value	Percent of Fixed Income
AAA	492,624.72	5%	
Not Rated	9,148,326.69	95%	
<b>Total</b>	<b>9,640,951.41</b>	<b>100%</b>	



### Bond Maturity Schedule



Bond Maturity	Market Value	% of Bond Market Value
Within 1 month	244,039.04	3%
1 to 6 months	1,730,548.96	18%
7 to 12 months	1,480,057.79	15%
1 to 5 years	6,186,305.62	64%
<b>Total</b>	<b>9,640,951.41</b>	<b>100%</b>

Percentages of bond market values are rounded to the nearest whole percentage.

Bond quality ratings reflect Moody's or Standard and Poor's ratings. Bonds may be rated by other services. Bonds that are in default are not included. Please refer to your Portfolio Holdings section.

## Messages

Although a money market mutual fund (money fund) seeks to preserve the value of your investment at \$1 per share, it is possible to lose money by investing in a money fund. Shares of a money fund or the balance of a bank deposit product held in your brokerage account may be liquidated upon request with the proceeds credited to your brokerage account. Please see the money fund's prospectus or the bank deposit product's disclosure document or contact your advisor for additional information. Pursuant to SEC Rule 10b-10(b)(1) confirmations are not sent for purchases into money funds processed on the sweep platform. Pursuant to applicable regulation, account statements will be produced monthly or quarterly. Balances in Federal Deposit Insurance Corporation (FDIC)-insured bank deposit sweep products are not protected by Securities Investor Protection Corporation (SIPC).

April 1, 2025 - April 30, 2025  
MEDINA CITY SCHOOLS

## Cash Not Yet Received

Security	Record Date	Payable Date	Quantity Held	Rate	Dividend Option	Amount of Payment
<b>Interest</b>						
FARMERS & MERCHANTS BK BERLIN WIS CTF DEP	04/18/25	05/03/25	248,000.0000	0.004562	Cash	1,131.29
FRONTIER BK OMAHA NE CTF DEP 4.700% 07/14/26	04/29/25	05/14/25	248,000.0000	0.003863	Cash	958.03
GENERATIONS BK ROGERS ARK CTF DEP 3.400% 08/04/25 B/E	04/18/25	05/03/25	248,000.0000	0.002795	Cash	693.04
<b>Total Cash Not Yet Received</b>						<b>\$2,782.36</b>

Assets shown here are not reflected in your account. This information has been received from sources we believe to be reliable. Pershing does not guarantee the accuracy of the information.

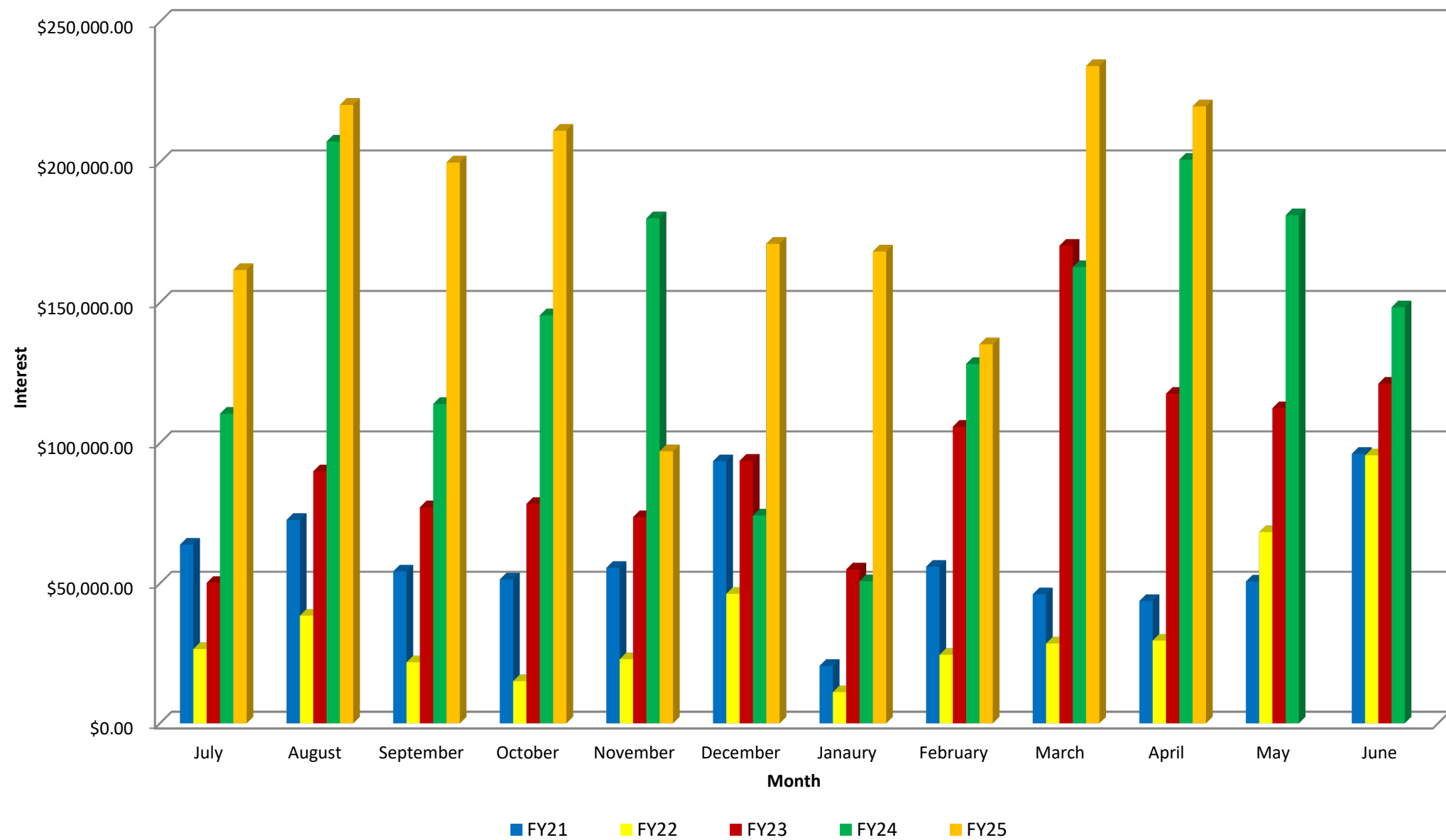
## Important Information and Disclosures

### The Role of Pershing

- **Pershing LLC, member FINRA, NYSE, carries your account as clearing broker pursuant to a clearing agreement with your financial institution.** Pershing is not responsible or liable for any acts or omissions of your financial institution or its employees and it does not supervise them. Pershing provides no investment advice nor does it assess the suitability of any transaction or order. Pershing acts as the agent of your financial institution and you agree that you will not hold Pershing or any person controlling or under common control with it liable for any investment losses incurred by you.
- Pershing performs several key functions at the direction of your financial institution. It acts as custodian for funds and securities you may deposit with it directly or through your financial institution or that it receives as the result of securities transactions it processes.
- Your financial institution is responsible for adherence to the securities laws, regulations and rules which apply to it regarding its own operations and the supervision of your account, its sales representatives and other personnel. Your financial institution is also responsible for approving the opening of accounts and obtaining account documents; the acceptance and, in certain instances, execution of securities orders; the assessment of the suitability of those transactions, where applicable; the rendering of investment advice, if any, to you and in general, for the ongoing relationship that it has with you.
- Inquiries concerning the positions and balances in your account may be directed to the **Pershing Customer Service Department at (201) 413-3333**. All other inquiries regarding your account or activity should be directed to your financial institution. Your financial organization's contact information can be found on the first page of this statement.
- For a description of other functions performed by Pershing please consult the Disclosure Statement provided to you upon the opening of your account. This notice is not meant as a definitive enumeration of every possible circumstance, but as a general disclosure. If you have any questions regarding this notice or if you would like additional copies of the Disclosure Statement, please contact your financial institution.
- Pershing is a member of the Securities Investor Protection Corporation (SIPC®). Please note that SIPC does not protect against loss due to market fluctuation. An explanatory brochure is available upon request at [www.sipc.org](http://www.sipc.org). In addition to SIPC protection, Pershing provides coverage in excess of SIPC limits. For more detailed information please visit: [www.bny.com/pershing/us/en/about/strength-and-stability.html](http://www.bny.com/pershing/us/en/about/strength-and-stability.html)
- This statement will be deemed conclusive. You are advised to report any inaccuracy or discrepancy (including unauthorized trading) promptly, but no later than ten days after receipt of this statement, to your financial organization and Pershing. Please be advised that any oral communication should be re-confirmed in writing to further protect your rights, including your rights under the Securities Investor Protection Act.
- Your financial organization's contact information can be found on the first page of this statement. Pershing's contact information is as follows: **Pershing LLC, Legal Department, One Pershing Plaza, Jersey City, New Jersey 07399; (201) 413-3330**. Errors and Omissions excepted.



## Total Monthly Investment Earnings



POWERSCHOOL  
DATE: 05/09/2025  
TIME: 10:12:09  
SELECTION CRITERIA : ALL

MEDINA CITY SCHOOLS  
OH Cash Position Report

PAGE NUMBER: 1

ACCOUNTING PERIOD : 10/25

FUND	SCC	DESCRIPTION	BEGIN	BALANCE	MTD RECEIPTS	FYTD RECEIPTS	MTD EXPENDITURES	FYTD EXPENDITURES	CURRENT FUND BALANCE	CURRENT ENCUMBRANCE	UNENCUMBERED FUND BALANCE
001	0000	GENERAL FUND	20,181,839.48		2,599,254.04	74,619,121.61	6,493,138.17	65,893,180.72	28,907,780.37	3,038,330.08	25,869,450.29
001	0950	GENERAL FUND - CHROME	355,677.18		6,095.00	95,475.50	0.00	0.00	451,152.68	0.00	451,152.68
001	1000	GENERAL FUND	593,809.20		0.00	0.00	0.00	0.00	593,809.20	0.00	593,809.20
001	2000	GENERAL FUND	1,210,532.83		19,976.99	456,748.10	0.00	0.00	1,667,280.93	0.00	1,667,280.93
-----											
Total For Fund 001:			22,341,858.69		2,625,326.03	75,171,345.21	6,493,138.17	65,893,180.72	31,620,023.18	3,038,330.08	28,581,693.10
002	9000	BOND RETIRE - ELEM/HIGH	3,647,415.85		53,937.70	4,011,200.03	30,503.64	3,983,642.89	3,674,972.99	190,338.25	3,484,634.74
002	9012	SALES TAX - COPS	0.00		0.00	1,390,999.82	0.00	1,390,999.82	0.00	331,887.68	-331,887.68
-----											
Total For Fund 002:			3,647,415.85		53,937.70	5,402,199.85	30,503.64	5,374,642.71	3,674,972.99	522,225.93	3,152,747.06
003	0000	PERMANENT IMPROVEMENT	340,994.61		0.00	0.00	0.00	0.00	340,994.61	0.00	340,994.61
003	9000	PERMANENT IMPROVEMENT	13,601.14		0.00	0.00	0.00	0.00	13,601.14	0.00	13,601.14
003	9001	REC CENTER-PERMANENT IMP	-53,485.62		0.00	563,617.20	17,183.52	83,571.99	426,559.59	32,220.03	394,339.56
-----											
Total For Fund 003:			301,110.13		0.00	563,617.20	17,183.52	83,571.99	781,155.34	32,220.03	748,935.31
006	0000	LUNCHROOM FUND	-812,753.71		162,538.45	1,350,378.69	120,564.21	1,315,426.62	-777,801.64	12,601.45	-790,403.09
006	9006	LUNCHROOM - FED FUNDS	2,209,288.08		91,677.65	728,902.74	92,965.51	868,204.36	2,069,986.46	168,519.96	1,901,466.50

POWERSCHOOL  
DATE: 05/09/2025  
TIME: 10:12:09  
SELECTION CRITERIA : ALL

MEDINA CITY SCHOOLS  
OH Cash Position Report

PAGE NUMBER: 2

ACCOUNTING PERIOD : 10/25

FUND	SCC	DESCRIPTION	BEGIN	MTD	FYTD	MTD	FYTD	CURRENT	CURRENT	UNENCUMBERED
			BALANCE	RECEIPTS	RECEIPTS	EXPENDITURES	EXPENDITURES	FUND BALANCE	ENCUMBRANCE	FUND BALANCE
006	9022	P-EBT ADMINISTRATIVE FUND								
		3,691.00	0.00	0.00	0.00	0.00	3,691.00	0.00	3,691.00	
-----										
Total For Fund	006:									
		1,400,225.37	254,216.10	2,079,281.43	213,529.72	2,183,630.98	1,295,875.82	181,121.41	1,114,754.41	
007	9004	COLLINS SCH/POST-GRADUATE								
		2,047.75	13.74	17,107.24	0.00	0.00	19,154.99	17,000.00	2,154.99	
007	9022	BREWER GARRETT SCH								
		13,201.84	88.57	691.36	0.00	0.00	13,893.20	0.00	13,893.20	
007	9110	ART TRUST - GARFIELD								
		12,444.11	83.48	651.68	0.00	0.00	13,095.79	0.00	13,095.79	
007	9333	RIOS STUDENT LEADER SCH								
		22,600.77	151.62	4,237.24	0.00	0.00	26,838.01	5,000.00	21,838.01	
007	9901	BIXLER SCHOLARSHIP FUND								
		136.89	0.91	7.15	0.00	0.00	144.04	0.00	144.04	
-----										
Total For Fund	007:									
		50,431.36	338.32	22,694.67	0.00	0.00	73,126.03	22,000.00	51,126.03	
008	9002	KANEHL MUSIC TRUST								
		28,514.46	0.00	0.00	0.00	0.00	28,514.46	300.00	28,214.46	
008	9003	RICHARD HOFFMAN COLLINS								
		838,122.45	-13,617.47	-18,963.15	0.00	0.00	819,159.30	48,000.00	771,159.30	
008	9112	ELAINE BUSHMAN FUND								
		20,280.97	-363.84	-310.88	0.00	0.00	19,970.09	500.00	19,470.09	
-----										
Total For Fund	008:									
		886,917.88	-13,981.31	-19,274.03	0.00	0.00	867,643.85	48,800.00	818,843.85	
009	9000	STAR								
		3,197.65	1,740.70	34,110.25	0.00	0.00	37,307.90	0.00	37,307.90	
009	9110	UNIFORM SUPPLIES GA								
		271.01	168.00	890.50	0.00	0.00	1,161.51	278.12	883.39	

POWERSCHOOL  
 DATE: 05/09/2025  
 TIME: 10:12:09  
 SELECTION CRITERIA : ALL

MEDINA CITY SCHOOLS  
 OH Cash Position Report

PAGE NUMBER: 3

ACCOUNTING PERIOD : 10/25

FUND	SCC	DESCRIPTION	BEGIN BALANCE	MTD RECEIPTS	FYTD RECEIPTS	MTD EXPENDITURES	FYTD EXPENDITURES	CURRENT FUND BALANCE	CURRENT ENCUMBRANCE	UNENCUMBERED FUND BALANCE
-----										
009	9120	UNIFORM SUPPLIES - CN								
		15,149.43	248.00	10,905.75	702.14	10,619.89	15,435.29	592.80	14,842.49	
009	9130	UNIFORM SUPPLIES - FN								
		5,055.42	707.00	14,009.90	879.30	16,328.06	2,737.26	853.62	1,883.64	
009	9140	UNIFORM SUPPLIES - HE								
		18,178.60	123.00	1,461.75	0.00	0.00	19,640.35	0.00	19,640.35	
009	9160	UNIFORM SUPPLIES - BL								
		4,605.71	291.00	9,619.85	721.87	12,062.03	2,163.53	1,556.64	606.89	
009	9170	UNIFORM SUPPLIES - WA								
		25,933.15	48.00	12,503.50	127.48	11,978.10	26,458.55	607.23	25,851.32	
009	9180	UNIFORM SUPPLIES - NO								
		11,774.16	135.00	9,865.50	1,847.94	10,665.84	10,973.82	3,035.25	7,938.57	
009	9200	UNIFORM SUPPLIES - CL								
		15,494.30	1,915.80	17,519.90	2,703.16	18,684.76	14,329.44	3,962.23	10,367.21	
009	9210	UNIFORM SUPPLIES - RT								
		10,389.39	1,064.25	19,934.60	1,739.13	16,540.22	13,783.77	5,971.76	7,812.01	
009	9300	UNIFORM SUPPLIES - HS								
		70,565.87	14,919.37	157,347.40	4,223.88	67,961.85	159,951.42	117,899.40	42,052.02	
009	9301	MHS GRADUATION								
		297.03	915.00	4,279.00	0.00	5,867.01	-1,290.98	9,032.93	-10,323.91	
009	9302	SHAKESPEARE GROUP								
		0.00	0.00	0.00	0.00	4,400.00	-4,400.00	0.00	-4,400.00	
009	9304	AVIATION/PHOTOGRAPHY								
		3.87	0.00	0.00	0.00	0.00	3.87	0.00	3.87	
-----										
Total For Fund 009:		180,915.59	22,275.12	292,447.90	12,944.90	175,107.76	298,255.73	143,789.98	154,465.75	
014	9016	MEDINA CNTY JUV DET CNTR								
		32,952.83	40,185.00	213,145.68	27,865.65	298,988.38	-52,889.87	0.00	-52,889.87	
014	9116	EVOLVE								
		560,457.27	147,150.00	998,550.00	107,134.81	1,027,427.68	531,579.59	85,329.43	446,250.16	
-----										
Total For Fund 014:		593,410.10	187,335.00	1,211,695.68	135,000.46	1,326,416.06	478,689.72	85,329.43	393,360.29	

POWERSCHOOL  
 DATE: 05/09/2025  
 TIME: 10:12:09  
 SELECTION CRITERIA : ALL

MEDINA CITY SCHOOLS  
 OH Cash Position Report

PAGE NUMBER: 4

ACCOUNTING PERIOD : 10/25

FUND	SCC	DESCRIPTION	BEGIN	MTD	FYTD	MTD	FYTD	CURRENT	CURRENT	UNENCUMBERED
			BALANCE	RECEIPTS	RECEIPTS	EXPENDITURES	EXPENDITURES	FUND BALANCE	ENCUMBRANCE	FUND BALANCE
016	0000	EMERGENCY LEVY	13,641,647.74	97,996.00	7,324,937.04	793,561.55	8,161,192.69	12,805,392.09	184,425.77	12,620,966.32
016	0410	EMERGENCY LEVY	-401,646.48	0.00	0.00	5,595.43	70,334.97	-471,981.45	0.00	-471,981.45
016	1000	EMERGENCY LEVY	-1,921,600.15	0.00	0.00	39,306.72	442,181.13	-2,363,781.28	0.00	-2,363,781.28
016	9024	2024 EMERGENCY LEVY	0.00	184,444.46	7,649,164.46	103,989.63	103,989.63	7,545,174.83	0.00	7,545,174.83
Total For Fund 016:			11,318,401.11	282,440.46	14,974,101.50	942,453.33	8,777,698.42	17,514,804.19	184,425.77	17,330,378.42
018	0000	PRINT SHOP	6,683.33	0.00	0.00	0.00	0.00	6,683.33	0.00	6,683.33
018	9000	PUBLIC SCHOOL SUP - SUPER	16.70	0.00	0.00	0.00	0.00	16.70	0.00	16.70
018	9110	PRINCIPAL'S FUND - GA	462.70	0.00	65.40	0.00	-340.19	868.29	619.04	249.25
018	9111	GARFIELD SCHOOL STORE	49.99	0.00	0.00	0.00	0.00	49.99	0.00	49.99
018	9113	GARFIELD MEDIA CENTER	144.57	30.98	35.20	0.00	0.00	179.77	0.00	179.77
018	9120	PRINCIPAL - CN	11,920.41	4,049.30	6,783.42	635.41	6,656.98	12,046.85	4,497.95	7,548.90
018	9122	CANAVAN SCHOOL STORE	586.69	0.00	0.00	0.00	0.00	586.69	0.00	586.69
018	9123	BOOK FAIR - CANAVAN	24,105.28	14.00	4,948.25	0.00	4,905.20	24,148.33	0.00	24,148.33
018	9130	PRINCIPAL - FN	38,309.42	9,252.50	14,035.99	2,081.47	9,815.94	42,529.47	4,895.81	37,633.66
018	9133	BOOK FAIR - FENN	1,621.91	13.00	129.90	0.00	0.00	1,751.81	0.00	1,751.81
018	9135	MEDINA SKI TEAM	474.67	0.00	0.00	0.00	0.00	474.67	0.00	474.67
018	9140	PRINCIPAL'S FUND - HE	41,665.15	0.00	0.00	0.00	0.00	41,665.15	0.00	41,665.15
018	9143	HERITAGE MEDIA CENTER	2,226.35	0.00	0.00	0.00	0.00	2,226.35	0.00	2,226.35

POWERSCHOOL  
 DATE: 05/09/2025  
 TIME: 10:12:09  
 SELECTION CRITERIA : ALL

MEDINA CITY SCHOOLS  
 OH Cash Position Report

PAGE NUMBER: 5

ACCOUNTING PERIOD : 10/25

FUND	SCC	DESCRIPTION BEGIN BALANCE	MTD RECEIPTS	FYTD RECEIPTS	MTD EXPENDITURES	FYTD EXPENDITURES	CURRENT FUND BALANCE	CURRENT ENCUMBRANCE	UNENCUMBERED FUND BALANCE
018	9160	PRINCIPAL'S FUND - BL 38,696.84	5,257.00	8,945.44	2,148.08	14,255.85	33,386.43	3,936.38	29,450.05
018	9161	PBIS - BLAKE 1,598.50	0.00	0.00	0.00	1,598.50	0.00	0.00	0.00
018	9163	BLAKE MEDIA CENTER 13,354.69	31.05	234.83	0.00	396.62	13,192.90	0.00	13,192.90
018	9170	PRINCIPALS FUND - WA 68,032.41	6,550.75	9,274.91	24.00	7,041.67	70,265.65	9,689.44	60,576.21
018	9171	WAITE SCHOOL STORE 151.73	0.00	210.00	0.00	100.49	261.24	0.00	261.24
018	9173	MEDIA CENTER WA 5,324.43	3.99	3.99	0.00	0.00	5,328.42	0.00	5,328.42
018	9180	PRINCIPALS FUND NO 53,059.68	4,604.45	10,139.23	442.29	7,607.95	55,590.96	3,487.67	52,103.29
018	9183	MEDIA CENTER NO 4,135.77	7.20	2,753.76	0.00	0.00	6,889.53	0.00	6,889.53
018	9200	PRINCIPAL'S FUND - CL 43,095.71	0.00	8,323.04	887.25	13,423.55	37,995.20	2,836.50	35,158.70
018	9203	CL MEDIA CENTER 5,781.82	14.00	3,164.66	0.00	3,060.39	5,886.09	0.00	5,886.09
018	9210	PRINCIPAL'S FUND - RT 32,610.44	0.00	7,696.69	549.45	7,231.53	33,075.60	11,895.36	21,180.24
018	9211	ROOT M.S. MEDIA CENTER 10,892.80	7.99	3,122.86	0.00	3,129.88	10,885.78	3,070.12	7,815.66
018	9300	PRINCIPAL'S FUND - HS 20,431.99	1,375.00	16,960.09	1,369.72	12,815.64	24,576.44	15,119.62	9,456.82
018	9301	MEDIA CENTER FUND 1,618.45	0.00	28.00	-16.19	-58.89	1,705.34	0.00	1,705.34
018	9302	SPECIAL FUNDRAISER - HS 29,909.37	0.00	0.00	0.00	0.00	29,909.37	29,000.00	909.37
018	9303	PERFORMING ARTS 235,704.58	5,619.00	46,364.00	1,607.53	32,014.58	250,054.00	95,322.64	154,731.36
018	9304	BUZZ 28,933.95	2,005.35	14,213.55	1,183.13	12,052.24	31,095.26	13,844.20	17,251.06
018	9305	FLEXIBLE CREDIT FUND 8,434.56	0.00	50.00	0.00	0.00	8,484.56	0.00	8,484.56
018	9306	FEED THE BEES 7,224.75	0.00	0.00	216.53	3,145.74	4,079.01	2,154.26	1,924.75
018	9307	MHS LOCAL GRANTS -1,183.49	0.00	0.00	0.00	0.00	-1,183.49	5,500.00	-6,683.49

POWERSCHOOL  
 DATE: 05/09/2025  
 TIME: 10:12:09  
 SELECTION CRITERIA : ALL

MEDINA CITY SCHOOLS  
 OH Cash Position Report

PAGE NUMBER: 6

ACCOUNTING PERIOD : 10/25

FUND	SCC	DESCRIPTION BEGIN BALANCE	MTD RECEIPTS	FYTD RECEIPTS	MTD EXPENDITURES	FYTD EXPENDITURES	CURRENT FUND BALANCE	CURRENT ENCUMBRANCE	UNENCUMBERED FUND BALANCE
018	9308	MHS HOPE SQUAD 2,859.80	0.00	3,150.00	0.00	4,048.72	1,961.08	1,432.91	528.17
018	9309	MHS CAPSTONE 0.00	1,950.00	2,931.95	657.35	714.88	2,217.07	1,169.12	1,047.95
018	9403	PRINCIPAL FUND -PRESCHOOL 229.50	1,463.00	2,413.29	0.00	29.06	2,613.73	900.00	1,713.73
018	9884	FACILITY RENTAL 86,055.82	0.00	402.00	0.00	0.00	86,457.82	0.00	86,457.82
018	9900	INSERVICE - CENTRAL 3,702.01	0.00	0.00	0.00	0.00	3,702.01	0.00	3,702.01
018	9901	PUBLIC SCH SUPPORT - INST 1,743.89	0.00	0.00	0.00	0.00	1,743.89	0.00	1,743.89
018	9902	INSERVICE - SUPER 11,224.52	0.00	0.00	0.00	0.00	11,224.52	0.00	11,224.52
018	9903	BOARD/STUDENT DEVELOPMENT 2,800.00	0.00	0.00	0.00	0.00	2,800.00	0.00	2,800.00
018	9904	WELLNESS FUND 502.00	0.00	0.00	0.00	0.00	502.00	0.00	502.00
018	9905	PUBLIC SCH SUPT/STUD SERV 51,248.39	0.00	0.00	0.00	0.00	51,248.39	0.00	51,248.39
018	9906	COMMUNICA-PUBLIC SCH SUP 675.90	600.00	1,825.00	500.00	1,725.00	775.90	100.00	675.90
018	9907	STEAM - SUMMER ENRICHMENT 5,374.82	0.00	0.00	0.00	0.00	5,374.82	0.00	5,374.82
018	9908	GRANT US HOPE -317.00	0.00	0.00	0.00	0.00	-317.00	0.00	-317.00
018	9910	MAINTENANCE DEPARTMENT 3,902.36	0.00	0.00	0.00	0.00	3,902.36	0.00	3,902.36
018	9915	BIKE TO SCHOOL 992.74	1,000.00	1,000.00	1,770.84	1,770.84	221.90	1,229.16	-1,007.26
018	9916	SPIRIT NIGHT 3,945.76	0.00	1,750.00	0.00	3,211.85	2,483.91	0.00	2,483.91
018	9917	HALL OF FAME 2,235.05	0.00	9,775.00	2,549.20	6,855.83	5,154.22	0.00	5,154.22
018	9918	SPOTLIGHT ON STUDENTS 904.91	0.00	4,457.00	0.00	2,369.79	2,992.12	0.00	2,992.12
018	9919	STUDENT ART SHOW 527.00	0.00	500.00	0.00	265.39	761.61	0.00	761.61
018	9920	TRSP FUND 1,514.98	0.00	0.00	-168.00	129.25	1,385.73	51.45	1,334.28

POWERSCHOOL  
 DATE: 05/09/2025  
 TIME: 10:12:09  
 SELECTION CRITERIA : ALL

MEDINA CITY SCHOOLS  
 OH Cash Position Report

PAGE NUMBER: 7

ACCOUNTING PERIOD : 10/25

FUND	SCC	DESCRIPTION	BEGIN BALANCE	MTD RECEIPTS	FYTD RECEIPTS	MTD EXPENDITURES	FYTD EXPENDITURES	CURRENT FUND BALANCE	CURRENT ENCUMBRANCE	UNENCUMBERED FUND BALANCE
-----										
018	9922	AMERICAN HEART GRANT								
		1,000.00	0.00	0.00	0.00	0.00	1,000.00	0.00	1,000.00	
018	9930	RESOURCE CONNECTION								
		1,500.00	0.00	0.00	0.00	0.00	1,500.00	0.00	1,500.00	
-----										
Total For Fund	018:									
		918,698.60	43,848.56	185,687.45	16,438.06	159,974.28	944,411.77	210,751.63	733,660.14	
019	9000	ADAMH GRANT								
		240.00	0.00	0.00	0.00	0.00	240.00	0.00	240.00	
019	9018	LOWE'S LIGHT UP GA FY08								
		48.08	0.00	0.00	0.00	0.00	48.08	0.00	48.08	
019	9020	RIF PROGRAM GRANT - NO								
		400.73	0.00	0.00	0.00	0.00	400.73	0.00	400.73	
019	9021	JENNINGS - B - BRYNIARSKI								
		0.82	0.00	0.00	0.00	0.00	0.82	0.00	0.82	
019	9023	PUB EDU LEADERSHIP COM GT								
		0.01	0.00	0.00	0.00	0.00	0.01	0.00	0.01	
019	9025	OSLN STEM CLASSROOM GRANT								
		0.00	0.00	5,000.00	418.73	4,996.60	3.40	3.40	0.00	
019	9029	M H J GRANT/ZAVESKY/FY09								
		6.82	0.00	0.00	0.00	0.00	6.82	0.00	6.82	
019	9030	PERF BASD ASSMENT GT FY10								
		79.76	0.00	0.00	0.00	0.00	79.76	0.00	79.76	
019	9031	PBA FY11								
		256.96	0.00	0.00	0.00	0.00	256.96	0.00	256.96	
019	9113	ACS-HACH CHEM GT - HAMMAN								
		96.34	0.00	0.00	0.00	0.00	96.34	0.00	96.34	
019	9121	ADAMH GRANT								
		33,855.00	0.00	6,000.00	437.75	4,944.00	34,911.00	3,500.00	31,411.00	
019	9180	PPG INNOV CLASSRM GT-NO								
		15.31	0.00	0.00	0.00	0.00	15.31	0.00	15.31	
019	9181	FIRST ENERGY GRANT								
		0.16	0.00	0.00	0.00	0.00	0.16	0.00	0.16	
019	9213	VIDEO CLUB GRANT - MHS								
		2.82	0.00	0.00	0.00	0.00	2.82	0.00	2.82	
019	9301	PPG GRANT - ROBOTICS								
		9.07	0.00	0.00	0.00	0.00	9.07	0.00	9.07	



POWERSCHOOL  
DATE: 05/09/2025  
TIME: 10:12:09  
SELECTION CRITERIA : ALL

MEDINA CITY SCHOOLS  
OH Cash Position Report

PAGE NUMBER: 8

ACCOUNTING PERIOD : 10/25

FUND	SCC	DESCRIPTION	BEGIN	BALANCE	MTD RECEIPTS	FYTD RECEIPTS	MTD EXPENDITURES	FYTD EXPENDITURES	FUND CURRENT BALANCE	CURRENT ENCUMBRANCE	UNENCUMBERED FUND BALANCE
019	9313	JENNINGS - NOP - MILLER									
		13.86	0.00		0.00	0.00	0.00	13.86	0.00	13.86	
019	9413	3M AND OTHER GRANT									
		152.03	0.00		0.00	0.00	0.00	152.03	0.00	152.03	
019	9513	NEA STUDENT ACHIEVE GT									
		191.88	0.00		0.00	0.00	0.00	191.88	0.00	191.88	
019	9715	FUEL UP - BLAKE									
		23.82	0.00		0.00	0.00	0.00	23.82	0.00	23.82	
019	9920	M H J SUPPORT STUGGLING									
		1,000.00	0.00		0.00	0.00	0.00	1,000.00	0.00	1,000.00	
-----											
Total For Fund	019:										
		36,393.47	0.00		11,000.00	856.48	9,940.60	37,452.87	3,503.40	33,949.47	
-----											
020	9001	TRANSPORTATION ENTERPRISE									
		170,790.31	0.00		6,413.06	2,280.46	99,242.75	77,960.62	15.64	77,944.98	
-----											
Total For Fund	020:										
		170,790.31	0.00		6,413.06	2,280.46	99,242.75	77,960.62	15.64	77,944.98	
-----											
022	9000	UNCLAIMED FUNDS									
		70,496.63	0.00		-20.00	0.00	70.00	70,406.63	4,930.00	65,476.63	
022	9093	DIVERSION PROG ADAMHS BD									
		1,000.00	0.00		0.00	0.00	0.00	1,000.00	0.00	1,000.00	
022	9094	DIVERSION PROG ADAMHS BD									
		1,000.00	0.00		0.00	0.00	0.00	1,000.00	0.00	1,000.00	
022	9300	OH HS ATH ASSOC FUND									
		15,548.46	2,783.00		28,688.50	3,675.00	14,489.84	29,747.12	0.00	29,747.12	
-----											
Total For Fund	022:										
		88,045.09	2,783.00		28,668.50	3,675.00	14,559.84	102,153.75	4,930.00	97,223.75	
-----											
024	9001	MED AND DRUG/SELF INS									
		3,282,692.33	972,822.50		9,798,991.88	1,149,155.72	11,260,974.50	1,820,709.71	506,628.48	1,314,081.23	

POWERSCHOOL  
DATE: 05/09/2025  
TIME: 10:12:09  
SELECTION CRITERIA : ALL

MEDINA CITY SCHOOLS  
OH Cash Position Report

PAGE NUMBER: 9

ACCOUNTING PERIOD : 10/25

FUND	SCC	DESCRIPTION	BEGIN BALANCE	MTD RECEIPTS	FYTD RECEIPTS	MTD EXPENDITURES	FYTD EXPENDITURES	CURRENT FUND BALANCE	CURRENT ENCUMBRANCE	UNENCUMBERED FUND BALANCE
-----										
024	9002	DENT SELF INS	735,597.04	58,157.04	585,745.96	54,616.68	557,964.71	763,378.29	132,244.39	631,133.90
024	9094	FLEX PRO	77,284.53	28,369.14	212,713.00	20,528.85	217,444.18	72,553.35	38,163.19	34,390.16
-----										
Total For Fund 024:			4,095,573.90	1,059,348.68	10,597,450.84	1,224,301.25	12,036,383.39	2,656,641.35	677,036.06	1,979,605.29
027	0000	WORK COMP-SELF INS	437,903.21	13,440.16	145,571.49	6,751.85	180,223.70	403,251.00	76,644.74	326,606.26
-----										
Total For Fund 027:			437,903.21	13,440.16	145,571.49	6,751.85	180,223.70	403,251.00	76,644.74	326,606.26
071	9013	SALES TAX P I	4,633,927.93	1,163,357.59	4,370,570.73	35,269.77	4,013,164.26	4,991,334.40	321,367.70	4,669,966.70
-----										
Total For Fund 071:			4,633,927.93	1,163,357.59	4,370,570.73	35,269.77	4,013,164.26	4,991,334.40	321,367.70	4,669,966.70
200	9110	GA STUD COUN/K-KIDS CLUB	22.02	0.15	1.15	0.00	0.00	23.17	143.26	-120.09
200	9121	CN STUDENT COUNCIL	1,535.54	10.30	80.40	0.00	0.00	1,615.94	0.00	1,615.94
200	9134	FN STUDENT BUSINESS	10.50	0.07	0.53	0.00	0.00	11.03	0.00	11.03
200	9140	HE STUDENT COUNCIL	182.70	1.23	9.56	0.00	0.00	192.26	0.00	192.26
200	9184	NO STUDENT COUNCIL	58.47	0.39	3.06	0.00	0.00	61.53	0.00	61.53
200	9185	NO K-KIDS KIWANIS CLUB	12,781.09	85.74	669.33	0.00	0.00	13,450.42	0.00	13,450.42
200	9201	ROBOTICS CLUB CL	511.52	3.43	26.79	0.00	0.00	538.31	0.00	538.31

POWERSCHOOL  
 DATE: 05/09/2025  
 TIME: 10:12:09  
 SELECTION CRITERIA : ALL

MEDINA CITY SCHOOLS  
 OH Cash Position Report

PAGE NUMBER: 10

ACCOUNTING PERIOD : 10/25

FUND	SCC	DESCRIPTION BEGIN BALANCE	MTD RECEIPTS	FYTD RECEIPTS	MTD EXPENDITURES	FYTD EXPENDITURES	CURRENT FUND BALANCE	CURRENT ENCUMBRANCE	UNENCUMBERED FUND BALANCE
<hr/>									
200	9202	CL STUDENT COUNCIL 5,356.87	35.93	4,328.79	1,021.52	1,628.16	8,057.50	3,299.66	4,757.84
200	9204	CL CHEERLEADERS 587.02	3.94	30.73	0.00	0.00	617.75	0.00	617.75
200	9205	CL BUILDERS CLUB 4,036.34	27.08	211.38	242.04	242.04	4,005.68	7.96	3,997.72
200	9209	CL DRAMA CLUB 39,907.94	267.73	11,913.24	194.91	6,686.01	45,135.17	110.00	45,025.17
200	9251	ROBOTICS CLUB RT 322.78	2.16	16.89	0.00	0.00	339.67	192.41	147.26
200	9253	RT BUILDERS' CLUB 7,072.60	47.44	370.36	0.00	0.00	7,442.96	2,000.00	5,442.96
200	9254	RT HONORS ACADEMY 8,314.84	685.78	2,016.68	0.00	1,038.75	9,292.77	2,961.25	6,331.52
200	9256	RT DRAMA CLUB 5,915.91	39.68	309.80	0.00	593.94	5,631.77	2,656.06	2,975.71
200	9258	RT STUD COUNCIL 7,619.60	51.12	1,518.84	0.00	614.50	8,523.94	1,466.69	7,057.25
200	9301	YG AMERICANS FOR FREEDOM 0.21	0.00	0.00	0.00	0.00	0.21	0.00	0.21
200	9302	ART CLUB 1,269.14	8.51	366.46	0.00	99.31	1,536.29	1,150.69	385.60
200	9303	CULTURAL EXPLORATION 220.16	1.48	11.53	0.00	0.00	231.69	320.00	-88.31
200	9304	CAREER ASSOCIATION 0.37	0.00	0.00	0.00	0.00	0.37	0.00	0.37
200	9305	CHEMCLUB 2.38	0.02	0.13	0.00	0.00	2.51	0.00	2.51
200	9307	VOCAL 38,467.99	300.41	37,269.15	4,928.04	24,061.34	51,675.80	30,188.66	21,487.14
200	9309	IMPROV CLUB 646.69	4.34	33.86	0.00	0.00	680.55	1,650.00	-969.45
200	9310	D E P - NAT'L GERMAN HON 0.45	0.00	0.00	0.00	0.00	0.45	0.00	0.45
200	9312	DRAMA CLUB 18,158.33	1,194.63	18,960.62	388.73	16,433.43	20,685.52	3,421.01	17,264.51
200	9314	MEDINA OUTDOORS CLUB 652.40	4.98	153.09	0.00	395.98	409.51	54.02	355.49
200	9315	FELLOWSHIP OF CHRISTIAN ATH 377.59	2.53	19.77	0.00	0.00	397.36	470.00	-72.64

POWERSCHOOL  
 DATE: 05/09/2025  
 TIME: 10:12:09  
 SELECTION CRITERIA : ALL

MEDINA CITY SCHOOLS  
 OH Cash Position Report

PAGE NUMBER: 11

ACCOUNTING PERIOD : 10/25

FUND	SCC	DESCRIPTION BEGIN BALANCE	MTD RECEIPTS	FYTD RECEIPTS	MTD EXPENDITURES	FYTD EXPENDITURES	CURRENT FUND BALANCE	CURRENT ENCUMBRANCE	UNENCUMBERED FUND BALANCE
-----									
200	9318	GIRLS LEADERSHIP CLUB 7,888.07	52.92	413.09	0.00	0.00	8,301.16	8,200.00	101.16
200	9321	KEY CLUB 62,832.58	421.71	8,215.96	0.00	6,476.05	64,572.49	13,518.88	51,053.61
200	9323	MEDINAMITE 1,424.78	9.56	74.61	0.00	0.00	1,499.39	1,600.00	-100.61
200	9324	MEDINIAN 81,249.27	493.56	4,814.55	0.00	18,489.61	67,574.21	1,430.47	66,143.74
200	9325	MHS BAND 15,254.06	102.33	13,682.83	1,965.76	9,312.48	19,624.41	14,039.24	5,585.17
200	9326	NATIONAL HONOR SOCIETY 16,106.06	3,072.10	3,816.89	304.72	813.53	19,109.42	4,186.47	14,922.95
200	9327	ORCHESTRA 51,236.49	561.76	3,401.85	0.00	1,670.27	52,968.07	1,329.62	51,638.45
200	9330	SCIENCE OLYMPIAD CLUB 3,421.06	729.97	880.68	0.00	1,257.38	3,044.36	1,994.06	1,050.30
200	9331	SKI CLUB 3.55	0.03	0.19	0.00	0.00	3.74	0.00	3.74
200	9332	SPANISH CLUB 14,554.58	97.64	2,762.20	258.40	3,167.89	14,148.89	4,832.11	9,316.78
200	9333	STUDENT COUNCIL 52,319.90	2,952.36	36,948.58	1,622.74	39,166.41	50,102.07	30,736.18	19,365.89
200	9335	LATIN CLUB 7,109.78	47.69	372.32	0.00	0.00	7,482.10	5,000.00	2,482.10
200	9336	FRENCH CLUB 168.60	2.47	517.52	46.49	266.07	420.05	411.57	8.48
200	9337	AMERICAN SIGN LANGUAGE 271.68	1.92	29.88	0.00	0.00	301.56	570.00	-268.44
200	9339	SPEECH/DEBATE CLUB 1,568.83	1,417.64	36,189.66	34.00	23,678.11	14,080.38	13,256.68	823.70
200	9340	O.C.O.M. 1,322.06	7.99	2,420.73	0.00	2,350.32	1,392.47	1,649.68	-257.21
200	9346	PENGUIN BOWL/NOSB 133.80	0.89	7.02	0.00	0.00	140.82	135.00	5.82
200	9350	TECHNOLOGY CLUB 127.36	0.86	567.67	0.00	464.17	230.86	1,035.83	-804.97
200	9352	VIDEO CLUB - SR HI 8,179.86	55.21	480.77	32.46	237.32	8,423.31	7,260.88	1,162.43
200	9353	CHINESE CLUB 1,217.29	8.17	63.75	0.00	0.00	1,281.04	1,205.00	76.04

POWERSCHOOL  
DATE: 05/09/2025  
TIME: 10:12:09  
SELECTION CRITERIA : ALL

MEDINA CITY SCHOOLS  
OH Cash Position Report

PAGE NUMBER: 12

ACCOUNTING PERIOD : 10/25

FUND	SCC	DESCRIPTION BEGIN BALANCE	MTD RECEIPTS	FYTD RECEIPTS	MTD EXPENDITURES	FYTD EXPENDITURES	CURRENT FUND BALANCE	CURRENT ENCUMBRANCE	UNENCUMBERED FUND BALANCE
200	9355	GENDER AND SEXUALITY ALLI 599.09	4.02	31.36	61.10	345.75	284.70	254.25	30.45
200	9380	V O F T 18,402.50	123.69	965.46	0.00	0.00	19,367.96	5,000.00	14,367.96
200	9421	CLASS OF 2021 2.13	0.00	0.00	0.00	151.50	-149.37	0.00	-149.37
200	9422	CLASS OF 2022 111.57	0.00	0.00	0.00	0.00	111.57	0.00	111.57
200	9423	CLASS OF 2023 1,769.54	0.00	0.00	0.00	1,518.75	250.79	0.00	250.79
200	9424	CLASS OF 2024 1,597.35	0.00	0.00	0.00	636.74	960.61	0.00	960.61
200	9425	CLASS OF 2025 6,015.12	40.17	2,315.80	0.00	3,087.54	5,243.38	4,055.82	1,187.56
200	9426	CLASS OF 2026 3,598.64	166.01	20,933.43	3,652.97	13,219.45	11,312.62	60,396.80	-49,084.18
200	9427	CLASS OF 2027 1,431.20	9.60	4,900.94	0.00	2,765.00	3,567.14	235.00	3,332.14
200	9428	CLASS OF 2028 0.00	0.00	4,031.75	0.00	2,910.78	1,120.97	89.00	1,031.97
200	9999	STUD ACTIV FD WAGES/BENE 0.01	0.00	0.00	0.00	0.00	0.01	0.00	0.01
Total For Fund 200:		513,948.26	13,159.34	227,161.63	14,753.88	183,778.58	557,331.31	232,514.21	324,817.10
300	3000	ATHLETIC FUND 296,392.86	0.00	0.00	36,457.79	456,717.28	-160,324.42	54,566.81	-214,891.23
300	3001	ATHLETICS OTH 15,510.00	750.00	126,037.31	0.00	0.00	141,547.31	0.00	141,547.31
300	3002	ATH BOYS TENNIS 0.00	100.00	100.00	0.00	0.00	100.00	0.00	100.00
300	3003	ATH BOYS BB 0.00	0.00	29,275.82	0.00	0.00	29,275.82	0.00	29,275.82
300	3004	ATH GIRLS BB 0.00	0.00	16,032.99	0.00	0.00	16,032.99	0.00	16,032.99
300	3007	ATH BOYS CC 750.00	1,185.00	15,555.00	0.00	0.00	16,305.00	0.00	16,305.00

POWERSCHOOL  
 DATE: 05/09/2025  
 TIME: 10:12:09  
 SELECTION CRITERIA : ALL

MEDINA CITY SCHOOLS  
 OH Cash Position Report

PAGE NUMBER: 13

ACCOUNTING PERIOD : 10/25

FUND	SCC	DESCRIPTION BEGIN BALANCE	MTD RECEIPTS	FYTD RECEIPTS	MTD EXPENDITURES	FYTD EXPENDITURES	CURRENT FUND BALANCE	CURRENT ENCUMBRANCE	UNENCUMBERED FUND BALANCE
-----									
300	3008	ATH HS FOOTBALL 0.00	0.00	109,796.17	0.00	0.00	109,796.17	0.00	109,796.17
300	3010	ATH SOCCER 0.00	0.00	508.00	0.00	0.00	508.00	0.00	508.00
300	3012	ATH BOYS SOCCER 0.00	0.00	11,774.96	0.00	0.00	11,774.96	0.00	11,774.96
300	3013	ATH GIRLS SOCCER 0.00	0.00	9,475.92	0.00	0.00	9,475.92	0.00	9,475.92
300	3015	ATH BOYS TRACK 0.00	6,935.00	7,285.00	0.00	0.00	7,285.00	0.00	7,285.00
300	3016	ATH GIRLS TRACK 0.00	5,603.77	6,203.77	0.00	0.00	6,203.77	0.00	6,203.77
300	3017	ATH GIRLS VBALL 0.00	0.00	12,941.63	0.00	0.00	12,941.63	0.00	12,941.63
300	3018	ATH WRESTLING 0.00	5,100.00	48,172.94	0.00	0.00	48,172.94	0.00	48,172.94
300	3019	ATH BOYS LACROSSE 0.00	2,972.99	3,968.97	0.00	0.00	3,968.97	0.00	3,968.97
300	3020	ATH GIRLS LACROSSE 0.00	2,894.99	2,894.99	0.00	0.00	2,894.99	0.00	2,894.99
300	3021	ATH BOYS SWIMMING 0.00	0.00	3,878.72	0.00	0.00	3,878.72	0.00	3,878.72
300	9110	GARFIELD FIELD TRIPS 5,976.61	0.00	0.00	0.00	-234.46	6,211.07	0.00	6,211.07
300	9120	CANAVAN FIELD TRIP 0.00	3,192.90	8,508.90	477.75	6,516.02	1,992.88	2,379.25	-386.37
300	9121	WORLD WATCHER'S CLUB 7,362.04	0.00	0.00	0.00	0.00	7,362.04	0.00	7,362.04
300	9130	FENN FIELD TRIPS 407.00	1,865.00	10,586.00	876.00	8,911.00	2,082.00	700.00	1,382.00
300	9140	HERITAGE FIELD TRIPS 648.14	0.00	0.00	0.00	0.00	648.14	0.00	648.14
300	9160	BLAKE FIELD TRIPS 432.46	1,922.50	7,904.50	0.00	3,593.87	4,743.09	7,170.00	-2,426.91
300	9170	WAITE FIELD TRIPS 1,192.00	1,612.50	8,587.50	0.00	6,760.00	3,019.50	1,812.00	1,207.50
300	9180	NORTHROP FIELD TRIPS 745.70	696.00	4,411.00	693.09	6,355.38	-1,198.68	1,306.91	-2,505.59
300	9201	CL BAND FUND 14,703.40	0.00	7,187.20	0.00	9,688.59	12,202.01	6,077.44	6,124.57

POWERSCHOOL  
DATE: 05/09/2025  
TIME: 10:12:09  
SELECTION CRITERIA : ALL

MEDINA CITY SCHOOLS  
OH Cash Position Report

PAGE NUMBER: 14

ACCOUNTING PERIOD : 10/25

FUND	SCC	DESCRIPTION	BEGIN	MTD	FYTD	MTD	FYTD	CURRENT	CURRENT	UNENCUMBERED
			BALANCE	RECEIPTS	RECEIPTS	EXPENDITURES	EXPENDITURES	FUND BALANCE	ENCUMBRANCE	FUND BALANCE
300	9202	CL ORCHESTRA FD. 258.00		0.00	0.00	0.00	0.00	258.00	0.00	258.00
300	9203	CL LIBRARY 370.00		0.00	0.00	0.00	0.00	370.00	0.00	370.00
300	9204	CL CHOIR FUND 634.10		0.00	0.00	0.00	0.00	634.10	0.00	634.10
300	9208	DC AND OTHER TRIPS 2,928.32	8,691.00		103,394.00	2,290.00	116,680.12	-10,357.80	14,292.00	-24,649.80
300	9250	RT BAND FUND 11,394.96		0.00	5,971.00	405.05	3,483.80	13,882.16	5,484.00	8,398.16
300	9251	RT ORCHESTRA FUND 1,246.65		0.00	0.00	0.00	0.00	1,246.65	0.00	1,246.65
300	9252	RT CHOIR FUND 3,270.15		0.00	0.00	0.00	0.00	3,270.15	0.00	3,270.15
300	9253	RT BEEHIVE 2,558.75	250.00		1,267.55	10.00	636.24	3,190.06	639.02	2,551.04
300	9254	ZEN DEN RT 1,154.95		0.00	0.00	0.00	60.80	1,094.15	1,863.57	-769.42
300	9258	RT DIST SUPER ACTIV 1,578.52	7,692.50		114,958.00	0.00	114,949.90	1,586.62	40,719.90	-39,133.28
300	9302	MENS VOLLEYBALL 10,635.15	2,342.90		2,446.90	0.00	0.00	13,082.05	0.00	13,082.05
300	9303	HUDDLE/SHUDDLE 1,331.86		0.00	4,553.00	1,068.28	2,138.76	3,746.10	561.24	3,184.86
300	9304	LINK CREW 5,143.35		0.00	13,208.83	0.00	10,167.46	8,184.72	6,406.91	1,777.81
300	9313	MUSICAL 23,722.04	13,651.13		21,342.13	2,004.03	13,779.99	31,284.18	11,220.01	20,064.17
300	9325	MHS BAND TRIP 7,171.20		0.00	0.00	0.00	0.00	7,171.20	0.00	7,171.20
300	9334	BEEHIVE CAFE 17,857.50		0.00	0.00	0.00	68.88	17,788.62	1,931.12	15,857.50
300	9390	GLOBAL TRIPS 375.00	990.00		4,555.00	0.00	0.00	4,930.00	9,000.00	-4,070.00
300	9403	PRESCHOOL TRIP 95.00		0.00	2,960.00	0.00	2,800.00	255.00	5,200.00	-4,945.00
300	9410	SPARKLE CHEERLEADING 6,060.18		0.00	3,550.00	732.84	1,891.56	7,718.62	2,108.44	5,610.18

POWERSCHOOL  
DATE: 05/09/2025  
TIME: 10:12:09  
SELECTION CRITERIA : ALL

MEDINA CITY SCHOOLS  
OH Cash Position Report

PAGE NUMBER: 15

ACCOUNTING PERIOD : 10/25

FUND	SCC	DESCRIPTION	BEGIN	MTD	FYTD	MTD	FYTD	CURRENT	CURRENT	UNENCUMBERED
			BALANCE	RECEIPTS	RECEIPTS	EXPENDITURES	EXPENDITURES	FUND BALANCE	ENCUMBRANCE	FUND BALANCE
-----										
Total For Fund	300:									
			441,905.89	68,448.18	729,293.70	45,014.83	764,965.19	406,234.40	173,438.62	232,795.78
401	9014	ST FRANCIS AUXILIARY								
		36,384.56		0.00	121.15	0.00	36,505.71	0.00	0.00	0.00
401	9015	ST. FRANCIS AUX FY25								
		0.00		413.00	339,869.84	35,540.55	194,099.14	145,770.70	55,882.35	89,888.35
401	9017	AUX ST FRANCIS								
		37.41		0.00	0.00	0.00	0.00	37.41	0.00	37.41
401	9024	NURTURY AUXILIARY								
		7,932.93		0.00	29.11	0.00	7,962.04	0.00	0.00	0.00
401	9025	NURTURY AUX FY25								
		0.00		25.67	16,662.22	2,105.25	5,070.25	11,591.97	1,933.90	9,658.07
401	9027	AUX FUNDS NURTURY								
		72.90		0.00	0.00	0.00	0.00	72.90	0.00	72.90
401	9034	MCA AUXILIARY								
		43,736.77		0.00	155.72	0.00	43,874.67	17.82	0.00	17.82
401	9035	MCA AUXILIARY FY25								
		0.00		0.00	517,431.03	39,711.16	440,079.47	77,351.56	753.12	76,598.44
401	9066	SM WONDERS								
		1,644.12		0.00	0.00	0.00	0.00	1,644.12	0.00	1,644.12
-----										
Total For Fund	401:									
			89,808.69	438.67	874,269.07	77,356.96	727,591.28	236,486.48	58,569.37	177,917.11
432	9097	MANAGE INFO SYS								
		0.80		0.00	0.00	0.00	0.00	0.80	0.00	0.80
-----										
Total For Fund	432:									
			0.80	0.00	0.00	0.00	0.00	0.80	0.00	0.80
450	9008	SCHOOLNET PLUS FY2008								
		1.00		0.00	0.00	0.00	0.00	1.00	0.00	1.00
-----										



POWERSCHOOL  
DATE: 05/09/2025  
TIME: 10:12:09  
SELECTION CRITERIA : ALL

MEDINA CITY SCHOOLS  
OH Cash Position Report

PAGE NUMBER: 16

ACCOUNTING PERIOD : 10/25

FUND	SCC	DESCRIPTION	BEGIN BALANCE	MTD RECEIPTS	FYTD RECEIPTS	MTD EXPENDITURES	FYTD EXPENDITURES	FUND CURRENT BALANCE	CURRENT ENCUMBRANCE	UNENCUMBERED FUND BALANCE
-----										
Total For Fund	450:		1.00	0.00	0.00	0.00	0.00	1.00	0.00	1.00
451	9012	CONNECTIVITY								
		48,355.33	0.00	17,920.26	0.00	0.00	0.00	66,275.59	0.00	66,275.59
-----										
Total For Fund	451:		48,355.33	0.00	17,920.26	0.00	0.00	66,275.59	0.00	66,275.59
452	9008	SCHOOLNET PD FY08								
		66.15	0.00	0.00	0.00	0.00	0.00	66.15	0.00	66.15
-----										
Total For Fund	452:		66.15	0.00	0.00	0.00	0.00	66.15	0.00	66.15
467	9021	STUD WELLNESS AND SUCCESS								
		618.49	0.00	0.00	0.00	0.00	0.00	618.49	0.00	618.49
-----										
Total For Fund	467:		618.49	0.00	0.00	0.00	0.00	618.49	0.00	618.49
499	9012	INTERN PSYCH FY12								
		45.81	0.00	0.00	0.00	0.00	0.00	45.81	0.00	45.81
499	9013	INTERN PSYCH FY13								
		39.97	0.00	0.00	0.00	0.00	0.00	39.97	0.00	39.97
499	9014	INTERN PSYCH FY24								
		-69.00	0.00	6,557.08	0.00	6,488.08	0.00	0.00	0.00	0.00
499	9019	SCHOOL SAFETY								
		3,359.35	0.00	0.00	0.00	3,359.35	0.00	0.00	0.00	0.00
499	9024	LOCAL GOV INNOVATION FUND								
		7,750.00	0.00	0.00	0.00	0.00	0.00	7,750.00	0.00	7,750.00
499	9025	OAG SAFETY GRANT FY25								
		0.00	0.00	26,738.90	0.00	0.00	0.00	26,738.90	0.00	26,738.90

POWERSCHOOL  
DATE: 05/09/2025  
TIME: 10:12:09  
SELECTION CRITERIA : ALL

MEDINA CITY SCHOOLS  
OH Cash Position Report

PAGE NUMBER: 17

ACCOUNTING PERIOD : 10/25

FUND	SCC	DESCRIPTION	BEGIN	BALANCE	MTD RECEIPTS	FYTD RECEIPTS	MTD EXPENDITURES	FYTD EXPENDITURES	CURRENT FUND BALANCE	CURRENT ENCUMBRANCE	UNENCUMBERED FUND BALANCE
499	9039	INTERN PSYCH GRANT FY09									
		2.20		0.00	0.00	0.00	0.00	0.00	2.20	0.00	2.20
499	9112	E-TECH BLENDED LEARNING									
		321.71		0.00	0.00	0.00	0.00	0.00	321.71	0.00	321.71
499	9224	AOG WELLNESS GRANT FY24									
		25,553.31		0.00	0.00	0.00	27,192.06	-1,638.75	-1,638.75	0.00	-1,638.75
-----											
Total For Fund	499:										
		37,003.35		0.00	33,295.98	0.00	37,039.49	33,259.84	0.00		33,259.84
-----											
506	9014	RES ED GRANT									
		950.00		0.00	0.00	0.00	0.00	950.00	0.00		950.00
-----											
Total For Fund	506:										
		950.00		0.00	0.00	0.00	0.00	950.00	0.00		950.00
-----											
507	9022	ARP ESSER									
		164,374.24		0.00	0.00	0.00	0.00	164,374.24	0.00		164,374.24
507	9023	ARP STATE ACTIVITY SUP									
		322,498.00		0.00	641,360.38	0.00	963,858.38	0.00	0.00	0.00	0.00
507	9024										
		761,236.60		0.00	796,830.14	0.00	1,558,066.74	0.00	0.00	0.00	0.00
507	9121	ESSER II									
		2,824.36		0.00	0.00	0.00	5,000.39	-2,176.03	0.00		-2,176.03
507	9222	ARP ESSER HOMELESS									
		-0.36		0.00	0.00	0.00	0.00	-0.36	0.00		-0.36
-----											
Total For Fund	507:										
		1,250,932.84		0.00	1,438,190.52	0.00	2,526,925.51	162,197.85	0.00		162,197.85
-----											
516	9015	TITLE VI-B									
		2,690.82		0.00	0.00	0.00	0.00	2,690.82	0.00		2,690.82
516	9016	TITLE VI-B									
		229.90		0.00	0.00	0.00	0.00	229.90	0.00		229.90

POWERSCHOOL  
DATE: 05/09/2025  
TIME: 10:12:09  
SELECTION CRITERIA : ALL

MEDINA CITY SCHOOLS  
OH Cash Position Report

PAGE NUMBER: 18

ACCOUNTING PERIOD : 10/25

FUND	SCC	DESCRIPTION BEGIN BALANCE	MTD RECEIPTS	FYTD RECEIPTS	MTD EXPENDITURES	FYTD EXPENDITURES	CURRENT FUND BALANCE	CURRENT ENCUMBRANCE	UNENCUMBERED FUND BALANCE
516	9021	TITLE VI-B 4.85	0.00	0.00	0.00	0.00	4.85	0.00	4.85
516	9024	TITLE VI-B 32,445.59	0.00	420,279.76	0.00	452,725.35	0.00	0.00	0.00
516	9025	FY25 TITLE VI-B 0.00	0.00	789,839.96	120,540.18	1,148,467.72	-358,627.76	28,436.44	-387,064.20
-----									
Total For Fund	516:	35,371.16	0.00	1,210,119.72	120,540.18	1,601,193.07	-355,702.19	28,436.44	-384,138.63
551	9120	TITLE III LEP 2,792.08	0.00	0.00	0.00	0.00	2,792.08	0.00	2,792.08
551	9122	TITLE III LEP 722.05	0.00	0.00	0.00	0.00	722.05	0.00	722.05
551	9123	TITLE III LEP 3,536.78	0.00	0.00	0.00	0.00	3,536.78	0.00	3,536.78
551	9124	TITLE III LEP FY24 -3,317.67	0.00	0.00	0.00	272.17	-3,589.84	0.00	-3,589.84
551	9125	TITLE III - LEP 0.00	0.00	5,642.88	922.64	922.64	4,720.24	4,077.36	642.88
-----									
Total For Fund	551:	3,733.24	0.00	5,642.88	922.64	1,194.81	8,181.31	4,077.36	4,103.95
572	9024	TITLE I -62.66	0.00	127,718.03	0.00	127,655.37	0.00	0.00	0.00
572	9025	FY25 TITLE I 0.00	0.00	260,961.71	42,598.37	390,059.89	-129,098.18	2,839.89	-131,938.07
572	9116	TITLE I-D 2.83	0.00	0.00	0.00	0.00	2.83	0.00	2.83
572	9121	TITLE I-D -417.64	0.00	0.00	0.00	0.00	-417.64	0.00	-417.64
572	9122	TITLE I-D 72.63	0.00	0.00	0.00	0.00	72.63	0.00	72.63
572	9123	TITLE I-D -1,487.31	0.00	0.00	0.00	4,753.18	-6,240.49	0.00	-6,240.49

POWERSCHOOL  
 DATE: 05/09/2025  
 TIME: 10:12:09  
 SELECTION CRITERIA : ALL

MEDINA CITY SCHOOLS  
 OH Cash Position Report

PAGE NUMBER: 19

ACCOUNTING PERIOD : 10/25

FUND	SCC	DESCRIPTION BEGIN BALANCE	MTD RECEIPTS	FYTD RECEIPTS	MTD EXPENDITURES	FYTD EXPENDITURES	CURRENT FUND BALANCE	CURRENT ENCUMBRANCE	UNENCUMBERED FUND BALANCE
572	9124	TITLE I-D 34,620.25	0.00	42,915.90	0.00	77,536.15	0.00	0.00	0.00
572	9125	FY25 TITLE I-D 0.00	0.00	18,302.04	4,624.94	26,929.32	-8,627.28	9,405.42	-18,032.70
<hr/>									
Total For Fund	572:	32,728.10	0.00	449,897.68	47,223.31	626,933.91	-144,308.13	12,245.31	-156,553.44
584	9023	TITLE IV-A -1.14	0.00	0.00	0.00	0.00	-1.14	0.00	-1.14
584	9024	TITLE IV-A 5,385.49	0.00	844.10	0.00	6,229.59	0.00	0.00	0.00
584	9025	FY25 TITLE IV-A 0.00	0.00	11,162.28	6,795.32	24,048.59	-12,886.31	14,649.62	-27,535.93
<hr/>									
Total For Fund	584:	5,384.35	0.00	12,006.38	6,795.32	30,278.18	-12,887.45	14,649.62	-27,537.07
587	9023	EARLY CHILDHOOD -0.12	0.00	0.00	0.00	0.00	-0.12	0.00	-0.12
587	9024	EARLY CHILDHOOD 144.21	0.00	8,533.05	0.00	8,677.26	0.00	0.00	0.00
587	9025	FY25 PRESCHOOL 0.00	0.00	21,734.63	3,851.73	32,345.16	-10,610.53	8,056.70	-18,667.23
587	9123	ARP IDEA EARLY ED 38.98	0.00	0.00	0.00	0.00	38.98	0.00	38.98
<hr/>									
Total For Fund	587:	183.07	0.00	30,267.68	3,851.73	41,022.42	-10,571.67	8,056.70	-18,628.37
590	9022	TITLE II-A -2,370.59	0.00	0.00	0.00	0.00	-2,370.59	0.00	-2,370.59
590	9024	TITLE II-A 12,022.30	0.00	7,575.63	0.00	19,597.93	0.00	0.00	0.00

POWERSCHOOL  
DATE: 05/09/2025  
TIME: 10:12:09  
SELECTION CRITERIA : ALL

MEDINA CITY SCHOOLS  
OH Cash Position Report

ACCOUNTING PERIOD : 10/25

FUND	SCC	DESCRIPTION BEGIN BALANCE	MTD RECEIPTS	FYTD RECEIPTS	MTD EXPENDITURES	FYTD EXPENDITURES	CURRENT FUND BALANCE	CURRENT ENCUMBRANCE	UNENCUMBERED FUND BALANCE
590	9025	FY25 TITLE II-A 0.00	0.00	31,042.56	895.11	40,478.72	-9,436.16	52,236.59	-61,672.75
-----									
Total For Fund 590:		9,651.71	0.00	38,618.19	895.11	60,076.65	-11,806.75	52,236.59	-64,043.34
599	9022	NSLP EQUIP ASSIST 339.35	0.00	0.00	0.00	0.00	339.35	0.00	339.35
599	9023	OFCC SAFETY/SECURITY 33,980.50	0.00	-686.33	0.00	33,294.17	0.00	0.00	0.00
-----									
Total For Fund 599:		34,319.85	0.00	-686.33	0.00	33,294.17	339.35	0.00	339.35
-----									
GRAND TOTALS:		53,606,980.87	5,776,711.60	120,109,468.84	9,451,680.57	106,962,030.72	66,754,418.99	6,136,716.02	60,617,702.97

POWERSCHOOL  
DATE: 05/09/2025  
TIME: 10:12:09  
SELECTION CRITERIA : ALL

MEDINA CITY SCHOOLS  
OH Cash Position Report

PAGE NUMBER: 21

ACCOUNTING PERIOD : 10/25

FUND	SCC	DESCRIPTION BEGIN BALANCE	MTD RECEIPTS	FYTD RECEIPTS	MTD EXPENDITURES	FYTD EXPENDITURES	CURRENT FUND BALANCE	CURRENT ENCUMBRANCE	UNENCUMBERED FUND BALANCE
001		22,341,858.69	2,625,326.03	75,171,345.21	6,493,138.17	65,893,180.72	31,620,023.18	3,038,330.08	28,581,693.10
002		3,647,415.85	53,937.70	5,402,199.85	30,503.64	5,374,642.71	3,674,972.99	522,225.93	3,152,747.06
003		301,110.13	0.00	563,617.20	17,183.52	83,571.99	781,155.34	32,220.03	748,935.31
006		1,400,225.37	254,216.10	2,079,281.43	213,529.72	2,183,630.98	1,295,875.82	181,121.41	1,114,754.41
007		50,431.36	338.32	22,694.67	0.00	0.00	73,126.03	22,000.00	51,126.03
008		886,917.88	-13,981.31	-19,274.03	0.00	0.00	867,643.85	48,800.00	818,843.85
009		180,915.59	22,275.12	292,447.90	12,944.90	175,107.76	298,255.73	143,789.98	154,465.75
014		593,410.10	187,335.00	1,211,695.68	135,000.46	1,326,416.06	478,689.72	85,329.43	393,360.29
016		11,318,401.11	282,440.46	14,974,101.50	942,453.33	8,777,698.42	17,514,804.19	184,425.77	17,330,378.42
018		918,698.60	43,848.56	185,687.45	16,438.06	159,974.28	944,411.77	210,751.63	733,660.14
019		36,393.47	0.00	11,000.00	856.48	9,940.60	37,452.87	3,503.40	33,949.47
020		170,790.31	0.00	6,413.06	2,280.46	99,242.75	77,960.62	15.64	77,944.98
022		88,045.09	2,783.00	28,668.50	3,675.00	14,559.84	102,153.75	4,930.00	97,223.75
024		4,095,573.90	1,059,348.68	10,597,450.84	1,224,301.25	12,036,383.39	2,656,641.35	677,036.06	1,979,605.29

POWERSCHOOL  
DATE: 05/09/2025  
TIME: 10:12:09  
SELECTION CRITERIA : ALL

MEDINA CITY SCHOOLS  
OH Cash Position Report

PAGE NUMBER: 22

ACCOUNTING PERIOD : 10/25

FUND	SCC	DESCRIPTION BEGIN BALANCE	MTD RECEIPTS	FYTD RECEIPTS	MTD EXPENDITURES	FYTD EXPENDITURES	CURRENT FUND BALANCE	CURRENT ENCUMBRANCE	UNENCUMBERED FUND BALANCE
027		437,903.21	13,440.16	145,571.49	6,751.85	180,223.70	403,251.00	76,644.74	326,606.26
071		4,633,927.93	1,163,357.59	4,370,570.73	35,269.77	4,013,164.26	4,991,334.40	321,367.70	4,669,966.70
200		513,948.26	13,159.34	227,161.63	14,753.88	183,778.58	557,331.31	232,514.21	324,817.10
300		441,905.89	68,448.18	729,293.70	45,014.83	764,965.19	406,234.40	173,438.62	232,795.78
401		89,808.69	438.67	874,269.07	77,356.96	727,591.28	236,486.48	58,569.37	177,917.11
432		0.80	0.00	0.00	0.00	0.00	0.80	0.00	0.80
450		1.00	0.00	0.00	0.00	0.00	1.00	0.00	1.00
451		48,355.33	0.00	17,920.26	0.00	0.00	66,275.59	0.00	66,275.59
452		66.15	0.00	0.00	0.00	0.00	66.15	0.00	66.15
467		618.49	0.00	0.00	0.00	0.00	618.49	0.00	618.49
499		37,003.35	0.00	33,295.98	0.00	37,039.49	33,259.84	0.00	33,259.84
506		950.00	0.00	0.00	0.00	0.00	950.00	0.00	950.00
507		1,250,932.84	0.00	1,438,190.52	0.00	2,526,925.51	162,197.85	0.00	162,197.85
516		35,371.16	0.00	1,210,119.72	120,540.18	1,601,193.07	-355,702.19	28,436.44	-384,138.63

POWERSCHOOL  
DATE: 05/09/2025  
TIME: 10:12:09  
SELECTION CRITERIA : ALL

MEDINA CITY SCHOOLS  
OH Cash Position Report

ACCOUNTING PERIOD : 10/25

FUND	SCC	DESCRIPTION BEGIN BALANCE	MTD RECEIPTS	FYTD RECEIPTS	MTD EXPENDITURES	FYTD EXPENDITURES	CURRENT FUND BALANCE	CURRENT ENCUMBRANCE	UNENCUMBERED FUND BALANCE
551		3,733.24	0.00	5,642.88	922.64	1,194.81	8,181.31	4,077.36	4,103.95
572		32,728.10	0.00	449,897.68	47,223.31	626,933.91	-144,308.13	12,245.31	-156,553.44
584		5,384.35	0.00	12,006.38	6,795.32	30,278.18	-12,887.45	14,649.62	-27,537.07
587		183.07	0.00	30,267.68	3,851.73	41,022.42	-10,571.67	8,056.70	-18,628.37
590		9,651.71	0.00	38,618.19	895.11	60,076.65	-11,806.75	52,236.59	-64,043.34
599		34,319.85	0.00	-686.33	0.00	33,294.17	339.35	0.00	339.35
GRAND TOTALS:		53,606,980.87	5,776,711.60	120,109,468.84	9,451,680.57	106,962,030.72	66,754,418.99	6,136,716.02	60,617,702.97



# Medina City Schools

## Check Register For

### April 2025

5/9/25

10:24 AM

Check Date	Check Number	Vendor Name	Transaction Amount
04/01/2025	V759880	MEDINA GYMNASTICS ACADEMY INC	\$500.00
<b>04/01/2025 - Total</b>			<b>\$500.00</b>
04/02/2025	V760067	MEMO-CAPITAL ONE	\$31,319.58
04/02/2025	V760072	MEMO - A&M ENDEAVORS LLC	\$59.95
<b>04/02/2025 - Total</b>			<b>\$31,379.53</b>
04/07/2025	V759885	INDA BLATCH-GEIB	\$2,500.00
04/07/2025	V759886	NICHOLAS BRANDON MACLARREN	\$930.00
<b>04/07/2025 - Total</b>			<b>\$3,430.00</b>
04/08/2025	V760073	MEMO - WESTFIELD BANK	\$804.77
<b>04/08/2025 - Total</b>			<b>\$804.77</b>
04/10/2025	759980	A&N RESTAURANT EQUIPMENT	\$470.00
04/10/2025	759981	ADVANCE AUTO PARTS	\$1,487.65
04/10/2025	759982	AIDEN BLETSCH	\$5.00
04/10/2025	759983	AKRON BOARD OF EDUCATION	\$2,341.50
04/10/2025	759984	ALBRIGHT SECURITY CENTER INC.	\$18.00
04/10/2025	759985	AMBER ROXAN DARBY	\$5.00
04/10/2025	759986	APOLLO PEST CONTROL INC.	\$684.57
04/10/2025	759987	APPLE MOBILE LEASING INC	\$10,000.00
04/10/2025	759988	AQUACLEAR	\$26.00
04/10/2025	759989	ARMSTRONG UTILITIES INC.	\$59.95
04/10/2025	759990	BREAKTHROUGH T1D	\$350.00
04/10/2025	759991	BRIANNE BITTNER	\$5.00
04/10/2025	759992	BUZZARD TOOLS LLC	\$506.97
04/10/2025	759993	PEPSI CO BEVERAGE SALES LLC	\$427.75
04/10/2025	759994	CAMELIA CLARKE	\$5.00
04/10/2025	759995	CARISSA PATTON YOUNG	\$500.00
04/10/2025	759996	THE MEDINA GAZETTE	\$296.34
04/10/2025	759997	CITY OF MEDINA (WATER DEPT.)	\$13,892.78
04/10/2025	759998	THE CLEVELAND CLINIC FOUNDATION	\$110.00
04/10/2025	759999	CLEVELAND COMMUNICATIONS INC	\$837.00
04/10/2025	760000	CLEVELAND MUNICIPAL SCHOOL DISTRICT	\$1,168.74
04/10/2025	760001	CLEVELAND MUSEUM OF NAT.HIST.	\$2,290.00
04/10/2025	760002	CLEVELAND PLUMBING SUPPLY CO.	\$86.56

# Medina City Schools

## Check Register For

### April 2025

5/9/25

10:24 AM

Check Date	Check Number	Vendor Name	Transaction Amount
04/10/2025	760003	COCA COLA BOTTLING CO CSLDT	\$454.09
04/10/2025	760004	CONTINENTAL PRESS, INC	\$796.32
04/10/2025	760005	CRANDALL COMPANY INC	\$13.44
04/10/2025	760006	CROWN TROPHY OF MEDINA	\$1,456.52
04/10/2025	760007	DANIEL SMITH	\$5.00
04/10/2025	760008	DIRECT AIR SYSTEMS INC.	\$201.49
04/10/2025	760009	DISCOVERY EDUCATION INC	\$1,695.00
04/10/2025	760010	DOUGH GO'S	\$352.00
04/10/2025	760011	ALL AROUND BODY SHOP INC	\$985.00
04/10/2025	760012	PITT SPECIALTY SUPPLY, INC.	\$251.65
04/10/2025	760013	GORDON FOOD SERVICE	\$366.86
04/10/2025	760014	GREAT LAKES BIOMEDICAL LLC	\$437.75
04/10/2025	760015	MEDINA AREA CHAMBER OF COMMERCE	\$75.00
04/10/2025	760016	GRIZZLY AUTO & TIRE	\$1,456.75
04/10/2025	760017	HOME DEPOT CREDIT SERVICES	\$374.49
04/10/2025	760018	HOME SCIENCE TOOLS	\$121.66
04/10/2025	760019	IMPERIAL DADE	\$1,237.29
04/10/2025	760020	INSECT LORE PRODUCTS	\$248.89
04/10/2025	760021	JANICE HENSLEY	\$275.00
04/10/2025	760022	KATHERINE OREN	\$92.95
04/10/2025	760023	LEADERSHIP MEDINA COUNTY	\$100.00
04/10/2025	760024	LODI LUMBER CO	\$99.97
04/10/2025	760025	MACKIN BOOK COMPANY	\$3,561.36
04/10/2025	760026	MARS ELECTRIC CO.	\$33.19
04/10/2025	760027	MCS FOOD SERVICE DEPT.	\$20.77
04/10/2025	760028	MEDINA MANAGEMENT COMPANY LLC.	\$352.80
04/10/2025	760029	MEDINA CITY SCHOOLS	\$65,582.62
04/10/2025	760030	MEDINA CITY SCHOOLS - BUSINESS DEPT	\$674.96
04/10/2025	760031	MEGAN AND JACOB KAUFMAN	\$240.00
04/10/2025	760032	MIDLAND HARDWARE COMPANY	\$408.39
04/10/2025	760033	MONTVILLE POLICE DEPARTMENT	\$832.00
04/10/2025	760034	NADINE ICKE	\$5.00
04/10/2025	760035	ALFRED NICKLES BAKERY INC	\$1,422.74

# Medina City Schools

## Check Register For

### April 2025

5/9/25

10:24 AM

Check Date	Check Number	Vendor Name	Transaction Amount
04/10/2025	760036	OHIO EDISON COMPANY	\$37,783.89
04/10/2025	760037	OHIO SCHOOL BOARDS ASSOC	\$500.00
04/10/2025	760038	AKRON DISTRICT OH HS SPEECH LEAGUE	\$34.00
04/10/2025	760039	OSU EXTENSION, MEDINA COUNTY	\$300.00
04/10/2025	760040	QUINN HAYDEN	\$140.00
04/10/2025	760041	QUINN MCCORD	\$5.00
04/10/2025	760042	ROWLEYS WHOLESALE	\$1,088.00
04/10/2025	760043	RUMPKE OF OHIO INC	\$1,531.38
04/10/2025	760044	SC STRATEGIC SOLUTIONS LLC	\$1,173.03
04/10/2025	760045	SHERWIN WILLIAMS COMPANY	\$101.90
04/10/2025	760046	STAPLES INC	\$199.10
04/10/2025	760047	TEJINDER SHEERRA	\$905.80
04/10/2025	760048	TODD SHAPIRO	\$210.00
04/10/2025	760049	TRACY BROWN	\$260.00
04/10/2025	760050	TRECA DIGITAL ACADEMY	\$12,375.00
04/10/2025	760051	UNITED RENTALS (N AMERICA) INC	\$210.00
04/10/2025	760052	VERIZON WIRELESS	\$52.50
04/10/2025	760053	W W WILLIAMS COMPANY LLC	\$215.25
04/10/2025	760054	WELLINGTON IMPLEMENT CO. INC.	\$162.58
04/10/2025	760055	WOLFF BROS. SUPPLY INC.	\$10,576.71
04/10/2025	V759888	CINTAS CORPORATION NO 2 (V-CARD)	\$1,760.85
04/10/2025	V759889	FOLLETT SCHOOL SOLUTIONS (V-CARD)	\$34.95
04/10/2025	V759890	POINT SPRING & DRIVESHAFT (V-CARD)	\$562.35
04/10/2025	V759891	TK ELEVATOR CORP. (V-CARD)	\$664.00
<b>04/10/2025 - Total</b>			<b>\$190,651.05</b>
04/11/2025	1044300	KIDS FIRST	\$12.00
04/11/2025	1044301	OAPSE	\$3,910.65
04/11/2025	1044302	OEA FUND	\$158.50
04/11/2025	1044303	KEITH L RUCINSKI, CHAPTER 13 TRSTEE	\$1,432.16
04/11/2025	1044304	PEOPLE QUALIFIED COMMITTEE	\$15.41
04/11/2025	V1044285	MEMO-FLEXSAVE	\$14,184.57
04/11/2025	V1044286	MEDINA CITY SCHOOLS FOUNDATION	\$62.00
04/11/2025	V1044287	MEMO - SERS - BOARD	\$60,783.95

# Medina City Schools

## Check Register For

### April 2025

5/9/25

10:24 AM

Check Date	Check Number	Vendor Name	Transaction Amount
04/11/2025	V1044288	MEMO - STRS - BOARD	\$248,628.03
04/11/2025	V1044289	MEMO -EFTPS - TAXES	\$256,879.98
04/11/2025	V1044290	MEMO -MEDINA CITY SCHOOLS	\$516,238.57
04/11/2025	V1044291	MEMO MET LIFE INSURANCE	\$4,814.15
04/11/2025	V1044292	MEMO --S E R S - EMPLOYEE	\$43,960.73
04/11/2025	V1044293	MEMO --S T R S - EMPLOYEE	\$259,815.87
04/11/2025	V1044294	OHIO BUSINESS GATEWAY	\$46,489.30
04/11/2025	V1044295	OHIO CHILD SUPPORT PAYMENT CENTRAL	\$1,237.56
04/11/2025	V1044296	OHIO DEFERRED COMPENSATION -MEMO	\$12,785.36
04/11/2025	V1044297	MEMO - OMNI	\$37,361.11
04/11/2025	V1044298	TRUSTMARK VOLUNTARY BENEFITS	\$1,592.39
04/11/2025	V1044299	UNITED WAY MEDINA & SUMMIT CO	\$135.95
04/11/2025	V759892	ACHIEVEMENT ADVANTAGE	\$1,350.00
04/11/2025	V759893	AIRGAS USA LLC	\$44.59
04/11/2025	V759894	AKRON BEARING COMPANY INC.	\$234.45
04/11/2025	V759895	AKRON CHILDRENS HOSPITAL	\$44,809.50
04/11/2025	V759896	ALAN T ROLAND	\$693.75
04/11/2025	V759900	AMAZON.COM	\$13,703.80
04/11/2025	V759901	ANTHONY BELSITO	\$350.00
04/11/2025	V759902	AVALON FOODSERVICE INC	\$4,682.68
04/11/2025	V759903	BLICK ART MATERIALS LLC	\$253.75
04/11/2025	V759904	NEW DAIRY HOLDCO LLC.	\$849.09
04/11/2025	V759905	CARA H ALLER	\$1,496.00
04/11/2025	V759906	CARDINAL BUS SALES & SERV INC	\$155.99
04/11/2025	V759907	CCT FINANCIAL	\$2,594.17
04/11/2025	V759908	CDWG LLC	\$350.06
04/11/2025	V759909	CHRISTIA MATTEY	\$5,399.12
04/11/2025	V759910	CHROMEBOOKPARTS.COM	\$94.95
04/11/2025	V759911	CLEVELAND CLINIC CENTER	\$22,517.25
04/11/2025	V759912	COUNS. CNTR OF WAYNE & HOLMES CTY.	\$40,587.07
04/11/2025	V759913	CUMMINS SALES AND SERVICE	\$3,452.86
04/11/2025	V759914	DAWN PROKOP	\$1,557.90
04/11/2025	V759915	SANDRA LEE DEBNAR	\$90.02

# Medina City Schools

## Check Register For

### April 2025

5/9/25

10:24 AM

Check Date	Check Number	Vendor Name	Transaction Amount
04/11/2025	V759916	DEX IMAGING LLC	\$3,800.00
04/11/2025	V759917	EMILY HUNSUCKER	\$1,305.00
04/11/2025	V759918	ENTERPRISE FM TRUST	\$8,278.77
04/11/2025	V759919	ESC OF MEDINA COUNTY	\$6,433.00
04/11/2025	V759920	GARDINER SERVICE COMPANY	\$485.00
04/11/2025	V759921	GOODWILL INDUSTRIES AKRON INC	\$3,437.88
04/11/2025	V759922	GRAINGER SUPPLY CO	\$174.30
04/11/2025	V759923	BRITTANY D HARTORY	\$141.40
04/11/2025	V759924	HD SUPPLY FACILITIES MAINTENANCE	\$78.78
04/11/2025	V759925	LITERACY RESOURCES LLC	\$576.72
04/11/2025	V759926	HERSHEY CREAMERY CO	\$798.60
04/11/2025	V759927	TODD E HODKEY	\$501.20
04/11/2025	V759928	INNOVATIVE SOLUTIONS DISTRIBUTION	\$2,025.00
04/11/2025	V759929	INTEGRITY SPORT TEAM SALES LLC	\$949.10
04/11/2025	V759930	J LUKE BRILL	\$1,120.00
04/11/2025	V759931	JAMES W. TIGHE	\$431.25
04/11/2025	V759932	JOHNSTONE SUPPLY	\$6,497.66
04/11/2025	V759933	JUSTWRITE, INC.	\$210.00
04/11/2025	V759934	JW PEPPER & SON, INC.	\$1,075.70
04/11/2025	V759935	KINGS III EMERGENCY COMMUNICATIONS	\$274.19
04/11/2025	V759936	LLA THERAPY LLC.	\$46,060.16
04/11/2025	V759937	LEARNING A-Z, LLC	\$90.00
04/11/2025	V759938	LEARNWELL	\$406.98
04/11/2025	V759939	MICHELLE ELIZABETH LEWANDOWSKI	\$37.94
04/11/2025	V759940	KATELYN J LOPEZ	\$115.78
04/11/2025	V759941	LORI S KELLY	\$2,016.00
04/11/2025	V759942	TRACY ANN MACHALEC	\$66.99
04/11/2025	V759943	MCMASTER-CARR SUPPLY COMPANY	\$122.48
04/11/2025	V759944	MICHAEL L WESNER	\$2,534.64
04/11/2025	V759945	MEGAN RENEE MONTGOMERY	\$54.21
04/11/2025	V759946	MUSIC AND ARTS	\$1,965.76
04/11/2025	V759947	NAPA AUTO PARTS	\$346.09
04/11/2025	V759948	NASCO EDUCATION, LLC.	\$819.02

# Medina City Schools

## Check Register For

### April 2025

5/9/25

10:24 AM

Check Date	Check Number	Vendor Name	Transaction Amount
04/11/2025	V759949	NASSP	\$95.00
04/11/2025	V759950	NICHOLAS BRANDON MACLARREN	\$1,275.00
04/11/2025	V759951	RYAN KARL O'CULL	\$115.50
04/11/2025	V759952	OHIO SCHOOLS COUNCIL (GAS, ETC)	\$19,250.00
04/11/2025	V759953	OTICON INC	\$639.99
04/11/2025	V759954	P & A ADMINISTRATIVE SERVICES	\$1,237.20
04/11/2025	V759955	POWERSCHOOL HOLDINGS LLC	\$34,775.14
04/11/2025	V759956	PRO-ED INC.	\$63.80
04/11/2025	V759957	QUENCH USA, INC.	\$59.95
04/11/2025	V759958	QUILL CORPORATION	\$58.81
04/11/2025	V759959	KAYLA MARIE RODRIGUEZ	\$82.11
04/11/2025	V759960	RYAN HERCO PRODUCTS CORP	\$3,081.03
04/11/2025	V759961	SCHOOL SPECIALTY LLC.	\$325.20
04/11/2025	V759962	SCOTT SCRIVEN LLP	\$8,704.00
04/11/2025	V759963	ANGELA RAE SELLARS	\$235.62
04/11/2025	V759964	SENDERO THERAPIES INC.	\$62,776.44
04/11/2025	V759965	SPORTSWORLD CUSTOM IMPRINTED APP	\$295.68
04/11/2025	V759966	STANTON'S SHEET MUSIC INC	\$134.81
04/11/2025	V759967	SUZANNE R PRICE	\$246.03
04/11/2025	V759968	SYNOVIA SOLUTIONS, LLC.	\$237.60
04/11/2025	V759969	TAYLOR CONSULTING GROUP	\$33,434.00
04/11/2025	V759970	TECHNOLOGY ENGINEERING GROUP, LLC	\$4,938.00
04/11/2025	V759971	TREE MAINTENANCE SERVICE INC	\$375.00
04/11/2025	V759972	ULINE, INC	\$647.38
04/11/2025	V759973	AMICO LLC	\$2,369.40
04/11/2025	V759974	USA MOBILE DRUG TESTING	\$268.00
04/11/2025	V759975	VERNIER SOFTWARE & TECHNOLOGY INC.	\$177.00
04/11/2025	V759976	VINSON GROUP LLC	\$10,068.91
04/11/2025	V759977	VISION IMPAIRED EDUCATION SERVICES	\$1,293.75
04/11/2025	V759978	WRAPAROUND EXPERTS, LLC	\$6,258.25
04/11/2025	V759979	ZINKAN ENTERPRISES INC.	\$2,937.00
04/11/2025	V760068	MEMO - A&M ENDEAVORS LLC	\$54.23
04/11/2025	V760069	MEMO MET LIFE INSURANCE	\$36.32

# Medina City Schools

## Check Register For

### April 2025

5/9/25

10:24 AM

Check Date	Check Number	Vendor Name	Transaction Amount
<b>04/11/2025 - Total</b>			<b>\$1,945,540.99</b>
04/14/2025	V760056	MEMO -MEDINA CITY SCHOOLS	\$32,939.94
04/14/2025	V760058	GORDON FOOD SERVICE	\$18,832.17
04/14/2025	V760170	MEMO - MEDICAL MUTUAL	\$475,266.08
04/14/2025	V760172	MEMO - MEDICAL MUTUAL	\$159,798.62
<b>04/14/2025 - Total</b>			<b>\$686,836.81</b>
04/15/2025	V760059	MEMO - MEDICAL MUTUAL	\$60,693.25
04/15/2025	V760071	SYSCO CLEVELAND INC	\$35,877.45
<b>04/15/2025 - Total</b>			<b>\$96,570.70</b>
04/17/2025	760121	A-1 PRINTING LLC	\$33.60
04/17/2025	760122	ADVANCE AUTO PARTS	\$698.08
04/17/2025	760123	ARMSTRONG UTILITIES INC.	\$857.94
04/17/2025	760124	AUSTINTOWN-FITCH HIGH SCHOOL	\$400.00
04/17/2025	760125	BEREA-MIDPARK HIGH SCHOOL ATH BOOST	\$50.00
04/17/2025	760126	BUEHLER'S FRESH FOODS	\$40.00
04/17/2025	760127	BUZZARD TOOLS LLC	\$64.99
04/17/2025	760128	CHRISTOPHER ILG	\$3,000.00
04/17/2025	760129	CHRISTY KORKAN	\$2,800.00
04/17/2025	760130	CHUCK'S CUSTOM LLC	\$1,412.30
04/17/2025	760131	CITY OF MEDINA (CIVIL SERVICE)	\$20,668.80
04/17/2025	760132	CLEVELAND HEIGHTS RUNNING BOOSTERS	\$550.00
04/17/2025	760133	COLUMBIA GAS OF OHIO INC	\$9,697.57
04/17/2025	760134	CONNECTION EDUCATION SERVICES INC	\$5,600.00
04/17/2025	760135	CROWN TROPHY OF MEDINA	\$78.00
04/17/2025	760136	DOUGH GO'S	\$125.60
04/17/2025	760137	EDDY'S BIKE SHOP	\$1,770.84
04/17/2025	760138	EDUCATIONAL SERVICE CENTER OF NE OH	\$34,965.00
04/17/2025	760139	MEDINA COUNTY BOARD OF EDUCATION	\$112.32
04/17/2025	760140	GORDON FOOD SERVICE	\$7.16
04/17/2025	760141	GREEN LOCAL SCHOOLS	\$300.00
04/17/2025	760142	HARRISON FORD INC	\$1,131.69
04/17/2025	760143	HG BLAKE PTO	\$200.00
04/17/2025	760144	HOME SCIENCE TOOLS	\$451.65

# Medina City Schools

## Check Register For

### April 2025

5/9/25

10:24 AM

Check Date	Check Number	Vendor Name	Transaction Amount
04/17/2025	760145	IMPERIAL DADE	\$1,517.38
04/17/2025	760146	KRISTIN POHLIG	\$150.00
04/17/2025	760147	MACKIN BOOK COMPANY	\$1,314.56
04/17/2025	760148	MAGICAL THEATRE COMPANY	\$477.75
04/17/2025	760149	MCS FOOD SERVICE DEPT.	\$627.23
04/17/2025	760150	MEDINA CITY SCHOOLS	\$213.43
04/17/2025	760151	MEDINA COUNTY BOARD OF DD.	\$8,017.92
04/17/2025	760152	MEDINA SIGN POST INC	\$108.97
04/17/2025	760153	MONTVILLE POLICE DEPARTMENT	\$48.00
04/17/2025	760154	ALFRED NICKLES BAKERY INC	\$414.96
04/17/2025	760155	OHIO EDISON COMPANY	\$56,444.59
04/17/2025	760156	OHIO HIGH SCHOOL GOLF COACHES	\$50.00
04/17/2025	760157	POSITIVE PROMOTIONS INC	\$233.08
04/17/2025	760158	QUINN HAYDEN	\$160.00
04/17/2025	760159	READ TO THEM INC	\$1,287.50
04/17/2025	760160	REALLY GOOD STUFF LLC	\$39.98
04/17/2025	760161	ROWLEYS WHOLESALE	\$770.10
04/17/2025	760162	SMETZER'S TIRE CENTER INC.	\$2,113.66
04/17/2025	760163	STRONGSVILLE CITY SCHOOLS	\$900.00
04/17/2025	760164	SUBURBAN SCHOOL TRANSPORTATION	\$78,730.39
04/17/2025	760165	TALLMADGE CITY SCHOOLS	\$450.00
04/17/2025	760166	UCP OF GREATER CLEVELAND	\$9,800.00
04/17/2025	760167	W W WILLIAMS COMPANY LLC	\$100.29
04/17/2025	760168	WOLFF BROS. SUPPLY INC.	\$69.37
04/17/2025	760169	XEROX FINANCIAL SERVICES LLC	\$11,517.00
04/17/2025	V760074	APPLEWOOD CENTERS INC (V-CARD)	\$12,105.00
04/17/2025	V760075	CINTAS CORPORATION NO 2 (V-CARD)	\$315.52
04/17/2025	V760076	DOORS AND MORE CO. INC.(USE 208861)	\$186.00
04/17/2025	V760077	POINT SPRING & DRIVESHAFT (V-CARD)	\$190.48
04/17/2025	V760078	ROBERT J. VERNAK (V-CARD)	\$543.00
<b>04/17/2025 - Total</b>			<b>\$273,911.70</b>
04/21/2025	V760079	ABC THERAPY, LTD	\$17,607.75
04/21/2025	V760083	AMAZON.COM	\$7,836.03



# Medina City Schools

## Check Register For

### April 2025

5/9/25

10:24 AM

Check Date	Check Number	Vendor Name	Transaction Amount
04/21/2025	V760084	ANTHONY BELSITO	\$1,010.00
04/21/2025	V760085	JJ'S WOLFPACK ENTERPRISES LTD	\$120.00
04/21/2025	V760086	AVALON FOODSERVICE INC	\$6,554.47
04/21/2025	V760087	NEW DAIRY HOLDCO LLC.	\$4,997.60
04/21/2025	V760088	BSN SPORTS LLC	\$2,022.94
04/21/2025	V760089	CARDINAL BUS SALES & SERV INC	\$7,066.27
04/21/2025	V760090	CENTERRA CO-OP	\$7,592.10
04/21/2025	V760091	DATA RECOGNITION CORP.	\$750.46
04/21/2025	V760092	TIFFANY IRENE EMERSON-KOSMAN	\$146.51
04/21/2025	V760093	EMILY HUNSUCKER	\$2,170.00
04/21/2025	V760094	ESC OF MEDINA COUNTY	\$53,677.92
04/21/2025	V760095	LITERACY RESOURCES LLC	\$44.50
04/21/2025	V760096	HERSHEY CREAMERY CO	\$1,952.52
04/21/2025	V760097	INTEGRITY SPORT TEAM SALES LLC	\$10,676.94
04/21/2025	V760098	JW PEPPER & SON, INC.	\$370.38
04/21/2025	V760099	KELSEY ELIZABETH KLATKA	\$500.00
04/21/2025	V760100	RACHEL OLIVIA KNAGGS	\$200.00
04/21/2025	V760101	LEARNWELL	\$135.66
04/21/2025	V760102	KATELYN J LOPEZ	\$45.36
04/21/2025	V760103	LORI S KELLY	\$2,016.00
04/21/2025	V760104	MCMASTER-CARR SUPPLY COMPANY	\$37.33
04/21/2025	V760105	MICHAEL L WESNER	\$2,464.88
04/21/2025	V760106	MUSIC AND ARTS	\$243.00
04/21/2025	V760107	NAPA AUTO PARTS	\$8.61
04/21/2025	V760108	NASCO EDUCATION, LLC.	\$700.76
04/21/2025	V760109	OTC BRANDS INC	\$249.58
04/21/2025	V760110	PETERS KALAIL & MARKAKIS CO. L.P.A	\$1,105.50
04/21/2025	V760111	PSI AFFILIATES INC.	\$10,669.44
04/21/2025	V760112	QUADIENT FINANCE USA, INC	\$4,000.00
04/21/2025	V760113	REDTREE INVESTMENT GROUP	\$1,296.12
04/21/2025	V760114	SCHOOL SPECIALTY LLC.	\$893.50
04/21/2025	V760115	SWANK MOVIE LICENSING USA	\$557.00
04/21/2025	V760116	TRANSPORTATION ACCESSORIES CO, INC.	\$625.85

# Medina City Schools

## Check Register For

### April 2025

5/9/25

10:24 AM

Check Date	Check Number	Vendor Name	Transaction Amount
04/21/2025	V760117	US AWARDS INC	\$232.22
04/21/2025	V760118	USA CUSTOM APPAREL LLC	\$637.50
04/21/2025	V760119	SUSAN D VIZER	\$25.48
04/21/2025	V760120	WHITE HOUSE ARTESIAN SPRINGS	\$56.25
04/21/2025	V760171	MEMO - MEDICAL MUTUAL	\$210,579.16
<b>04/21/2025 - Total</b>			<b>\$361,875.59</b>
04/24/2025	1045229	CENTRAL COLLECTION AGENCY	\$80.52
04/24/2025	1045230	CITY OF AKRON	\$204.49
04/24/2025	1045231	CITY OF BRUNSWICK	\$280.33
04/24/2025	1045232	KIDS FIRST	\$12.00
04/24/2025	1045233	OAPSE	\$3,910.65
04/24/2025	1045234	OEA FUND	\$158.50
04/24/2025	1045235	KEITH L RUCINSKI, CHAPTER 13 TRSTEE	\$1,432.16
04/24/2025	1045236	OHIO EDUCATION ASSOCIATION	\$729.59
04/24/2025	1045237	PEOPLE QUALIFIED COMMITTEE	\$15.41
04/24/2025	760203	ADVANCE AUTO PARTS	\$27.36
04/24/2025	760204	AG-PRO OHIO LLC	\$213.58
04/24/2025	760205	AKRON BASEBALL LLC	\$876.00
04/24/2025	760206	APPLIED INDUSTRIAL TECHNOLOGIES	\$45.47
04/24/2025	760207	ARMSTRONG UTILITIES INC.	\$837.94
04/24/2025	760208	BARBARA A GIULIVO	\$25.00
04/24/2025	760209	BREWER-GARRETT COMPANY	\$13,500.00
04/24/2025	760210	BUZZARD TOOLS LLC	\$88.47
04/24/2025	760211	CHRISTINE KUNGLI	\$330.00
04/24/2025	760212	COCA COLA BOTTLING CO CSLDT	\$792.23
04/24/2025	760213	DOMINICS PIZZA & JO JO'S BAR	\$61.48
04/24/2025	760214	312 DOORS AND MORE LLC	\$186.00
04/24/2025	760215	PITT SPECIALTY SUPPLY, INC.	\$576.15
04/24/2025	760216	FRONTIER NORTH INC	\$2,267.94
04/24/2025	760217	GORDON FOOD SERVICE	\$307.99
04/24/2025	760218	IMPERIAL DADE	\$55.15
04/24/2025	760219	JOHN S GRIMM INC.	\$122.60
04/24/2025	760220	KIRK EICHELBERGER	\$2,000.00

# Medina City Schools

## Check Register For

### April 2025

5/9/25

10:24 AM

Check Date	Check Number	Vendor Name	Transaction Amount
04/24/2025	760221	KRISTA WAGNER	\$50.25
04/24/2025	760222	KRISTEN THORNTON	\$125.00
04/24/2025	760223	MARIA DIFRANCO	\$125.00
04/24/2025	760224	MCS FOOD SERVICE DEPT.	\$899.06
04/24/2025	760225	MELISSA COBB	\$305.00
04/24/2025	760226	NICK PHELPS	\$20.00
04/24/2025	760227	ALFRED NICKLES BAKERY INC	\$473.04
04/24/2025	760228	OVERDRIVE INC	\$463.00
04/24/2025	760229	RAS FLOOR MACHINE SERVICES LLC	\$4,910.26
04/24/2025	760230	REALLY GOOD STUFF LLC	\$527.86
04/24/2025	760231	SARAH ANN ZIMMERMAN	\$32.00
04/24/2025	760232	STEARNS VIOLINS INC.	\$478.12
04/24/2025	760233	SUPECK SEPTIC SERVICES LLC.	\$600.00
04/24/2025	760234	TARGET SPECIALTY PRODUCTS	\$3,806.00
04/24/2025	760235	W W WILLIAMS COMPANY LLC	\$708.00
04/24/2025	760236	WOLFF BROS. SUPPLY INC.	\$8.80
04/24/2025	760237	YVETTE CARDENAS	\$30.00
04/24/2025	V760173	CINTAS CORPORATION NO 2 (V-CARD)	\$906.19
04/24/2025	V760174	POINT SPRING & DRIVESHAFT (V-CARD)	\$48.24
<b>04/24/2025 - Total</b>			<b>\$43,652.83</b>
04/25/2025	V1045238	MEMO-FLEXSAVE	\$14,184.57
04/25/2025	V1045239	MEDINA CITY SCHOOLS FOUNDATION	\$62.00
04/25/2025	V1045240	MEDINA CITY TEACHERS ASSOC	\$39,045.20
04/25/2025	V1045241	MEMO - SERS - BOARD	\$63,905.13
04/25/2025	V1045242	MEMO - STRS - BOARD	\$253,104.80
04/25/2025	V1045243	MEMO -EFTPS - TAXES	\$261,179.56
04/25/2025	V1045244	MEMO -MEDINA CITY SCHOOLS	\$516,258.68
04/25/2025	V1045245	MEMO --S E R S - EMPLOYEE	\$46,179.70
04/25/2025	V1045246	MEMO --S T R S - EMPLOYEE	\$264,558.47
04/25/2025	V1045247	OHIO BUSINESS GATEWAY	\$47,461.54
04/25/2025	V1045248	OHIO CHILD SUPPORT PAYMENT CENTRAL	\$1,237.56
04/25/2025	V1045249	OHIO DEFERRED COMPENSATION -MEMO	\$12,800.36
04/25/2025	V1045250	MEMO - OMNI	\$37,736.11

# Medina City Schools

## Check Register For

### April 2025

5/9/25

10:24 AM

Check Date	Check Number	Vendor Name	Transaction Amount
04/25/2025	V1045251	R.I.T.A.	\$54,016.61
04/25/2025	V1045252	SCHOOL DISTRICT INCOME TAX	\$3,210.90
04/25/2025	V1045253	TRUSTMARK VOLUNTARY BENEFITS	\$1,592.39
04/25/2025	V1045254	UNITED WAY MEDINA & SUMMIT CO	\$135.95
04/25/2025	V1045255	WORKERS COMP MEMO	\$13,440.16
04/25/2025	V760176	AMAZON.COM	\$4,320.88
04/25/2025	V760177	AVALON FOODSERVICE INC	\$4,865.42
04/25/2025	V760178	NEW DAIRY HOLDCO LLC.	\$1,596.22
04/25/2025	V760179	PEPSI CO BEVERAGE SALES LLC	\$964.92
04/25/2025	V760180	CCT FINANCIAL	\$1,213.72
04/25/2025	V760181	CHROMEBOOKPARTS.COM	\$1,649.40
04/25/2025	V760182	CROSS THREAD SOLUTIONS LLC	\$712.40
04/25/2025	V760183	DAWN PROKOP	\$1,341.53
04/25/2025	V760184	DENISE ROBISON	\$330.00
04/25/2025	V760185	DISCOUNT SCHOOL SUPPLY	\$1,216.18
04/25/2025	V760186	GRAINGER SUPPLY CO	\$288.76
04/25/2025	V760187	HEALTHCARE BILLING SERVICES	\$1,408.27
04/25/2025	V760188	HERSHEY CREAMERY CO	\$955.92
04/25/2025	V760189	KELSEY ELIZABETH KLATKA	\$5.46
04/25/2025	V760190	LEARNWELL	\$271.32
04/25/2025	V760191	MATH LEARNING CENTER	\$183.60
04/25/2025	V760192	MCMASTER-CARR SUPPLY COMPANY	\$706.26
04/25/2025	V760193	NAPA AUTO PARTS	\$269.82
04/25/2025	V760194	NICHOLAS BRANDON MACLARREN	\$690.00
04/25/2025	V760195	OHIO SCHOOLS COUNCIL (GAS, ETC)	\$75.00
04/25/2025	V760196	SCHOOL SPECIALTY LLC.	\$206.36
04/25/2025	V760197	SWANK MOVIE LICENSING USA	\$586.00
04/25/2025	V760198	TECHNOLOGY ENGINEERING GROUP, LLC	\$1,942.50
04/25/2025	V760199	TOTAL EDUCATION SOLUTIONS, INC.	\$16,865.28
04/25/2025	V760200	AMICO LLC	\$2,690.41
04/25/2025	V760201	NEW PRECISION TECHNOLOGY, LLC	\$139.33
04/25/2025	V760202	WARD'S SCIENCE	\$203.97
<b>04/25/2025 - Total</b>			<b>\$1,675,808.62</b>

# Medina City Schools

## Check Register For

### April 2025

5/9/25

10:24 AM

Check Date	Check Number	Vendor Name	Transaction Amount
04/28/2025	V760239	MEMO - MEDICAL MUTUAL	\$242,818.61
<b>04/28/2025 - Total</b>			<b>\$242,818.61</b>
04/29/2025	V760238	MEMO MET LIFE INSURANCE	\$3,266.55
<b>04/29/2025 - Total</b>			<b>\$3,266.55</b>
04/30/2025	V760240	MEMO - P & A ADMINISTRATIVE	\$19,291.65
04/30/2025	V760241	MEMO - BUREAU WORK COMP	\$6,751.85
04/30/2025	V760242	MEMO MET LIFE INSURANCE	\$51,313.81
<b>04/30/2025 - Total</b>			<b>\$77,357.31</b>
<b>Overall - Total</b>			<b>\$5,634,405.06</b>

Fiscal Year	Fund - Expledger	Function First Two Digits	Fiscal Year Budgeted Amount
25	0010000	1100	\$12,810,886.42
25	0010000	1100	\$20,580,905.32
25	0010000	1100	\$7,632,540.90
25	0010000	1100	\$9,127,659.71
25	0010000	1100	\$55,873.54
25	0010000	1100	\$129,744.32
25	0010000	1100	\$42,636.41
25	0010000	1200	\$343,756.36
25	0010000	1200	\$47,452.53
25	0010000	1200	\$687,882.10
25	0010000	1200	\$387,168.03
25	0010000	1200	\$1,836,303.97
25	0010000	1200	\$123,099.20
25	0010000	1200	\$597,535.56
25	0010000	1200	\$478,347.12
25	0010000	1200	\$800.00
25	0010000	1200	\$389,889.47
25	0010000	1200	\$2,997.53
25	0010000	1200	\$1,262,911.56
25	0010000	1200	\$15,000.00
25	0010000	1200	\$147,430.83
25	0010000	1200	\$348,661.31
25	0010000	1200	\$392,871.21
25	0010000	1200	\$3,630,678.90
25	0010000	1300	\$221,116.20
25	0010000	1300	\$13,534.40
25	0010000	1900	\$36,118.00
25	0010000	1900	\$87,727.16
25	0010000	1900	\$2,127,753.34
25	0010000	2100	\$486,481.88
25	0010000	2100	\$1,078,944.18
25	0010000	2100	\$330,361.10
25	0010000	2100	\$442,528.67
25	0010000	2100	\$550,720.90
25	0010000	2100	\$5,000.00
25	0010000	2100	\$929,497.63
25	0010000	2100	\$753,026.98
25	0010000	2100	\$452,296.86
25	0010000	2100	\$27,308.46
25	0010000	2100	\$22,087.61
25	0010000	2200	\$3,109.57
25	0010000	2200	\$558,146.67
25	0010000	2200	\$24,583.18
25	0010000	2200	\$4,459.05
25	0010000	2200	\$536,826.99
25	0010000	2300	\$253,089.67
25	0010000	2400	\$263,518.20
25	0010000	2400	\$473,473.75
25	0010000	2400	\$19,577.95
25	0010000	2400	\$1,844.25
25	0010000	2400	\$676,294.79

Fiscal Year	Fund - Expledger	Function First Two Digits	Fiscal Year Budgeted Amount
25	0010000	2400	\$3,272,899.74
25	0010000	2400	\$5,000.00
25	0010000	2400	\$4,249.00
25	0010000	2400	\$33,270.00
25	0010000	2500	\$1,153,590.25
25	0010000	2500	\$68,641.20
25	0010000	2600	\$436,323.84
25	0010000	2600	\$166,335.42
25	0010000	2600	\$27,568.54
25	0010000	2700	\$4,541,832.27
25	0010000	2700	\$2,042,972.58
25	0010000	2700	\$2,614.33
25	0010000	2800	\$11.17
25	0010000	2800	\$18,738.82
25	0010000	2800	\$1,157.44
25	0010000	2800	\$4,919.05
25	0010000	2900	\$201,608.40
25	0010000	2900	\$320.00
25	0010000	2900	\$274,237.32
25	0010000	2900	\$10,213.81
25	0010000	3200	\$32,684.97
25	0010000	3200	\$22,540.00
25	0010000	3200	\$96.73
25	0010000	3200	\$10,500.00
25	0010000	4100	\$2,963.36
25	0010000	4100	\$3,732.73
25	0010000	4100	\$4,048.71
25	0010000	4100	\$18,875.56
25	0010000	4100	\$70,759.78
25	0010000	4100	\$10,887.17
25	0010000	4100	\$3,975.17
25	0010000	4100	\$15,026.35
25	0010000	4100	\$26,616.65
25	0010000	4500	\$47,666.00
25	0010000	4500	\$12,764.60
25	0010000	4500	\$21,398.84
25	0010000	4500	\$17,253.16
25	0010000	4500	\$91,126.48
25	0010000	4500	\$32,032.14
25	0010000	4500	\$35,960.76
25	0010000	4500	\$24,040.78
25	0010000	4500	\$12,034.16
25	0010000	4500	\$7,920.63
25	0010000	4500	\$80,838.32
25	0010000	4500	\$41,285.57
25	0010000	4500	\$2,534.40
25	0010000	4500	\$44,965.23
25	0010000	4500	\$35,732.37
25	0010000	4500	\$25,320.61
25	0010000	4500	\$33,774.09
25	0010000	4500	\$17,630.79

Fiscal Year	Fund - Expledger	Function First Two Digits	Fiscal Year Budgeted Amount
25	0010000	4500	\$8,635.86
25	0010000	4500	\$22,864.87
25	0010000	4500	\$15,407.47
25	0010000	4500	\$12,430.20
25	0010000	4500	\$21,183.05
25	0010000	4500	\$11,664.54
25	0010000	4500	\$281,773.59
25	0010000	4500	\$33,238.42
25	0010000	4500	\$18,469.70
25	0010000	4600	\$10,433.90
25	0010000	4600	\$4,151.96
25	0010000	4600	\$9,448.00
25	0010000	4600	\$26,716.95
25	0010000	4600	\$8,585.75
25	0010000	4600	\$2,714.37
25	0010000	4600	\$6,631.52
25	0010000	5600	\$256,500.00
25	0010000	7200	\$186,398.00
25	0010000	7400	\$649,329.00
25	0010000	7500	\$0.00
25	0029000	2500	\$57,000.00
25	0029000	6100	\$4,202,756.50
25	0029012	2500	\$1,500.00
25	0029012	6100	\$1,722,388.20
25	0039001	2700	\$130,000.00
25	0060000	3100	\$204,209.78
25	0060000	3100	\$1,304,244.78
25	0069006	3100	\$1,151,042.00
25	0069022	3100	\$3,691.00
25	0079004	3200	\$25,000.00
25	0079111	3200	\$0.00
25	0079333	3200	\$5,000.00
25	0089002	3200	\$300.00
25	0089003	3200	\$50,000.00
25	0089112	3200	\$700.00
25	0099000	1100	\$0.00
25	0099110	1100	\$278.12
25	0099120	1100	\$14,267.00
25	0099130	1100	\$17,182.00
25	0099140	1100	\$0.00
25	0099160	1100	\$13,801.00
25	0099170	1100	\$14,941.00
25	0099180	1100	\$13,799.00
25	0099200	1100	\$24,524.00
25	0099210	1100	\$23,203.00
25	0099300	1100	\$101,550.79
25	0099300	2400	\$90,000.00
25	0099301	2400	\$15,000.00
25	0099302	2400	\$5,000.00
25	0149016	1100	\$281,178.36
25	0149016	2400	\$73,518.39



Fiscal Year	Fund - Expledger	Function First Two Digits	Fiscal Year Budgeted Amount
25	0149016	2400	\$0.00
25	0149116	1200	\$309,137.79
25	0149116	1200	\$179,069.84
25	0149116	1200	\$54,220.60
25	0149116	2100	\$14,020.88
25	0149116	2100	\$55,000.00
25	0149116	2100	\$395,000.00
25	0149116	2200	\$4,080.53
25	0149116	2400	\$64,890.59
25	0149116	2400	\$133,226.40
25	0149116	2700	\$179.69
25	0149116	4100	\$5,420.00
25	0160000	1100	\$4,117,549.81
25	0160000	1100	\$193,211.71
25	0160000	1100	\$592,375.02
25	0160000	1200	\$0.00
25	0160000	1200	\$443,699.38
25	0160000	1200	\$129,294.76
25	0160000	1200	\$148,327.91
25	0160000	1200	\$23,562.98
25	0160000	1200	\$0.00
25	0160000	1900	\$237.67
25	0160000	2100	\$46,681.93
25	0160000	2100	\$36,314.09
25	0160000	2200	\$0.00
25	0160000	2400	\$3,222.88
25	0160000	2400	\$6,447.44
25	0160000	2400	\$65,000.00
25	0160000	2400	\$0.00
25	0160000	2400	\$0.00
25	0160000	2500	\$92,248.90
25	0160000	2700	\$7,496.18
25	0160000	2800	\$404,865.40
25	0160000	2800	\$978,462.38
25	0160000	2800	\$1,858,275.15
25	0160000	2800	\$1,026,652.71
25	0160000	2800	\$274,605.81
25	0160000	4100	\$13,739.37
25	0160410	2100	\$137,772.96
25	0161000	1100	\$282,464.30
25	0161000	1100	\$0.00
25	0161000	1200	\$329,112.67
25	0161000	2100	\$0.00
25	0169024	2500	\$0.00
25	0169024	7200	\$0.00
25	0189110	1100	\$155.00
25	0189110	2400	\$619.04
25	0189113	2200	\$0.00
25	0189120	2400	\$36,455.84
25	0189123	2200	\$5,000.00
25	0189130	1100	\$4,229.76

Fiscal Year	Fund - Expledger	Function First Two Digits	Fiscal Year Budgeted Amount
25	0189130	2400	\$30,802.26
25	0189133	2200	\$250.00
25	0189140	1100	\$0.00
25	0189140	2400	\$0.00
25	0189143	2200	\$0.00
25	0189160	1100	\$1,450.00
25	0189160	2400	\$24,409.16
25	0189161	2200	\$1,800.00
25	0189163	2200	\$4,050.00
25	0189170	1100	\$15,000.00
25	0189170	2400	\$30,100.00
25	0189171	2400	\$500.00
25	0189180	1100	\$0.00
25	0189180	2400	\$35,385.00
25	0189181	7200	\$0.00
25	0189183	2200	\$8,000.00
25	0189184	7200	\$0.00
25	0189200	2400	\$32,006.90
25	0189203	2200	\$3,400.00
25	0189210	2400	\$28,949.88
25	0189211	2200	\$6,200.00
25	0189300	2400	\$29,325.28
25	0189301	2200	\$0.00
25	0189302	1100	\$29,000.00
25	0189303	0000	\$0.00
25	0189303	3200	\$131,456.04
25	0189303	3200	\$57,897.50
25	0189303	3200	\$8,000.00
25	0189304	4300	\$26,250.00
25	0189306	2400	\$5,300.00
25	0189307	1100	\$5,500.00
25	0189308	2100	\$5,500.00
25	0189309	1100	\$6,500.00
25	0189403	1200	\$1,200.00
25	0189901	1200	\$0.00
25	0189906	2900	\$2,000.00
25	0189907	1900	\$0.00
25	0189914	2900	\$0.00
25	0189915	2900	\$6,100.00
25	0189916	2900	\$8,300.00
25	0189917	2900	\$14,000.00
25	0189918	2900	\$10,111.00
25	0189919	2900	\$789.00
25	0189920	2800	\$359.64
25	0199009	2100	\$0.00
25	0199017	2100	\$0.00
25	0199025	1200	\$5,000.00
25	0199121	2100	\$11,500.00
25	0209001	2800	\$10,256.74
25	0209001	7200	\$89,243.26
25	0229000	7900	\$10,000.00

Fiscal Year	Fund - Expledger	Function First Two Digits	Fiscal Year Budgeted Amount
25	0229300	4500	\$31,793.72
25	0229300	7200	\$0.00
25	0249001	2900	\$12,966,525.87
25	0249002	2900	\$768,484.00
25	0249094	2900	\$345,730.11
25	0270000	2900	\$342,355.60
25	0719013	2700	\$3,491,954.19
25	0719013	2800	\$763,228.81
25	0719013	7200	\$2,146,630.20
25	2009110	4600	\$143.26
25	2009121	4600	\$234.00
25	2009185	4600	\$1,400.00
25	2009201	4300	\$0.00
25	2009202	4600	\$5,000.00
25	2009205	4600	\$250.00
25	2009209	4100	\$7,014.84
25	2009251	4300	\$192.41
25	2009253	4300	\$2,000.00
25	2009254	4100	\$4,000.00
25	2009256	4100	\$3,250.00
25	2009258	4600	\$1,832.44
25	2009302	4100	\$1,250.00
25	2009303	4100	\$320.00
25	2009307	4100	\$55,577.22
25	2009309	4600	\$1,650.00
25	2009312	4100	\$20,000.00
25	2009314	4600	\$747.00
25	2009315	4600	\$470.00
25	2009318	4100	\$8,200.00
25	2009321	4600	\$20,000.00
25	2009323	4600	\$1,600.00
25	2009324	4600	\$20,000.00
25	2009325	4100	\$25,000.00
25	2009326	4100	\$5,000.00
25	2009327	4100	\$3,000.00
25	2009330	4100	\$3,400.00
25	2009332	4100	\$8,000.00
25	2009333	4600	\$70,000.00
25	2009335	4100	\$5,000.00
25	2009336	4100	\$1,000.00
25	2009337	4100	\$570.00
25	2009339	4100	\$37,000.00
25	2009340	4100	\$4,000.00
25	2009346	4100	\$135.00
25	2009350	4300	\$1,500.00
25	2009352	4100	\$7,500.00
25	2009353	4600	\$1,205.00
25	2009355	4600	\$600.00
25	2009380	4600	\$5,000.00
25	2009421	4600	\$2.50
25	2009422	4600	\$111.73

Fiscal Year	Fund - Expledger	Function First Two Digits	Fiscal Year Budgeted Amount
25	2009423	4600	\$1,769.54
25	2009424	4600	\$1,597.35
25	2009425	4600	\$0.00
25	2009426	4600	\$73,600.00
25	2009427	4600	\$3,000.00
25	2009428	4600	\$3,000.00
25	3003000	4500	\$85,000.00
25	3003000	4500	\$37,102.00
25	3003000	4500	\$372,259.73
25	3003001	7200	\$0.00
25	3003003	7200	\$0.00
25	3003004	7200	\$0.00
25	3003007	7200	\$0.00
25	3003008	7200	\$0.00
25	3003010	7200	\$0.00
25	3003012	7200	\$0.00
25	3003013	7200	\$0.00
25	3003015	7200	\$0.00
25	3003016	7200	\$0.00
25	3003017	7200	\$0.00
25	3003018	7200	\$0.00
25	3003019	7200	\$0.00
25	3003020	7200	\$0.00
25	3003021	7200	\$0.00
25	3009110	4100	\$0.00
25	3009120	4100	\$9,000.00
25	3009130	4100	\$20,000.00
25	3009140	4100	\$0.00
25	3009160	4100	\$10,950.00
25	3009170	4100	\$15,000.00
25	3009180	4100	\$12,339.85
25	3009201	4100	\$20,000.00
25	3009208	0000	\$18,849.00
25	3009208	4100	\$149,200.00
25	3009250	4100	\$12,849.00
25	3009253	4300	\$1,275.94
25	3009254	4300	\$1,924.37
25	3009258	0000	\$33,723.24
25	3009258	4100	\$136,154.00
25	3009302	4500	\$0.00
25	3009303	4600	\$2,700.00
25	3009304	4600	\$16,900.00
25	3009313	4100	\$24,000.00
25	3009334	4300	\$2,000.00
25	3009390	4600	\$9,000.00
25	3009403	1200	\$8,000.00
25	3009410	4500	\$6,560.18
25	4019012	3200	\$0.00
25	4019013	3200	\$0.00
25	4019013	7500	\$0.00
25	4019014	3200	\$20,183.08

Fiscal Year	Fund - Expledger	Function First Two Digits	Fiscal Year Budgeted Amount
25	4019014	7200	\$16,322.63
25	4019015	3200	\$320,452.47
25	4019023	3200	\$0.00
25	4019023	7500	\$0.00
25	4019024	3200	\$616.02
25	4019024	7200	\$7,346.02
25	4019025	3200	\$9,129.70
25	4019031	3200	\$0.00
25	4019032	3200	\$0.00
25	4019033	3200	\$0.00
25	4019033	7500	\$0.00
25	4019034	3200	\$20,696.36
25	4019034	7200	\$23,196.13
25	4019035	3200	\$493,916.77
25	4679021	2100	\$0.00
25	4999014	2100	\$1,866.08
25	4999014	7400	\$4,622.00
25	4999019	2400	\$3,359.35
25	4999025	2700	\$26,738.90
25	4999224	2200	\$3,361.25
25	5079022	1100	\$0.00
25	5079022	2700	\$0.00
25	5079023	1100	\$475,442.38
25	5079023	2700	\$166,118.00
25	5079023	7400	\$322,498.00
25	5079024	1100	\$129,072.24
25	5079024	1900	(\$585.00)
25	5079024	2700	\$491,074.00
25	5079024	7400	\$938,505.50
25	5079121	1100	\$0.00
25	5079121	1900	\$0.00
25	5079121	1900	\$0.00
25	5079121	2200	\$0.00
25	5079121	2700	\$0.00
25	5079121	7400	\$0.00
25	5169023	1200	\$0.00
25	5169023	1200	\$0.00
25	5169023	1200	\$0.00
25	5169023	1200	\$0.00
25	5169023	2100	\$0.00
25	5169023	2100	\$0.00
25	5169023	2100	\$0.00
25	5169023	2100	\$0.00
25	5169023	2200	\$0.00
25	5169023	2400	\$0.00
25	5169023	2400	\$0.00
25	5169023	7400	\$0.00
25	5169024	1200	\$64,829.65
25	5169024	1200	\$43,501.99
25	5169024	1200	\$14,917.70
25	5169024	1200	\$634.07

Fiscal Year	Fund - Expledger	Function First Two Digits	Fiscal Year Budgeted Amount
25	5169024	2100	\$34,263.82
25	5169024	2100	\$17,391.77
25	5169024	2100	\$18,480.00
25	5169024	2200	\$0.00
25	5169024	2400	\$10,284.35
25	5169024	3200	\$0.00
25	5169024	7400	\$248,422.00
25	5169025	1200	\$476,295.49
25	5169025	1200	\$485,826.22
25	5169025	1200	\$135,116.12
25	5169025	1200	\$4,581.00
25	5169025	2100	\$240,014.60
25	5169025	2100	\$167,176.13
25	5169025	2100	\$29,850.00
25	5169025	2200	\$22,803.21
25	5169025	2400	\$67,637.96
25	5169025	3200	\$34,986.04
25	5519025	1200	\$0.00
25	5519123	7400	\$0.00
25	5519124	1200	\$726.92
25	5519125	1200	\$7,898.80
25	5729024	1200	\$60,729.37
25	5729024	3200	\$0.00
25	5729024	7400	\$66,926.00
25	5729025	1200	\$562,235.24
25	5729025	3200	\$5,650.79
25	5729122	1100	\$0.00
25	5729123	1100	\$0.00
25	5729123	7400	\$0.00
25	5729124	1100	\$73,030.29
25	5729124	7400	\$42,528.00
25	5729125	1100	\$133,503.91
25	5849023	1100	\$0.00
25	5849023	2200	\$0.00
25	5849023	7400	\$0.00
25	5849024	2200	\$1,617.23
25	5849024	3200	\$1,980.02
25	5849024	7400	\$8,356.00
25	5849025	1900	\$4,217.85
25	5849025	2200	\$46,378.79
25	5849025	3200	\$6,856.64
25	5879023	1200	\$0.00
25	5879023	7400	\$0.00
25	5879024	1200	\$1,721.26
25	5879024	7400	\$6,956.00
25	5879025	1200	\$48,914.17
25	5879123	1200	\$0.00
25	5909023	2200	\$0.00
25	5909023	3200	\$0.00
25	5909023	7400	\$0.00
25	5909024	2200	\$8,386.18

Fiscal Year	Fund - Expdger	Function First Two Digits	Fiscal Year Budgeted Amount
25	5909024	3200	\$2,908.82
25	5909024	7400	\$24,213.00
25	5909025	2200	\$145,487.54
25	5909025	3200	\$16,354.00
25	5999023	2700	\$33,990.50
		TOTALS	\$138,006,943.55

# FORECASTED FUNDS-TRUE DAYS CASH

