

# Medina City Schools

## Forecast Fund Analysis

August 31, 2024

	2024-2025 Original Estimate (1)	Y-T-D Actual July 2024 - June 2025 (2)	Percent	Variance (3)
Beginning Balance - July 1, 2024		33,660,259.80		0.00
General Fund	22,341,858.69			
Other Funds - Substitute Levy	11,318,401.11			
Revenue	<u>85,196,807.00</u> <b>85,196,807.00</b>	<u>30,192,648.12</u> <b>30,192,648.12</b>	<u>35.4%</u>	<u>55,004,158.88</u> <b>55,004,158.88</b>
Expenditures	91,785,907.00	15,067,870.00	16.4%	76,718,037.00
Encumbrance	851,800.00	4,478,608.50		-3,626,808.50
	<u><b>92,637,707.00</b></u>	<u><b>19,546,478.50</b></u>		<u><b>73,091,228.50</b></u>
Ending Balance - June 30, 2025	<u>26,219,359.80</u>	<u>44,306,429.42</u>		<u>-18,087,069.62</u>

Original Estimate revenue, expenditure and encumbrance taken from May 2024 five-year forecast  
Includes May 2018 Substitute Levy

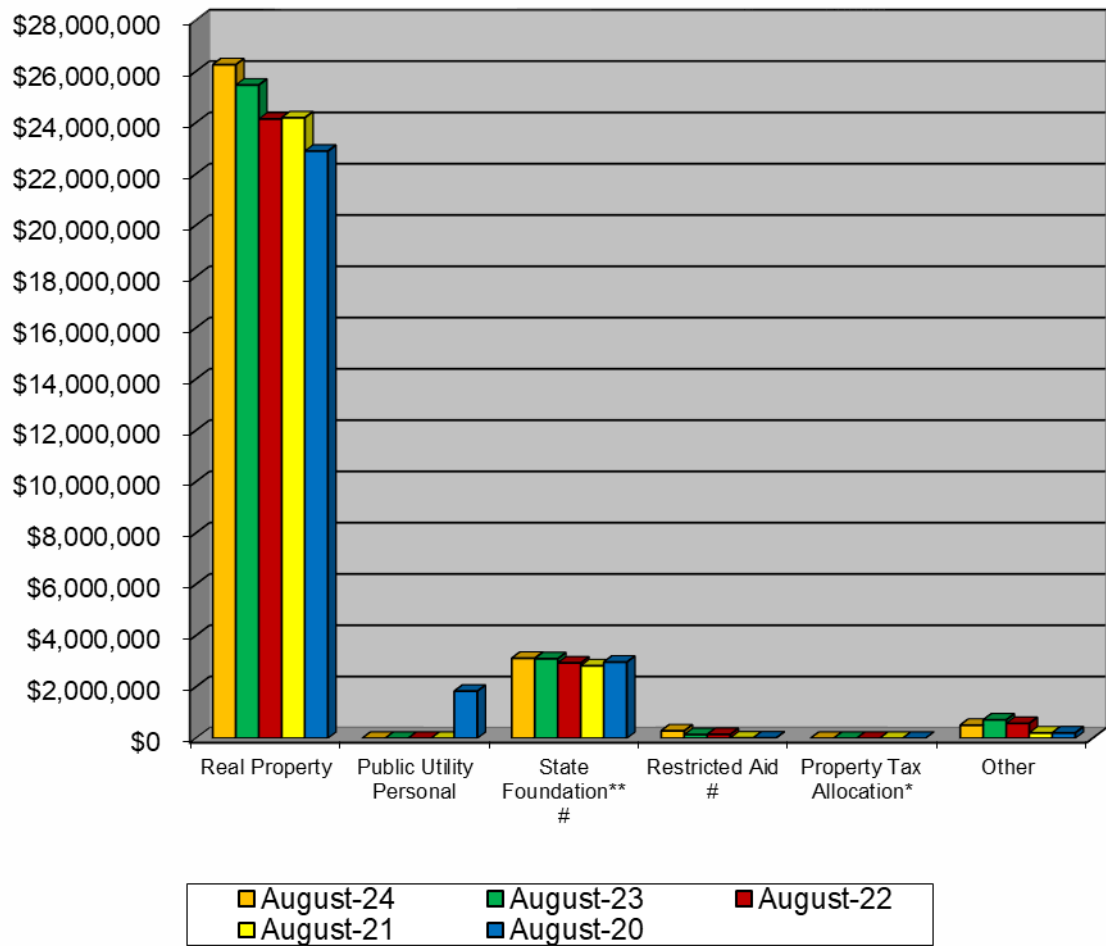
# Forecast Funds Summary

August 2024

## Revenues

1. Real Property Taxes – Total Real Property Taxes received from the beginning of the fiscal year until August 31, 2024 is \$26,267,170.00. This is an increase of 9.0% above last year's taxes received at this time. \$2,459,410.00 was collected in August.
2. Public Utility Personal Property Taxes – Total Public Utility Personal Property Taxes received from the beginning of the fiscal year until August 31, 2024 is \$-0-. These monies are distributed upon settlement from the County Auditor. This amount is listed in a separate line for State and five-year forecasting purposes. \$-0- had been transferred from Real Property Taxes in August.
3. State Foundation – State Foundation monies received from the State of Ohio from the beginning of the fiscal year until August 31, 2024 total \$3,122,547.14. This is an increase of 0.5% above last year's foundation money received at this time. \$1,662,339.78 was collected in August.
4. Restricted Aid – Restricted Aid monies are for Career Tech funding and Economically Disadvantaged Students. We have added e-Rate funding as well because these funds are restrictive to technology. Monies received from the beginning of the fiscal year until August 31, 2024 total \$292,362.50. \$133,771.37 was collected in August.
5. Homestead and Rollback – Monies received from the State of Ohio from the beginning of the fiscal year until August 31, 2024 total \$-0-. \$-0- was collected in August. Receipts are based upon the real property taxes collected and Homestead filings with the County Auditor.
6. Other – Other monies received from the beginning of the fiscal year until August 31, 2024 total \$510,568.48. This is an decrease of 28.9% above last year at this time. \$307,420.08 was collected in August.

## Forecast Fund Revenue



	August-24	August-23	August-22	August-21	August-20	Current Forecast
Real Property	\$26,267,170	\$25,474,230	\$24,146,320	\$24,197,740	\$22,894,292	\$53,115,057
Public Utility Personal	\$0	\$0	\$0	\$0	\$1,837,573	\$4,280,523
State Foundation** #	\$3,122,547	\$3,104,721	\$2,940,054	\$2,828,659	\$2,972,030	\$17,827,529
Restricted Aid #	\$292,363	\$143,287	\$152,138	\$13,810	\$13,810	\$670,501
Property Tax Allocation*	\$0	\$0	\$0	\$0	\$0	\$5,519,200
Other	\$510,568	\$718,140	\$580,957	\$211,110	\$211,678	\$3,783,996
<b>Total</b>	<b>\$30,192,648</b>	<b>\$29,440,379</b>	<b>\$27,819,469</b>	<b>\$27,251,318</b>	<b>\$27,929,383</b>	<b>\$85,196,806</b>
State %	11.3%	11.0%	11.1%	10.4%	10.7%	

\* Includes Homestead/Rollback, Tangible Personal Property Tax Fixed Rate Loss Reimbursement and Electric Deregulation.

\*\* Includes Casino Revenue in State Foundation beginning January 2013 and Economic Disadvantaged Funding in November 2013.

# Encompasses the Fair School Funding Plan as of January 2022

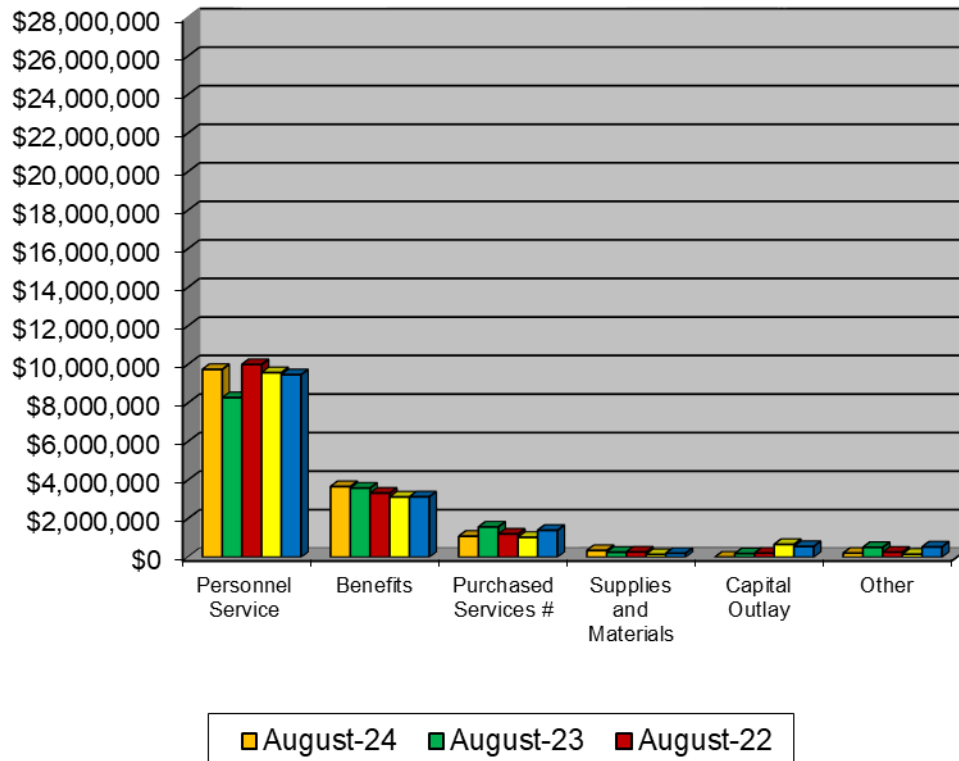
# Forecast Funds Summary

August 2024

## Expenditures

1. Personnel Services– The costs for personnel services for the School District from the beginning of the fiscal year until August 31, 2024 was \$9,742,212.23. This was an increase of 17.6% above last year at this time. \$5,661,721.62 was spent in August. There were three pays in August this year with 26 pays as opposed to two pays last year in August with 27 pays in the year.
2. Benefits – The cost for benefits for the School District from the beginning of the fiscal year until August 31, 2024 was \$3,669,055.28. This was an increase of 2.2% above last year at this time. \$1,990,967.41 was spent in August.
3. Purchased Services – The cost for purchased services for the district from the beginning of the fiscal year until August 31, 2024 total \$1,089,142.30. This was a 30.6% decrease below last year at this time. \$570,280.29 was spent in August.
4. Supplies and Materials – The cost for supplies and materials for the district from the beginning of the fiscal year until August 31, 2024 total \$350,425.66. This was a 34.5% increase above last year at this time. \$131,304.63 was spent in August.
5. Capital Outlay – The cost for capital outlay for the district from the beginning of the fiscal year until August 31, 2024 total \$5,162.85. This was a 97.2% decrease below last year at this time. 5,399.43 was spent in August.
6. Other – The cost of other expenditures excluding transfers for the district was \$211,871.68 for the fiscal year until August 31, 2024. This was a 58.5% decrease below last year at this time. \$139,207.69 was spent in August.

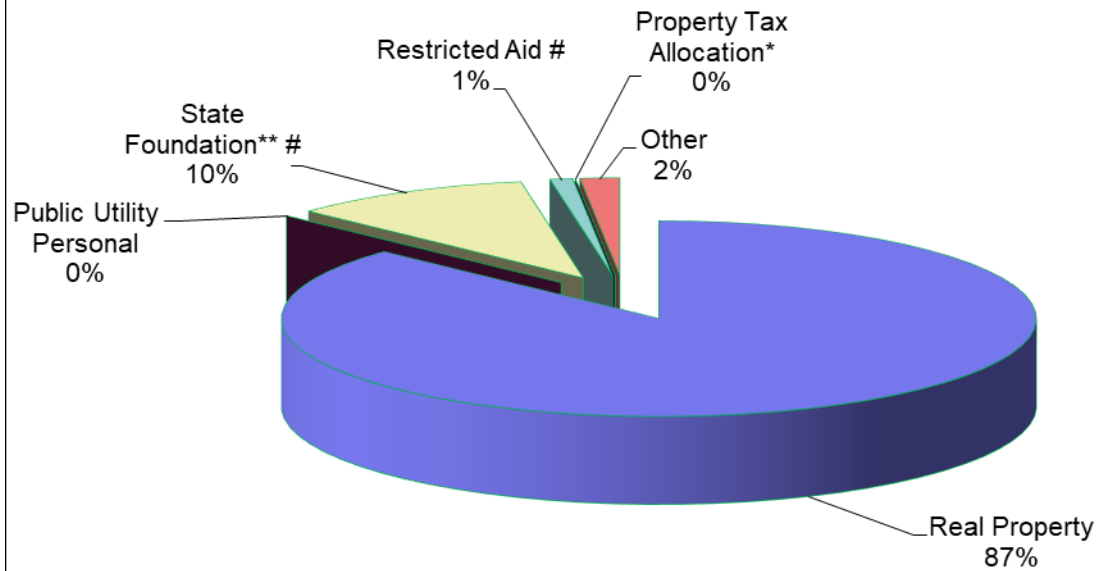
## Forecast Fund Expenditures



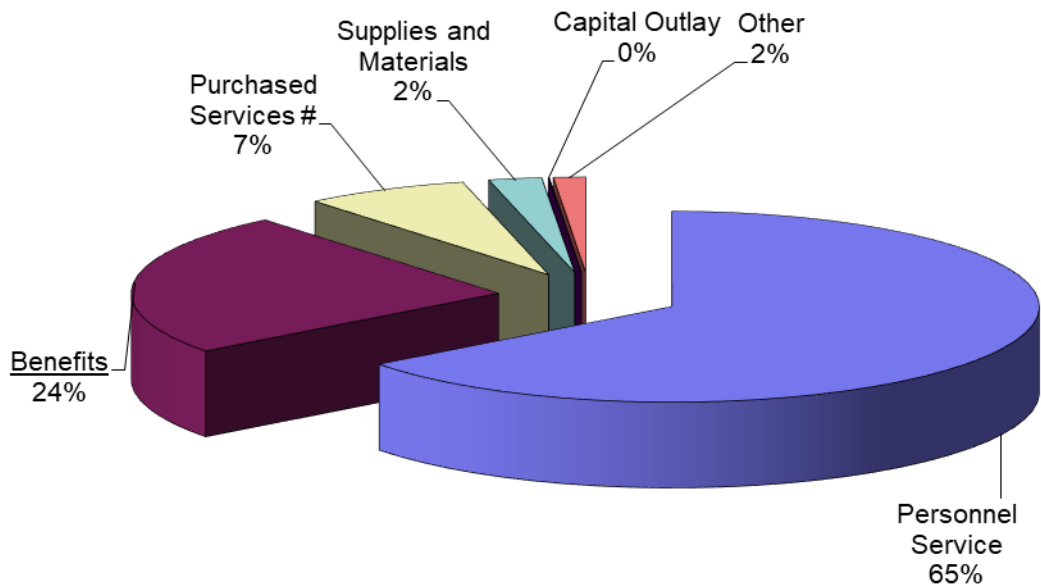
	August-24	August-23	August-22	August-21	August-20	Current Forecast
Personnel Service	\$9,742,212	\$8,282,314	\$9,997,519	\$9,576,447	\$9,470,302	\$54,548,943
Benefits	\$3,669,055	\$3,588,776	\$3,325,167	\$3,127,659	\$3,134,467	\$21,424,690
Purchased Services #	\$1,089,142	\$1,568,838	\$1,205,081	\$1,030,081	\$1,396,903	\$9,968,455
Supplies and Materials	\$350,426	\$260,467	\$271,595	\$145,001	\$204,750	\$2,113,895
Capital Outlay	\$5,163	\$186,730	\$214,873	\$665,763	\$558,465	\$582,941
Other	\$211,872	\$510,820	\$264,516	\$155,056	\$534,142	\$2,321,256
Transfers and Adv., Etc.	\$0	\$0	\$6,005	\$0	\$0	\$825,727
Other than Debt						
Total	\$15,067,870	\$14,397,944	\$15,284,757	\$14,700,008	\$15,299,028	\$91,785,907

# Reduced with Fair School Funding Plan in January 2022

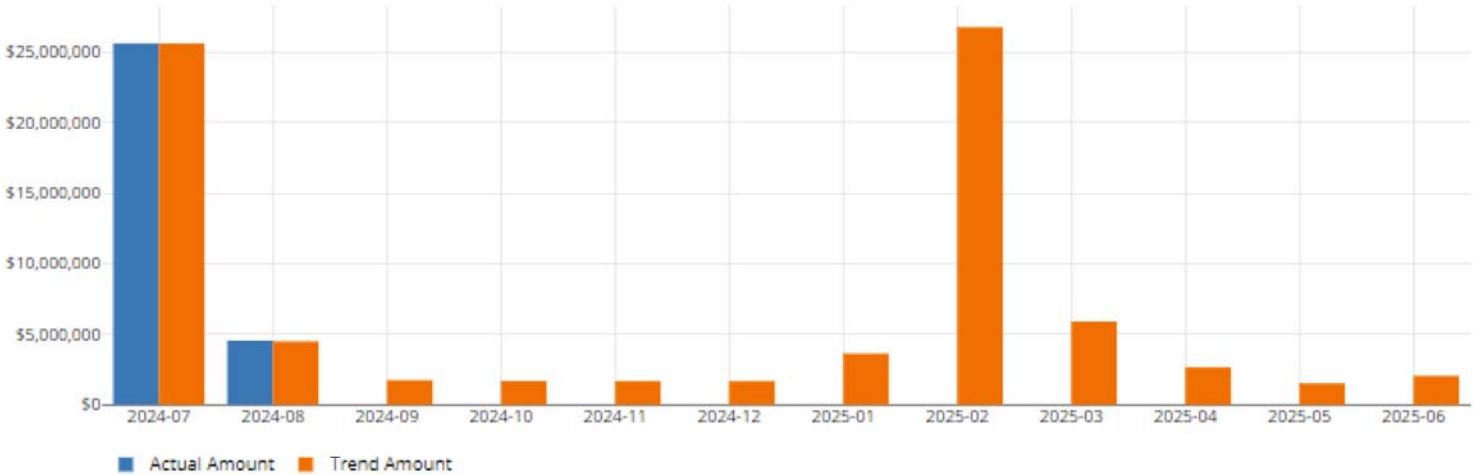
## Current Forecast Fund Revenue



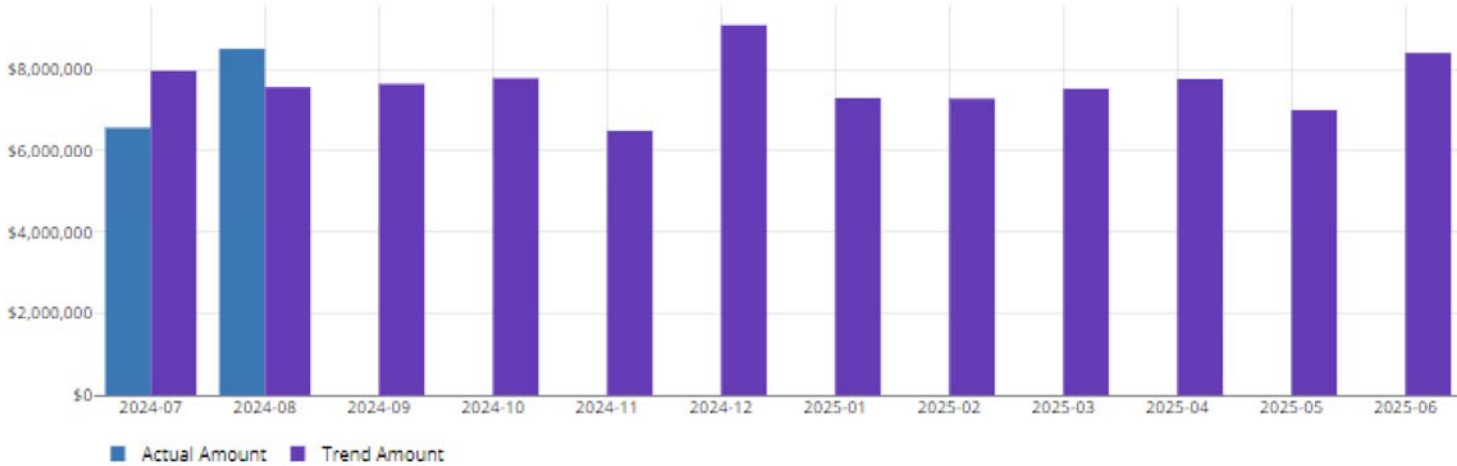
## Current Forecast Fund Expenditures



Actual vs. Trend Revenues - Operating Funds



Actual vs. Trend Expenses - Operating Funds



	07/05/24	07/19/24	08/02/24	08/16/24	08/30/24	Last Five Pay V
ADMIN	\$29,270.76	\$29,270.76	\$29,270.76	\$26,461.55	\$26,078.45	10.91%
CERT 12 MNTH- admin certified	\$28,953.44	\$28,954.00	\$41,165.89	\$41,165.89	\$41,165.89	-42.18%
ASST PRINCIPAL	\$24,223.89	\$27,231.07	\$15,378.72	\$15,378.72	\$15,378.72	36.51%
CERTIFIED 219- PRINCIPALS	\$72,063.09	\$72,063.75	\$63,638.62	\$67,693.48	\$67,693.48	6.06%
PSYCHS	\$27,557.69	\$27,556.67	\$26,068.70	\$26,068.70	\$26,068.70	5.40%
TEACHERS	1,514,172.48	1,514,172.48	1,514,172.48	\$1,514,940.76	\$1,577,112.44	-4.16%
CERTIFIED 204:	\$7,840.41	\$4,833.95	\$4,834.03	\$13,481.70	\$13,587.91	-73.31%
CERTIFIED 194:	\$7,969.45	\$7,969.45	\$7,969.30			100.00%
12 MONTH	129,452.24	136,725.91	139,780.75	138,848.61	136,932.62	-5.78%
FOOD SERVICE	\$29,029.68	\$31,500.47	\$28,206.33	\$28,206.33	\$28,200.82	2.86%
TRANSPORTATION	\$45,233.07	\$45,233.07	\$45,233.07	\$45,233.07	\$43,889.12	2.97%
IPP	\$90,073.78	\$89,597.77	\$89,597.77	\$89,597.77	\$87,480.51	2.88%
SECRETARY	\$42,549.47	\$42,549.47	\$41,319.92	\$41,355.31	\$47,051.48	-10.58%
MEDIA IPP	\$10,884.69	\$10,884.69	\$10,884.69	\$10,886.22	\$10,777.07	0.99%
PREVENTION COORDINATORS	\$10,277.42	\$10,277.42	\$10,277.23	\$10,971.23	\$10,971.23	-6.75%



# Medina City School District

## Sales Tax

Date	Sales Tax Description	Receipts	Expenditures	Balance
July 1, 2024	Beginning Balance (071) Sales Tax and (002-9012) Bond			\$4,633,927.93
July	Sales Tax Distribution	\$1,024,147.78		\$5,658,075.71
	Summer Roofing Project Consulting Services		\$8,040.00	\$5,650,035.71
	Heritage Elementary Renovation Consulting		\$4,800.00	\$5,645,235.71
	Restroom Partitions Canavan		\$12,095.00	\$5,633,140.71
	Heritage Renovation		\$235,627.26	\$5,397,513.45
	Fleet Master Lease Agreement		\$9,013.24	\$5,388,500.21
August	Heritage Elementary Renovation Consulting		\$16,800.00	\$5,371,700.21
	Fenn Concrete Sidewalk Project		\$21,237.00	\$5,350,463.21
	Installation of Lighting at PAC		\$6,262.50	\$5,344,200.71
	Paint Reno Project - Garfield		\$759.93	\$5,343,440.78
	Sealcoat Double Application Northrop		\$2,552.00	\$5,340,888.78
	Roof Replacement Project MHS		\$58,370.83	\$5,282,517.95
	Paving Project Claggett, Northrop, and Heritage		\$33,686.52	\$5,248,831.43
	Lighting Fixture Replacement PAC		\$24,452.00	\$5,224,379.43
	Fiscal Year Totals	\$1,024,147.78	\$433,696.28	

Medina City School District  
Recreation Center

Date	Description	District Revenue	District Expenses	City Reimbursements	Total Balance
July 1, 2024	Beginning Balance (003-9001)				\$ (53,485.62)
July	Batting Cage		\$18,000.00		\$ (71,485.62)
	Door Frames for Family Changing		\$6,200.00		\$ (77,685.62)
	Batting Cage			\$9,000.00	\$ (68,685.62)
	Lighting Controls Replacement		\$78,042.00		\$ (146,727.62)
August	Door Frames for Family Changing			\$3,100.00	\$ (143,627.62)
	Lighting Controls Replacement			\$39,021.00	\$ (104,606.62)
	Total Revenues, Expenditures and Reimbursements	\$ -	\$ 102,242.00	\$ 51,121.00	



Medina City Schools

**AUGUST**

**MONTH END BANK ACCOUNT BALANCES:**

OPERATING ACCOUNT - HUNTINGTON	\$ 1,045,695.36
FLEX ACCOUNT - HUNTINGTON	\$ 57,059.88
WORKERS COMP (ZBA) - HUNTINGTON	\$ -
WESTFIELD BANK	\$ 15,000.00
WESTFIELD BANK COMMERCIAL CHECKING	\$ 3,127,617.87
STAR OHIO - GENERAL	\$ 23,395,395.33
JP Morgan / Metlife Claims	\$ 25,649.30
RED TREE INVESTMENTS - GENERAL	\$ 20,858,125.72
MULTISECURITIES FIXED	\$ 12,080,000.00
MULTISECURITIES CASH FUND DEPOSITS	\$ 42,223.19
5/3RD BANK	\$ 7,070,981.90
T. ROWE PRICE Hoffman-Collins	\$ 333,094.22
DWS -Hoffman- Collins	\$ 552,378.78
DWS - Bushman	\$ 8,978.01
Kanehl Stocks	\$ 3,458.91
<b>TOTAL BANK BALANCES</b>	<b>\$ 68,615,658.47</b>

**PETTY CASH/CHANGE FUND:**

PETTY CASH	\$ -
<b>TOTAL PETTY CASH/CHANGE FUND</b>	<b>\$ -</b>

**DEPOSITS IN TRANSIT:**

Cafeteria Deposits	\$ 1,391.15
MetLife not exp in payroll out of bank 08-30-24	\$ 4,951.41
5/3rd Money Market holding	\$ 1,214,000.00
<b>TOTAL DEPOSITS IN TRANSIT</b>	<b>\$ 1,220,342.56</b>

**OUTSTANDING CHECKS:**

OPERATING ACCOUNT - HUNTINGTON:	
CHECKS	(209,859.35)
EFT-MEMO CKS	(101,977.18)
Workers Comp Outstanding Checks	(7,630.46)
Flex Outstanding Checks	(159.85)
PAYROLL ACCOUNT - HUNTINGTON:	
CHECKS	(92,152.05)
EFTS	(314,967.66)
<b>TOTAL OUTSTANDING CHECKS</b>	<b>\$ (726,746.55)</b>

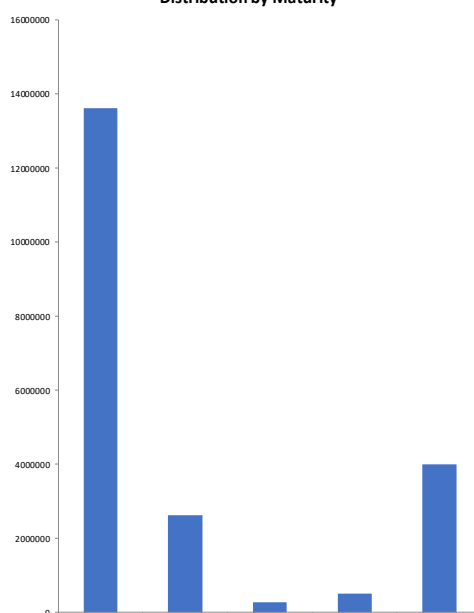
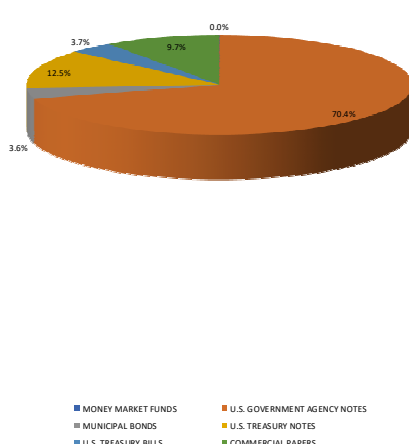
**MISCELLANEOUS ADJUSTMENTS:**

**LIABILITY BALANCES:**

QTRLY TAXES	(241.43)
DO NOT RECEIPT t rowe	(47,000.00)
ADJUSTMENTS IN TRANSIT	(128,701.93)
<b>TOTAL LIABILITIES ADJUSTMENTS</b>	<b>\$ (175,943.36)</b>
<b>TOTAL BANK BALANCE</b>	<b>\$ 68,933,311.12</b>
<b>PER FINSUM (eFP)</b>	<b>\$ 68,712,436.34</b>
<b>Difference</b>	<b>\$ 220,874.78</b>
MCOECN UPDATE ERROR	\$ 220,874.78
Net Difference	\$ 0.00

#

**Monthly Investment Summary**  
**Medina City School District**  
**US Bank Custodian Acct Ending x70982**  
 August 31, 2024

Monthly Cash Flow Activity		Market Value Summary				
<b>From 07-31-24 through 08-31-24</b>						
Beginning Book Value	20,801,562.10					
Contributions	0.00					
Withdrawals	0.00					
Realized Gains/Losses	0.00					
Gross Interest Earnings	56,563.62					
Ending Book Value	20,858,125.72					
		<b>Security Type</b>	<b>Market Value</b>	<b>Pct. Assets</b>	<b>Avg Yield at Cost</b>	<b>Wght Avg Mat</b>
		<b>Money Market Fund</b>				
		MONEY MARKET FUNDS	8,822.71	0.0	5.14	0.00
		<b>Fixed Income</b>				
		MUNICIPAL BONDS	752,152.50	3.6	0.83	0.90
		U.S. GOVERNMENT AGENCY NOTES	14,671,888.90	69.9	3.06	0.92
		U.S. TREASURY BILLS	778,186.94	3.7	5.23	0.05
		U.S. TREASURY NOTES	2,613,100.78	12.5	4.33	3.55
		Accrued Interest	139,271.86	0.7		
		<b>Commercial Paper</b>				
		COMMERCIAL PAPERS	2,024,343.59	9.6	5.48	0.34
		Accrued Interest	0.00	0.0		
		<b>TOTAL PORTFOLIO</b>	<b>20,987,767.28</b>	<b>100.0</b>	<b>3.46</b>	<b>1.16</b>
Maturity Distribution		Security Type Allocation				
<b>Distribution by Maturity</b> 						

**Disclosures:**

RedTree's internal accounting system is used as the source of the market value of this account. Although obtained from a source believed to be reliable, we cannot guarantee its accuracy. You should review all account statements provided by the custodian and compare with the statements provided by RedTree.

Questions? Call 888.596.2293 or email [info@redtreeinv.com](mailto:info@redtreeinv.com)

**Portfolio Holdings Report**  
**Medina City School District**  
**US Bank Custodian Acct Ending x70982**  
 August 31, 2024

Quantity	Cusip	Security Description	Moody's	S&P	Cost Basis	Market Value	Yield at Cost	Wtd Maturity	Purchase Date
<b>U.S. GOVERNMENT AGENCY NOTES</b>									
750,000	3130ANX88	Federal Home Ln Bank 0.500% Due 09-27-24	Aaa	AA+	749,775.00	747,646.07	0.51	0.07	09-27-21
1,500,000	3130ALQV9	Federal Home Ln Bank 0.570% Due 09-30-24	Aaa	AA+	1,500,000.00	1,494,782.88	0.57	0.08	03-30-21
500,000	3130ALTH7	Federal Home Ln Bank 0.510% Due 09-30-24	Aaa	AA+	500,000.00	498,239.04	0.51	0.08	03-30-21
2,000,000	3133EPVK8	Federal Farm Credit Bank 5.250% Due 10-02-24	Aaa	AA+	1,998,506.00	2,000,039.30	5.42	0.09	05-17-24
415,000	3130AKDS2	Federal Home Ln Bank 0.390% Due 10-28-24	Aaa	AA+	415,402.55	411,753.80	0.36	0.16	02-19-21
1,000,000	3135G06E8	Federal Natl Mtg Assoc 0.420% Due 11-18-24	Aaa	AA+	998,250.00	990,211.37	0.46	0.21	11-18-20
1,065,000	3133EPWP6	Federal Farm Credit Bank 5.500% Due 11-25-24	Aaa	AA+	1,064,829.60	1,065,534.29	5.52	0.23	09-25-23
1,000,000	3130A3GE8	Federal Home Ln Bank 2.750% Due 12-13-24	Aaa	AA+	987,919.00	993,850.98	5.38	0.28	06-24-24
1,200,000	3133EMER9	Federal Farm Credit Bank 0.470% Due 01-27-25	Aaa	AA+	1,198,620.00	1,177,588.18	0.50	0.40	10-29-20
600,000	3130AV7L0	Federal Home Ln Bank 5.000% Due 02-28-25	Aaa	AA+	595,584.00	600,343.88	5.57	0.48	10-20-23
250,000	3130AWLY4	Federal Home Ln Bank 5.125% Due 06-13-25	Aaa	AA+	249,855.00	251,150.45	5.16	0.76	08-24-23
800,000	3134GXDM3	Federal Home Ln Mtg 0.620% Due 12-01-25	Aaa	AA+	799,400.00	766,286.46	0.64	1.22	12-02-20
380,000	3134GXHD9	Federal Home Ln Mtg 0.700% Due 12-23-25	Aaa	AA+	380,000.00	363,601.10	0.70	1.28	12-23-20
500,000	3130AYP59	Federal Home Ln Bank 5.500% Due 01-26-26	Aaa	AA+	499,750.00	499,285.83	5.53	1.33	06-26-24
500,000	3130AKZ25	Federal Home Ln Bank 0.650% Due 02-26-26	Aaa	AA+	500,000.00	474,464.18	0.65	1.45	02-26-21
200,000	3133EPWK7	Federal Farm Credit Bank 4.500% Due 09-22-28	Aaa	AA+	198,250.20	205,191.70	4.70	3.62	09-29-23
300,000	3134H1ES8	Federal Home Ln Mtg 6.000% Due 09-27-28	Aaa	AA+	300,000.00	299,683.90	6.00	3.48	09-29-23
800,000	3133ERHN4	Federal Farm Credit Bank 4.250% Due 10-20-28	Aaa	AA+	795,080.00	814,484.94	4.41	3.74	06-27-24
725,000	3133EPZN8	Federal Farm Credit Bank 5.000% Due 10-24-28	Aaa	AA+	724,463.50	757,790.68	5.02	3.68	10-24-23
260,000	3130B07A1	Federal Home Ln Bank 6.000% Due 03-21-29	Aaa	AA+	260,000.00	259,959.84	6.00	3.84	03-21-24
Accrued Interest						119,173.31			
					14,715,684.85	14,791,062.21	3.06	0.92	
<b>MUNICIPAL BONDS</b>									
500,000	677581JB7	State of Ohio, OH REV 0.520% Due 12-15-24	Aa2	AA	500,000.00	493,950.00	0.52	0.29	06-08-21
250,000	668180CW0	Northwestern LSD, OH GO 5.820% Due 12-01-26	Aa2		304,310.00	258,202.50	1.42	2.07	10-12-21
Accrued Interest						4,186.39			
					804,310.00	756,338.89	0.83	0.90	
<b>U.S. TREASURY NOTES</b>									
500,000	91282CHM6	US Treasury Note 4.500% Due 07-15-26	Aaa	AA+	499,003.91	504,628.90	4.59	1.77	02-29-24

**Disclosures:**

RedTree's internal accounting system is used as the source of the market value of this account. Although obtained from a source believed to be reliable, we cannot guarantee its accuracy. You should review all account statements provided by the custodian and compare with the statements provided by RedTree.

Questions? Call 888.596.2293 or email [info@redtreeinv.com](mailto:info@redtreeinv.com)

**Portfolio Holdings Report**  
**Medina City School District**  
**US Bank Custodian Acct Ending x70982**  
 August 31, 2024

Quantity	Cusip	Security Description	Moody's	S&P	Cost Basis	Market Value	Yield at Cost	Wtd Maturity	Purchase Date
500,000	91282CHQ7	US Treasury Note 4.125% Due 07-31-28	Aaa	AA+	495,429.69	506,523.44	4.35	3.58	02-29-24
380,000	91282CJN2	US Treasury Note 4.375% Due 11-30-28	Aaa	AA+	379,940.63	389,143.75	4.38	3.82	06-28-24
500,000	91282CKD2	US Treasury Note 4.250% Due 02-28-29	Aaa	AA+	498,554.69	510,566.40	4.31	4.07	02-29-24
300,000	91282CKP5	US Treasury Note 4.625% Due 04-30-29	Aaa	AA+	299,582.77	311,191.41	4.66	4.12	04-30-24
400,000	91282CEV9	US Treasury Note 3.250% Due 06-30-29	Aaa	AA+	392,281.25	391,046.88	3.69	4.40	08-30-24
Accrued Interest						15,912.16			
					2,564,792.94	2,629,012.95	4.33	3.55	
<b>U.S. TREASURY BILLS</b>									
780,000	912797KLO	US Treasury Bill 0.000% Due 09-19-24	P-1	A-1+	777,738.87	778,186.94	5.23	0.05	08-30-24
Accrued Interest						0.00			
					777,738.87	778,186.94	5.23	0.05	
<b>COMMERCIAL PAPER</b>									
450,000	89119AM21	TD USA 0.000% Due 12-02-24	P-1	A-1+	439,253.25	444,072.15	5.47	0.25	06-24-24
400,000	89119AM39	TD USA 0.000% Due 12-03-24	P-1	A-1+	385,666.67	394,677.20	5.35	0.26	03-28-24
350,000	89233GND4	Toyota Motor Credit 0.000% Due 01-13-25	P-1	A-1+	336,061.25	343,506.10	5.53	0.37	04-18-24
600,000	17327ANM5	Citigroup 0.000% Due 01-21-25	P-1	A-1	576,015.00	588,146.40	5.55	0.39	04-26-24
260,000	89233GPM2	Toyota Motor Credit 0.000% Due 02-21-25	P-1	A-1+	249,780.18	253,941.74	5.50	0.47	05-29-24
Accrued Interest						0.00			
					1,986,776.35	2,024,343.59	5.48	0.34	
<b>MONEY MARKET FUND</b>									
	USBMMF	First American Treasury Obligations Fund			8,822.71	8,822.71	5.14		
<b>TOTAL PORTFOLIO</b>					20,858,125.72	20,987,767.28	3.46	1.16	

**Disclosures:**

RedTree's internal accounting system is used as the source of the market value of this account. Although obtained from a source believed to be reliable, we cannot guarantee its accuracy. You should review all account statements provided by the custodian and compare with the statements provided by RedTree.

Questions? Call 888.596.2293 or email [info@redtreeinv.com](mailto:info@redtreeinv.com)

Monthly Activity Reports  
 Medina City School District  
 US Bank Custodian Acct Ending x70982  
 From 08-01-24 Through 08-31-24

## GROSS INTEREST INCOME

Ex-Date	Pay-Date	Security	Amount
<b>U.S. GOVERNMENT AGENCY NOTES</b>			
08-26-24	08-26-24	Federal Home Ln Bank 0.650% Due 02-26-26	1,625.00
08-26-24	08-26-24	Federal Home Ln Bank 0.540% Due 08-26-24	310.50
08-28-24	08-28-24	Federal Home Ln Bank 5.000% Due 02-28-25	15,000.00
			16,935.50
<b>U.S. TREASURY NOTES</b>			
08-28-24	08-30-24	US Treasury Note 3.250% Due 06-30-29	-2,154.89
<b>COMMERCIAL PAPER</b>			
08-08-24	08-08-24	National Bank of Canada 0.000% Due 08-08-24	0.00
08-08-24	08-08-24	National Bank of Canada 0.000% Due 08-08-24	41,695.00
			41,695.00
<b>MONEY MARKET FUND</b>			
08-01-24	08-01-24	First American Treasury Obligations Fund	88.01
<b>GROSS INCOME</b>			<b>56,563.62</b>

**Disclosures:**

RedTree's internal accounting system is used as the source of the market value of this account. Although obtained from a source believed to be reliable, we cannot guarantee its accuracy. You should review all account statements provided by the custodian and compare with the statements provided by RedTree.

Questions? Call 888.596.2293 or email [info@redtreeinv.com](mailto:info@redtreeinv.com)

**Purchase and Sale**  
**Medina City School District**  
**US Bank Custodian Acct Ending x70982**  
 From 08-01-24 Through 08-31-24

Trade Date	Settle Date	Quantity	Security	Unit Price	Amount
<b>PURCHASES</b>					
08-30-2024	08-30-2024	780,000	US Treasury Bill 0.000% Due 09-19-24	99.71	777,738.87
08-28-2024	08-30-2024	400,000	US Treasury Note 3.250% Due 06-30-29	98.07	392,281.25
					<hr/> 1,170,020.12
<b>SALES</b>					
08-26-2024	08-26-2024	115,000	Federal Home Ln Bank 0.540% Due 08-26-24	100.00	115,000.00
08-08-2024	08-08-2024	1,000,000	National Bank of Canada 0.000% Due 08-08-24	100.00	1,000,000.00
					<hr/> 1,115,000.00

**Disclosures:**

RedTree's internal accounting system is used as the source of the market value of this account. Although obtained from a source believed to be reliable, we cannot guarantee its accuracy. You should review all account statements provided by the custodian and compare with the statements provided by RedTree.

Questions? Call 888.596.2293 or email [info@redtreeinv.com](mailto:info@redtreeinv.com)



**Realized Gains/Losses**  
**Medina City School District**  
**US Bank Custodian Acct Ending x70982**  
 From 08-01-24 Through 08-31-24

Open Date	Close Date	Quantity	Security	Cost Basis	Proceeds	Gain or Loss	
						Short Term	Long Term
08-26-2021	08-26-2024	115,000	Federal Home Ln Bank 0.540% Due 08-26-24	115,000.00	115,000.00		0.00
TOTAL GAINS						0.00	0.00
TOTAL LOSSES						0.00	0.00
TOTAL REALIZED GAIN/LOSS				115,000.00	115,000.00	0.00	0.00

**Disclosures:**

RedTree's internal accounting system is used as the source of the market value of this account. Although obtained from a source believed to be reliable, we cannot guarantee its accuracy. You should review all account statements provided by the custodian and compare with the statements provided by RedTree.

Questions? Call 888.596.2293 or email [info@redtreeinv.com](mailto:info@redtreeinv.com)

ENV# CEBQQZKZBBMBHCB\_BBBBB  
FIFTH THIRD SECURITIES, INC.  
MD 1M0B2A  
5050 KINGSLEY DRIVE  
CINCINNATI, OH 45263



MEDINA CITY SCHOOLS  
DAVID CHAMBERS  
739 WEYMOUTH RD  
MEDINA OH 44256

STATEMENT FOR THE PERIOD AUGUST 1, 2024 TO AUGUST 31, 2024

MEDINA CITY SCHOOLS - Corporation  
Account Number: [REDACTED]

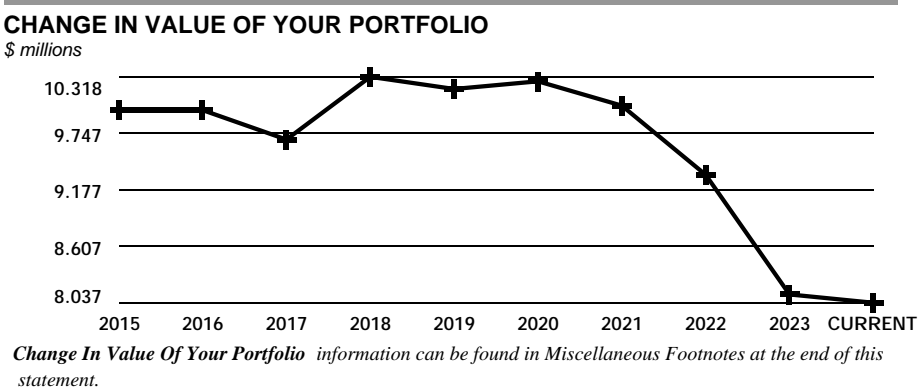
BEGINNING VALUE OF YOUR PORTFOLIO	\$7,994,830.50
TOTAL VALUE OF YOUR PORTFOLIO	\$8,037,274.70

For questions about your accounts:  
In-State: 614 744 5496  
National: 888 889 1025

By the courtesy of:  
Carter & Savage

FOR YOUR INFORMATION

Fifth Third Securities, Inc. Investments offered through Fifth Third Securities, Inc., member FINRA/SIPC



## Statement for the Period August 1, 2024 to August 31, 2024

MEDINA CITY SCHOOLS - Corporation  
Account Number: [REDACTED]



## Account Overview

CHANGE IN ACCOUNT VALUE	Current Period	Year-to-Date
BEGINNING VALUE	\$7,994,830.50	\$8,125,004.49
Additions and Withdrawals	(\$20,519.12)	(\$329,816.47)
Misc. & Corporate Actions	\$0.00	\$0.00
Income	\$20,519.12	\$80,816.47
Taxes, Fees and Expenses	\$0.00	\$0.00
Change in Value	\$42,444.20	\$161,270.21
ENDING VALUE (AS OF 08/31/24)	\$8,037,274.70	\$8,037,274.70

Refer to Miscellaneous Footnotes for more information on Change in Value.

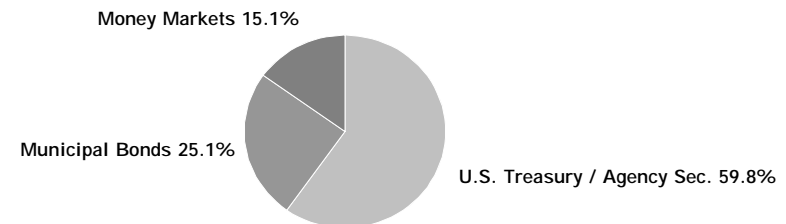
INCOME	Current Period	Year-to-Date
TAXABLE		
Taxable Dividends	\$4,275.83	\$16,079.03
Taxable Interest	\$16,243.29	\$64,737.44
TOTAL TAXABLE	\$20,519.12	\$80,816.47
TOTAL INCOME	\$20,519.12	\$80,816.47

Taxable income is determined based on information available to NFS at the time the statement was prepared, and is subject to change. Final information on taxation of interest and dividends is available on Form 1099-Div, which is mailed in February of the subsequent year.

## MESSAGES AND ALERTS

Customers wishing to learn more about their investment professional can contact the FINRA BrokerCheck Hotline Number at 1-800-289-9999 or visit the FINRA Regulation website [www.finra.org](http://www.finra.org). Customers can also obtain an investor brochure that includes information describing the FINRA BrokerCheck program by contacting Brokerage Operations 1-888-889-1025.

## ACCOUNT ALLOCATION



	Percent	Prior Period	Current Period
Money Markets	15.1 %	\$969,000.00	\$1,214,000.00
CDs	0.0	\$244,483.05	\$0.00
Municipal Bonds	25.1	\$2,001,344.20	\$2,015,104.20
U.S. Treasury / Agency Sec.	59.8	\$4,780,003.25	\$4,808,170.50
TOTAL	100.0 %	\$7,994,830.50	\$8,037,274.70

*Account Allocation* shows the percentage that each asset class represents of your total account value. Account Allocation for equities, fixed income, and other categories may include mutual funds and may be net of short positions. NFS has made assumptions concerning how certain mutual funds are allocated. Closed-end mutual funds and Exchange Traded Products (ETPs) listed on an exchange may be included in the equity allocation. The chart may not reflect your actual portfolio allocation. Consult your broker/dealer prior to making investment decisions.

**Order Routing Policy-** FTS utilizes NFS for its order executions with the exception of certain orders facilitated by its Equity Trading Desk, such as those executed pursuant to certain open-market share repurchase programs and at-the-market offerings for issuer clients. Therefore, outside of the orders executed by the Equity Trading Desk, the disclosed NFS Order Routing Policy is to be referenced. The FTS Order Routing Policy is similar to the NFS policy as absent specific order routing instructions from account holders.

Statement for the Period August 1, 2024 to August 31, 2024

MEDINA CITY SCHOOLS - Corporation  
Account Number: [REDACTED]



# Account Overview *continued*

---

## MESSAGES AND ALERTS *continued*

Order Flow Practices- SEC Rule 607 Disclosure- FTS is a customer of NFS, where NFS provides certain securities clearance services. FTS receives remuneration for directing order to a particular broker or dealer and routes orders to market centers, national securities exchanges, alternative trading systems, electronic communication networks, and broker-dealers that offer credits for certain types of orders, while assessing fees for other types of orders. Credits offered by a market center may exceed the charges assessed, such that a market center may make a payment to FTS in relation to the orders. Such remuneration, if any, is considered compensation to FTS.

Order Routing Factors- FTS transmits orders for execution to various venues based on a number of factors as noted in the NFS disclosure. The factors include, but are not limited to: the ability of a market center to execute the orders at or superior to the publicly quoted market, the speed of execution, the availability of efficient automated transaction processing, liquidity enhancement opportunities, trading characteristics of the particular securities, and the extent to which different markets may be more suitable for different types of orders or different securities.

Statement for the Period August 1, 2024 to August 31, 2024

MEDINA CITY SCHOOLS - Corporation  
Account Number: [REDACTED]



Holdings

NFS-provided cost basis, realized gain (loss) and holding period information may not reflect all adjustments necessary for tax purposes. Please refer to Footnotes and Cost Basis Information at the end of this statement for more information.

For additional information regarding your holdings, please refer to the footnotes at the end of the statement.

**Client Investment** - Reflects the amount from share purchases, transfers and conversions that have customer or third party provided cost basis. The amount does not reflect all account activity, including, but not limited to shares acquired via certain corporate actions, gifted/inherited, date of death step-up, or dividend reinvestments. The amount may fluctuate over time based on activity within the account due to buying, transferring or converting additional shares or selling all or part of a security. Transfers or conversions that do not have cost basis will not be reflected in the Client Investment amount. The reflected Client Investment amount does not represent your cost basis reported on IRS Form 1099-B, as it is a separate calculation.

CASH AND CASH EQUIVALENTS - 15.10% of Total Account Value

Description	Symbol/Cusip Account Type	Quantity	Price on 08/31/24	Current Market Value	Estimated Annual Income
<b>Money Markets</b>					
FEDERATED HERMES GOVT OBLIGATIONS IS 7 DAY YIELD 5.16%	GOIXX CASH	1,214,000	\$1.00	\$1,214,000.00	
Dividend Option Cash					
Capital Gain Option Cash					
<b>Total Cash and Cash Equivalents</b>				\$1,214,000.00	

**Statement for the Period August 1, 2024 to August 31, 2024**

MEDINA CITY SCHOOLS - Corporation  
Account Number: [REDACTED]

**HOLDINGS > FIXED INCOME - 84.90% of Total Account Value**

**ALERT:** You have a fixed income position due to mature within the next 90 days.

For an explanation of fixed income pricing, please see the last page. Redemption schedule(s), bond rating(s), and other information are provided where available. If information does not appear regarding a particular investment, it is not available.

**Copyright 2022, S&P Global Market Intelligence.** Reproduction of any information, data or material, including ratings ("Content") in any form is prohibited except with the prior written permission of the relevant party. Such party, its affiliates and suppliers ("Content Providers") do not guarantee the accuracy, adequacy, completeness, timeliness or availability of any Content and are not responsible for any errors or omissions (negligent or otherwise), regardless of the cause, or for the results obtained from the use of such Content. In no event shall Content Providers be liable for any damages, costs, expenses, legal fees, or losses (including lost income or lost profit and opportunity costs) in connection with any use of the Content. A reference to a particular investment or security, a rating or any observation concerning an investment that is part of the Content is not a recommendation to buy, sell or hold such investment or security, does not address the suitability of an investment or security and should not be relied on as investment advice. Credit ratings are statements of opinions and are not statements of fact.

**Moody's® Copyright 2022, Moody's Investors Service, Inc.** ("Moody's"). Moody's ratings ("Ratings") are proprietary to Moody's or its affiliates and are protected by copyright and other intellectual property laws. Ratings are licensed to Licensee by Moody's. RATINGS MAY NOT BE COPIED OR OTHERWISE REPRODUCED, REPACKAGED, FURTHER TRANSMITTED, TRANSFERRED, DISSEMINATED, REDISTRIBUTED OR RESOLD, OR STORED FOR SUBSEQUENT USE FOR ANY SUCH PURPOSE, IN WHOLE OR IN PART, IN ANY FORM OR MANNER OR BY ANY MEANS WHATSOEVER, BY ANY PERSON WITHOUT MOODY'S PRIOR WRITTEN CONSENT. Moody's® is a registered trademark.

Description	Symbol/Cusip Account Type	Quantity	Estimated Price on 08/31/24	Estimated Current Market Value	Estimated Annual Income	Original/Adjusted Cost Basis	Unrealized Gain (Loss)
<b>Municipal Bonds</b>							
COLUMBUS OHIO ST CMNTY COLLEGE 00.56700% 12/01/2024 TAXABLE FACS CONSTR IMPT GO UNLTD TAX BDS SER. 2020 B UNLIMITED GEN OBLIG MOODY'S Aa1 /S&P AA CPN PMT SEMI-ANNUAL ON JUN 01, DEC 01 Next Interest Payable: 12/01/24 Accrued Interest \$652.05 Average Unit Cost \$98.62 Client Investment \$453,645.40 Adjusted Cost Basis Unrealized Market Discount Income	19954VAJ6 CASH	460,000	\$98.982	\$455,317.20	\$2,608.20	\$453,645.40	\$1,671.80
CENTERVILLE OHIO CITY SCH DIST 00.81900% 12/01/2025 TAXABLE UNLTD TAX GO IMPT REF BDS SER. 2020 UNLIMITED GEN OBLIG MOODY'S Aa1 CPN PMT SEMI-ANNUAL ON DEC 01, JUN 01 Next Interest Payable: 12/01/24	152239JX8 CASH	250,000	\$95.594	\$238,985.00	\$2,047.50	\$250,772.50	

**Statement for the Period August 1, 2024 to August 31, 2024**

MEDINA CITY SCHOOLS - Corporation  
Account Number: [REDACTED]



**HOLDINGS > FIXED INCOME** *continued*

Description	Symbol/Cusip Account Type	Quantity	Estimated Price on 08/31/24	Estimated Current Market Value	Estimated Annual Income	Original/Adjusted Cost Basis	Unrealized Gain (Loss)
<b>CENTERVILLE OHIO CITY SCH DIST 00.81900%</b>	152239JX8	<b><i>continued</i></b>					
Accrued Interest							
Average Unit Cost							
Client Investment							
Adjusted Cost Basis						\$250,214.04	D (\$11,229.04)
YTD Amortized Premium	\$84.92 E						
<b>FRANKLIN CNTY OHIO TAXABLE GO LTD TAX</b>	3531727W3	1,400,000	\$94.343	\$1,320,802.00	\$11,900.00	\$1,400,000.00	
00.85000% 06/01/2026 VAR PURP REF BDS	CASH						
SER. 2021 B							
LIMITED GEN OBLIG							
MOODY'S Aaa /S&P AAA							
CPN PMT SEMI-ANNUAL							
ON DEC 01, JUN 01							
Next Interest Payable: 12/01/24							
Accrued Interest	\$2975.00						
Average Unit Cost	\$100.00						
Client Investment	\$1,400,000.00						
Adjusted Cost Basis						\$1,400,000.00	D (\$79,198.00)
<b>Total Municipal Bonds</b>		<b>2,110,000</b>		<b>\$2,015,104.20</b>	<b>\$16,555.70</b>	<b>\$2,103,859.44</b>	<b>(\$88,755.24)</b>
<b>U.S. Treasury / Agency Securities</b>							
<b>FEDERAL NATL MTG ASSN NOTE 0.42000%</b>	3135G06E8	275,000	\$99.022	\$272,310.50	\$1,155.00	\$274,835.00	
11/18/2024	CASH						
MOODY'S Aaa /S&P AA+							
CPN PMT SEMI-ANNUAL							
ON MAY 18, NOV 18							
Next Interest Payable: 11/18/24							
Accrued Interest	\$330.46						
Average Unit Cost	\$99.94						
Client Investment	\$274,835.00						
Adjusted Cost Basis						\$274,835.00	D (\$2,524.50)
<b>FEDERAL HOME LOAN BA SER HR-9025</b>	3130AQRN5	1,000,000	\$98.632	\$986,320.00	\$21,500.00	\$994,230.00	
2.15000% 02/18/2025	CASH						
MOODY'S Aaa /S&P AA+							
CPN PMT SEMI-ANNUAL							
ON AUG 18, FEB 18							
Next Interest Payable: 02/18/25							

**Fifth Third Securities, Inc.**

Account carried with National Financial Services LLC, Member  
NYSE, SIPC

MN \_CEBQQZKZBBMBHCB\_BBBBB 20240830

S

**Statement for the Period August 1, 2024 to August 31, 2024**

MEDINA CITY SCHOOLS - Corporation  
Account Number: [REDACTED]



**HOLDINGS > FIXED INCOME** *continued*

Description	Symbol/Cusip Account Type	Quantity	Estimated Price on 08/31/24	Estimated Current Market Value	Estimated Annual Income	Original/Adjusted Cost Basis	Unrealized Gain (Loss)
<b>FEDERAL HOME LOAN BA SER HR-9025</b>	3130AQRN5	<i>continued</i>					
CALLABLE ON 11/18/2024 @ 100.0000							
STEP COUPON							
RESET FREQUENCY TERM MODE							
Accrued Interest \$776.39							
Average Unit Cost \$99.42							
Client Investment \$994,230.00							
Adjusted Cost Basis						\$994,230.00 D	(\$7,910.00)
<b>FEDERAL FARM CR BKS BOND 0.53000%</b>	3133EMFC1	1,000,000	\$96.367	\$963,670.00	\$5,300.00	\$998,500.00	
07/29/2025	CASH						
MOODY'S Aaa /S&P AA+							
CPN PMT SEMI-ANNUAL							
ON JAN 29, JUL 29							
Next Interest Payable: 01/29/25							
CONTINUOUSLY CALLABLE FROM 10/29/2021							
CALLABLE ON 09/05/2024 @ 100.0000							
Accrued Interest \$471.11							
Average Unit Cost \$99.85							
Client Investment \$998,500.00							
Adjusted Cost Basis						\$998,500.00 D	(\$34,830.00)
<b>FEDERAL FARM CR BKS BOND 0.61000%</b>	3133EL4W1	1,000,000	\$96.269	\$962,690.00	\$6,100.00	\$1,000,000.00	
08/25/2025	CASH						
MOODY'S Aaa /S&P AA+							
CPN PMT SEMI-ANNUAL							
ON FEB 25, AUG 25							
Next Interest Payable: 02/25/25							
CONTINUOUSLY CALLABLE FROM 02/25/2021							
CALLABLE ON 09/05/2024 @ 100.0000							
Accrued Interest \$101.67							
Average Unit Cost \$100.00							
Client Investment \$1,000,000.00							
Adjusted Cost Basis						\$1,000,000.00 D	(\$37,310.00)
<b>FEDERAL HOME LOAN BA SER L7-2026</b>	3130ALVT8	1,000,000	\$95.825	\$958,250.00	\$15,000.00	\$1,000,000.00	
1.50000% 04/14/2026	CASH						
MOODY'S Aaa /S&P AA+							
CPN PMT SEMI-ANNUAL							
ON OCT 14, APR 14							



Statement for the Period August 1, 2024 to August 31, 2024

MEDINA CITY SCHOOLS - Corporation  
Account Number: [REDACTED]



HOLDINGS > FIXED INCOME *continued*

Description	Symbol/Cusip Account Type	Quantity	Estimated Price on 08/31/24	Estimated Current Market Value	Estimated Annual Income	Original/Adjusted Cost Basis	Unrealized Gain (Loss)
<b>FEDERAL HOME LOAN BA SER L7-2026</b> Next Interest Payable: 10/14/24 STEP COUPON RESET FREQUENCY TERM MODE Accrued Interest \$5708.33 Average Unit Cost \$100.00 Client Investment \$1,000,000.00 Adjusted Cost Basis	3130ALVT8	<i>continued</i>				\$1,000,000.00 D	(\$41,750.00)
<b>FEDERAL HOME LOAN BA SER TX-9026</b> 1.00000% 09/30/2026 MOODY'S Aaa /S&P AA+ CPN PMT SEMI-ANNUAL ON MAR 30, SEP 30 Next Interest Payable: 09/30/24 CALLABLE ON 09/30/2024 @ 100.0000 STEP COUPON RESET FREQUENCY TERM MODE NEXT RESET 09/30/2024 @ 1.25000 Accrued Interest \$2916.67 Average Unit Cost \$99.86 Client Investment \$698,999.00 Adjusted Cost Basis	3130ANZM5 CASH	700,000	\$94.99	\$664,930.00	\$7,000.00	\$698,999.00 D	(\$34,069.00)
<b>Total U.S. Treasury / Agency Securities</b>		4,975,000		\$4,808,170.50	\$56,055.00	\$4,966,564.00	(\$158,393.50)
<b>Total Fixed Income</b>		7,085,000		\$6,823,274.70	\$72,610.70	\$7,070,423.44	(\$247,148.74)
<b>Total Fixed Income Client Investment</b>	<b>\$7,070,981.90</b>						
<b>Total Securities</b>				\$6,823,274.70	\$72,610.70	\$7,070,423.44	(\$247,148.74)
<b>TOTAL PORTFOLIO VALUE</b>				\$8,037,274.70	\$72,610.70	\$7,070,423.44	(\$247,148.74)
<b>TOTAL CLIENT INVESTMENT</b>	<b>\$7,070,981.90</b>						

Statement for the Period August 1, 2024 to August 31, 2024

MEDINA CITY SCHOOLS - Corporation  
Account Number: [REDACTED]



Activity

NFS-provided cost basis, realized gain (loss) and holding period information may not reflect all adjustments necessary for tax purposes. Please refer to Footnotes and Cost Basis Information at the end of this statement for more information.

PURCHASES, SALES, AND REDEMPTIONS

Settlement Date	Account Type	Transaction	Description	Quantity	Amount	Total Cost Basis	Realized Gain (Loss)
<b>Redemptions</b>							
08/23/24	CASH	REDEEMED	RAYMOND JAMES BK NATL ASSN CD 2.00000% 08/23/2024 REDEMPTION PAYOUT #REOR R6003784220000 Adjusted Cost Basis	(245,000)	\$245,000.00	\$245,000.00	
<b>Total Redemptions</b>					<b>\$245,000.00</b>		

ACTIVITY > CORE FUND ACTIVITY

For more information about the operation of your core account, please refer to your Customer Agreement.

Settlement Date	Account Type	Transaction	Description	Quantity	Amount
08/01/24	CASH	YOU BOUGHT	FEDERATED HERMES GOVT OBLIGATIONS IS @ 1	4,275.83	(\$4,275.83)
08/19/24	CASH	YOU BOUGHT	FEDERATED HERMES GOVT OBLIGATIONS IS @ 1	10,750	(\$10,750.00)
08/23/24	CASH	YOU BOUGHT	FEDERATED HERMES GOVT OBLIGATIONS IS @ 1	247,443.29	(\$247,443.29)
08/26/24	CASH	YOU BOUGHT	FEDERATED HERMES GOVT OBLIGATIONS IS @ 1	3,050	(\$3,050.00)
08/30/24	CASH	YOU SOLD	FEDERATED HERMES GOVT OBLIGATIONS IS @ 1	(20,519.12)	\$20,519.12

Statement for the Period August 1, 2024 to August 31, 2024

MEDINA CITY SCHOOLS - Corporation  
Account Number: [REDACTED]



ACTIVITY *continued*

					Amount
TOTAL CORE FUND ACTIVITY					(\$245,000.00)

ACTIVITY > ADDITIONS AND WITHDRAWALS > OTHER ADDITIONS AND WITHDRAWALS

Date	Account Type	Transaction	Description	Quantity	Amount
<b>Other Additions and Withdrawals</b>					
08/30/24	CASH	WIRE TRANS TO BANK	WD75927597 THE HUNTINGTON NATIONAL BANK [REDACTED]		(\$20,519.12)
<b>Total Other Additions and Withdrawals</b>					(\$20,519.12)
<b>TOTAL ADDITIONS AND WITHDRAWALS</b>					(\$20,519.12)

ACTIVITY > INCOME > TAXABLE INCOME

Settlement Date	Account Type	Transaction	Description	Quantity	Amount
<b>Taxable Dividends</b>					
07/31/24	CASH	DIVIDEND RECEIVED	FEDERATED HERMES GOVT OBLIGATIONS IS DIVIDEND RECEIVED		\$4,275.83
<b>Total Taxable Dividends</b>					\$4,275.83
<b>Taxable Interest</b>					
08/19/24	CASH	INTEREST	FEDERAL HOME LOAN BA SER HR-9025 2.15000% 02/18/2025		\$10,750.00
08/23/24	CASH	INTEREST	RAYMOND JAMES BK NATL ASSN CD 2.00000% 08/23/2024		\$2,443.29
08/26/24	CASH	INTEREST	FEDERAL FARM CR BKS BOND 0.61000% 08/25/2025		\$3,050.00

Statement for the Period August 1, 2024 to August 31, 2024

MEDINA CITY SCHOOLS - Corporation  
Account Number: [REDACTED]



ACTIVITY > INCOME > TAXABLE INCOME *continued*

Settlement Date	Account Type	Transaction	Description	Quantity	Amount
<b>Total Taxable Interest</b>					<b>\$16,243.29</b>
<b>Total Taxable Income</b>					<b>\$20,519.12</b>
<b>TOTAL INCOME</b>					<b>\$20,519.12</b>

## Footnotes and Cost Basis Information

Amortization, accretion and similar adjustments to cost basis have been provided for many fixed income securities (and some bond-like equities), however, they are not provided for certain types, such as short-term instruments, Unit Investment Trusts, foreign fixed income securities, or those that are subject to early prepayment of principal (pay downs). Where current year premium or acquisition premium amortization is provided, the prior years' cumulative amortization is reflected in the adjusted cost basis, but we cannot provide a breakdown or the total of such prior amortization amounts.

NFS is required to report certain cost basis and related information to the IRS on the Form 1099-B. Your official 1099-B forms for certain transactions will reflect which lots have been sold for tax purposes. To apply a specific identification cost basis method to 1099-B reporting, appropriate instructions must be on file with NFS or be received by NFS before the trade has settled. Absent such instructions, NFS determines cost basis at the time of sale based on its default methods of average cost for open-end mutual funds and first-in, first-out (FIFO) for all other (including ETFs) unless your broker dealer has elected to use another default method. NFS applies FIFO (or other disposal method, if applicable) based on its records, which may be different from yours. For transactions that are not subject to 1099-B cost basis reporting, you should refer to your trade confirmations and other applicable records to determine which lots were considered sold for tax purposes.

While NFS must meet IRS requirements with respect to certain information required to be reported to the IRS, NFS-provided cost basis, realized gain and loss, and holding period information may not reflect all adjustments necessary for your tax reporting purposes. NFS makes no warranties with respect to and specifically disclaims any liability arising out of a customer's use of, or any tax position taken in reliance upon, such information.

For investments in partnerships, NFS does not make any adjustments to cost basis information as the calculation of basis in such investments requires supplemental information from the partnership on its income and distributions during the period you held your investment. Partnerships usually provide this additional information on a Form K-1 issued by April 15th of the following year.

Consult your tax advisor for further information.

Cost basis and gain/loss information is provided as a service to corporate accounts. The information listed in the year-to-date gain/loss summary section is based on a calendar year (January - December). If your business/entity has a fiscal year end other than December 31st for tax purposes, the year-to-date information will not apply. If you have questions about your tax situation, consult your tax advisor.

D - Adjusted cost basis reflects any cumulative original issue discount, premium, or acquisition premium, and it assumes such amounts were amortized by the taxpayer over the life of the security from acquisition date through disposition date. For securities still held, maturity date was used instead of disposition date. Premium amortization was calculated using the yield-to-maturity method. Acquisition premium was calculated using the ratable accrual method. If applicable, adjusted cost basis reflects market discount accretion which was calculated using the straight-line method and was recognized at disposition date. Gain/loss displayed for this transaction was based on cost basis as adjusted for premium and discount as stated above and does not reflect any losses disallowed because of wash sales (if applicable). The adjusted cost basis may not reflect all adjustments necessary for tax reporting purposes and may also not apply if you are using an alternative amortization

# Brokerage Account Statement

August 1, 2024 - August 31, 2024  
Account Number: [REDACTED]

MEDINA CITY SCHOOLS  
739 WEYMOUTH RD  
MEDINA OH 44256-2037

**Your Account Executive:**  
ANDREW CARDINALI

## Portfolio at a Glance

	This Period
<b>BEGINNING ACCOUNT VALUE</b>	<b>\$12,070,478.59</b>
Deposits (Cash & Securities)	248,000.00
Withdrawals (Cash & Securities)	-269,901.82
Dividends, Interest and Other Income	42,200.03
<b>Net Change in Portfolio<sup>1</sup></b>	<b>48,185.36</b>
<b>ENDING ACCOUNT VALUE</b>	<b>\$12,138,962.16</b>
Estimated Annual Income	\$535,017.50

<sup>1</sup> Net Change in Portfolio is the difference between the ending account value and beginning account value after activity.

## Asset Summary

Percent	Asset Type	Last Period	This Period
1%	Cash, Money Funds, and Bank Deposits	21,924.98	42,223.19
99%	Fixed Income	12,048,553.61	12,096,738.97
100%	<b>Account Total</b>	<b>\$12,070,478.59</b>	<b>\$12,138,962.16</b>

Please review your allocation periodically with your Account Executive.

## Client Service Information

**Your Account Executive:** ATT  
ANDREW CARDINALI

**Contact Information**  
**E-Mail:** customerservice@mbssecurities.com

**Client Service Information**  
**Service Hours:** Weekdays 09:00 a.m. - 05:00 p.m. (EST)  
**Client Service Telephone Number:** (800) 967-9045  
**Web Site:** WWW.MBSSECURITIES.COM

## Your Account Information

### INVESTMENT OBJECTIVE

Investment Objective: NONE SPECIFIED

Please discuss your investment objective with your Account Executive.

### TAX LOT DEFAULT DISPOSITION METHOD

Default Method for Mutual Funds:

First In First Out

Default Method for Stocks in a Dividend Reinvestment Plan:

First In First Out

Default Method for all Other Securities:

First In First Out

### BOND AMORTIZATION ELECTIONS

Amortize premium on taxable bonds based on Constant Yield Method: Yes

Accrual market discount method for all other bond types:

Constant Yield Method

Include market discount in income annually:

No

### ELECTRONIC DELIVERY

You have **not** enrolled any documents for electronic delivery. The following documents are available for electronic delivery:

Statements and Reports

Notifications

Tax Documents

Trade Confirmations

Prospectus

Proxy/Shareholder Communications

Please log in to your account or contact your Account Executive to make any changes to your electronic delivery preferences.

## Income and Expense Summary

	Current Period		Year-to-Date	
	Taxable	Non Taxable	Taxable	Non Taxable
<b>Interest Income</b>				
Bond Interest	42,188.25	0.00	281,197.31	0.00
Credit Interest	11.78	0.00	179.90	0.00
<b>Total Income</b>	<b>\$42,200.03</b>	<b>\$0.00</b>	<b>\$281,377.21</b>	<b>\$0.00</b>

## Portfolio Holdings

Description	Quantity	Opening Balance	Closing Balance	Accrued Income	30-Day Yield
<b>CASH, MONEY FUNDS AND BANK DEPOSITS 1.00% of Portfolio</b>					
<b>Cash Balance</b>		21,924.98	42,223.19		
<b>TOTAL CASH, MONEY FUNDS AND BANK DEPOSITS</b>		<b>\$21,924.98</b>	<b>\$42,223.19</b>	<b>\$0.00</b>	

Description	Quantity	Market Price	Market Value	Accrued Interest	Estimated Annual Income	Estimated Yield
<b>FIXED INCOME 99.00% of Portfolio (In Maturity Date Sequence)</b>						
<b>Certificates of Deposit</b>						
*PACIFIC PREMIER BK IRVINE CALIF CTF DEP 3.450% 09/09/24 DTD 09/09/22 ACT/365 1ST CPN DTE 03/09/23 Security Identifier: 69478QGG7	248,000.0000	99.9200	247,801.60	4,102.19	8,556.00	3.45%



**MBS MULTI-BANK SECURITIES, INC.\***

1850 Town Center, Suite 2300  
Southfield, MI 48075  
(800) 957-9045

Member of FINRA & SIPC; MSRB Registered.

August 1, 2024 - August 31, 2024  
**MEDINA CITY SCHOOLS**

**Portfolio Holdings (continued)**

Description	Quantity	Market Price	Market Value	Accrued Interest	Estimated Annual Income	Estimated Yield
<b>FIXED INCOME (continued)</b>						
<b>Certificates of Deposit (continued)</b>						
*CHARLES SCHWAB BK SSB WESTLAKE TEX CTF DEP 5.200% 09/16/24 DTD 03/10/23 ACT/365 Security Identifier: 15987UAT5	243,000.0000	100.0100	243,024.30	6,023.74	12,636.00	5.19%
WELLS FARGO BK N A SIOUX FALLS S D CTF DEP 4.500% 10/21/24 DTD 10/21/22 ACT/365 Security Identifier: 9497632V7	248,000.0000	99.9260	247,816.48	305.75	11,160.00	4.50%
INSTITUTION FOR SVGS IN NEWBURYPORT & ITS VIC MA CTF DEP 0.700% 10/28/24 B/E DTD 10/28/21 ACT/365 Security Identifier: 45780PBB0	249,000.0000	99.3090	247,279.41	14.33	1,743.00	0.70%
WESTERN ALLIANCE BK PHOENIX AZ CTF DEP 5.000% 10/28/24 DTD 04/27/23 ACT/365 1ST CPN DTE 10/27/23 Security Identifier: 95763PLV1	243,000.0000	100.0040	243,009.72	4,194.25	12,150.00	4.99%
CROSSFIRST BK LEAWOOD KS CTF DEP 5.100% 11/18/24 B/E DTD 05/17/23 ACT/365 CALLABLE 09/17/24 Security Identifier: 22766AMB8	243,000.0000	100.0070	243,017.01	3,599.06	12,393.00	5.09%
BANK OZK LITTLE ROCK ARK CTF DEP 5.150% 12/03/24 DTD 05/03/24 ACT/365 1ST CPN DTE 06/03/24 Security Identifier: 06418CTV8	248,000.0000	100.0320	248,079.36	979.77	12,772.00	5.14%
BEAL BK USA LAS VEGAS NEV CTF DEP 5.250% 12/04/24 DTD 05/01/24 ACT/365 1ST CPN DTE 12/04/24 Security Identifier: 07371DL96	248,000.0000	100.0590	248,146.32	4,351.89	13,020.00	5.24%
PNC BK NATL ASSN WILMINGTON DEL CTF DEP 5.400% 12/12/24 DTD 06/12/24 ACT/365 Security Identifier: 69355NGA7	248,000.0000	100.1230	248,305.04	2,935.23	13,392.00	5.39%
SIMMONS BK PINE BLUFF ARK CTF DEP 5.200% 12/18/24 DTD 03/18/24 ACT/365 1ST CPN DTE 12/18/24 Security Identifier: 82869AFG5	240,000.0000	100.0580	240,139.20	5,675.84	12,480.00	5.19%
MEADOWS BK LAS VEGAS NEV CTF DEP 5.200% 12/20/24 B/E DTD 03/20/24 ACT/365 1ST CPN DTE 12/20/24 Security Identifier: 58321JEE4	240,000.0000	100.0620	240,148.80	5,607.45	12,480.00	5.19%
WEST GATE BK LINCOLN NEB CTF DEP 5.400% 12/24/24 DTD 06/24/24 ACT/365 1ST CPN DTE 07/24/24 Security Identifier: 95285QBQ0	248,000.0000	100.1530	248,379.44	256.83	13,392.00	5.39%

# Portfolio Holdings (continued)

Description	Quantity	Market Price	Market Value	Accrued Interest	Estimated Annual Income	Estimated Yield
<b>FIXED INCOME (continued)</b>						
<b>Certificates of Deposit (continued)</b>						
CITIZENS BK NA PROVIDENCE RI CTF DEP 5.250% 12/27/24 DTD 03/27/24 ACT/365 Security Identifier: 75524KRK2	240,000.0000	100.0910	240,218.40	5,419.73	12,600.00	5.24%
BANK SOUTH CAROLINA CHARLESTON CTF DEP 5.150% 12/31/24 DTD 05/10/24 ACT/365 1ST CPN DTE 12/31/24 Security Identifier: 065064AJ6	248,000.0000	100.0760	248,188.48	3,954.07	12,772.00	5.14%
BURKE & HERBERT BK & TR CO ALEXANDRIA VA CTF DEP 3.450% 02/05/25 DTD 08/05/22 ACT/365 Security Identifier: 121331AN2	248,000.0000	99.4460	246,626.08	609.47	8,556.00	3.46%
NORTHWEST BK BOISE IDAHO CTF DEP 5.250% 03/24/25 DTD 03/22/23 ACT/365 1ST CPN DTE 04/22/23 Security Identifier: 66736ACF4	248,000.0000	100.2940	248,729.12	321.04	13,020.00	5.23%
SAFRA NATL BK NEW YORK CTF DEP INSTL CTF DEP 2.000% 03/24/25 DTD 03/23/22 ACT/365 Security Identifier: 78658RHM6	248,000.0000	98.5100	244,304.80	2,187.84	4,960.00	2.03%
PACIFIC ALLIANCE BK SAN GABRIEL CA CTF DEP 5.150% 03/27/25 B/E DTD 03/27/23 ACT/365 Security Identifier: 693963AE0	248,000.0000	100.2700	248,669.60	139.97	12,772.00	5.13%
BANKWELL BK NEW CANAAN CONN CTF DEP 5.150% 03/31/25 B/E DTD 03/31/23 ACT/365 1ST CPN DTE 05/01/23 Security Identifier: 06654BES6	248,000.0000	100.2880	248,714.24	1,049.75	12,772.00	5.13%
BEAL BK PLANO TEX CTF DEP 2.600% 04/16/25 B/E DTD 04/20/22 ACT/365 1ST CPN DTE 10/20/22 Security Identifier: 07371AN74	246,000.0000	98.7300	242,875.80	2,330.60	6,396.00	2.63%
ALLY BK SANDY UTAH CTF DEP 2.950% 04/28/25 B/E DTD 04/28/22 ACT/365 CALLABLE 09/28/24 Security Identifier: 02007GQG1	246,000.0000	98.8730	243,227.58	2,485.27	7,257.00	2.98%
CROSS RIV BK TEANECK NJ CTF DEP 4.850% 05/19/25 DTD 05/19/23 ACT/365 1ST CPN DTE 11/19/23 Security Identifier: 227563CJ0	244,000.0000	100.0800	244,195.20	3,371.88	11,834.00	4.84%
BARCLAYS BK DEL RETAIL CTF DEP 3A2 INSTL CTF DEP 3.050% 06/02/25 DTD 06/02/22 ACT/360 Security Identifier: 06740KQS9	248,000.0000	98.7990	245,021.52	1,891.00	7,564.00	3.08%
EAGLEBANK BETHESDA MD CTF DEP 5.050% 07/21/25 DTD 07/21/23 ACT/365 1ST CPN DTE 08/21/23 Security Identifier: 27002YGD2	248,000.0000	100.4680	249,160.64	343.12	12,524.00	5.02%
GENERATIONS BK ROGERS ARK CTF DEP 3.400% 08/04/25 DTD 08/03/22 ACT/365 CALLABLE 09/03/24 Security Identifier: 37149CAZ0	248,000.0000	99.0340	245,604.32	646.84	8,432.00	3.43%



August 1, 2024 - August 31, 2024  
MEDINA CITY SCHOOLS

### Portfolio Holdings (continued)

Description	Quantity	Market Price	Market Value	Accrued Interest	Estimated Annual Income	Estimated Yield
<b>FIXED INCOME (continued)</b>						
<b>Certificates of Deposit (continued)</b>						
CAPITAL ONE NATL ASSN MCLEAN VA CTF DEP 3.350% 08/11/25 DTD 08/10/22 ACT/365 Security Identifier: 14042RTP6	248,000.0000	98.9570	245,413.36	477.99	8,308.00	3.38%
FIRST ST BK WINCHESTER OHIO CTF DEP 3.500% 09/16/25 B/E DTD 09/16/22 ACT/365 Security Identifier: 33650TAG5	248,000.0000	99.0990	245,765.52	356.71	8,680.00	3.53%
FIRST INTERNET BK FISHERS IND CTF DEP 4.000% 09/29/25 DTD 09/28/22 ACT/365 1ST CPN DTE 10/28/22 Security Identifier: 32056GDQ0	248,000.0000	99.6210	247,060.08	81.53	9,920.00	4.01%
CIBC BK USA CHICAGO IL CTF DEP 4.850% 11/25/25 DTD 05/25/23 ACT/365 1ST CPN DTE 11/25/23 Security Identifier: 12547CBL1	244,000.0000	100.6000	245,464.00	3,177.35	11,834.00	4.82%
MORGAN STANLEY PRIVATE BK NATL ASSN INSTL CTF DEP PROGRAM 3.200% 11/28/25 DTD 05/31/22 Security Identifier: 61768U4L8	248,000.0000	98.6640	244,686.72	65.23	7,936.00	3.24%
UNITED PRAIRIE BK MTN LAKE MINN CTF DEP 5.300% 12/11/25 DTD 10/11/23 ACT/365 Security Identifier: 91134CCV1	248,000.0000	101.2550	251,112.40	720.22	13,144.00	5.23%
FIRST FNDTN BK IRVINE CA CTF DEP 4.900% 02/18/26 DTD 08/18/23 ACT/365 1ST CPN DTE 02/18/24 Security Identifier: 32026UX27	248,000.0000	100.9260	250,296.48	432.81	12,152.00	4.85%
ARMOR BK FORREST CITY ARK CTF DEP 5.300% 03/24/26 B/E DTD 03/24/23 ACT/365 CALLABLE 09/24/24 Security Identifier: 04225AAC2	248,000.0000	100.0630	248,156.24	252.08	13,144.00	5.29%
MINNWEST BK REDWOOD FALLS MINN CTF DEP 5.150% 04/08/26 DTD 04/08/24 ACT/365 CALLABLE 10/08/24 Security Identifier: 60425SLP2	248,000.0000	100.0370	248,091.76	804.81	12,772.00	5.14%
GOLDEN BK NATL ASSN HOUSTON TEX CTF DEP 5.200% 04/20/26 DTD 10/20/23 ACT/365 1ST CPN DTE 04/20/24 Security Identifier: 38081GBA3	243,000.0000	101.6110	246,914.73	380.81	12,636.00	5.11%
WOOD & HUSTON BK MARSHALL MO CTF DEP 4.700% 06/30/26 DTD 06/30/23 ACT/365 1ST CPN DTE 07/30/23 Security Identifier: 978208AG1	248,000.0000	101.1140	250,762.72	31.93	11,656.00	4.64%

**Portfolio Holdings (continued)**

Description	Quantity	Market Price	Market Value	Accrued Interest	Estimated Annual Income	Estimated Yield
<b>FIXED INCOME (continued)</b>						
<b>Certificates of Deposit (continued)</b>						
FRONTIER BK OMAHA NE CTF DEP 4.700% 07/14/26 DTD 07/14/23 ACT/365 1ST CPN DTE 08/14/23 Security Identifier: 35907XFG7	248,000.0000	101.1520	250,856.96	542.88	11,656.00	4.64%
SALLIE MAE BK SALT LAKE CITY UT CTF DEP 4.850% 08/10/26 DTD 08/09/23 ACT/365 1ST CPN DTE 02/09/24 Security Identifier: 795451DE0	246,000.0000	101.4930	249,672.78	719.13	11,931.00	4.77%
POPULAR BK NEW YORK BRH INSTL CTF DEP PROGRAM 4.950% 09/17/26 DTD 09/20/23 ACT/365 Security Identifier: 73317ACL4	246,000.0000	102.2560	251,549.76	2,402.04	12,177.00	4.84%
AMERICAN EXPRESS NATL BK BROKERED INTL CTF DEP PROGRAM INSTL CTF DEP 5.000% 09/21/26 DTD 09/20/23 Security Identifier: 02589AF31	243,000.0000	101.9570	247,755.51	5,459.18	12,150.00	4.90%
CITIBANK NATL ASSN SIOUX FALLS S D CTF DEP 5.100% 09/29/26 DTD 09/29/23 ACT/365 Security Identifier: 17312Q4A4	243,000.0000	102.1270	248,168.61	5,262.78	12,393.00	4.99%
SOUTHERN FIRST BK N A GREENVILLE S C CTF DEP 4.600% 11/27/26 DTD 05/26/23 ACT/365 Security Identifier: 84287PHU9	248,000.0000	101.3310	251,300.88	156.27	11,408.00	4.53%
MORGAN STANLEY BK N A SALT LAKE CITY UTAH CTF DEP 4.700% 01/19/27 B/E DTD 07/17/24 ACT/365 Security Identifier: 61690DTY4	248,000.0000	101.6580	252,111.84	1,437.04	11,656.00	4.62%
PREMIER CMNTY BK MARION WIS CTF DEP 5.050% 03/08/27 DTD 03/08/24 ACT/365 CALLABLE 03/08/25 Security Identifier: 74048CBC5	248,000.0000	100.2270	248,562.96	789.18	12,524.00	5.03%
FIRST FED SVGS & LN ASSN LAKEWOOD OHIO CTF DEP 5.250% 06/28/27 DTD 06/28/24 ACT/365 Security Identifier: 32023HBT4	248,000.0000	101.1910	250,953.68	107.01	13,020.00	5.18%
CAPE COD FIVE CENTS SVGS BK HARWICH PORT MASS CTF DEP 4.950% 08/09/27 B/E DTD 08/09/24 ACT/365 Security Identifier: 13934CBU0	248,000.0000	100.0810	248,200.88	739.92	12,276.00	4.94%
ROLLSTONE BK & TR FITCHBURG MASS CTF DEP 3.550% 08/23/27 B/E DTD 08/22/22 ACT/365 Security Identifier: 77579AFG6	245,000.0000	98.9840	242,510.80	214.46	8,697.50	3.58%
FARMERS & MERCHANTS BK BERLIN WIS CTF DEP 5.550% 11/03/27 DTD 11/03/23 ACT/365 Security Identifier: 307811HT9	248,000.0000	101.8910	252,689.68	1,055.87	13,764.00	5.44%
<b>Total Certificates of Deposit</b>	<b>11,832,000.0000</b>		<b>\$11,858,740.81</b>	<b>\$88,464.14</b>	<b>\$533,467.50</b>	

August 1, 2024 - August 31, 2024  
MEDINA CITY SCHOOLS

**Portfolio Holdings (continued)**

Description	Quantity	Market Price	Market Value	Accrued Interest	Estimated Annual Income	Estimated Yield
<b>FIXED INCOME (continued)</b>						
<b>U.S. Government Bonds</b>						
FEDERAL HOME LN MTG CORP MEDIUM TERM NTS FED 0.625% 09/15/25 B/E DTD 09/15/20 CALLABLE 09/15/24 Moody Rating Aaa Security Identifier: 3134GWB70	248,000.0000	95.9670	237,998.16	714.72	1,550.00	0.65%
<b>Total U.S. Government Bonds</b>	248,000.0000		\$237,998.16	\$714.72	\$1,550.00	
<b>TOTAL FIXED INCOME</b>	12,080,000.0000		\$12,096,738.97	\$89,178.86	\$535,017.50	
<b>Total Portfolio Holdings</b>						
			Market Value \$12,138,962.16	Accrued Interest \$89,178.86	Estimated Annual Income \$535,017.50	

<sup>1</sup> This bond is maturing.

**Portfolio Holdings Disclosures**
**Pricing**

This section includes the net market value of the securities in your account on a settlement date basis, including short positions, at the close of the statement period. The market prices, unless otherwise noted, have been obtained from independent vendor services, which we believe to be reliable. In some cases the pricing vendor may provide prices quoted by a single broker or market maker. Market prices do not constitute a bid or an offer, and may differ from the actual sale price. Securities for which a price is not available are marked "N/A" and are omitted from the Total.

THE AS OF PRICE DATE ONLY APPEARS WHEN THE PRICE DATE DOES NOT EQUAL THE STATEMENT DATE.

**Estimated Annual Figures**

The estimated annual income (EAI) and estimated annual yield (EAY) figures are estimates and for informational purposes only. These figures are not considered to be a forecast or guarantee of future results. These figures are computed using information from providers believed to be reliable; however, no assurance can be made as to the accuracy. Since interest and dividend rates are subject to change at any time, and may be affected by current and future economic, political, and business conditions, they should not be relied on for making investment, trading, or tax decisions. These figures assume that the position quantities, interest and dividend rates, and prices remain constant. A capital gain or return of principal may be included in the figures for certain securities, thereby overstating them. Refer to [www.pershing.com/disclosures](http://www.pershing.com/disclosures) for specific details as to formulas used to calculate the figures. Accrued interest represents interest earned but not yet received.

**Reinvestment**

The dollar amount of Mutual Fund distributions, Money Market Fund dividend income, Bank Deposit interest income, or dividends for other securities shown on your statement may have been reinvested. You will not receive confirmation of these reinvestments. Upon written request to your financial institution, information pertaining to these transactions, including the time of execution and the name of the person from whom your security was purchased, may be obtained. In dividend reinvestment transactions, Pershing acts as your

## Portfolio Holdings Disclosures (continued)

### Reinvestment (continued)

agent and receives payment for order flow.

### Option Disclosure

Information with respect to commissions and other charges incurred in connection with the execution of option transactions has been included in confirmations previously furnished to you. A summary of this information is available to you promptly upon your written request directed to your introducing firm. In order to assist your introducing firm in maintaining current background and financial information concerning your option accounts, please promptly advise them in writing of any material change in your investment objectives or financial situation. Expiring options which are valuable are exercised automatically pursuant to the exercise by exception procedure of the Options Clearing Corporation. Additional information regarding this procedure is available upon written request to your introducing firm.

### Certificates of Deposit

Certificates of Deposit acquired through the Certificate of Deposit Account Registry Service ("CDARS") and held in your brokerage account are subject to Securities Investor Protection Corporation (SIPC) coverage. Please see additional information about SIPC under Important Information and Disclosures on this statement.

Please be advised that the secondary market for CDs is generally illiquid; the actual value of CDs may be different from their purchase price; and a significant loss of principal could result if your CDs are sold prior to maturity. In the event that the CDs listed above do not indicate a market valuation, an accurate market value could not be determined. In the event that a price is listed above for your CDs, Pershing has obtained a price from sources deemed to be reliable or has priced your CDs using a matrix formula. Prices are estimates and the actual value you may obtain for your CD may be different if you elect to sell your CD in the secondary market.

### Foreign Currency Transactions

Pershing will execute foreign currency transactions as principal for your account. Pershing may automatically convert foreign currency to or from U.S. dollars for dividends and similar corporate action transactions unless you instruct your financial organization otherwise. Pershing's currency conversion rate will not exceed the highest interbank conversion rate identified from customary banking sources on the conversion date or the prior business day, increased by up to 1%, unless a particular rate is required by applicable law. Your financial organization may also increase the currency conversion rate. This conversion rate may differ from rates in effect on the date you executed a transaction, incurred a charge, or received a credit. Transactions converted by agents (such as depositories) will be billed at the rates such agents use.

### Proxy Vote

Securities not fully paid for in your margin account may be lent by Pershing to itself or others in accordance with the terms outlined in the Margin Agreement. The right to vote your shares held on margin may be reduced by the amount of shares on loan. The Proxy Voting Instruction Form sent to you may reflect a smaller number of shares entitled to vote than the number of shares in your margin account.

### Variable Rate Securities

Interest rate data for certain complex and/or variable rate securities is provided to Pershing by third-party data service providers pursuant to contractual arrangements. Although we seek to use reliable sources of information, the accuracy, reliability, timeliness, and completeness of interest rate data may vary sometimes, particularly for complex and/or variable rate securities and those with limited or no secondary market. As a result, we can offer no assurance as to the accuracy, reliability, timeliness, or completeness of interest rate data for such securities. Pershing may also occasionally make interest rate updates and adjustments based on its reasonable efforts to obtain accurate, reliable, timely, and/or complete interest rate data from other data sources, but we can similarly provide no assurance that those rates or adjustments will be accurate, reliable, timely, or complete.

When updated interest rate data is received from a third-party data service provider or adjusted by Pershing, the updated data will be reflected in various sources where interest rate data is used or viewed, including both paper and electronic communications and data sources. Prior use or communication of interest rate-related data will not be revised. Since variable interest rates may be subject to change at any time and are only as accurate as the data received from third-party data service providers or otherwise obtained by Pershing, interest rate data should not be relied on for making investment, trading, or tax decisions. All interest rate data and other information derived from and/or calculated using interest rates are not warranted as to accuracy, reliability, timeliness, or completeness and are subject to change without notice. Pershing disclaims any responsibility or liability to the fullest extent permitted by applicable law for any loss or damage arising from any reliance on or use of the interest rate data or other information derived from and/or calculated using interest rates in any way. You should request a current valuation for your securities from your financial adviser or broker prior to making a financial decision or placing an order or requesting a transaction in these securities.

August 1, 2024 - August 31, 2024  
**MEDINA CITY SCHOOLS**

## Portfolio Holdings Disclosures (continued)

### Structured Products

Structured products in this section are complex products and may be subject to special risks, which may include, but are not limited to: loss of initial investment; issuer credit risk; limited or no appreciation; risks associated with the underlying reference asset(s); no periodic payments; call prior to maturity (a redemption could affect the yield represented); early redemption fees or other applicable fees; price volatility resulting from issuer's and/or guarantor's credit quality; lower interest rates and/or yield compared to conventional debt with a comparable maturity; unique tax implications; concentration risk of owning the related security; limited or no secondary market; restrictions on transferability; conflicts of interest; and limits on participation in appreciation of underlying asset(s). To review a complete list of risks, please refer to the offering documents for the structured product. For more information about the risks specific to your structured products, you should contact your financial institution or advisor. Certain structured products are designed to make periodic distributions to you and any such structured product distributions you receive will be listed in the Transactions section of your statement. Structured product distributions may be listed there as "Bond Interest Received"; however, this description is not intended to reflect a determination as to either the asset classification of the product or the U.S. tax treatment of such distributions.

## Activity Summary (All amounts shown are in base currency)

	Credits This Period	Debits This Period	Net This Period	Credits Year-to-Date	Debits Year-to-Date	Net Year-to-Date
<b>Securities</b>						
Securities Bought	0.00	-248,000.00	-248,000.00	0.00	-3,200,000.00	-3,200,000.00
<b>Total Securities</b>	<b>\$0.00</b>	<b>-\$248,000.00</b>	<b>-\$248,000.00</b>	<b>\$0.00</b>	<b>-\$3,200,000.00</b>	<b>-\$3,200,000.00</b>
<b>Dividends and Interest</b>	<b>\$42,200.03</b>	<b>\$0.00</b>	<b>\$42,200.03</b>	<b>\$281,377.21</b>	<b>\$0.00</b>	<b>\$281,377.21</b>
<b>Distributions</b>	<b>\$248,000.00</b>	<b>\$0.00</b>	<b>\$248,000.00</b>	<b>\$4,080,000.00</b>	<b>\$0.00</b>	<b>\$4,080,000.00</b>
<b>Cash</b>						
Withdrawals	0.00	-269,901.82	-269,901.82	0.00	-4,086,512.33	-4,086,512.33
Deposits	248,000.00	0.00	248,000.00	2,952,000.00	0.00	2,952,000.00
<b>Total Cash</b>	<b>\$248,000.00</b>	<b>-\$269,901.82</b>	<b>-\$21,901.82</b>	<b>\$2,952,000.00</b>	<b>-\$4,086,512.33</b>	<b>-\$1,134,512.33</b>
<b>Totals</b>	<b>\$538,200.03</b>	<b>-\$517,901.82</b>	<b>\$20,298.21</b>	<b>\$7,313,377.21</b>	<b>-\$7,286,512.33</b>	<b>\$26,864.88</b>

## Transactions by Type of Activity

Process/ Settlement Date	Trade/ Transaction Date	Activity Type	Description	Quantity	Price	Accrued Interest	Amount	Currency
<b>Securities Bought and Sold</b>								
08/09/24	08/02/24	PURCHASED 13934CBUO	CAPE COD FIVE CENTS SVGS BK HARWICH PORT MASS CTF DEP 4.950% 08/09/27 DTD 08/09/24 CLB YLD 4.950 TO PAR	248,000.0000	100.0000		-248,000.00	USD
<b>Total Securities Bought and Sold</b>						<b>\$0.00</b>	<b>-\$248,000.00</b>	<b>USD</b>
<b>Dividends and Interest</b>								
08/01/24		BOND INTEREST RECEIVED 06654BES6	248000 BANKWELL BK NEW CANAAN CONN CTF DEP 5.150% 03/31/25 B/E DTD 03/31/23 RD 07/31 PD 08/01/24				1,084.75	USD
08/05/24		BOND INTEREST RECEIVED 06418CTV8	248000 BANK OZK LITTLE ROCK ARK CTF DEP 5.150% 12/03/24 DTD 05/03/24 RD 08/02 PD 08/03/24				1,084.75	USD
08/05/24		BOND INTEREST RECEIVED 121331AN2	248000 BURKE & HERBERT BK & TR CO ALEXANDRIA VA CTF DEP 3.450% 02/05/25 DTD 08/05/22 CLB RD 08/02 PD 08/05/24				726.67	USD
08/05/24		BOND INTEREST RECEIVED 30781IHT9	248000 FARMERS & MERCHANTS BK BERLIN WIS CTF DEP 5.550% 11/03/27 DTD 11/03/23 CLB RD 08/02 PD 08/03/24				1,169.00	USD
08/05/24		BOND INTEREST RECEIVED 37149CAZO	248000 GENERATIONS BK ROGERS ARK CTF DEP 3.400% 08/04/25 DTD 08/03/22 CLB RD 08/02 PD 08/03/24				716.14	USD
08/08/24		BOND INTEREST RECEIVED 60425SLP2	248000 MINNWEST BK REDWOOD FALLS MINN CTF DEP 5.150% 04/08/26 DTD 04/08/24 CLB RD 08/07 PD 08/08/24				1,084.75	USD
08/08/24		BOND INTEREST RECEIVED 74048CBC5	248000 PREMIER CMNTY BK MARION WIS CTF DEP 5.050% 03/08/27 DTD 03/08/24 CLB RD 08/07 PD 08/08/24				1,063.68	USD
08/09/24		BOND INTEREST RECEIVED 79545IDE0	246000 SALLIE MAE BK SALT LAKE CITY UT CTF DEP 4.850% 08/10/26 DTD 08/09/23 RD 08/08 PD 08/09/24				5,949.16	USD
08/12/24		BOND INTEREST RECEIVED 14042RTP6	248000 CAPITAL ONE NATL ASSN MCLEAN VA CTF DEP 3.350% 08/11/25 DTD 08/10/22 RD 08/09 PD 08/10/24				4,142.62	USD
08/12/24		BOND INTEREST RECEIVED 89235MLG4	248000 TOYOTA FINL SVGS BK HEND NV CTF DEP 0.600% 08/12/24 B/E DTD 08/12/21 RD 08/09 PD 08/12/24				741.96	USD
08/12/24		BOND INTEREST RECEIVED 91134CCV1	248000 UNITED PRAIRIE BK MTN LAKE MINN CTF DEP 5.300% 12/11/25 DTD 10/11/23 RD 08/09 PD 08/11/24				1,116.34	USD
08/14/24		BOND INTEREST RECEIVED 35907XFG7	248000 FRONTIER BK OMAHA NE CTF DEP 4.700% 07/14/26 DTD 07/14/23 RD 08/13 PD 08/14/24				989.96	USD



**MBS MULTI-BANK SECURITIES, INC.\***

1000 Town Center, Suite 2300  
Southfield, MI 48075  
(800) 967-9045

Member of FINRA & SIPC; MSRB Registered.

August 1, 2024 - August 31, 2024  
**MEDINA CITY SCHOOLS**

### Transactions by Type of Activity (continued)

Process/ Settlement Date	Trade/ Transaction Date	Activity Type	Description	Quantity	Price	Accrued Interest	Amount	Currency
<b>Dividends and Interest (continued)</b>								
08/16/24		BOND INTEREST RECEIVED 33650TAG5	248000 FIRST ST BK WINCHESTER OHIO CTF DEP 3.500% 09/16/25 DTD 09/16/22 CLB RD 08/15 PD 08/16/24				737.21	USD
08/19/24		BOND INTEREST RECEIVED 32026UX27	248000 FIRST FNDTN BK IRVINE CA CTF DEP 4.900% 02/18/26 DTD 08/18/23 RD 08/16 PD 08/18/24				6,059.35	USD
08/20/24		INTEREST ON FREE CREDIT BALANCES USD999997	U.S.DOLLARS CURRENCY CREDIT INTEREST FOR INTEREST PERIOD ENDING 08-19-24 YIELDS WERE: CURRENT 1.000% EFFECTIVE 1.004%				11.78	USD
08/21/24		BOND INTEREST RECEIVED 27002YGD2	248000 EAGLEBANK BETHESDA MD CTF DEP 5.050% 07/21/25 DTD 07/21/23 RD 08/20 PD 08/21/24				1,063.68	USD
08/21/24		BOND INTEREST RECEIVED 9497632V7	248000 WELLS FARGO BK N A SIOUX FALLS S D CTF DEP 4.500% 10/21/24 DTD 10/21/22 RD 08/20 PD 08/21/24				947.84	USD
08/22/24		BOND INTEREST RECEIVED 66736ACF4	248000 NORTHWEST BK BOISE IDAHO CTF DEP 5.250% 03/24/25 DTD 03/22/23 RD 08/21 PD 08/22/24				1,105.81	USD
08/22/24		BOND INTEREST RECEIVED 77579AFG6	245000 ROLLSTONE BK & TR FITCHBURG MASS CTF DEP 3.550% 08/23/27 DTD 08/22/22 CLB RD 08/21 PD 08/22/24				4,336.84	USD
08/26/24		BOND INTEREST RECEIVED 04225AAC2	248000 ARMOR BK FORREST CITY ARK CTF DEP 5.300% 03/24/26 DTD 03/24/23 CLB RD 08/23 PD 08/24/24				1,116.34	USD
08/26/24		BOND INTEREST RECEIVED 84287PHU9	248000 SOUTHERN FIRST BK N A GREENVILLE S C CTF DEP 4.600% 11/27/26 DTD 05/26/23 RD 08/23 PD 08/26/24				968.90	USD
08/26/24		BOND INTEREST RECEIVED 95285QBQ0	248000 WEST GATE BK LINCOLN NEB CTF DEP 5.400% 12/24/24 DTD 06/24/24 RD 08/23 PD 08/24/24				1,137.40	USD
08/27/24		BOND INTEREST RECEIVED 693963AE0	248000 PACIFIC ALLIANCE BK SAN GABRIEL CA CTF DEP 5.150% 03/27/25 B/E DTD 03/27/23 RD 08/26 PD 08/27/24				1,084.75	USD
08/28/24		BOND INTEREST RECEIVED 32023HBT4	248000 FIRST FED SVGS & LN ASSN LAKEWOOD OHIO CTF DEP 5.250% 06/28/27 DTD 06/28/24 CLB RD 08/27 PD 08/28/24				1,105.81	USD

## Transactions by Type of Activity (continued)

Process/ Settlement Date	Trade/ Transaction Date	Activity Type	Description	Quantity	Price	Accrued Interest	Amount	Currency
<b>Dividends and Interest (continued)</b>								
08/28/24		BOND INTEREST RECEIVED 32056GDQO	248000 FIRST INTERNET BK FISHERS IND CTF DEP 4.000% 09/29/25 DTD 09/28/22 RD 08/27 PD 08/28/24				842.52	USD
08/28/24		BOND INTEREST RECEIVED 45780PBBO	249000 INSTITUTION FOR SVGS IN NEWBURYPORT & ITS VIC MA CTF DEP 0.700% 10/28/24 DTD 10/28/21 CLB RD 08/27 PD 08/28/24				148.04	USD
08/29/24		BOND INTEREST RECEIVED 61768U4L8	248000 MORGAN STANLEY PRIVATE BK NATL ASSN INSTL CTF DEP PROGRAM 3.200% 11/28/25 DTD 05/31/22 CLB RD 08/27 PD 08/28/24				674.02	USD
08/30/24		BOND INTEREST RECEIVED 978208AG1	248000 WOOD & HUSTON BK MARSHALL MO CTF DEP 4.700% 06/30/26 DTD 06/30/23 RD 08/29 PD 08/30/24				989.96	USD
<b>Total Dividends and Interest</b>						<b>\$0.00</b>	<b>\$42,200.03</b>	<b>USD</b>
<b>Distributions</b>								
08/12/24		SECURITY REDEEMED 89235MLG4	TOYOTA FINL SVGS BK HEND NV CTF DEP 0.600% 08/12/24 B/E DTD 08/12/21 ACCOUNT REDEMPTION	-248,000.0000			248,000.00	USD
<b>Total Distributions</b>						<b>\$0.00</b>	<b>\$248,000.00</b>	<b>USD</b>
<b>Cash Withdrawals and Deposits</b>								
08/01/24		ELECTRONIC TRANSACTION USD999997	SEND TO BANK FOR ACH ACH HUNTINGTON NATIONAL BANK				-21,901.82	USD
08/09/24		ELECTRONIC DEPOSIT USD999997	RECV FR BANK FOR ACH ACH HUNTINGTON NATIONAL BANK				248,000.00	USD
08/12/24		ELECTRONIC TRANSACTION USD999997	SEND TO BANK FOR ACH ACH HUNTINGTON NATIONAL BANK				248,000.00	USD
<b>Total Cash Withdrawals and Deposits</b>						<b>\$0.00</b>	<b>-\$21,901.82</b>	<b>USD</b>
<b>Total Value of Transactions</b>						<b>\$0.00</b>	<b>\$20,298.21</b>	<b>USD</b>

The price and quantity displayed may have been rounded.



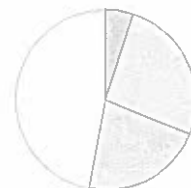
August 1, 2024 - August 31, 2024  
MEDINA CITY SCHOOLS

## Fixed Income Analysis

### Bond Quality

Bond Quality	Market Value	% of Bond Market Value
AAA	237,998.16	2%
Not Rated	11,858,740.81	98%
<b>Total</b>	<b>12,096,738.97</b>	<b>100%</b>

### Bond Maturity Schedule



Bond Maturity	Market Value	% of Bond Market Value
Within 1 month	490,825.90	5%
1 to 6 months	3,189,353.74	26%
7 to 12 months	2,705,916.18	22%
1 to 5 years	5,710,643.15	47%
<b>Total</b>	<b>12,096,738.97</b>	<b>100%</b>

Percentages of bond market values are rounded to the nearest whole percentage.

Bond quality ratings reflect Moody's or Standard and Poor's ratings. Bonds may be rated by other services. Bonds that are in default are not included. Please refer to your Portfolio Holdings section.

## Messages

Although a money market mutual fund (money fund) seeks to preserve the value of your investment at \$1 per share, it is possible to lose money by investing in a money fund. Shares of a money fund or the balance of a bank deposit product held in your brokerage account may be liquidated upon request with the proceeds credited to your brokerage account. Please see the money fund's prospectus or the bank deposit product's disclosure document or contact your advisor for additional information. Pursuant to SEC Rule 10b-10(b)(1) confirmations are not sent for purchases into money funds processed on the sweep platform. Pursuant to applicable regulation, account statements will be produced monthly or quarterly. Balances in Federal Deposit Insurance Corporation (FDIC)-insured bank deposit sweep products are not protected by Securities Investor Protection Corporation (SIPC).

The Estimated Annual Income, Estimated Yield and Accrued Interest columns in your Portfolio Holdings section will not display values for variable rate securities. The optional Estimated Annual Income and Accrued Interest fields in the Portfolio at a Glance section of your statement will not include values for these securities.

### Go Paperless by Selecting eDelivery

Eliminate paper and save natural resources with digital adoption. Electronic delivery (eDelivery) is faster, convenient and more secure. We offer eDelivery for account statements, prospectus documents, proxy or shareholder communications, tax documents, trade confirmations and more.

To enroll, log in to your brokerage account and look for the one-click eDelivery pop-up or simply select 'Go Paperless' at the top of any page and follow the on-screen prompts to set-up your preferences. Enrollment can be activated as quickly as the day you register, and you will be notified when documents are available in an online, password-protected portal.

Contact your financial professional if you have any questions about any of our digital tools.

## Cash Not Yet Received

Security	Record Date	Payable Date	Quantity Held	Rate	Dividend Option	Amount of Payment
<b>Interest</b>						
BANK OZK LITTLE ROCK ARK CTF DEP 5.150% 12/03/24	08/30/24	09/03/24	248,000.0000	4.373972	Cash	1,084.75
BANKWELL BK NEW CANAAN CONN CTF DEP 5.150% 03/31/25 B/E	08/30/24	09/01/24	248,000.0000	4.373972	Cash	1,084.75
FARMERS & MERCHANTS BK BERLIN WIS CTF DEP	08/30/24	09/03/24	248,000.0000	4.713698	Cash	1,169.00
GENERATIONS BK ROGERS ARK CTF DEP 3.400% 08/04/25	08/30/24	09/03/24	248,000.0000	2.887671	Cash	716.14
<b>Total Cash Not Yet Received</b>						<b>\$4,054.64</b>

Assets shown here are not reflected in your account. This information has been received from sources we believe to be reliable. Pershing does not guarantee the accuracy of the information.

## Important Information and Disclosures

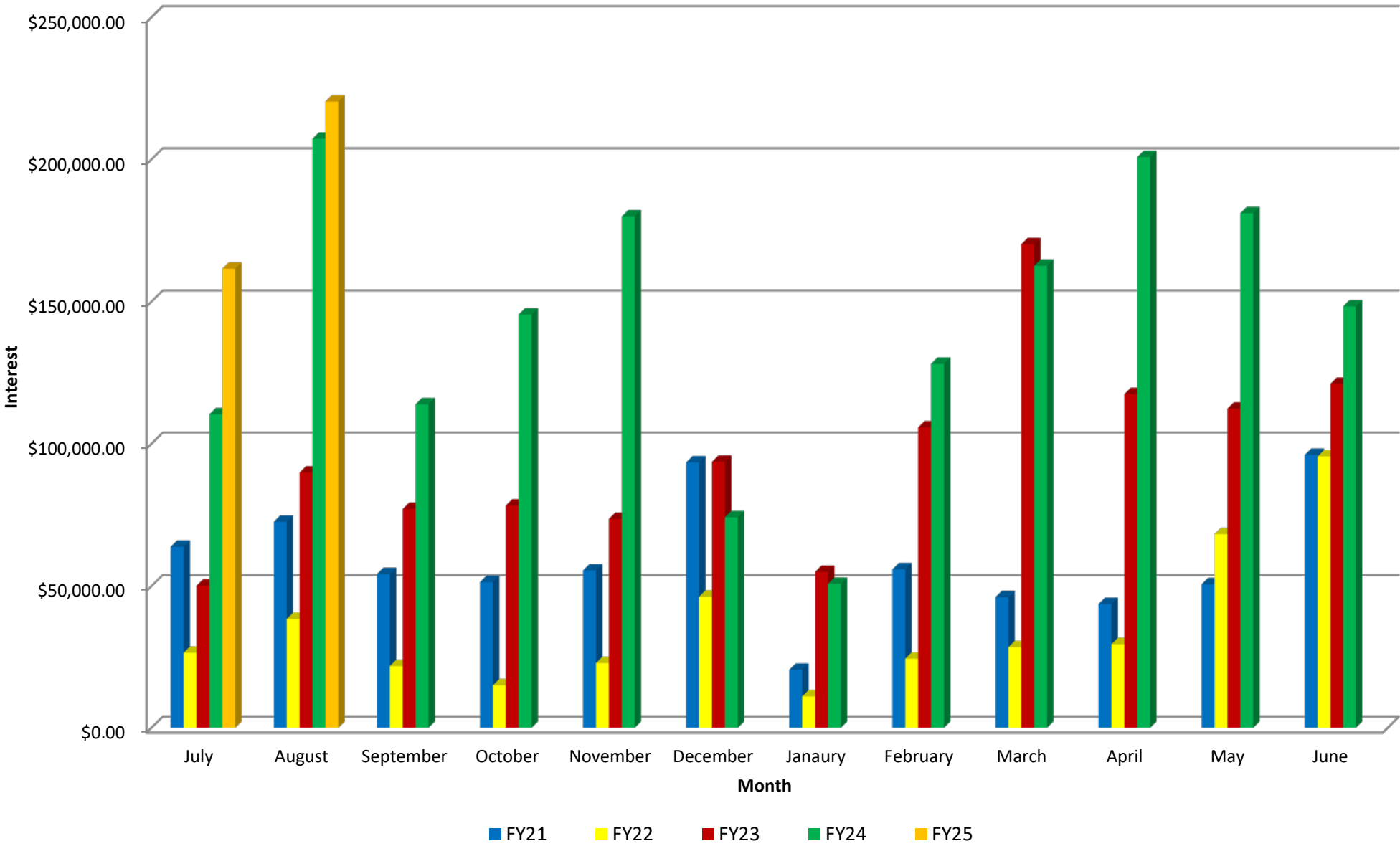
### The Role of Pershing

- **Pershing LLC, member FINRA, NYSE, carries your account as clearing broker pursuant to a clearing agreement with your financial institution.** Pershing is not responsible or liable for any acts or omissions of your financial institution or its employees and it does not supervise them. Pershing provides no investment advice nor does it assess the suitability of any transaction or order. Pershing acts as the agent of your financial institution and you agree that you will not hold Pershing or any person controlling or under common control with it liable for any investment losses incurred by you.
- Pershing performs several key functions at the direction of your financial institution. It acts as custodian for funds and securities you may deposit with it directly or through your financial institution or that it receives as the result of securities transactions it processes.
- Your financial institution is responsible for adherence to the securities laws, regulations and rules which apply to it regarding its own operations and the supervision of your account, its sales representatives and other personnel. Your financial institution is also responsible for approving the opening of accounts and obtaining account documents; the acceptance and, in certain instances, execution of securities orders; the assessment of the suitability of those transactions, where applicable; the rendering of investment advice, if any, to you and in general, for the ongoing relationship that it has with you.
- Inquiries concerning the positions and balances in your account may be directed to the **Pershing Customer Service Department at (201) 413-3333**. All other inquiries regarding your account or activity should be directed to your financial institution. Your financial organization's contact information can be found on the first page of this statement.
- For a description of other functions performed by Pershing please consult the Disclosure Statement provided to you upon the opening of your account. This notice is not meant as a definitive enumeration of every possible circumstance, but as a general disclosure. If you have any questions regarding this notice or if you would like additional copies of the Disclosure Statement, please contact your financial institution.
- Pershing is a member of the Securities Investor Protection Corporation (SIPC®). Please note that SIPC does not protect against loss due to market fluctuation. In addition to SIPC protection, Pershing provides coverage in excess of SIPC limits. For more detailed information please visit: [www.pershing.com/about/strength-and-stability](http://www.pershing.com/about/strength-and-stability).
- This statement will be deemed conclusive. You are advised to report any inaccuracy or discrepancy (including unauthorized trading) promptly, but no later than ten days after receipt of this statement, to your financial organization and Pershing. Please be advised that any oral communication should be re-confirmed in writing to further protect your rights, including your rights under the Securities Investor Protection Act.
- Your financial organization's contact information can be found on the first page of this statement. Pershing's contact information is as follows: **Pershing LLC, Legal Department, One Pershing Plaza, Jersey City, New Jersey 07399; (201) 413-3330**. Errors and Omissions excepted.

### Important Arbitration Disclosures

- All parties to this agreement are giving up the right to sue each other in court, including the right to a trial by jury, except as provided by the rules of the arbitration forum in which a claim is filed.
- Arbitration awards are generally final and binding; a party's ability to have a court reverse or modify an arbitration award is very limited.
- The ability of the parties to obtain documents, witness statements and other discovery is generally more limited in arbitration than in court proceedings.

Total Monthly Interest Earnings



POWERSCHOOL  
DATE: 09/13/2024  
TIME: 09:26:07  
SELECTION CRITERIA : ALL

MEDINA CITY SCHOOLS  
OH Cash Position Report

PAGE NUMBER: 1

ACCOUNTING PERIOD : 2/25

FUND	SCC	DESCRIPTION	BEGIN	BALANCE	MTD RECEIPTS	FYTD RECEIPTS	MTD EXPENDITURES	FYTD EXPENDITURES	CURRENT FUND BALANCE	CURRENT ENCUMBRANCE	UNENCUMBERED FUND BALANCE
001	0000	GENERAL FUND	20,181,839.48	4,269,838.47	26,830,298.49	7,494,385.50	13,338,624.23	33,491,584.05	4,188,346.70	29,303,237.35	
001	0950	GENERAL FUND - CHROME	355,677.18	26,925.00	27,165.00	0.00	0.00	382,842.18	0.00	382,842.18	
001	1000	GENERAL FUND	593,809.20	0.00	0.00	0.00	0.00	593,809.20	0.00	593,809.20	
001	2000	GENERAL FUND	1,210,532.83	5,524.76	25,822.64	0.00	0.00	1,236,355.47	0.00	1,236,355.47	
-----											
Total For Fund 001:			22,341,858.69	4,302,288.23	26,883,286.13	7,494,385.50	13,338,624.23	35,704,590.90	4,188,346.70	31,516,244.20	
002	9000	BOND RETIRE - ELEM/HIGH	3,647,415.85	148,040.00	1,702,340.00	0.00	0.00	5,349,755.85	0.00	5,349,755.85	
002	9012	SALES TAX - COPS	0.00	0.00	0.00	0.00	0.00	0.00	1,375.00	-1,375.00	
-----											
Total For Fund 002:			3,647,415.85	148,040.00	1,702,340.00	0.00	0.00	5,349,755.85	1,375.00	5,348,380.85	
003	0000	PERMANENT IMPROVEMENT	340,994.61	0.00	0.00	0.00	0.00	340,994.61	0.00	340,994.61	
003	9000	PERMANENT IMPROVEMENT	13,601.14	0.00	0.00	0.00	0.00	13,601.14	0.00	13,601.14	
003	9001	REC CENTER-PERMANENT IMP	-53,485.62	0.00	0.00	-42,121.00	51,121.00	-104,606.62	12,372.50	-116,979.12	
-----											
Total For Fund 003:			301,110.13	0.00	0.00	-42,121.00	51,121.00	249,989.13	12,372.50	237,616.63	
006	0000	LUNCHROOM FUND	-812,753.71	107,330.88	113,396.04	182,777.23	316,458.13	-1,020,752.94	25,651.34	-1,046,404.28	
006	9006	LUNCHROOM - FED FUNDS	2,209,288.08	0.00	0.00	29,140.30	29,513.40	2,179,774.68	299,486.60	1,880,288.08	

POWERSCHOOL  
DATE: 09/13/2024  
TIME: 09:26:07  
SELECTION CRITERIA : ALL

MEDINA CITY SCHOOLS  
OH Cash Position Report

PAGE NUMBER: 2

ACCOUNTING PERIOD : 2/25

FUND	SCC	DESCRIPTION	BEGIN	MTD	FYTD	MTD	FYTD	CURRENT	CURRENT	UNENCUMBERED
			BALANCE	RECEIPTS	RECEIPTS	EXPENDITURES	EXPENDITURES	FUND BALANCE	ENCUMBRANCE	FUND BALANCE
006	9022	P-EBT ADMINISTRATIVE FUND								
		3,691.00	0.00	0.00	0.00	0.00	3,691.00	0.00	3,691.00	
-----										
Total For Fund	006:									
		1,400,225.37	107,330.88	113,396.04	211,917.53	345,971.53	1,162,712.74	325,137.94	837,574.80	
007	9004	COLLINS SCH/POST-GRADUATE								
		2,047.75	10.04	17.49	0.00	0.00	2,065.24	50,000.00	-47,934.76	
007	9022	BREWER GARRETT SCH								
		13,201.84	64.73	112.74	0.00	0.00	13,314.58	0.00	13,314.58	
007	9110	ART TRUST - GARFIELD								
		12,444.11	61.02	106.27	0.00	0.00	12,550.38	0.00	12,550.38	
007	9333	RIOS STUDENT LEADER SCH								
		22,600.77	110.82	193.00	0.00	0.00	22,793.77	5,000.00	17,793.77	
007	9901	BIXLER SCHOLARSHIP FUND								
		136.89	0.67	1.17	0.00	0.00	138.06	0.00	138.06	
-----										
Total For Fund	007:									
		50,431.36	247.28	430.67	0.00	0.00	50,862.03	55,000.00	-4,137.97	
008	9002	KANEHL MUSIC TRUST								
		28,514.46	0.00	0.00	0.00	0.00	28,514.46	300.00	28,214.46	
008	9003	RICHARD HOFFMAN COLLINS								
		838,122.45	0.00	0.00	0.00	0.00	838,122.45	50,000.00	788,122.45	
008	9112	ELAINE BUSHMAN FUND								
		20,280.97	0.00	0.00	0.00	0.00	20,280.97	1,000.00	19,280.97	
-----										
Total For Fund	008:									
		886,917.88	0.00	0.00	0.00	0.00	886,917.88	51,300.00	835,617.88	
009	9000	STAR								
		3,197.65	18,501.70	18,578.70	0.00	0.00	21,776.35	0.00	21,776.35	
009	9110	UNIFORM SUPPLIES GA								
		271.01	36.00	36.00	0.00	0.00	307.01	278.12	28.89	

POWERSCHOOL  
DATE: 09/13/2024  
TIME: 09:26:07  
SELECTION CRITERIA : ALL

MEDINA CITY SCHOOLS  
OH Cash Position Report

PAGE NUMBER: 3

ACCOUNTING PERIOD : 2/25

FUND	SCC	DESCRIPTION BEGIN BALANCE	MTD RECEIPTS	FYTD RECEIPTS	MTD EXPENDITURES	FYTD EXPENDITURES	CURRENT FUND BALANCE	CURRENT ENCUMBRANCE	UNENCUMBERED FUND BALANCE
009	9120	UNIFORM SUPPLIES - CN 15,149.43	4,728.75	4,728.75	6,901.20	6,901.20	12,976.98	3,658.53	9,318.45
009	9130	UNIFORM SUPPLIES - FN 5,055.42	6,796.00	6,821.00	10,464.47	10,464.47	1,411.95	2,000.00	-588.05
009	9140	UNIFORM SUPPLIES - HE 18,178.60	475.00	475.00	0.00	0.00	18,653.60	0.00	18,653.60
009	9160	UNIFORM SUPPLIES - BL 4,605.71	5,296.00	5,318.00	4,948.39	4,948.39	4,975.32	1,575.49	3,399.83
009	9170	UNIFORM SUPPLIES - WA 25,933.15	6,132.00	6,132.00	7,233.51	7,233.51	24,831.64	3,881.53	20,950.11
009	9180	UNIFORM SUPPLIES - NO 11,774.16	4,954.00	4,954.00	0.00	0.00	16,728.16	9,800.00	6,928.16
009	9200	UNIFORM SUPPLIES - CL 15,494.30	6,019.00	6,037.00	3,527.28	3,527.28	18,004.02	21,066.01	-3,061.99
009	9210	UNIFORM SUPPLIES - RT 10,389.39	5,792.30	5,781.30	5,275.99	5,275.99	10,894.70	16,362.71	-5,468.01
009	9300	UNIFORM SUPPLIES - HS 70,565.87	2,359.49	3,103.33	26,453.97	29,668.69	44,000.51	138,899.54	-94,899.03
009	9301	MHS GRADUATION 297.03	22.00	22.00	2,911.94	2,911.94	-2,592.91	11,988.00	-14,580.91
009	9302	SHAKESPEARE GROUP 0.00	0.00	0.00	0.00	0.00	0.00	5,000.00	-5,000.00
009	9304	AVIATION/PHOTOGRAPHY 3.87	0.00	0.00	0.00	0.00	3.87	0.00	3.87
Total For Fund 009:		180,915.59	61,112.24	61,987.08	67,716.75	70,931.47	171,971.20	214,509.93	-42,538.73
014	9016	MEDINA CNTY JUV DET CNTR 32,952.83	35,201.43	88,199.12	36,435.24	62,111.70	58,070.01	0.00	58,070.01
014	9116	EVOLVE 560,457.27	0.00	0.00	86,813.98	148,961.62	409,348.27	133,634.86	275,713.41
Total For Fund 014:		593,410.10	35,201.43	88,199.12	123,249.22	211,073.32	467,418.28	133,634.86	333,783.42

POWERSCHOOL  
DATE: 09/13/2024  
TIME: 09:26:07  
SELECTION CRITERIA : ALL

MEDINA CITY SCHOOLS  
OH Cash Position Report

PAGE NUMBER: 4

ACCOUNTING PERIOD : 2/25

FUND	SCC	DESCRIPTION	BEGIN BALANCE	MTD RECEIPTS	FYTD RECEIPTS	MTD EXPENDITURES	FYTD EXPENDITURES	CURRENT FUND BALANCE	CURRENT ENCUMBRANCE	UNENCUMBERED FUND BALANCE
016	0000	EMERGENCY LEVY	13,641,647.74	260,653.00	3,309,361.99	924,787.84	1,591,987.20	15,332,102.17	290,261.80	15,041,840.37
016	0410	EMERGENCY LEVY	-401,646.48	0.00	0.00	17,761.60	28,598.69	-430,695.45	0.00	-430,695.45
016	1000	EMERGENCY LEVY	-1,921,600.15	0.00	0.00	61,947.13	108,659.88	-2,031,751.23	0.00	-2,031,751.23
<hr/>										
Total For Fund 016:			11,318,401.11	260,653.00	3,309,361.99	1,004,496.57	1,729,245.77	12,869,655.49	290,261.80	12,579,393.69
018	0000	PRINT SHOP	6,683.33	0.00	0.00	0.00	0.00	6,683.33	0.00	6,683.33
018	9000	PUBLIC SCHOOL SUP - SUPER	16.70	0.00	0.00	0.00	0.00	16.70	0.00	16.70
018	9110	PRINCIPAL'S FUND - GA	462.70	0.00	0.00	153.09	-340.19	802.89	619.04	183.85
018	9111	GARFIELD SCHOOL STORE	49.99	0.00	0.00	0.00	0.00	49.99	0.00	49.99
018	9113	GARFIELD MEDIA CENTER	144.57	0.00	0.00	0.00	0.00	144.57	0.00	144.57
018	9120	PRINCIPAL - CN	11,920.41	0.00	0.00	1,846.45	1,377.45	10,542.96	7,591.07	2,951.89
018	9122	CANAVAN SCHOOL STORE	586.69	0.00	0.00	0.00	0.00	586.69	0.00	586.69
018	9123	BOOK FAIR - CANAVAN	24,105.28	0.00	0.00	0.00	0.00	24,105.28	0.00	24,105.28
018	9130	PRINCIPAL - FN	38,309.42	0.00	0.00	577.09	577.09	37,732.33	5,971.91	31,760.42
018	9133	BOOK FAIR - FENN	1,621.91	7.00	7.00	0.00	0.00	1,628.91	150.00	1,478.91
018	9135	MEDINA SKI TEAM	474.67	0.00	0.00	0.00	0.00	474.67	0.00	474.67
018	9140	PRINCIPAL'S FUND - HE	41,665.15	0.00	0.00	0.00	0.00	41,665.15	0.00	41,665.15
018	9143	HERITAGE MEDIA CENTER	2,226.35	0.00	0.00	0.00	0.00	2,226.35	0.00	2,226.35
018	9160	PRINCIPAL'S FUND - BL	38,696.84	0.00	0.00	399.00	1,051.60	37,645.24	7,655.78	29,989.46

POWERSCHOOL  
DATE: 09/13/2024  
TIME: 09:26:07  
SELECTION CRITERIA : ALL

MEDINA CITY SCHOOLS  
OH Cash Position Report

PAGE NUMBER: 5

ACCOUNTING PERIOD : 2/25

FUND	SCC	DESCRIPTION BEGIN BALANCE	MTD RECEIPTS	FYTD RECEIPTS	MTD EXPENDITURES	FYTD EXPENDITURES	CURRENT FUND BALANCE	CURRENT ENCUMBRANCE	UNENCUMBERED FUND BALANCE
018	9161	PBIS - BLAKE 1,598.50	0.00	0.00	1,598.50	1,598.50	0.00	0.00	0.00
018	9163	BLAKE MEDIA CENTER 13,354.69	0.00	0.00	50.00	50.00	13,304.69	0.00	13,304.69
018	9170	PRINCIPALS FUND - WA 68,032.41	135.85	135.85	575.00	575.00	67,593.26	13,225.00	54,368.26
018	9171	WAITE SCHOOL STORE 151.73	0.00	0.00	0.00	0.00	151.73	300.00	-148.27
018	9173	MEDIA CENTER WA 5,324.43	0.00	0.00	0.00	0.00	5,324.43	0.00	5,324.43
018	9180	PRINCIPALS FUND NO 53,059.68	0.00	0.00	2,067.50	2,067.50	50,992.18	5,935.00	45,057.18
018	9183	MEDIA CENTER NO 4,135.77	2,729.36	2,729.36	0.00	0.00	6,865.13	0.00	6,865.13
018	9200	PRINCIPAL'S FUND - CL 43,095.71	0.00	0.00	800.64	800.64	42,295.07	3,556.26	38,738.81
018	9203	CL MEDIA CENTER 5,781.82	0.00	0.00	0.00	0.00	5,781.82	0.00	5,781.82
018	9210	PRINCIPAL'S FUND - RT 32,610.44	2,500.00	2,500.00	600.00	600.00	34,510.44	13,909.88	20,600.56
018	9211	ROOT M.S. MEDIA CENTER 10,892.80	0.00	0.00	50.00	50.00	10,842.80	0.00	10,842.80
018	9300	PRINCIPAL'S FUND - HS 20,431.99	2,805.40	2,805.40	2,556.16	2,861.22	20,376.17	26,016.84	-5,640.67
018	9301	MEDIA CENTER FUND 1,618.45	0.00	28.00	-31.49	-31.49	1,677.94	0.00	1,677.94
018	9302	SPECIAL FUNDRAISER - HS 29,909.37	0.00	0.00	0.00	0.00	29,909.37	29,000.00	909.37
018	9303	PERFORMING ARTS 235,704.58	2,655.00	9,709.00	12,715.32	20,463.37	224,950.54	99,829.04	125,121.50
018	9304	BUZZ 28,933.95	0.00	0.00	50.00	50.00	28,883.95	26,200.00	2,683.95
018	9305	FLEXIBLE CREDIT FUND 8,434.56	50.00	50.00	0.00	0.00	8,484.56	0.00	8,484.56
018	9306	FEED THE BEES 7,224.75	0.00	0.00	0.00	0.00	7,224.75	5,300.00	1,924.75
018	9307	MHS LOCAL GRANTS -1,183.49	0.00	0.00	0.00	0.00	-1,183.49	5,500.00	-6,683.49
018	9308	MHS HOPE SQUAD 2,859.80	0.00	0.00	0.00	0.00	2,859.80	3,000.00	-140.20



POWERSCHOOL  
DATE: 09/13/2024  
TIME: 09:26:07  
SELECTION CRITERIA : ALL

MEDINA CITY SCHOOLS  
OH Cash Position Report

PAGE NUMBER: 6

ACCOUNTING PERIOD : 2/25

FUND	SCC	DESCRIPTION	BEGIN	MTD	FYTD	MTD	FYTD	CURRENT	CURRENT	UNENCUMBERED
			BALANCE	RECEIPTS	RECEIPTS	EXPENDITURES	EXPENDITURES	FUND BALANCE	ENCUMBRANCE	FUND BALANCE
018	9403	PRINCIPAL FUND -PRESCHOOL								
		229.50		0.00	0.00	0.00	0.00	229.50	1,200.00	-970.50
018	9884	FACILITY RENTAL								
		86,055.82		0.00	0.00	0.00	0.00	86,055.82	0.00	86,055.82
018	9900	INSERVICE - CENTRAL								
		3,702.01		0.00	0.00	0.00	0.00	3,702.01	0.00	3,702.01
018	9901	PUBLIC SCH SUPPORT - INST								
		1,743.89		0.00	0.00	0.00	0.00	1,743.89	0.00	1,743.89
018	9902	INSERVICE - SUPER								
		11,224.52		0.00	0.00	0.00	0.00	11,224.52	0.00	11,224.52
018	9903	BOARD/STUDENT DEVELOPMENT								
		2,800.00		0.00	0.00	0.00	0.00	2,800.00	0.00	2,800.00
018	9904	WELLNESS FUND								
		502.00		0.00	0.00	0.00	0.00	502.00	0.00	502.00
018	9905	PUBLIC SCH SUPT/STUD SERV								
		51,248.39		0.00	0.00	0.00	0.00	51,248.39	0.00	51,248.39
018	9906	COMMUNICA-PUBLIC SCH SUP								
		675.90		0.00	0.00	0.00	0.00	675.90	0.00	675.90
018	9907	STEAM - SUMMER ENRICHMENT								
		5,374.82		0.00	0.00	0.00	0.00	5,374.82	0.00	5,374.82
018	9908	GRANT US HOPE								
		-317.00		0.00	0.00	0.00	0.00	-317.00	0.00	-317.00
018	9910	MAINTENANCE DEPARTMENT								
		3,902.36		0.00	0.00	0.00	0.00	3,902.36	0.00	3,902.36
018	9915	BIKE TO SCHOOL								
		992.74		0.00	0.00	0.00	0.00	992.74	0.00	992.74
018	9916	SPIRIT NIGHT								
		3,945.76	1,250.00		1,750.00	2,520.00	2,520.00	3,175.76	1,019.56	2,156.20
018	9917	HALL OF FAME								
		2,235.05		0.00	0.00	0.00	500.00	1,735.05	0.00	1,735.05
018	9918	SPOTLIGHT ON STUDENTS								
		904.91		0.00	0.00	0.00	0.00	904.91	0.00	904.91
018	9919	STUDENT ART SHOW								
		527.00		0.00	0.00	0.00	0.00	527.00	0.00	527.00
018	9920	TRSP FUND								
		1,514.98		0.00	0.00	0.00	0.00	1,514.98	0.00	1,514.98
018	9922	AMERICAN HEART GRANT								
		1,000.00		0.00	0.00	0.00	0.00	1,000.00	0.00	1,000.00
018	9930	RESOURCE CONNECTION								
		1,500.00		0.00	0.00	0.00	0.00	1,500.00	0.00	1,500.00

POWERSCHOOL  
 DATE: 09/13/2024  
 TIME: 09:26:07  
 SELECTION CRITERIA : ALL

MEDINA CITY SCHOOLS  
 OH Cash Position Report

PAGE NUMBER: 7

ACCOUNTING PERIOD : 2/25

FUND	SCC	DESCRIPTION	BEGIN BALANCE	MTD RECEIPTS	FYTD RECEIPTS	MTD EXPENDITURES	FYTD EXPENDITURES	CURRENT FUND BALANCE	CURRENT ENCUMBRANCE	UNENCUMBERED FUND BALANCE
<hr/>										
<hr/>										
Total For Fund	018:									
			918,698.60	12,132.61	19,714.61	26,527.26	34,770.69	903,642.85	255,979.38	647,663.47
<hr/>										
019	9000	ADAMH GRANT								
		240.00		0.00	0.00	0.00	0.00	240.00	0.00	240.00
019	9018	LOWE'S LIGHT UP GA FY08								
		48.08		0.00	0.00	0.00	0.00	48.08	0.00	48.08
019	9020	RIF PROGRAM GRANT - NO								
		400.73		0.00	0.00	0.00	0.00	400.73	0.00	400.73
019	9021	JENNINGS - B - BRYNIARSKI								
		0.82		0.00	0.00	0.00	0.00	0.82	0.00	0.82
019	9023	PUB EDU LEADERSHIP COM GT								
		0.01		0.00	0.00	0.00	0.00	0.01	0.00	0.01
019	9029	M H J GRANT/ZAVESKY/FY09								
		6.82		0.00	0.00	0.00	0.00	6.82	0.00	6.82
019	9030	PERF BASD ASSMENT GT FY10								
		79.76		0.00	0.00	0.00	0.00	79.76	0.00	79.76
019	9031	PBA FY11								
		256.96		0.00	0.00	0.00	0.00	256.96	0.00	256.96
019	9113	ACS-HACH CHEM GT - HAMMAN								
		96.34		0.00	0.00	0.00	0.00	96.34	0.00	96.34
019	9121	ADAMH GRANT								
		33,855.00		6,000.00	6,000.00	0.00	0.00	39,855.00	1,500.00	38,355.00
019	9180	PPG INNOV CLASSRM GT-NO								
		15.31		0.00	0.00	0.00	0.00	15.31	0.00	15.31
019	9181	FIRST ENERGY GRANT								
		0.16		0.00	0.00	0.00	0.00	0.16	0.00	0.16
019	9213	VIDEO CLUB GRANT - MHS								
		2.82		0.00	0.00	0.00	0.00	2.82	0.00	2.82
019	9301	PPG GRANT - ROBOTICS								
		9.07		0.00	0.00	0.00	0.00	9.07	0.00	9.07
019	9313	JENNINGS - NOP - MILLER								
		13.86		0.00	0.00	0.00	0.00	13.86	0.00	13.86
019	9413	3M AND OTHER GRANT								
		152.03		0.00	0.00	0.00	0.00	152.03	0.00	152.03
019	9513	NEA STUDENT ACHIEVE GT								
		191.88		0.00	0.00	0.00	0.00	191.88	0.00	191.88

ACCOUNTING PERIOD : 2/25

## MEDINA CITY SCHOOLS OH Cash Position Report

PAGE NUMBER: 8

FUND	SCC	DESCRIPTION	BEGIN	BALANCE	MTD RECEIPTS	FYTD RECEIPTS	MTD EXPENDITURES	FYTD EXPENDITURES	CURRENT FUND BALANCE	CURRENT ENCUMBRANCE	UNENCUMBERED FUND BALANCE
<hr/>											
019	9715	FUEL UP - BLAKE									
		23.82			0.00	0.00	0.00	0.00	23.82	0.00	23.82
019	9920	M H J SUPPORT STUGGLING									
		1,000.00			0.00	0.00	0.00	0.00	1,000.00	0.00	1,000.00
<hr/>											
Total For Fund	019:										
		36,393.47			6,000.00	6,000.00	0.00	0.00	42,393.47	1,500.00	40,893.47
<hr/>											
020	9001	TRANSPORTATION ENTERPRISE									
		170,790.31			1,085.96	1,085.96	688.40	2,113.56	169,762.71	4,330.22	165,432.49
<hr/>											
Total For Fund	020:										
		170,790.31			1,085.96	1,085.96	688.40	2,113.56	169,762.71	4,330.22	165,432.49
<hr/>											
022	9000	UNCLAIMED FUNDS									
		70,496.63			0.00	-20.00	0.00	0.00	70,476.63	0.00	70,476.63
022	9093	DIVERSION PROG ADAMHS BD									
		1,000.00			0.00	0.00	0.00	0.00	1,000.00	0.00	1,000.00
022	9094	DIVERSION PROG ADAMHS BD									
		1,000.00			0.00	0.00	0.00	0.00	1,000.00	0.00	1,000.00
022	9300	OH HS ATH ASSOC FUND									
		15,548.46			0.00	0.00	0.00	6,608.34	8,964.35	0.00	8,964.35
<hr/>											
Total For Fund	022:										
		88,045.09			0.00	-20.00	0.00	6,608.34	81,440.98	0.00	81,440.98
<hr/>											
024	9001	MED AND DRUG/SELF INS									
		3,282,692.33			996,191.83	2,001,937.98	1,210,883.49	2,546,426.92	2,738,203.39	444,939.52	2,293,263.87
024	9002	DENT SELF INS									
		735,597.04			59,844.55	120,206.51	74,915.78	142,255.32	713,548.23	71,130.23	642,418.00
024	9094	FLEX PRO									
		77,284.53			0.00	0.00	11,428.91	21,461.66	55,822.87	106,038.34	-50,215.47

POWERSCHOOL  
DATE: 09/13/2024  
TIME: 09:26:07  
SELECTION CRITERIA : ALL

MEDINA CITY SCHOOLS  
OH Cash Position Report

PAGE NUMBER: 9

ACCOUNTING PERIOD : 2/25

FUND	SCC	DESCRIPTION BEGIN BALANCE	MTD RECEIPTS	FYTD RECEIPTS	MTD EXPENDITURES	FYTD EXPENDITURES	CURRENT FUND BALANCE	CURRENT ENCUMBRANCE	UNENCUMBERED FUND BALANCE
-----									
Total For Fund	024:	4,095,573.90	1,056,036.38	2,122,144.49	1,297,228.18	2,710,143.90	3,507,574.49	622,108.09	2,885,466.40
027	0000	WORK COMP-SELF INS 437,903.21	19,259.84	32,092.80	10,307.39	34,914.51	435,081.50	87,885.49	347,196.01
-----									
Total For Fund	027:	437,903.21	19,259.84	32,092.80	10,307.39	34,914.51	435,081.50	87,885.49	347,196.01
071	9013	SALES TAX P I 4,633,927.93	0.00	1,024,147.78	164,120.78	433,696.28	5,224,379.43	1,363,640.42	3,860,739.01
-----									
Total For Fund	071:	4,633,927.93	0.00	1,024,147.78	164,120.78	433,696.28	5,224,379.43	1,363,640.42	3,860,739.01
200	9110	GA STUD COUN/K-KIDS CLUB 22.02	0.11	0.19	0.00	0.00	22.21	143.26	-121.05
200	9121	CN STUDENT COUNCIL 1,535.54	7.53	13.11	0.00	0.00	1,548.65	0.00	1,548.65
200	9134	FN STUDENT BUSINESS 10.50	0.05	0.09	0.00	0.00	10.59	0.00	10.59
200	9140	HE STUDENT COUNCIL 182.70	0.90	1.56	0.00	0.00	184.26	0.00	184.26
200	9184	NO STUDENT COUNCIL 58.47	0.29	0.50	0.00	0.00	58.97	0.00	58.97
200	9185	NO K-KIDS KIWANIS CLUB 12,781.09	62.67	109.15	0.00	0.00	12,890.24	0.00	12,890.24
200	9201	ROBOTICS CLUB CL 511.52	2.51	4.37	0.00	0.00	515.89	0.00	515.89
200	9202	CL STUDENT COUNCIL 5,356.87	26.27	45.75	0.00	0.00	5,402.62	0.00	5,402.62
200	9204	CL CHEERLEADERS 587.02	2.88	5.01	0.00	0.00	592.03	0.00	592.03
200	9205	CL BUILDERS CLUB 4,036.34	19.79	34.47	0.00	0.00	4,070.81	0.00	4,070.81

POWERSCHOOL  
DATE: 09/13/2024  
TIME: 09:26:07  
SELECTION CRITERIA : ALL

MEDINA CITY SCHOOLS  
OH Cash Position Report

PAGE NUMBER: 10

ACCOUNTING PERIOD : 2/25

FUND	SCC	DESCRIPTION	BEGIN	BALANCE	MTD RECEIPTS	FYTD RECEIPTS	MTD EXPENDITURES	FYTD EXPENDITURES	CURRENT FUND BALANCE	CURRENT ENCUMBRANCE	UNENCUMBERED FUND BALANCE
200	9209	CL DRAMA CLUB									
		39,907.94			195.68	340.80	0.00	0.00	40,248.74	0.00	40,248.74
200	9251	ROBOTICS CLUB RT									
		322.78			1.58	2.75	0.00	0.00	325.53	192.41	133.12
200	9253	RT BUILDERS' CLUB									
		7,072.60			34.68	60.40	0.00	0.00	7,133.00	2,000.00	5,133.00
200	9254	RT HONORS ACADEMY									
		8,314.84			40.77	71.01	0.00	0.00	8,385.85	4,000.00	4,385.85
200	9256	RT DRAMA CLUB									
		5,915.91			29.01	50.52	0.00	0.00	5,966.43	3,250.00	2,716.43
200	9258	RT STUD COUNCIL									
		7,619.60			37.36	65.07	0.00	0.00	7,684.67	1,832.44	5,852.23
200	9301	YG AMERICANS FOR FREEDOM									
		0.21			0.00	0.00	0.00	0.00	0.21	0.00	0.21
200	9302	ART CLUB									
		1,269.14			6.22	10.84	0.00	0.00	1,279.98	1,250.00	29.98
200	9303	CULTURAL EXPLORATION									
		220.16			1.08	1.88	0.00	0.00	222.04	320.00	-97.96
200	9304	CAREER ASSOCIATION									
		0.37			0.00	0.00	0.00	0.00	0.37	0.00	0.37
200	9305	CHEMCLUB									
		2.38			0.01	0.02	0.00	0.00	2.40	0.00	2.40
200	9307	VOCAL									
		38,467.99			10,216.71	10,355.68	4,000.00	4,250.00	44,573.67	50,000.00	-5,426.33
200	9309	IMPROV CLUB									
		646.69			3.17	5.52	0.00	0.00	652.21	1,650.00	-997.79
200	9310	D E P - NAT'L GERMAN HON									
		0.45			0.00	0.00	0.00	0.00	0.45	0.00	0.45
200	9312	DRAMA CLUB									
		18,158.33			89.04	155.07	0.00	0.00	18,313.40	20,000.00	-1,686.60
200	9314	MEDINA OUTDOORS CLUB									
		652.40			3.20	5.57	0.00	0.00	657.97	450.00	207.97
200	9315	FELLOWSHIP OF CHRISTIAN ATH									
		377.59			1.85	3.22	0.00	0.00	380.81	470.00	-89.19
200	9318	GIRLS LEADERSHIP CLUB									
		7,888.07			38.68	67.36	0.00	0.00	7,955.43	8,200.00	-244.57
200	9321	KEY CLUB									
		62,832.58			308.09	536.57	0.00	0.00	63,369.15	20,000.00	43,369.15
200	9323	MEDINAMITE									
		1,424.78			6.99	12.17	0.00	0.00	1,436.95	1,600.00	-163.05

POWERSCHOOL  
 DATE: 09/13/2024  
 TIME: 09:26:07  
 SELECTION CRITERIA : ALL

MEDINA CITY SCHOOLS  
 OH Cash Position Report

PAGE NUMBER: 11

ACCOUNTING PERIOD : 2/25

FUND	SCC	DESCRIPTION BEGIN BALANCE	MTD RECEIPTS	FYTD RECEIPTS	MTD EXPENDITURES	FYTD EXPENDITURES	CURRENT FUND BALANCE	CURRENT ENCUMBRANCE	UNENCUMBERED FUND BALANCE
<hr/>									
200	9324	MEDINIAN 81,249.27	399.04	824.96	0.00	0.00	82,074.23	20,000.00	62,074.23
200	9325	MHS BAND 15,254.06	74.80	130.27	0.00	0.00	15,384.33	22,000.00	-6,615.67
200	9326	NATIONAL HONOR SOCIETY 16,106.06	88.02	146.59	0.00	0.00	16,252.65	5,000.00	11,252.65
200	9327	ORCHESTRA 51,236.49	256.26	442.57	0.00	0.00	51,679.06	3,000.00	48,679.06
200	9330	SCIENCE OLYMPIAD CLUB 3,421.06	16.77	29.21	0.00	0.00	3,450.27	3,400.00	50.27
200	9331	SKI CLUB 3.55	0.02	0.03	0.00	0.00	3.58	0.00	3.58
200	9332	SPANISH CLUB 14,554.58	71.37	124.30	0.00	0.00	14,678.88	8,000.00	6,678.88
200	9333	STUDENT COUNCIL 52,319.90	275.67	465.21	0.00	197.50	52,587.61	70,000.00	-17,412.39
200	9335	LATIN CLUB 7,109.78	34.86	60.71	0.00	0.00	7,170.49	5,000.00	2,170.49
200	9336	FRENCH CLUB 168.60	0.83	1.44	0.00	0.00	170.04	750.00	-579.96
200	9337	AMERICAN SIGN LANGUAGE 271.68	1.33	2.32	0.00	0.00	274.00	570.00	-296.00
200	9339	SPEECH/DEBATE CLUB 1,568.83	510.14	515.84	0.00	0.00	2,084.67	17,000.00	-14,915.33
200	9340	O.C.O.M. 1,322.06	6.48	11.29	0.00	0.00	1,333.35	4,000.00	-2,666.65
200	9346	PENGUIN BOWL/NOSB 133.80	0.66	1.15	0.00	0.00	134.95	135.00	-0.05
200	9350	TECHNOLOGY CLUB 127.36	0.62	1.08	0.00	0.00	128.44	1,500.00	-1,371.56
200	9352	VIDEO CLUB - SR HI 8,179.86	40.23	95.07	0.00	0.00	8,274.93	7,500.00	774.93
200	9353	CHINESE CLUB 1,217.29	5.97	10.40	0.00	0.00	1,227.69	1,205.00	22.69
200	9355	GENDER AND SEXUALITY ALLI 599.09	2.94	5.12	0.00	0.00	604.21	600.00	4.21
200	9380	V O F T 18,402.50	126.41	193.33	0.00	0.00	18,595.83	5,000.00	13,595.83
200	9421	CLASS OF 2021 2.13	0.00	0.00	0.00	151.50	-149.37	0.00	-149.37

POWERSCHOOL  
DATE: 09/13/2024  
TIME: 09:26:07  
SELECTION CRITERIA : ALL

MEDINA CITY SCHOOLS  
OH Cash Position Report

PAGE NUMBER: 12

ACCOUNTING PERIOD : 2/25

FUND	SCC	DESCRIPTION BEGIN BALANCE	MTD RECEIPTS	FYTD RECEIPTS	MTD EXPENDITURES	FYTD EXPENDITURES	CURRENT FUND BALANCE	CURRENT ENCUMBRANCE	UNENCUMBERED FUND BALANCE
200	9422	CLASS OF 2022 111.57	0.00	0.00	0.00	0.00	111.57	0.00	111.57
200	9423	CLASS OF 2023 1,769.54	0.00	0.00	0.00	1,518.75	250.79	0.00	250.79
200	9424	CLASS OF 2024 1,597.35	0.00	0.00	0.00	636.74	960.61	0.00	960.61
200	9425	CLASS OF 2025 6,015.12	29.49	51.36	0.00	0.00	6,066.48	6,616.00	-549.52
200	9426	CLASS OF 2026 3,598.64	165.11	178.20	0.00	0.00	3,776.84	73,600.00	-69,823.16
200	9427	CLASS OF 2027 1,431.20	7.02	12.22	0.00	0.00	1,443.42	2,500.00	-1,056.58
200	9428	CLASS OF 2028 0.00	0.00	0.00	0.00	0.00	0.00	2,500.00	-2,500.00
200	9999	STUD ACTIV FD WAGES/BENE 0.01	0.00	0.00	0.00	0.00	0.01	0.00	0.01
<hr/>									
Total For Fund	200:	513,948.26	13,251.16	15,261.32	4,000.00	6,754.49	522,455.09	375,234.11	147,220.98
<hr/>									
300	3000	ATHLETIC FUND 296,392.86	0.00	0.00	34,449.84	108,943.48	187,441.20	100,195.21	87,245.99
300	3001	ATHLETICS OTH 15,510.00	5,760.00	20,909.51	0.00	0.00	36,419.51	0.00	36,419.51
300	3007	ATH BOYS CC 750.00	150.00	150.00	0.00	0.00	900.00	0.00	900.00
300	3008	ATH HS FOOTBALL 0.00	9,430.50	9,780.50	0.00	0.00	9,780.50	0.00	9,780.50
300	3012	ATH BOYS SOCCER 0.00	556.00	556.00	0.00	0.00	556.00	0.00	556.00
300	3013	ATH GIRLS SOCCER 0.00	1,968.00	1,968.00	0.00	0.00	1,968.00	0.00	1,968.00
300	3016	ATH GIRLS TRACK 0.00	0.00	250.00	0.00	0.00	250.00	0.00	250.00
300	3017	ATH GIRLS VBALL 0.00	3,141.86	3,141.86	0.00	0.00	3,141.86	0.00	3,141.86
300	9110	GARFIELD FIELD TRIPS 5,976.61	0.00	0.00	0.00	-234.46	6,211.07	0.00	6,211.07

POWERSCHOOL  
DATE: 09/13/2024  
TIME: 09:26:07  
SELECTION CRITERIA : ALL

MEDINA CITY SCHOOLS  
OH Cash Position Report

PAGE NUMBER: 13

ACCOUNTING PERIOD : 2/25

FUND	SCC	DESCRIPTION BEGIN BALANCE	MTD RECEIPTS	FYTD RECEIPTS	MTD EXPENDITURES	FYTD EXPENDITURES	CURRENT FUND BALANCE	CURRENT ENCUMBRANCE	UNENCUMBERED FUND BALANCE
300	9120	CANAVAN FIELD TRIP 0.00	0.00	0.00	566.19	566.19	-566.19	487.50	-1,053.69
300	9121	WORLD WATCHER'S CLUB 7,362.04	0.00	0.00	0.00	0.00	7,362.04	0.00	7,362.04
300	9130	FENN FIELD TRIPS 407.00	0.00	0.00	0.00	0.00	407.00	5,775.00	-5,368.00
300	9140	HERITAGE FIELD TRIPS 648.14	0.00	0.00	0.00	0.00	648.14	0.00	648.14
300	9160	BLAKE FIELD TRIPS 432.46	0.00	0.00	0.00	0.00	432.46	0.00	432.46
300	9170	WAITE FIELD TRIPS 1,192.00	920.00	920.00	2,250.00	2,250.00	-138.00	2,300.00	-2,438.00
300	9180	NORTHROP FIELD TRIPS 745.70	0.00	0.00	0.00	177.29	568.41	2,000.00	-1,431.59
300	9201	CL BAND FUND 14,703.40	0.00	0.00	0.00	0.00	14,703.40	18,000.00	-3,296.60
300	9202	CL ORCHESTRA FD. 258.00	0.00	0.00	0.00	0.00	258.00	0.00	258.00
300	9203	CL LIBRARY 370.00	0.00	0.00	0.00	0.00	370.00	0.00	370.00
300	9204	CL CHOIR FUND 634.10	0.00	0.00	0.00	0.00	634.10	0.00	634.10
300	9208	DC AND OTHER TRIPS 2,928.32	22,425.00	24,405.00	0.00	0.00	27,333.32	144,484.00	-117,150.68
300	9250	RT BAND FUND 11,394.96	0.00	0.00	0.00	60.00	11,334.96	9,920.00	1,414.96
300	9251	RT ORCHESTRA FUND 1,246.65	0.00	0.00	0.00	0.00	1,246.65	0.00	1,246.65
300	9252	RT CHOIR FUND 3,270.15	0.00	0.00	0.00	0.00	3,270.15	0.00	3,270.15
300	9253	RT BEEHIVE 2,558.75	37.75	37.75	0.00	0.00	2,596.50	1,275.94	1,320.56
300	9254	ZEN DEN RT 1,154.95	0.00	0.00	0.00	0.00	1,154.95	1,924.37	-769.42
300	9258	RT DIST SUPER ACTIV 1,578.52	29,616.00	29,616.00	0.00	0.00	31,194.52	159,699.24	-128,504.72
300	9302	MENS VOLLEYBALL 10,635.15	0.00	0.00	0.00	0.00	10,635.15	0.00	10,635.15
300	9303	HUDDLE/SHUDDLE 1,331.86	1,993.00	1,993.00	0.00	0.00	3,324.86	2,700.00	624.86



POWERSCHOOL  
DATE: 09/13/2024  
TIME: 09:26:07  
SELECTION CRITERIA : ALL

## MEDINA CITY SCHOOLS OH Cash Position Report

PAGE NUMBER: 14

ACCOUNTING PERIOD : 2/25

FUND	SCC	DESCRIPTION	BEGIN	BALANCE	MTD RECEIPTS	FYTD RECEIPTS	MTD EXPENDITURES	FYTD EXPENDITURES	CURRENT FUND BALANCE	CURRENT ENCUMBRANCE	UNENCUMBERED FUND BALANCE
300	9304	LINK CREW	5,143.35		0.00	0.00	1,500.00	1,500.00	3,643.35	7,000.00	-3,356.65
300	9313	MUSICAL	23,722.04		0.00	0.00	0.00	0.00	23,722.04	24,000.00	-277.96
300	9325	MHS BAND TRIP	7,171.20		0.00	0.00	0.00	0.00	7,171.20	0.00	7,171.20
300	9334	BEEHIVE CAFE	17,857.50		0.00	0.00	0.00	0.00	17,857.50	2,000.00	15,857.50
300	9390	GLOBAL TRIPS	375.00		0.00	0.00	0.00	0.00	375.00	9,000.00	-8,625.00
300	9403	PRESCHOOL TRIP	95.00	270.00		270.00	0.00	0.00	365.00	8,000.00	-7,635.00
300	9410	SPARKLE CHEERLEADING	6,060.18		0.00	0.00	0.00	0.00	6,060.18	2,000.00	4,060.18
<hr/>											
Total For Fund 300:			441,905.89		76,268.11	93,997.62	38,766.03	113,262.50	422,632.83	500,761.26	-78,128.43
<hr/>											
401	9014	ST FRANCIS AUXILIARY	36,384.56		0.00	121.15	1,560.00	6,824.79	29,683.00	13,358.29	16,324.71
401	9015	ST. FRANCIS AUX FY25	0.00	85,137.68		85,137.68	6,959.36	7,064.98	77,936.04	31,291.15	46,644.89
401	9017	AUX ST FRANCIS	37.41		0.00	0.00	0.00	0.00	37.41	0.00	37.41
401	9024	NURTURY AUXILIARY	7,932.93		0.00	29.11	0.00	0.00	7,962.04	1,108.42	6,853.62
401	9025	NURTURY AUX FY25	0.00	3,859.73		3,859.73	0.00	0.00	-49,521.60	120.00	-49,641.60
401	9027	AUX FUNDS NURTURY	72.90		0.00	0.00	0.00	0.00	72.90	0.00	72.90
401	9034	MCS AUXILIARY	43,736.77		0.00	155.72	783.57	1,697.83	42,194.66	161,239.49	-119,044.83
401	9035	MCA AUXILIARY FY25	0.00	122,028.55		122,028.55	56,594.49	56,594.49	118,815.39	124,154.41	-5,339.02
401	9066	SM WONDERS	1,644.12		0.00	0.00	0.00	0.00	1,644.12	0.00	1,644.12

POWERSCHOOL  
DATE: 09/13/2024  
TIME: 09:26:07  
SELECTION CRITERIA : ALL

# MEDINA CITY SCHOOLS

## OH Cash Position Report

PAGE NUMBER: 15

ACCOUNTING PERIOD : 2/25

FUND	SCC	DESCRIPTION	BEGIN BALANCE	MTD RECEIPTS	FYTD RECEIPTS	MTD EXPENDITURES	FYTD EXPENDITURES	CURRENT FUND BALANCE	CURRENT ENCUMBRANCE	UNENCUMBERED FUND BALANCE
<hr/>										
Total For Fund	401:									
		89,808.69	211,025.96	211,331.94	65,897.42	72,182.09	228,823.96	331,271.76		-102,447.80
<hr/>										
432	9097	MANAGE INFO SYS								
		0.80	0.00	0.00	0.00	0.00	0.80	0.00		0.80
<hr/>										
Total For Fund	432:									
		0.80	0.00	0.00	0.00	0.00	0.80	0.00		0.80
<hr/>										
450	9008	SCHOOLNET PLUS FY2008								
		1.00	0.00	0.00	0.00	0.00	1.00	0.00		1.00
<hr/>										
Total For Fund	450:									
		1.00	0.00	0.00	0.00	0.00	1.00	0.00		1.00
<hr/>										
451	9012	CONNECTIVITY								
		48,355.33	0.00	0.00	0.00	0.00	48,355.33	0.00		48,355.33
<hr/>										
Total For Fund	451:									
		48,355.33	0.00	0.00	0.00	0.00	48,355.33	0.00		48,355.33
<hr/>										
452	9008	SCHOOLNET PD FY08								
		66.15	0.00	0.00	0.00	0.00	66.15	0.00		66.15
<hr/>										
Total For Fund	452:									
		66.15	0.00	0.00	0.00	0.00	66.15	0.00		66.15
<hr/>										
467	9021	STUD WELLNESS AND SUCCESS								
		618.49	0.00	0.00	0.00	0.00	618.49	0.00		618.49

POWERSCHOOL  
DATE: 09/13/2024  
TIME: 09:26:07  
SELECTION CRITERIA : ALL

MEDINA CITY SCHOOLS  
OH Cash Position Report

PAGE NUMBER: 16

ACCOUNTING PERIOD : 2/25

FUND	SCC	DESCRIPTION	BEGIN BALANCE	MTD RECEIPTS	FYTD RECEIPTS	MTD EXPENDITURES	FYTD EXPENDITURES	CURRENT FUND BALANCE	CURRENT ENCUMBRANCE	UNENCUMBERED FUND BALANCE
-----										
Total For Fund	467:		618.49	0.00	0.00	0.00	0.00	618.49	0.00	618.49
499	9012	INTERN PSYCH FY12								
		45.81		0.00	0.00	0.00	0.00	45.81	0.00	45.81
499	9013	INTERN PSYCH FY13								
		39.97		0.00	0.00	0.00	0.00	39.97	0.00	39.97
499	9014	INTERN PSYCH FY24								
		-69.00		0.00	0.00	0.00	3,068.31	-3,104.99	0.00	-3,104.99
499	9019	SCHOOL SAFETY								
		3,359.35		0.00	0.00	0.00	0.00	3,359.35	0.00	3,359.35
499	9024	LOCAL GOV INNOVATION FUND								
		7,750.00		0.00	0.00	0.00	0.00	7,750.00	0.00	7,750.00
499	9039	INTERN PSYCH GRANT FY09								
		2.20		0.00	0.00	0.00	0.00	2.20	0.00	2.20
499	9112	E-TECH BLENDED LEARNING								
		321.71		0.00	0.00	0.00	0.00	321.71	0.00	321.71
499	9224	AOG WELLNESS GRANT FY24								
		25,553.31		0.00	0.00	0.00	0.00	25,553.31	0.00	25,553.31
-----										
Total For Fund	499:		37,003.35	0.00	0.00	0.00	3,068.31	33,967.36	0.00	33,967.36
-----										
506	9014	RES ED GRANT								
		950.00		0.00	0.00	0.00	0.00	950.00	0.00	950.00
-----										
Total For Fund	506:		950.00	0.00	0.00	0.00	0.00	950.00	0.00	950.00
-----										
507	9022	ARP ESSER								
		164,374.24		0.00	0.00	0.00	0.00	164,374.24	0.00	164,374.24
507	9023	ARP STATE ACTIVITY SUP								
		322,498.00		0.00	0.00	38,593.18	381,143.18	-58,645.18	200,616.00	-259,261.18
507	9024									
		761,236.60		0.00	0.00	248,187.30	324,089.70	437,146.90	295,184.20	141,962.70

POWERSCHOOL  
DATE: 09/13/2024  
TIME: 09:26:07  
SELECTION CRITERIA : ALL

MEDINA CITY SCHOOLS  
OH Cash Position Report

PAGE NUMBER: 17

ACCOUNTING PERIOD : 2/25

FUND	SCC	DESCRIPTION	BEGIN BALANCE	MTD RECEIPTS	FYTD RECEIPTS	MTD EXPENDITURES	FYTD EXPENDITURES	CURRENT FUND BALANCE	CURRENT ENCUMBRANCE	UNENCUMBERED FUND BALANCE
507	9121	ESSER II	2,824.36	0.00	0.00	1,958.65	5,000.39	-2,208.85	0.00	-2,208.85
507	9222	ARP ESSER HOMELESS	-0.36	0.00	0.00	0.00	0.00	-0.36	0.00	-0.36
<hr/>										
Total For Fund	507:		1,250,932.84	0.00	0.00	288,739.13	710,233.27	540,666.75	495,800.20	44,866.55
<hr/>										
516	9015	TITLE VI-B	2,690.82	0.00	0.00	0.00	0.00	2,690.82	0.00	2,690.82
516	9016	TITLE VI-B	229.90	0.00	0.00	0.00	0.00	229.90	0.00	229.90
516	9021	TITLE VI-B	4.85	0.00	0.00	0.00	0.00	4.85	0.00	4.85
516	9024	TITLE VI-B	32,445.59	0.00	0.00	135,080.62	250,791.28	-218,345.69	0.00	-218,345.69
516	9025	FY25 TITLE VI-B	0.00	0.00	0.00	53,611.79	53,611.79	-53,611.79	8,000.00	-61,611.79
<hr/>										
Total For Fund	516:		35,371.16	0.00	0.00	188,692.41	304,403.07	-269,031.91	8,000.00	-277,031.91
<hr/>										
551	9120	TITLE III LEP	2,792.08	0.00	0.00	0.00	0.00	2,792.08	0.00	2,792.08
551	9122	TITLE III LEP	722.05	0.00	0.00	0.00	0.00	722.05	0.00	722.05
551	9123	TITLE III LEP	3,536.78	0.00	0.00	0.00	0.00	3,536.78	0.00	3,536.78
551	9124	TITLE III LEP FY24	-3,317.67	0.00	0.00	0.00	272.17	-3,589.84	0.00	-3,589.84
<hr/>										
Total For Fund	551:		3,733.24	0.00	0.00	0.00	272.17	3,461.07	0.00	3,461.07

POWERSCHOOL  
DATE: 09/13/2024  
TIME: 09:26:07  
SELECTION CRITERIA : ALL

MEDINA CITY SCHOOLS  
OH Cash Position Report

PAGE NUMBER: 18

ACCOUNTING PERIOD : 2/25

FUND	SCC	DESCRIPTION BEGIN BALANCE	MTD RECEIPTS	FYTD RECEIPTS	MTD EXPENDITURES	FYTD EXPENDITURES	CURRENT FUND BALANCE	CURRENT ENCUMBRANCE	UNENCUMBERED FUND BALANCE
572	9024	TITLE I -62.66	0.00	0.00	42,460.90	86,484.82	-87,367.95	0.00	-87,367.95
572	9025	FY25 TITLE I 0.00	0.00	0.00	18,294.41	18,294.41	-18,916.15	5,650.79	-24,566.94
572	9116	TITLE I-D 2.83	0.00	0.00	0.00	0.00	2.83	0.00	2.83
572	9121	TITLE I-D -417.64	0.00	0.00	0.00	0.00	-417.64	0.00	-417.64
572	9122	TITLE I-D 72.63	0.00	0.00	0.00	0.00	72.63	0.00	72.63
572	9123	TITLE I-D -1,487.31	0.00	0.00	0.00	4,753.18	-6,197.70	0.00	-6,197.70
572	9124	TITLE I-D 34,620.25	0.00	0.00	5,669.07	35,008.15	-533.95	0.00	-533.95
572	9125	FY25 TITLE I-D 0.00	0.00	0.00	4,802.65	4,887.60	-4,951.73	4,099.95	-9,051.68
<hr/>									
Total For Fund	572:	32,728.10	0.00	0.00	71,227.03	149,428.16	-118,309.66	9,750.74	-128,060.40
584	9023	TITLE IV-A -1.14	0.00	0.00	0.00	0.00	-1.14	0.00	-1.14
584	9024	TITLE IV-A 5,385.49	0.00	0.00	2,467.32	5,907.71	-490.45	0.00	-490.45
584	9025	FY25 TITLE IV-A 0.00	0.00	0.00	1,625.77	1,625.77	-1,681.46	8,948.83	-10,630.29
<hr/>									
Total For Fund	584:	5,384.35	0.00	0.00	4,093.09	7,533.48	-2,173.05	8,948.83	-11,121.88
587	9023	EARLY CHILDHOOD -0.12	0.00	0.00	0.00	0.00	-0.12	0.00	-0.12
587	9024	EARLY CHILDHOOD 144.21	0.00	0.00	2,483.89	5,071.69	-5,026.64	0.00	-5,026.64
587	9025	FY25 PRESCHOOL 0.00	0.00	0.00	1,847.97	1,847.97	-1,898.56	3,300.00	-5,198.56

POWERSCHOOL  
DATE: 09/13/2024  
TIME: 09:26:07  
SELECTION CRITERIA : ALL

MEDINA CITY SCHOOLS  
OH Cash Position Report

ACCOUNTING PERIOD : 2/25

FUND	SCC	DESCRIPTION BEGIN BALANCE	MTD RECEIPTS	FYTD RECEIPTS	MTD EXPENDITURES	FYTD EXPENDITURES	CURRENT FUND BALANCE	CURRENT ENCUMBRANCE	UNENCUMBERED FUND BALANCE
587	9123	ARP IDEA EARLY ED 38.98	0.00	0.00	0.00	0.00	38.98	0.00	38.98
-----									
Total For Fund	587:	183.07	0.00	0.00	4,331.86	6,919.66	-6,886.34	3,300.00	-10,186.34
590	9022	TITLE II-A -2,370.59	0.00	0.00	0.00	0.00	-2,370.59	0.00	-2,370.59
590	9024	TITLE II-A 12,022.30	0.00	0.00	728.21	2,308.09	9,713.72	647.37	9,066.35
590	9025	FY25 TITLE II-A 0.00	0.00	0.00	11,424.52	11,424.52	-11,550.55	32,500.29	-44,050.84
-----									
Total For Fund	590:	9,651.71	0.00	0.00	12,152.73	13,732.61	-4,207.42	33,147.66	-37,355.08
599	9022	NSLP EQUIP ASSIST 339.35	0.00	0.00	0.00	0.00	339.35	0.00	339.35
599	9023	OFCC SAFETY/SECURITY 33,980.50	0.00	0.00	0.00	1,422.89	32,557.61	32,567.61	-10.00
-----									
Total For Fund	599:	34,319.85	0.00	0.00	0.00	1,422.89	32,896.96	32,567.61	329.35
-----									
GRAND TOTALS:		53,606,980.87	6,309,933.08	35,684,757.55	11,036,416.28	20,358,427.30	68,712,436.34	9,406,164.50	59,306,271.84

POWERSCHOOL  
DATE: 09/13/2024  
TIME: 09:26:07  
SELECTION CRITERIA : ALL

MEDINA CITY SCHOOLS  
OH Cash Position Report

PAGE NUMBER: 20

ACCOUNTING PERIOD : 2/25

FUND	SCC	DESCRIPTION BEGIN BALANCE	MTD RECEIPTS	FYTD RECEIPTS	MTD EXPENDITURES	FYTD EXPENDITURES	CURRENT FUND BALANCE	CURRENT ENCUMBRANCE	UNENCUMBERED FUND BALANCE
001		22,341,858.69	4,302,288.23	26,883,286.13	7,494,385.50	13,338,624.23	35,704,590.90	4,188,346.70	31,516,244.20
002		3,647,415.85	148,040.00	1,702,340.00	0.00	0.00	5,349,755.85	1,375.00	5,348,380.85
003		301,110.13	0.00	0.00	-42,121.00	51,121.00	249,989.13	12,372.50	237,616.63
006		1,400,225.37	107,330.88	113,396.04	211,917.53	345,971.53	1,162,712.74	325,137.94	837,574.80
007		50,431.36	247.28	430.67	0.00	0.00	50,862.03	55,000.00	-4,137.97
008		886,917.88	0.00	0.00	0.00	0.00	886,917.88	51,300.00	835,617.88
009		180,915.59	61,112.24	61,987.08	67,716.75	70,931.47	171,971.20	214,509.93	-42,538.73
014		593,410.10	35,201.43	88,199.12	123,249.22	211,073.32	467,418.28	133,634.86	333,783.42
016		11,318,401.11	260,653.00	3,309,361.99	1,004,496.57	1,729,245.77	12,869,655.49	290,261.80	12,579,393.69
018		918,698.60	12,132.61	19,714.61	26,527.26	34,770.69	903,642.85	255,979.38	647,663.47
019		36,393.47	6,000.00	6,000.00	0.00	0.00	42,393.47	1,500.00	40,893.47
020		170,790.31	1,085.96	1,085.96	688.40	2,113.56	169,762.71	4,330.22	165,432.49
022		88,045.09	0.00	-20.00	0.00	6,608.34	81,440.98	0.00	81,440.98
024		4,095,573.90	1,056,036.38	2,122,144.49	1,297,228.18	2,710,143.90	3,507,574.49	622,108.09	2,885,466.40

POWERSCHOOL  
DATE: 09/13/2024  
TIME: 09:26:07  
SELECTION CRITERIA : ALL

MEDINA CITY SCHOOLS  
OH Cash Position Report

ACCOUNTING PERIOD : 2/25

FUND	SCC	DESCRIPTION BEGIN BALANCE	MTD RECEIPTS	FYTD RECEIPTS	MTD EXPENDITURES	FYTD EXPENDITURES	CURRENT FUND BALANCE	CURRENT ENCUMBRANCE	UNENCUMBERED FUND BALANCE
027		437,903.21	19,259.84	32,092.80	10,307.39	34,914.51	435,081.50	87,885.49	347,196.01
071		4,633,927.93	0.00	1,024,147.78	164,120.78	433,696.28	5,224,379.43	1,363,640.42	3,860,739.01
200		513,948.26	13,251.16	15,261.32	4,000.00	6,754.49	522,455.09	375,234.11	147,220.98
300		441,905.89	76,268.11	93,997.62	38,766.03	113,262.50	422,632.83	500,761.26	-78,128.43
401		89,808.69	211,025.96	211,331.94	65,897.42	72,182.09	228,823.96	331,271.76	-102,447.80
432		0.80	0.00	0.00	0.00	0.00	0.80	0.00	0.80
450		1.00	0.00	0.00	0.00	0.00	1.00	0.00	1.00
451		48,355.33	0.00	0.00	0.00	0.00	48,355.33	0.00	48,355.33
452		66.15	0.00	0.00	0.00	0.00	66.15	0.00	66.15
467		618.49	0.00	0.00	0.00	0.00	618.49	0.00	618.49
499		37,003.35	0.00	0.00	0.00	3,068.31	33,967.36	0.00	33,967.36
506		950.00	0.00	0.00	0.00	0.00	950.00	0.00	950.00
507		1,250,932.84	0.00	0.00	288,739.13	710,233.27	540,666.75	495,800.20	44,866.55
516		35,371.16	0.00	0.00	188,692.41	304,403.07	-269,031.91	8,000.00	-277,031.91



POWERSCHOOL  
DATE: 09/13/2024  
TIME: 09:26:07  
SELECTION CRITERIA : ALL

MEDINA CITY SCHOOLS  
OH Cash Position Report

ACCOUNTING PERIOD : 2/25

FUND	SCC	DESCRIPTION BEGIN BALANCE	MTD RECEIPTS	FYTD RECEIPTS	MTD EXPENDITURES	FYTD EXPENDITURES	CURRENT FUND BALANCE	CURRENT ENCUMBRANCE	UNENCUMBERED FUND BALANCE
551		3,733.24	0.00	0.00	0.00	272.17	3,461.07	0.00	3,461.07
572		32,728.10	0.00	0.00	71,227.03	149,428.16	-118,309.66	9,750.74	-128,060.40
584		5,384.35	0.00	0.00	4,093.09	7,533.48	-2,173.05	8,948.83	-11,121.88
587		183.07	0.00	0.00	4,331.86	6,919.66	-6,886.34	3,300.00	-10,186.34
590		9,651.71	0.00	0.00	12,152.73	13,732.61	-4,207.42	33,147.66	-37,355.08
599		34,319.85	0.00	0.00	0.00	1,422.89	32,896.96	32,567.61	329.35
GRAND TOTALS:		53,606,980.87	6,309,933.08	35,684,757.55	11,036,416.28	20,358,427.30	68,712,436.34	9,406,164.50	59,306,271.84

# Medina City Schools

## Check Register For

### August 2024

9/13/24

11:34 AM

Check Date	Check Number	Vendor Name	Transaction Amount
08/02/2024	1027676	F.C.P.E	\$130.00
08/02/2024	1027677	KIDS FIRST	\$12.00
08/02/2024	1027678	OAPSE	\$4,306.87
08/02/2024	1027679	KEITH L RUCINSKI, CHAPTER 13 TRSTEE	\$1,114.62
08/02/2024	1027680	OHIO EDUCATION ASSOCIATION	\$278.42
08/02/2024	1027681	PEOPLE QUALIFIED COMMITTEE	\$15.41
08/02/2024	V1027663	MEDINA CITY SCHOOLS FOUNDATION	\$64.00
08/02/2024	V1027664	MEMO - SERS - BOARD	\$60,175.05
08/02/2024	V1027665	MEMO - STRS - BOARD	\$236,630.26
08/02/2024	V1027666	MEMO -EFTPS - TAXES	\$252,716.13
08/02/2024	V1027667	MEMO -MEDINA CITY SCHOOLS	\$523,720.37
08/02/2024	V1027668	MEMO MET LIFE INSURANCE	\$5,097.76
08/02/2024	V1027669	MEMO --S E R S - EMPLOYEE	\$43,496.49
08/02/2024	V1027670	MEMO --S T R S - EMPLOYEE	\$247,654.62
08/02/2024	V1027671	OHIO BUSINESS GATEWAY	\$45,963.29
08/02/2024	V1027672	OHIO CHILD SUPPORT PAYMENT CENTRAL	\$1,350.54
08/02/2024	V1027673	OHIO DEFERRED COMPENSATION -MEMO	\$11,340.37
08/02/2024	V1027674	MEMO - OMNI	\$33,666.69
08/02/2024	V1027675	TRUSTMARK VOLUNTARY BENEFITS	\$1,592.67
08/02/2024	V756762	MEMO - A&M ENDEAVORS LLC	\$54.95
<b>08/02/2024 - Total</b>			<b>\$1,469,380.51</b>
08/05/2024	V756760	MEMO - MEDICAL MUTUAL	\$331,014.86
<b>08/05/2024 - Total</b>			<b>\$331,014.86</b>
08/06/2024	V756844	MEMO - WESTFIELD BANK	\$912.38
<b>08/06/2024 - Total</b>			<b>\$912.38</b>
08/09/2024	756699	AC SUPPLY CO	\$950.26
08/09/2024	756700	ADLER TEAM SPORTS	\$389.70
08/09/2024	756701	ADVANCE AUTO PARTS	\$838.66
08/09/2024	756702	AIR CONTROL PRODUCTS	\$195.42
08/09/2024	756703	AMY BREWER (PETTY CASHIER)	\$350.00
08/09/2024	756704	APPLIED INDUSTRIAL TECHNOLOGIES	\$203.44
08/09/2024	756705	ARMSTRONG UTILITIES INC.	\$59.95
08/09/2024	756706	BARB DIMARINO (PETTY CASHIER)	\$650.00

# Medina City Schools

## Check Register For

### August 2024

9/13/24

11:34 AM

Check Date	Check Number	Vendor Name	Transaction Amount
08/09/2024	756707	BRUNSWICK HIGH SCHOOL	\$875.00
08/09/2024	756708	BUNKER HILL GOLF COURSE	\$224.00
08/09/2024	756709	CHRIS SMITH	\$400.00
08/09/2024	756710	CHRISTINE LIVINGSTON -PETTY CASHIER	\$600.00
08/09/2024	756711	CINTAS FIRE PROTECTION	\$2,913.75
08/09/2024	756712	CITY OF MEDINA (WATER DEPT.)	\$13,615.22
08/09/2024	756713	CLEVELAND PLUMBING SUPPLY CO.	\$57.18
08/09/2024	756714	COCHRANE SUPPLY & ENGINEERING INC.	\$385.20
08/09/2024	756715	COLUMBIA GAS OF OHIO INC	\$3,828.32
08/09/2024	756716	DECKER EQUIPMENT/SCHOOL FIX	\$42.77
08/09/2024	756717	ELIJAH ROSS FERNSTRUM	\$190.00
08/09/2024	756718	EMILY HUNSUCKER	\$40.00
08/09/2024	756719	FAMOUS DISTRIBUTION INC.	\$394.23
08/09/2024	756720	MEDINA AREA CHAMBER OF COMMERCE	\$66.00
08/09/2024	756721	GREEN LOCAL SCHOOLS	\$300.00
08/09/2024	756722	GRIZZLY AUTO & TIRE	\$664.96
08/09/2024	756723	HARRISON FORD INC	\$735.50
08/09/2024	756724	HSH CONSTRUCTION & EXCAVATING, INC.	\$21,237.00
08/09/2024	756725	KAREN PLATZ	\$440.00
08/09/2024	756726	KET PROMOTIONS	\$2,911.94
08/09/2024	756727	LAKE ATHLETIC BOOSTER CLUB	\$400.00
08/09/2024	756728	LEARN21: A FLEXIBLE LEARNING	\$10,930.00
08/09/2024	756729	MACK'S INC.	\$75.67
08/09/2024	756730	MEDINA CITY SCHOOLS	\$566.19
08/09/2024	756731	MEDINA COUNTY SOLID WASTE DIST	\$98.46
08/09/2024	756732	MEDINA FARMERS EXCHANGE CO INC	\$250.00
08/09/2024	756733	MEDINA GLASS COMPANY	\$540.00
08/09/2024	756734	MONTVILLE POLICE DEPARTMENT	\$96.00
08/09/2024	756735	NORTH GATEWAY TIRE CO INC	\$141.96
08/09/2024	756736	NORTON CITY SCHOOL DISTRICT	\$100.00
08/09/2024	756737	OIAAA - OHIO INTERSCHOLASTIC	\$605.00
08/09/2024	756738	PADUA FRANCISCAN HIGH SCHOOL	\$225.00
08/09/2024	756739	PODS ENTERPRISES, LLC	\$385.74

# Medina City Schools

## Check Register For

### August 2024

9/13/24

11:34 AM

Check Date	Check Number	Vendor Name	Transaction Amount
08/09/2024	756740	SCHOLASTIC MAGAZINES	\$379.21
08/09/2024	756741	SCRUBBER CITY INC	\$326.40
08/09/2024	756742	SHERWIN WILLIAMS COMPANY	\$413.36
08/09/2024	756743	STAPLES INC	\$465.04
08/09/2024	756744	STERLING FARM EQUIPMENT	\$117.50
08/09/2024	756745	STOW-MUNROE FALLS CITY SCHOOL DIST.	\$275.00
08/09/2024	756746	SUEVER ELECTRIC, LLC.	\$48,250.00
08/09/2024	756747	TAMMY SMITH (PETTY CASHIER)	\$250.00
08/09/2024	756748	TERI LEWIS (PETTY CASHIER)	\$250.00
08/09/2024	756749	THE TOLEDO TICKET CO.	\$1,404.57
08/09/2024	756750	VEX ROBOTICS INC	\$427.00
08/09/2024	756751	VISTA HIGHER LEARNING INC.	\$420.01
08/09/2024	756752	WALSH JESUIT HIGH SCHOOL	\$425.00
08/09/2024	V756668	ACTIVE INTERNET TECHNOLOGIES LLC	\$3,000.00
08/09/2024	V756669	AIRGAS USA LLC	\$80.27
08/09/2024	V756670	AMANDA DODEZ	\$56.00
08/09/2024	V756671	AMAZON.COM	\$897.03
08/09/2024	V756672	BARNES & NOBLE BOOKSELLERS	\$900.00
08/09/2024	V756673	BRICKER GRAYDON LLP	\$260.00
08/09/2024	V756674	BULK BOOKSTORE	\$2,518.00
08/09/2024	V756675	CARDINAL BUS SALES & SERV INC	\$1,058.70
08/09/2024	V756676	CAROLINA BIOLOGICAL SUPPLY CO.	\$2,277.36
08/09/2024	V756677	CCT FINANCIAL	\$783.57
08/09/2024	V756678	DAMON INDUSTRIES INC	\$1,793.70
08/09/2024	V756679	EDMENTUM, INC.	\$25,750.00
08/09/2024	V756680	ESC OF MEDINA COUNTY	\$61,435.00
08/09/2024	V756681	GREENWOOD PUBLISHING GROUP, LLC.	\$1,560.00
08/09/2024	V756682	HOMELAND SECURITY SYSTEMS	\$880.00
08/09/2024	V756683	INTEGRITY SPORT TEAM SALES, LLC	\$400.00
08/09/2024	V756684	JEFF JORDAN	\$4,000.00
08/09/2024	V756685	MCMASTER-CARR SUPPLY COMPANY	\$67.35
08/09/2024	V756686	MOTOROLA SOLUTIONS INC	\$5,590.20
08/09/2024	V756687	NAVIGATE360, LLC	\$3,345.00

# Medina City Schools

## Check Register For

### August 2024

9/13/24

11:34 AM

Check Date	Check Number	Vendor Name	Transaction Amount
08/09/2024	V756688	NORTHERN OHIO EQUIP. SERVICES	\$148.75
08/09/2024	V756689	OHIO SCHOOLS COUNCIL (GAS, ETC)	\$19,250.00
08/09/2024	V756690	P & A ADMINISTRATIVE SERVICES	\$983.10
08/09/2024	V756691	PIONEER MANUFACTURING COMPANY	\$230.00
08/09/2024	V756692	SUPERIOR PRINTING INC	\$888.59
08/09/2024	V756693	TOTAL EDUCATION SOLUTIONS, INC.	\$4,827.02
08/09/2024	V756694	TRANSFINDER CORPORATION	\$21,151.00
08/09/2024	V756695	AMICO LLC	\$199.90
08/09/2024	V756696	VINCENT LIGHTING SYSTEMS CO	\$6,262.50
08/09/2024	V756697	VSA INC	\$290.00
08/09/2024	V756698	WHITE HOUSE ARTESIAN SPRINGS	\$25.25
08/09/2024	V756753	AIR RITE SERVICES, INC (V-CARD)	\$1,201.96
08/09/2024	V756754	CINTAS CORPORATION NO 2 (V-CARD)	\$1,889.28
08/09/2024	V756755	POINT SPRING & DRIVESHAFT (V-CARD)	\$2,409.92
08/09/2024	V756756	ROBERT J. VERNAK (V-CARD)	\$192.50
08/09/2024	V756757	W.B. MASON CO. INC. (V-CARD)	\$337.57
<b>08/09/2024 - Total</b>			<b>\$298,315.13</b>
08/12/2024	V756758	GORDON FOOD SERVICE	\$399.07
08/12/2024	V756759	MEMO-CAPITAL ONE	\$8,669.50
08/12/2024	V756761	MEMO - MEDICAL MUTUAL	\$143,553.46
08/12/2024	V756902	MEMO - MEDICAL MUTUAL	\$296,236.96
<b>08/12/2024 - Total</b>			<b>\$448,858.99</b>
08/16/2024	1028545	F.C.P.E	\$130.00
08/16/2024	1028546	KIDS FIRST	\$12.00
08/16/2024	1028547	MEDINA MUNICIPAL COURT	\$169.00
08/16/2024	1028548	OAPSE	\$4,306.87
08/16/2024	1028549	KEITH L RUCINSKI, CHAPTER 13 TRSTEE	\$1,114.62
08/16/2024	1028550	PEOPLE QUALIFIED COMMITTEE	\$15.41
08/16/2024	756802	ADVANCE AUTO PARTS	\$375.68
08/16/2024	756803	AIDAN BRANDT	\$3.69
08/16/2024	756804	APOLLO PEST CONTROL INC.	\$588.50
08/16/2024	756805	APPLIED INDUSTRIAL TECHNOLOGIES	\$22.19
08/16/2024	756806	ARMSTRONG UTILITIES INC.	\$3,073.05

# Medina City Schools

## Check Register For

### August 2024

9/13/24

11:34 AM

Check Date	Check Number	Vendor Name	Transaction Amount
08/16/2024	756807	ASHLAND HIGH SCHOOL	\$275.00
08/16/2024	756808	B & B TROPHIES & AWARDS	\$30.00
08/16/2024	756809	BUZZARD TOOLS LLC	\$354.96
08/16/2024	756810	CHARLES E HARRIS & ASSOCIATES INC	\$9,840.00
08/16/2024	756811	CHUCK'S CUSTOM LLC	\$108.72
08/16/2024	756812	COCA COLA BOTTLING CO CSLDT	\$1,583.20
08/16/2024	756813	COCHRANE SUPPLY & ENGINEERING INC.	\$136.91
08/16/2024	756814	COLUMBIA GAS OF OHIO INC	\$479.31
08/16/2024	756815	CONSTANCE RITTMAYER (PETTY CASHIER)	\$250.00
08/16/2024	756816	DAMSCHRODER ROOFING, INC.	\$58,370.83
08/16/2024	756817	DYNAMIC INTERNET SOLUTIONS, LLC	\$1,542.00
08/16/2024	756818	EMPLOYEE SERVICES LLC	\$16,628.64
08/16/2024	756819	GRIZZLY AUTO & TIRE	\$600.00
08/16/2024	756820	HILLYARD OHIO	\$197.40
08/16/2024	756821	HOME DEPOT CREDIT SERVICES	\$1,424.89
08/16/2024	756822	KAREN PLATZ	\$800.00
08/16/2024	756823	LEADERSHIP MEDINA COUNTY	\$100.00
08/16/2024	756824	LEXINGTON LOCAL SCHOOLS	\$300.00
08/16/2024	756825	LODI LUMBER CO	\$64.20
08/16/2024	756826	MAGIC GARAGE DOOR, INC.	\$491.00
08/16/2024	756827	MARS ELECTRIC CO.	\$1.98
08/16/2024	756828	MEDINA CITY SCHOOLS - BUSINESS DEPT	\$2.95
08/16/2024	756829	MEDINA GLASS COMPANY	\$292.71
08/16/2024	756830	MONTVILLE POLICE DEPARTMENT	\$26.00
08/16/2024	756831	HOUGHTON MIFFLIN HARCOURT DBA: NWEA	\$5,470.00
08/16/2024	756832	OHIO DEPARTMENT OF COMMERCE	\$660.50
08/16/2024	756833	OHIO EDISON COMPANY	\$142,266.23
08/16/2024	756834	OHIO PAVING & CONSTRUCTION	\$36,238.52
08/16/2024	756835	PODS ENTERPRISES, LLC	\$184.12
08/16/2024	756836	SC STRATEGIC SOLUTIONS LLC	\$500.00
08/16/2024	756837	SHUTTERFLY LIFETOUCH LLC	\$153.09
08/16/2024	756838	SIDELINE SPORTS LLC	\$2,940.00
08/16/2024	756839	TEACHER INNOVATIONS INC	\$165.00

# Medina City Schools

## Check Register For

### August 2024

9/13/24

11:34 AM

Check Date	Check Number	Vendor Name	Transaction Amount
08/16/2024	756840	THE COUNTRY CLUB OF HUDSON	\$320.00
08/16/2024	756841	VERIZON WIRELESS	\$52.22
08/16/2024	756842	WORTHINGTON CHRISTIAN SCHOOL	\$250.00
08/16/2024	V1028533	MEDINA CITY SCHOOLS FOUNDATION	\$64.00
08/16/2024	V1028534	MEMO - SERS - BOARD	\$59,943.97
08/16/2024	V1028535	MEMO - STRS - BOARD	\$236,397.14
08/16/2024	V1028536	MEMO -EFTPS - TAXES	\$240,965.35
08/16/2024	V1028537	MEMO -MEDINA CITY SCHOOLS	\$524,289.84
08/16/2024	V1028538	MEMO --S E R S - EMPLOYEE	\$43,303.32
08/16/2024	V1028539	MEMO --S T R S - EMPLOYEE	\$247,472.84
08/16/2024	V1028540	OHIO BUSINESS GATEWAY	\$44,390.79
08/16/2024	V1028541	OHIO CHILD SUPPORT PAYMENT CENTRAL	\$1,350.54
08/16/2024	V1028542	OHIO DEFERRED COMPENSATION -MEMO	\$31,444.44
08/16/2024	V1028543	MEMO - OMNI	\$33,266.69
08/16/2024	V1028544	TRUSTMARK VOLUNTARY BENEFITS	\$1,592.67
08/16/2024	V756763	ADORAMA INC.	\$33.98
08/16/2024	V756764	AGM ENERGY SERVICES, LLC	\$108,041.80
08/16/2024	V756765	AIRGAS USA LLC	\$40.67
08/16/2024	V756766	AMAZON.COM	\$283.08
08/16/2024	V756767	ARROWHEAD MEDICAL, LLC.	\$906.10
08/16/2024	V756768	BARNES & NOBLE BOOKSELLERS	\$782.88
08/16/2024	V756769	BSN SPORTS LLC	\$185.85
08/16/2024	V756770	CAPP USA INC.	\$784.00
08/16/2024	V756771	CARDINAL BUS SALES & SERV INC	\$5,639.83
08/16/2024	V756772	CCT FINANCIAL	\$375.12
08/16/2024	V756773	CHRISTIA MATTEY	\$14,762.94
08/16/2024	V756774	DYNAMERICAN INC.	\$600.00
08/16/2024	V756775	ESC OF MEDINA COUNTY	\$150.00
08/16/2024	V756776	FANNING/HOWEY ASSOCIATES INC.	\$16,800.00
08/16/2024	V756777	HEALTHCARE BILLING SERVICES	\$1,190.28
08/16/2024	V756778	HOBART SALES & SERV., HMR INNOTECH	\$2,988.10
08/16/2024	V756779	MATTHEW E HORNER	\$12.73
08/16/2024	V756780	JOSTENS INC	\$6,919.00

# Medina City Schools

## Check Register For

### August 2024

9/13/24

11:34 AM

Check Date	Check Number	Vendor Name	Transaction Amount
08/16/2024	V756781	LEARNING.COM	\$6,345.00
08/16/2024	V756782	MICHELLE ELIZABETH LEWANDOWSKI	\$2.01
08/16/2024	V756783	MCMASTER-CARR SUPPLY COMPANY	\$97.50
08/16/2024	V756784	OHIO SCHOOLS COUNCIL (GAS, ETC)	\$19,250.00
08/16/2024	V756785	PETERS KALAIL & MARKAKIS CO	\$2,815.00
08/16/2024	V756786	QUENCH USA, INC.	\$59.95
08/16/2024	V756787	QUILL CORPORATION	\$305.98
08/16/2024	V756788	REDTREE INVESTMENT GROUP	\$1,390.39
08/16/2024	V756789	REINHARDT SUPPLY COMPANY	\$452.12
08/16/2024	V756790	ROJEN COMPANY	\$143.36
08/16/2024	V756791	SCHOOL DATEBOOKS	\$3,654.44
08/16/2024	V756792	SCOTT SCRIVEN LLP	\$9,166.02
08/16/2024	V756793	SPORTSWORLD CUSTOM IMPRINTED APP	\$4,885.66
08/16/2024	V756794	STERLING PAPER CO	\$57,502.01
08/16/2024	V756795	SUMMIT COUNTY ESC	\$19,800.00
08/16/2024	V756796	THE FOWLER COMPANY	\$4,613.02
08/16/2024	V756797	TRANSPORTATION ACCESSORIES CO, INC.	\$1,080.80
08/16/2024	V756798	AMICO LLC	\$888.34
08/16/2024	V756799	USA MOBILE DRUG TESTING	\$116.00
08/16/2024	V756800	VINSON GROUP LLC	\$14,436.92
08/16/2024	V756801	XEROX FINANCIAL SERVICES LLC	\$11,517.00
08/16/2024	V756842	CINTAS CORPORATION NO 2 (V-CARD)	\$82.50
08/16/2024	V756843	POINT SPRING & DRIVESHAFT (V-CARD)	\$22.20
<b>08/16/2024 - Total</b>			<b>\$2,076,515.56</b>
08/21/2024	756873	APOLLO PEST CONTROL INC.	\$585.00
08/21/2024	756874	AQUACLEAR	\$118.32
08/21/2024	756875	ARMSTRONG UTILITIES INC.	\$865.89
08/21/2024	756876	BARNES & NOBLE COLLEGE BOOKSELLERS	\$255.00
08/21/2024	756877	CLEVELAND PLUMBING SUPPLY CO.	\$44.64
08/21/2024	756878	FORERUNNER TECHNOLOGIES, INC.	\$20,908.98
08/21/2024	756879	GINA GARAPIC	\$97.25
08/21/2024	756880	GREATER CLEVELAND CONFERENCE	\$17,206.00
08/21/2024	756881	HOME SCIENCE TOOLS	\$200.45



# Medina City Schools

## Check Register For

### August 2024

9/13/24

11:34 AM

Check Date	Check Number	Vendor Name	Transaction Amount
08/21/2024	756882	IMAGINE LEARNING LLC	\$4,350.00
08/21/2024	756883	IMPERIAL DADE	\$123.49
08/21/2024	756884	KATE REUSCH	\$7.55
08/21/2024	756885	MARYBETH SOEDER	\$1,890.00
08/21/2024	756886	MATT MARINIS	\$106.96
08/21/2024	756887	MENTOR HIGH SCHOOL	\$300.00
08/21/2024	756888	NASP	\$230.00
08/21/2024	756889	ALFRED NICKLES BAKERY INC	\$223.62
08/21/2024	756890	OEDSA	\$300.00
08/21/2024	756891	OHIO EDISON COMPANY	\$802.43
08/21/2024	756892	PRACTICAL SOLUTIONS FOR EDUCATORS	\$240.00
08/21/2024	756893	SHALE CREEK GOLF CLUB	\$4,680.00
08/21/2024	756894	SMITH BROTHERS INC.	\$90.00
08/21/2024	756895	STAPLES INC	\$71.57
08/21/2024	756896	TELVUE CORPORATION	\$5,221.25
08/21/2024	756897	TURKEYFOOT LAKE GOLF LINKS	\$2,505.38
08/21/2024	756898	URSULINE HIGH SCHOOL	\$275.00
08/21/2024	756899	VEX ROBOTICS INC	\$431.55
08/21/2024	756900	VISION IMPAIRED EDUCATION SERVICES	\$3,507.50
08/21/2024	V756845	CINTAS CORPORATION NO 2 (V-CARD)	\$381.41
08/21/2024	V756846	ROBERT J. VERNAK (V-CARD)	\$478.50
08/21/2024	V756847	SCHOOLMATE (V-CARD)	\$1,146.25
08/21/2024	V756848	SIMPLE SOLUTIONS LEARNING (V-CARD)	\$220.00
08/21/2024	V756849	ACA TRACK LLC.	\$1,384.00
08/21/2024	V756850	ACHIEVEMENT ADVANTAGE	\$2,737.50
08/21/2024	V756851	AMAZON.COM	\$2,536.39
08/21/2024	V756852	BLUUM OF TEXAS LLC	\$636.00
08/21/2024	V756853	PAUL H. BROOKES PUBLISHING CO. INC.	\$649.90
08/21/2024	V756854	CCT FINANCIAL	\$1,637.31
08/21/2024	V756855	CLEVELAND CLINIC CENTER	\$22,517.25
08/21/2024	V756856	E3 DIAGNOSTICS	\$655.00
08/21/2024	V756857	GOODWILL INDUSTRIES AKRON INC	\$346.50
08/21/2024	V756858	GRAINGER SUPPLY CO	\$373.48

# Medina City Schools

## Check Register For

### August 2024

9/13/24

11:34 AM

Check Date	Check Number	Vendor Name	Transaction Amount
08/21/2024	V756859	IDENTIPHOTO CO LTD	\$169.78
08/21/2024	V756860	INFOBASE HOLDINGS, INC	\$2,124.70
08/21/2024	V756861	KINGS III EMERGENCY COMMUNICATIONS	\$274.19
08/21/2024	V756862	LLA THERAPY LLC.	\$2,550.26
08/21/2024	V756863	NAPA AUTO PARTS	\$194.57
08/21/2024	V756864	NAVIGATE360, LLC	\$1,771.25
08/21/2024	V756865	PIONEER MANUFACTURING COMPANY	\$793.43
08/21/2024	V756866	PITSCO EDUCATION, LLC.	\$422.62
08/21/2024	V756867	PROJECT LEAD THE WAY, INC.	\$1,900.00
08/21/2024	V756868	RED ROVER TECHNOLOGIES LLC.	\$12,132.48
08/21/2024	V756869	SCHOOL DATEBOOKS	\$1,226.83
08/21/2024	V756870	ULINE, INC	\$2,904.04
08/21/2024	V756871	USA CUSTOM APPAREL LLC	\$933.00
08/21/2024	V756872	VIVA SPANISH LANGUAGE PROGRAMS	\$4,660.83
08/21/2024	V756938	MEMO - MEDICAL MUTUAL	\$70,714.88
<b>08/21/2024 - Total</b>			<b>\$204,110.18</b>
08/22/2024	756901	DELL MARKETING LP	\$128,132.50
<b>08/22/2024 - Total</b>			<b>\$128,132.50</b>
08/23/2024	756919	ADVANCE AUTO PARTS	\$36.64
08/23/2024	756920	AG-PRO OHIO LLC	\$170.52
08/23/2024	756921	AMPLIFY EDUCATION INC.	\$1,051.92
08/23/2024	756922	CFL VENDING MACHINE REPAIR LLC	\$137.95
08/23/2024	756923	CROWN TROPHY OF MEDINA	\$40.25
08/23/2024	756924	DISCOVERY EDUCATION INC	\$1,495.00
08/23/2024	756925	MARTINA BEX	\$299.00
08/23/2024	756926	GRIZZLY AUTO & TIRE	\$863.63
08/23/2024	756927	KAREN PLATZ	\$50.00
08/23/2024	756928	KRISTA LYN ALM	\$74.00
08/23/2024	756929	MACKIN BOOK COMPANY	\$2,559.26
08/23/2024	756930	MADISON J LUCAS	\$600.00
08/23/2024	756931	MEDINA CITY SCHOOLS	\$3,658.80
08/23/2024	756932	MICHELLE K. MCGUIRE	\$2,000.00
08/23/2024	756933	SCANTRON CORPORATION	\$989.89

# Medina City Schools

## Check Register For

### August 2024

9/13/24

11:34 AM

Check Date	Check Number	Vendor Name	Transaction Amount
08/23/2024	756934	STEPWARE, INC	\$330.00
08/23/2024	756935	TEACHER'S DISCOVERY	\$2,490.00
08/23/2024	756936	TEACHER SYNERGY, LLC	\$106.99
08/23/2024	756937	TPRS BOOKS	\$115.00
08/23/2024	V756903	CINTAS CORPORATION NO 2 (V-CARD)	\$622.85
08/23/2024	V756904	POINT SPRING & DRIVESHAFT (V-CARD)	\$3,202.12
08/23/2024	V756905	BARNES & NOBLE BOOKSELLERS	\$2,583.70
08/23/2024	V756906	BRICKER GRAYDON LLP	\$325.00
08/23/2024	V756907	CENTERRA CO-OP	\$169.32
08/23/2024	V756908	CUMMINS SALES AND SERVICE	\$2,299.54
08/23/2024	V756909	WILLIAM V MACGILL & CO	\$367.44
08/23/2024	V756910	MEMBEAN INC	\$3,075.00
08/23/2024	V756911	NASCO EDUCATION, LLC.	\$92.30
08/23/2024	V756912	QUILL CORPORATION	\$4,796.56
08/23/2024	V756913	RIDDELL ALL AMERICAN	\$11,454.35
08/23/2024	V756914	SAVVAS LEARNING COMPANY LLC	\$8,640.00
08/23/2024	V756915	TEXTHELP INC	\$2,407.87
08/23/2024	V756916	THE PROPHET CORPORATION	\$1,138.86
08/23/2024	V756917	UNITY SCHOOL BUS PARTS INC.	\$1,139.24
08/23/2024	V756918	VINCENT LIGHTING SYSTEMS CO	\$24,452.00
<b>08/23/2024 - Total</b>			<b>\$83,835.00</b>
08/26/2024	V757059	MEMO - MEDICAL MUTUAL	\$301,016.21
<b>08/26/2024 - Total</b>			<b>\$301,016.21</b>
08/28/2024	756952	ARMSTRONG UTILITIES INC.	\$845.83
08/28/2024	756953	COLUMBIA GAS OF OHIO INC	\$49.18
08/28/2024	756954	JENNIFER SURRENA	\$8.25
08/28/2024	756955	JENNIFER ZEISEL	\$19.75
08/28/2024	756956	MACKIN BOOK COMPANY	\$8,099.27
08/28/2024	756957	MAGICAL THEATRE COMPANY	\$700.00
08/28/2024	756958	MEDINA FARMERS EXCHANGE CO INC	\$139.99
08/28/2024	756959	MEGAN HATALA	\$19.90
08/28/2024	756960	EMSCO	\$3,434.28
08/28/2024	756961	OHIO EDISON COMPANY	\$115.13

# Medina City Schools

## Check Register For

### August 2024

9/13/24

11:34 AM

Check Date	Check Number	Vendor Name	Transaction Amount
08/28/2024	756962	RAS FLOOR MACHINE SERVICES LLC	\$392.40
08/28/2024	756963	ROB SABA	\$24.50
08/28/2024	756964	RUMPKE OF OHIO INC	\$1,455.61
08/28/2024	756965	SCHOLASTIC INC	\$1,617.16
08/28/2024	756966	SHARON TERRION (PETTY CASHIER)	\$300.00
08/28/2024	756967	TARA HOY	\$13.00
08/28/2024	756968	TRANSITION CONSULTING AND COACHING	\$147.00
08/28/2024	756969	VEND-UCATION, LLC.	\$2,422.34
08/28/2024	V756939	CINTAS CORPORATION NO 2 (V-CARD)	\$73.00
08/28/2024	V756940	AMAZON.COM	\$354.54
08/28/2024	V756941	ANTHONY BELSITO	\$440.00
08/28/2024	V756942	ASCD	\$275.00
08/28/2024	V756943	BATTELLE FOR KIDS	\$7,500.00
08/28/2024	V756944	GRAINGER SUPPLY CO	\$54.78
08/28/2024	V756945	JOURNEYED.COM INC	\$2,449.00
08/28/2024	V756946	NOTABLE, INC. (KAMI)	\$16,695.30
08/28/2024	V756947	LAWSON PRODUCTS INC	\$39.66
08/28/2024	V756948	MATH LEARNING CENTER	\$12,519.36
08/28/2024	V756949	MICHAEL L WESNER	\$1,306.42
08/28/2024	V756950	QUILL CORPORATION	\$2,367.33
08/28/2024	V756951	AMICO LLC	\$1,730.35
<b>08/28/2024 - Total</b>			<b>\$65,608.33</b>
08/30/2024	1029417	CENTRAL COLLECTION AGENCY	\$175.30
08/30/2024	1029418	CITY OF AKRON	\$335.61
08/30/2024	1029419	CITY OF BRUNSWICK	\$412.68
08/30/2024	1029420	F.C.P.E	\$124.00
08/30/2024	1029421	KIDS FIRST	\$12.00
08/30/2024	1029422	MEDINA MUNICIPAL COURT	\$169.00
08/30/2024	1029423	OAPSE	\$4,247.65
08/30/2024	1029424	KEITH L RUCINSKI, CHAPTER 13 TRSTEE	\$1,114.62
08/30/2024	1029425	PEOPLE QUALIFIED COMMITTEE	\$15.41
08/30/2024	1029426	R.I.T.A.	\$83,005.04
08/30/2024	756970	4IMPRINT INC	\$2,725.10

# Medina City Schools

## Check Register For

### August 2024

9/13/24

11:34 AM

Check Date	Check Number	Vendor Name	Transaction Amount
08/30/2024	756971	ADVANCE AUTO PARTS	\$39.95
08/30/2024	756972	ALBRIGHT SECURITY CENTER INC.	\$10.00
08/30/2024	756973	APOLLO PEST CONTROL INC.	\$195.00
08/30/2024	756974	AQUACLEAR	\$82.32
08/30/2024	756975	ARMSTRONG UTILITIES INC.	\$780.77
08/30/2024	756976	BUZZARD TOOLS LLC	\$59.95
08/30/2024	756977	PEPSI CO BEVERAGE SALES LLC	\$1,676.80
08/30/2024	756978	COCA COLA BOTTLING CO CSLDT	\$366.90
08/30/2024	756979	COCHRANE SUPPLY & ENGINEERING INC.	\$517.56
08/30/2024	756980	CRANDALL COMPANY INC	\$794.85
08/30/2024	756981	DECKER EQUIPMENT/SCHOOL FIX	\$165.50
08/30/2024	756982	DOUGH GO'S	\$1,320.20
08/30/2024	756983	FRONTIER-ATTN: SPB	\$8.95
08/30/2024	756984	IMPERIAL DADE	\$2,737.53
08/30/2024	756985	KAREN PLATZ	\$50.00
08/30/2024	756986	KIEFER EQUIPMENT CO	\$19.49
08/30/2024	756987	MACK'S INC.	\$523.04
08/30/2024	756988	MADISON J LUCAS	\$60.00
08/30/2024	756989	MARS ELECTRIC CO.	\$35.85
08/30/2024	756990	MDG FLOORING WHOLESALERS, LLC	\$7,730.54
08/30/2024	756991	MEDINA CITY SCHOOLS	\$152.45
08/30/2024	756992	MEDINA COUNTY SANITARY	\$955.79
08/30/2024	756993	MEDINA FARMERS EXCHANGE CO INC	\$78.88
08/30/2024	756994	MIDLAND HARDWARE COMPANY	\$1,920.35
08/30/2024	756995	MOHAWK RESOURCES LTD	\$3,321.71
08/30/2024	756996	NAESP	\$259.00
08/30/2024	756997	NORTHEAST OHIO NETWORK FOR TEC.	\$29,986.75
08/30/2024	756998	ALFRED NICKLES BAKERY INC	\$1,534.27
08/30/2024	756999	NUHOP CNTR FOR EXPERIENTIAL LEARN.	\$2,250.00
08/30/2024	757000	OHIO EDISON COMPANY	\$18,363.16
08/30/2024	757001	OHIO SCHOOL BOARDS ASSOC	\$2,600.00
08/30/2024	757002	PODS ENTERPRISES, LLC	\$259.86
08/30/2024	757003	QUINN HAYDEN	\$320.00

# Medina City Schools Check Register For August 2024

9/13/24

11:34 AM

Check Date	Check Number	Vendor Name	Transaction Amount
08/30/2024	757004	RAS FLOOR MACHINE SERVICES LLC	\$1,691.20
08/30/2024	757005	DF SUPPLY, INC.	\$444.10
08/30/2024	757006	SEIBERTKECK INSURANCE PARTNERS	\$20,470.00
08/30/2024	757007	SHERWIN WILLIAMS COMPANY	\$253.94
08/30/2024	757008	HUDSON CITY SCHOOLS	\$500.00
08/30/2024	757009	STAPLES INC	\$212.85
08/30/2024	757010	STEINWAY PIANO GALLERY CLEVELAND	\$2,598.75
08/30/2024	757011	TRIPLETT PORTABLE WELDING	\$450.00
08/30/2024	757012	UCP OF GREATER CLEVELAND	\$9,800.00
08/30/2024	757013	UNITED RENTALS (N AMERICA) INC	\$210.00
08/30/2024	757014	WELLINGTON IMPLEMENT CO. INC.	\$23.03
08/30/2024	757015	WOLFF BROS. SUPPLY INC.	\$119.42
08/30/2024	V1029403	MEDINA CITY SCHOOLS FOUNDATION	\$64.00
08/30/2024	V1029404	MEMO - SERS - BOARD	\$59,392.84
08/30/2024	V1029405	MEMO - STRS - BOARD	\$255,175.07
08/30/2024	V1029406	MEMO -EFTPS - TAXES	\$302,875.44
08/30/2024	V1029407	MEMO -MEDINA CITY SCHOOLS	\$128.96
08/30/2024	V1029408	MEMO --S E R S - EMPLOYEE	\$42,905.72
08/30/2024	V1029409	MEMO --S T R S - EMPLOYEE	\$267,015.01
08/30/2024	V1029410	OHIO BUSINESS GATEWAY	\$52,650.61
08/30/2024	V1029411	OHIO CHILD SUPPORT PAYMENT CENTRAL	\$1,350.54
08/30/2024	V1029412	OHIO DEFERRED COMPENSATION -MEMO	\$80,589.53
08/30/2024	V1029413	MEMO - OMNI	\$138,478.46
08/30/2024	V1029414	SCHOOL DISTRICT INCOME TAX	\$4,865.72
08/30/2024	V1029415	TRUSTMARK VOLUNTARY BENEFITS	\$1,557.12
08/30/2024	V1029416	WORKERS COMP MEMO	\$19,259.84
08/30/2024	V757054	APPLEWOOD CENTERS INC (V-CARD)	\$12,105.00
08/30/2024	V757055	CINTAS CORPORATION NO 2 (V-CARD)	\$879.34
08/30/2024	V757056	POINT SPRING & DRIVESHAFT (V-CARD)	\$253.51
08/30/2024	V757057	ROBERT J. VERNAK (V-CARD)	\$1,052.50
08/30/2024	V757058	W.B. MASON CO. INC. (V-CARD)	\$98.82
08/30/2024	V757060	MEMO - MEDICAL MUTUAL	\$66,963.12
08/30/2024	V757061	MEMO MET LIFE INSURANCE	\$71,512.38

# Medina City Schools

## Check Register For

### August 2024

9/13/24

11:34 AM

Check Date	Check Number	Vendor Name	Transaction Amount
08/30/2024	V757062	MEMO MET LIFE INSURANCE	\$3,403.40
08/30/2024	V757063	MEMO - P & A ADMINISTRATIVE	\$10,445.81
08/30/2024	V757064	MEMO - BUREAU WORK COMP	\$10,307.39
<b>08/30/2024 - Total</b>			<b>\$1,611,617.25</b>
08/31/2024	V757065	MEMO - SERS - BOARD	\$213,504.69
<b>08/31/2024 - Total</b>			<b>\$213,504.69</b>
<b>Overall - Total</b>			<b>\$7,232,821.59</b>

Fiscal Year	Fund - Expledger	Function First Two Digits	Fiscal Year Budgeted Amount	% Expensed	Fiscal Year Expense Amount	Fiscal Year Encumbrance Amount	Balance
25	0010000	1100	\$31,806.52	1.9266053	\$61,278.61	\$0.00	(\$29,472.09)
25	0010000	1100	\$12,238,726.04	0.2299438	\$2,814,219.18	\$625,376.43	\$8,799,130.43
25	0010000	1100	\$7,875,937.41	0.22286268	\$1,755,252.51	\$57,895.07	\$6,062,789.83
25	0010000	1100	\$9,360,111.71	0.21200718	\$1,984,410.93	\$83,603.56	\$7,292,097.22
25	0010000	1100	\$55,873.54	0.01195808	\$668.14	\$14,331.86	\$40,873.54
25	0010000	1100	\$129,744.32	0.27701459	\$35,941.07	\$40,000.00	\$53,803.25
25	0010000	1100	\$40,336.41	0.25915172	\$10,453.25	\$5,000.00	\$24,883.16
25	0010000	1200	\$467,733.95	0.25115434	\$117,473.41	\$4,353.00	\$345,907.54
25	0010000	1200	\$48,000.00	0	\$0.00	\$12,190.00	\$35,810.00
25	0010000	1200	\$724,572.10	0.18509994	\$134,118.25	\$0.00	\$590,453.85
25	0010000	1200	\$392,848.97	0.25291918	\$99,359.04	\$0.00	\$293,489.93
25	0010000	1200	\$2,006,303.97	0.24144704	\$484,416.16	\$0.00	\$1,521,887.81
25	0010000	1200	\$123,099.20	0	\$0.00	\$0.00	\$123,099.20
25	0010000	1200	\$651,535.56	0.12383296	\$80,681.58	\$0.00	\$570,853.98
25	0010000	1200	\$528,347.12	0.23560872	\$124,483.19	\$0.00	\$403,863.93
25	0010000	1200	\$800.00	0	\$0.00	\$0.00	\$800.00
25	0010000	1200	\$465,889.47	0.19239982	\$89,637.05	\$0.00	\$376,252.42
25	0010000	1200	\$65,997.53	0	\$0.00	\$0.00	\$65,997.53
25	0010000	1200	\$1,551,911.56	0.2764354	\$429,003.29	\$0.00	\$1,122,908.27
25	0010000	1200	\$15,000.00	0	\$0.00	\$0.00	\$15,000.00
25	0010000	1200	\$186,630.82	0.33574755	\$62,660.84	\$2,000.00	\$121,969.98
25	0010000	1200	\$369,921.38	0.16680379	\$61,704.29	\$0.00	\$308,217.09
25	0010000	1200	\$433,871.21	0.25817489	\$112,014.65	\$2,634.54	\$319,222.02
25	0010000	1200	\$3,550,015.67	0.12768227	\$453,274.06	\$921,139.93	\$2,175,601.68
25	0010000	1300	\$233,916.20	0.17329898	\$40,537.44	\$38,000.00	\$155,378.76
25	0010000	1300	\$13,534.40	0	\$0.00	\$0.00	\$13,534.40
25	0010000	1900	\$36,118.00	0	\$0.00	\$0.00	\$36,118.00
25	0010000	1900	\$75,727.16	0.30042062	\$22,750.00	\$10,400.00	\$42,577.16
25	0010000	1900	\$2,382,444.34	0.01141038	\$27,184.59	\$89,356.08	\$2,265,903.67
25	0010000	2100	\$486,481.88	0.23187036	\$112,800.73	\$47,307.24	\$326,373.91
25	0010000	2100	\$1,246,944.18	0.25740874	\$320,974.33	\$0.00	\$925,969.85
25	0010000	2100	\$439,861.10	0.28088828	\$123,551.83	\$16,500.00	\$299,809.27
25	0010000	2100	\$362,528.67	0	\$0.00	\$152,500.00	\$210,028.67
25	0010000	2100	\$550,720.90	0.33385617	\$183,861.57	\$0.00	\$366,859.33
25	0010000	2100	\$6,000.00	0.05833333	\$350.00	\$2,150.00	\$3,500.00
25	0010000	2100	\$857,762.77	0.18185634	\$155,989.60	\$97,449.74	\$604,323.43
25	0010000	2100	\$714,001.99	0.01817506	\$12,977.03	\$397,445.47	\$303,579.49
25	0010000	2100	\$452,296.86	0.01485197	\$6,717.50	\$261,702.50	\$183,876.86
25	0010000	2100	\$53,308.46	0	\$0.00	\$2,000.00	\$51,308.46
25	0010000	2100	\$22,087.61	0	\$0.00	\$0.00	\$22,087.61
25	0010000	2200	\$3,109.57	0	\$0.00	\$0.00	\$3,109.57
25	0010000	2200	\$498,991.92	0.21549834	\$107,531.93	\$13,027.96	\$378,432.03
25	0010000	2200	\$20,883.18	0.07947497	\$1,659.69	\$2,540.00	\$16,683.49
25	0010000	2200	\$4,459.05	0	\$0.00	\$0.00	\$4,459.05
25	0010000	2200	\$549,826.99	0.29589946	\$162,693.51	\$5,051.73	\$382,081.75
25	0010000	2300	\$254,471.67	0.25878236	\$65,852.78	\$57,520.71	\$131,098.18
25	0010000	2400	\$371,599.78	0.19874382	\$73,853.16	\$10,143.20	\$287,603.42
25	0010000	2400	\$484,473.75	0.21677655	\$105,022.55	\$0.00	\$379,451.20
25	0010000	2400	\$31,577.95	0.28004256	\$8,843.17	\$0.00	\$22,734.78
25	0010000	2400	\$1,844.25	0	\$0.00	\$0.00	\$1,844.25
25	0010000	2400	\$727,582.11	0.2114218	\$153,826.72	\$53,390.98	\$520,364.41
25	0010000	2400	\$3,651,781.92	0.23522778	\$859,000.56	\$62,865.37	\$2,729,915.99
25	0010000	2400	\$5,000.00	0	\$0.00	\$5,000.00	\$0.00
25	0010000	2400	\$2,764.00	0	\$0.00	\$1,364.00	\$1,400.00
25	0010000	2400	\$33,270.00	0.49980884	\$16,628.64	\$270.00	\$16,371.36
25	0010000	2500	\$1,197,090.25	0.11695248	\$140,002.67	\$44,304.40	\$1,012,783.18
25	0010000	2500	\$68,641.20	0.14335414	\$9,840.00	\$7,480.00	\$51,321.20
25	0010000	2600	\$546,484.77	0.16265923	\$88,890.79	\$61,711.21	\$395,882.77
25	0010000	2600	\$179,335.42	0	\$0.00	\$0.00	\$179,335.42
25	0010000	2600	\$31,416.54	0.24387791	\$7,661.80	\$16,024.10	\$7,730.64
25	0010000	2700	\$4,118,253.68	0.19768726	\$814,126.28	\$891,777.66	\$2,412,349.74
25	0010000	2700	\$2,423,472.58	0.24427317	\$591,989.34	\$0.00	\$1,831,483.24
25	0010000	2700	\$3,677.35	0.14681768	\$539.90	\$489.95	\$2,647.50
25	0010000	2800	\$11.17	0	\$0.00	\$0.00	\$11.17
25	0010000	2800	\$18,738.82	0	\$0.00	\$0.00	\$18,738.82
25	0010000	2800	\$16,157.44	0	\$0.00	\$0.00	\$16,157.44
25	0010000	2800	\$4,919.05	0	\$0.00	\$0.00	\$4,919.05
25	0010000	2900	\$231,608.40	0.30296552	\$70,169.36	\$3,370.52	\$158,068.52
25	0010000	2900	\$320.00	0	\$0.00	\$100.00	\$220.00
25	0010000	2900	\$274,237.32	0.18942057	\$51,946.19	\$18,788.80	\$203,502.33
25	0010000	2900	\$10,213.81	0.029372	\$300.00	\$1,700.00	\$8,213.81
25	0010000	3200	\$32,684.97	0.00215298	\$70.37	\$0.00	\$32,614.60
25	0010000	3200	\$18,315.00	0.002184	\$40.00	\$32,720.00	(\$14,445.00)
25	0010000	3200	\$96.73	0	\$0.00	\$0.00	\$96.73
25	0010000	3200	\$10,500.00	0	\$0.00	\$5,000.00	\$5,500.00
25	0010000	4100	\$2,963.36	0	\$0.00	\$0.00	\$2,963.36
25	0010000	4100	\$3,732.73	0	\$0.00	\$0.00	\$3,732.73
25	0010000	4100	\$4,048.71	0	\$0.00	\$0.00	\$4,048.71
25	0010000	4100	\$18,875.56	0	\$0.00	\$0.00	\$18,875.56
25	0010000	4100	\$70,759.78	0.18293189	\$12,944.22	\$1,700.00	\$56,115.56
25	0010000	4100	\$10,887.17	0	\$0.00	\$0.00	\$10,887.17
25	0010000	4100	\$3,975.17	0.23997716	\$953.95	\$0.00	\$3,021.22
25	0010000	4100	\$15,026.35	0.18612437	\$2,796.77	\$0.00	\$12,229.58
25	0010000	4100	\$26,616.65	0.04550986	\$1,211.32	\$0.00	\$25,405.33
25	0010000	4500	\$47,666.00	0	\$0.00	\$0.00	\$47,666.00
25	0010000	4500	\$12,764.60	0	\$0.00	\$0.00	\$12,764.60
25	0010000	4500	\$21,398.84	0	\$0.00	\$0.00	\$21,398.84
25	0010000	4500	\$17,253.16	0	\$0.00	\$0.00	\$17,253.16
25	0010000	4500	\$91,126.48	0	\$0.00	\$0.00	\$91,126.48
25	0010000	4500	\$32,032.14	0	\$0.00	\$0.00	\$32,032.14
25	0010000	4500	\$35,960.76	0	\$0.00	\$0.00	\$35,960.76
25	0010000	4500	\$24,040.78	0	\$0.00	\$0.00	\$24,040.78
25	0010000	4500	\$12,034.16	0	\$0.00	\$0.00	\$12,034.16
25	0010000	4500	\$7,920.63	0	\$0.00	\$0.00	\$7,920.63
25	0010000	4500	\$80,838.32	0	\$0.00	\$0.00	\$80,838.32
25	0010000	4500	\$41,285.57	0	\$0.00	\$0.00	\$41,285.57
25	0010000	4500	\$2,534.40	0	\$0.00	\$0.00	\$2,534.40
25	0010000	4500	\$44,965.23	0	\$0.00	\$0.00	\$44,965.23
25	0010000	4500	\$35,732.37	0	\$0.00	\$0.00	\$35,732.37



Fiscal Year	Fund - Expledger	Function First Two Digits	Fiscal Year Budgeted Amount	% Expensed	Fiscal Year Expense Amount	Fiscal Year Encumbrance Amount	Balance
25	0010000	4500	\$25,320.61	0	\$0.00	\$0.00	\$25,320.61
25	0010000	4500	\$33,774.09	0	\$0.00	\$0.00	\$33,774.09
25	0010000	4500	\$17,630.79	0	\$0.00	\$0.00	\$17,630.79
25	0010000	4500	\$8,635.86	0	\$0.00	\$0.00	\$8,635.86
25	0010000	4500	\$22,864.87	0	\$0.00	\$0.00	\$22,864.87
25	0010000	4500	\$15,407.47	0	\$0.00	\$0.00	\$15,407.47
25	0010000	4500	\$12,430.20	0	\$0.00	\$0.00	\$12,430.20
25	0010000	4500	\$21,183.05	0	\$0.00	\$0.00	\$21,183.05
25	0010000	4500	\$11,664.54	0	\$0.00	\$0.00	\$11,664.54
25	0010000	4500	\$323,273.59	0.20970247	\$67,791.27	\$5,123.90	\$250,358.42
25	0010000	4500	\$33,238.42	0	\$0.00	\$0.00	\$33,238.42
25	0010000	4500	\$18,469.70	0	\$0.00	\$0.00	\$18,469.70
25	0010000	4600	\$10,433.90	0.17299859	\$1,805.05	\$0.00	\$8,628.85
25	0010000	4600	\$4,151.96	0	\$0.00	\$0.00	\$4,151.96
25	0010000	4600	\$9,448.00	0	\$0.00	\$0.00	\$9,448.00
25	0010000	4600	\$26,716.95	0.02350605	\$628.01	\$0.00	\$26,088.94
25	0010000	4600	\$8,585.75	0.06361122	\$546.15	\$0.00	\$8,039.60
25	0010000	4600	\$2,714.37	0	\$0.00	\$0.00	\$2,714.37
25	0010000	4600	\$6,631.52	0.10766159	\$713.96	\$0.00	\$5,917.56
25	0010000	5600	\$256,500.00	0	\$0.00	\$0.00	\$256,500.00
25	0010000	7200	\$176,398.00	0	\$0.00	\$0.00	\$176,398.00
25	0010000	7400	\$649,329.00	0	\$0.00	\$0.00	\$649,329.00
25	0010000	7500	\$0.00		\$0.00	\$0.00	\$0.00
25	0029000	2500	\$57,000.00	0	\$0.00	\$0.00	\$57,000.00
25	0029000	6100	\$4,363,324.75	0	\$0.00	\$0.00	\$4,363,324.75
25	0029012	2500	\$1,500.00	0	\$0.00	\$1,375.00	\$125.00
25	0029012	6100	\$1,722,388.20	0	\$0.00	\$0.00	\$1,722,388.20
25	0039001	2700	\$244,614.50	0.20898598	\$51,121.00	\$12,372.50	\$181,121.00
25	0060000	3100	\$201,009.78	0.16190754	\$32,545.00	\$1,039.94	\$167,424.84
25	0060000	3100	\$1,303,744.78	0.21776741	\$283,913.13	\$24,611.40	\$995,220.25
25	0069006	3100	\$1,151,042.00	0.02564059	\$29,513.40	\$299,486.60	\$822,042.00
25	0079004	3200	\$25,000.00	0	\$0.00	\$50,000.00	(\$25,000.00)
25	0079111	3200	\$0.00		\$0.00	\$0.00	\$0.00
25	0079333	3200	\$5,000.00	0	\$0.00	\$5,000.00	\$0.00
25	0089002	3200	\$300.00	0	\$0.00	\$300.00	\$0.00
25	0089003	3200	\$50,000.00	0	\$0.00	\$50,000.00	\$0.00
25	0089112	3200	\$700.00	0	\$0.00	\$1,000.00	(\$300.00)
25	0099000	1100	\$0.00		\$0.00	\$0.00	\$0.00
25	0099110	1100	\$278.12	0	\$0.00	\$278.12	\$0.00
25	0099120	1100	\$8,658.53	0.79704061	\$6,901.20	\$3,658.53	(\$1,901.20)
25	0099130	1100	\$17,182.00	0.60903678	\$10,464.47	\$2,000.00	\$4,717.53
25	0099140	1100	\$0.00		\$0.00	\$0.00	\$0.00
25	0099160	1100	\$13,801.00	0.358553	\$4,948.39	\$1,575.49	\$7,277.12
25	0099170	1100	\$12,500.00	0.5786808	\$7,233.51	\$3,881.53	\$1,384.96
25	0099180	1100	\$15,750.00	0	\$0.00	\$9,800.00	\$5,950.00
25	0099200	1100	\$0.00		\$3,527.28	\$21,066.01	(\$24,593.29)
25	0099210	1100	\$23,203.00	0.22738396	\$5,275.99	\$16,362.71	\$1,564.30
25	0099300	1100	\$101,550.79	0.29215617	\$29,668.69	\$48,899.54	\$22,982.56
25	0099300	2400	\$90,000.00	0	\$0.00	\$90,000.00	\$0.00
25	0099301	2400	\$15,000.00	0.19412933	\$2,911.94	\$11,988.00	\$100.06
25	0099302	2400	\$5,000.00	0	\$0.00	\$5,000.00	\$0.00
25	0149016	1100	\$221,178.36	0.24343078	\$53,841.62	\$0.00	\$167,336.74
25	0149016	2400	\$73,518.39	0.11248995	\$8,270.08	\$0.00	\$65,248.31
25	0149016	2400	\$0.00		\$0.00	\$0.00	\$0.00
25	0149116	1200	\$209,137.79	0.24768403	\$51,800.09	\$0.00	\$157,337.70
25	0149116	1200	\$179,069.84	0.24866158	\$44,527.79	\$0.00	\$134,542.05
25	0149116	1200	\$54,220.60	0	\$0.00	\$7,370.60	\$46,850.00
25	0149116	2100	\$14,020.88	0.38864679	\$5,449.17	\$0.00	\$8,571.71
25	0149116	2100	\$55,000.00	0	\$0.00	\$20,000.00	\$35,000.00
25	0149116	2100	\$395,000.00	0	\$0.00	\$100,000.00	\$295,000.00
25	0149116	2200	\$4,080.53	0	\$0.00	\$1,080.53	\$3,000.00
25	0149116	2400	\$64,890.59	0.25369611	\$16,462.49	\$0.00	\$48,428.10
25	0149116	2400	\$133,226.40	0.23060054	\$30,722.08	\$3,163.73	\$99,340.59
25	0149116	2700	\$179.69	0	\$0.00	\$100.00	\$79.69
25	0149116	4100	\$5,420.00	0	\$0.00	\$1,920.00	\$3,500.00
25	0160000	1100	\$3,832,091.81	0.17234472	\$660,440.79	\$0.00	\$3,171,651.02
25	0160000	1100	\$193,211.71	0.2190389	\$42,320.88	\$0.00	\$150,890.83
25	0160000	1100	\$592,375.02	0.19677717	\$116,565.88	\$0.00	\$475,809.14
25	0160000	1200	\$0.00		\$0.00	\$0.00	\$0.00
25	0160000	1200	\$443,699.38	0.18290476	\$81,154.73	\$0.00	\$362,544.65
25	0160000	1200	\$129,294.76	0.18263687	\$23,613.99	\$0.00	\$105,680.77
25	0160000	1200	\$148,327.91	0.16259253	\$24,117.01	\$0.00	\$124,210.90
25	0160000	1200	\$23,562.98	0.14638047	\$3,449.16	\$0.00	\$20,113.82
25	0160000	1200	\$0.00		\$0.00	\$0.00	\$0.00
25	0160000	1900	\$237.67	0	\$0.00	\$0.00	\$237.67
25	0160000	2100	\$46,681.93	0.17008915	\$7,940.09	\$0.00	\$38,741.84
25	0160000	2100	\$36,314.09	0.16013454	\$5,815.14	\$0.00	\$30,498.95
25	0160000	2400	\$3,222.88	0	\$0.00	\$0.00	\$3,222.88
25	0160000	2400	\$6,447.44	0.14276519	\$920.47	\$0.00	\$5,526.97
25	0160000	2400	\$65,000.00	0.03609877	\$2,346.42	\$9,353.58	\$53,300.00
25	0160000	2400	\$0.00		\$0.00	\$0.00	\$0.00
25	0160000	2400	\$0.00		\$0.00	\$0.00	\$0.00
25	0160000	2500	\$92,248.90	0	\$0.00	\$0.00	\$92,248.90
25	0160000	2700	\$7,496.18	0.11520935	\$863.63	\$3,682.87	\$2,949.68
25	0160000	2800	\$371,865.40	0.19307572	\$71,798.18	\$0.00	\$300,067.22
25	0160000	2800	\$1,023,462.38	0.03929074	\$40,212.59	\$59,193.93	\$924,055.86
25	0160000	2800	\$1,857,275.15	0.17960405	\$333,574.14	\$0.00	\$1,523,701.01
25	0160000	2800	\$980,532.71	0.11237755	\$110,189.86	\$218,031.42	\$652,311.43
25	0160000	2800	\$274,605.81	0.2427634	\$66,664.24	\$0.00	\$207,941.57
25	0160000	4100	\$13,739.37	0	\$0.00	\$0.00	\$13,739.37
25	0160410	2100	\$137,772.96	0.2075784	\$28,598.69	\$0.00	\$109,174.27
25	0161000	1100	\$282,464.30	0.18357492	\$51,853.36	\$0.00	\$230,610.94
25	0161000	1100	\$0.00		\$0.00	\$0.00	\$0.00
25	0161000	1200	\$329,112.67	0.17260508	\$56,806.52	\$0.00	\$272,306.15
25	0161000	2100	\$0.00		\$0.00	\$0.00	\$0.00
25	0189110	1100	\$155.00	0.98767742	\$153.09	\$0.00	\$1.91
25	0189110	2400	\$619.04	-0.79684673	(\$493.28)	\$619.04	\$493.28
25	0189113	2200	\$0.00		\$0.00	\$0.00	\$0.00
25	0189120	2400	\$36,455.84	0.03778407	\$1,377.45	\$7,591.07	\$27,487.32
25	0189123	2200	\$5,000.00	0	\$0.00	\$0.00	\$5,000.00

Fiscal Year	Fund - Expledger	Function First Two Digits	Fiscal Year Budgeted Amount	% Expensed	Fiscal Year Expense Amount	Fiscal Year Encumbrance Amount	Balance
25	0189130	1100	\$4,229.76	0	\$0.00	\$1,750.00	\$2,479.76
25	0189130	2400	\$30,802.26	0.01873531	\$577.09	\$4,221.91	\$26,003.26
25	0189133	2200	\$250.00	0	\$0.00	\$150.00	\$100.00
25	0189140	1100	\$0.00		\$0.00	\$0.00	\$0.00
25	0189140	2400	\$0.00		\$0.00	\$0.00	\$0.00
25	0189143	2200	\$0.00		\$0.00	\$0.00	\$0.00
25	0189160	1100	\$1,450.00	0.36871034	\$534.63	\$0.00	\$915.37
25	0189160	2400	\$24,409.16	0.02117934	\$516.97	\$7,655.78	\$16,236.41
25	0189161	2200	\$1,800.00	0.88805556	\$1,598.50	\$0.00	\$201.50
25	0189163	2200	\$4,050.00	0.01234568	\$50.00	\$0.00	\$4,000.00
25	0189170	1100	\$500.00	0	\$0.00	\$5,000.00	(\$4,500.00)
25	0189170	2400	\$44,600.00	0.01289238	\$575.00	\$8,225.00	\$35,800.00
25	0189171	2400	\$500.00	0	\$0.00	\$300.00	\$200.00
25	0189180	1100	\$0.00		\$0.00	\$0.00	\$0.00
25	0189180	2400	\$35,385.00	0.05842871	\$2,067.50	\$5,935.00	\$27,382.50
25	0189181	7200	\$0.00		\$0.00	\$0.00	\$0.00
25	0189183	2200	\$8,000.00	0	\$0.00	\$0.00	\$8,000.00
25	0189184	7200	\$0.00		\$0.00	\$0.00	\$0.00
25	0189200	2400	\$30,756.90	0.02603123	\$800.64	\$3,556.26	\$26,400.00
25	0189203	2200	\$3,200.00	0	\$0.00	\$0.00	\$3,200.00
25	0189210	2400	\$5,449.88	0.11009417	\$600.00	\$13,909.88	(\$9,060.00)
25	0189211	2200	\$0.00		\$50.00	\$0.00	(\$50.00)
25	0189300	2400	\$29,325.28	0.09756838	\$2,861.22	\$26,016.84	\$447.22
25	0189301	2200	\$0.00		(\$31.49)	\$0.00	\$31.49
25	0189302	1100	\$29,000.00	0	\$0.00	\$29,000.00	\$0.00
25	0189303	0000	\$0.00		\$21.84	\$0.00	(\$21.84)
25	0189303	3200	\$131,456.04	0.12282836	\$16,146.53	\$65,504.04	\$49,805.47
25	0189303	3200	\$57,897.50	0.07418282	\$4,295.00	\$26,825.00	\$26,777.50
25	0189303	3200	\$8,000.00	0	\$0.00	\$7,500.00	\$500.00
25	0189304	4300	\$26,250.00	0.00190476	\$50.00	\$26,200.00	\$0.00
25	0189306	2400	\$5,300.00	0	\$0.00	\$5,300.00	\$0.00
25	0189307	1100	\$5,500.00	0	\$0.00	\$5,500.00	\$0.00
25	0189308	2100	\$3,000.00	0	\$0.00	\$3,000.00	\$0.00
25	0189403	1200	\$1,200.00	0	\$0.00	\$1,200.00	\$0.00
25	0189901	1200	\$0.00		\$0.00	\$0.00	\$0.00
25	0189906	2900	\$2,000.00	0	\$0.00	\$0.00	\$2,000.00
25	0189907	1900	\$0.00		\$0.00	\$0.00	\$0.00
25	0189914	2900	\$0.00		\$0.00	\$0.00	\$0.00
25	0189915	2900	\$6,100.00	0	\$0.00	\$0.00	\$6,100.00
25	0189916	2900	\$8,300.00	0.30361446	\$2,520.00	\$1,019.56	\$4,760.44
25	0189917	2900	\$14,000.00	0.03571429	\$500.00	\$0.00	\$13,500.00
25	0189918	2900	\$10,111.00	0	\$0.00	\$0.00	\$10,111.00
25	0189919	2900	\$789.00	0	\$0.00	\$0.00	\$789.00
25	0189920	2800	\$359.64	0	\$0.00	\$0.00	\$359.64
25	0199009	2100	\$0.00		\$0.00	\$0.00	\$0.00
25	0199017	2100	\$0.00		\$0.00	\$0.00	\$0.00
25	0199121	2100	\$6,500.00	0	\$0.00	\$1,500.00	\$5,000.00
25	0209001	2800	\$1,443.78	1.46390724	\$2,113.56	\$4,330.22	(\$5,000.00)
25	0229000	7900	\$0.00		\$0.00	\$0.00	\$0.00
25	0229300	4500	\$31,793.72	0.20785048	\$6,608.34	\$0.00	\$25,185.38
25	0229300	7200	\$0.00		\$0.00	\$0.00	\$0.00
25	0249001	2900	\$12,966,525.87	0.19638467	\$2,546,426.92	\$444,939.52	\$9,975,159.43
25	0249002	2900	\$768,484.00	0.18511162	\$142,255.32	\$71,130.23	\$555,098.45
25	0249094	2900	\$90,730.11	0.23654397	\$21,461.66	\$106,038.34	(\$36,769.89)
25	0270000	2900	\$342,355.60	0.10198317	\$34,914.51	\$87,885.49	\$219,555.60
25	0719013	2700	\$4,084,439.19	0.10397585	\$424,683.04	\$1,363,640.42	\$2,296,115.73
25	0719013	2800	\$170,743.81	0.05278809	\$9,013.24	\$0.00	\$161,730.57
25	0719013	7200	\$1,721,513.00	0	\$0.00	\$0.00	\$1,721,513.00
25	2009110	4600	\$143.26	0	\$0.00	\$143.26	\$0.00
25	2009121	4600	\$234.00	0	\$0.00	\$0.00	\$234.00
25	2009185	4600	\$1,400.00	0	\$0.00	\$0.00	\$1,400.00
25	2009201	4300	\$0.00		\$0.00	\$0.00	\$0.00
25	2009202	4600	\$0.00		\$0.00	\$0.00	\$0.00
25	2009205	4600	\$0.00		\$0.00	\$0.00	\$0.00
25	2009209	4100	\$0.00		\$0.00	\$0.00	\$0.00
25	2009251	4300	\$192.41	0	\$0.00	\$192.41	\$0.00
25	2009253	4300	\$2,000.00	0	\$0.00	\$2,000.00	\$0.00
25	2009254	4100	\$4,000.00	0	\$0.00	\$4,000.00	\$0.00
25	2009256	4100	\$3,250.00	0	\$0.00	\$3,250.00	\$0.00
25	2009258	4600	\$1,832.44	0	\$0.00	\$1,832.44	\$0.00
25	2009302	4100	\$1,250.00	0	\$0.00	\$1,250.00	\$0.00
25	2009303	4100	\$320.00	0	\$0.00	\$320.00	\$0.00
25	2009307	4100	\$55,577.22	0.07647018	\$4,250.00	\$50,000.00	\$1,327.22
25	2009309	4600	\$1,650.00	0	\$0.00	\$1,650.00	\$0.00
25	2009312	4100	\$20,000.00	0	\$0.00	\$20,000.00	\$0.00
25	2009314	4600	\$450.00	0	\$0.00	\$450.00	\$0.00
25	2009315	4600	\$470.00	0	\$0.00	\$470.00	\$0.00
25	2009318	4100	\$8,200.00	0	\$0.00	\$8,200.00	\$0.00
25	2009321	4600	\$20,000.00	0	\$0.00	\$20,000.00	\$0.00
25	2009323	4600	\$1,600.00	0	\$0.00	\$1,600.00	\$0.00
25	2009324	4600	\$20,000.00	0	\$0.00	\$20,000.00	\$0.00
25	2009325	4100	\$25,000.00	0	\$0.00	\$22,000.00	\$3,000.00
25	2009326	4100	\$5,000.00	0	\$0.00	\$5,000.00	\$0.00
25	2009327	4100	\$3,000.00	0	\$0.00	\$3,000.00	\$0.00
25	2009330	4100	\$3,400.00	0	\$0.00	\$3,400.00	\$0.00
25	2009332	4100	\$8,000.00	0	\$0.00	\$8,000.00	\$0.00
25	2009333	4600	\$70,000.00	0.00282143	\$197.50	\$70,000.00	(\$197.50)
25	2009335	4100	\$5,000.00	0	\$0.00	\$5,000.00	\$0.00
25	2009336	4100	\$1,000.00	0	\$0.00	\$750.00	\$250.00
25	2009337	4100	\$570.00	0	\$0.00	\$570.00	\$0.00
25	2009339	4100	\$0.00		\$0.00	\$17,000.00	(\$17,000.00)
25	2009340	4100	\$4,000.00	0	\$0.00	\$4,000.00	\$0.00
25	2009346	4100	\$135.00	0	\$0.00	\$135.00	\$0.00
25	2009350	4300	\$1,500.00	0	\$0.00	\$1,500.00	\$0.00
25	2009352	4100	\$7,500.00	0	\$0.00	\$7,500.00	\$0.00
25	2009353	4600	\$1,205.00	0	\$0.00	\$1,205.00	\$0.00
25	2009355	4600	\$600.00	0	\$0.00	\$600.00	\$0.00
25	2009380	4600	\$5,000.00	0	\$0.00	\$5,000.00	\$0.00
25	2009421	4600	\$2.50	60.6	\$151.50	\$0.00	(\$149.00)
25	2009422	4600	\$111.73	0	\$0.00	\$0.00	\$111.73

Fiscal Year	Fund - Expdledger	Function First Two Digits	Fiscal Year Budgeted Amount	% Expensed	Fiscal Year Expense Amount	Fiscal Year Encumbrance Amount	Balance
25	2009423	4600	\$1,672.78	0.90791975	\$1,518.75	\$0.00	\$154.03
25	2009424	4600	\$678.77	0.93807917	\$636.74	\$0.00	\$42.03
25	2009425	4600	\$0.00		\$0.00	\$6,616.00	(\$6,616.00)
25	2009426	4600	\$0.00		\$0.00	\$73,600.00	(\$73,600.00)
25	2009427	4600	\$2,500.00	0	\$0.00	\$2,500.00	\$0.00
25	2009428	4600	\$2,500.00	0	\$0.00	\$2,500.00	\$0.00
25	3003000	4500	\$85,000.00	0.23529412	\$20,000.00	\$0.00	\$65,000.00
25	3003000	4500	\$20,000.00	0.783225	\$15,664.50	\$3,835.50	\$500.00
25	3003000	4500	\$389,361.73	0.18820283	\$73,278.98	\$96,359.71	\$219,723.04
25	3003001	7200	\$0.00		\$0.00	\$0.00	\$0.00
25	3003003	7200	\$0.00		\$0.00	\$0.00	\$0.00
25	3003004	7200	\$0.00		\$0.00	\$0.00	\$0.00
25	3003007	7200	\$0.00		\$0.00	\$0.00	\$0.00
25	3003008	7200	\$0.00		\$0.00	\$0.00	\$0.00
25	3003010	7200	\$0.00		\$0.00	\$0.00	\$0.00
25	3003012	7200	\$0.00		\$0.00	\$0.00	\$0.00
25	3003013	7200	\$0.00		\$0.00	\$0.00	\$0.00
25	3003015	7200	\$0.00		\$0.00	\$0.00	\$0.00
25	3003016	7200	\$0.00		\$0.00	\$0.00	\$0.00
25	3003017	7200	\$0.00		\$0.00	\$0.00	\$0.00
25	3003018	7200	\$0.00		\$0.00	\$0.00	\$0.00
25	3003019	7200	\$0.00		\$0.00	\$0.00	\$0.00
25	3003020	7200	\$0.00		\$0.00	\$0.00	\$0.00
25	3003021	7200	\$0.00		\$0.00	\$0.00	\$0.00
25	3009110	4100	\$0.00		(\$234.46)	\$0.00	\$234.46
25	3009120	4100	\$8,000.00	0.07077375	\$566.19	\$487.50	\$6,946.31
25	3009130	4100	\$10,000.00	0	\$0.00	\$5,775.00	\$4,225.00
25	3009140	4100	\$0.00		\$0.00	\$0.00	\$0.00
25	3009160	4100	\$10,000.00	0	\$0.00	\$0.00	\$10,000.00
25	3009170	4100	\$15,000.00	0.15	\$2,250.00	\$2,300.00	\$10,450.00
25	3009180	4100	\$12,339.85	0.01436727	\$177.29	\$2,000.00	\$10,162.56
25	3009201	4100	\$20,000.00	0	\$0.00	\$18,000.00	\$2,000.00
25	3009208	0000	\$2,892.00	0	\$0.00	\$14,292.00	(\$11,400.00)
25	3009208	4100	\$0.00		\$0.00	\$130,192.00	(\$130,192.00)
25	3009250	4100	\$12,849.00	0.00466962	\$60.00	\$9,920.00	\$2,869.00
25	3009253	4300	\$1,275.94	0	\$0.00	\$1,275.94	\$0.00
25	3009254	4300	\$1,924.37	0	\$0.00	\$1,924.37	\$0.00
25	3009258	0000	\$11,723.24	0	\$0.00	\$11,723.24	\$0.00
25	3009258	4100	\$148,154.00	0	\$0.00	\$147,976.00	\$178.00
25	3009302	4500	\$0.00		\$0.00	\$0.00	\$0.00
25	3009303	4600	\$2,700.00	0	\$0.00	\$2,700.00	\$0.00
25	3009304	4600	\$8,500.00	0.17647059	\$1,500.00	\$7,000.00	\$0.00
25	3009313	4100	\$0.00		\$0.00	\$24,000.00	(\$24,000.00)
25	3009334	4300	\$2,000.00	0	\$0.00	\$2,000.00	\$0.00
25	3009390	4600	\$9,000.00	0	\$0.00	\$9,000.00	\$0.00
25	3009403	1200	\$8,000.00	0	\$0.00	\$8,000.00	\$0.00
25	3009410	4500	\$6,560.18	0	\$0.00	\$2,000.00	\$4,560.18
25	4019012	3200	\$0.00		\$0.00	\$0.00	\$0.00
25	4019013	3200	\$0.00		\$0.00	\$0.00	\$0.00
25	4019013	7500	\$0.00		\$0.00	\$0.00	\$0.00
25	4019014	3200	\$34,093.76	0.2001771	\$6,824.79	\$13,358.29	\$13,910.68
25	4019015	3200	\$291,509.66	0.02423583	\$7,064.98	\$31,291.15	\$253,153.53
25	4019023	3200	\$0.00		\$0.00	\$0.00	\$0.00
25	4019023	7500	\$0.00		\$0.00	\$0.00	\$0.00
25	4019024	3200	\$7,740.04	0	\$0.00	\$1,108.42	\$6,631.62
25	4019025	3200	\$11,405.63	0	\$0.00	\$120.00	\$11,285.63
25	4019031	3200	\$0.00		\$0.00	\$0.00	\$0.00
25	4019032	3200	\$0.00		\$0.00	\$0.00	\$0.00
25	4019033	3200	\$0.00		\$0.00	\$0.00	\$0.00
25	4019033	7500	\$0.00		\$0.00	\$0.00	\$0.00
25	4019034	3200	\$41,846.28	0.04057302	\$1,697.83	\$161,239.49	(\$121,091.04)
25	4019035	3200	\$418,680.85	0.13517334	\$56,594.49	\$124,154.41	\$237,931.95
25	4679021	2100	\$0.00		\$0.00	\$0.00	\$0.00
25	4999014	2100	\$0.00		\$3,068.31	\$0.00	(\$3,068.31)
25	4999019	2400	\$0.00		\$0.00	\$0.00	\$0.00
25	4999224	2200	\$3,361.25	0	\$0.00	\$0.00	\$3,361.25
25	5079022	1100	\$0.00		\$0.00	\$0.00	\$0.00
25	5079022	2700	\$0.00		\$0.00	\$0.00	\$0.00
25	5079023	1100	\$475,442.38	0.72544265	\$344,906.18	\$70,735.00	\$59,801.20
25	5079023	2700	\$166,118.00	0.21814012	\$36,237.00	\$129,881.00	\$0.00
25	5079024	1100	\$130,185.99	0.98422649	\$128,132.50	\$2,053.40	\$0.09
25	5079024	1900	\$0.00		\$0.00	\$0.00	\$0.00
25	5079024	2700	\$519,801.40	0.37698475	\$195,957.20	\$293,130.80	\$30,713.40
25	5079121	1100	\$0.00		\$0.00	\$0.00	\$0.00
25	5079121	1900	\$0.00		\$0.00	\$0.00	\$0.00
25	5079121	1900	\$0.00		\$0.00	\$0.00	\$0.00
25	5079121	2200	\$0.00		\$5,000.39	\$0.00	(\$5,000.39)
25	5079121	2700	\$0.00		\$0.00	\$0.00	\$0.00
25	5079121	7400	\$0.00		\$0.00	\$0.00	\$0.00
25	5169023	1200	\$0.00		\$0.00	\$0.00	\$0.00
25	5169023	1200	\$0.00		\$0.00	\$0.00	\$0.00
25	5169023	1200	\$0.00		\$0.00	\$0.00	\$0.00
25	5169023	1200	\$0.00		\$0.00	\$0.00	\$0.00
25	5169023	2100	\$0.00		\$0.00	\$0.00	\$0.00
25	5169023	2100	\$0.00		\$0.00	\$0.00	\$0.00
25	5169023	2100	\$0.00		\$0.00	\$0.00	\$0.00
25	5169023	2100	\$0.00		\$0.00	\$0.00	\$0.00
25	5169023	2200	\$0.00		\$0.00	\$0.00	\$0.00
25	5169023	2400	\$0.00		\$0.00	\$0.00	\$0.00
25	5169023	2400	\$0.00		\$0.00	\$0.00	\$0.00
25	5169023	7400	\$0.00		\$0.00	\$0.00	\$0.00
25	5169024	1200	\$0.00		\$76,261.42	\$0.00	(\$76,261.42)
25	5169024	1200	\$0.00		\$58,467.23	\$0.00	(\$58,467.23)
25	5169024	1200	\$0.00		\$19,989.88	\$0.00	(\$19,989.88)
25	5169024	1200	\$15,006.85	0.04225204	\$634.07	\$0.00	\$14,372.78
25	5169024	2100	\$0.00		\$43,179.87	\$0.00	(\$43,179.87)
25	5169024	2100	\$154.86	151.71419347	\$23,494.46	\$0.00	(\$23,339.60)
25	5169024	2100	\$18,480.00	1	\$18,480.00	\$0.00	\$0.00
25	5169024	2200	\$3,290.00	0	\$0.00	\$0.00	\$3,290.00
25	5169024	2400	\$0.00		\$10,284.35	\$0.00	(\$10,284.35)



Fiscal Year	Fund - Expledger	Function First Two Digits	Fiscal Year Budgeted Amount	% Expensed	Fiscal Year Expense Amount	Fiscal Year Encumbrance Amount	Balance
25	5169024	3200	\$1,275.96	0	\$0.00	\$0.00	\$1,275.96
25	5169025	1200	\$476,295.49	0.03239159	\$15,427.97	\$0.00	\$460,867.52
25	5169025	1200	\$485,826.22	0.03368373	\$16,364.44	\$0.00	\$469,461.78
25	5169025	1200	\$135,116.12	0.03200033	\$4,323.76	\$0.00	\$130,792.36
25	5169025	1200	\$4,581.00	0	\$0.00	\$4,000.00	\$581.00
25	5169025	2100	\$111,933.00	0.09863249	\$11,040.23	\$0.00	\$100,892.77
25	5169025	2100	\$168,537.68	0.0282392	\$4,759.37	\$4,000.00	\$159,778.31
25	5169025	2100	\$29,850.00	0	\$0.00	\$0.00	\$29,850.00
25	5169025	2200	\$44,000.00	0	\$0.00	\$0.00	\$44,000.00
25	5169025	2400	\$67,637.96	0.02507497	\$1,696.02	\$0.00	\$65,941.94
25	5169025	3200	\$33,624.49	0	\$0.00	\$0.00	\$33,624.49
25	5519123	7400	\$0.00		\$0.00	\$0.00	\$0.00
25	5519124	1200	\$726.92	0.37441534	\$272.17	\$0.00	\$454.75
25	5729024	1200	\$88,175.12	0.98083019	\$86,484.82	\$0.00	\$1,690.30
25	5729024	3200	\$874.56	0	\$0.00	\$0.00	\$874.56
25	5729025	1200	\$530,800.78	0.03446568	\$18,294.41	\$0.00	\$512,506.37
25	5729025	3200	\$5,650.79	0	\$0.00	\$5,650.79	\$0.00
25	5729122	1100	\$0.00		\$0.00	\$0.00	\$0.00
25	5729123	1100	\$0.00		\$4,753.18	\$0.00	(\$4,753.18)
25	5729123	7400	\$0.00		\$0.00	\$0.00	\$0.00
25	5729124	1100	\$115,558.29	0.30294798	\$35,008.15	\$0.00	\$80,550.14
25	5729125	1100	\$51,088.02	0.09567018	\$4,887.60	\$4,099.95	\$42,100.47
25	5849023	1100	\$0.00		\$0.00	\$0.00	\$0.00
25	5849023	2200	\$0.00		\$0.00	\$0.00	\$0.00
25	5849023	7400	\$0.00		\$0.00	\$0.00	\$0.00
25	5849024	2200	\$9,973.23	0.59235674	\$5,907.71	\$0.00	\$4,065.52
25	5849024	3200	\$1,980.02	0	\$0.00	\$0.00	\$1,980.02
25	5849025	2200	\$38,497.00	0.04223108	\$1,625.77	\$4,072.21	\$32,799.02
25	5849025	3200	\$4,876.62	0	\$0.00	\$4,876.62	\$0.00
25	5879023	1200	\$0.00		\$0.00	\$0.00	\$0.00
25	5879023	7400	\$0.00		\$0.00	\$0.00	\$0.00
25	5879024	1200	\$6,918.36	0.73307691	\$5,071.69	\$0.00	\$1,846.67
25	5879025	1200	\$44,392.40	0.04162807	\$1,847.97	\$3,300.00	\$39,244.43
25	5879123	1200	\$0.00		\$0.00	\$0.00	\$0.00
25	5909023	2200	\$0.00		\$0.00	\$0.00	\$0.00
25	5909023	3200	\$0.00		\$0.00	\$0.00	\$0.00
25	5909023	7400	\$0.00		\$0.00	\$0.00	\$0.00
25	5909024	2200	\$32,599.18	0.07080209	\$2,308.09	\$0.00	\$30,291.09
25	5909024	3200	\$2,908.82	0	\$0.00	\$647.37	\$2,261.45
25	5909025	2200	\$105,547.59	0.10824046	\$11,424.52	\$19,130.00	\$74,993.07
25	5909025	3200	\$13,370.29	0	\$0.00	\$13,370.29	\$0.00
25	5999023	2700	\$33,990.50	0.0418614	\$1,422.89	\$32,567.61	\$0.00
Totals			\$115,785,014.27				

# GENERAL FUND-TRUE DAYS CASH

Includes Substitute Levy

