

Medina City Schools

Forecast Fund Analysis

March 31, 2024

	2023-2024 Original Estimate (1)	Y-T-D Actual July 2023 - June 2024 (2)	Percent	Variance (3)
Beginning Balance - July 1, 2023		39,972,859.26		0.00
General Fund	25,195,142.69			
Other Funds - Substitute Levy	14,777,716.57			
Revenue	<u>83,685,024.00</u> 83,685,024.00	<u>74,515,081.15</u> 74,515,081.15	<u>89.0%</u>	<u>9,169,942.85</u> 9,169,942.85
Expenditures	93,591,593.00	67,607,490.37	72.2%	25,984,102.63
Encumbrance	851,800.00	3,907,850.14		-3,056,050.14
	<u>94,443,393.00</u>	<u>71,515,340.51</u>		<u>22,928,052.49</u>
Ending Balance - June 30, 2024	29,214,490.26	42,972,599.90		-13,758,109.64

Original Estimate revenue, expenditure and encumbrance taken from May 2022 five-year forecast
Includes May 2018 Substitute Levy

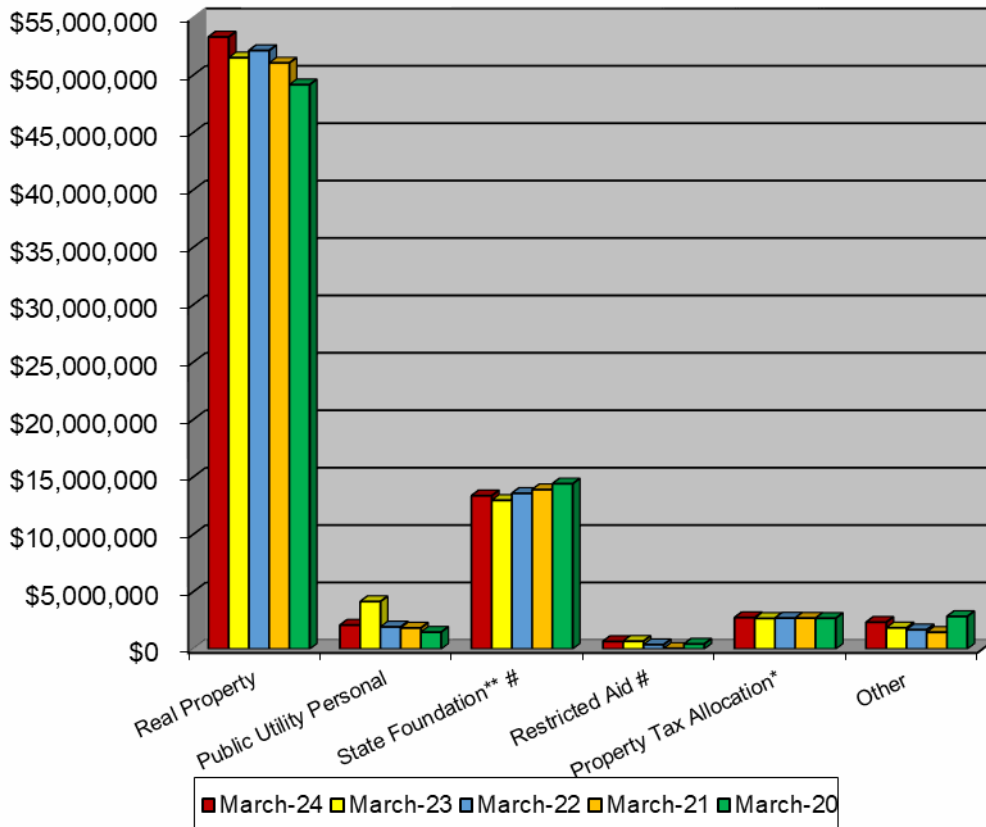
Forecast Funds Summary

March 2024

Revenues

1. Real Property Taxes – Total Real Property Taxes received from the beginning of the fiscal year until March 31, 2024 is \$53,313,965.03. This is an increase of 3.5% above last year's taxes received at this time. \$3,973,360.00 was collected in March.
2. Public Utility Personal Property Taxes – Total Public Utility Personal Property Taxes received from the beginning of the fiscal year until March 31, 2024 is \$2,090,332.14. These monies are distributed upon settlement from the County Auditor. This amount is listed in a separate line for State and five-year forecasting purposes. \$-0- had been transferred in March.
3. State Foundation – State Foundation monies received from the State of Ohio from the beginning of the fiscal year until March 31, 2024 total \$13,357,954.41. This is an increase of 3.1% above last year's foundation money received at this time. \$1,390,215.54 was collected in March.
4. Restricted Aid – Restricted Aid monies are for Career Tech funding and Economically Disadvantaged Students. We have added e-Rate funding as well because these funds are restrictive to technology. Monies received from the beginning of the fiscal year until March 31, 2024 total \$666,752.91. \$73,086.73 was collected in March.
5. Homestead and Rollback – Monies received from the State of Ohio from the beginning of the fiscal year until March 31, 2024 total \$2,745,184.72. Receipts are based upon the real property taxes collected and Homestead filings with the County Auditor.
6. Other – Other monies received from the beginning of the fiscal year until March 31, 2024 total \$2,340,891.94. This is an increase of 26.7% above last year at this time. \$314,944.64 was collected in March.

Forecast Fund Revenue



	March-24	March-23	March-22	March-21	March-20	Current Forecast
Real Property	\$53,313,965	\$51,501,614	\$52,130,559	\$51,044,832	\$49,151,229	\$52,725,316
Public Utility Personal	\$2,090,332	\$4,137,682	\$1,931,103	\$1,837,573	\$1,474,378	\$4,234,262
State Foundation** #	\$13,357,954	\$12,954,689	\$13,565,629	\$13,889,184	\$14,395,762	\$17,426,501
Restricted Aid #	\$666,753	\$683,027	\$388,586	\$62,144	\$440,398	\$862,903
Property Tax Allocation*	\$2,745,185	\$2,674,971	\$2,704,436	\$2,695,062	\$2,680,748	\$5,475,462
Other	\$2,340,892	\$1,847,544	\$1,680,220	\$1,464,231	\$2,840,444	\$4,292,461
Total	\$74,515,081	\$73,799,527	\$72,400,533	\$70,993,027	\$70,982,959	\$85,016,905
State %	22.5%	22.1%	23.0%	23.4%	24.7%	

* Includes Homestead/Rollback, Tangible Personal Property Tax Fixed Rate Loss Reimbursement and Electric Deregulation.
 ** Includes Casino Revenue in State Foundation beginning January 2013 and Economic Disadvantaged Funding in November 2013.
 # Encompasses the Fair School Funding Plan as of January 2022

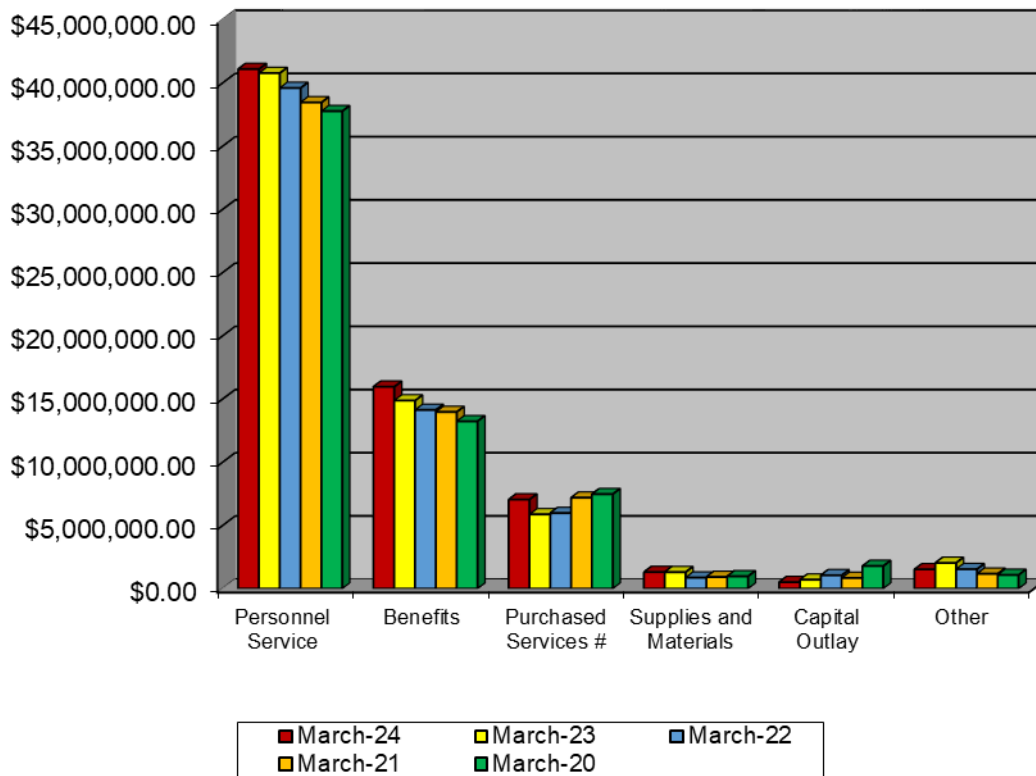
Forecast Funds Summary

March 2024

Expenditures

1. Personnel Services– The costs for personnel services for the School District from the beginning of the fiscal year until March 31, 2024 was \$41,094,813.08. This was an increase of 0.8% above last year at this time. \$6,286,032.47 was spent in March.
2. Benefits – The cost for benefits for the School District from the beginning of the fiscal year until March 31, 2024 was \$15,966,580.17. This was an increase of 7.4% above last year at this time. \$1,853,404.90 was spent in March.
3. Purchased Services – The cost for purchased services for the district from the beginning of the fiscal year until March 31, 2024 total \$7,048,802.61. This was a 20.0% increase above last year at this time. \$666,631.22 was spent in March.
4. Supplies and Materials – The cost for supplies and materials for the district from the beginning of the fiscal year until March 31, 2024 total \$1,308,066.25. This was a 0.4% increase above last year at this time. \$19,852.10 was spent in March.
5. Capital Outlay – The cost for capital outlay for the district from the beginning of the fiscal year until March 31, 2024 total \$513,725.06. This was a 27.0% decrease below last year at this time. \$14,618.55 was spent in March.
6. Other – The cost of other expenditures excluding transfers for the district was \$1,525,153.20 for the fiscal year until March 31, 2024. This was a 24.9% decrease below last year at this time. \$102,122.16 spent in March.

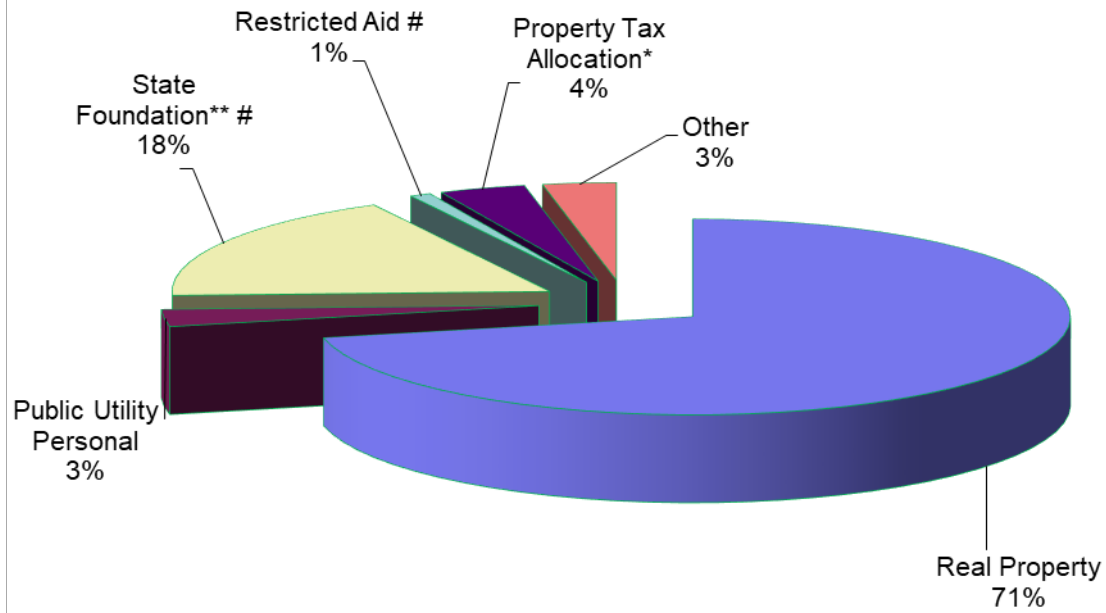
Forecast Fund Expenditures



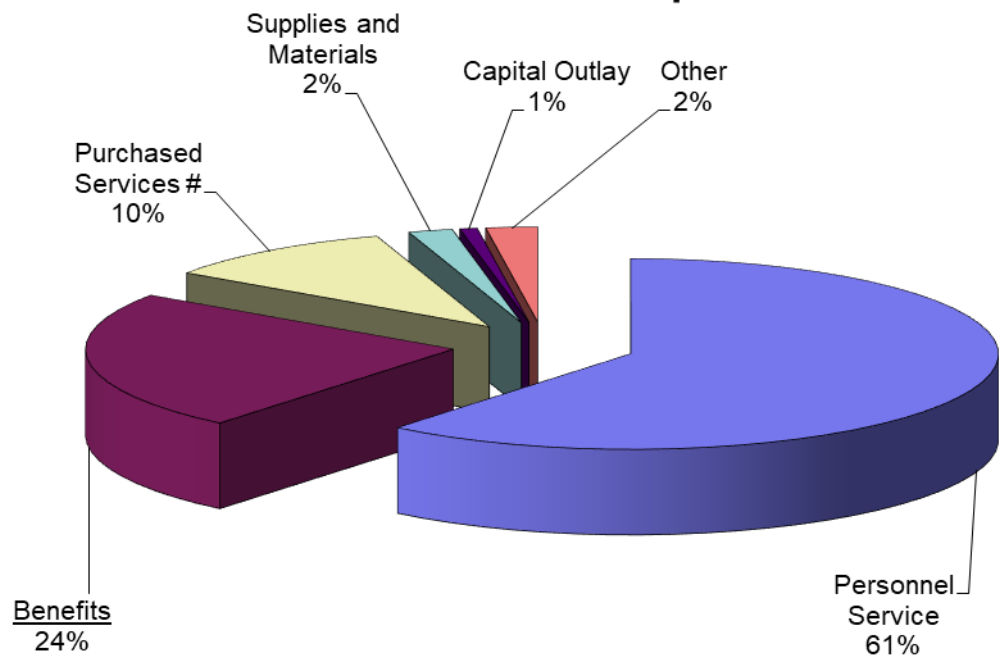
	March-24	March-23	March-22	March-21	March-20	Current Forecast
Personnel Service	\$41,094,813.08	\$40,770,429	\$39,599,330	\$38,458,872	\$37,764,580	\$58,584,346
Benefits	\$15,966,580.17	\$14,873,220	\$14,133,699	\$13,969,987	\$13,233,434	\$21,520,557
Purchased Services #	\$7,048,802.61	\$5,873,149	\$5,976,873	\$7,190,961	\$7,471,121	\$8,505,870
Supplies and Materials	\$1,308,066.25	\$1,303,048	\$870,695	\$920,713	\$973,773	\$1,244,205
Capital Outlay	\$513,725.06	\$703,887	\$1,053,715	\$838,415	\$1,788,113	\$1,207,052
Other	\$1,525,153.20	\$2,031,230	\$1,535,243	\$1,173,959	\$1,082,738	\$2,287,076
Transfers and Adv., Etc.	\$150,350.00	\$480,680	\$439,213	\$428,544	\$427,757	\$820,835
Other than Debt						
Total	\$67,607,490.37	\$66,035,644	\$63,608,766	\$62,981,451	\$62,741,515	\$94,169,941

Reduced with Fair School Funding Plan in January 2022

Current Forecast Fund Revenue



Current Forecast Fund Expenditures



	02/02/24	02/16/24	03/01/24	03/15/24	03/29/24	Last Five Pay Variance
FOOD SERVICE	\$30,229.20	\$30,229.20	\$30,229.20	\$29,379.21	\$29,379.21	-2.89%
TRANSPORTATION	\$46,139.46	\$46,139.46	\$46,139.46	\$46,139.46	\$46,139.46	0.00%
IPP	\$90,165.55	\$90,165.55	\$90,194.40	\$96,592.76	\$90,024.17	-0.16%
SECRETARY	\$43,574.41	\$43,574.41	\$43,761.08	\$43,761.08	\$43,761.08	0.43%
MEDIA IPP	\$10,884.69	\$10,884.69	\$10,884.69	\$10,884.69	\$10,884.69	0.00%
12 MONTH	137,490.16	134,927.47	133,558.12	131,890.98	\$131,769.71	-4.34%
PREVENTION COORDINATORS	\$10,277.42	\$10,277.42	\$10,277.42	\$10,277.42	\$10,277.42	0.00%
ADMIN	\$29,267.18	\$29,267.18	\$29,267.18	\$29,267.18	\$29,267.18	0.00%
TEACHERS	1,512,765.91	1,512,765.91	1,512,765.91	1,512,765.91	\$1,512,765.91	0.00%
CERTIFIED 204:	\$7,840.41	\$7,840.41	\$7,840.41	\$7,840.41	\$7,840.41	0.00%
ASST PRINCIPAL	\$24,223.89	\$24,223.89	\$24,223.89	\$24,223.89	\$24,223.89	0.00%
CERT 12 MNTH- admin certified	\$28,953.44	\$28,953.44	\$28,953.44	\$28,953.44	\$28,953.44	0.00%
CERTIFIED 219- PRINCIPALS	\$72,063.09	\$72,063.09	\$72,063.09	\$72,063.09	\$72,063.09	0.00%
CERTIFIED 194:	\$7,969.45	\$7,969.45	\$7,969.45	\$7,969.45	\$7,969.45	0.00%
PSYCHS	\$29,963.00	\$29,963.00	\$29,963.00	\$29,963.00	\$29,963.00	0.00%



Medina City Schools

MARCH**MONTH END BANK ACCOUNT BALANCES:**

OPERATING ACCOUNT - HUNTINGTON	\$ 2,207,813.94
FLEX ACCOUNT - HUNTINGTON	\$ 74,775.89
WORKERS COMP (ZBA) - HUNTINGTON	\$ -
WESTFIELD BANK	\$ 15,000.00
WESTFIELD BANK COMMERCIAL CHECKING	\$ 3,410,365.43
STAR OHIO - GENERAL	\$ 18,913,024.88
JP Morgan / Metlife Claims	\$ 19,420.74
RED TREE INVESTMENTS - GENERAL	\$ 20,541,834.98
MULTISECURITIES FIXED	\$ 12,325,000.00
MULTISECURITIES CASH FUND DEPOSITS	\$ 536,892.53
5/3RD BANK	\$ 7,800,981.90
T. ROWE PRICE Hoffman-Collins	\$ 335,640.01
DWS -Hoffman- Collins	\$ 489,449.39
DWS - Bushman	\$ 8,004.77
Kanehl Stocks	\$ 3,437.61
TOTAL BANK BALANCES	\$ 66,681,642.07

PETTY CASH/CHANGE FUND:

PETTY CASH	\$ -
TOTAL PETTY CASH/CHANGE FUND	\$ -

DEPOSITS IN TRANSIT:

	\$ 484,000.00	5/3rd Money Market h
TOTAL DEPOSITS IN TRANSIT	\$ 484,000.00	

OUTSTANDING CHECKS:

OPERATING ACCOUNT - HUNTINGTON:	
CHECKS	(103,338.93)
EFT-MEMO CKS	(251,632.56)
Workers Comp Outstanding Checks	(12,268.48) SHEAKLEY
Flex Outstanding Checks	(749.35)
PAYROLL ACCOUNT - HUNTINGTON:	
CHECKS	(90,944.66) 1019204:1019214
EFTS	(441,080.19) A10102-62875.24
TOTAL OUTSTANDING CHECKS	\$ (900,014.17)

MISCELLANEOUS ADJUSTMENTS:

QTRLY TAXES	125.00	e. pettway void re issu
DO NOT RECEIPT	(400.00)	PAYROLL VOID FED ME
ADJUSTMENTS IN TRANSIT		

TOTAL LIABILITIES ADJUSTMENTS \$ (275.00)**TOTAL BANK BALANCE \$ 66,265,352.90****PER FINSUM (eFP) \$ 66,265,352.90 POST PAYROLL****Difference \$ -**

Medina City School District

Sales Tax Update

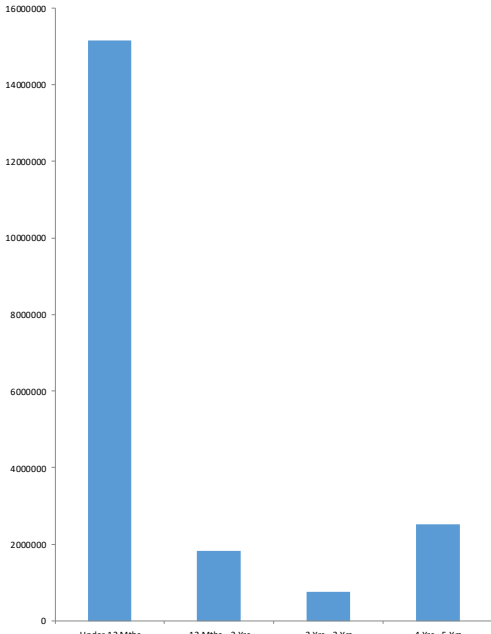
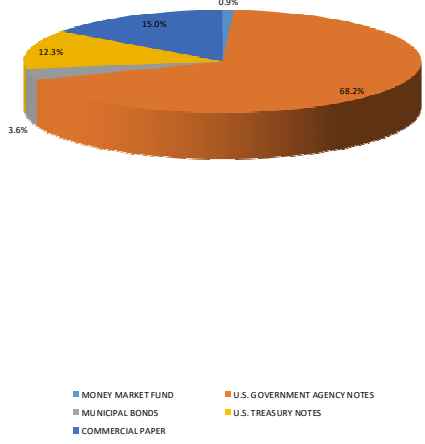
Date	Sales Tax Description	Receipts	Expenditures	Balance
July 1, 2023	Beginning Balance (071) Sales Tax and (002-9012) Bond			\$3,479,546.49
July	Sales Tax Distribution	\$975,501.22		\$4,455,047.71
	Summer Paving Project Consulting Services		\$8,340.21	\$4,446,707.50
	MHS Gym Scoreboards		\$76,218.00	\$4,370,489.50
	Summer Paving Project		\$10,089.92	\$4,360,399.58
	Roofing Project		\$30,449.70	\$4,329,949.88
	Asphalt Overlay and Removal		\$57,617.00	\$4,272,332.88
	Compressor for Walk In Freezer Claggett		\$3,865.00	\$4,268,467.88
	Fleet Master Lease Agreement		\$7,496.46	\$4,260,971.42
August	Summer Paving Project Consulting Services		\$32,605.42	\$4,228,366.00
	Roof Replacement Project Consulting Services		\$9,830.14	\$4,218,535.86
	Scoreboard Booster Payment		(\$30,487.20)	\$4,249,023.06
	Pickleball Court Construction		\$104,754.00	\$4,144,269.06
	Pickleball Court Construction - City Payment		(\$25,872.50)	\$4,170,141.56
	Pickleball Court Construction - City Payment		(\$22,000.00)	\$4,192,141.56
	District Paving 2023		\$248,623.91	\$3,943,517.65
	Roof Replacement Project		\$217,260.00	\$3,726,257.65
	Roofing Project 2022		\$89,719.79	\$3,636,537.86
	Fleet Master Lease Agreement		\$7,471.46	\$3,629,066.40
September	Summer Paving Project Consulting Services		\$263.30	\$3,628,803.10
	Digital Message Center Sign		\$4,210.75	\$3,624,592.35
	Summer Paving Project		\$15,000.00	\$3,609,592.35
	Pickleball Court Construction		\$37,284.00	\$3,572,308.35
	Pickleball Court Construction - City Payment		(\$52,377.00)	\$3,624,685.35
	Fleet Master Lease Agreement		\$7,351.97	\$3,617,333.38
October	Sales Tax Distribution	\$1,129,124.90		\$4,746,458.28
	MHS Scoreboards		\$68,596.20	\$4,677,862.08
	Pickleball Court Construction - City Payment		(\$18,642.00)	\$4,696,504.08
	Roof Replacement Project		\$166,071.03	\$4,530,433.05
	Scoreboard Booster Payment		(\$27,231.47)	\$4,557,664.52
November	COP's Principal and Interest		\$1,370,657.68	\$3,187,006.84
	Masonry Repairs Blake		\$8,760.00	\$3,178,246.84
	District Paving 2023		\$47,863.86	\$3,130,382.98
December	Heritage Renovation Consulting		\$34,320.00	\$3,096,062.98
	Fleet Master Lease Agreement		\$7,717.28	\$3,088,345.70
January 2024	Sales Tax Distribution	\$1,101,247.74		\$4,189,593.44
	Roof Replacement Project		\$67,659.11	\$4,121,934.33
	Walk In Cooler/Freezer at Blake		\$64,250.00	\$4,057,684.33
	Fleet Master Lease Agreement		\$7,714.35	\$4,049,969.98
February	Heritage Renovation Consulting		\$34,320.00	\$4,015,649.98
	Fleet Master Lease Agreement		\$7,717.28	\$4,007,932.70
March	Heritage Renovation Consulting		\$35,360.00	\$3,972,572.70
	Window Repair at MHS		\$6,528.00	\$3,966,044.70
	Fleet Master Lease Agreement		\$22,043.28	\$3,944,001.42
	Fiscal Year Totals	\$3,205,873.86	\$2,741,418.93	

Medina City School District

Recreation Center

Date	Description	District Revenue	District Expenses	City Reimbursements	Total Balance
July 1, 2022	Beginning Balance (003-9001)				\$ 243,131.08
July	Rec Center Expansion Project		\$2,550.00		\$ 240,581.08
	Deposit in Error			\$22,000.00	\$ 262,581.08
	Natatorium Upgrade Project		\$105,800.00		\$ 156,781.08
August	Rec Center Expansion Project		\$2,550.00		\$ 154,231.08
	Consulting Services for Natatorium Upgrade Project		\$1,950.00		\$ 152,281.08
	Error Correction			-\$22,000.00	\$ 130,281.08
	Natatorium Upgrade Project		\$282,049.00		\$ (151,767.92)
September	Rec Center Expansion Project		\$2,550.00		\$ (154,317.92)
	Labor and Materials to Replair Severed Pipes in Pool		\$6,122.00		\$ (160,439.92)
October	Consulting Services for Natatorium Upgrade Project		\$1,050.00		\$ (161,489.92)
	Rec Center Expansion Project		\$2,550.00		\$ (164,039.92)
	Labor and Materials to Replair Severed Pipes in Pool			\$3,061.00	\$ (160,978.92)
	Natatorium Upgrade Project		\$184,287.00		\$ (345,265.92)
November	Rec Center Expansion Project		\$1,700.00		\$ (346,965.92)
December	Rec Center Expansion Project		\$1,700.00		\$ (348,665.92)
	Consulting Services for Natatorium Upgrade Project		\$750.00		\$ (349,415.92)
	New Batting Cage		\$1,800.00		\$ (351,215.92)
	New Batting Cage			\$900.00	\$ (350,315.92)
	Fire Alarm Service		\$3,030.10		\$ (353,346.02)
	Natatorium Upgrade Project		\$121,923.66		\$ (475,269.68)
	Natatorium Repaint Targets & Color LED Lights		\$9,749.20		\$ (485,018.88)
	Natatorium Deck Drain Replacement		\$77,183.40		\$ (562,202.28)
January 2024	Transfer from 001	\$130,000.00			\$ (432,202.28)
	Natatorium Upgrade Project			\$23,000.00	\$ (409,202.28)
	Fire Alarm Service		\$347.06		\$ (409,549.34)
	Fire Alarm Service			\$3,030.10	\$ (406,519.24)
	Natatorium Upgrade Project		\$119,341.34		\$ (525,860.58)
February	Hot Tub		\$3,710.00		\$ (529,570.58)
	Curtain Replacement		\$7,900.00		\$ (537,470.58)
March	Hot Tub			\$1,855.00	\$ (535,615.58)
	Fire Alarm Service			\$347.06	\$ (535,268.52)
	Curtain Replacement			\$3,950.00	\$ (531,318.52)
	Natatorium Upgrade Project			\$476,716.40	\$ (54,602.12)
Total Revenues, Expenditures and Reimbursements		\$ 130,000.00	\$ 940,592.76	\$ 512,859.56	

Monthly Investment Summary
Medina City School District
US Bank Custodian Acct Ending x70982
 March 31, 2024

Monthly Cash Flow Activity		Market Value Summary				
From 02-29-24 through 03-31-24						
Beginning Book Value	20,524,627.20					
Contributions	0.00					
Withdrawals	0.00					
Realized Gains/Losses	872.12					
Gross Interest Earnings	16,335.66					
Ending Book Value	20,541,834.98					
		Security Type	Market Value	Pct. Assets	Avg Yield at Cost	Wght Avg Mat
		Money Market Fund				
		MONEY MARKET FUND	187,549.67	0.9	5.18	0.00
		Fixed Income				
		MUNICIPAL BONDS	739,872.50	3.6	0.83	1.29
		U.S. GOVERNMENT AGENCY NOTES	13,872,321.93	67.8	2.56	1.00
		U.S. TREASURY NOTES	2,494,010.94	12.2	4.81	2.13
		Accrued Interest	98,831.05	0.5		
		Commercial Paper				
		COMMERCIAL PAPER	3,056,791.70	14.9	5.79	0.25
		TOTAL PORTFOLIO	20,449,377.79	100.0	3.29	1.03
Maturity Distribution		Security Type Allocation				
Distribution by Maturity 						

Disclosures:

RedTree's internal accounting system is used as the source of the market value of this account. Although obtained from a source believed to be reliable, we cannot guarantee its accuracy. You should review all account statements provided by the custodian and compare with the statements provided by RedTree.

Questions? Call 888.596.2293 or email info@redtreeinv.com

Portfolio Holdings Report
Medina City School District
US Bank Custodian Acct Ending x70982
March 31, 2024

Quantity	Cusip	Security Description	Moody's	S&P	Cost Basis	Market Value	Yield at Cost	Wtd Maturity	Purchase Date
U.S. GOVERNMENT AGENCY NOTES									
1,200,000	3133EMGF3	Federal Farm Credit Bank 0.350% Due 05-16-24	Aaa	AA+	1,197,900.00	1,192,101.54	0.40	0.13	11-19-20
375,000	3133ENWP1	Federal Farm Credit Bank 2.625% Due 05-16-24	Aaa	AA+	373,519.87	373,724.25	5.49	0.13	03-27-24
1,000,000	3130A1XJ2	Federal Home Ln Bank 2.875% Due 06-14-24	Aaa	AA+	993,770.00	995,163.95	5.39	0.20	03-15-24
1,000,000	3130AT4D6	Federal Home Ln Bank 3.375% Due 06-14-24	Aaa	AA+	994,331.00	996,009.30	5.43	0.20	03-05-24
115,000	3130ANMM9	Federal Home Ln Bank 0.540% Due 08-26-24	Aaa	AA+	115,000.00	112,701.97	0.54	0.40	08-26-21
750,000	3130ANX88	Federal Home Ln Bank 0.500% Due 09-27-24	Aaa	AA+	749,775.00	732,517.42	0.51	0.48	09-27-21
1,500,000	3130ALQV9	Federal Home Ln Bank 0.570% Due 09-30-24	Aaa	AA+	1,500,000.00	1,466,288.98	0.57	0.49	03-30-21
500,000	3130ALTH7	Federal Home Ln Bank 0.510% Due 09-30-24	Aaa	AA+	500,000.00	488,615.88	0.51	0.49	03-30-21
415,000	3130AKDS2	Federal Home Ln Bank 0.390% Due 10-28-24	Aaa	AA+	415,402.55	403,704.03	0.36	0.56	02-19-21
1,000,000	3135G06E8	Federal Natl Mtg Assoc 0.420% Due 11-18-24	Aaa	AA+	998,250.00	969,989.84	0.46	0.62	11-18-20
1,065,000	3133EPWP6	Federal Farm Credit Bank 5.500% Due 11-25-24	Aaa	AA+	1,064,829.60	1,067,409.39	5.52	0.62	09-25-23
1,200,000	3133EMER9	Federal Farm Credit Bank 0.470% Due 01-27-25	Aaa	AA+	1,198,620.00	1,154,396.62	0.50	0.80	10-29-20
600,000	3130AV7L0	Federal Home Ln Bank 5.000% Due 02-28-25	Aaa	AA+	595,584.00	599,142.26	5.57	0.88	10-20-23
250,000	3130AWLY4	Federal Home Ln Bank 5.125% Due 06-13-25	Aaa	AA+	249,855.00	250,467.71	5.16	1.14	08-24-23
800,000	3134GXDM3	Federal Home Ln Mtg 0.620% Due 12-01-25	Aaa	AA+	799,400.00	745,717.62	0.64	1.62	12-02-20
380,000	3134GXHD9	Federal Home Ln Mtg 0.700% Due 12-23-25	Aaa	AA+	380,000.00	354,343.02	0.70	1.68	12-23-20
500,000	3130AKZ25	Federal Home Ln Bank 0.650% Due 02-26-26	Aaa	AA+	500,000.00	462,729.65	0.65	1.85	02-26-21
200,000	3133EPWK7	Federal Farm Credit Bank 4.500% Due 09-22-28	Aaa	AA+	198,250.20	201,711.08	4.70	4.02	09-29-23
300,000	3134H1ES8	Federal Home Ln Mtg 6.000% Due 09-27-28	Aaa	AA+	300,000.00	299,620.86	6.00	3.88	09-29-23
725,000	3133EPZN8	Federal Farm Credit Bank 5.000% Due 10-24-28	Aaa	AA+	724,463.50	746,233.58	5.02	3.98	10-24-23
260,000	3130B07A1	Federal Home Ln Bank 6.000% Due 03-21-29	Aaa	AA+	260,000.00	259,732.98	6.00	4.24	03-21-24
	Accrued Interest					73,673.64			
					14,108,950.72	13,945,995.57	2.56	1.00	
MUNICIPAL BONDS									
500,000	677581JB7	State of Ohio, OH REV 0.520% Due 12-15-24	Aa2	AA	500,000.00	483,535.00	0.52	0.69	06-08-21
250,000	668180CW0	Northwestern LSD, OH GO 5.820% Due 12-01-26	Aa2		304,310.00	256,337.50	1.42	2.41	10-12-21
	Accrued Interest					5,615.56			
					804,310.00	745,488.06	0.83	1.29	
U.S. TREASURY NOTES									
1,000,000	912828WJ5	US Treasury Note 2.500% Due 05-15-24	Aaa	AA+	975,546.88	996,530.47	5.39	0.12	06-30-23

Disclosures:

RedTree's internal accounting system is used as the source of the market value of this account. Although obtained from a source believed to be reliable, we cannot guarantee its accuracy. You should review all account statements provided by the custodian and compare with the statements provided by RedTree.

Questions? Call 888.596.2293 or email info@redtreeinv.com

Portfolio Holdings Report
Medina City School District
US Bank Custodian Acct Ending x70982
March 31, 2024

Quantity	Cusip	Security Description	Moody's	S&P	Cost Basis	Market Value	Yield at Cost	Wtd Maturity	Purchase Date
500,000	91282CHM6	US Treasury Note 4.500% Due 07-15-26	Aaa	AA+	499,003.91	499,394.53	4.59	2.13	02-29-24
500,000	91282CHQ7	US Treasury Note 4.125% Due 07-31-28	Aaa	AA+	495,429.69	497,148.44	4.35	3.90	02-29-24
500,000	91282CKD2	US Treasury Note 4.250% Due 02-28-29	Aaa	AA+	498,554.69	500,937.50	4.31	4.38	02-29-24
Accrued Interest						19,541.85			
					2,468,535.17	2,513,552.79	4.81	2.13	
COMMERCIAL PAPER									
500,000	46640PD18	JP Morgan 0.000% Due 04-01-24	P-1	A-1	479,000.00	499,702.50	5.85	0.00	07-06-23
250,000	89233GDG8	Toyota Motor Credit 0.000% Due 04-16-24	P-1	A-1+	239,563.19	249,300.50	5.90	0.04	07-25-23
250,000	13608ADK9	Canadian Imp Holdings 0.000% Due 04-19-24	P-1	A-1	239,425.00	249,185.00	5.89	0.05	07-24-23
250,000	89233GEQ5	Toyota Motor Credit 0.000% Due 05-24-24	P-1	A-1+	239,426.80	247,894.50	5.91	0.15	08-29-23
450,000	89233GFE1	Toyota Motor Credit 0.000% Due 06-14-24	P-1	A-1+	431,102.76	444,807.00	5.87	0.21	09-19-23
1,000,000	63307LH87	National Bank of Canada 0.000% Due 08-08-24	P-1	A-1	958,305.00	980,319.00	5.82	0.35	11-13-23
400,000	89119AM39	TD USA 0.000% Due 12-03-24	P-1	A-1+	385,666.67	385,583.20	5.35	0.66	03-28-24
					2,972,489.42	3,056,791.70	5.79	0.25	
MONEY MARKET FUND									
	USBMMF	First American Treasury Obligations Fund			187,549.67	187,549.67	5.18		
TOTAL PORTFOLIO					20,541,834.98	20,449,377.79	3.29	1.03	

Disclosures:

RedTree's internal accounting system is used as the source of the market value of this account. Although obtained from a source believed to be reliable, we cannot guarantee its accuracy. You should review all account statements provided by the custodian and compare with the statements provided by RedTree.

Questions? Call 888.596.2293 or email info@redtreeinv.com

Monthly Activity Reports
Medina City School District
US Bank Custodian Acct Ending x70982
 From 03-01-24 Through 03-31-24

GROSS INTEREST INCOME

Ex-Date	Pay-Date	Security	Amount
U.S. GOVERNMENT AGENCY NOTES			
03-05-24	03-05-24	Federal Home Ln Bank 3.375% Due 06-14-24	-7,593.75
03-13-24	03-15-24	Federal Home Ln Bank 2.875% Due 06-14-24	-7,267.36
03-18-24	03-18-24	Federal Farm Credit Bank 0.300% Due 03-18-24	360.00
03-22-24	03-22-24	Federal Farm Credit Bank 4.500% Due 09-22-28	4,500.00
03-27-24	03-27-24	Federal Home Ln Bank 0.500% Due 09-27-24	1,875.00
03-26-24	03-27-24	Federal Farm Credit Bank 2.625% Due 05-16-24	-3,582.03
03-27-24	03-27-24	Federal Home Ln Mtg 6.000% Due 09-27-28	8,900.00
			-2,808.14
U.S. TREASURY NOTES			
03-15-24	03-15-24	US Treasury Note 0.250% Due 03-15-24	1,187.50
03-25-24	03-28-24	US Treasury Note 0.375% Due 04-15-24	929.82
			2,117.32
COMMERCIAL PAPER			
03-26-24	03-26-24	Royal Bank of Canada (RBC) 0.000% Due 03-26-24	16,074.00
MONEY MARKET FUND			
03-01-24	03-01-24	First American Treasury Obligations Fund	952.48
GROSS INCOME			16,335.66

Disclosures:

RedTree's internal accounting system is used as the source of the market value of this account. Although obtained from a source believed to be reliable, we cannot guarantee its accuracy. You should review all account statements provided by the custodian and compare with the statements provided by RedTree.

Questions? Call 888.596.2293 or email info@redtreeinv.com

Purchase and Sale
Medina City School District
US Bank Custodian Acct Ending x70982
 From 03-01-24 Through 03-31-24

Trade Date	Settle Date	Quantity	Security	Unit Price	Amount
PURCHASES					
03-26-2024	03-27-2024	375,000	Federal Farm Credit Bank 2.625% Due 05-16-24	99.61	373,519.87
03-05-2024	03-05-2024	1,000,000	Federal Home Ln Bank 3.375% Due 06-14-24	99.43	994,331.00
03-13-2024	03-15-2024	1,000,000	Federal Home Ln Bank 2.875% Due 06-14-24	99.38	993,770.00
03-21-2024	03-21-2024	260,000	Federal Home Ln Bank 6.000% Due 03-21-29	100.00	260,000.00
03-28-2024	03-28-2024	400,000	TD USA 0.000% Due 12-03-24	96.42	385,666.67
					3,007,287.54
SALES					
03-18-2024	03-18-2024	240,000	Federal Farm Credit Bank 0.300% Due 03-18-24	100.00	240,000.00
03-26-2024	03-26-2024	380,000	Royal Bank of Canada (RBC) 0.000% Due 03-26-24	100.00	380,000.00
03-15-2024	03-15-2024	950,000	US Treasury Note 0.250% Due 03-15-24	100.00	950,000.00
03-25-2024	03-28-2024	550,000	US Treasury Note 0.375% Due 04-15-24	99.76	548,689.45
					2,118,689.45

Disclosures:

RedTree's internal accounting system is used as the source of the market value of this account. Although obtained from a source believed to be reliable, we cannot guarantee its accuracy. You should review all account statements provided by the custodian and compare with the statements provided by RedTree.

Questions? Call 888.596.2293 or email info@redtreeinv.com

Realized Gains/Losses
Medina City School District
US Bank Custodian Acct Ending x70982
 From 03-01-24 Through 03-31-24

Open Date	Close Date	Quantity	Security	Cost Basis	Proceeds	Gain Or Loss	
						Short Term	Long Term
08-09-2021	03-15-2024	950,000	US Treasury Note 0.250% Due 03-15-24	948,033.21	950,000.00		1,966.79
04-27-2021	03-18-2024	240,000	Federal Farm Credit Bank 0.300% Due 03-18-24	239,805.60	240,000.00		194.40
09-20-2021	03-28-2024	550,000	US Treasury Note 0.375% Due 04-15-24	549,978.52	548,689.45		-1,289.07
TOTAL GAINS						0.00	2,161.19
TOTAL LOSSES						0.00	-1,289.07
				1,737,817.33	1,738,689.45	0.00	872.12
TOTAL REALIZED GAIN/LOSS		872.12					

Disclosures:

RedTree's internal accounting system is used as the source of the market value of this account. Although obtained from a source believed to be reliable, we cannot guarantee its accuracy. You should review all account statements provided by the custodian and compare with the statements provided by RedTree.

Questions? Call 888.596.2293 or email info@redtreeinv.com

ENV# CEBQCPSZBBMSZBD_BBBBB
FIFTH THIRD SECURITIES, INC.
MD 1M0B2A
5050 KINGSLEY DRIVE
CINCINNATI, OH 45263



MEDINA CITY SCHOOLS
DAVID CHAMBERS
739 WEYMOUTH RD
MEDINA OH 44256

STATEMENT FOR THE PERIOD MARCH 1, 2024 TO MARCH 31, 2024

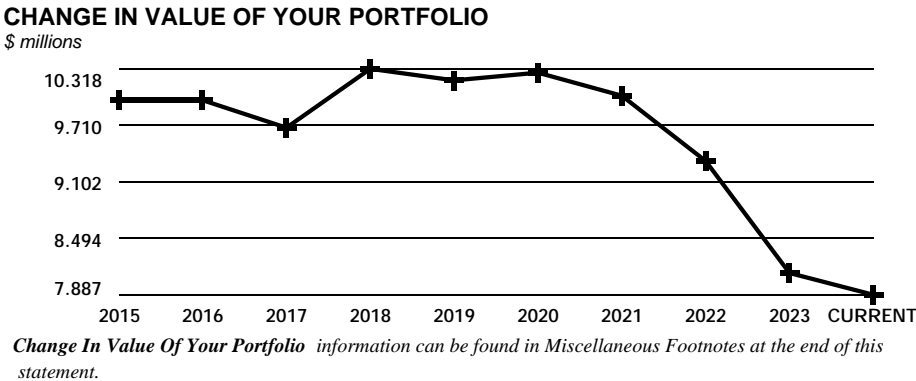
MEDINA CITY SCHOOLS - Corporation
Account Number: [REDACTED]

BEGINNING VALUE OF YOUR PORTFOLIO	\$7,873,650.25
TOTAL VALUE OF YOUR PORTFOLIO	\$7,886,731.05

For questions about your accounts:
In-State: 614 744 5496
National: 888 889 1025

By the courtesy of:
Carter & Savage

FOR YOUR INFORMATION
Fifth Third Securities, Inc. Investments offered through Fifth Third Securities, Inc., member
FINRA/SIPC



Fifth Third Securities, Inc.

Statement for the Period March 1, 2024 to March 31, 2024

MEDINA CITY SCHOOLS - Corporation
Account Number: [REDACTED]



Account Overview

CHANGE IN ACCOUNT VALUE	Current Period	Year-to-Date
BEGINNING VALUE	\$7,873,650.25	\$8,125,004.49
Additions and Withdrawals	(\$1,997.99)	(\$275,515.65)
Misc. & Corporate Actions	\$0.00	\$0.00
Income	\$1,997.99	\$26,515.65
Taxes, Fees and Expenses	\$0.00	\$0.00
Change in Value	\$13,080.80	\$10,726.56
ENDING VALUE (AS OF 03/31/24)	\$7,886,731.05	\$7,886,731.05

Refer to Miscellaneous Footnotes for more information on Change in Value.

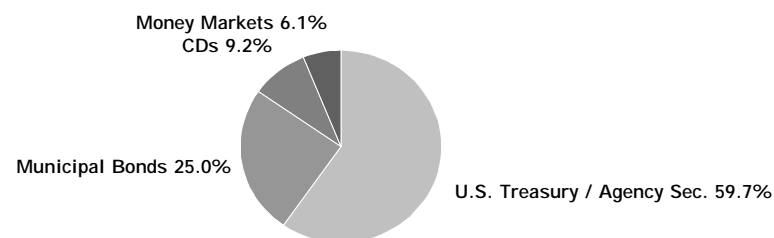
INCOME	Current Period	Year-to-Date
TAXABLE		
Taxable Dividends	\$1,046.16	\$2,828.93
Taxable Interest	\$951.83	\$23,686.72
TOTAL TAXABLE	\$1,997.99	\$26,515.65
TOTAL INCOME	\$1,997.99	\$26,515.65

Taxable income is determined based on information available to NFS at the time the statement was prepared, and is subject to change. Final information on taxation of interest and dividends is available on Form 1099-Div, which is mailed in February of the subsequent year.

MESSAGES AND ALERTS

Customers wishing to learn more about their investment professional can contact the FINRA BrokerCheck Hotline Number at 1-800-289-9999 or visit the FINRA Regulation website www.finra.org. Customers can also obtain an investor brochure that includes information describing the FINRA BrokerCheck program by contacting Brokerage Operations 1-888-889-1025.

ACCOUNT ALLOCATION



	Percent	Prior Period	Current Period
Money Markets	6.1 %	\$249,000.00	\$484,000.00
CDs	9.2	\$956,945.85	\$723,643.90
Municipal Bonds	25.0	\$1,963,518.90	\$1,969,295.90
U.S. Treasury / Agency Sec.	59.7	\$4,704,185.50	\$4,709,791.25
TOTAL	100.0 %	\$7,873,650.25	\$7,886,731.05

Account Allocation shows the percentage that each asset class represents of your total account value. Account Allocation for equities, fixed income, and other categories may include mutual funds and may be net of short positions. NFS has made assumptions concerning how certain mutual funds are allocated. Closed-end mutual funds and Exchange Traded Products (ETPs) listed on an exchange may be included in the equity allocation. The chart may not reflect your actual portfolio allocation. Consult your broker/dealer prior to making investment decisions.

Statement for the Period March 1, 2024 to March 31, 2024

MEDINA CITY SCHOOLS - Corporation
Account Number: [REDACTED]



Account Overview *continued*

MESSAGES AND ALERTS *continued*

Please note that the FDIC insured deposit at Fifth Third Bank under the Fifth Third BD Program is not covered by SIPC. The FDIC insured deposit is eligible for FDIC insurance subject to FDIC coverage limits at the time funds are deposited at Fifth Third Bank. As referenced in the Fifth Third BD Program disclosure document, clients are responsible for monitoring their total assets at Fifth Third Bank to determine the extent of available FDIC coverage.

Fifth Third Securities reminds you to please promptly report any inaccuracies or discrepancies in your account to Brokerage Operations by calling 1-888-889-1025. Please reconfirm any oral communications in writing to your investment professional to further protect your rights under the Securities Investor Protection Act SIPA. Visit 53.com/FTSdisclosure to find important disclosures for retail investors, which includes information on the services our firm offers, fees, costs, and conflicts of interest.

Effective May 28, 2024, the settlement cycle for certain securities will shorten from Trade Date plus 2 Settlement Days to 1 Settlement Day. This change will require payment for trades to be finalized by the next business day, after a trade has been executed.

Statement for the Period March 1, 2024 to March 31, 2024

MEDINA CITY SCHOOLS - Corporation
Account Number: [REDACTED]



Holdings

NFS-provided cost basis, realized gain (loss) and holding period information may not reflect all adjustments necessary for tax purposes. Please refer to Footnotes and Cost Basis Information at the end of this statement for more information.

For additional information regarding your holdings, please refer to the footnotes at the end of the statement.

Client Investment - Reflects the amount from share purchases, transfers and conversions that have customer or third party provided cost basis. The amount does not reflect all account activity, including, but not limited to shares acquired via certain corporate actions, gifted/inherited, date of death step-up, or dividend reinvestments. The amount may fluctuate over time based on activity within the account due to buying, transferring or converting additional shares or selling all or part of a security. Transfers or conversions that do not have cost basis will not be reflected in the Client Investment amount. The reflected Client Investment amount does not represent your cost basis reported on IRS Form 1099-B, as it is a separate calculation.

CASH AND CASH EQUIVALENTS - 6.14% of Total Account Value

Description	Symbol/Cusip Account Type	Quantity	Price on 03/31/24	Current Market Value	Estimated Annual Income
Money Markets					
FEDERATED HERMES GOVT OBLIGATIONS IS 7 DAY YIELD 5.18%	GOIXX CASH	484,000	\$1.00	\$484,000.00	
Dividend Option Cash					
Capital Gain Option Cash					
Total Cash and Cash Equivalents				\$484,000.00	

Statement for the Period March 1, 2024 to March 31, 2024

MEDINA CITY SCHOOLS - Corporation
Account Number: [REDACTED]

**HOLDINGS > FIXED INCOME - 93.86% of Total Account Value**

ALERT: You have a fixed income position due to mature within the next 90 days.

For an explanation of fixed income pricing, please see the last page. Redemption schedule(s), bond rating(s), and other information are provided where available. If information does not appear regarding a particular investment, it is not available.

Copyright 2022, S&P Global Market Intelligence. Reproduction of any information, data or material, including ratings ("Content") in any form is prohibited except with the prior written permission of the relevant party. Such party, its affiliates and suppliers ("Content Providers") do not guarantee the accuracy, adequacy, completeness, timeliness or availability of any Content and are not responsible for any errors or omissions (negligent or otherwise), regardless of the cause, or for the results obtained from the use of such Content. In no event shall Content Providers be liable for any damages, costs, expenses, legal fees, or losses (including lost income or lost profit and opportunity costs) in connection with any use of the Content. A reference to a particular investment or security, a rating or any observation concerning an investment that is part of the Content is not a recommendation to buy, sell or hold such investment or security, does not address the suitability of an investment or security and should not be relied on as investment advice. Credit ratings are statements of opinions and are not statements of fact.

Moody's® Copyright 2022, Moody's Investors Service, Inc. ("Moody's"). Moody's ratings ("Ratings") are proprietary to Moody's or its affiliates and are protected by copyright and other intellectual property laws. Ratings are licensed to Licensee by Moody's. RATINGS MAY NOT BE COPIED OR OTHERWISE REPRODUCED, REPACKAGED, FURTHER TRANSMITTED, TRANSFERRED, DISSEMINATED, REDISTRIBUTED OR RESOLD, OR STORED FOR SUBSEQUENT USE FOR ANY SUCH PURPOSE, IN WHOLE OR IN PART, IN ANY FORM OR MANNER OR BY ANY MEANS WHATSOEVER, BY ANY PERSON WITHOUT MOODY'S PRIOR WRITTEN CONSENT. Moody's® is a registered trademark.

Description	Symbol/Cusip Account Type	Quantity	Estimated Price on 03/31/24	Estimated Current Market Value	Estimated Annual Income	Original/Adjusted Cost Basis	Unrealized Gain (Loss)
CDs							
Certificates of Deposit (CDs), including Market Indexed CDs and Market Linked CDs (collectively, MCDs) are generally shown at estimated market prices based upon a matrix or model pricing method that may not represent the actual price if sold prior to maturity. However, CDs and MCDs may be shown at face value for up to seven calendar days from date of issue if estimated market prices have not been received from a third party pricing vendor. The actual value of CDs and MCDs may be different from their purchase price. CDs and MCDs are subject to interest rate risk. The estimated market price reflected for MCDs may not be based on the actual closing value of the linked market index on the final maturity date and the market value of MCDs may not correspond directly to increases or decreases in the underlying linked market index. You may sell CDs or MCDs in the secondary market subject to market conditions. The secondary market for CDs and MCDs is generally illiquid. If sold prior to maturity, the value of MCDs may be less than the purchase amount or face value. The sale or redemption of any fixed income security prior to maturity may result in a substantial gain or loss, and an early withdrawal penalty may apply. Certain MCDs may only be redeemed on pre-specified liquidation dates and may have call features that allow the issuer to call the MCD prior to maturity. Certain Step Rate CDs are also subject to reinvestment risk if call provisions are exercised by the issuer and if a CD with a comparable rate is not available.							
See sales materials or contact your broker/dealer for additional information.							
FIRST ST BK BUXTON ND CD 2.40000%	31860PAL2	245,000	\$0.99503	\$243,782.35	\$5,880.00	\$245,000.00	
05/30/2024 FDIC INSURED	CASH						
CPN PMT MONTHLY							
Next Interest Payable: 04/30/24							
Estimated Yield 2.41%							
Accrued Interest \$32.22							
Average Unit Cost \$1.00							
Client Investment \$245,000.00							
Adjusted Cost Basis						\$245,000.00	D (\$1,217.65)
STATE BK REESEVILLE WIS CD 2.25000%	856487AX1	240,000	\$0.99232	\$238,156.80	\$5,400.00	\$240,000.00	
06/28/2024 FDIC INSURED	CASH						
CPN PMT MONTHLY							
Next Interest Payable: 04/28/24							

Fifth Third Securities, Inc.

Account carried with National Financial Services LLC, Member
NYSE, SIPC

MN _CEBQCPSZBBMSZBD_BBBBB 20240328

S

Statement for the Period March 1, 2024 to March 31, 2024

MEDINA CITY SCHOOLS - Corporation
Account Number: [REDACTED]



HOLDINGS > FIXED INCOME *continued*

Description	Symbol/Cusip Account Type	Quantity	Estimated Price on 03/31/24	Estimated Current Market Value	Estimated Annual Income	Original/Adjusted Cost Basis	Unrealized Gain (Loss)
STATE BK REESEVILLE WIS CD 2.25000%	856487AX1	<i>continued</i>					
Estimated Yield 2.26%							
Accrued Interest \$59.18							
Average Unit Cost \$1.00							
Client Investment \$240,000.00							
Adjusted Cost Basis						\$240,000.00 D	(\$1,843.20)
RAYMOND JAMES BK NATL ASSN CD 2.00000%	75472RAE1	245,000	\$0.98655	\$241,704.75	\$4,900.00	\$245,000.00	
08/23/2024 FDIC INSURED	CASH						
CPN PMT SEMI-ANNUAL							
ON FEB 23, AUG 23							
Next Interest Payable: 08/23/24							
Estimated Yield 2.02%							
Accrued Interest \$510.14							
Average Unit Cost \$1.00							
Client Investment \$245,000.00							
Adjusted Cost Basis						\$245,000.00 D	(\$3,295.25)
Total CDs		730,000		\$723,643.90	\$16,180.00	\$730,000.00	(\$6,356.10)
Municipal Bonds							
COLUMBUS OHIO ST CMNTY COLLEGE 00.56700%	19954VAJ6	460,000	\$96.929	\$445,873.40	\$2,608.20	\$453,645.40	
12/01/2024 TAXABLE FACS CONSTR IMPT GO	CASH						
UNLTD TAX BDS SER. 2020 B							
UNLIMITED GEN OBLIG							
MOODY'S Aa1 /S&P AA							
CPN PMT SEMI-ANNUAL							
ON JUN 01, DEC 01							
Next Interest Payable: 06/01/24							
Accrued Interest \$869.40							
Average Unit Cost \$98.62							
Client Investment \$453,645.40							
Adjusted Cost Basis						\$453,645.40 D	(\$7,772.00)
Unrealized Market Discount Income	\$571.83 Q						
CENTERVILLE OHIO CITY SCH DIST 00.81900%	152239JX8	250,000	\$93.525	\$233,812.50	\$2,047.50	\$250,772.50	
12/01/2025 TAXABLE UNLTD TAX GO IMPT REF	CASH						
BDS SER. 2020							
UNLIMITED GEN OBLIG							
MOODY'S Aa1							

Fifth Third Securities, Inc.

Account carried with National Financial Services LLC, Member
NYSE, SIPC

Statement for the Period March 1, 2024 to March 31, 2024

MEDINA CITY SCHOOLS - Corporation
Account Number: [REDACTED]



HOLDINGS > FIXED INCOME *continued*

Description	Symbol/Cusip Account Type	Quantity	Estimated Price on 03/31/24	Estimated Current Market Value	Estimated Annual Income	Original/Adjusted Cost Basis	Unrealized Gain (Loss)
CENTERVILLE OHIO CITY SCH DIST 00.81900%	152239JX8	<i>continued</i>					
CPN PMT SEMI-ANNUAL ON DEC 01, JUN 01 Next Interest Payable: 06/01/24 Accrued Interest \$682.50 Average Unit Cost \$100.11 Client Investment \$250,772.50 Adjusted Cost Basis						\$250,285.90 D	(\$16,473.40)
FRANKLIN CNTY OHIO TAXABLE GO LTD TAX	3531727W3	1,400,000	\$92.115	\$1,289,610.00	\$11,900.00	\$1,400,000.00	
00.85000% 06/01/2026 VAR PURP REF BDS SER. 2021 B LIMITED GEN OBLIG MOODY'S Aaa /S&P AAA CPN PMT SEMI-ANNUAL ON DEC 01, JUN 01 Next Interest Payable: 06/01/24 Accrued Interest \$3966.67 Average Unit Cost \$100.00 Client Investment \$1,400,000.00 Adjusted Cost Basis	CASH					\$1,400,000.00 D	(\$110,390.00)
Total Municipal Bonds		2,110,000		\$1,969,295.90	\$16,555.70	\$2,103,931.30	(\$134,635.40)
U.S. Treasury / Agency Securities							
FEDERAL NATL MTG ASSN NOTE 0.42000%	3135G06E8	275,000	\$96.995	\$266,736.25	\$1,155.00	\$274,835.00	
11/18/2024 MOODY'S Aaa /S&P AA+ CPN PMT SEMI-ANNUAL ON MAY 18, NOV 18 Next Interest Payable: 05/18/24 CALLABLE ON 05/18/2024 @ 100.0000 Accrued Interest \$426.71 Average Unit Cost \$99.94 Client Investment \$274,835.00 Adjusted Cost Basis	CASH					\$274,835.00 D	(\$8,098.75)
FEDERAL HOME LOAN BA SER HR-9025	3130AQRN5	1,000,000	\$97.451	\$974,510.00	\$21,500.00	\$994,230.00	
2.15000% 02/18/2025 MOODY'S Aaa /S&P AA+	CASH						

Fifth Third Securities, Inc.

Account carried with National Financial Services LLC, Member
NYSE, SIPC

MN _CEBQCPSZBBMSZBD_BBBBB 20240328

S

Statement for the Period March 1, 2024 to March 31, 2024

MEDINA CITY SCHOOLS - Corporation
Account Number: [REDACTED]



HOLDINGS > FIXED INCOME *continued*

Description	Symbol/Cusip Account Type	Quantity	Estimated Price on 03/31/24	Estimated Current Market Value	Estimated Annual Income	Original/Adjusted Cost Basis	Unrealized Gain (Loss)
FEDERAL HOME LOAN BA SER HR-9025 CPN PMT SEMI-ANNUAL ON AUG 18, FEB 18 Next Interest Payable: 08/18/24 CALLABLE ON 05/18/2024 @ 100.0000 STEP COUPON RESET FREQUENCY TERM MODE Accrued Interest \$2568.06 Average Unit Cost \$99.42 Client Investment \$994,230.00 Adjusted Cost Basis	3130AQRN5	<i>continued</i>				\$994,230.00 D	(\$19,720.00)
FEDERAL FARM CR BKS BOND 0.53000% 07/29/2025 MOODY'S Aaa /S&P AA+ CPN PMT SEMI-ANNUAL ON JAN 29, JUL 29 Next Interest Payable: 07/29/24 CONTINUOUSLY CALLABLE FROM 10/29/2021 CALLABLE ON 04/03/2024 @ 100.0000 Accrued Interest \$912.78 Average Unit Cost \$99.85 Client Investment \$998,500.00 Adjusted Cost Basis	3133EMFC1 CASH	1,000,000	\$94.172	\$941,720.00	\$5,300.00	\$998,500.00 D	(\$56,780.00)
FEDERAL FARM CR BKS BOND 0.61000% 08/25/2025 MOODY'S Aaa /S&P AA+ CPN PMT SEMI-ANNUAL ON FEB 25, AUG 25 Next Interest Payable: 08/25/24 CONTINUOUSLY CALLABLE FROM 02/25/2021 CALLABLE ON 04/03/2024 @ 100.0000 Accrued Interest \$610.00 Average Unit Cost \$100.00 Client Investment \$1,000,000.00 Adjusted Cost Basis	3133EL4W1 CASH	1,000,000	\$94.144	\$941,440.00	\$6,100.00	\$1,000,000.00 D	(\$58,560.00)
FEDERAL HOME LOAN BA SER L7-2026 1.50000% 04/14/2026	3130ALVT8 CASH	1,000,000	\$93.953	\$939,530.00	\$15,000.00	\$1,000,000.00	

Fifth Third Securities, Inc.

Account carried with National Financial Services LLC, Member
NYSE, SIPC

MN _CEBQCPSZBBMSZBD_BBBBB 20240328

S

Statement for the Period March 1, 2024 to March 31, 2024

MEDINA CITY SCHOOLS - Corporation
Account Number: [REDACTED]



HOLDINGS > FIXED INCOME *continued*

Description	Symbol/Cusip Account Type	Quantity	Estimated Price on 03/31/24	Estimated Current Market Value	Estimated Annual Income	Original/Adjusted Cost Basis	Unrealized Gain (Loss)
FEDERAL HOME LOAN BA SER L7-2026	3130ALVT8	<i>continued</i>					
MOODY'S Aaa /S&P AA+							
CPN PMT SEMI-ANNUAL							
ON OCT 14, APR 14							
Next Interest Payable: 04/14/24							
STEP COUPON							
RESET FREQUENCY TERM MODE							
Accrued Interest \$6958.33							
Average Unit Cost \$100.00							
Client Investment \$1,000,000.00							
Adjusted Cost Basis						\$1,000,000.00 D	(\$60,470.00)
FEDERAL HOME LOAN BA SER TX-9026	3130ANZM5	700,000	\$92.265	\$645,855.00	\$5,950.00	\$698,999.00	
0.85000% 09/30/2026	CASH						
MOODY'S Aaa /S&P AA+							
CPN PMT SEMI-ANNUAL							
ON MAR 30, SEP 30							
Next Interest Payable: 09/30/24							
CALLABLE ON 03/30/2024 @ 100.0000							
STEP COUPON							
RESET FREQUENCY TERM MODE							
Average Unit Cost \$99.86							
Client Investment \$698,999.00							
Adjusted Cost Basis						\$698,999.00 D	(\$53,144.00)
Total U.S. Treasury / Agency Securities		4,975,000		\$4,709,791.25	\$55,005.00	\$4,966,564.00	(\$256,772.75)
Total Fixed Income		7,815,000		\$7,402,731.05	\$87,740.70	\$7,800,495.30	(\$397,764.25)
Total Fixed Income Client Investment	\$7,800,981.90						
Total Securities				\$7,402,731.05	\$87,740.70	\$7,800,495.30	(\$397,764.25)
TOTAL PORTFOLIO VALUE				\$7,886,731.05	\$87,740.70	\$7,800,495.30	(\$397,764.25)
TOTAL CLIENT INVESTMENT	\$7,800,981.90						

Fifth Third Securities, Inc.

MN _CEBQCPSZBBMSZBD_BBBBB 20240328

S

Account carried with National Financial Services LLC, Member
NYSE, SIPC

Statement for the Period March 1, 2024 to March 31, 2024

MEDINA CITY SCHOOLS - Corporation
Account Number: [REDACTED]



Activity

NFS-provided cost basis, realized gain (loss) and holding period information may not reflect all adjustments necessary for tax purposes. Please refer to Footnotes and Cost Basis Information at the end of this statement for more information.

PURCHASES, SALES, AND REDEMPTIONS

Settlement Date	Account Type	Transaction	Description	Quantity	Amount	Total Cost Basis	Realized Gain (Loss)
Redemptions							
03/15/24	CASH	REDEEMED	CFBANK FAIRLAWN OH CD 2.80000% 03/15/2024 REDEMPTION PAYOUT #REOR R6002652500000 Adjusted Cost Basis	(235,000)	\$235,000.00	\$235,000.00	
Total Redemptions					\$235,000.00		

ACTIVITY > CORE FUND ACTIVITY

For more information about the operation of your core account, please refer to your Customer Agreement.

Settlement Date	Account Type	Transaction	Description	Quantity	Amount
03/01/24	CASH	YOU BOUGHT	FEDERATED HERMES GOVT OBLIGATIONS IS @ 1	1,046.16	(\$1,046.16)
03/15/24	CASH	YOU BOUGHT	FEDERATED HERMES GOVT OBLIGATIONS IS @ 1	235,522.79	(\$235,522.79)
03/28/24	CASH	YOU SOLD	FEDERATED HERMES GOVT OBLIGATIONS IS @ 1	(1,568.95)	\$1,568.95
TOTAL CORE FUND ACTIVITY					(\$235,000.00)

Statement for the Period March 1, 2024 to March 31, 2024

MEDINA CITY SCHOOLS - Corporation
Account Number: [REDACTED]



ACTIVITY > ADDITIONS AND WITHDRAWALS > OTHER ADDITIONS AND WITHDRAWALS

Date	Account Type	Transaction	Description	Quantity	Amount
Other Additions and Withdrawals					
03/28/24	CASH	WIRE TRANS TO BANK	WD73256080 THE HUNTINGTON NATIONAL BANK [REDACTED]		(\$1,997.99)
Total Other Additions and Withdrawals					(\$1,997.99)
TOTAL ADDITIONS AND WITHDRAWALS					(\$1,997.99)

ACTIVITY > INCOME > TAXABLE INCOME

Settlement Date	Account Type	Transaction	Description	Quantity	Amount
Taxable Dividends					
02/29/24	CASH	DIVIDEND RECEIVED	FEDERATED HERMES GOVT OBLIGATIONS IS DIVIDEND RECEIVED		\$1,046.16
Total Taxable Dividends					\$1,046.16
Taxable Interest					
03/15/24	CASH	INTEREST	CFBANK FAIRLAWN OH CD 2.80000% 03/15/2024		\$522.79
03/28/24	CASH	INTEREST	STATE BK REESEVILLE WIS CD 2.25000% 06/28/2024		\$429.04
Total Taxable Interest					\$951.83
Total Taxable Income					\$1,997.99
TOTAL INCOME					\$1,997.99

Brokerage Account Statement

March 1, 2024 - March 31, 2024
Account Number: [REDACTED]

MEDINA CITY SCHOOLS
739 WEYMOUTH RD
MEDINA OH 44256-2037


Your Account Executive:
ANDREW CARDINALI

Portfolio at a Glance

	This Period
BEGINNING ACCOUNT VALUE	\$12,633,493.39
Deposits (Cash & Securities)	968,000.00
Withdrawals (Cash & Securities)	-861,000.00
Dividends, Interest and Other Income	40,869.37
Net Change in Portfolio¹	-13,131.75
ENDING ACCOUNT VALUE	\$12,768,231.01
Estimated Annual Income	\$458,375.00

¹ Net Change in Portfolio is the difference between the ending account value and beginning account value after activity.

Asset Summary



Percent	Asset Type	Last Period	This Period
4%	Cash, Money Funds, and Bank Deposits	23.16	536,892.53
96%	Fixed Income	12,633,470.23	12,231,338.48
100%	Account Total (Pie Chart)	\$12,633,493.39	\$12,768,231.01

Please review your allocation periodically with your Account Executive.

Client Service Information

Your Account Executive: ATT
ANDREW CARDINALI

Contact Information
E-Mail: customerservice@mbssecurities.com

Client Service Information
Service Hours: Weekdays 09:00 a.m. - 05:00 p.m. (EST)
Client Service Telephone Number: (800) 967-9045
Web Site: WWW.MBSSECURITIES.COM

Your Account Information

INVESTMENT OBJECTIVE

Investment Objective: NONE SPECIFIED
Please discuss your investment objective with your Account Executive.

TAX LOT DEFAULT DISPOSITION METHOD

Default Method for Mutual Funds: First In First Out
Default Method for Stocks in a Dividend Reinvestment Plan: First In First Out
Default Method for all Other Securities: First In First Out

BOND AMORTIZATION ELECTIONS

Amortize premium on taxable bonds based on Constant Yield Method: Yes
Accrual market discount method for all other bond types: Constant Yield Method
Include market discount in income annually: No

ELECTRONIC DELIVERY

You have **not** enrolled any documents for electronic delivery. The following documents are available for electronic delivery:

Statements and Reports	Notifications	Tax Documents
Trade Confirmations	Prospectus	Proxy/Shareholder Communications

Please log in to your account or contact your Account Executive to make any changes to your electronic delivery preferences.

Income and Expense Summary

	Current Period		Year-to-Date	
	Taxable	Non Taxable	Taxable	Non Taxable
Interest Income				
Bond Interest	40,856.02	0.00	102,671.81	0.00
Credit Interest	13.35	0.00	33.41	0.00
Total Income	\$40,869.37	\$0.00	\$102,705.22	\$0.00

Portfolio Holdings

Description	Quantity	Opening Balance	Closing Balance	Accrued Income	30-Day Yield
CASH, MONEY FUNDS AND BANK DEPOSITS 4.00% of Portfolio					
Cash Balance	23.16	536,892.53			

March 1, 2024 - March 31, 2024
MEDINA CITY SCHOOLS

Portfolio Holdings (continued)

Description	Quantity	Opening Balance	Closing Balance	Accrued Income	30-Day Yield
CASH, MONEY FUNDS AND BANK DEPOSITS (continued)					
TOTAL CASH, MONEY FUNDS AND BANK DEPOSITS		\$23.16	\$536,892.53	\$0.00	

Description	Quantity	Market Price	Market Value	Accrued Interest	Estimated Annual Income	Estimated Yield
FIXED INCOME 96.00% of Portfolio (In Maturity Date Sequence)						
Certificates of Deposit						
1PRIME ALLIANCE BK WOODS CROSS UTAH CTF DEP 5.200% 04/15/24 DTD 06/13/23 ACT/365 Security Identifier: 74160NKA7	248,000.0000	99.9860	247,965.28	635.97	12,896.00	5.20%
1PACIFIC WESTN BK BEVERLY HILLS CALIF CTF DEP 1.300% 04/16/24 DTD 04/16/20 ACT/365 Security Identifier: 69506YRH4	248,000.0000	99.7820	247,459.36	1,475.09	3,224.00	1.30%
DISCOVER BK GREENWOOD DEL CTF DEP 2.500% 04/29/24 DTD 04/27/22 ACT/365 Security Identifier: 254673B62	248,000.0000	99.7550	247,392.40	2,649.86	6,200.00	2.50%
CENTERSTATE BK FLA NA WINTERHAVEN FL CTF DEP 1.050% 04/30/24 B/E DTD 04/30/20 ACT/365 Security Identifier: 15201QDH7	248,000.0000	99.6090	247,030.32	1,091.54	2,604.00	1.05%
BMO HARRIS BK NATL ASSN CHICAGO ILL CTF DEP 2.800% 06/10/24 DTD 06/10/22 ACT/365 Security Identifier: 05600XFU9	248,000.0000	99.4630	246,668.24	2,130.76	6,944.00	2.81%
LINCOLN SVGS BK REINBECK IOWA CTF DEP CT/365 0.600% 06/24/24 DTD 06/24/20 ACT/365 Security Identifier: 534732AV4	248,000.0000	98.8610	245,175.28	28.54	1,488.00	0.60%
FIRST KEYSTONE CMNTY BK BERWICK PA CTF DEP 0.600% 06/28/24 DTD 06/30/20 ACT/365 Security Identifier: 32065RAK1	248,000.0000	98.8240	245,083.52	4.08	1,488.00	0.60%
FLAGSTAR BK FSB TROY MICH CTF DEP 0.500% 07/17/24 DTD 07/17/20 ACT/365 1ST CPN DTE 01/17/21 Security Identifier: 33847E3V7	248,000.0000	98.5360	244,369.28	251.40	1,240.00	0.50%
TOYOTA FINL SVGS BK HEND NV CTF DEP 0.600% 08/12/24 DTD 08/12/21 ACT/365 1ST CPN DTE 02/12/22 Security Identifier: 89235MLG4	248,000.0000	98.2390	243,632.72	195.68	1,488.00	0.61%

Portfolio Holdings (continued)

Description	Quantity	Market Price	Market Value	Accrued Interest	Estimated Annual Income	Estimated Yield
FIXED INCOME (continued)						
Certificates of Deposit (continued)						
PACIFIC PREMIER BK IRVINE CALIF CTF DEP 3.450% 09/09/24 DTD 09/09/22 ACT/365 1ST CPN DTE 03/09/23 Security Identifier: 69478QGQ7	248,000.0000	99.1290	245,839.92	515.70	8,556.00	3.48%
CHARLES SCHWAB BK SSB WESTLAKE TEX CTF DEP 5.200% 09/16/24 DTD 03/10/23 ACT/365 Security Identifier: 15987UAT5	243,000.0000	99.9460	242,868.78	727.00	12,636.00	5.20%
WELLS FARGO BK N A SIOUX FALLS S D CTF DEP 4.500% 10/21/24 DTD 10/21/22 ACT/365 Security Identifier: 9497632V7	248,000.0000	99.5590	246,906.32	305.75	11,160.00	4.51%
INSTITUTION FOR SVGS IN NEWBURYPORT & ITS VIC MA CTF DEP 0.700% 10/28/24 DTD 10/28/21 ACT/365 Security Identifier: 45780PB80	249,000.0000	97.3850	242,488.65	14.33	1,743.00	0.71%
WESTERN ALLIANCE BK PHOENIX AZ CTF DEP 5.000% 10/28/24 DTD 04/27/23 ACT/365 1ST CPN DTE 10/27/23 Security Identifier: 95763PLV1	243,000.0000	99.8450	242,623.35	5,192.88	12,150.00	5.00%
CROSSFIRST BK LEAWOOD KS CTF DEP 5.100% 11/18/24 DTD 05/17/23 ACT/365 CALLABLE 04/17/24 Security Identifier: 22766AMB8	243,000.0000	99.9340	242,839.62	4,583.71	12,393.00	5.10%
SIMMONS BK PINE BLUFF ARK CTF DEP 5.200% 12/18/24 DTD 03/18/24 ACT/365 1ST CPN DTE 12/18/24 Security Identifier: 82869AFG5	240,000.0000	99.9930	239,983.20	444.49	12,480.00	5.20%
MEADOWS BK LAS VEGAS NEV CTF DEP 5.200% 12/20/24 B/E DTD 03/20/24 ACT/365 1ST CPN DTE 12/20/24 Security Identifier: 58321JEE4	240,000.0000	99.9950	239,988.00	376.11	12,480.00	5.20%
CITIZENS BK NA PROVIDENCE RI CTF DEP 5.250% 12/27/24 DTD 03/27/24 ACT/365 Security Identifier: 75524KRK2	240,000.0000	100.0420	240,100.80	138.08	12,600.00	5.24%
BURKE & HERBERT BK & TR CO ALEXANDRIA VA CTF DEP 3.450% 02/05/25 DTD 08/05/22 ACT/365 Security Identifier: 121331AN2	248,000.0000	98.5760	244,468.48	609.47	8,556.00	3.49%
NORTHWEST BK BOISE IDAHO CTF DEP 5.250% 03/24/25 B/E DTD 03/22/23 ACT/365 1ST CPN DTE 04/22/23 Security Identifier: 66736ACF4	248,000.0000	100.1180	248,292.64	321.04	13,020.00	5.24%
SAFRA NATL BK NEW YORK CTF DEP INSTL CTF DEP 2.000% 03/24/25 DTD 03/23/22 ACT/365 Security Identifier: 78658RHM6	248,000.0000	97.0120	240,589.76	108.71	4,960.00	2.06%
PACIFIC ALLIANCE BK SAN GABRIEL CA CTF DEP 5.150% 03/27/25 B/E DTD 03/27/23 ACT/365 Security Identifier: 693963AEO	248,000.0000	100.0530	248,131.44	139.97	12,772.00	5.14%

March 1, 2024 - March 31, 2024
MEDINA CITY SCHOOLS

Portfolio Holdings (continued)

Description	Quantity	Market Price	Market Value	Accrued Interest	Estimated Annual Income	Estimated Yield
FIXED INCOME (continued)						
Certificates of Deposit (continued)						
BANKWELL BK NEW CANAAN CONN CTF DEP 5.150% 03/31/25 B/E DTD 03/31/23 ACT/365 1ST CPN DTE 05/01/23 Security Identifier: 06654BES6	248,000.0000	100.0690	248,171.12	1,049.75	12,772.00	5.14%
BEAL BK PLANO TEX CTF DEP 2.600% 04/16/25 B/E DTD 04/20/22 ACT/365 1ST CPN DTE 10/20/22 Security Identifier: 07371AN74	246,000.0000	97.4910	239,827.86	2,856.30	6,396.00	2.66%
ALLY BK SANDY UTAH CTF DEP 2.950% 04/28/25 DTD 04/28/22 ACT/365 CALLABLE 03/28/24 Security Identifier: 02007GQGI	246,000.0000	97.7700	240,514.20	3,081.74	7,257.00	3.01%
CROSS RIV BK TEANECK N J CTF DEP 4.850% 05/19/25 B/E DTD 05/19/23 ACT/365 1ST CPN DTE 11/19/23 Security Identifier: 227563CJO	244,000.0000	99.7520	243,394.88	4,312.12	11,834.00	4.86%
BARCLAYS BK DEL RETAIL CTF DEP 3A2 INSTL CTF DEP 3.050% 06/02/25 DTD 06/02/22 ACT/360 Security Identifier: 06740KQS9	248,000.0000	97.7160	242,335.68	2,521.33	7,564.00	3.12%
EAGLEBANK BETHESDA MD CTF DEP 5.050% 07/21/25 DTD 07/21/23 ACT/365 1ST CPN DTE 08/21/23 Security Identifier: 27002YGD2	248,000.0000	100.0440	248,109.12	343.12	12,524.00	5.04%
GENERATIONS BK ROGERS ARK CTF DEP 3.400% 08/04/25 DTD 08/03/22 ACT/365 CALLABLE 04/03/24 Security Identifier: 37149CAZ0	248,000.0000	97.9170	242,834.16	646.84	8,432.00	3.47%
CAPITAL ONE NATL ASSN MCLEAN VA CTF DEP 3.350% 08/11/25 DTD 08/10/22 ACT/365 Security Identifier: 14042RTP6	248,000.0000	97.8280	242,613.44	1,138.08	8,308.00	3.42%
FIRST ST BK WINCHESTER OHIO CTF DEP 3.500% 09/16/25 DTD 09/16/22 ACT/365 Security Identifier: 33650TAG5	248,000.0000	97.9160	242,831.68	356.71	8,680.00	3.57%
FIRST INTERNET BK FISHERS IND CTF DEP 4.000% 09/29/25 DTD 09/28/22 ACT/365 1ST CPN DTE 10/28/22 Security Identifier: 32056GDQ0	248,000.0000	98.6250	244,590.00	81.53	9,920.00	4.05%
CIBC BK USA CHICAGO IL CTF DEP 4.850% 11/25/25 DTD 05/25/23 ACT/365 1ST CPN DTE 11/25/23 Security Identifier: 12547CBL1	244,000.0000	99.8550	243,646.20	4,117.58	11,834.00	4.85%

Portfolio Holdings (continued)

Description	Quantity	Market Price	Market Value	Accrued Interest	Estimated Annual Income	Estimated Yield
FIXED INCOME (continued)						
Certificates of Deposit (continued)						
MORGAN STANLEY PRIVATE BK NATL ASSN INSTL CTF DEP PROGRAM 3.200% 11/28/25 DTD 05/31/22 Security Identifier: 61768U4L8	248,000.0000	97.2550	241,192.40	65.23	7,936.00	3.29%
UNITED PRAIRIE BK MTN LAKE MINN CTF DEP 5.300% 12/11/25 DTD 10/11/23 ACT/365 Security Identifier: 91134CCV1	248,000.0000	100.6210	249,540.08	720.22	13,144.00	5.26%
FIRST FNDTN BK IRVINE CA CTF DEP 4.900% 02/18/26 DTD 08/18/23 ACT/365 1ST CPN DTE 02/18/24 Security Identifier: 32026UX27	248,000.0000	100.0310	248,076.88	1,398.31	12,152.00	4.89%
ARMOR BK FORREST CITY ARK CTF DEP 5.300% 03/24/26 DTD 03/24/23 ACT/365 CALLABLE 04/24/24 Security Identifier: 04225AAC2	248,000.0000	100.0190	248,047.12	252.08	13,144.00	5.29%
GOLDEN BK NATL ASSN HOUSTON TEX CTF DEP 5.200% 04/20/26 DTD 10/20/23 ACT/365 1ST CPN DTE 04/20/24 Security Identifier: 38081GBA3	243,000.0000	100.6780	244,647.54	5,642.93	12,636.00	5.16%
WOOD & HUSTON BK MARSHALL MO CTF DEP 4.700% 06/30/26 DTD 06/30/23 ACT/365 1ST CPN DTE 07/30/23 Security Identifier: 978208AG1	248,000.0000	99.8170	247,546.16	31.93	11,656.00	4.70%
FRONTIER BK OMAHA NE CTF DEP 4.700% 07/14/26 DTD 07/14/23 ACT/365 1ST CPN DTE 08/14/23 Security Identifier: 35907XFG7	248,000.0000	99.8180	247,548.64	542.88	11,656.00	4.70%
SALLIE MAE BK SALT LAKE CITY UT CTF DEP 4.850% 08/10/26 DTD 08/09/23 ACT/365 1ST CPN DTE 02/09/24 Security Identifier: 79545IDE0	246,000.0000	100.1750	246,430.50	1,667.07	11,931.00	4.84%
POPULAR BK NEW YORK BRH INSTL CTF DEP PROGRAM 4.950% 09/17/26 B/E DTD 09/20/23 ACT/365 Security Identifier: 73317ACL4	246,000.0000	100.9500	248,337.00	366.98	12,177.00	4.90%
AMERICAN EXPRESS NATL BK BROKERED INTL CTF DEP PROGRAM INSTL CTF DEP 5.000% 09/21/26 DTD 09/20/23 Security Identifier: 02589AF31	243,000.0000	100.6020	244,462.86	366.16	12,150.00	4.97%
CITIBANK NATL ASSN SIOUX FALLS S D CTF DEP 5.100% 09/29/26 DTD 09/29/23 ACT/365 Security Identifier: 17312Q4A4	243,000.0000	100.8270	245,009.61	67.91	12,393.00	5.05%
SOUTHERN FIRST BK N A GREENVILLE S C CTF DEP 4.600% 11/27/26 DTD 05/26/23 ACT/365 Security Identifier: 84287PHU9	248,000.0000	99.7490	247,377.52	156.27	11,408.00	4.61%
PREMIER CMNTY BK MARION WIS CTF DEP 5.050% 03/08/27 DTD 03/08/24 ACT/365 CALLABLE 03/08/25 Security Identifier: 74048CBC5	248,000.0000	99.7050	247,268.40	789.18	12,524.00	5.06%

March 1, 2024 - March 31, 2024
MEDINA CITY SCHOOLS

Portfolio Holdings (continued)

Description	Quantity	Market Price	Market Value	Accrued Interest	Estimated Annual Income	Estimated Yield
FIXED INCOME (continued)						
Certificates of Deposit (continued)						
ROLLSTONE BK & TR FITCHBURG MASS CTF DEP 3.550% 08/23/27 DTD 08/22/22 ACT/365 Security Identifier: 77579AFG6	245,000.0000	96.9730	237,583.85	905.49	8,697.50	3.66%
FARMERS & MERCHANTS BK BERLIN WIS CTF DEP 5.550% 11/03/27 DTD 11/03/23 ACT/365 Security Identifier: 307811HT9	248,000.0000	101.6710	252,144.08	1,055.87	13,764.00	5.45%
Total Certificates of Deposit	11,832,000.0000		\$11,753,978.34	\$56,473.77	\$455,967.50	
U.S. Government Bonds						
*FEDERAL HOME LN BKS CONS BD 0.350% 04/23/24 B/E DTD 06/23/21 CALLABLE 1ST CPN DTE 12/23/21 Moody Rating Aaa S & P Rating AA+ Security Identifier: 3130AMQQ8	245,000.0000	99.7020	244,269.90	233.43	857.50	0.35%
FEDERAL HOME LN MTG CORP MEDIUM TERM NTS FED 0.625% 09/15/25 B/E DTD 09/15/20 CALLABLE 09/15/24 Moody Rating Aaa Security Identifier: 3134GWB70	248,000.0000	93.9880	233,090.24	68.89	1,550.00	0.66%
Total U.S. Government Bonds	493,000.0000		\$477,360.14	\$302.32	\$2,407.50	
TOTAL FIXED INCOME	12,325,000.0000		\$12,231,338.48	\$56,776.09	\$458,375.00	
			Market Value	Accrued Interest	Estimated Annual Income	
Total Portfolio Holdings			\$12,768,231.01	\$56,776.09	\$458,375.00	

* This bond is maturing.

Portfolio Holdings Disclosures

Pricing

This section includes the net market value of the securities in your account on a settlement date basis, including short positions, at the close of the statement period. The market prices, unless otherwise noted, have been obtained from independent vendor services, which we believe to be reliable. In some cases the pricing vendor may provide prices quoted by a single broker or market maker. Market prices do not constitute a bid or an offer, and may differ from the actual sale price. Securities for which a price is not available are marked "N/A" and are omitted from the Total.

THE AS OF PRICE DATE ONLY APPEARS WHEN THE PRICE DATE DOES NOT EQUAL THE STATEMENT DATE.

Portfolio Holdings Disclosures (continued)

Estimated Annual Figures

The estimated annual income (EAI) and estimated annual yield (EAY) figures are estimates and for informational purposes only. These figures are not considered to be a forecast or guarantee of future results. These figures are computed using information from providers believed to be reliable; however, no assurance can be made as to the accuracy. Since interest and dividend rates are subject to change at any time, and may be affected by current and future economic, political, and business conditions, they should not be relied on for making investment, trading, or tax decisions. These figures assume that the position quantities, interest and dividend rates, and prices remain constant. A capital gain or return of principal may be included in the figures for certain securities, thereby overstating them. Refer to www.pershing.com/disclosures for specific details as to formulas used to calculate the figures. Accrued interest represents interest earned but not yet received.

Reinvestment

The dollar amount of Mutual Fund distributions, Money Market Fund dividend income, Bank Deposit interest income, or dividends for other securities shown on your statement may have been reinvested. You will not receive confirmation of these reinvestments. Upon written request to your financial institution, information pertaining to these transactions, including the time of execution and the name of the person from whom your security was purchased, may be obtained. In dividend reinvestment transactions, Pershing acts as your agent and receives payment for order flow.

Option Disclosure

Information with respect to commissions and other charges incurred in connection with the execution of option transactions has been included in confirmations previously furnished to you. A summary of this information is available to you promptly upon your written request directed to your introducing firm. In order to assist your introducing firm in maintaining current background and financial information concerning your option accounts, please promptly advise them in writing of any material change in your investment objectives or financial situation. Expiring options which are valuable are exercised automatically pursuant to the exercise by exception procedure of the Options Clearing Corporation. Additional information regarding this procedure is available upon written request to your introducing firm.

Certificates of Deposit

Certificates of Deposit acquired through the Certificate of Deposit Account Registry Service ("CDARS") and held in your brokerage account are subject to Securities Investor Protection Corporation (SIPC) coverage. Please see additional information about SIPC under Important Information and Disclosures on this statement.

Please be advised that the secondary market for CDs is generally illiquid; the actual value of CDs may be different from their purchase price; and a significant loss of principal could result if your CDs are sold prior to maturity. In the event that the CDs listed above do not indicate a market valuation, an accurate market value could not be determined. In the event that a price is listed above for your CDs, Pershing has obtained a price from sources deemed to be reliable or has priced your CDs using a matrix formula. Prices are estimates and the actual value you may obtain for your CD may be different if you elect to sell your CD in the secondary market.

Foreign Currency Transactions

Pershing will execute foreign currency transactions as principal for your account. Pershing may automatically convert foreign currency to or from U.S. dollars for dividends and similar corporate action transactions unless you instruct your financial organization otherwise. Pershing's currency conversion rate will not exceed the highest interbank conversion rate identified from customary banking sources on the conversion date or the prior business day, increased by up to 1%, unless a particular rate is required by applicable law. Your financial organization may also increase the currency conversion rate. This conversion rate may differ from rates in effect on the date you executed a transaction, incurred a charge, or received a credit. Transactions converted by agents (such as depositories) will be billed at the rates such agents use.

Proxy Vote

Securities not fully paid for in your margin account may be lent by Pershing to itself or others in accordance with the terms outlined in the Margin Agreement. The right to vote your shares held on margin may be reduced by the amount of shares on loan. The Proxy Voting Instruction Form sent to you may reflect a smaller number of shares entitled to vote than the number of shares in your margin account.

Ratings

This statement may contain credit rating information obtained from Standard & Poor's. Reproducing and distributing any information received from Standard & Poor's is not permitted without prior written authorization from Standard & Poor's. Standard & Poor's does not guarantee the accuracy, completeness, timeliness or availability of any information. Standard & Poor's is not responsible for any errors or omissions, regardless of the cause, or for the results of using such content. Standard & Poor's makes no express or implied warranties

March 1, 2024 - March 31, 2024
MEDINA CITY SCHOOLS

Portfolio Holdings Disclosures (continued)

Ratings (continued)

including warranties of merchantability or fitness for a particular purpose. Standard & Poor's shall not be legally responsible for any fees, costs, expenses or losses in connection with the use of their content. Credit ratings are opinions and not statements of facts; are not recommendations to purchase, hold or sell securities; and do not address suitability for investment purpose. Credit ratings should not be relied upon as investment advice.

Variable Rate Securities

Interest rate data for certain complex and/or variable rate securities is provided to Pershing by third-party data service providers pursuant to contractual arrangements. Although we seek to use reliable sources of information, the accuracy, reliability, timeliness, and completeness of interest rate data may vary sometimes, particularly for complex and/or variable rate securities and those with limited or no secondary market. As a result, we can offer no assurance as to the accuracy, reliability, timeliness, or completeness of interest rate data for such securities. Pershing may also occasionally make interest rate updates and adjustments based on its reasonable efforts to obtain accurate, reliable, timely, and/or complete interest rate data from other data sources, but we can similarly provide no assurance that those rates or adjustments will be accurate, reliable, timely, or complete.

When updated interest rate data is received from a third-party data service provider or adjusted by Pershing, the updated data will be reflected in various sources where interest rate data is used or viewed, including both paper and electronic communications and data sources. Prior use or communication of interest rate-related data will not be revised. Since variable interest rates may be subject to change at any time and are only as accurate as the data received from third-party data service providers or otherwise obtained by Pershing, interest rate data should not be relied on for making investment, trading, or tax decisions. All interest rate data and other information derived from and/or calculated using interest rates are not warranted as to accuracy, reliability, timeliness, or completeness and are subject to change without notice. Pershing disclaims any responsibility or liability to the fullest extent permitted by applicable law for any loss or damage arising from any reliance on or use of the interest rate data or other information derived from and/or calculated using interest rates in any way. You should request a current valuation for your securities from your financial adviser or broker prior to making a financial decision or placing an order or requesting a transaction in these securities.

Structured Products

Structured products in this section are complex products and may be subject to special risks, which may include, but are not limited to: loss of initial investment; issuer credit risk; limited or no appreciation; risks associated with the underlying reference asset(s); no periodic payments; call prior to maturity (a redemption could affect the yield represented); early redemption fees or other applicable fees; price volatility resulting from issuer's and/or guarantor's credit quality; lower interest rates and/or yield compared to conventional debt with a comparable maturity; unique tax implications; concentration risk of owning the related security; limited or no secondary market; restrictions on transferability; conflicts of interest; and limits on participation in appreciation of underlying asset(s). To review a complete list of risks, please refer to the offering documents for the structured product. For more information about the risks specific to your structured products, you should contact your financial institution or advisor. Certain structured products are designed to make periodic distributions to you and any such structured product distributions you receive will be listed in the Transactions section of your statement. Structured product distributions may be listed there as "Bond Interest Received"; however, this description is not intended to reflect a determination as to either the asset classification of the product or the U.S. tax treatment of such distributions.

Activity Summary (All amounts shown are in base currency)

	Credits This Period	Debits This Period	Net This Period	Credits Year-to-Date	Debits Year-to-Date	Net Year-to-Date
Securities						
Securities Bought	0.00	-968,000.00	-968,000.00	0.00	-968,000.00	-968,000.00
Total Securities	\$0.00	-\$968,000.00	-\$968,000.00	\$0.00	-\$968,000.00	-\$968,000.00

Page 9 of 22

Account Number: [REDACTED]
B0065416CSF30042-SD

GOPAPERLESS
ASK ABOUT DELIVERY

Rated Excellent
Every Year Since 2007
DALBAR RATED COMMUNICATIONS
EXCELLENCE

Clearing through Pershing LLC, a wholly owned
subsidiary of The Bank of New York Mellon
Corporation (BNY Mellon)
Pershing LLC, member FINRA, NYSE, SIPC

Activity Summary (continued)

	Credits This Period	Debits This Period	Net This Period	Credits Year-to-Date	Debits Year-to-Date	Net Year-to-Date
Dividends and Interest	\$40,869.37	\$0.00	\$40,869.37	\$102,705.22	\$0.00	\$102,705.22
Distributions	\$1,357,000.00	\$0.00	\$1,357,000.00	\$1,603,000.00	\$0.00	\$1,603,000.00
Cash						
Withdrawals	0.00	-861,000.00	-861,000.00	0.00	-1,184,171.00	-1,184,171.00
Deposits	968,000.00	0.00	968,000.00	968,000.00	0.00	968,000.00
Total Cash	\$968,000.00	-\$861,000.00	\$107,000.00	\$968,000.00	-\$1,184,171.00	-\$216,171.00
Totals	\$2,365,869.37	-\$1,829,000.00	\$536,869.37	\$2,673,705.22	-\$2,152,171.00	\$521,534.22

Transactions by Type of Activity

Process/ Settlement Date	Trade/ Transaction Date	Activity Type	Description	Quantity	Price	Accrued Interest	Amount	Currency
Securities Bought and Sold								
03/08/24	03/04/24	PURCHASED	PREMIER CMNTY BK MARION WIS CTF DEP 5.050%	248,000.0000	100.0000		-248,000.00	USD
			74048CBC5					
03/18/24	03/12/24	PURCHASED	SIMMONS BK PINE BLUFF ARK CTF DEP 5.200% 12/18/24	240,000.0000	100.0000		-240,000.00	USD
			82869AFG5					
03/20/24	03/12/24	PURCHASED	MEADOWS BK LAS VEGAS NEV CTF DEP 5.200% 12/20/24	240,000.0000	100.0000		-240,000.00	USD
			58321JEE4					
03/27/24	03/25/24	PURCHASED	CITIZENS BK NA PROVIDENCE RI CTF DEP 5.250%	240,000.0000	100.0000		-240,000.00	USD
			75524KRK2					
Total Securities Bought and Sold						\$0.00	-\$968,000.00	USD
Dividends and Interest								
03/01/24		BOND INTEREST RECEIVED	248000 BANKWELL BK NEW CANAAN CONN CTF DEP				1,014.76	USD
		06654BES6	5.150% 03/31/25 B/E DTD 03/31/23 RD 02/29 PD 03/01/24					
03/04/24		BOND INTEREST RECEIVED	DELTA NATL BK & TR CO NEW YORK NY CTF DEP 1.200%				723.16	USD
		24773RBN4	03/04/24 DTD 03/31/20 MAT ACCRUED INTEREST					
03/04/24		BOND INTEREST RECEIVED	248000 FARMERS & MERCHANTS BK BERLIN WIS CTF				1,093.58	USD
		30781IHT9	DEP 5.550% 11/03/27 DTD 11/03/23 CLB RD 03/01 PD					
			03/03/24					
03/04/24		BOND INTEREST RECEIVED	248000 GENERATIONS BK ROGERS ARK CTF DEP 3.400%				669.94	USD
		37149CAZ0	08/04/25 DTD 08/03/22 CLB RD 03/01 PD 03/03/24					
03/05/24		BOND INTEREST RECEIVED	248000 BURKE & HERBERT BK & TR CO ALEXANDRIA VA				679.79	USD
		121331AN2	CTF DEP 3.450% 02/05/25 DTD 08/05/22 CLB RD 03/04					
			PD 03/05/24					

March 1, 2024 - March 31, 2024
MEDINA CITY SCHOOLS

Transactions by Type of Activity (continued)

Process/ Settlement Date	Trade/ Transaction Date	Activity Type	Description	Quantity	Price	Accrued Interest	Amount	Currency
Dividends and Interest (continued)								
03/11/24		BOND INTEREST RECEIVED 15987UAT5	243000 CHARLES SCHWAB BK SSB WESTLAKE TEX CTF DEP 5.200% 09/16/24 DTD 03/10/23 RD 03/08 PD 03/10/24				6,300.69	USD
03/11/24		BOND INTEREST RECEIVED 69478QGQ7	248000 PACIFIC PREMIER BK IRVINE CALIF CTF DEP 3.450% 09/09/24 DTD 09/09/22 RD 03/08 PD 03/09/24				4,266.28	USD
03/11/24		BOND INTEREST RECEIVED 91134CCV1	248000 UNITED PRAIRIE BK MTN LAKE MINN CTF DEP 5.300% 12/11/25 DTD 10/11/23 RD 03/08 PD 03/11/24				1,044.32	USD
03/13/24		BOND INTEREST RECEIVED 74160NKA7	248000 PRIME ALLIANCE BK WOODS CROSS UTAH CTF DEP 5.200% 04/15/24 DTD 06/13/23 RD 03/12 PD 03/13/24				1,024.61	USD
03/14/24		BOND INTEREST RECEIVED 35907XFG7	248000 FRONTIER BK OMAHA NE CTF DEP 4.700% 07/14/26 DTD 07/14/23 RD 03/13 PD 03/14/24				926.09	USD
03/15/24		BOND INTEREST RECEIVED 3134GW870	248000 FEDERAL HOME LN MTG CORP MEDIUM TERM NTS FED 0.625% 09/15/25 B/E DTD 09/15/20 CLB RD 03/14 PD 03/15/24				775.00	USD
03/15/24		BOND INTEREST RECEIVED 88413QDC9	245000 THIRD FED SVGS & LN ASSN OF CLEVELAND CTF DEP 0.400% 03/15/24 B/E DTD 09/15/21 RD 03/14 PD 03/15/24				488.66	USD
03/18/24		BOND INTEREST RECEIVED 33650TAG5	248000 FIRST ST BK WINCHESTER OHIO CTF DEP 3.500% 09/16/25 DTD 09/16/22 CLB RD 03/15 PD 03/16/24				689.64	USD
03/20/24		INTEREST ON FREE CREDIT BALANCES USD999997	U.S.DOLLARS CURRENCY CREDIT INTEREST FOR INTEREST PERIOD ENDING 03-19-24 YIELDS WERE: CURRENT 1.000% EFFECTIVE 1.004%				13.35	USD
03/20/24		BOND INTEREST RECEIVED 02589AF31	243000 AMERICAN EXPRESS NATL BK BROKERED INTL CTF DEP PROGRAM INSTL CTF DEP 5.000% 09/21/26 DTD 09/20/23 RD 03/19 PD 03/20/24				6,058.36	USD
03/20/24		BOND INTEREST RECEIVED 73317ACL4	246000 POPULAR BK NEW YORK BRH INSTL CTF DEP PROGRAM 4.950% 09/17/26 B/E DTD 09/20/23 RD 03/19 PD 03/20/24				3,035.91	USD
03/21/24		BOND INTEREST RECEIVED 27002YGD2	248000 EAGLEBANK BETHESDA MD CTF DEP 5.050% 07/21/25 DTD 07/21/23 RD 03/20 PD 03/21/24				995.06	USD

Transactions by Type of Activity (continued)

Process/ Settlement Date	Trade/ Transaction Date	Activity Type	Description	Quantity	Price	Accrued Interest	Amount	Currency
Dividends and Interest (continued)								
03/21/24		BOND INTEREST RECEIVED 9497632V7	248000 WELLS FARGO BK N A SIOUX FALLS S D CTF DEP 4.500% 10/21/24 DTD 10/21/22 RD 03/20 PD 03/21/24				886.68	USD
03/22/24		BOND INTEREST RECEIVED 62847NDL7	248000 MVB BK INC FAIRMONT WEST VA CTF DEP 5.300% 03/22/24 B/E DTD 03/24/23 RD 03/21 PD 03/22/24				972.30	USD
03/22/24		BOND INTEREST RECEIVED 66736ACF4	248000 NORTHWEST BK BOISE IDAHO CTF DEP 5.250% 03/24/25 B/E DTD 03/22/23 RD 03/21 PD 03/22/24				1,034.47	USD
03/25/24		BOND INTEREST RECEIVED 04225AAC2	248000 ARMOR BK FORREST CITY ARK CTF DEP 5.300% 03/24/26 B/E DTD 03/24/23 CLB RD 03/22 PD 03/24/24				1,044.32	USD
03/25/24		BOND INTEREST RECEIVED 534732AV4	248000 LINCOLN SVGS BK REINBECK IOWA CTF DEP CT/365 0.600% 06/24/24 DTD 06/24/20 CLB RD 03/09 PD 03/24/24				118.22	USD
03/25/24		BOND INTEREST RECEIVED 78658RHM6	248000 SAFRA NATL BK NEW YORK CTF DEP INSTL CTF DEP 2.000% 03/24/25 DTD 03/23/22 CLB RD 03/22 PD 03/25/24				2,473.21	USD
03/26/24		BOND INTEREST RECEIVED 84287PHU9	248000 SOUTHERN FIRST BK N A GREENVILLE S C CTF DEP 4.600% 11/27/26 DTD 05/26/23 RD 03/25 PD 03/26/24				906.39	USD
03/27/24		BOND INTEREST RECEIVED 693963AE0	248000 PACIFIC ALLIANCE BK SAN GABRIEL CA CTF DEP 5.150% 03/27/25 B/E DTD 03/27/23 RD 03/26 PD 03/27/24				1,014.76	USD
03/27/24		BOND INTEREST RECEIVED 740367KG1	227000 PREFERRED BK LOS ANGELES CALIF CTF DEP 1.100% 03/27/24 B/E DTD 03/27/20 RD 03/12 PD 03/27/24				198.39	USD
03/28/24		BOND INTEREST RECEIVED 32056GDQ0	248000 FIRST INTERNET BK FISHERS IND CTF DEP 4.000% 09/29/25 DTD 09/28/22 RD 03/27 PD 03/28/24				788.16	USD
03/28/24		BOND INTEREST RECEIVED 45780PBBO	249000 INSTITUTION FOR SVGS IN NEWBURYPORT & ITS VIC MA CTF DEP 0.700% 10/28/24 DTD 10/28/21 CLB RD 03/27 PD 03/28/24				138.48	USD
03/28/24		BOND INTEREST RECEIVED 61768U4L8	248000 MORGAN STANLEY PRIVATE BK NATL ASSN INSTL CTF DEP PROGRAM 3.200% 11/28/25 DTD 05/31/22 CLB RD 03/27 PD 03/28/24				630.53	USD

March 1, 2024 - March 31, 2024
MEDINA CITY SCHOOLS

Transactions by Type of Activity (continued)

Process/ Settlement Date	Trade/ Transaction Date	Activity Type	Description	Quantity	Price	Accrued Interest	Amount	Currency
Dividends and Interest (continued)								
03/28/24		BOND INTEREST RECEIVED 654062KZO	248000 NICOLET NATL BK GREENBAY WIS CTF DEP 4.000% 03/28/24 B/E DTD 09/28/22 RD 03/27 PD 03/28/24				788.16	USD
03/28/24		BOND INTEREST RECEIVED 81500JBG7	248000 SECURITY ST BK FARWELL TEX CTF DEP 0.400% 03/28/24 B/E DTD 03/31/21 CLB RD 03/27 PD 03/28/24				76.10	USD
Total Dividends and Interest						\$0.00	\$40,869.37	USD
Distributions								
03/04/24		SECURITY REDEEMED 24773RBN4	DELTA NATL BK & TR CO NEW YORK NY CTF DEP 1.200% 03/04/24 DTD 03/31/20 MAT ACCOUNT REDEMPTION	-141,000.0000			141,000.00	USD
03/15/24		SECURITY REDEEMED 88413QDC9	THIRD FED SVGS & LN ASSN OF CLEVELAND CTF DEP 0.400% 03/15/24 B/E DTD 09/15/21 ACCOUNT REDEMPTION	-245,000.0000			245,000.00	USD
03/22/24		SECURITY REDEEMED 62847NOL7	MVB BK INC FAIRMONT WEST VA CTF DEP 5.300% 03/22/24 B/E DTD 03/24/23 ACCOUNT REDEMPTION	-248,000.0000			248,000.00	USD
03/27/24		SECURITY REDEEMED 740367KG1	PREFERRED BK LOS ANGELES CALIF CTF DEP 1.100% 03/27/24 B/E DTD 03/27/20 ACCOUNT REDEMPTION	-227,000.0000			227,000.00	USD
03/28/24		SECURITY REDEEMED 654062KZO	NICOLET NATL BK GREENBAY WIS CTF DEP 4.000% 03/28/24 B/E DTD 09/28/22 ACCOUNT REDEMPTION	-248,000.0000			248,000.00	USD
03/28/24		SECURITY REDEEMED 81500JBG7	SECURITY ST BK FARWELL TEX CTF DEP 0.400% 03/28/24 B/E DTD 03/31/21 CLB ACCOUNT REDEMPTION	-248,000.0000			248,000.00	USD
Total Distributions						\$0.00	\$1,357,000.00	USD
Cash Withdrawals and Deposits								
03/04/24		ELECTRONIC TRANSACTION USD999997	SEND TO BANK FOR ACH ACH HUNTINGTON NATIONAL BANK				-141,000.00	USD
03/08/24		ELECTRONIC DEPOSIT USD999997	RECV FR BANK FOR ACH ACH HUNTINGTON NATIONAL BANK				248,000.00	USD
03/15/24		ELECTRONIC TRANSACTION USD999997	SEND TO BANK FOR ACH ACH HUNTINGTON NATIONAL BANK				-245,000.00	USD

Transactions by Type of Activity (continued)

Process/ Settlement Date	Trade/ Transaction Date	Activity Type	Description	Quantity	Price	Accrued Interest	Amount	Currency
Cash Withdrawals and Deposits (continued)								
03/18/24		ELECTRONIC DEPOSIT USD999997	RECV FR BANK FOR ACH ACH HUNTINGTON NATIONAL BANK				240,000.00	USD
03/20/24		ELECTRONIC DEPOSIT USD999997	RECV FR BANK FOR ACH ACH HUNTINGTON NATIONAL BANK				240,000.00	USD
03/22/24		ELECTRONIC TRANSACTION USD999997	SEND TO BANK FOR ACH ACH HUNTINGTON NATIONAL BANK				-248,000.00	USD
03/27/24		ELECTRONIC TRANSACTION USD999997	SEND TO BANK FOR ACH ACH HUNTINGTON NATIONAL BANK				-227,000.00	USD
03/27/24		ELECTRONIC DEPOSIT USD999997	RECV FR BANK FOR ACH ACH HUNTINGTON NATIONAL BANK				240,000.00	USD
Total Cash Withdrawals and Deposits						\$0.00	\$107,000.00	USD
Total Value of Transactions						\$0.00	\$536,869.37	USD

The price and quantity displayed may have been rounded.

Fixed Income Analysis

Bond Quality

Bond Quality	Market Value	% of Bond Market Value	Percent of Fixed Income
AAA	477,360.14	4%	
Not Rated	11,753,978.34	96%	
Total	12,231,338.48	100%	

Bond Maturity Schedule

Bond Maturity	Market Value	% of Bond Market Value
Within 1 month	739,694.54	6%
1 to 6 months	2,208,060.46	18%
7 to 12 months	2,676,412.26	22%
1 to 5 years	6,607,171.22	54%
Total	12,231,338.48	100%

Percentages of bond market values are rounded to the nearest whole percentage.

Bond quality ratings reflect Moody's or Standard and Poor's ratings. Bonds may be rated by other services. Bonds that are in default are not included. Please refer to your Portfolio Holdings section.

March 1, 2024 - March 31, 2024
 MEDINA CITY SCHOOLS

Trades Not Settled

Settlement Date	Trade Date	Activity Type	Description	Quantity	Price	Accrued Interest	Settlement Amount
04/08/24	03/25/24	Buy	MINNWEST BK REDWOOD FALLS MINN CTF DEP 5.150% 04/08/26 DTD 04/08/24 CLB YLD 5.150 TO PAR	248,000.0000	100.0000	0.00	-248,000.00
Total Amount of Trades Not Settled							-\$248,000.00

Messages

Although a money market mutual fund (money fund) seeks to preserve the value of your investment at \$1 per share, it is possible to lose money by investing in a money fund. Shares of a money fund or the balance of a bank deposit product held in your brokerage account may be liquidated upon request with the proceeds credited to your brokerage account. Please see the money fund's prospectus or the bank deposit product's disclosure document or contact your advisor for additional information. Pursuant to SEC Rule 10b-10(b)(1) confirmations are not sent for purchases into money funds processed on the sweep platform. Pursuant to applicable regulation, account statements will be produced monthly or quarterly. Balances in Federal Deposit Insurance Corporation (FDIC)-insured bank deposit sweep products are not protected by Securities Investor Protection Corporation (SIPC).

Transition to Trade Date plus One (T1) Settlements

The U.S. will adopt a shortened settlement timeframe beginning with trade date May 28, 2024, for equities, corporate, municipal bonds and unit investment trusts. Moving from a T2 to a T1 settlement cycle will provide faster access to sale proceeds, but it also means that funds will be due on purchase transactions earlier.

Go Paperless by Selecting eDelivery

Eliminate paper and save natural resources with digital adoption. Electronic delivery (eDelivery) is faster, convenient and more secure. We offer eDelivery for account statements, prospectus documents, proxy or shareholder communications, tax documents, trade confirmations and more.

To enroll, log in to your brokerage account and look for the one-click eDelivery pop-up or simply select 'Go Paperless' at the top of any page and follow the on-screen prompts to set-up your preferences. Enrollment can be activated as quickly as the day you register, and you will be notified when documents are available in an online, password-protected portal.

Contact your financial professional if you have any questions about any of our digital tools.

PERSHING LLC ANNUAL DISCLOSURE OF IMPORTANT INFORMATION

TRADING ACTIVITY DISCLOSURES

PAYMENT FOR ORDER FLOW PRACTICES

Messages (continued)

Pershing sends equity orders to exchanges or broker-dealers for execution. Some of these market centers provide payments to Pershing or charge access fees depending upon the characteristics of the order and execution. Orders executed on one or more exchange(s) will either earn a rebate or be assessed an access fee based on each exchange's published fee schedule, which can typically be found on each exchange's web site. Exchange listed equity orders routed to an OTC market maker typically earn a cash payment per share for or per executed order with certain exclusions for OTC securities. The details of these payments and fees are available upon written request. Pershing receives payments for directing U.S. exchange listed options order flow to broker-dealers using Smart Order Routing technology, which allows Pershing to access price improvement auctions on the various options exchanges. Generally, Pershing receives a per-option contract cash payment. This disclosure only applies to orders routed to Pershing, for further routing and handling, by your firm. For a list of organizations that pay Pershing for nondirected order flow, please visit www.orderroutingdisclosure.com. Pershing executes certain equity orders with a fractional share component as principal. All orders with a fractional share component will be treated as "Not Held", which allows Pershing to execute the order without being held to the current national best bid and offer. Pershing also routes orders in preferred securities Pershing Preferred Market Making desk, which they may also execute as principal while facilitating the trade as a market maker.

BEST EXECUTION

Pershing selects certain market centers for routing non-directed orders that provide automated execution of substantially all electronically transmitted orders in OTC and exchange-listed equity securities. In the case of U.S. listed options Pershing selects certain wholesale brokers for routing non directed orders that provide access to option exchange price improvement auctions. The designated market centers and wholesale brokers to which orders are routed are selected based on the following:

- The consistent high quality of their executions in one or more market segments
- Their ability to provide opportunities for executions at prices superior to the national best bid of offer (NBBO)
- Service, technology reliability, accessibility speed of execution
- Cost and counterparty credit worthiness

Pershing regularly reviews reports for execution quality and other factors.

PERSHING LLC ANNUAL DISCLOSURE OF IMPORTANT INFORMATION

ACCOUNT-RELATED ACTIVITY DISCLOSURES

MARGIN DISCLOSURE

Securities held in your margin account will be used as collateral for margin loans made to you. Some firms increase the rate of interest Pershing charges on margin loans and in those cases, Pershing and your firm share in the interest you pay. If the securities in your margin account decline in value, your financial organization or Pershing can take action, such as issuing a margin call and/or selling securities or other assets in any of your accounts held with Pershing to maintain the required equity in the margin account. It is important that you fully understand the risks involved in purchasing securities on margin. These risks include:

- You may lose more funds or securities than you deposited in your margin account.
- Your financial organization or Pershing may force the sale of securities or other assets in your account(s).
- Your financial organization or Pershing can sell your securities or other assets in your account(s) without contacting you.
- You are not entitled to choose which securities or other assets in your account(s) are to be liquidated or sold to meet a margin call.
- Your financial organization or Pershing can increase its maintenance margin requirements at any time without advance written notice to you.
- You are not entitled to an extension of time on a margin call.

Your Margin Agreement with Pershing and your firm outlines your important obligations. The Margin Agreement is a legally binding contract, and it cannot be modified by conduct. The failure on the part of Pershing or your firm at any time to enforce its rights under the Margin Agreement will not, in any way, be deemed to waive, modify or relax any of the rights granted to Pershing or your firm to deal with the collateral on all loans advanced to you.

COVERED AGENCY TRANSACTIONS

March 1, 2024 - March 31, 2024
MEDINA CITY SCHOOLS**Messages (continued)**

Covered Agency Transactions include (1) To Be Announced Transactions, inclusive of adjustable-rate mortgage transactions, (2) Specified Pool Transactions and (3) transactions in Collateralized Mortgage Obligations (CMO), issued in conformity with a program of an agency or Government-Sponsored Enterprise, with a forward settlement dates. If your financial institution transacts in one of these securities with a Non-Netting FICC member, Pershing LLC (Pershing), a BNY Mellon company is not a party to these transactions and cannot guarantee settlement. If your financial institution were to encounter financial difficulty prior to the security converting to an industry (street) CUSIP Pershing will not be obligated to clear and settle those transactions.

SUBSTITUTE PAYMENT REIMBURSEMENT

As permitted under your Margin Agreement, Pershing may lend securities in your account when there is a debit balance. You are not entitled to receive a dividend when your securities are on loan over an ex-dividend date. Pershing may issue a substitute payment in lieu of the dividend and compensate you for the tax difference. A substitute payment received in lieu of a dividend may be eligible for a reimbursement to your account only if the account is open on the reimbursement date. Please note that these reimbursements are: (1) credited at Pershing's discretion; (2) subject to change; and (3) may be eliminated without advance notification. Pershing suggests that you contact your tax advisor to discuss the treatment of substitute payments.

SUBSTITUTE PAYMENT ON MUNICIPAL BOND INTEREST

Due to operational or other technical issues that Pershing, or your introducing firm may be experiencing, one or more of the municipal securities reflected in your account may not be in Pershing's possession and/or control. If the municipal security is not in Pershing's possession and/or control by the next regularly scheduled interest payment, a taxable substitute payment in lieu of tax-exempt municipal bond interest may have been paid. Pershing suggests that you contact your tax advisor to discuss the treatment of substitute payments.

CASH BALANCE/"FLOAT" DISCLOSURE

Pershing obtains a financial benefit attributable to the cash balances in any account (including Employee Retirement Income Security Act accounts that are held by Pershing), for the exclusive benefit of clients. Client cash balances are segregated and Pershing's financial benefit is in the form of either interest on such balances and/or reductions in expenses that Pershing would otherwise pay to such banks. These cash balances result from: (1) cash awaiting investment; or (2) cash pending distribution. With respect to cash awaiting investment (e.g., new contributions), Pershing obtains such financial benefit until the funds are automatically invested into a money market fund or bank deposit sweep product ("Sweep Product") or are used for other purposes, such as to purchase securities. If an account agreement provides for the automatic investment into a Sweep Product, such investment will take place on the day after the receipt of cash (and the financial benefit will be one day), unless timely instructions are received to manually purchase the Sweep Product on the same day that cash is received, which may be accommodated in certain cases. If the account agreement does not provide for automatic investment into a Sweep Product, no automatic investment will occur until the day after the appropriate instructions are added to your account by your firm. When Pershing receives a request for a distribution by check, the account is charged (debited) on the date the check is written. Pershing mails disbursement checks on the same day that they are written. Pershing may obtain the financial benefit described above from the date the check is written until the date the check is presented for payment, the timing of which is beyond Pershing's control. When a distribution is requested using an Automated Clearing House instruction, Pershing receives a one-day financial benefit in connection with the distribution. If the distribution is made using the Federal Reserve wire system, Pershing receives no financial benefit in connection with the distribution.

FEDERAL AND STATE TAX WITHHOLDING FOR RETIREMENT ACCOUNTS

You may, at any time, by contacting your firm, designate or change the federal and state income tax withholding election for distributions from your individual retirement account, 403(b)(7) custodial account or qualified retirement plan. If you do not have enough federal or state income tax withheld, you may be responsible for payment of estimated taxes. Penalties and interest may also apply.

Messages (continued)

SPECIAL NOTE FOR NON-U.S. ACCOUNTS

With respect to assets custodied by Pershing on your behalf, income and capital gains or distributions to you from your account may be taxable in your home jurisdiction and/or country of tax residence. Please consult your tax advisor for the appropriate tax treatment of your transactions.

Negative Interest Rates

In response to certain extraordinary economic conditions, some foreign countries have implemented a negative interest rate policy to stabilize their economies. Under such a policy, a central bank charges banks a fee to hold reserves, and, as a result, the banks then charge depositors a fee to maintain their deposits. Historically, the U.S. has not adopted policies resulting in negative interest rates, and there is no indication that the Federal Reserve Board plans to adopt such a policy in the future. If, however, such a policy is adopted in the U.S., banks may begin to charge fees to maintain deposits, which could result in fees being applied to certain balances such as those held through products like bank deposit sweep products. In such an event, a fee could be charged for maintaining deposits in certain scenarios.

PERSHING LLC ANNUAL DISCLOSURE OF IMPORTANT INFORMATION

Pershing LLC (Pershing), as the custodian for your accounts, is required to disclose certain information to you on an annual basis. This document contains those disclosures.

GENERAL DISCLOSURES

STATEMENT OF FINANCIAL CONDITION DATED DECEMBER 31, 2023

On December 31, 2023, Pershing regulatory net capital of \$2.50 billion was 17.17% of aggregate debit items and \$2.21 billion in excess of the minimum requirement. A complete copy of the December 31, 2023 Statement of Financial Condition is available at www.pershing.com/statement-of-financial-condition. You may request a free printed copy by calling (888) 860-8510.

RESPONSIBILITIES OF PERSHING

Pershing is a clearing broker that provides clearing, custody and execution services and other financial solutions to registered broker-dealers that introduce clients to us. Your firm has the primary responsibility for contact and communication with you and is also responsible for account opening document review and approval and investment advice.

ANTI-MONEY LAUNDERING AND FIGHTING TERRORISM

To help the government fight the funding of terrorism and money laundering activities, financial organizations are required by federal law to obtain, verify and record information that identifies each individual or entity that opens an account or requests credit. What this means for individuals: When an individual opens an account or requests credit, we will ask for that person's name, residence address, date of birth, tax identification number and other information that allows us to identify them. We may also ask for a driver's license, passport or other identifying documents. What this means for legal entities: When a corporation, partnership, trust or other legal entity opens an account or requests credit, we will ask for the entity's name, physical address, tax identification number and other information that will allow us to identify the entity. If applicable, the same information will be collected about the beneficial owner(s) of the entity. We may also ask for certain identifying documents, such as certified articles of incorporation, partnership agreements or a trust instrument.

The Department of Treasury's Office of Foreign Assets Control (OFAC) administers and enforces economic sanctions programs implemented by the government. Pershing is required to comply with all OFAC sanctions. This may include blocking or rejecting transactions or funds of certain individuals and entities if it reasonably believes violates any of the OFAC sanctions programs.

SECURITIES INVESTOR PROTECTION CORPORATION® (SIPC®) INFORMATION

March 1, 2024 - March 31, 2024
MEDINA CITY SCHOOLS**Messages (continued)**

Information regarding SIPC, including a SIPC brochure, may be obtained by contacting SIPC via its website at www.sipc.org or by telephone at (202) 371-8300. An investment in a bank deposit program insured by the Federal Deposit Insurance Corporation (FDIC) is covered by FDIC insurance (up to allowable limits), but not eligible for SIPC coverage. Please review your statement for additional information on the sweep product in your brokerage account.

FINANCIAL INDUSTRY REGULATORY AUTHORITY® (FINRA®) INVESTOR EDUCATION AND PROTECTION

A brochure that includes information describing FINRA BrokerCheck® may be obtained from FINRA at www.finra.org. The FINRA BrokerCheck hotline number is (800) 289-9999.

MUNICIPAL SECURITIES RULEMAKING BOARD® (MSRB®) RULE G-10 INVESTOR AND MUNICIPAL ADVISORY CLIENT EDUCATION AND PROTECTION

An investor brochure that describes the protections available under MSRB rules and instructions on how to file a complaint with an appropriate regulatory authority can be found on the MSRB website at www.msrb.org. Pershing is registered with the Securities and Exchange Commission (SEC) and MSRB and is a member of FINRA and the New York Stock Exchange (NYSE).

BUSINESS CONTINUITY

Pershing maintains a business continuity plan that includes geographically dispersed data centers and processing facilities. The plan is annually reviewed and updated as necessary. The plan outlines the actions Pershing will take in the event of an incident, including:

- Continuous processing support by personnel located in unaffected facilities.
- Relocating technology or operational personnel to alternate regional facilities.
- Switching of technology processing to an alternate regional data center.

All Pershing operational facilities are equipped for resumption of business and are tested. In circumstances within Pershing's control, it is Pershing's objective to resume business within four (4) hours or less, depending upon the availability of external resources. If your firm experiences a significant business interruption, you may contact Pershing directly to process limited trade-related transactions, cash disbursements and security transfers. Instructions to Pershing must be in writing to general.customer.service@bnymellon.com or by postal service to Pershing LLC, P.O. Box 2065, Jersey City, NJ 07303-2065. For additional information about how to request funds and securities when your firm cannot be contacted due to a significant business interruption, please access the information located in the Business Continuity and Other Disclosures link on the Pershing website at www.pershing.com. You may also call (201) 413-3635 for recorded instructions.

PROHIBITION AGAINST UNLAWFUL INTERNET GAMBLING

In accordance with the Unlawful Internet Gambling Enforcement Act (Act), transactions associated with unlawful internet gambling are prohibited. Specifically, the Act "prohibits any person engaged in the business of betting or wagering from knowingly accepting payments in connection with the participation of another person in unlawful internet gambling." Accordingly, you must not initiate or receive wire transfers, checks, drafts or other debit/credit transactions that are restricted by the Act. For more information, please refer to <https://www.federalreserve.gov/newsevents/pressreleases/bcreg20081112b.htm>.

IMPORTANT NOTICE FOR CALIFORNIA RESIDENTS

Pursuant to California state law (Part 3, Title 10 Chapter 7), as custodian of your assets, Pershing may be required to transfer your assets to the state of California if no activity occurs

Messages (continued)

within the statutorily defined time period. The State law defines the time period to be 36 months, during which time there is no activity within the account or communication between the account owner and the financial organization.

Cash Not Yet Received

Security	Record Date	Payable Date	Quantity Held	Rate	Dividend Option	Amount of Payment
Interest						
BANKWELL BK NEW CANAAN CONN CTF DEP 5.150% 03/31/25 B/E	03/29/24	04/01/24	248,000.0000	4.373972	Cash	1,084.75
CITIBANK NATL ASSN SIOUX FALLS S D CTF DEP	03/28/24	03/29/24	243,000.0000	25.430136	Cash	6,179.52
FIRST KEYSTONE CMNTY BK BERWICK PA CTF DEP	03/29/24	03/30/24	248,000.0000	0.493150	Cash	122.30
WOOD & HUSTON BK MARSHALL MO CTF DEP 4.700% 06/30/26	03/29/24	03/30/24	248,000.0000	3.863013	Cash	958.03
Total Cash Not Yet Received						\$8,344.60

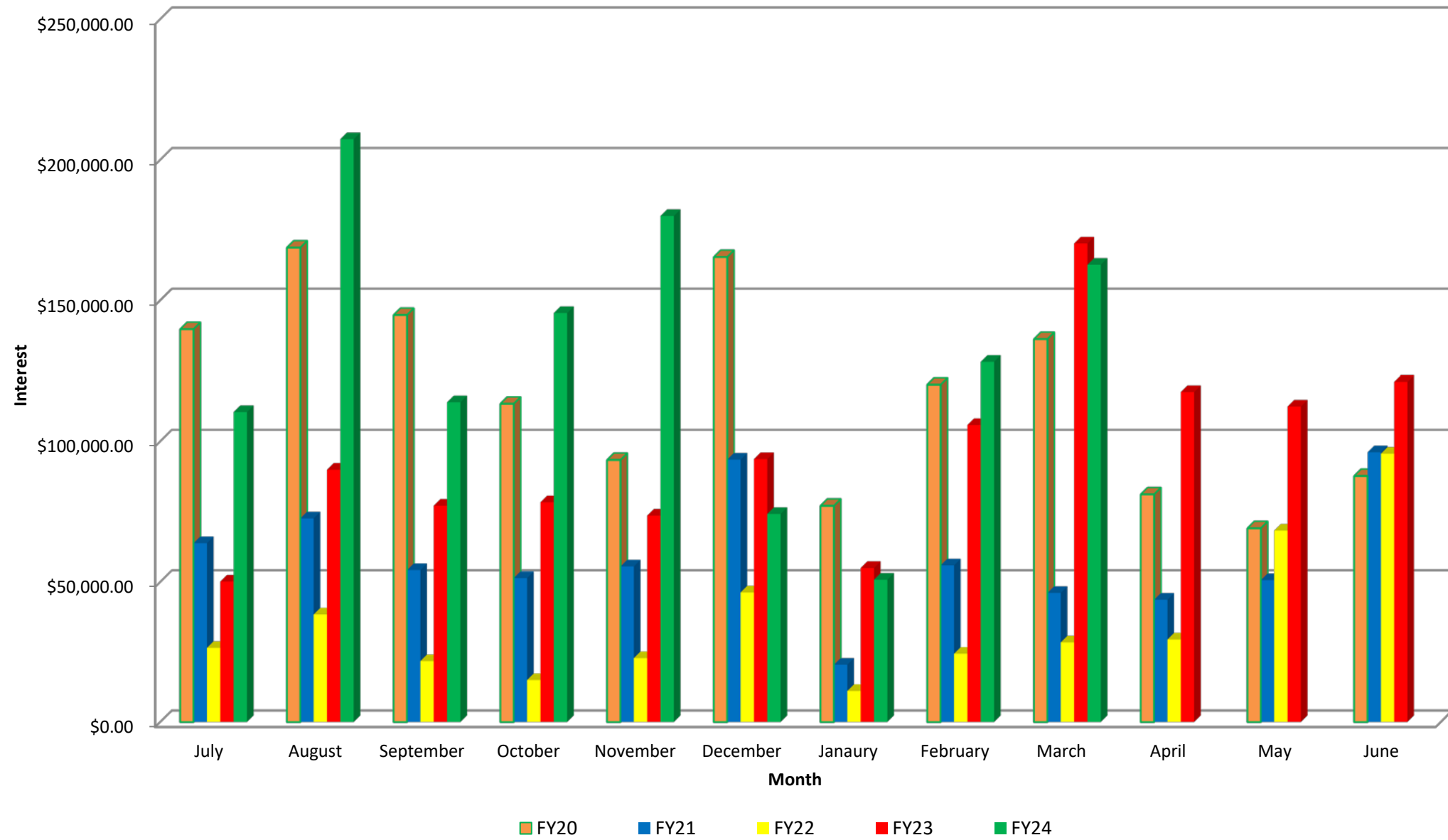
Assets shown here are not reflected in your account. This information has been received from sources we believe to be reliable. Pershing does not guarantee the accuracy of the information.

Important Information and Disclosures

The Role of Pershing

- **Pershing LLC, member FINRA, NYSE, carries your account as clearing broker pursuant to a clearing agreement with your financial institution.** Pershing is not responsible or liable for any acts or omissions of your financial institution or its employees and it does not supervise them. Pershing provides no investment advice nor does it assess the suitability of any transaction or order. Pershing acts as the agent of your financial institution and you agree that you will not hold Pershing or any person controlling or under common control with it liable for any investment losses incurred by you.
- Pershing performs several key functions at the direction of your financial institution. It acts as custodian for funds and securities you may deposit with it directly or through your financial institution or that it receives as the result of securities transactions it processes.
- Your financial institution is responsible for adherence to the securities laws, regulations and rules which apply to it regarding its own operations and the supervision of your account, its sales representatives and other personnel. Your financial institution is also responsible for approving the opening of accounts and obtaining account documents; the acceptance and, in certain instances, execution of securities orders; the assessment of the suitability of those transactions, where applicable; the rendering of investment advice, if any, to you and in general, for the ongoing relationship that it has with you.
- Inquiries concerning the positions and balances in your account may be directed to the **Pershing Customer Service Department at (201) 413-3333**. All other inquiries regarding your account or activity should be directed to your financial institution. Your financial organization's contact information can be found on the first page of this statement.
- For a description of other functions performed by Pershing please consult the Disclosure Statement provided to you upon the opening of your account. This notice is not meant as a definitive enumeration of every possible circumstance, but as a general disclosure. If you have any questions regarding this notice or if you would like additional copies of the Disclosure Statement, please contact your financial institution.
- Pershing is a member of the Securities Investor Protection Corporation (SIPC®). Please note that SIPC does not protect against loss due to market fluctuation. In addition to SIPC protection, Pershing provides coverage in excess of SIPC limits. For more detailed information please visit: www.pershing.com/about/strength-and-stability.
- This statement will be deemed conclusive. You are advised to report any inaccuracy or discrepancy (including unauthorized trading) promptly, but no later than ten days after receipt of this statement, to your financial organization and Pershing. Please be advised that any oral communication should be re-confirmed in writing to further protect your rights, including your rights under the Securities Investor Protection Act.
- Your financial organization's contact information can be found on the first page of this statement. Pershing's contact information is as follows: **Pershing LLC, Legal Department,**

Total Monthly Interest Earnings



POWERSCHOOL
DATE: 04/09/2024
TIME: 08:47:22
SELECTION CRITERIA : ALL

MEDINA CITY SCHOOLS
OH Cash Position Report

PAGE NUMBER: 1

ACCOUNTING PERIOD : 9/24

FUND	SCC	DESCRIPTION	BEGIN	MTD	FYTD	MTD	FYTD	CURRENT	CURRENT	UNENCUMBERED
			BALANCE	RECEIPTS	RECEIPTS	EXPENDITURES	EXPENDITURES	FUND BALANCE	ENCUMBRANCE	FUND BALANCE

001	0000	GENERAL FUND								
		23,668,444.44	5,339,504.33	66,961,698.37	8,034,242.69	59,612,229.27	31,017,913.54	3,568,852.39		27,449,061.15
001	0950	GENERAL FUND - CHROME								
		251,148.18	6,668.00	93,534.00	0.00	0.00	344,682.18	0.00		344,682.18
001	1000	GENERAL FUND								
		593,809.20	0.00	0.00	0.00	0.00	593,809.20	0.00		593,809.20
001	2000	GENERAL FUND								
		681,740.87	18,250.49	451,431.98	0.00	0.00	1,133,172.85	0.00		1,133,172.85

Total For Fund 001:										
		25,195,142.69	5,364,422.82	67,506,664.35	8,034,242.69	59,612,229.27	33,089,577.77	3,568,852.39		29,520,725.38
002	9000	BOND RETIRE - ELEM/HIGH								
		3,690,068.83	244,810.00	3,841,562.55	0.00	3,868,380.39	3,663,250.99	657,386.50		3,005,864.49
002	9012	SALES TAX - COPS								
		0.00	0.00	1,370,657.68	0.00	1,370,657.68	0.00	357,759.82		-357,759.82

Total For Fund 002:										
		3,690,068.83	244,810.00	5,212,220.23	0.00	5,239,038.07	3,663,250.99	1,015,146.32		2,648,104.67
003	0000	PERMANENT IMPROVEMENT								
		340,994.61	0.00	0.00	0.00	0.00	340,994.61	0.00		340,994.61
003	9000	PERMANENT IMPROVEMENT								
		13,601.14	0.00	0.00	0.00	0.00	13,601.14	0.00		13,601.14
003	9001	REC CENTER-PERMANENT IMP								
		243,131.08	0.00	130,000.00	-482,868.46	427,733.20	-54,602.12	36,572.50		-91,174.62

Total For Fund 003:										
		597,726.83	0.00	130,000.00	-482,868.46	427,733.20	299,993.63	36,572.50		263,421.13
006	0000	LUNCHROOM FUND								
		-936,761.73	186,211.95	1,303,428.67	158,394.70	1,185,788.04	-819,121.10	13,957.32		-833,078.42
006	9006	LUNCHROOM - FED FUNDS								
		2,215,240.79	257,063.63	790,108.45	112,887.16	834,744.58	2,170,604.66	414,808.78		1,755,795.88

POWERSCHOOL
DATE: 04/09/2024
TIME: 08:47:22
SELECTION CRITERIA : ALL

MEDINA CITY SCHOOLS
OH Cash Position Report

PAGE NUMBER: 2

ACCOUNTING PERIOD : 9/24

FUND	SCC	DESCRIPTION	BEGIN	MTD	FYTD	MTD	FYTD	CURRENT	CURRENT	UNENCUMBERED
			BALANCE	RECEIPTS	RECEIPTS	EXPENDITURES	EXPENDITURES	FUND BALANCE	ENCUMBRANCE	FUND BALANCE
006	9022	P-EBT ADMINISTRATIVE FUND								
		3,691.00	0.00	0.00	0.00	0.00	3,691.00	0.00	3,691.00	

Total For Fund	006:									
		1,282,170.06	443,275.58	2,093,537.12	271,281.86	2,020,532.62	1,355,174.56	428,766.10	926,408.46	
007	9004	COLLINS SCH/POST-GRADUATE								
		1,535.77	86.70	17,283.55	0.00	0.00	18,819.32	17,000.00	1,819.32	
007	9022	BREWER GARRETT SCH								
		12,547.17	59.77	426.02	0.00	0.00	12,973.19	0.00	12,973.19	
007	9110	ART TRUST - GARFIELD								
		11,827.04	56.34	401.54	0.00	0.00	12,228.58	0.00	12,228.58	
007	9111	CHARLES STANGEL SCH								
		0.00	500.00	500.00	0.00	0.00	500.00	0.00	500.00	
007	9333	RIOS STUDENT LEADER SCH								
		21,075.37	115.98	4,100.09	0.00	0.00	25,175.46	5,000.00	20,175.46	
007	9901	BIXLER SCHOLARSHIP FUND								
		130.11	0.62	4.41	0.00	0.00	134.52	0.00	134.52	

Total For Fund	007:									
		47,115.46	819.41	22,715.61	0.00	0.00	69,831.07	22,000.00	47,831.07	
008	9002	KANEHL MUSIC TRUST								
		28,743.16	0.00	0.00	0.00	0.00	28,743.16	500.00	28,243.16	
008	9003	RICHARD HOFFMAN COLLINS								
		736,925.09	27,192.68	87,813.76	0.00	0.00	824,738.85	50,000.00	774,738.85	
008	9112	ELAINE BUSHMAN FUND								
		19,161.49	0.00	646.24	0.00	0.00	19,807.73	1,000.00	18,807.73	

Total For Fund	008:									
		784,829.74	27,192.68	88,460.00	0.00	0.00	873,289.74	51,500.00	821,789.74	
009	9000	STAR								
		988.90	869.50	32,423.95	0.00	0.00	33,412.85	0.00	33,412.85	

POWERSCHOOL
DATE: 04/09/2024
TIME: 08:47:22
SELECTION CRITERIA : ALL

MEDINA CITY SCHOOLS
OH Cash Position Report

PAGE NUMBER: 3

ACCOUNTING PERIOD : 9/24

FUND	SCC	DESCRIPTION	BEGIN BALANCE	MTD RECEIPTS	FYTD RECEIPTS	MTD EXPENDITURES	FYTD EXPENDITURES	CURRENT FUND BALANCE	CURRENT ENCUMBRANCE	UNENCUMBERED FUND BALANCE
009	9110	UNIFORM SUPPLIES GA 3,854.30	323.00	2,230.80	98.46	4,662.85	1,422.25	5,175.70	-3,753.45	
009	9120	UNIFORM SUPPLIES - CN 15,765.94	259.00	7,456.40	378.55	7,611.67	15,610.67	2,630.72	12,979.95	
009	9130	UNIFORM SUPPLIES - FN 6,670.93	204.00	9,142.75	599.61	10,498.65	5,315.03	1,022.02	4,293.01	
009	9140	UNIFORM SUPPLIES - HE 16,699.53	141.00	7,155.50	0.00	6,079.83	17,775.20	5,223.92	12,551.28	
009	9160	UNIFORM SUPPLIES - BL 5,303.22	551.00	10,873.75	1,203.47	9,467.21	6,709.76	3,758.09	2,951.67	
009	9170	UNIFORM SUPPLIES - WA 24,729.68	141.00	11,813.00	56.83	8,408.62	28,134.06	2,932.65	25,201.41	
009	9180	UNIFORM SUPPLIES - NO 12,013.99	246.00	9,254.50	0.00	9,099.88	12,168.61	2,500.00	9,668.61	
009	9200	UNIFORM SUPPLIES - CL 20,009.61	797.00	17,462.10	215.75	17,006.35	20,465.36	9,750.92	10,714.44	
009	9210	UNIFORM SUPPLIES - RT 7,947.71	386.50	20,970.05	2,648.22	15,480.09	13,437.67	5,099.76	8,337.91	
009	9300	UNIFORM SUPPLIES - HS 64,502.77	24,516.47	153,929.43	7,804.27	63,289.89	155,142.31	95,258.86	59,883.45	
009	9301	MHS GRADUATION 976.10	1,441.00	4,851.00	0.00	34.75	5,792.35	10,465.25	-4,672.90	
009	9304	AVIATION/PHOTOGRAPHY 3.87	0.00	0.00	0.00	0.00	3.87	0.00	3.87	

Total For Fund 009:		179,466.55	29,875.47	287,563.23	13,005.16	151,639.79	315,389.99	143,817.89	171,572.10	
014	9016	MEDINA CNTY JUV DET CNTR 123,134.45	7,315.00	101,460.00	36,425.16	257,882.09	-33,287.64	0.00	-33,287.64	
014	9116	EVOLVE 616,881.56	105,595.20	774,338.90	121,708.57	859,976.20	531,244.26	185,343.81	345,900.45	

Total For Fund 014:		740,016.01	112,910.20	875,798.90	158,133.73	1,117,858.29	497,956.62	185,343.81	312,612.81	

POWERSCHOOL
DATE: 04/09/2024
TIME: 08:47:22
SELECTION CRITERIA : ALL

MEDINA CITY SCHOOLS
OH Cash Position Report

PAGE NUMBER: 4

ACCOUNTING PERIOD : 9/24

FUND	SCC	DESCRIPTION	BEGIN BALANCE	MTD RECEIPTS	FYTD RECEIPTS	MTD EXPENDITURES	FYTD EXPENDITURES	CURRENT FUND BALANCE	CURRENT ENCUMBRANCE	UNENCUMBERED FUND BALANCE
016	0000	EMERGENCY LEVY	16,351,613.27	428,120.70	7,008,416.80	829,637.48	7,419,439.85	15,940,590.22	338,997.75	15,601,592.47
016	0410	EMERGENCY LEVY	-263,873.52	0.00	0.00	14,728.68	105,446.51	-369,320.03	0.00	-369,320.03
016	1000	EMERGENCY LEVY	-1,310,023.18	0.00	0.00	64,052.55	470,374.74	-1,780,397.92	0.00	-1,780,397.92
<hr/>										
Total For Fund 016:			14,777,716.57	428,120.70	7,008,416.80	908,418.71	7,995,261.10	13,790,872.27	338,997.75	13,451,874.52
<hr/>										
018	0000	PRINT SHOP	6,683.33	0.00	0.00	0.00	0.00	6,683.33	0.00	6,683.33
018	9000	PUBLIC SCHOOL SUP - SUPER	16.70	0.00	0.00	0.00	0.00	16.70	0.00	16.70
018	9110	PRINCIPAL'S FUND - GA	11,657.93	164.25	2,476.60	501.34	7,221.75	6,912.78	12,791.43	-5,878.65
018	9111	GARFIELD SCHOOL STORE	49.99	0.00	0.00	0.00	0.00	49.99	0.00	49.99
018	9113	GARFIELD MEDIA CENTER	563.34	0.00	40.70	0.00	475.94	128.10	3,020.00	-2,891.90
018	9120	PRINCIPAL - CN	57,375.66	2,667.60	2,887.91	839.64	45,535.28	14,728.29	4,630.39	10,097.90
018	9122	CANAVAN SCHOOL STORE	586.69	0.00	0.00	0.00	0.00	586.69	0.00	586.69
018	9123	BOOK FAIR - CANAVAN	2,112.05	0.00	25,838.12	0.00	3,917.27	24,032.90	0.00	24,032.90
018	9130	PRINCIPAL - FN	38,283.66	5,064.80	14,560.32	1,464.71	10,680.02	42,163.96	8,897.62	33,266.34
018	9133	BOOK FAIR - FENN	1,514.66	24.61	85.36	0.00	0.00	1,600.02	0.00	1,600.02
018	9135	MEDINA SKI TEAM	474.67	0.00	0.00	0.00	0.00	474.67	0.00	474.67
018	9140	PRINCIPAL'S FUND - HE	46,856.38	0.00	3,203.03	2,510.92	7,225.85	42,833.56	1,484.89	41,348.67
018	9143	HERITAGE MEDIA CENTER	2,226.35	0.00	0.00	0.00	0.00	2,226.35	0.00	2,226.35
018	9160	PRINCIPAL'S FUND - BL	41,447.36	4,236.30	10,278.36	1,537.74	12,573.62	39,152.10	2,359.03	36,793.07

POWERSCHOOL
 DATE: 04/09/2024
 TIME: 08:47:22
 SELECTION CRITERIA : ALL

MEDINA CITY SCHOOLS
 OH Cash Position Report

PAGE NUMBER: 5

ACCOUNTING PERIOD : 9/24

FUND	SCC	DESCRIPTION BEGIN BALANCE	MTD RECEIPTS	FYTD RECEIPTS	MTD EXPENDITURES	FYTD EXPENDITURES	CURRENT FUND BALANCE	CURRENT ENCUMBRANCE	UNENCUMBERED FUND BALANCE
<hr/>									
018	9161	PBIS - BLAKE 3,248.50	0.00	0.00	0.00	1,650.00	1,598.50	0.00	1,598.50
018	9163	BLAKE MEDIA CENTER 13,118.41	30.36	147.82	0.00	50.00	13,216.23	0.00	13,216.23
018	9170	PRINCIPALS FUND - WA 78,815.43	3,680.20	6,668.01	23.12	16,260.10	69,223.34	8,884.86	60,338.48
018	9171	WAITE SCHOOL STORE 220.00	50.00	160.00	0.00	228.27	151.73	200.00	-48.27
018	9173	MEDIA CENTER WA 5,239.53	5.00	54.79	0.00	0.00	5,294.32	0.00	5,294.32
018	9180	PRINCIPALS FUND NO 67,088.84	4,494.80	9,524.83	1,003.18	28,498.11	48,115.56	9,154.92	38,960.64
018	9181	NO SCHOOL STORE 1,631.19	0.00	0.00	0.00	0.00	1,631.19	0.00	1,631.19
018	9183	MEDIA CENTER NO 8,759.38	0.00	0.00	0.00	0.00	8,759.38	13,000.00	-4,240.62
018	9184	FIELD TRIPS NO 146.00	0.00	0.00	0.00	0.00	146.00	0.00	146.00
018	9200	PRINCIPAL'S FUND - CL 48,468.81	6,015.20	11,965.01	1,127.51	13,486.87	46,946.95	8,211.57	38,735.38
018	9203	CL MEDIA CENTER 5,629.54	0.00	3,599.12	0.00	3,519.92	5,708.74	0.00	5,708.74
018	9210	PRINCIPAL'S FUND - RT 36,774.81	0.00	2,946.85	298.38	7,502.93	32,218.73	7,547.05	24,671.68
018	9211	ROOT M.S. MEDIA CENTER 10,629.86	0.00	3,247.51	0.00	3,280.54	10,596.83	0.00	10,596.83
018	9300	PRINCIPAL'S FUND - HS 23,531.31	1,680.00	20,141.70	193.03	22,031.44	21,641.57	18,102.64	3,538.93
018	9301	MEDIA CENTER FUND 1,554.50	0.00	0.00	0.00	0.00	1,554.50	0.00	1,554.50
018	9302	SPECIAL FUNDRAISER - HS 29,909.37	0.00	0.00	0.00	0.00	29,909.37	29,000.00	909.37
018	9303	PERFORMING ARTS 159,402.65	5,680.00	46,971.00	6,924.50	23,692.74	182,680.91	83,123.27	99,557.64
018	9304	BUZZ 23,253.34	2,967.01	16,935.06	1,942.68	12,185.33	28,003.07	13,313.70	14,689.37
018	9305	FLEXIBLE CREDIT FUND 8,434.56	0.00	0.00	0.00	0.00	8,434.56	0.00	8,434.56
018	9306	FEED THE BEES 7,622.41	0.00	1,400.00	215.59	1,306.01	7,716.40	6,193.99	1,522.41

POWERSCHOOL
DATE: 04/09/2024
TIME: 08:47:22
SELECTION CRITERIA : ALL

MEDINA CITY SCHOOLS
OH Cash Position Report

PAGE NUMBER: 6

ACCOUNTING PERIOD : 9/24

FUND	SCC	DESCRIPTION BEGIN BALANCE	MTD RECEIPTS	FYTD RECEIPTS	MTD EXPENDITURES	FYTD EXPENDITURES	CURRENT FUND BALANCE	CURRENT ENCUMBRANCE	UNENCUMBERED FUND BALANCE
018	9307	MHS LOCAL GRANTS 74.85	0.00	0.00	0.00	1,258.34	-1,183.49	2,740.15	-3,923.64
018	9308	MHS HOPE SQUAD 1,216.16	410.00	3,430.00	39.03	1,570.68	3,075.48	1,721.42	1,354.06
018	9884	FACILITY RENTAL 85,394.82	0.00	661.00	0.00	0.00	86,055.82	0.00	86,055.82
018	9900	INSERVICE - CENTRAL 3,702.01	0.00	0.00	0.00	0.00	3,702.01	0.00	3,702.01
018	9901	PUBLIC SCH SUPPORT - INST 1,743.89	0.00	0.00	0.00	0.00	1,743.89	0.00	1,743.89
018	9902	INSERVICE - SUPER 11,224.52	0.00	0.00	0.00	0.00	11,224.52	0.00	11,224.52
018	9903	BOARD/STUDENT DEVELOPMENT 2,800.00	0.00	0.00	0.00	0.00	2,800.00	0.00	2,800.00
018	9904	WELLNESS FUND 502.00	0.00	0.00	0.00	0.00	502.00	0.00	502.00
018	9905	PUBLIC SCH SUPT/STUD SERV 51,248.39	0.00	0.00	0.00	0.00	51,248.39	0.00	51,248.39
018	9906	COMMUNICA-PUBLIC SCH SUP 675.90	0.00	525.00	0.00	525.00	675.90	0.00	675.90
018	9907	STEAM - SUMMER ENRICHMENT 5,374.82	0.00	0.00	0.00	0.00	5,374.82	0.00	5,374.82
018	9908	GRANT US HOPE -317.00	0.00	0.00	0.00	0.00	-317.00	0.00	-317.00
018	9910	MAINTENANCE DEPARTMENT 3,902.36	0.00	0.00	0.00	0.00	3,902.36	0.00	3,902.36
018	9915	BIKE TO SCHOOL 788.22	500.00	2,500.00	0.00	0.00	3,288.22	2,795.48	492.74
018	9916	SPIRIT NIGHT 4,396.64	0.00	1,500.00	0.00	2,950.88	2,945.76	210.46	2,735.30
018	9917	HALL OF FAME 1,235.05	0.00	0.00	0.00	0.00	1,235.05	0.00	1,235.05
018	9918	SPOTLIGHT ON STUDENTS 816.53	0.00	375.00	0.00	286.62	904.91	153.07	751.84
018	9919	STUDENT ART SHOW 621.60	0.00	500.00	397.40	594.60	527.00	0.00	527.00
018	9920	TRSP FUND 1,514.98	0.00	0.00	0.00	0.00	1,514.98	0.00	1,514.98
018	9922	AMERICAN HEART GRANT 1,000.00	0.00	0.00	0.00	0.00	1,000.00	0.00	1,000.00

POWERSCHOOL
DATE: 04/09/2024
TIME: 08:47:22
SELECTION CRITERIA : ALL

MEDINA CITY SCHOOLS
OH Cash Position Report

PAGE NUMBER: 7

ACCOUNTING PERIOD : 9/24

FUND	SCC	DESCRIPTION	BEGIN BALANCE	MTD RECEIPTS	FYTD RECEIPTS	MTD EXPENDITURES	FYTD EXPENDITURES	CURRENT FUND BALANCE	CURRENT ENCUMBRANCE	UNENCUMBERED FUND BALANCE
018	9930	RESOURCE CONNECTION	1,500.00	0.00	0.00	0.00	0.00	1,500.00	0.00	1,500.00
<hr/>										
Total For Fund	018:		922,742.95	37,670.13	192,623.10	19,018.77	228,508.11	886,857.94	237,535.94	649,322.00
019	9000	ADAMH GRANT	240.00	0.00	0.00	0.00	0.00	240.00	0.00	240.00
019	9018	LOWE'S LIGHT UP GA FY08	48.08	0.00	0.00	0.00	0.00	48.08	0.00	48.08
019	9020	RIF PROGRAM GRANT - NO	400.73	0.00	0.00	0.00	0.00	400.73	0.00	400.73
019	9021	JENNINGS - B - BRYNIARSKI	0.82	0.00	0.00	0.00	0.00	0.82	0.00	0.82
019	9023	PUB EDU LEADERSHIP COM GT	0.01	0.00	0.00	0.00	0.00	0.01	0.00	0.01
019	9029	M H J GRANT/ZAVESKY/FY09	6.82	0.00	0.00	0.00	0.00	6.82	0.00	6.82
019	9030	PERF BASD ASSMENT GT FY10	79.76	0.00	0.00	0.00	0.00	79.76	0.00	79.76
019	9031	PBA FY11	256.96	0.00	0.00	0.00	0.00	256.96	0.00	256.96
019	9113	ACS-HACH CHEM GT - HAMMAN	96.34	0.00	0.00	0.00	0.00	96.34	0.00	96.34
019	9121	ADAMH GRANT	40,405.00	0.00	0.00	1,100.00	4,875.00	35,530.00	1,150.00	34,380.00
019	9180	PPG INNOV CLASSRM GT-NO	15.31	0.00	0.00	0.00	0.00	15.31	0.00	15.31
019	9181	FIRST ENERGY GRANT	0.16	0.00	0.00	0.00	0.00	0.16	0.00	0.16
019	9213	VIDEO CLUB GRANT - MHS	2.82	0.00	0.00	0.00	0.00	2.82	0.00	2.82
019	9301	PPG GRANT - ROBOTICS	9.07	0.00	0.00	0.00	0.00	9.07	0.00	9.07
019	9313	JENNINGS - NOP - MILLER	13.86	0.00	0.00	0.00	0.00	13.86	0.00	13.86
019	9413	3M AND OTHER GRANT	152.03	0.00	0.00	0.00	0.00	152.03	0.00	152.03

POWERSCHOOL
DATE: 04/09/2024
TIME: 08:47:22
SELECTION CRITERIA : ALL

MEDINA CITY SCHOOLS
OH Cash Position Report

PAGE NUMBER: 8

ACCOUNTING PERIOD : 9/24

FUND	SCC	DESCRIPTION	BEGIN BALANCE	MTD RECEIPTS	FYTD RECEIPTS	MTD EXPENDITURES	FYTD EXPENDITURES	CURRENT FUND BALANCE	CURRENT ENCUMBRANCE	UNENCUMBERED FUND BALANCE
019	9513	NEA STUDENT ACHIEVE GT	191.88	0.00	0.00	0.00	0.00	191.88	0.00	191.88
019	9715	FUEL UP - BLAKE	23.82	0.00	0.00	0.00	0.00	23.82	0.00	23.82
019	9920	M H J SUPPORT STUGGLING	1,000.00	0.00	0.00	0.00	0.00	1,000.00	0.00	1,000.00

Total For Fund	019:		42,943.47	0.00	0.00	1,100.00	4,875.00	38,068.47	1,150.00	36,918.47
020	9001	TRANSPORTATION ENTERPRISE	167,634.78	0.00	6,071.61	0.00	1,335.64	172,370.75	3,664.36	168,706.39

Total For Fund	020:		167,634.78	0.00	6,071.61	0.00	1,335.64	172,370.75	3,664.36	168,706.39
022	9000	UNCLAIMED FUNDS	66,495.58	0.00	654.00	0.00	0.00	67,149.58	5,000.00	62,149.58
022	9093	DIVERSION PROG ADAMHS BD	1,000.00	0.00	0.00	0.00	0.00	1,000.00	0.00	1,000.00
022	9094	DIVERSION PROG ADAMHS BD	1,000.00	0.00	0.00	0.00	0.00	1,000.00	0.00	1,000.00
022	9300	OH HS ATH ASSOC FUND	10,114.54	9,431.00	19,757.00	0.00	8,878.04	20,993.50	4,173.16	16,820.34

Total For Fund	022:		78,610.12	9,431.00	20,411.00	0.00	8,878.04	90,143.08	9,173.16	80,969.92
024	9001	MED AND DRUG/SELF INS	4,339,814.61	913,444.01	8,199,740.98	918,644.95	8,897,512.31	3,642,043.28	3,107,602.17	534,441.11
024	9002	DENT SELF INS	688,881.52	61,542.78	555,101.08	53,811.18	534,037.09	709,945.51	156,188.82	553,756.69
024	9094	FLEX PRO	68,882.32	37,127.97	174,263.86	21,226.61	165,887.20	77,258.98	94,846.49	-17,587.51

POWERSCHOOL
DATE: 04/09/2024
TIME: 08:47:22
SELECTION CRITERIA : ALL

MEDINA CITY SCHOOLS
OH Cash Position Report

PAGE NUMBER: 9

ACCOUNTING PERIOD : 9/24

FUND	SCC	DESCRIPTION	BEGIN BALANCE	MTD RECEIPTS	FYTD RECEIPTS	MTD EXPENDITURES	FYTD EXPENDITURES	CURRENT FUND BALANCE	CURRENT ENCUMBRANCE	UNENCUMBERED FUND BALANCE

Total For Fund	024:									
			5,097,578.45	1,012,114.76	8,929,105.92	993,682.74	9,597,436.60	4,429,247.77	3,358,637.48	1,070,610.29

027	0000	WORK COMP-SELF INS								
			517,470.87	19,531.02	129,406.25	22,250.13	216,682.24	430,194.88	111,562.02	318,632.86

Total For Fund	027:									
			517,470.87	19,531.02	129,406.25	22,250.13	216,682.24	430,194.88	111,562.02	318,632.86

071	9013	SALES TAX P I								
			3,479,546.49	0.00	3,205,873.86	63,931.28	2,741,418.93	3,944,001.42	257,528.50	3,686,472.92

Total For Fund	071:									
			3,479,546.49	0.00	3,205,873.86	63,931.28	2,741,418.93	3,944,001.42	257,528.50	3,686,472.92

200	9110	GA STUD COUN/K-KIDS CLUB								
			534.56	6.39	972.69	50.12	119.82	1,387.43	1,517.54	-130.11
200	9121	CN STUDENT COUNCIL								
			1,459.40	6.95	49.54	0.00	0.00	1,508.94	0.00	1,508.94
200	9134	FN STUDENT BUSINESS								
			9.98	0.05	0.33	0.00	0.00	10.31	0.00	10.31
200	9140	HE STUDENT COUNCIL								
			173.63	0.83	5.91	0.00	0.00	179.54	0.00	179.54
200	9184	NO STUDENT COUNCIL								
			55.57	0.26	1.88	0.00	0.00	57.45	0.00	57.45
200	9185	NO K-KIDS KIWANIS CLUB								
			12,147.30	57.86	412.43	0.00	0.00	12,559.73	0.00	12,559.73
200	9201	ROBOTICS CLUB CL								
			381.49	2.56	396.17	222.65	222.65	555.01	77.35	477.66
200	9202	CL STUDENT COUNCIL								
			2,988.56	3,980.25	5,807.15	0.00	1,991.73	6,803.98	1,918.74	4,885.24
200	9204	CL CHEERLEADERS								
			557.91	2.66	18.95	0.00	0.00	576.86	0.00	576.86

POWERSCHOOL
DATE: 04/09/2024
TIME: 08:47:22
SELECTION CRITERIA : ALL

MEDINA CITY SCHOOLS
OH Cash Position Report

PAGE NUMBER: 10

ACCOUNTING PERIOD : 9/24

FUND	SCC	DESCRIPTION	BEGIN	BALANCE	MTD RECEIPTS	FYTD RECEIPTS	MTD EXPENDITURES	FYTD EXPENDITURES	CURRENT FUND BALANCE	CURRENT ENCUMBRANCE	UNENCUMBERED FUND BALANCE
200	9205	CL BUILDERS CLUB									
		3,836.20			18.27	130.24	0.00	0.00	3,966.44	0.00	3,966.44
200	9209	CL DRAMA CLUB									
		33,551.92			10,291.24	11,258.99	3,171.05	4,786.43	40,024.48	962.57	39,061.91
200	9251	ROBOTICS CLUB RT									
		136.71			1.82	363.06	104.61	104.61	395.16	270.39	124.77
200	9253	RT BUILDERS' CLUB									
		6,721.88			32.02	228.22	0.00	0.00	6,950.10	2,000.00	4,950.10
200	9254	RT HONORS ACADEMY									
		7,221.92			35.45	1,378.10	0.00	904.80	7,695.22	3,095.20	4,600.02
200	9256	RT DRAMA CLUB									
		6,138.27			29.24	208.42	0.00	0.00	6,346.69	3,000.00	3,346.69
200	9258	RT STUD COUNCIL									
		5,856.42			34.60	2,798.50	723.36	1,143.56	7,511.36	356.44	7,154.92
200	9301	YG AMERICANS FOR FREEDOM									
		0.21			0.00	0.00	0.00	0.00	0.21	0.00	0.21
200	9302	ART CLUB									
		1,171.52			15.87	550.55	0.00	448.24	1,273.83	866.76	407.07
200	9303	CULTURAL EXPLORATION									
		209.26			1.00	7.10	0.00	0.00	216.36	208.00	8.36
200	9304	CAREER ASSOCIATION									
		0.37			0.00	0.00	0.00	0.00	0.37	0.00	0.37
200	9305	CHEMCLUB									
		2.27			0.01	0.08	0.00	0.00	2.35	0.00	2.35
200	9307	VOCAL									
		50,986.09			1,753.72	12,932.44	4,000.00	22,300.37	41,618.16	17,365.00	24,253.16
200	9309	IMPROV CLUB									
		614.62			2.93	20.87	0.00	0.00	635.49	1,400.00	-764.51
200	9310	D E P - NAT'L GERMAN HON									
		0.45			0.00	0.00	0.00	0.00	0.45	0.00	0.45
200	9312	DRAMA CLUB									
		20,990.47			111.99	13,556.82	1,035.19	10,237.31	24,309.98	9,775.47	14,534.51
200	9314	MEDINA OUTDOORS CLUB									
		473.05			2.95	168.05	0.00	0.00	641.10	450.00	191.10
200	9315	FELLOWSP OF CHRISTIAN ATH									
		358.87			1.71	12.18	0.00	0.00	371.05	350.00	21.05
200	9318	GIRLS LEADERSHIP CLUB									
		7,496.92			35.71	254.54	0.00	0.00	7,751.46	7,860.00	-108.54
200	9321	KEY CLUB									
		64,607.35			6,184.15	9,976.94	454.47	6,306.65	68,277.64	14,393.35	53,884.29

POWERSCHOOL
DATE: 04/09/2024
TIME: 08:47:22
SELECTION CRITERIA : ALL

MEDINA CITY SCHOOLS
OH Cash Position Report

PAGE NUMBER: 11

ACCOUNTING PERIOD : 9/24

FUND	SCC	DESCRIPTION BEGIN BALANCE	MTD RECEIPTS	FYTD RECEIPTS	MTD EXPENDITURES	FYTD EXPENDITURES	CURRENT FUND BALANCE	CURRENT ENCUMBRANCE	UNENCUMBERED FUND BALANCE
200	9323	MEDINAMITE 1,797.19	6.45	216.15	0.00	613.25	1,400.09	1,675.75	-275.66
200	9324	MEDINIAN 74,321.83	356.78	3,217.73	0.00	95.96	77,443.60	19,904.04	57,539.56
200	9325	MHS BAND 23,575.78	7,430.79	12,720.64	2,279.54	13,333.99	22,962.43	10,620.46	12,341.97
200	9326	NATIONAL HONOR SOCIETY 16,525.17	470.34	932.58	1,867.00	2,624.43	14,833.32	1,534.57	13,298.75
200	9327	ORCHESTRA 46,670.41	226.59	2,897.61	103.46	383.35	49,184.67	2,616.65	46,568.02
200	9330	SCIENCE OLYMPIAD CLUB 2,843.13	10.72	86.07	0.00	603.00	2,326.20	2,262.00	64.20
200	9331	SKI CLUB 3.37	0.02	0.12	0.00	0.00	3.49	0.00	3.49
200	9332	SPANISH CLUB 14,993.20	66.84	2,693.88	203.68	3,178.95	14,508.13	4,321.05	10,187.08
200	9333	STUDENT COUNCIL 59,292.03	278.28	34,721.79	677.43	33,608.59	60,405.23	35,859.28	24,545.95
200	9335	LATIN CLUB 6,873.72	33.14	783.00	0.00	464.20	7,192.52	4,876.05	2,316.47
200	9336	FRENCH CLUB 337.28	0.92	638.56	45.58	775.84	200.00	748.93	-548.93
200	9337	AMERICAN SIGN LANGUAGE 243.89	91.89	165.43	0.00	0.00	409.32	500.00	-90.68
200	9339	SPEECH/DEBATE CLUB 12,891.59	314.91	11,854.27	61.00	21,509.56	3,236.30	6,981.48	-3,745.18
200	9340	O.C.O.M. 703.10	33.38	1,689.04	0.00	789.83	1,602.31	910.17	692.14
200	9346	PENGUIN BOWL/NOSB 127.25	0.61	4.23	0.00	0.00	131.48	0.00	131.48
200	9350	TECHNOLOGY CLUB 424.58	0.76	1,181.08	282.97	1,440.52	165.14	87.03	78.11
200	9352	VIDEO CLUB - SR HI 7,627.75	36.28	333.85	8.47	87.54	7,874.06	7,512.30	361.76
200	9353	CHINESE CLUB 1,156.95	5.51	39.26	0.00	0.00	1,196.21	1,200.00	-3.79
200	9355	GENDER AND SEXUALITY ALLI 774.74	3.59	75.81	0.00	71.57	778.98	1,148.43	-369.45
200	9380	V O F T 17,439.13	86.27	1,604.28	55.00	316.97	18,726.44	4,683.03	14,043.41

POWERSCHOOL
DATE: 04/09/2024
TIME: 08:47:22
SELECTION CRITERIA : ALL

MEDINA CITY SCHOOLS
OH Cash Position Report

PAGE NUMBER: 12

ACCOUNTING PERIOD : 9/24

FUND	SCC	DESCRIPTION BEGIN BALANCE	MTD RECEIPTS	FYTD RECEIPTS	MTD EXPENDITURES	FYTD EXPENDITURES	CURRENT FUND BALANCE	CURRENT ENCUMBRANCE	UNENCUMBERED FUND BALANCE
200	9421	CLASS OF 2021 2.63	0.00	0.00	0.00	0.50	2.13	2.50	-0.37
200	9422	CLASS OF 2022 133.84	0.00	0.00	0.00	22.27	111.57	111.73	-0.16
200	9423	CLASS OF 2023 2,279.02	0.00	57.09	0.00	377.22	1,958.89	1,892.78	66.11
200	9424	CLASS OF 2024 4,930.75	18.40	651.64	285.87	1,589.36	3,993.03	3,125.64	867.39
200	9425	CLASS OF 2025 4,111.05	118.58	23,374.19	22.58	1,744.77	25,740.47	58,254.42	-32,513.95
200	9426	CLASS OF 2026 1,898.43	16.29	1,764.47	0.00	126.59	3,536.31	1,773.41	1,762.90
200	9427	CLASS OF 2027 0.00	6.48	1,489.15	0.00	82.74	1,406.41	1,417.26	-10.85
200	9999	STUD ACTIV FD WAGES/BENE 0.01	0.00	0.00	0.00	0.00	0.01	0.00	0.01
<hr/>									
Total For Fund 200:		530,660.99	32,224.31	164,702.07	15,654.03	132,407.17	562,955.89	239,885.77	323,070.12
<hr/>									
300	3000	ATHLETIC FUND -199,375.87	0.00	486,751.02	36,650.74	417,580.32	-130,205.17	39,738.74	-169,943.91
300	3001	ATHLETICS OTH 212,126.80	140.00	137,352.23	0.00	212,126.80	137,352.23	0.00	137,352.23
300	3002	ATH BOYS TENNIS 0.00	0.00	100.00	0.00	0.00	100.00	0.00	100.00
300	3003	ATH BOYS BB 26,852.28	1,174.00	31,084.60	0.00	26,852.28	31,084.60	0.00	31,084.60
300	3004	ATH GIRLS BB 14,076.98	0.00	17,166.93	0.00	14,076.98	17,166.93	0.00	17,166.93
300	3007	ATH BOYS CC 18,265.00	0.00	11,895.00	0.00	18,265.00	11,895.00	0.00	11,895.00
300	3008	ATH HS FOOTBALL 119,549.46	0.00	139,316.18	0.00	119,549.46	139,316.18	0.00	139,316.18
300	3010	ATH SOCCER 717.00	0.00	878.00	0.00	717.00	878.00	0.00	878.00
300	3012	ATH BOYS SOCCER 9,865.29	0.00	14,172.78	0.00	9,865.29	14,172.78	0.00	14,172.78

POWERSCHOOL
 DATE: 04/09/2024
 TIME: 08:47:22
 SELECTION CRITERIA : ALL

MEDINA CITY SCHOOLS
 OH Cash Position Report

PAGE NUMBER: 13

ACCOUNTING PERIOD : 9/24

FUND	SCC	DESCRIPTION BEGIN BALANCE	MTD RECEIPTS	FYTD RECEIPTS	MTD EXPENDITURES	FYTD EXPENDITURES	CURRENT FUND BALANCE	CURRENT ENCUMBRANCE	UNENCUMBERED FUND BALANCE
<hr/>									
300	3013	ATH GIRLS SOCCER 12,215.92	0.00	15,261.84	0.00	12,215.92	15,261.84	0.00	15,261.84
300	3015	ATH BOYS TRACK 4,450.00	0.00	0.00	0.00	4,450.00	0.00	0.00	0.00
300	3016	ATH GIRLS TRACK 7,316.00	0.00	0.00	0.00	7,316.00	0.00	0.00	0.00
300	3017	ATH GIRLS VBALL 12,433.94	0.00	12,876.95	0.00	12,433.94	12,876.95	0.00	12,876.95
300	3018	ATH WRESTLING 31,069.37	0.00	34,807.84	0.00	31,069.37	34,807.84	0.00	34,807.84
300	3019	ATH BOYS LACROSSE 9,435.86	1,175.98	1,175.98	0.00	9,435.86	1,175.98	0.00	1,175.98
300	3020	ATH GIRLS LACROSSE 3,290.88	600.00	600.00	0.00	3,290.88	600.00	0.00	600.00
300	3021	ATH BOYS SWIMMING 4,319.96	0.00	3,336.00	0.00	4,319.96	3,336.00	0.00	3,336.00
300	3022	ATH GIRLS SWIMMING 0.00	0.00	400.00	0.00	0.00	400.00	0.00	400.00
300	9110	GARFIELD FIELD TRIPS 4,341.97	0.00	1,055.00	554.46	274.36	5,122.61	1,620.79	3,501.82
300	9120	CANAVAN FIELD TRIP -477.80	0.00	3,525.00	0.00	3,740.00	-692.80	1,000.00	-1,692.80
300	9121	WORLD WATCHER'S CLUB 7,362.04	0.00	0.00	0.00	0.00	7,362.04	0.00	7,362.04
300	9130	FENN FIELD TRIPS 165.00	-12.00	4,633.00	0.00	5,022.00	-224.00	1,090.00	-1,314.00
300	9140	HERITAGE FIELD TRIPS 274.31	108.00	4,640.65	50.00	4,006.32	908.64	2,111.50	-1,202.86
300	9160	BLAKE FIELD TRIPS -1,238.81	3,520.00	4,415.00	0.00	757.23	2,418.96	3,932.00	-1,513.04
300	9170	WAITE FIELD TRIPS 639.00	228.00	1,888.00	0.00	3,365.00	-838.00	3,958.00	-4,796.00
300	9180	NORTHROP FIELD TRIPS 1,408.11	0.00	3,830.75	100.88	4,932.86	306.00	5,399.12	-5,093.12
300	9201	CL BAND FUND 11,452.51	0.00	9,126.00	1,189.68	3,910.68	16,667.83	15,102.98	1,564.85
300	9202	CL ORCHESTRA FD. 258.00	0.00	0.00	0.00	0.00	258.00	0.00	258.00
300	9203	CL LIBRARY 370.00	0.00	0.00	0.00	0.00	370.00	0.00	370.00

POWERSCHOOL
DATE: 04/09/2024
TIME: 08:47:22
SELECTION CRITERIA : ALL

MEDINA CITY SCHOOLS
OH Cash Position Report

PAGE NUMBER: 14

ACCOUNTING PERIOD : 9/24

FUND	SCC	DESCRIPTION BEGIN BALANCE	MTD RECEIPTS	FYTD RECEIPTS	MTD EXPENDITURES	FYTD EXPENDITURES	CURRENT FUND BALANCE	CURRENT ENCUMBRANCE	UNENCUMBERED FUND BALANCE
300	9204	CL CHOIR FUND 634.10	0.00	0.00	0.00	0.00	634.10	0.00	634.10
300	9208	DC AND OTHER TRIPS 1,064.50	1,186.00	113,113.00	2,358.00	107,548.18	6,629.32	0.00	6,629.32
300	9250	RT BAND FUND 9,385.33	0.00	7,407.85	540.23	3,795.71	12,997.47	4,447.01	8,550.46
300	9251	RT ORCHESTRA FUND 1,246.65	0.00	0.00	0.00	0.00	1,246.65	0.00	1,246.65
300	9252	RT CHOIR FUND 3,270.15	0.00	0.00	0.00	0.00	3,270.15	0.00	3,270.15
300	9253	RT BEEHIVE 2,059.46	116.75	1,264.45	53.05	437.06	2,886.85	162.94	2,723.91
300	9254	ZEN DEN RT 654.70	86.00	1,144.00	111.82	475.63	1,323.07	524.37	798.70
300	9258	RT DIST SUPER ACTIV 124.00	19.00	117,636.50	3,133.00	114,779.76	2,980.74	21,623.24	-18,642.50
300	9302	MENS VOLLEYBALL 5,480.17	496.00	2,551.00	0.00	460.00	7,571.17	0.00	7,571.17
300	9303	HUDDLE/SHUDDLE 0.63	0.00	3,870.00	487.42	853.84	3,016.79	1,877.67	1,139.12
300	9304	LINK CREW 3,123.40	0.00	5,259.75	0.00	5,715.81	2,667.34	1,475.20	1,192.14
300	9313	MUSICAL 21,435.88	320.00	4,492.96	2,083.45	5,939.77	19,989.07	18,873.17	1,115.90
300	9325	MHS BAND TRIP 7,171.20	0.00	0.00	0.00	0.00	7,171.20	0.00	7,171.20
300	9334	BEEHIVE CAFE 18,163.95	0.00	0.00	52.58	264.28	17,899.67	1,735.72	16,163.95
300	9390	GLOBAL TRIPS 375.00	690.00	1,495.00	0.00	0.00	1,870.00	9,000.00	-7,130.00
300	9403	PRESCHOOL TRIP 0.00	0.00	2,405.00	0.00	2,310.00	95.00	0.00	95.00
300	9410	SPARKLE CHEERLEADING 4,860.20	3,460.00	4,014.70	0.00	2,663.79	6,211.11	1,336.21	4,874.90
<hr/>									
Total For Fund	300:	390,212.52	13,307.73	1,204,942.96	47,365.31	1,174,817.34	420,338.14	135,008.66	285,329.48

POWERSCHOOL
DATE: 04/09/2024
TIME: 08:47:22
SELECTION CRITERIA : ALL

MEDINA CITY SCHOOLS
OH Cash Position Report

PAGE NUMBER: 15

ACCOUNTING PERIOD : 9/24

FUND	SCC	DESCRIPTION	BEGIN	BALANCE	MTD RECEIPTS	FYTD RECEIPTS	MTD EXPENDITURES	FYTD EXPENDITURES	CURRENT FUND BALANCE	CURRENT ENCUMBRANCE	UNENCUMBERED FUND BALANCE
401	9013	ST FRANCIS AUX SERVICES	80,070.56	0.00	176.30	0.00	80,246.86	0.00	0.00	0.00	0.00
401	9014	ST FRANCIS AUXILIARY	0.00	743.12	332,409.46	32,215.93	171,143.27	161,266.19	49,677.91	111,588.28	
401	9017	AUX ST FRANCIS	37.41	0.00	0.00	0.00	0.00	37.41	0.00	37.41	
401	9023	NURTURY AUX SERVICES	17,345.30	0.00	53.49	0.00	17,398.79	0.00	0.00	0.00	
401	9024	NURTURY AUXILIARY	0.00	47.08	15,254.58	1,045.00	5,108.98	10,145.60	2,333.18	7,812.42	
401	9027	AUX FUNDS NURTURY	72.90	0.00	0.00	0.00	0.00	72.90	0.00	72.90	
401	9033	MCA AUX SERVICES	38,034.74	0.00	86.58	0.00	38,121.32	0.00	0.00	0.00	
401	9034	MCS AUXILIARY	0.00	593.70	473,666.57	12,449.61	344,794.63	128,871.94	27,376.37	101,495.57	
401	9066	SM WONDERS	1,644.12	0.00	0.00	0.00	0.00	1,644.12	0.00	1,644.12	

Total For Fund	401:		137,205.03	1,383.90	821,646.98	45,710.54	656,813.85	302,038.16	79,387.46	222,650.70	
432	9097	MANAGE INFO SYS	0.80	0.00	0.00	0.00	0.00	0.80	0.00	0.80	

Total For Fund	432:		0.80	0.00	0.00	0.00	0.00	0.80	0.00	0.80	
450	9008	SCHOOLNET PLUS FY2008	1.00	0.00	0.00	0.00	0.00	1.00	0.00	1.00	

Total For Fund	450:		1.00	0.00	0.00	0.00	0.00	1.00	0.00	1.00	

POWERSCHOOL
DATE: 04/09/2024
TIME: 08:47:22
SELECTION CRITERIA : ALL

MEDINA CITY SCHOOLS
OH Cash Position Report

PAGE NUMBER: 16

ACCOUNTING PERIOD : 9/24

FUND	SCC	DESCRIPTION	BEGIN BALANCE	MTD RECEIPTS	FYTD RECEIPTS	MTD EXPENDITURES	FYTD EXPENDITURES	CURRENT FUND BALANCE	CURRENT ENCUMBRANCE	UNENCUMBERED FUND BALANCE
451	9012	CONNECTIVITY	26,382.50	11,565.73	21,972.83	0.00	0.00	48,355.33	0.00	48,355.33
<hr/>										
Total For Fund	451:	26,382.50	11,565.73	21,972.83	0.00	0.00	48,355.33	0.00	48,355.33	
452	9008	SCHOOLNET PD FY08	66.15	0.00	0.00	0.00	0.00	66.15	0.00	66.15
<hr/>										
Total For Fund	452:	66.15	0.00	0.00	0.00	0.00	66.15	0.00	66.15	
467	9021	STUD WELLNESS AND SUCCESS	618.49	0.00	0.00	0.00	0.00	618.49	0.00	618.49
<hr/>										
Total For Fund	467:	618.49	0.00	0.00	0.00	0.00	618.49	0.00	618.49	
499	9012	INTERN PSYCH FY12	45.81	0.00	0.00	0.00	0.00	45.81	0.00	45.81
499	9013	INTERN PSYCH FY13	39.97	0.00	0.00	0.00	0.00	39.97	0.00	39.97
499	9014	INTERN PSYCH FY24	0.00	18,359.60	18,359.60	1,204.72	21,293.31	-2,933.71	0.00	-2,933.71
499	9019	SCHOOL SAFETY	10,086.41	0.00	0.00	0.00	0.00	10,086.41	6,700.00	3,386.41
499	9024	LOCAL GOV INNOVATION FUND	7,750.00	0.00	0.00	0.00	0.00	7,750.00	0.00	7,750.00
499	9039	INTERN PSYCH GRANT FY09	2.20	0.00	0.00	0.00	0.00	2.20	0.00	2.20
499	9112	E-TECH BLENDED LEARNING	321.71	0.00	0.00	0.00	0.00	321.71	0.00	321.71
499	9224	AOG WELLNESS GRANT FY24	0.00	0.00	27,192.06	0.00	0.00	27,192.06	5,000.00	22,192.06

POWERSCHOOL
DATE: 04/09/2024
TIME: 08:47:22
SELECTION CRITERIA : ALL

MEDINA CITY SCHOOLS
OH Cash Position Report

PAGE NUMBER: 17

ACCOUNTING PERIOD : 9/24

FUND	SCC	DESCRIPTION	BEGIN BALANCE	MTD RECEIPTS	FYTD RECEIPTS	MTD EXPENDITURES	FYTD EXPENDITURES	CURRENT FUND BALANCE	CURRENT ENCUMBRANCE	UNENCUMBERED FUND BALANCE

Total For Fund	499:									
		18,246.10	18,359.60	45,551.66	1,204.72	21,293.31	42,504.45	11,700.00		30,804.45

506	9014	RES ED GRANT								
		950.00	0.00	0.00	0.00	0.00	950.00	0.00		950.00

Total For Fund	506:									
		950.00	0.00	0.00	0.00	0.00	950.00	0.00		950.00

507	9022	ARP ESSER								
		8.39	0.00	1,572,490.04	0.00	393,024.19	1,179,474.24	0.00		1,179,474.24
507	9023	ARP STATE ACTIVITY SUP								
		0.00	0.00	0.00	0.00	142,010.00	-142,010.00	342,550.00		-484,560.00
507	9024									
		0.00	0.00	142,010.00	59,867.62	263,497.52	-121,487.52	820,732.82		-942,220.34
507	9121	ESSER II								
		3,895.59	0.00	259,780.16	0.00	257,950.86	5,724.89	0.00		5,724.89
507	9222	ARP ESSER HOMELESS								
		-0.36	0.00	0.00	0.00	0.00	-0.36	0.00		-0.36

Total For Fund	507:									
		3,903.62	0.00	1,974,280.20	59,867.62	1,056,482.57	921,701.25	1,163,282.82		-241,581.57

516	9015	TITLE VI-B								
		2,690.82	0.00	0.00	0.00	0.00	2,690.82	0.00		2,690.82
516	9016	TITLE VI-B								
		229.90	0.00	0.00	0.00	0.00	229.90	0.00		229.90
516	9021	TITLE VI-B								
		4.85	0.00	0.00	0.00	0.00	4.85	0.00		4.85
516	9023	TITLE VI-B								
		104,814.80	0.00	239,387.49	0.00	60,652.29	283,550.00	0.00		283,550.00
516	9024	TITLE VI-B								
		0.00	0.00	433,093.50	183,760.21	1,062,683.22	-629,589.72	72,126.64		-701,716.36

POWERSCHOOL
DATE: 04/09/2024
TIME: 08:47:22
SELECTION CRITERIA : ALL

MEDINA CITY SCHOOLS
OH Cash Position Report

PAGE NUMBER: 18

ACCOUNTING PERIOD : 9/24

FUND	SCC	DESCRIPTION BEGIN BALANCE	MTD RECEIPTS	FYTD RECEIPTS	MTD EXPENDITURES	FYTD EXPENDITURES	CURRENT FUND BALANCE	CURRENT ENCUMBRANCE	UNENCUMBERED FUND BALANCE
516	9123	APR IDEA 64,142.11	0.00	132,257.89	0.00	0.00	196,400.00	0.00	196,400.00

Total For Fund	516:	171,882.48	0.00	804,738.88	183,760.21	1,123,335.51	-146,714.15	72,126.64	-218,840.79
551	9120	TITLE III LEP 2,792.08	0.00	0.00	0.00	0.00	2,792.08	0.00	2,792.08
551	9122	TITLE III LEP 722.05	0.00	0.00	0.00	0.00	722.05	0.00	722.05
551	9123	TITLE III LEP 0.00	0.00	5,439.25	0.00	0.00	5,439.25	0.00	5,439.25

Total For Fund	551:	3,514.13	0.00	5,439.25	0.00	0.00	8,953.38	0.00	8,953.38
572	9023	TITLE I 39,762.64	0.00	98,124.25	0.00	33,936.89	103,950.00	0.00	103,950.00
572	9024	TITLE I 0.00	171,223.29	311,714.71	60,187.97	371,902.68	-60,187.97	3,207.97	-63,395.94
572	9116	TITLE I-D 2.83	0.00	0.00	0.00	0.00	2.83	0.00	2.83
572	9121	TITLE I-D -417.64	0.00	0.00	0.00	0.00	-417.64	0.00	-417.64
572	9122	TITLE I-D 72.63	0.00	0.00	0.00	0.00	72.63	0.00	72.63
572	9123	TITLE I-D -1,234.19	0.00	31,550.70	0.00	20,591.51	9,725.00	0.00	9,725.00
572	9124	TITLE I-D 0.00	6,298.03	14,329.75	2,774.21	17,103.96	-2,774.21	9,815.37	-12,589.58

Total For Fund	572:	38,186.27	177,521.32	455,719.41	62,962.18	443,535.04	50,370.64	13,023.34	37,347.30

ACCOUNTING PERIOD : 9/24

MEDINA CITY SCHOOLS

OH Cash Position Report

PAGE NUMBER: 19

FUND	SCC	DESCRIPTION	BEGIN	BALANCE	MTD RECEIPTS	FYTD RECEIPTS	MTD EXPENDITURES	FYTD EXPENDITURES	CURRENT FUND BALANCE	CURRENT ENCUMBRANCE	UNENCUMBERED FUND BALANCE
<hr/>											
584	9023	TITLE IV-A	3,364.53		0.00	187.16	0.00	-147.17	3,698.86	0.00	3,698.86
584	9024	TITLE IV-A	0.00		30,507.49	30,507.49	5,930.65	37,847.54	-7,340.05	7,586.41	-14,926.46
<hr/>											
Total For Fund	584:		3,364.53		30,507.49	30,694.65	5,930.65	37,700.37	-3,641.19	7,586.41	-11,227.60
<hr/>											
587	9023	EARLY CHILDHOOD	5,194.82		0.00	9,156.91	0.00	2,151.85	12,199.88	0.00	12,199.88
587	9024	EARLY CHILDHOOD	0.00		11,389.49	21,332.42	3,941.54	25,273.99	-3,941.57	4,233.53	-8,175.10
587	9123	ARP IDEA EARLY ED	0.00		0.00	3,031.29	0.00	2,992.31	38.98	2,439.98	-2,401.00
<hr/>											
Total For Fund	587:		5,194.82		11,389.49	33,520.62	3,941.54	30,418.15	8,297.29	6,673.51	1,623.78
<hr/>											
590	9022	TITLE II-A	-1,558.14		0.00	0.00	0.00	812.45	-2,370.59	0.00	-2,370.59
590	9023	TITLE II-A	-1,861.36		0.00	35,787.58	0.00	12,676.22	21,250.00	0.00	21,250.00
590	9024	TITLE II-A	0.00		25,746.88	99,040.17	17,416.62	116,456.79	-17,416.62	13,344.73	-30,761.35
<hr/>											
Total For Fund	590:		-3,419.50		25,746.88	134,827.75	17,416.62	129,945.46	1,462.79	13,344.73	-11,881.94
<hr/>											
599	9022	NSLP EQUIP ASSIST	339.35		0.00	0.00	0.00	0.00	339.35	0.00	339.35
599	9023	OFCC SAFETY/SECURITY	152,521.48		0.00	0.00	0.00	51,987.30	100,534.18	100,236.36	297.82

POWERSCHOOL
DATE: 04/09/2024
TIME: 08:47:22
SELECTION CRITERIA : ALL

MEDINA CITY SCHOOLS
OH Cash Position Report

ACCOUNTING PERIOD : 9/24

FUND	SCC	DESCRIPTION	MTD RECEIPTS	FYTD RECEIPTS	MTD EXPENDITURES	FYTD EXPENDITURES	CURRENT FUND BALANCE	CURRENT ENCUMBRANCE	UNENCUMBERED FUND BALANCE

Total For Fund	599:								
		152,860.83	0.00	0.00	0.00	51,987.30	100,873.53	100,236.36	637.17

GRAND TOTALS:		59,080,610.63	8,052,180.22	101,406,905.24	10,446,010.03	94,222,162.97	66,265,352.90	11,612,503.92	54,652,848.98

POWERSCHOOL
DATE: 04/09/2024
TIME: 08:47:22
SELECTION CRITERIA : ALL

MEDINA CITY SCHOOLS
OH Cash Position Report

PAGE NUMBER: 21

ACCOUNTING PERIOD : 9/24

FUND	SCC	DESCRIPTION BEGIN BALANCE	MTD RECEIPTS	FYTD RECEIPTS	MTD EXPENDITURES	FYTD EXPENDITURES	CURRENT FUND BALANCE	CURRENT ENCUMBRANCE	UNENCUMBERED FUND BALANCE
001		25,195,142.69	5,364,422.82	67,506,664.35	8,034,242.69	59,612,229.27	33,089,577.77	3,568,852.39	29,520,725.38
002		3,690,068.83	244,810.00	5,212,220.23	0.00	5,239,038.07	3,663,250.99	1,015,146.32	2,648,104.67
003		597,726.83	0.00	130,000.00	-482,868.46	427,733.20	299,993.63	36,572.50	263,421.13
006		1,282,170.06	443,275.58	2,093,537.12	271,281.86	2,020,532.62	1,355,174.56	428,766.10	926,408.46
007		47,115.46	819.41	22,715.61	0.00	0.00	69,831.07	22,000.00	47,831.07
008		784,829.74	27,192.68	88,460.00	0.00	0.00	873,289.74	51,500.00	821,789.74
009		179,466.55	29,875.47	287,563.23	13,005.16	151,639.79	315,389.99	143,817.89	171,572.10
014		740,016.01	112,910.20	875,798.90	158,133.73	1,117,858.29	497,956.62	185,343.81	312,612.81
016		14,777,716.57	428,120.70	7,008,416.80	908,418.71	7,995,261.10	13,790,872.27	338,997.75	13,451,874.52
018		922,742.95	37,670.13	192,623.10	19,018.77	228,508.11	886,857.94	237,535.94	649,322.00
019		42,943.47	0.00	0.00	1,100.00	4,875.00	38,068.47	1,150.00	36,918.47
020		167,634.78	0.00	6,071.61	0.00	1,335.64	172,370.75	3,664.36	168,706.39
022		78,610.12	9,431.00	20,411.00	0.00	8,878.04	90,143.08	9,173.16	80,969.92
024		5,097,578.45	1,012,114.76	8,929,105.92	993,682.74	9,597,436.60	4,429,247.77	3,358,637.48	1,070,610.29

POWERSCHOOL
DATE: 04/09/2024
TIME: 08:47:22
SELECTION CRITERIA : ALL

MEDINA CITY SCHOOLS
OH Cash Position Report

PAGE NUMBER: 22

ACCOUNTING PERIOD : 9/24

FUND	SCC	DESCRIPTION BEGIN BALANCE	MTD RECEIPTS	FYTD RECEIPTS	MTD EXPENDITURES	FYTD EXPENDITURES	CURRENT FUND BALANCE	CURRENT ENCUMBRANCE	UNENCUMBERED FUND BALANCE
027		517,470.87	19,531.02	129,406.25	22,250.13	216,682.24	430,194.88	111,562.02	318,632.86
071		3,479,546.49	0.00	3,205,873.86	63,931.28	2,741,418.93	3,944,001.42	257,528.50	3,686,472.92
200		530,660.99	32,224.31	164,702.07	15,654.03	132,407.17	562,955.89	239,885.77	323,070.12
300		390,212.52	13,307.73	1,204,942.96	47,365.31	1,174,817.34	420,338.14	135,008.66	285,329.48
401		137,205.03	1,383.90	821,646.98	45,710.54	656,813.85	302,038.16	79,387.46	222,650.70
432		0.80	0.00	0.00	0.00	0.00	0.80	0.00	0.80
450		1.00	0.00	0.00	0.00	0.00	1.00	0.00	1.00
451		26,382.50	11,565.73	21,972.83	0.00	0.00	48,355.33	0.00	48,355.33
452		66.15	0.00	0.00	0.00	0.00	66.15	0.00	66.15
467		618.49	0.00	0.00	0.00	0.00	618.49	0.00	618.49
499		18,246.10	18,359.60	45,551.66	1,204.72	21,293.31	42,504.45	11,700.00	30,804.45
506		950.00	0.00	0.00	0.00	0.00	950.00	0.00	950.00
507		3,903.62	0.00	1,974,280.20	59,867.62	1,056,482.57	921,701.25	1,163,282.82	-241,581.57
516		171,882.48	0.00	804,738.88	183,760.21	1,123,335.51	-146,714.15	72,126.64	-218,840.79

POWERSCHOOL
DATE: 04/09/2024
TIME: 08:47:22
SELECTION CRITERIA : ALL

MEDINA CITY SCHOOLS
OH Cash Position Report

ACCOUNTING PERIOD : 9/24

FUND	SCC	DESCRIPTION BEGIN BALANCE	MTD RECEIPTS	FYTD RECEIPTS	MTD EXPENDITURES	FYTD EXPENDITURES	CURRENT FUND BALANCE	CURRENT ENCUMBRANCE	UNENCUMBERED FUND BALANCE
551		3,514.13	0.00	5,439.25	0.00	0.00	8,953.38	0.00	8,953.38
572		38,186.27	177,521.32	455,719.41	62,962.18	443,535.04	50,370.64	13,023.34	37,347.30
584		3,364.53	30,507.49	30,694.65	5,930.65	37,700.37	-3,641.19	7,586.41	-11,227.60
587		5,194.82	11,389.49	33,520.62	3,941.54	30,418.15	8,297.29	6,673.51	1,623.78
590		-3,419.50	25,746.88	134,827.75	17,416.62	129,945.46	1,462.79	13,344.73	-11,881.94
599		152,860.83	0.00	0.00	0.00	51,987.30	100,873.53	100,236.36	637.17
GRAND TOTALS:		59,080,610.63	8,052,180.22	101,406,905.24	10,446,010.03	94,222,162.97	66,265,352.90	11,612,503.92	54,652,848.98

Medina City Schools

Check Register For

March 2024

4/9/24

8:57 AM

Check Date	Check Number	Vendor Name	Transaction Amount
03/01/2024	1017222	F.C.P.E	\$130.00
03/01/2024	1017223	KIDS FIRST	\$12.00
03/01/2024	1017224	OAPSE	\$4,338.42
03/01/2024	1017225	KEITH L RUCINSKI, CHAPTER 13 TRSTEE	\$899.54
03/01/2024	1017226	OHIO EDUCATION ASSOCIATION	\$369.54
03/01/2024	1017227	PEOPLE QUALIFIED COMMITTEE	\$15.41
03/01/2024	V1017207	MEMO-FLEXSAVE	\$12,375.99
03/01/2024	V1017208	MEDINA CITY SCHOOLS FOUNDATION	\$64.00
03/01/2024	V1017209	MEMO - SERS - BOARD	\$61,283.07
03/01/2024	V1017210	MEMO - STRS - BOARD	\$250,345.44
03/01/2024	V1017211	MEMO -EFTPS - TAXES	\$247,913.33
03/01/2024	V1017212	MEMO -MEDINA CITY SCHOOLS	\$487,818.81
03/01/2024	V1017213	MEMO MET LIFE INSURANCE	\$5,174.72
03/01/2024	V1017214	MEMO --S E R S - EMPLOYEE	\$44,284.24
03/01/2024	V1017215	MEMO --S T R S - EMPLOYEE	\$261,852.25
03/01/2024	V1017216	OHIO BUSINESS GATEWAY	\$46,151.64
03/01/2024	V1017217	OHIO CHILD SUPPORT PAYMENT CENTRAL	\$1,239.11
03/01/2024	V1017218	OHIO DEFERRED COMPENSATION -MEMO	\$11,235.37
03/01/2024	V1017219	MEMO - OMNI	\$35,198.69
03/01/2024	V1017220	TRUSTMARK VOLUNTARY BENEFITS	\$1,648.29
03/01/2024	V1017221	UNITED WAY MEDINA & SUMMIT CO	\$135.24
03/01/2024	V754413	MEMO - MEDICAL MUTUAL	\$58,282.51
03/01/2024 - Total			\$1,530,767.61
03/04/2024	V754415	MEMO - A&M ENDEAVORS LLC	\$35.00
03/04/2024	V754418	MEMO - MEDICAL MUTUAL	\$235,093.06
03/04/2024 - Total			\$235,128.06
03/05/2024	V754414	MEMO - DRAGONFLY ATHLETICS LLC	\$10,500.00
03/05/2024 - Total			\$10,500.00
03/06/2024	V754416	MEMO - WESTFIELD BANK	\$1,051.29
03/06/2024 - Total			\$1,051.29
03/08/2024	754376	ARMSTRONG UTILITIES INC.	\$780.77
03/08/2024	754377	BUZZARD TOOLS LLC	\$761.96
03/08/2024	754378	PEPSI CO BEVERAGE SALES LLC	\$668.50

Medina City Schools

Check Register For

March 2024

4/9/24

8:57 AM

Check Date	Check Number	Vendor Name	Transaction Amount
03/08/2024	754379	CHARLES E HARRIS & ASSOCIATES INC	\$10,640.00
03/08/2024	754380	COCA COLA BOTTLING CO CSLDT	\$1,005.70
03/08/2024	754381	CONSTANCE RITTMAIER (PETTY CASHIER)	\$177.87
03/08/2024	754382	CRANDALL COMPANY INC	\$419.85
03/08/2024	754383	DEBBIE QUAIDER (PETTY CASHIER)	\$39.99
03/08/2024	754384	EDUEVERYTHING INC	\$130.00
03/08/2024	754385	EKO SOLUTIONS	\$6,257.00
03/08/2024	754386	FRONTIER NORTH INC	\$1,886.76
03/08/2024	754387	GINCY'S MUSIC	\$760.00
03/08/2024	754388	GREAT LAKES BIOMEDICAL LLC	\$350.00
03/08/2024	754389	JANICE HENSLEY	\$605.00
03/08/2024	754390	JOSHUA SIZEMORE	\$1,500.00
03/08/2024	754391	JW PEPPER & SON, INC.	\$385.42
03/08/2024	754392	LATISHA MARTIN	\$72.00
03/08/2024	754393	MADELYN DEIGHTON	\$1,000.00
03/08/2024	754394	MADISON J LUCAS	\$290.00
03/08/2024	754395	MCS FOOD SERVICE DEPT.	\$148.68
03/08/2024	754396	MEDINA CITY SCHOOLS	\$816.48
03/08/2024	754397	MEDINA CITY SCHOOLS -TRANSPORTATION	\$234.46
03/08/2024	754398	MEDINA COUNTY SANITARY	\$769.88
03/08/2024	754399	MEDINA FARMERS EXCHANGE CO INC	\$367.01
03/08/2024	754400	ALFRED NICKLES BAKERY INC	\$603.99
03/08/2024	754401	OHIO SCHOOL BOARDS ASSOC	\$350.00
03/08/2024	754402	PELLA WINDOWS AND DOORS	\$9,168.07
03/08/2024	754403	PRODUCTION SERVICES CO.	\$131.76
03/08/2024	754404	SHERWIN WILLIAMS COMPANY	\$16.18
03/08/2024	754405	SHIFFLER EQUIPMENT SALES INC	\$755.42
03/08/2024	754406	SIGHT AND SOUND COMMUNICATION CO	\$995.00
03/08/2024	754407	STAPLES INC	\$38.13
03/08/2024	754408	STEINWAY PIANO GALLERY CLEVELAND	\$1,278.75
03/08/2024	754409	THE CERAMIC SHOP, LLC	\$134.12
03/08/2024	754410	THOMAS G MCKENNA	\$250.00
03/08/2024	754411	TYTAN ATHLETICS LLC	\$2,183.54

Medina City Schools

Check Register For

March 2024

4/9/24

8:57 AM

Check Date	Check Number	Vendor Name	Transaction Amount
03/08/2024	754412	WOLFF BROS. SUPPLY INC.	\$210.98
03/08/2024	V754322	CINTAS CORPORATION NO 2 (V-CARD)	\$887.81
03/08/2024	V754323	FOLLETT SCHOOL SOLUTIONS (V-CARD)	\$2,374.10
03/08/2024	V754324	POINT SPRING & DRIVESHAFT (V-CARD)	\$670.44
03/08/2024	V754417	MEMO MET LIFE INSURANCE	\$3,522.40
03/08/2024 - Total			\$53,638.02
03/11/2024	V754325	AIRGAS USA LLC	\$116.02
03/11/2024	V754326	ALAN T ROLAND	\$187.50
03/11/2024	V754329	AMAZON.COM	\$7,898.77
03/11/2024	V754330	ARKAY FLORALS - FLOWER GALLERY	\$40.00
03/11/2024	V754331	AVALON FOODSERVICE INC	\$4,707.41
03/11/2024	V754332	ABBY JEAN BANNING	\$72.29
03/11/2024	V754333	BLICK ART MATERIALS LLC	\$626.92
03/11/2024	V754334	NEW DAIRY HOLDCO LLC.	\$2,615.09
03/11/2024	V754335	TIMOTHY R BRACKEN	\$246.84
03/11/2024	V754336	ANDREW L BRENNER	\$30.15
03/11/2024	V754337	BSN SPORTS LLC	\$311.64
03/11/2024	V754338	CARA H ALLER	\$1,496.00
03/11/2024	V754339	CARDINAL BUS SALES & SERV INC	\$3,011.66
03/11/2024	V754340	CCT FINANCIAL	\$804.99
03/11/2024	V754341	CHRISTIA MATTEY	\$1,230.12
03/11/2024	V754342	DANIELLE MARIE CUCULIC	\$50.25
03/11/2024	V754343	CUMMINS SALES AND SERVICE	\$1,133.34
03/11/2024	V754344	DAWN PROKOP	\$1,589.00
03/11/2024	V754345	DISCOUNT SCHOOL SUPPLY	\$165.99
03/11/2024	V754346	ESC OF MEDINA COUNTY	\$140.00
03/11/2024	V754347	HERSHEY CREAMERY CO	\$1,739.72
03/11/2024	V754348	JOHNSTONE SUPPLY	\$262.50
03/11/2024	V754349	KELE, INC.	\$69.72
03/11/2024	V754350	LEARNING A-Z, LLC	\$528.00
03/11/2024	V754351	MICHELLE ELIZABETH LEWANDOWSKI	\$27.47
03/11/2024	V754352	WILLIAM V MACGILL & CO	\$2,213.95
03/11/2024	V754353	MCMASTER-CARR SUPPLY COMPANY	\$58.97

Medina City Schools

Check Register For

March 2024

4/9/24

8:57 AM

Check Date	Check Number	Vendor Name	Transaction Amount
03/11/2024	V754354	MICHAEL L WESNER	\$2,454.50
03/11/2024	V754355	MINUTEMAN PRESS	\$653.93
03/11/2024	V754356	MEGAN RENEE MONTGOMERY	\$75.44
03/11/2024	V754357	MUSIC AND ARTS	\$50.00
03/11/2024	V754358	NAPA AUTO PARTS	\$9.98
03/11/2024	V754359	NASSP	\$385.00
03/11/2024	V754360	PIONEER DRAMA SERVICE INC	\$208.00
03/11/2024	V754361	KAYLA MARIE RODRIGUEZ	\$58.42
03/11/2024	V754362	SCHOOL SPECIALTY, LLC.	\$382.41
03/11/2024	V754363	SENDERO THERAPIES INC.	\$72,216.50
03/11/2024	V754364	DANIEL JOSEPH SMITH	\$19.43
03/11/2024	V754365	STANTON'S SHEET MUSIC INC	\$1,329.11
03/11/2024	V754366	SUMMIT COUNTY ESC	\$30.00
03/11/2024	V754367	SUPERIOR PRINTING INC	\$100.19
03/11/2024	V754368	SWANK MOVIE LICENSING USA	\$530.00
03/11/2024	V754369	NICHOLE JANINE SZYDLO	\$1,540.00
03/11/2024	V754370	HAYDEN CHANDLER TALLEY	\$16.88
03/11/2024	V754371	TARA LOCHER	\$240.00
03/11/2024	V754372	TOTAL EDUCATION SOLUTIONS, INC.	\$15,495.48
03/11/2024	V754373	TRANSPORTATION ACCESSORIES CO, INC.	\$55.18
03/11/2024	V754374	VINSON GROUP LLC	\$625.00
03/11/2024	V754375	RODNEY S WEHRLEY	\$55.28
03/11/2024	V754419	MEMO - MEDICAL MUTUAL	\$173,401.16
03/11/2024	V754421	GORDON FOOD SERVICE	\$16,496.17
03/11/2024 - Total			\$317,802.37
03/12/2024	V754596	MEMO-CAPITAL ONE	\$40,622.43
03/12/2024 - Total			\$40,622.43
03/14/2024	754468	ADVANCE AUTO PARTS	\$194.38
03/14/2024	754469	APOLLO FENCE LLC	\$3,875.00
03/14/2024	754470	AQUACLEAR	\$42.00
03/14/2024	754471	CITY OF MEDINA (WATER DEPT.)	\$15,447.84
03/14/2024	754472	COCA COLA BOTTLING CO CSLDT	\$530.28
03/14/2024	754473	ELIJAH ROSS FERNSTRUM	\$90.00

Medina City Schools

Check Register For

March 2024

4/9/24

8:57 AM

Check Date	Check Number	Vendor Name	Transaction Amount
03/14/2024	754474	FRONTIER NORTH INC	\$672.93
03/14/2024	754475	GREAT LAKES BIOMEDICAL LLC	\$400.00
03/14/2024	754476	MEDINA AREA CHAMBER OF COMMERCE	\$66.00
03/14/2024	754477	JARROD FRY	\$58.47
03/14/2024	754478	JW PEPPER & SON, INC.	\$375.99
03/14/2024	754479	KELYN ROBINSON	\$700.00
03/14/2024	754480	LODI LUMBER CO	\$69.14
03/14/2024	754481	LORI LAURENCE	\$500.00
03/14/2024	754482	MACKIN BOOK COMPANY	\$360.68
03/14/2024	754483	MARS ELECTRIC CO.	\$21.27
03/14/2024	754484	MCS FOOD SERVICE DEPT.	\$239.66
03/14/2024	754485	MONTVILLE TOWNSHIP	\$50.00
03/14/2024	754486	NANCY MYERS -PETTY CASHIER	\$490.78
03/14/2024	754487	ALFRED NICKLES BAKERY INC	\$317.70
03/14/2024	754488	OHIO EDISON COMPANY	\$31,357.18
03/14/2024	754489	OHIO SPEECH AND DEBATE ASSOCIATION	\$30.00
03/14/2024	754490	OIAAA - OHIO INTERSCHOLASTIC	\$250.00
03/14/2024	754491	OSBORNE MEDINA INC.	\$338.67
03/14/2024	754492	OSU MEDINA COUNTY EXTENSION	\$227.80
03/14/2024	754493	PAUL GUMMO	\$700.00
03/14/2024	754494	PAYLON LLC	\$2,538.50
03/14/2024	754495	REBECCA MARPLE (PETTY CASHIER)	\$123.06
03/14/2024	754496	RENEE LYNN HORTON	\$500.00
03/14/2024	754497	STRS OHIO	\$25.00
03/14/2024	754498	THOMAS G MCKENNA	\$250.00
03/14/2024	754499	UCP OF GREATER CLEVELAND	\$9,450.00
03/14/2024	754500	VALERIE PURTILO	\$920.00
03/14/2024	754501	VERIZON WIRELESS	\$52.20
03/14/2024	754502	MEDINA COUNTY SANITARY	\$1,206.56
03/14/2024	754503	MCS FOOD SERVICE DEPT.	\$0.02
03/14/2024	V754422	CINTAS CORPORATION NO 2 (V-CARD)	\$674.15
03/14/2024	V754423	POINT SPRING & DRIVESHAFT (V-CARD)	\$347.32
03/14/2024	V754689	MEMO -EFTPS - TAXES	\$2,260.43

Medina City Schools

Check Register For

March 2024

4/9/24

8:57 AM

Check Date	Check Number	Vendor Name	Transaction Amount
03/14/2024	V754694	MEMO -EFTPS - TAXES	\$2,082.66
03/14/2024 - Total			\$77,835.67
03/15/2024	1018212	F.C.P.E	\$130.00
03/15/2024	1018213	KIDS FIRST	\$12.00
03/15/2024	1018214	OAPSE	\$4,318.68
03/15/2024	1018215	KEITH L RUCINSKI, CHAPTER 13 TRSTEE	\$899.54
03/15/2024	1018216	OHIO EDUCATION ASSOCIATION	\$369.54
03/15/2024	1018217	PEOPLE QUALIFIED COMMITTEE	\$15.41
03/15/2024	V1018198	MEMO-FLEXSAVE	\$12,375.99
03/15/2024	V1018199	MEDINA CITY SCHOOLS FOUNDATION	\$64.00
03/15/2024	V1018200	MEMO - SERS - BOARD	\$62,197.05
03/15/2024	V1018201	MEMO - STRS - BOARD	\$247,992.11
03/15/2024	V1018202	MEMO -EFTPS - TAXES	\$247,383.03
03/15/2024	V1018203	MEMO -MEDINA CITY SCHOOLS	\$487,818.81
03/15/2024	V1018204	MEMO --S E R S - EMPLOYEE	\$44,937.13
03/15/2024	V1018205	MEMO --S T R S - EMPLOYEE	\$259,468.09
03/15/2024	V1018206	OHIO BUSINESS GATEWAY	\$46,056.17
03/15/2024	V1018207	OHIO CHILD SUPPORT PAYMENT CENTRAL	\$1,239.11
03/15/2024	V1018208	OHIO DEFERRED COMPENSATION -MEMO	\$11,235.37
03/15/2024	V1018209	MEMO - OMNI	\$35,198.69
03/15/2024	V1018210	TRUSTMARK VOLUNTARY BENEFITS	\$1,592.67
03/15/2024	V1018211	UNITED WAY MEDINA & SUMMIT CO	\$135.24
03/15/2024	V1018218	MEDINA CITY TEACHERS ASSOC	\$39,963.23
03/15/2024	V754424	AKRON CHILDRENS HOSPITAL	\$45,419.98
03/15/2024	V754426	AMAZON.COM	\$4,192.07
03/15/2024	V754427	ANTHONY BELSITO	\$920.00
03/15/2024	V754428	AVALON FOODSERVICE INC	\$3,528.91
03/15/2024	V754429	BARNES & NOBLE BOOKSELLERS	\$127.74
03/15/2024	V754430	BLICK ART MATERIALS LLC	\$186.29
03/15/2024	V754431	NEW DAIRY HOLDCO LLC.	\$1,643.21
03/15/2024	V754432	CARDINAL BUS SALES & SERV INC	\$109.81
03/15/2024	V754433	HOPE MARIE CARPENTER	\$166.29
03/15/2024	V754434	CONNIE HAMIDI	\$500.00

Medina City Schools

Check Register For

March 2024

4/9/24

8:57 AM

Check Date	Check Number	Vendor Name	Transaction Amount
03/15/2024	V754435	TIFFANY IRENE EMERSON-KOSMAN	\$37.92
03/15/2024	V754436	ENTERPRISE FM TRUST	\$22,043.28
03/15/2024	V754437	ESC OF MEDINA COUNTY	\$112.32
03/15/2024	V754438	HERSHEY CREAMERY CO	\$248.08
03/15/2024	V754439	JAMES W. TIGHE	\$150.00
03/15/2024	V754440	KINGS III EMERGENCY COMMUNICATIONS	\$274.19
03/15/2024	V754441	KATELYN J LOPEZ	\$83.75
03/15/2024	V754442	LORI S KELLY	\$2,263.00
03/15/2024	V754443	LUKE BRILL	\$1,007.50
03/15/2024	V754444	WILLIAM V MACGILL & CO	\$73.04
03/15/2024	V754445	TRACY ANN MACHALEC	\$33.17
03/15/2024	V754446	KELLY L MCLAREN-OLIN	\$57.96
03/15/2024	V754447	MCMASTER-CARR SUPPLY COMPANY	\$492.60
03/15/2024	V754448	MICHAEL L WESNER	\$2,295.00
03/15/2024	V754449	MUSIC AND ARTS	\$6,090.00
03/15/2024	V754450	NICHOLAS BRANDON MACLARREN	\$537.50
03/15/2024	V754451	P & A ADMINISTRATIVE SERVICES	\$527.10
03/15/2024	V754452	PIONEER MANUFACTURING COMPANY	\$307.66
03/15/2024	V754453	QUADIENT LEASING USA, INC.	\$937.35
03/15/2024	V754454	QUILL CORPORATION	\$90.63
03/15/2024	V754455	REINHARDT SUPPLY COMPANY	\$6,069.16
03/15/2024	V754456	SHAYNA MICHELLE SAMOSKY	\$144.39
03/15/2024	V754457	SCHOOL SPECIALTY, LLC.	\$498.89
03/15/2024	V754458	SHARON JOY SCHORR	\$700.00
03/15/2024	V754459	EDMOND M SEMANCIK	\$10.00
03/15/2024	V754460	STANTON'S SHEET MUSIC INC	\$421.79
03/15/2024	V754461	STERLING PAPER CO	\$944.05
03/15/2024	V754462	NICHOLE JANINE SZYDLO	\$960.00
03/15/2024	V754463	TARA LOCHER	\$410.00
03/15/2024	V754464	TRANSPORTATION ACCESSORIES CO, INC.	\$675.77
03/15/2024	V754465	WARD'S SCIENCE	\$226.03
03/15/2024	V754466	WHITE HOUSE ARTESIAN SPRINGS	\$56.25
03/15/2024	V754467	WRAPAROUND EXPERTS, LLC	\$10,032.50

Medina City Schools

Check Register For

March 2024

4/9/24

8:57 AM

Check Date	Check Number	Vendor Name	Transaction Amount
03/15/2024 - Total			\$1,619,007.04
03/18/2024	V754504	MEMO - MEDICAL MUTUAL	\$303,276.93
03/18/2024 - Total			\$303,276.93
03/21/2024	754555	APOLLO FENCE LLC	\$625.00
03/21/2024	754556	APPLIED INDUSTRIAL TECHNOLOGIES	\$201.81
03/21/2024	754557	BUZZARD TOOLS LLC	\$344.99
03/21/2024	754558	PEPSI CO BEVERAGE SALES LLC	\$1,114.36
03/21/2024	754559	CLEVELAND COMMUNICATIONS INC	\$133.00
03/21/2024	754560	COCA COLA BOTTLING CO CSLDT	\$457.03
03/21/2024	754561	COLUMBIA GAS OF OHIO INC	\$8,628.81
03/21/2024	754562	CONNECTION EDUCATION SERVICES INC	\$17,915.00
03/21/2024	754563	CONSTANCE LAETTNER	\$650.00
03/21/2024	754564	CRANDALL COMPANY INC	\$35.40
03/21/2024	754565	CROWN TROPHY OF MEDINA	\$90.00
03/21/2024	754566	ELEVATE LEARNING, LLC	\$3,218.75
03/21/2024	754567	HIGHLAND LOCAL SCHOOLS	\$350.00
03/21/2024	754568	HOME DEPOT CREDIT SERVICES	\$179.47
03/21/2024	754569	JW PEPPER & SON, INC.	\$645.95
03/21/2024	754570	MACKIN BOOK COMPANY	\$1,203.90
03/21/2024	754571	MCS FOOD SERVICE DEPT.	\$432.80
03/21/2024	754572	MEDINA CITY SCHOOLS	\$57,835.00
03/21/2024	754573	MEDINA CITY SCHOOLS - BUSINESS DEPT	\$714.48
03/21/2024	754574	MIDLAND HARDWARE COMPANY	\$94.26
03/21/2024	754575	NEOBICA	\$30.00
03/21/2024	754576	ALFRED NICKLES BAKERY INC	\$506.79
03/21/2024	754577	OSBORNE MEDINA INC.	\$271.28
03/21/2024	754578	PODS ENTERPRISES, LLC	\$270.74
03/21/2024	754579	SCHOLASTIC, INC.	\$345.95
03/21/2024	754580	STAPLES INC	\$120.81
03/21/2024	754581	TANK INTEGRITY SERVICES INC	\$787.62
03/21/2024	754582	THE SPARK CONFERENCE	\$1,500.00
03/21/2024	754583	TRACY BROWN	\$290.00
03/21/2024	754584	TWHS GIRLS LAX BOOSTERS	\$100.00

Medina City Schools

Check Register For

March 2024

4/9/24

8:57 AM

Check Date	Check Number	Vendor Name	Transaction Amount
03/21/2024	754585	WILLIAM D. COOK CO. INC.	\$1,795.00
03/21/2024	V754505	CINTAS CORPORATION NO 2 (V-CARD)	\$553.98
03/21/2024	V754506	POINT SPRING & DRIVESHAFT (V-CARD)	\$439.91
03/21/2024	V754507	W.B. MASON CO. INC. (V-CARD)	\$682.40
03/21/2024	V754690	MEMO --S T R S - EMPLOYEE	\$4,800.13
03/21/2024 - Total			\$107,364.62
03/22/2024	V754508	ABC THERAPY, LTD	\$23,750.25
03/22/2024	V754509	ACHIEVEMENT ADVANTAGE	\$3,262.50
03/22/2024	V754510	AIRGAS USA LLC	\$39.05
03/22/2024	V754512	AMAZON.COM	\$3,812.70
03/22/2024	V754513	ANTHONY BELSITO	\$550.00
03/22/2024	V754514	AVALON FOODSERVICE INC	\$3,461.07
03/22/2024	V754515	NEW DAIRY HOLDCO LLC.	\$1,821.71
03/22/2024	V754516	BSN SPORTS LLC	\$15,571.38
03/22/2024	V754517	CCT FINANCIAL	\$1,715.51
03/22/2024	V754518	CENTERRA CO-OP	\$8,467.62
03/22/2024	V754519	CHRISTIA MATTEY	\$3,351.34
03/22/2024	V754520	CLEVELAND CLINIC CENTER	\$27,307.72
03/22/2024	V754521	COUNS. CNTR OF WAYNE & HOLMES CTY.	\$36,159.70
03/22/2024	V754522	CROSS THREAD SOLUTIONS LLC	\$445.20
03/22/2024	V754523	DAWN PROKOP	\$1,470.00
03/22/2024	V754524	DISCOUNT SCHOOL SUPPLY	\$36.94
03/22/2024	V754525	ESC OF MEDINA COUNTY	\$56,262.60
03/22/2024	V754526	FANNING/HOWEY ASSOCIATES INC.	\$35,360.00
03/22/2024	V754527	GOODWILL INDUSTRIES AKRON INC	\$3,914.63
03/22/2024	V754528	NICOLE ANN GREGORY	\$183.19
03/22/2024	V754529	HEALTHCARE BILLING SERVICES	\$979.92
03/22/2024	V754530	HERSHEY CREAMERY CO	\$937.02
03/22/2024	V754531	INNOVATIVE SOLUTIONS DISTRIBUTION	\$2,205.00
03/22/2024	V754532	JAMES W. TIGHE	\$300.00
03/22/2024	V754533	MCMASTER-CARR SUPPLY COMPANY	\$124.73
03/22/2024	V754534	MICHAEL L WESNER	\$2,390.68
03/22/2024	V754535	MUSIC AND ARTS	\$194.00

Medina City Schools

Check Register For

March 2024

4/9/24

8:57 AM

Check Date	Check Number	Vendor Name	Transaction Amount
03/22/2024	V754536	SHARON L OLTERSDORF	\$27.47
03/22/2024	V754537	PETERS KALAIL & MARKAKIS CO	\$1,835.88
03/22/2024	V754538	PSI AFFILIATES INC.	\$14,917.87
03/22/2024	V754539	QUILL CORPORATION	\$32.29
03/22/2024	V754540	REDTREE INVESTMENT GROUP	\$1,357.62
03/22/2024	V754541	SCHOOL SPECIALTY, LLC.	\$405.86
03/22/2024	V754542	SCOTT SCRIVEN LLP	\$2,775.50
03/22/2024	V754543	SHELLEY A. MACK	\$693.75
03/22/2024	V754544	SPORTSWORLD CUSTOM IMPRINTED APP	\$510.00
03/22/2024	V754545	STANTON'S SHEET MUSIC INC	\$12.94
03/22/2024	V754546	SUMMIT COUNTY ESC	\$10,833.35
03/22/2024	V754547	TALBERT'S COMMERCIAL PRODUCTS	\$414.78
03/22/2024	V754548	TRANSPORTATION ACCESSORIES CO, INC.	\$106.17
03/22/2024	V754549	UNITY SCHOOL BUS PARTS INC.	\$258.95
03/22/2024	V754550	USA CUSTOM APPAREL LLC	\$390.00
03/22/2024	V754551	USA MOBILE DRUG TESTING	\$74.00
03/22/2024	V754552	RODNEY S WEHRLEY	\$76.51
03/22/2024	V754553	WEST MUSIC COMPANY INC	\$617.46
03/22/2024	V754554	XEROX FINANCIAL SERVICES LLC	\$11,517.00
03/22/2024 - Total			\$280,931.86
03/25/2024	V754597	MEMO - MEDICAL MUTUAL	\$148,591.29
03/25/2024	V754598	MEMO MET LIFE INSURANCE	\$3,510.50
03/25/2024 - Total			\$152,101.79
03/26/2024	V754688	SYSCO CLEVELAND INC	\$60,327.75
03/26/2024 - Total			\$60,327.75
03/28/2024	754642	ADLER TEAM SPORTS	\$79.90
03/28/2024	754643	ADVANCE AUTO PARTS	\$50.44
03/28/2024	754644	APPLE INC.	\$1,138.00
03/28/2024	754645	AQUACLEAR	\$59.00
03/28/2024	754646	COMPRODUCTS, INC.	\$70.00
03/28/2024	754647	BELLEFAIRE JEWISH CHILDREN'S	\$5,387.40
03/28/2024	754648	BUZZARD TOOLS LLC	\$206.99
03/28/2024	754649	PEPSI CO BEVERAGE SALES LLC	\$681.61

Medina City Schools

Check Register For

March 2024

4/9/24

8:57 AM

Check Date	Check Number	Vendor Name	Transaction Amount
03/28/2024	754650	CLEVELAND CLINIC ATWORK	\$250.00
03/28/2024	754651	COCA COLA BOTTLING CO CSLDT	\$381.39
03/28/2024	754652	DAWN FREED	\$12.00
03/28/2024	754653	DOUGH GO'S	\$894.90
03/28/2024	754654	EDUCATIONAL SERVICE CENTER OF NE OH	\$55,866.00
03/28/2024	754655	GOODTIME III	\$320.00
03/28/2024	754656	GORDON FOOD SERVICE	\$1,391.60
03/28/2024	754657	GREAT LAKES BIOMEDICAL LLC	\$350.00
03/28/2024	754658	HANNAH MCLEOD	\$1,300.00
03/28/2024	754659	HARRISON FORD INC	\$757.21
03/28/2024	754660	JACOB N YOUNG	\$200.00
03/28/2024	754661	JANICE HENSLEY	\$440.00
03/28/2024	754662	JW PEPPER & SON, INC.	\$1,248.51
03/28/2024	754663	MEDINA CITY SCHOOLS	\$100.88
03/28/2024	754664	MEDINA COUNTY BOARD OF DD.	\$11,434.88
03/28/2024	754665	MONTVILLE POLICE DEPARTMENT	\$534.00
03/28/2024	754666	ALFRED NICKLES BAKERY INC	\$1,034.04
03/28/2024	754667	OHIO DEPARTMENT OF COMMERCE	\$68.25
03/28/2024	754668	OHIO EDISON COMPANY	\$72.44
03/28/2024	754669	OSBORNE MEDINA INC.	\$95.24
03/28/2024	754670	SHAPE - SOC. OF HLTH AND PHYS ED	\$275.00
03/28/2024	754671	SMITH BROTHERS INC.	\$60.00
03/28/2024	754672	STARFALL EDUCATION FOUNDATION	\$355.00
03/28/2024	754673	STARK STATE COLLEGE	\$172.00
03/28/2024	754674	TEACHER SYNERGY, LLC	\$105.89
03/28/2024	754675	UNITED RENTALS (N AMERICA) INC	\$380.00
03/28/2024	754680	AGINS & GILMAN LLC	\$5,000.00
03/28/2024	754681	COLUMBIA GAS OF OHIO INC	\$57.21
03/28/2024	754682	FRONTIER NORTH INC	\$2,636.89
03/28/2024	V754599	APPLEWOOD CENTERS INC (V-CARD)	\$11,816.50
03/28/2024	V754600	CINTAS CORPORATION NO 2 (V-CARD)	\$671.46
03/28/2024	V754601	POINT SPRING & DRIVESHAFT (V-CARD)	\$781.43
03/28/2024	V754602	W.B. MASON CO. INC. (V-CARD)	\$7,813.48

Medina City Schools

Check Register For

March 2024

4/9/24

8:57 AM

Check Date	Check Number	Vendor Name	Transaction Amount
03/28/2024	V754603	AGM ENERGY SERVICES, LLC	\$57,502.40
03/28/2024	V754604	AIRGAS USA LLC	\$49.12
03/28/2024	V754605	AMAZON.COM	\$852.48
03/28/2024	V754606	ANTHONY BELSITO	\$440.00
03/28/2024	V754607	AUTO-JET MUFFLER CORP. (V-CARD)	\$2,207.13
03/28/2024	V754608	AVALON FOODSERVICE INC	\$3,782.39
03/28/2024	V754609	AVANT ASSESSMENT LLC	\$1,568.70
03/28/2024	V754610	BLICK ART MATERIALS LLC	\$660.17
03/28/2024	V754611	NEW DAIRY HOLDCO LLC.	\$2,655.52
03/28/2024	V754612	BRANCHING MINDS	\$400.00
03/28/2024	V754613	BSN SPORTS LLC	\$337.08
03/28/2024	V754614	DAVID M CHAMBERS	\$215.20
03/28/2024	V754615	DEMCO INC	\$179.55
03/28/2024	V754616	ESC OF MEDINA COUNTY	\$85.00
03/28/2024	V754617	FOLLETT SCHOOL SOLUTIONS (V-CARD)	\$265.65
03/28/2024	V754618	GRAINGER SUPPLY CO	\$124.88
03/28/2024	V754619	IXL LEARNING INC.	\$450.00
03/28/2024	V754620	LAKESHORE LEARNING MATERIALS LLC	\$129.90
03/28/2024	V754621	LLA THERAPY LLC.	\$49,724.19
03/28/2024	V754622	LORI S KELLY	\$1,891.00
03/28/2024	V754623	MACIE PUBLISHING COMPANY	\$366.89
03/28/2024	V754624	MNJ TECHNOLOGIES DIRECT INC	\$35,255.70
03/28/2024	V754625	NEUHAUS EDUCATION CENTER	\$22,575.00
03/28/2024	V754626	OHIO SCHOOLS COUNCIL (GAS, ETC)	\$19,384.00
03/28/2024	V754627	QUENCH USA, INC.	\$59.95
03/28/2024	V754628	QUILL CORPORATION	\$142.44
03/28/2024	V754629	REINHARDT SUPPLY COMPANY	\$1,879.35
03/28/2024	V754630	SARGENT-WELCH LLC	\$151.50
03/28/2024	V754631	SCHOOL SPECIALTY, LLC.	\$3,150.44
03/28/2024	V754632	SPORTSWORLD CUSTOM IMPRINTED APP	\$70.00
03/28/2024	V754633	STANTON'S SHEET MUSIC INC	\$376.24
03/28/2024	V754634	NICHOLE JANINE SZYDLO	\$490.00
03/28/2024	V754635	TALBERT'S COMMERCIAL PRODUCTS	\$42.02

Medina City Schools

Check Register For

March 2024

4/9/24

8:57 AM

Check Date	Check Number	Vendor Name	Transaction Amount
03/28/2024	V754636	TECHNOLOGY ENGINEERING GROUP, LLC	\$5,568.50
03/28/2024	V754637	TEXTHELP INC	\$320.00
03/28/2024	V754638	USA CUSTOM APPAREL LLC	\$266.50
03/28/2024	V754639	VINSON GROUP LLC	\$3,864.36
03/28/2024	V754640	SUSAN D VIZER	\$55.96
03/28/2024	V754641	WEST MUSIC COMPANY INC	\$8.95
03/28/2024	V754676	AMAZON.COM	\$4,687.59
03/28/2024	V754677	SARAH L JACKSON	\$148.74
03/28/2024	V754678	MEGAN RENEE MONTGOMERY	\$15.88
03/28/2024	V754679	KAYLA MARIE RODRIGUEZ	\$17.55
03/28/2024	V754683	AUTO-JET MUFFLER CORP. (V-CARD)	\$2,207.13
03/28/2024	V754684	FOLLETT SCHOOL SOLUTIONS (V-CARD)	\$265.65
03/28/2024 - Total			\$339,440.24
03/29/2024	1019204	CENTRAL COLLECTION AGENCY	\$171.58
03/29/2024	1019205	CITY OF AKRON	\$296.05
03/29/2024	1019206	CITY OF BRUNSWICK	\$397.88
03/29/2024	1019207	CITY OF LAKEWOOD	\$333.28
03/29/2024	1019208	F.C.P.E	\$130.00
03/29/2024	1019209	KIDS FIRST	\$12.00
03/29/2024	1019210	OAPSE	\$4,327.87
03/29/2024	1019211	KEITH L RUCINSKI, CHAPTER 13 TRSTEE	\$899.54
03/29/2024	1019212	OHIO EDUCATION ASSOCIATION	\$369.54
03/29/2024	1019213	PEOPLE QUALIFIED COMMITTEE	\$15.41
03/29/2024	1019214	R.I.T.A.	\$82,051.92
03/29/2024	V1019188	MEMO-FLEXSAVE	\$12,250.99
03/29/2024	V1019189	MEDINA CITY SCHOOLS FOUNDATION	\$64.00
03/29/2024	V1019190	MEMO - SERS - BOARD	\$65,442.86
03/29/2024	V1019191	MEMO - STRS - BOARD	\$252,836.18
03/29/2024	V1019192	MEMO -EFTPS - TAXES	\$278,013.61
03/29/2024	V1019193	MEMO -MEDINA CITY SCHOOLS	\$1,900.81
03/29/2024	V1019194	MEMO --S E R S - EMPLOYEE	\$47,255.58
03/29/2024	V1019195	MEMO --S T R S - EMPLOYEE	\$264,428.86
03/29/2024	V1019196	OHIO BUSINESS GATEWAY	\$50,960.88

Medina City Schools

Check Register For

March 2024

4/9/24

8:57 AM

Check Date	Check Number	Vendor Name	Transaction Amount
03/29/2024	V1019197	OHIO CHILD SUPPORT PAYMENT CENTRAL	\$1,239.11
03/29/2024	V1019198	OHIO DEFERRED COMPENSATION -MEMO	\$11,255.37
03/29/2024	V1019199	MEMO - OMNI	\$35,423.69
03/29/2024	V1019200	SCHOOL DISTRICT INCOME TAX	\$4,304.26
03/29/2024	V1019201	TRUSTMARK VOLUNTARY BENEFITS	\$1,592.67
03/29/2024	V1019202	UNITED WAY MEDINA & SUMMIT CO	\$135.24
03/29/2024	V1019203	WORKERS COMP MEMO	\$19,530.31
03/29/2024	V754691	MEMO MET LIFE INSURANCE	\$46,778.28
03/29/2024	V754692	MEMO - BUREAU WORK COMP	\$17,548.63
03/29/2024 - Total			\$1,199,966.40
03/31/2024	V754693	MEMO - P & A ADMINISTRATIVE	\$20,699.51
03/31/2024 - Total			\$20,699.51
Overall - Total			\$6,350,461.59

Fiscal Year	Fund - Expledger	Function First Two Digits	Fiscal Year Budgeted Amount	% Expensed	Fiscal Year Expense Amount	Fiscal Year Encumbrance Amount	Balance
24	0010000	1100	\$425,085.85	0.04020527	\$17,090.69	\$0.00	\$407,995.16
24	0010000	1100	\$17,721,866.26	0.66181093	\$11,728,524.79	\$849,935.43	\$5,143,406.04
24	0010000	1100	\$10,992,582.68	0.75756607	\$8,327,607.66	\$26,310.65	\$2,638,664.37
24	0010000	1100	\$11,756,085.39	0.77376824	\$9,096,485.45	\$58,650.11	\$2,600,949.83
24	0010000	1100	\$50,358.76	0.48204404	\$24,275.14	\$25,540.32	\$543.30
24	0010000	1100	\$163,443.13	0.91038644	\$148,796.41	\$68,887.98	(\$54,241.26)
24	0010000	1100	\$50,421.24	0.42484735	\$21,421.33	\$14,881.69	\$14,118.22
24	0010000	1200	\$591,399.59	0.79475613	\$470,018.45	\$3,671.40	\$117,709.74
24	0010000	1200	\$60,000.00	0.38258683	\$22,955.21	\$19,617.32	\$17,427.47
24	0010000	1200	\$905,715.10	0.58121332	\$526,413.68	\$0.00	\$379,301.42
24	0010000	1200	\$496,861.63	0.8293001	\$412,047.40	\$0.00	\$84,814.23
24	0010000	1200	\$2,535,842.06	0.78771293	\$1,997,515.59	\$0.00	\$538,326.47
24	0010000	1200	\$153,874.00	0	\$0.00	\$0.00	\$153,874.00
24	0010000	1200	\$814,419.47	0.41918792	\$341,394.80	\$0.00	\$473,024.67
24	0010000	1200	\$660,590.63	0.71562067	\$472,732.31	\$0.00	\$187,858.32
24	0010000	1200	\$1,000.00	0	\$0.00	\$0.00	\$1,000.00
24	0010000	1200	\$582,361.83	0.77676703	\$452,359.47	\$0.00	\$130,002.36
24	0010000	1200	\$82,496.91	0	\$0.00	\$0.00	\$82,496.91
24	0010000	1200	\$1,944,251.09	0.76499837	\$1,487,348.91	\$0.00	\$456,902.18
24	0010000	1200	\$18,750.00	0	\$0.00	\$0.00	\$18,750.00
24	0010000	1200	\$233,525.19	1.01594346	\$237,248.39	\$1,534.96	(\$5,258.16)
24	0010000	1200	\$464,255.30	0.61821569	\$287,009.91	\$0.00	\$177,245.39
24	0010000	1200	\$542,339.02	0.74317293	\$403,051.68	\$19.33	\$139,268.01
24	0010000	1200	\$3,687,235.20	0.76571073	\$2,823,355.55	\$379,413.12	\$484,466.53
24	0010000	1300	\$292,395.23	0.82183584	\$240,300.88	\$31,800.00	\$20,294.35
24	0010000	1300	\$16,918.00	0	\$0.00	\$0.00	\$16,918.00
24	0010000	1900	\$46,602.05	0	\$0.00	\$0.00	\$46,602.05
24	0010000	1900	\$84,658.95	0	\$0.00	\$6,000.00	\$78,658.95
24	0010000	1900	\$2,978,074.14	0.18743801	\$558,204.28	\$77,414.40	\$2,342,455.46
24	0010000	2100	\$568,429.11	0.83277331	\$473,372.59	\$6,480.00	\$88,576.52
24	0010000	2100	\$1,655,419.07	0.69790404	\$1,155,323.66	\$0.00	\$500,095.41
24	0010000	2100	\$548,187.88	0.9040946	\$495,613.70	\$6,211.89	\$46,362.29
24	0010000	2100	\$397,273.31	0.73955124	\$293,803.97	\$101,105.92	\$2,363.42
24	0010000	2100	\$662,983.13	1.15978179	\$768,915.76	\$0.00	(\$105,932.63)
24	0010000	2100	\$7,500.00	0.3432	\$2,574.00	\$3,600.00	\$1,326.00
24	0010000	2100	\$1,021,735.36	0.91786907	\$937,819.28	\$32,062.81	\$51,853.27
24	0010000	2100	\$655,928.77	0.77699931	\$509,656.20	\$103,737.96	\$42,534.61
24	0010000	2100	\$311,033.00	0.78649873	\$244,627.06	\$79,459.48	(\$13,053.54)
24	0010000	2100	\$66,635.58	0.22364929	\$14,903.00	\$0.00	\$51,732.58
24	0010000	2100	\$27,609.51	0	\$0.00	\$0.00	\$27,609.51
24	0010000	2200	\$4,602.33	0	\$0.00	\$0.00	\$4,602.33
24	0010000	2200	\$624,797.52	0.70758426	\$442,096.89	\$10,322.64	\$172,377.99
24	0010000	2200	\$45,508.55	0.42998184	\$19,567.85	\$5,820.46	\$20,120.24
24	0010000	2200	\$5,573.81	-0.05263007	(\$293.35)	\$0.00	\$5,867.16
24	0010000	2200	\$691,542.27	0.7604797	\$525,903.86	\$26,113.09	\$139,525.32
24	0010000	2300	\$231,871.82	0.82788426	\$191,963.03	\$20,700.00	\$19,208.79
24	0010000	2400	\$455,826.36	0.63011156	\$287,221.46	\$7,539.84	\$161,065.06
24	0010000	2400	\$623,330.54	0.59217325	\$369,119.67	\$0.00	\$254,210.87
24	0010000	2400	\$39,921.16	1.86148674	\$74,312.71	\$0.00	(\$34,391.55)
24	0010000	2400	\$2,305.31	0	\$0.00	\$0.00	\$2,305.31
24	0010000	2400	\$812,899.93	0.66697062	\$542,180.37	\$125,406.37	\$145,313.19
24	0010000	2400	\$4,562,848.15	0.79492805	\$3,627,135.99	\$31,929.37	\$903,782.79
24	0010000	2400	\$500.00	0	\$0.00	\$500.00	\$0.00
24	0010000	2400	\$3,000.00	0.08266667	\$248.00	\$1,430.00	\$1,322.00
24	0010000	2400	\$41,250.00	0.29418182	\$12,135.00	\$855.00	\$28,260.00
24	0010000	2500	\$1,329,866.73	0.7037541	\$935,899.17	\$48,194.78	\$345,772.78
24	0010000	2500	\$56,671.50	0.67687991	\$38,359.80	\$23,640.20	(\$5,328.50)
24	0010000	2600	\$565,928.40	0.58796892	\$332,748.31	\$118,344.37	\$114,835.72
24	0010000	2600	\$224,169.28	0	\$0.00	\$0.00	\$224,169.28
24	0010000	2600	\$19,817.70	0.25064261	\$4,967.16	\$16,469.71	(\$1,619.17)
24	0010000	2700	\$4,147,267.21	0.7835708	\$3,249,677.50	\$1,205,904.28	(\$308,314.57)
24	0010000	2700	\$3,008,160.56	0.73985092	\$2,225,590.37	\$0.00	\$782,570.19
24	0010000	2700	\$3,477.35	0.55201518	\$1,919.55	\$1,223.85	\$333.95
24	0010000	2800	\$14.33	0	\$0.00	\$0.00	\$14.33
24	0010000	2800	\$23,423.52	0	\$0.00	\$0.00	\$23,423.52
24	0010000	2800	\$20,196.80	0	\$0.00	\$0.00	\$20,196.80
24	0010000	2800	\$6,148.79	0	\$0.00	\$0.00	\$6,148.79
24	0010000	2900	\$265,707.77	0.64907131	\$172,463.29	\$3,265.04	\$89,979.44
24	0010000	2900	\$400.00	0.125	\$50.00	\$150.00	\$200.00
24	0010000	2900	\$341,745.84	0.54294987	\$185,550.86	\$5,679.10	\$150,515.88
24	0010000	2900	\$12,768.04	0.60873008	\$7,772.29	\$1,732.53	\$3,263.22
24	0010000	3200	\$40,857.24	0.07646919	\$3,124.32	\$0.00	\$37,732.92
24	0010000	3200	\$10,000.00	1.417	\$14,170.00	\$9,490.00	(\$13,660.00)
24	0010000	3200	\$154.02	0	\$0.00	\$0.00	\$154.02
24	0010000	3200	\$10,000.00	0.41	\$4,100.00	\$3,137.50	\$2,762.50
24	0010000	4100	\$3,737.29	0	\$0.00	\$0.00	\$3,737.29
24	0010000	4100	\$4,667.00	0.6214249	\$2,900.19	\$0.00	\$1,766.81
24	0010000	4100	\$5,741.48	0.64941966	\$3,728.63	\$0.00	\$2,012.85
24	0010000	4100	\$23,594.44	0.72264949	\$17,050.51	\$0.00	\$6,543.93
24	0010000	4100	\$87,032.27	0.755244	\$65,730.60	\$4,650.00	\$16,651.67
24	0010000	4100	\$14,621.02	0.77575573	\$11,342.34	\$0.00	\$3,278.68
24	0010000	4100	\$4,968.96	0.78269296	\$3,889.17	\$0.00	\$1,079.79
24	0010000	4100	\$18,816.06	0.63654506	\$11,977.27	\$0.00	\$6,838.79
24	0010000	4100	\$33,572.25	0.33049021	\$11,095.30	\$0.00	\$22,476.95
24	0010000	4500	\$61,493.50	0.49089839	\$30,187.06	\$0.00	\$31,306.44
24	0010000	4500	\$15,955.77	0	\$0.00	\$0.00	\$15,955.77
24	0010000	4500	\$26,748.56	0.59023925	\$15,788.05	\$0.00	\$10,960.51
24	0010000	4500	\$21,919.52	0.87395253	\$19,156.62	\$0.00	\$2,762.90
24	0010000	4500	\$113,908.11	1.04400222	\$118,920.32	\$0.00	(\$5,012.21)
24	0010000	4500	\$40,040.18	0.73441653	\$29,406.17	\$0.00	\$10,634.01
24	0010000	4500	\$45,281.97	0	\$0.00	\$0.00	\$45,281.97
24	0010000	4500	\$33,279.40	0.93684381	\$31,177.60	\$0.00	\$2,101.80
24	0010000	4500	\$17,383.13	0.53156768	\$9,240.31	\$0.00	\$8,142.82
24	0010000	4500	\$9,900.79	0	\$0.00	\$0.00	\$9,900.79
24	0010000	4500	\$101,920.52	0	\$0.00	\$0.00	\$101,920.52
24	0010000	4500	\$51,606.99	0.22433066	\$11,577.03	\$0.00	\$40,029.96
24	0010000	4500	\$4,006.57	0	\$0.00	\$0.00	\$4,006.57
24	0010000	4500	\$56,206.55	0.3882962	\$21,824.79	\$0.00	\$34,381.76

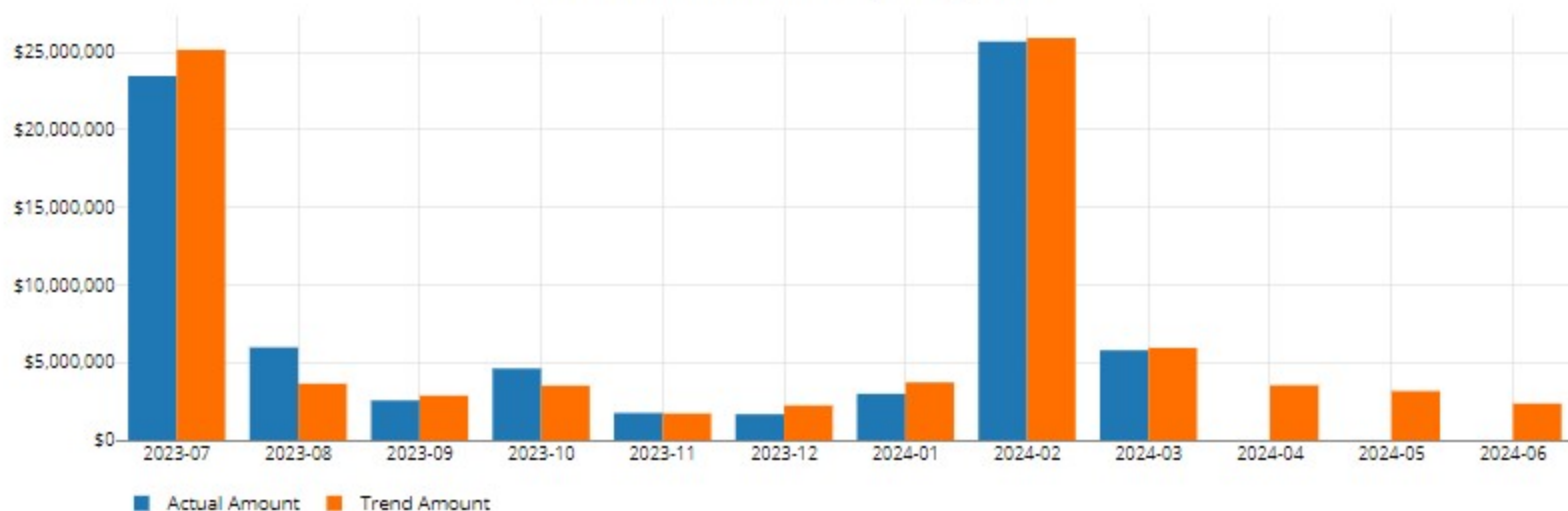
Fiscal Year	Fund - Expledger	Function First Two Digits	Fiscal Year Budgeted Amount	% Expensed	Fiscal Year Expense Amount	Fiscal Year Encumbrance Amount	Balance
24	0010000	4500	\$45,250.27	0.90436212	\$40,922.63	\$0.00	\$4,327.64
24	0010000	4500	\$31,650.75	0	\$0.00	\$0.00	\$31,650.75
24	0010000	4500	\$42,217.62	0.88803727	\$37,490.82	\$0.00	\$4,726.80
24	0010000	4500	\$22,607.69	0	\$0.00	\$0.00	\$22,607.69
24	0010000	4500	\$10,794.83	1.11251034	\$12,009.36	\$0.00	(\$1,214.53)
24	0010000	4500	\$29,014.44	0.93178086	\$27,035.10	\$0.00	\$1,979.34
24	0010000	4500	\$19,259.35	1.08731811	\$20,941.04	\$0.00	(\$1,681.69)
24	0010000	4500	\$15,537.75	0	\$0.00	\$0.00	\$15,537.75
24	0010000	4500	\$26,478.82	0.71130322	\$18,834.47	\$0.00	\$7,644.35
24	0010000	4500	\$16,400.44	0	\$0.00	\$0.00	\$16,400.44
24	0010000	4500	\$401,592.00	0.76689068	\$307,977.16	\$19.49	\$93,595.35
24	0010000	4500	\$41,903.79	0.89404204	\$37,463.75	\$0.00	\$4,440.04
24	0010000	4500	\$21,184.63	0.78100302	\$16,545.26	\$0.00	\$4,639.37
24	0010000	4600	\$13,042.37	0.6869733	\$8,959.76	\$0.00	\$4,082.61
24	0010000	4600	\$5,189.94	0	\$0.00	\$0.00	\$5,189.94
24	0010000	4600	\$11,810.00	0	\$0.00	\$0.00	\$11,810.00
24	0010000	4600	\$33,436.92	0.04988438	\$1,667.98	\$0.00	\$31,768.94
24	0010000	4600	\$10,938.73	0.26442923	\$2,892.52	\$0.00	\$8,046.21
24	0010000	4600	\$3,394.07	0	\$0.00	\$0.00	\$3,394.07
24	0010000	4600	\$8,290.25	0.36961008	\$3,064.16	\$0.00	\$5,226.09
24	0010000	5600	\$258,804.00	0.9672648	\$250,332.00	\$0.00	\$8,472.00
24	0010000	7200	\$503,271.58	0.29874526	\$150,350.00	\$0.00	\$352,921.58
24	0010000	7400	\$300,000.00	0	\$0.00	\$0.00	\$300,000.00
24	0010000	7500	\$4,504.00	0	\$0.00	\$0.00	\$4,504.00
24	0029000	2500	\$70,000.00	0.351602	\$24,612.14	\$0.00	\$45,387.86
24	0029000	6100	\$4,171,786.50	0.92137223	\$3,843,768.25	\$657,386.50	(\$329,368.25)
24	0029012	2500	\$1,500.00	0	\$0.00	\$1,250.00	\$250.00
24	0029012	6100	\$1,727,137.50	0.79360079	\$1,370,657.68	\$356,509.82	(\$30.00)
24	0039001	2700	\$946,758.45	0.45178704	\$427,733.20	\$36,572.50	\$482,452.75
24	0060000	3100	\$191,961.29	0.73292662	\$140,693.54	\$803.09	\$50,464.66
24	0060000	3100	\$1,406,100.92	0.74325711	\$1,045,094.50	\$13,154.23	\$347,852.19
24	0069006	3100	\$1,659,388.29	0.50304355	\$834,744.58	\$414,808.78	\$409,834.93
24	0069022	3100	\$3,063.00	0	\$0.00	\$0.00	\$3,063.00
24	0069023	3100	\$3,135.00	0	\$0.00	\$0.00	\$3,135.00
24	0079004	3200	\$50,000.00	0	\$0.00	\$17,000.00	\$33,000.00
24	0079111	3200	\$500.00	0	\$0.00	\$0.00	\$500.00
24	0079333	3200	\$5,000.00	0	\$0.00	\$5,000.00	\$0.00
24	0089002	3200	\$500.00	0	\$0.00	\$500.00	\$0.00
24	0089003	3200	\$50,000.00	0	\$0.00	\$50,000.00	\$0.00
24	0089112	3200	\$1,000.00	0	\$0.00	\$1,000.00	\$0.00
24	0099110	1100	\$10,945.28	0.42601468	\$4,662.85	\$5,175.70	\$1,106.73
24	0099120	1100	\$14,625.84	0.52042618	\$7,611.67	\$2,630.72	\$4,383.45
24	0099130	1100	\$11,815.00	0.88858654	\$10,498.65	\$1,022.02	\$294.33
24	0099140	1100	\$14,764.92	0.41177534	\$6,079.83	\$5,223.92	\$3,461.17
24	0099160	1100	\$18,862.48	0.50190696	\$9,467.21	\$3,758.09	\$5,637.18
24	0099170	1100	\$20,638.00	0.40743386	\$8,408.62	\$2,932.65	\$9,296.73
24	0099180	1100	\$19,662.49	0.46280405	\$9,099.88	\$2,500.00	\$8,062.61
24	0099200	1100	\$30,683.63	0.55424831	\$17,006.35	\$9,750.92	\$3,926.36
24	0099210	1100	\$22,135.00	0.69934899	\$15,480.09	\$5,099.76	\$1,555.15
24	0099300	1100	\$98,245.05	0.64420436	\$63,289.89	\$31,708.86	\$3,246.30
24	0099300	2400	\$78,296.00	0	\$0.00	\$63,550.00	\$14,746.00
24	0099301	2400	\$10,500.00	0.00330952	\$34.75	\$10,465.25	\$0.00
24	0149016	1100	\$276,472.95	0.81212582	\$224,530.82	\$0.00	\$51,942.13
24	0149016	2400	\$91,897.99	0.36291621	\$33,351.27	\$0.00	\$58,546.72
24	0149016	2400	\$0.00		\$0.00	\$0.00	\$0.00
24	0149116	1200	\$261,422.24	0.80879025	\$211,435.76	\$0.00	\$49,986.48
24	0149116	1200	\$223,837.30	0.80953224	\$181,203.51	\$0.00	\$42,633.79
24	0149116	1200	\$54,766.01	0.11683889	\$6,398.80	\$12,243.34	\$36,123.87
24	0149116	2100	\$17,526.10	1.1027422	\$19,326.77	\$0.00	(\$1,800.67)
24	0149116	2100	\$125,000.00	0.057012	\$7,126.50	\$30,000.00	\$87,873.50
24	0149116	2100	\$325,000.00	0.74164997	\$241,036.24	\$138,043.80	(\$54,080.04)
24	0149116	2200	\$4,000.00	0.24875	\$995.00	\$1,000.00	\$2,005.00
24	0149116	2400	\$81,113.22	0.78365487	\$63,564.77	\$0.00	\$17,548.45
24	0149116	2400	\$163,958.13	0.78275509	\$128,339.06	\$2,486.79	\$33,132.28
24	0149116	2700	\$162.52	0.5227049	\$84.95	\$69.88	\$7.69
24	0149116	4100	\$6,000.00	0.07747333	\$464.84	\$1,500.00	\$4,035.16
24	0160000	1100	\$4,002,703.31	0.66073649	\$2,644,732.14	\$0.00	\$1,357,971.17
24	0160000	1100	\$173,790.89	0.85410789	\$148,436.17	\$0.00	\$25,354.72
24	0160000	1100	\$494,479.18	0.91225349	\$451,090.36	\$0.00	\$43,388.82
24	0160000	1200	\$282,763.00	0	\$0.00	\$0.00	\$282,763.00
24	0160000	1200	\$299,212.57	1.13690859	\$340,177.34	\$0.00	(\$40,964.77)
24	0160000	1200	\$16,702.98	5.87681001	\$98,160.24	\$0.00	(\$81,457.26)
24	0160000	1200	\$187,627.91	0.63163572	\$118,512.49	\$0.00	\$69,115.42
24	0160000	1200	\$3,544.05	5.16711107	\$18,312.50	\$0.00	(\$14,768.45)
24	0160000	1200	\$6.00	0	\$0.00	\$0.00	\$6.00
24	0160000	1900	\$0.00		\$237.67	\$0.00	(\$237.67)
24	0160000	2100	\$9,888.15	3.5293073	\$34,898.32	\$0.00	(\$25,010.17)
24	0160000	2100	\$0.00		\$27,953.34	\$0.00	(\$27,953.34)
24	0160000	2400	\$0.00		\$3,222.88	\$0.00	(\$3,222.88)
24	0160000	2400	\$13,461.05	0.37078311	\$4,991.13	\$0.00	\$8,469.92
24	0160000	2400	\$60,500.00	0.73052529	\$44,196.78	\$16,043.92	\$259.30
24	0160000	2400	\$20,127.49	0	\$0.00	\$0.00	\$20,127.49
24	0160000	2400	\$923.44	0	\$0.00	\$0.00	\$923.44
24	0160000	2500	\$99,100.00	0.42635984	\$42,252.26	\$0.00	\$56,847.74
24	0160000	2700	\$6,500.00	0.54858462	\$3,565.80	\$3,930.38	(\$996.18)
24	0160000	2800	\$486,578.11	0.5826981	\$283,528.14	\$0.00	\$203,049.97
24	0160000	2800	\$1,170,331.65	0.55706104	\$651,946.17	\$156,972.00	\$361,413.48
24	0160000	2800	\$1,427,901.81	0.99851205	\$1,425,777.17	\$0.00	\$2,124.64
24	0160000	2800	\$1,241,607.89	0.70508642	\$875,440.86	\$160,641.45	\$205,525.58
24	0160000	2800	\$223,633.85	0.90329836	\$202,008.09	\$0.00	\$21,625.76
24	0160000	4100	\$7,781.74	0	\$0.00	\$0.00	\$7,781.74
24	0160410	2100	\$128,940.63	0.81779118	\$105,446.51	\$0.00	\$23,494.12
24	0161000	1100	\$335,119.53	0.65390173	\$219,135.24	\$0.00	\$115,984.29
24	0161000	1100	\$3,935.00	0	\$0.00	\$0.00	\$3,935.00
24	0161000	1200	\$305,330.90	0.82284335	\$251,239.50	\$0.00	\$54,091.40
24	0161000	2100	\$16.00	0	\$0.00	\$0.00	\$16.00
24	0189110	1100	\$500.00	2.43708	\$1,218.54	\$0.00	(\$718.54)
24	0189110	2400	\$15,526.70	0.38663786	\$6,003.21	\$12,791.43	(\$3,267.94)

Fiscal Year	Fund - Expledger	Function First Two Digits	Fiscal Year Budgeted Amount	% Expensed	Fiscal Year Expense Amount	Fiscal Year Encumbrance Amount	Balance
24	0189113	2200	\$3,500.00	0.13598286	\$475.94	\$3,020.00	\$4.06
24	0189120	2400	\$98,969.00	0.46009639	\$45,535.28	\$4,630.39	\$48,803.33
24	0189123	2200	\$5,000.00	0.783454	\$3,917.27	\$0.00	\$1,082.73
24	0189130	1100	\$6,300.00	0.22913968	\$1,443.58	\$4,536.86	\$319.56
24	0189130	2400	\$23,500.00	0.39300596	\$9,235.64	\$4,360.76	\$9,903.60
24	0189133	2200	\$150.00	0	\$0.00	\$0.00	\$150.00
24	0189140	1100	\$9,333.40	0.30553603	\$2,851.69	\$1,040.67	\$5,441.04
24	0189140	2400	\$13,727.20	0.31864911	\$4,374.16	\$444.22	\$8,908.82
24	0189143	2200	\$6,000.00	0	\$0.00	\$0.00	\$6,000.00
24	0189160	1100	\$1,050.00	0.38	\$399.00	\$501.00	\$150.00
24	0189160	2400	\$24,850.00	0.48992435	\$12,174.62	\$1,858.03	\$10,817.35
24	0189161	2200	\$2,500.00	0.66	\$1,650.00	\$0.00	\$850.00
24	0189163	2200	\$8,000.00	0.00625	\$50.00	\$0.00	\$7,950.00
24	0189170	1100	\$22,923.23	0.01429292	\$327.64	\$5,000.00	\$17,595.59
24	0189170	2400	\$28,170.27	0.56557711	\$15,932.46	\$3,884.86	\$8,352.95
24	0189171	2400	\$500.00	0.45654	\$228.27	\$200.00	\$71.73
24	0189180	1100	\$5,000.00	0	\$0.00	\$0.00	\$5,000.00
24	0189180	2400	\$78,507.71	0.3607368	\$28,320.62	\$9,154.92	\$41,032.17
24	0189183	2200	\$15,103.00	0	\$0.00	\$13,000.00	\$2,103.00
24	0189200	2400	\$51,507.82	0.26184121	\$13,486.87	\$8,211.57	\$29,809.38
24	0189203	2200	\$3,600.00	0.97775556	\$3,519.92	\$0.00	\$80.08
24	0189210	2400	\$34,481.19	0.21759487	\$7,502.93	\$7,547.05	\$19,431.21
24	0189211	2200	\$8,500.00	0.38594588	\$3,280.54	\$0.00	\$5,219.46
24	0189300	2400	\$41,349.06	0.53281598	\$22,031.44	\$18,102.64	\$1,214.98
24	0189302	1100	\$29,000.00	0	\$0.00	\$29,000.00	\$0.00
24	0189303	0000	\$0.00		\$431.02	\$0.00	(\$431.02)
24	0189303	3200	\$98,932.67	0.1644474	\$16,269.22	\$71,115.77	\$11,547.68
24	0189303	3200	\$40,000.00	0.1748125	\$6,992.50	\$12,007.50	\$21,000.00
24	0189303	3200	\$5,000.00	0	\$0.00	\$0.00	\$5,000.00
24	0189304	4300	\$25,750.00	0.4732167	\$12,185.33	\$13,313.70	\$250.97
24	0189306	2400	\$12,695.26	0.10287383	\$1,306.01	\$6,193.99	\$5,195.26
24	0189307	1100	\$4,000.00	0.314585	\$1,258.34	\$2,740.15	\$1.51
24	0189308	2100	\$3,300.00	0.47596364	\$1,570.68	\$1,721.42	\$7.90
24	0189403	1200	\$500.00	0	\$0.00	\$0.00	\$500.00
24	0189901	1200	\$23.03	0	\$0.00	\$0.00	\$23.03
24	0189906	2900	\$2,000.00	0.2625	\$525.00	\$0.00	\$1,475.00
24	0189907	1900	\$7,739.00	0	\$0.00	\$0.00	\$7,739.00
24	0189914	2900	\$1,000.00	0	\$0.00	\$0.00	\$1,000.00
24	0189915	2900	\$6,100.00	0	\$0.00	\$2,795.48	\$3,304.52
24	0189916	2900	\$8,300.00	0.35552771	\$2,950.88	\$210.46	\$5,138.66
24	0189917	2900	\$14,000.00	0	\$0.00	\$0.00	\$14,000.00
24	0189918	2900	\$10,111.00	0.02834734	\$286.62	\$153.07	\$9,671.31
24	0189919	2900	\$789.00	0.75361217	\$594.60	\$0.00	\$194.40
24	0199009	2100	\$62.00	0	\$0.00	\$0.00	\$62.00
24	0199017	2100	\$12,595.00	0	\$0.00	\$0.00	\$12,595.00
24	0199121	2100	\$6,500.00	0.75	\$4,875.00	\$1,150.00	\$475.00
24	0209001	2800	\$12,314.37	0.1084619	\$1,335.64	\$3,664.36	\$7,314.37
24	0229000	7900	\$10,000.00	0	\$0.00	\$5,000.00	\$5,000.00
24	0229300	4500	\$31,193.72	0.26004465	\$8,111.76	\$4,173.16	\$18,908.80
24	0229300	7200	\$766.28	1	\$766.28	\$0.00	\$0.00
24	0249001	2900	\$11,828,767.22	0.7521927	\$8,897,512.31	\$3,107,602.17	(\$176,347.26)
24	0249002	0000	\$626.00	0	\$0.00	\$0.00	\$626.00
24	0249002	2900	\$748,484.27	0.7134914	\$534,037.09	\$156,188.82	\$58,258.36
24	0249094	2900	\$215,261.28	0.77063186	\$165,887.20	\$94,846.49	(\$45,472.41)
24	0270000	2900	\$233,394.90	0.92839321	\$216,682.24	\$111,562.02	(\$94,849.36)
24	0719013	2700	\$3,146,492.69	0.41419107	\$1,303,249.17	\$233,528.50	\$1,609,715.02
24	0719013	2800	\$120,000.00	0.56260067	\$67,512.08	\$24,000.00	\$28,487.92
24	0719013	7200	\$1,728,637.50	0.79291215	\$1,370,657.68	\$0.00	\$357,979.82
24	2009110	4600	\$1,519.69	0.07884503	\$119.82	\$1,517.54	(\$117.67)
24	2009121	4600	\$234.00	0	\$0.00	\$0.00	\$234.00
24	2009185	4600	\$1,450.00	0	\$0.00	\$0.00	\$1,450.00
24	2009201	4300	\$375.00	0.59373333	\$222.65	\$77.35	\$75.00
24	2009202	4600	\$5,780.79	0.34454287	\$1,991.73	\$1,918.74	\$1,870.32
24	2009205	4600	\$250.00	0	\$0.00	\$0.00	\$250.00
24	2009209	4100	\$7,098.00	0.67433502	\$4,786.43	\$962.57	\$1,349.00
24	2009251	4300	\$506.09	0.20670237	\$104.61	\$270.39	\$131.09
24	2009253	4300	\$3,164.17	0	\$0.00	\$2,000.00	\$1,164.17
24	2009254	4100	\$4,000.00	0.2262	\$904.80	\$3,095.20	\$0.00
24	2009256	4100	\$3,903.07	0	\$0.00	\$3,000.00	\$903.07
24	2009258	4600	\$1,621.26	0.70535263	\$1,143.56	\$356.44	\$121.26
24	2009302	4100	\$1,745.54	0.25679159	\$448.24	\$866.76	\$430.54
24	2009303	4100	\$208.34	0	\$0.00	\$208.00	\$0.34
24	2009307	4100	\$51,149.81	0.43598148	\$22,300.37	\$17,365.00	\$11,484.44
24	2009309	4600	\$1,400.00	0	\$0.00	\$1,400.00	\$0.00
24	2009312	4100	\$20,000.00	0.5118655	\$10,237.31	\$9,775.47	(\$12.78)
24	2009314	4600	\$450.00	0	\$0.00	\$450.00	\$0.00
24	2009315	4600	\$350.00	0	\$0.00	\$350.00	\$0.00
24	2009318	4100	\$7,860.00	0	\$0.00	\$7,860.00	\$0.00
24	2009321	4600	\$23,737.80	0.26567963	\$6,306.65	\$14,393.35	\$3,037.80
24	2009323	4600	\$1,989.00	0.30832076	\$613.25	\$1,675.75	(\$300.00)
24	2009324	4600	\$20,000.00	0.004798	\$95.96	\$19,904.04	\$0.00
24	2009325	4100	\$22,600.00	0.58999956	\$13,333.99	\$10,620.46	(\$1,354.45)
24	2009326	4100	\$4,333.67	0.60559064	\$2,624.43	\$1,534.57	\$174.67
24	2009327	4100	\$5,328.67	0.07194103	\$383.35	\$2,616.65	\$2,328.67
24	2009330	4100	\$3,530.81	0.17078234	\$603.00	\$2,262.00	\$665.81
24	2009332	4100	\$7,500.00	0.42386	\$3,178.95	\$4,321.05	\$0.00
24	2009333	4600	\$70,000.00	0.48012271	\$33,608.59	\$35,859.28	\$532.13
24	2009335	4100	\$6,000.00	0.07736667	\$464.20	\$4,876.05	\$659.75
24	2009336	4100	\$1,500.00	0.51722667	\$775.84	\$748.93	(\$24.77)
24	2009337	4100	\$500.00	0	\$0.00	\$500.00	\$0.00
24	2009339	4100	\$28,500.00	0.7547214	\$21,509.56	\$6,981.48	\$8.96
24	2009340	4100	\$1,700.00	0.46460588	\$789.83	\$910.17	\$0.00
24	2009346	4100	\$130.00	0	\$0.00	\$0.00	\$130.00
24	2009350	4300	\$2,300.00	0.62631304	\$1,440.52	\$87.03	\$772.45
24	2009352	4100	\$7,600.00	0.01151842	\$87.54	\$7,512.30	\$0.16
24	2009353	4600	\$1,200.00	0	\$0.00	\$1,200.00	\$0.00
24	2009355	4600	\$1,220.00	0.05866393	\$71.57	\$1,148.43	\$0.00
24	2009380	4600	\$5,000.00	0.063394	\$316.97	\$4,683.03	\$0.00

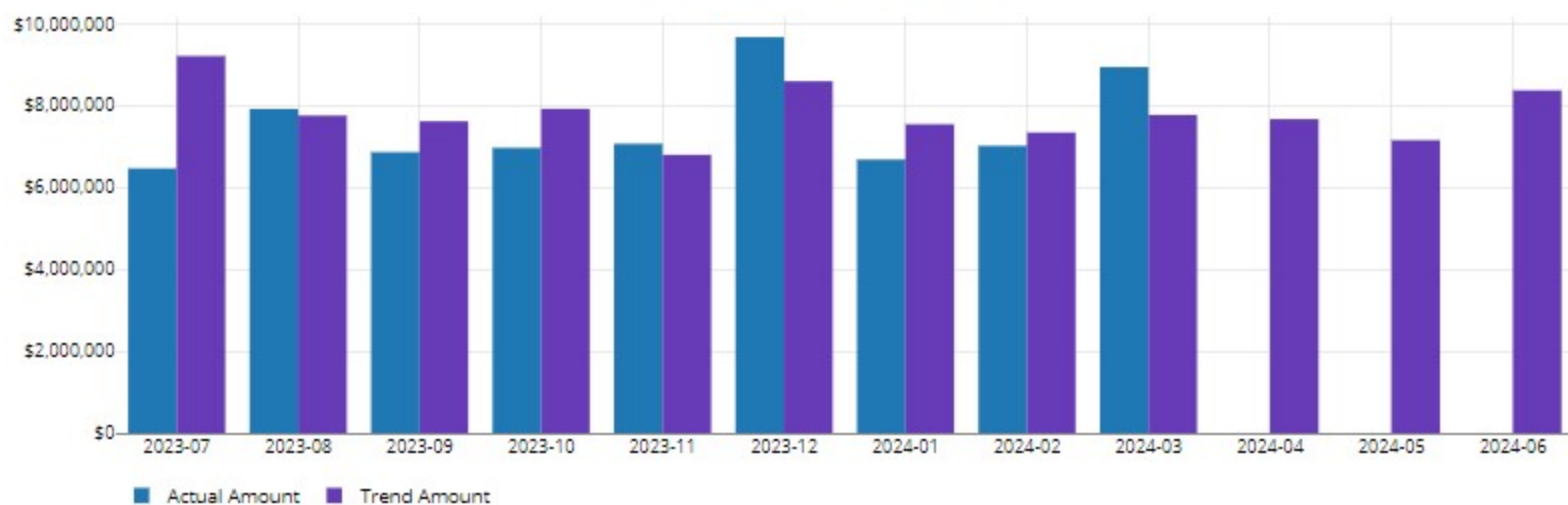
Fiscal Year	Fund - Expledger	Function First Two Digits	Fiscal Year Budgeted Amount	% Expensed	Fiscal Year Expense Amount	Fiscal Year Encumbrance Amount	Balance
24	2009421	4600	\$3.00	0.16666667	\$0.50	\$2.50	\$0.00
24	2009422	4600	\$134.00	0.16619403	\$22.27	\$111.73	\$0.00
24	2009423	4600	\$2,270.00	0.16617621	\$377.22	\$1,892.78	\$0.00
24	2009424	4600	\$6,715.00	0.23668801	\$1,589.36	\$3,125.64	\$2,000.00
24	2009425	4600	\$60,000.00	0.0290795	\$1,744.77	\$58,254.42	\$0.81
24	2009426	4600	\$1,900.00	0.06662632	\$126.59	\$1,773.41	\$0.00
24	2009427	4600	\$1,600.00	0.0517125	\$82.74	\$1,417.26	\$100.00
24	3003000	4500	\$70,000.00	0.99989286	\$69,992.50	\$0.00	\$7.50
24	3003000	4500	\$20,000.00	0.9221255	\$18,442.51	\$0.00	\$1,557.49
24	3003000	4500	\$378,438.85	0.86974503	\$329,145.31	\$39,738.74	\$9,554.80
24	3003001	7200	\$212,126.80	1	\$212,126.80	\$0.00	\$0.00
24	3003003	7200	\$26,852.28	1	\$26,852.28	\$0.00	\$0.00
24	3003004	7200	\$14,076.98	1	\$14,076.98	\$0.00	\$0.00
24	3003007	7200	\$18,265.00	1	\$18,265.00	\$0.00	\$0.00
24	3003008	7200	\$119,549.46	1	\$119,549.46	\$0.00	\$0.00
24	3003010	7200	\$717.00	1	\$717.00	\$0.00	\$0.00
24	3003012	7200	\$9,865.29	1	\$9,865.29	\$0.00	\$0.00
24	3003013	7200	\$12,215.92	1	\$12,215.92	\$0.00	\$0.00
24	3003015	7200	\$4,450.00	1	\$4,450.00	\$0.00	\$0.00
24	3003016	7200	\$7,316.00	1	\$7,316.00	\$0.00	\$0.00
24	3003017	7200	\$12,433.94	1	\$12,433.94	\$0.00	\$0.00
24	3003018	7200	\$31,069.37	1	\$31,069.37	\$0.00	\$0.00
24	3003019	7200	\$9,435.86	1	\$9,435.86	\$0.00	\$0.00
24	3003020	7200	\$3,290.88	1	\$3,290.88	\$0.00	\$0.00
24	3003021	7200	\$4,319.96	1	\$4,319.96	\$0.00	\$0.00
24	3009110	4100	\$10,000.00	0.027436	\$274.36	\$1,620.79	\$8,104.85
24	3009120	4100	\$7,009.00	0.53359966	\$3,740.00	\$1,000.00	\$2,269.00
24	3009130	4100	\$12,375.00	0.40581818	\$5,022.00	\$1,090.00	\$6,263.00
24	3009140	4100	\$10,139.00	0.39513956	\$4,006.32	\$2,111.50	\$4,021.18
24	3009160	4100	\$10,000.00	0.075723	\$757.23	\$3,932.00	\$5,310.77
24	3009170	4100	\$20,000.00	0.16825	\$3,365.00	\$3,958.00	\$12,677.00
24	3009180	4100	\$11,206.52	0.44017768	\$4,932.86	\$5,399.12	\$874.54
24	3009201	4100	\$19,000.00	0.20582526	\$3,910.68	\$15,102.98	(\$13.66)
24	3009208	0000	\$1,757.00	1	\$1,757.00	\$0.00	\$0.00
24	3009208	4100	\$103,596.00	1.02118981	\$105,791.18	\$0.00	(\$2,195.18)
24	3009250	4100	\$21,500.00	0.17654465	\$3,795.71	\$4,447.01	\$13,257.28
24	3009253	4300	\$1,026.07	0.42595534	\$437.06	\$162.94	\$426.07
24	3009254	4300	\$2,814.16	0.16901313	\$475.63	\$524.37	\$1,814.16
24	3009258	0000	\$1,000.00	5.90176	\$5,901.76	\$1,563.24	(\$6,465.00)
24	3009258	4100	\$142,960.00	0.76159765	\$108,878.00	\$20,060.00	\$14,022.00
24	3009302	4500	\$1,120.00	0.41071429	\$460.00	\$0.00	\$660.00
24	3009303	4600	\$2,750.00	0.31048727	\$853.84	\$1,877.67	\$18.49
24	3009304	4600	\$7,500.00	0.762108	\$5,715.81	\$1,475.20	\$308.99
24	3009313	4100	\$28,000.00	0.21213464	\$5,939.77	\$18,873.17	\$3,187.06
24	3009334	4300	\$2,000.00	0.13214	\$264.28	\$1,735.72	\$0.00
24	3009390	4600	\$9,000.00	0	\$0.00	\$9,000.00	\$0.00
24	3009403	1200	\$8,000.00	0.28875	\$2,310.00	\$0.00	\$5,690.00
24	3009410	4500	\$5,360.20	0.4969572	\$2,663.79	\$1,336.21	\$1,360.20
24	4019013	3200	\$21,561.33	1.19631906	\$25,794.23	\$0.00	(\$4,232.90)
24	4019013	7500	\$0.00		\$54,452.63	\$0.00	(\$54,452.63)
24	4019014	3200	\$328,897.16	0.52035496	\$171,143.27	\$49,677.91	\$108,075.98
24	4019023	3200	\$1,772.20	0.49579619	\$878.65	\$0.00	\$893.55
24	4019023	7500	\$0.00		\$16,520.14	\$0.00	(\$16,520.14)
24	4019024	3200	\$14,907.52	0.3427116	\$5,108.98	\$2,333.18	\$7,465.36
24	4019033	3200	\$11,648.92	0.97692147	\$11,380.08	\$0.00	\$268.84
24	4019033	7500	\$0.00		\$26,741.24	\$0.00	(\$26,741.24)
24	4019034	3200	\$472,382.04	0.72990631	\$344,794.63	\$27,376.37	\$100,211.04
24	4999014	2100	\$31,473.68	0.67654338	\$21,293.31	\$0.00	\$10,180.37
24	4999019	2400	\$10,086.41	0	\$0.00	\$6,700.00	\$3,386.41
24	4999224	2200	\$27,192.06	0	\$0.00	\$5,000.00	\$22,192.06
24	5079022	1100	\$33,751.12	0.96871511	\$32,695.22	\$0.00	\$1,055.90
24	5079022	1900	\$0.00		\$0.00	\$0.00	\$0.00
24	5079022	2100	(\$134.34)	1	(\$134.34)	\$0.00	\$0.00
24	5079022	2700	\$360,463.31	1	\$360,463.31	\$0.00	\$0.00
24	5079022	7400	\$1,015,100.00	0	\$0.00	\$0.00	\$1,015,100.00
24	5079023	1100	\$641,560.38	0.22135095	\$142,010.00	\$342,550.00	\$157,000.38
24	5079023	2700	\$0.00		\$0.00	\$0.00	\$0.00
24	5079024	1100	\$384,600.98	0.00529299	\$2,035.69	\$176,040.02	\$206,525.27
24	5079024	1900	\$0.00		\$6,868.03	\$0.00	(\$6,868.03)
24	5079024	2700	\$900,000.00	0.282882	\$254,593.80	\$644,692.80	\$713.40
24	5079121	1100	\$244,955.00	0.99632586	\$244,055.00	\$0.00	\$900.00
24	5079121	1900	(\$1,095.38)	0	\$0.00	\$0.00	(\$1,095.38)
24	5079121	1900	\$0.00		(\$237.67)	\$0.00	\$237.67
24	5079121	2200	(\$2,165.01)	0.9804666	(\$2,122.72)	\$0.00	(\$42.29)
24	5079121	2700	\$16,256.25	1	\$16,256.25	\$0.00	\$0.00
24	5169022	2400	\$0.00		\$0.00	\$0.00	\$0.00
24	5169022	2400	\$0.00		\$0.00	\$0.00	\$0.00
24	5169023	1200	(\$56,806.76)	-0.4615125	\$26,217.03	\$0.00	(\$83,023.79)
24	5169023	1200	\$121,130.46	0.14429071	\$17,478.00	\$0.00	\$103,652.46
24	5169023	1200	\$12,515.89	0.47264637	\$5,915.59	\$0.00	\$6,600.30
24	5169023	1200	\$44,741.55	0	\$0.00	\$0.00	\$44,741.55
24	5169023	2100	\$105,903.40	0	\$0.00	\$0.00	\$105,903.40
24	5169023	2100	(\$7,568.10)	-0.83605925	\$6,327.38	\$0.00	(\$13,895.48)
24	5169023	2100	(\$7,166.07)	-0.53240619	\$3,815.26	\$0.00	(\$10,981.33)
24	5169023	2100	\$18,526.16	0	\$0.00	\$0.00	\$18,526.16
24	5169023	2200	\$25,745.79	-0.01551516	(\$399.45)	\$0.00	\$26,145.24
24	5169023	2400	\$2,023.00	0.84672269	\$1,712.92	\$0.00	\$310.08
24	5169023	2400	\$1,592.72	-0.26020895	(\$414.44)	\$0.00	\$2,007.16
24	5169024	1200	\$473,298.11	0.72460657	\$342,954.92	\$0.00	\$130,343.19
24	5169024	1200	\$476,523.77	0.52764919	\$251,437.38	\$0.00	\$225,086.39
24	5169024	1200	\$127,199.92	0.69537905	\$88,452.16	\$0.00	\$38,747.76
24	5169024	1200	\$16,365.36	0	\$0.00	\$15,000.00	\$1,365.36
24	5169024	2100	\$0.00		\$0.00	\$0.00	\$0.00
24	5169024	2100	\$291,064.61	0.62214259	\$181,083.69	\$0.00	\$109,980.92
24	5169024	2100	\$197,926.06	0.52850645	\$104,605.20	\$3,186.50	\$90,134.36
24	5169024	2100	\$18,480.00	0	\$0.00	\$18,480.00	\$0.00
24	5169024	2200	\$74,000.00	0.33391892	\$24,710.00	\$0.00	\$49,290.00
24	5169024	2400	\$62,120.99	0.76505284	\$47,525.84	\$0.00	\$14,595.15

Fiscal Year	Fund - Expledger	Function First Two Digits	Fiscal Year Budgeted Amount	% Expensed	Fiscal Year Expense Amount	Fiscal Year Encumbrance Amount	Balance
24	5169024	2400	\$0.00		\$0.00	\$0.00	\$0.00
24	5169024	3200	\$57,897.99	0.3784938	\$21,914.03	\$35,460.14	\$523.82
24	5169123	1200	\$1,279.82	0	\$0.00	\$0.00	\$1,279.82
24	5169123	2100	\$13,811.88	0	\$0.00	\$0.00	\$13,811.88
24	5169123	2100	\$1,060.30	0	\$0.00	\$0.00	\$1,060.30
24	5169123	3200	\$395.51	0	\$0.00	\$0.00	\$395.51
24	5519123	1200	\$4,843.90	0	\$0.00	\$0.00	\$4,843.90
24	5729023	1200	\$38,396.41	0.8789965	\$33,750.31	\$0.00	\$4,646.10
24	5729023	3200	\$341.69	0.54605051	\$186.58	\$0.00	\$155.11
24	5729024	1200	\$564,229.76	0.65507117	\$369,610.65	\$0.00	\$194,619.11
24	5729024	3200	\$5,650.79	0.40561231	\$2,292.03	\$3,207.97	\$150.79
24	5729123	1100	\$133,587.49	0.1541425	\$20,591.51	\$0.00	\$112,995.98
24	5729124	1100	\$137,363.76	0.12451581	\$17,103.96	\$9,815.37	\$110,444.43
24	5849023	1100	\$8,272.66	0.05376143	\$444.75	\$0.00	\$7,827.91
24	5849023	2200	\$0.00		(\$591.92)	\$0.00	\$591.92
24	5849024	2200	\$42,416.23	0.86284755	\$36,598.74	\$4,449.03	\$1,368.46
24	5849024	3200	\$4,386.18	0.28471244	\$1,248.80	\$3,137.38	\$0.00
24	5879023	1200	\$2,420.21	0.88911706	\$2,151.85	\$0.00	\$268.36
24	5879024	1200	\$44,105.54	0.57303436	\$25,273.99	\$4,233.53	\$14,598.02
24	5879123	1200	\$3,132.80	0.95515513	\$2,992.31	\$2,439.98	(\$2,299.49)
24	5909022	2200	\$0.00		\$812.45	\$0.00	(\$812.45)
24	5909023	2200	\$18,311.06	0.36686407	\$6,717.67	\$0.00	\$11,593.39
24	5909023	3200	\$7,979.80	0.74670418	\$5,958.55	\$0.00	\$2,021.25
24	5909024	2200	\$130,923.12	0.84964016	\$111,237.54	\$3,875.85	\$15,809.73
24	5909024	3200	\$14,886.07	0.35061302	\$5,219.25	\$9,468.88	\$197.94
24	5999023	2700	\$152,521.48	0.34085232	\$51,987.30	\$100,236.36	\$297.82
		Totals	\$137,019,164.01				

Actual vs. Trend Revenues - Operating Funds



Actual vs. Trend Expenses - Operating Funds



GENERAL FUND-TRUE DAYS CASH

Includes Substitute Levy

