

Medina City Schools

Forecast Fund Analysis

October 31, 2024

	2024-2025 Original Estimate (1)	Y-T-D Actual July 2024 - June 2025 (2)	Percent	Variance (3)
Beginning Balance - July 1, 2024		33,660,259.80		0.00
General Fund	22,341,858.69			
Other Funds - Substitute Levy	11,318,401.11			
Revenue	<u>85,196,807.00</u> 85,196,807.00	<u>35,079,027.49</u> 35,079,027.49	<u>41.2%</u>	<u>50,117,779.51</u> 50,117,779.51
Expenditures	91,785,907.00	30,220,270.27	32.9%	61,565,636.73
Encumbrance	851,800.00	3,863,995.18		-3,012,195.18
	<u>92,637,707.00</u>	<u>34,084,265.45</u>		<u>58,553,441.55</u>
Ending Balance - June 30, 2025	26,219,359.80	34,655,021.84		-8,435,662.04

Original Estimate revenue, expenditure and encumbrance taken from May 2024 five-year forecast
Includes May 2018 Substitute Levy

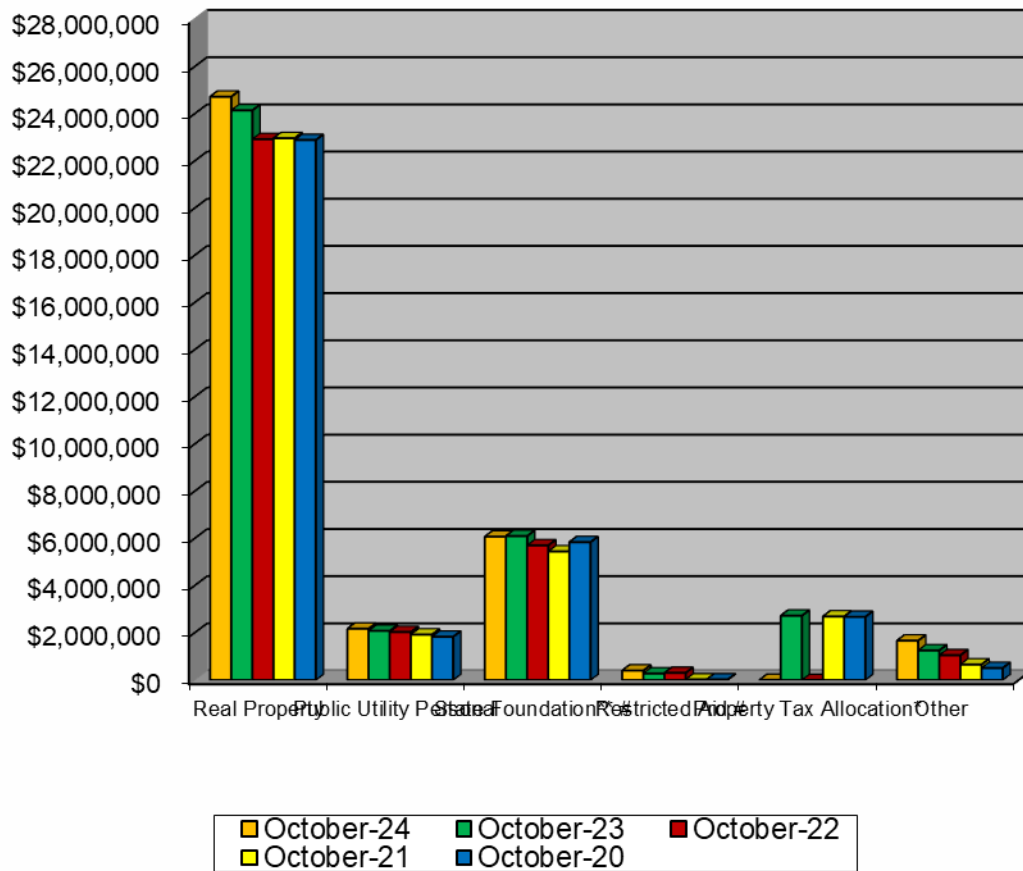
Forecast Funds Summary

October 2024

Revenues

1. Real Property Taxes – Total Real Property Taxes received from the beginning of the fiscal year until October 31, 2024 is \$24,731,121.99. This is an increase of 2.3% above last year's taxes received at this time. (\$1,536,048.01) was collected in October. Funds previously collected were moved to Public Utility Personal Property with the settlement from the County Auditor.
2. Public Utility Personal Property Taxes – Total Public Utility Personal Property Taxes received from the beginning of the fiscal year until October 31, 2024 is \$2,180,045.00. These monies are distributed upon settlement from the County Auditor. This amount is listed in a separate line for State and five-year forecasting purposes. \$2,180,045.00 had been transferred from Real Property Taxes in October.
3. State Foundation – State Foundation monies received from the State of Ohio from the beginning of the fiscal year until October 31, 2024 total \$6,082,679.34. This is a decrease of 0.4% below last year's foundation money received at this time. \$1,500,094.64 was collected in October.
4. Restricted Aid – Restricted Aid monies are for Career Tech funding and Economically Disadvantaged Students. We have added e-Rate funding as well because these funds are restrictive to technology. Monies received from the beginning of the fiscal year until October 31, 2024 total \$406,633.09. \$58,543.41 was collected in October.
5. Homestead and Rollback – Monies received from the State of Ohio from the beginning of the fiscal year until October 31, 2024 total \$6,895.29. \$6,895.29 was collected in October. Receipts are based upon the real property taxes collected and Homestead filings with the County Auditor.
6. Other – Other monies received from the beginning of the fiscal year until October 31, 2024 total \$1,671,652.78. This is an increase of 32.7% above last year at this time. \$315,470.86 was collected in October.

Forecast Fund Revenue



	October-24	October-23	October-22	October-21	October-20	Current Forecast
Real Property	\$24,731,122	\$24,152,785	\$22,931,221	\$22,970,629	\$22,894,292	\$53,115,057
Public Utility Personal	\$2,180,045	\$2,090,332	\$2,039,544	\$1,931,103	\$1,837,573	\$4,280,523
State Foundation** #	\$6,082,679	\$6,107,675	\$5,712,533	\$5,454,710	\$5,850,063	\$17,827,529
Restricted Aid #	\$406,633	\$282,661	\$305,540	\$27,620	\$27,620	\$670,501
Property Tax Allocation*	\$6,895	\$2,730,960	\$0	\$2,700,145	\$2,680,837	\$5,519,200
Other	\$1,671,653	\$1,259,509	\$1,052,560	\$663,129	\$511,241	\$3,783,996
Total	\$35,079,027	\$36,623,921	\$32,041,399	\$33,747,336	\$33,801,627	\$85,196,806
State %	18.5%	24.9%	18.8%	24.2%	25.3%	

* Includes Homestead/Rollback, Tangible Personal Property Tax Fixed Rate Loss Reimbursement and Electric Deregulation.

** Includes Casino Revenue in State Foundation beginning January 2013 and Economic Disadvantaged Funding in November 2013.

Encompasses the Fair School Funding Plan as of January 2022

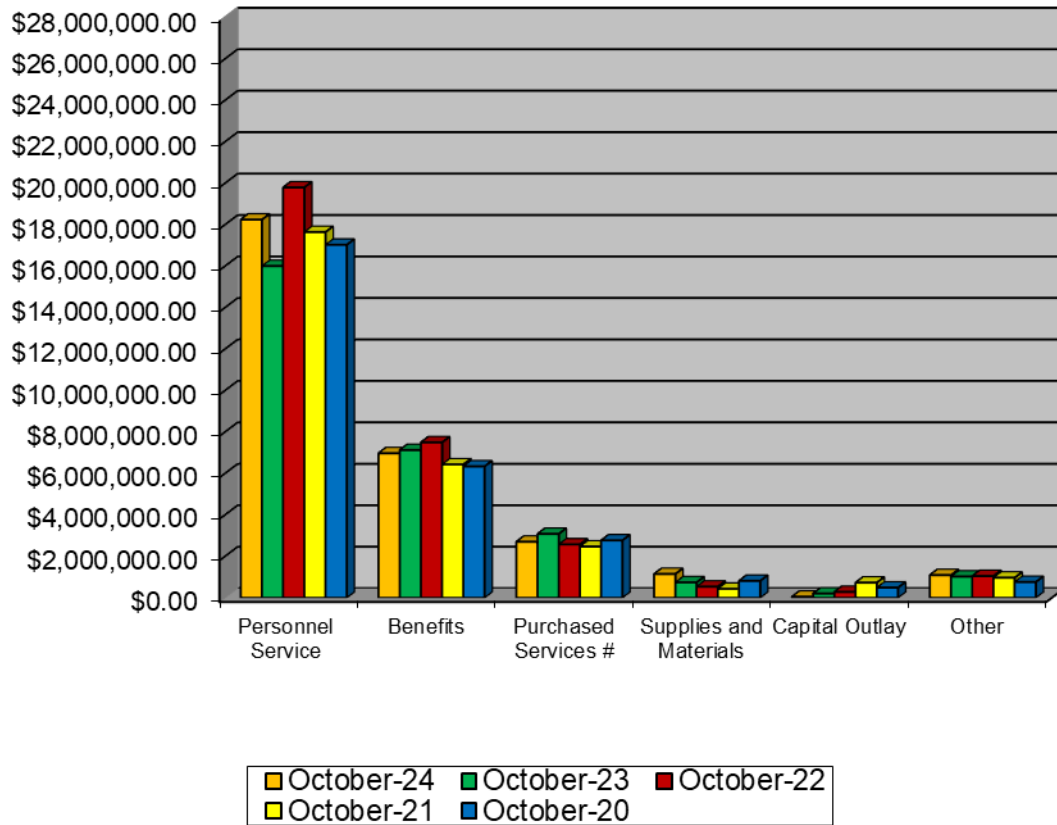
Forecast Funds Summary

October 2024

Expenditures

1. Personnel Services– The costs for personnel services for the School District from the beginning of the fiscal year until October 31, 2024 was \$18,244,447.00. This was an increase of 14.0% above last year at this time. \$4,176,002.36 was spent in October. The current year has 26 pays as opposed 27 pays in the last fiscal year.
2. Benefits – The cost for benefits for the School District from the beginning of the fiscal year until October 31, 2024 was \$6,974,964.76. This was a decrease of 2.2% below last year at this time. \$1,645,608.33 was spent in October.
3. Purchased Services – The cost for purchased services for the district from the beginning of the fiscal year until October 31, 2024 total \$2,703,645.79. This was a 12.4% decrease below last year at this time. \$979,710.10 was spent in October.
4. Supplies and Materials – The cost for supplies and materials for the district from the beginning of the fiscal year until October 31, 2024 total \$1,150,873.64. This was a 54.5% increase above last year at this time. \$102,220.55 was spent in October.
5. Capital Outlay – The cost for capital outlay for the district from the beginning of the fiscal year until October 31, 2024 total \$51,840.15. This was a 75.1% decrease below last year at this time. \$31,838.56 was spent in October.
6. Other – The cost of other expenditures excluding transfers for the district was \$1,094,406.33 for the fiscal year until October 31, 2024. This was a 6.5% increase above last year at this time. \$726,795.61 was spent in October.

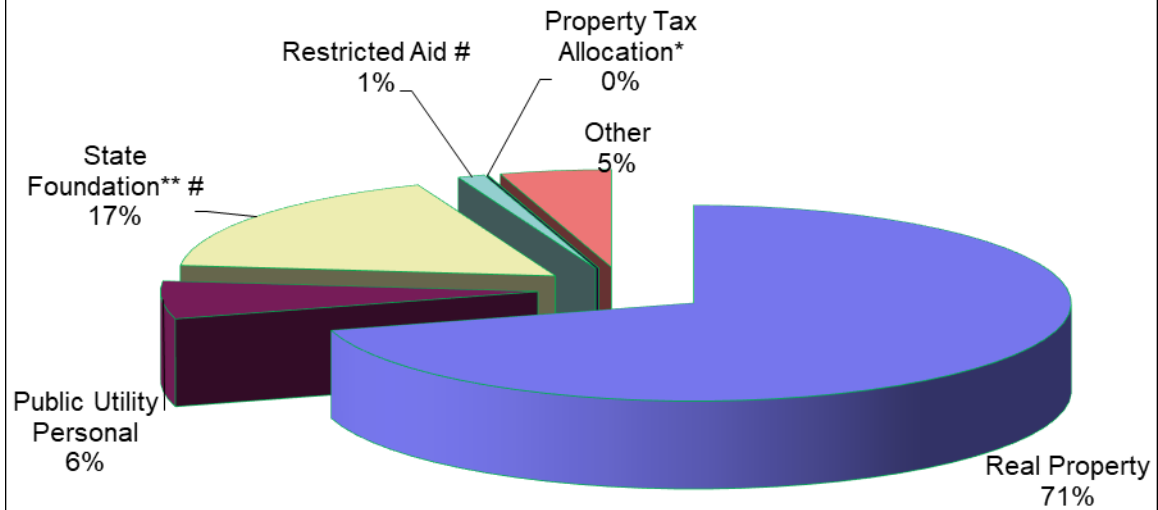
Forecast Fund Expenditures



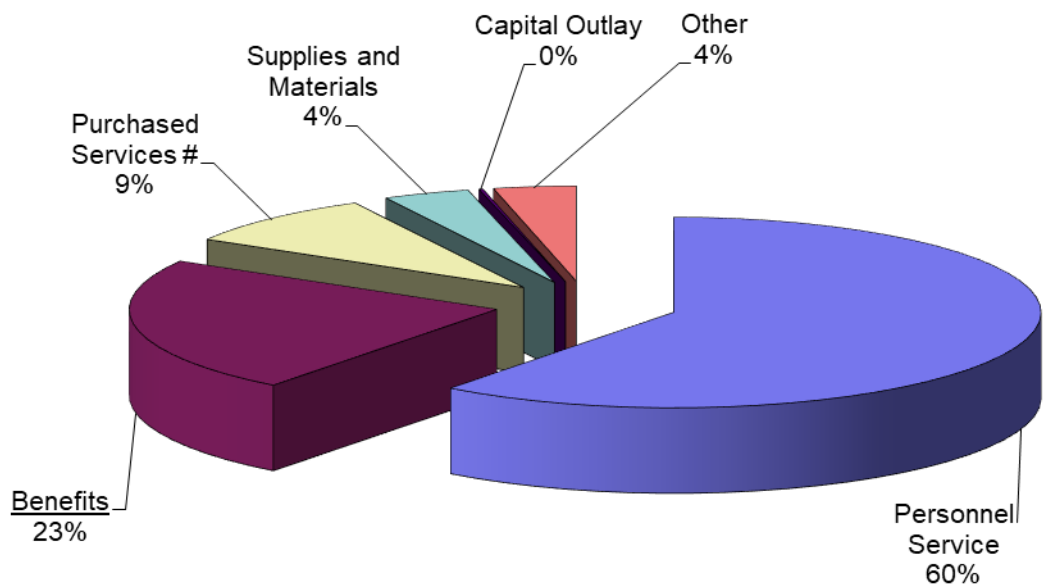
	October-24	October-23	October-22	October-21	October-20	Current Forecast
Personnel Service	\$18,244,447	\$16,004,269	\$19,797,069	\$17,645,596	\$17,029,381	\$54,548,943
Benefits	\$6,974,965	\$7,128,786	\$7,500,163	\$6,434,321	\$6,340,321	\$21,424,690
Purchased Services #	\$2,703,646	\$3,084,733	\$2,576,928	\$2,472,140	\$2,770,023	\$9,968,455
Supplies and Materials	\$1,150,874	\$744,742	\$538,999	\$434,117	\$816,268	\$2,113,895
Capital Outlay	\$51,840	\$207,958	\$285,847	\$733,138	\$491,629	\$582,941
Other	\$1,094,406	\$1,027,527	\$1,047,387	\$970,334	\$762,677	\$2,321,256
Transfers and Adv., Etc.	\$93	\$20,350	\$16,005	\$0	\$0	\$825,727
Other than Debt						
Total	\$30,220,270	\$28,218,364	\$31,762,398	\$28,689,646	\$28,210,299	\$91,785,907

Reduced with Fair School Funding Plan in January 2022

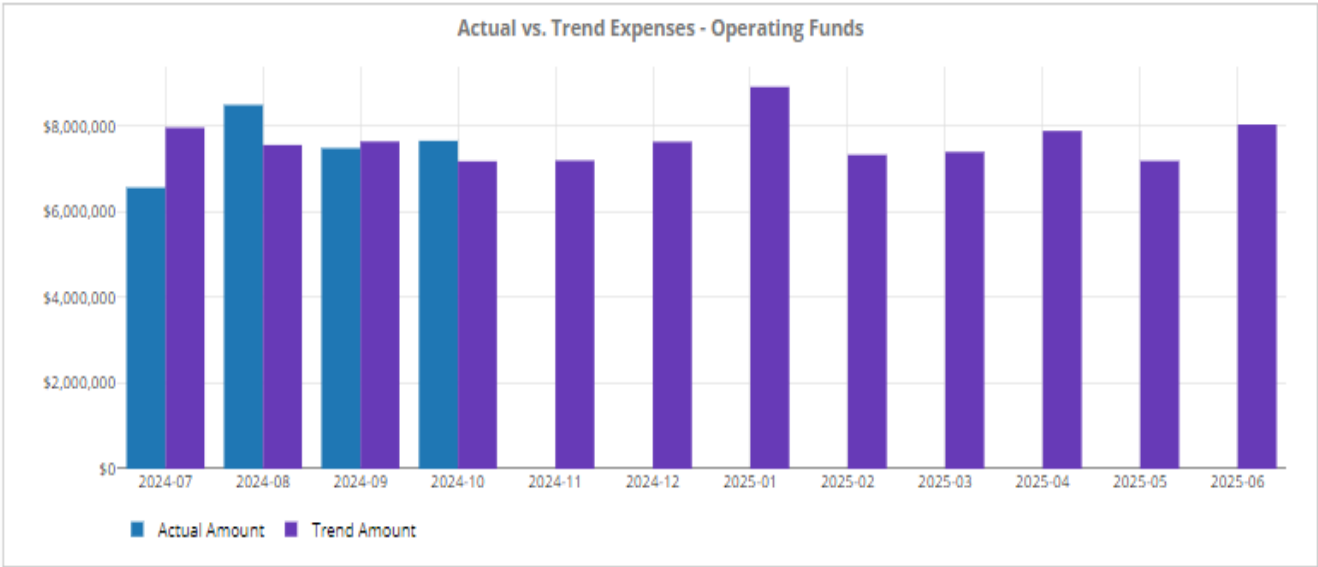
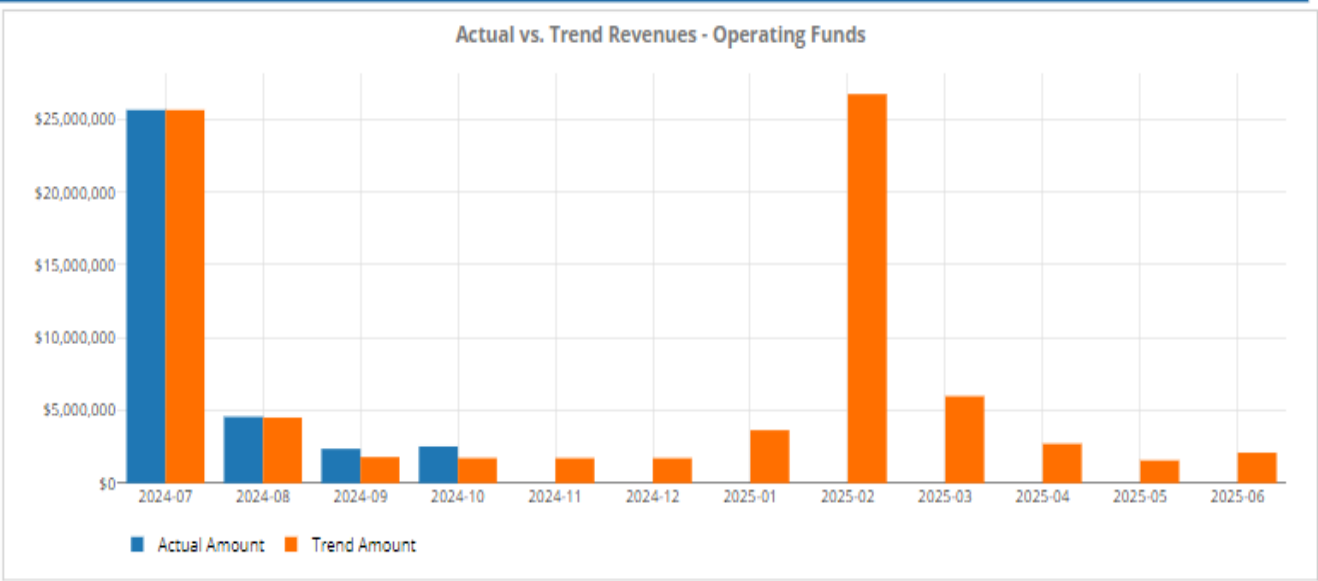
Current Forecast Fund Revenue



Current Forecast Fund Expenditures



	06/21/24	09/13/24	09/27/24	10/11/24	10/25/2024	Last Two Month
ADMIN	\$29,293.62	\$26,078.45	\$26,078.45	\$30,391.80	\$30,391.80	3.75%
CERT 12 MNTH- admin certified	\$40,480.73	\$41,165.89	\$41,165.89	\$41,165.89	\$41,165.89	1.69%
ASST PRINCIPAL	\$24,223.89	\$15,378.72	\$15,378.72	\$15,378.72	\$15,378.72	-36.51%
CERTIFIED 219- PRINCIPALS	\$72,063.09	\$67,693.48	\$67,693.48	\$67,693.48	\$67,693.48	-6.06%
PSYCHS	\$27,557.69	\$26,068.70	\$26,068.70	\$26,068.70	\$26,068.70	-5.40%
TEACHERS	1,514,172.48	\$1,573,607.05	\$1,575,052.59	\$1,577,936.29	\$1,574,105.63	3.96%
CERTIFIED 204:	\$7,840.41	\$13,668.80	\$13,668.80	\$13,668.80	\$13,668.80	74.34%
CERTIFIED 194:	\$7,969.45					-100.00%
12 MONTH	130,322.67	134,727.37	136,440.20	136,051.86	136,068.20	4.41%
FOOD SERVICE	\$29,029.68	\$31,594.64	\$31,914.75	\$32,340.91	\$32,542.57	12.10%
TRANSPORTATION	\$45,233.07	\$47,475.30	\$48,653.56	\$47,044.98	\$47,220.59	4.39%
IPP	\$90,809.38	\$94,682.13	\$96,045.64	\$94,949.88	\$96,843.26	6.64%
SECRETARY	\$42,549.47	\$44,868.04	\$43,506.93	\$43,506.93	\$43,955.54	3.30%
MEDIA IPP	\$10,884.69	\$9,702.72	\$9,702.72	\$9,702.72	\$9,702.72	-10.86%
PREVENTION COORDINATORS	\$10,277.42	\$10,971.23	\$10,971.23	\$10,971.23	\$10,971.23	6.75%



Medina City School District

Sales Tax

Date	Sales Tax Description	Receipts	Expenditures	Balance
July 1, 2024	Beginning Balance (071) Sales Tax and (002-9012) Bond			\$4,633,927.93
July	Sales Tax Distribution	\$1,024,147.78		\$5,658,075.71
	Summer Roofing Project Consulting Services - Canavan		\$8,040.00	\$5,650,035.71
	Heritage Elementary Renovation Consulting		\$4,800.00	\$5,645,235.71
	Restroom Partitions Canavan		\$12,095.00	\$5,633,140.71
	Heritage Renovation		\$235,627.26	\$5,397,513.45
	Fleet Master Lease Agreement		\$9,013.24	\$5,388,500.21
August	Heritage Elementary Renovation Consulting		\$16,800.00	\$5,371,700.21
	Fenn Concrete Sidewalk Project		\$21,237.00	\$5,350,463.21
	Installation of Lighting at PAC		\$6,262.50	\$5,344,200.71
	Paint Reno Project - Garfield		\$759.93	\$5,343,440.78
	Sealcoat Double Application Northrop		\$2,552.00	\$5,340,888.78
	Roof Replacement Project MHS		\$58,370.83	\$5,282,517.95
	Paving Project Claggett, Northrop, and Heritage		\$33,686.52	\$5,248,831.43
	Lighting Fixture Replacement PAC		\$24,452.00	\$5,224,379.43
September	Heritage Elementary Renovation Consulting		\$16,800.00	\$5,207,579.43
	Roof Project 2023 Consulting Services MHS		\$5,043.00	\$5,202,536.43
	Roofing Project Summer 2023 Consulting Services Canavan		\$2,460.00	\$5,200,076.43
	Heritage Renovation		\$9,400.00	\$5,190,676.43
	Carpet Tiles and Installation Garfield		\$21,288.52	\$5,169,387.91
	Paint Reno Project		\$3,776.59	\$5,165,611.32
	Scoreboard Booster Payment		(\$30,487.20)	\$5,196,098.52
	Heritage Preschool Reno		\$4,215.66	\$5,191,882.86
	Roof Project 2023 MHS		\$30,635.00	\$5,161,247.86
	Roofing Project Summer 2023 Canavan		\$99,549.00	\$5,061,698.86
October	Sales Tax Distribution	\$1,134,639.28		\$6,196,338.14
	Heritage Elementary Renovation Consulting		\$4,800.00	\$6,191,538.14
	Summer Roofing Project Consulting Services - Canavan		\$1,500.00	\$6,190,038.14
	Security System - Preschool		\$1,050.00	\$6,188,988.14
	Roofing Project Summer 2023 Canavan		\$13,551.00	\$6,175,437.14
	Heritage Renovation		\$715,085.30	\$5,460,351.84
	Scoreboard Booster Payment		(\$27,231.47)	\$5,487,583.31
	Fleet Master Lease Agreement		\$6,338.65	\$5,481,244.66
	Fiscal Year Totals	\$2,158,787.06	\$1,311,470.33	

Medina City School District
Recreation Center

Date	Description	District Revenue	District Expenses	City Reimbursements	Total Balance
July 1, 2024	Beginning Balance (003-9001)				\$ (53,485.62)
July	Batting Cage		\$18,000.00		\$ (71,485.62)
	Door Frames for Family Changing		\$6,200.00		\$ (77,685.62)
	Batting Cage			\$9,000.00	\$ (68,685.62)
	Lighting Controls Replacement		\$78,042.00		\$ (146,727.62)
August	Door Frames for Family Changing			\$3,100.00	\$ (143,627.62)
	Lighting Controls Replacement			\$39,021.00	\$ (104,606.62)
September	N/A			\$0.00	\$ (104,606.62)
October	Lighting Fixture Replacement		\$3,443.75		\$ (108,050.37)
	Total Revenues, Expenditures and Reimbursements	\$ -	\$ 105,685.75	\$ 51,121.00	

Medina City Schools

OCTOBER**MONTH END BANK ACCOUNT BALANCES:**

OPERATING ACCOUNT - HUNTINGTON	\$ 1,243,902.58
FLEX ACCOUNT - HUNTINGTON	\$ 44,563.39
WORKERS COMP (ZBA) - HUNTINGTON	\$ -
WESTFIELD BANK	\$ 11,271.36
WESTFIELD BANK COMMERCIAL CHECKING	\$ 2,965,034.89
STAR OHIO - GENERAL	\$ 13,346,728.57
JP Morgan / Metlife Claims	\$ 21,926.49
RED TREE INVESTMENTS - GENERAL	\$ 20,997,617.39
MULTISECURITIES FIXED	\$ 12,105,446.11
MULTISECURITIES CASH FUND DEPOSITS	\$ 42,068.47
5/3RD BANK	\$ 7,070,981.90
T. ROWE PRICE Hoffman-Collins	\$ 305,592.89
DWS -Hoffman- Collins	\$ 579,863.59
DWS - Bushman	\$ 9,451.02
Kanehl Stocks	\$ 3,458.91

TOTAL BANK BALANCES	\$58,747,907.56
----------------------------	------------------------

PETTY CASH/CHANGE FUND:

PETTY CASH	\$ -
TOTAL PETTY CASH/CHANGE FUND	\$ -

DEPOSITS IN TRANSIT:

Cafeteria Deposits	\$ 1,252.97
5/3rd Money Market holding	\$ 1,214,000.00
TOTAL DEPOSITS IN TRANSIT	\$ 1,215,252.97

OUTSTANDING CHECKS:

OPERATING ACCOUNT - HUNTINGTON:	
CHECKS	(355,381.89)
EFT-MEMO CKS	(148,786.05)
Workers Comp Outstanding Checks	(1,775.46)
Flex Outstanding Checks	(7,475.18)
PAYROLL ACCOUNT - HUNTINGTON:	
Payroll Deduction Checks	(54,560.46)
Payroll Electronic Payments	(304,200.18)
TOTAL OUTSTANDING CHECKS	\$ (872,179.22)

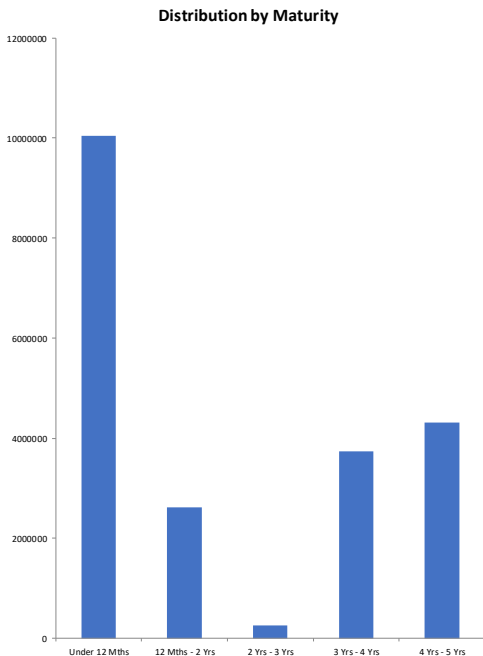
MISCELLANEOUS ADJUSTMENTS:**LIABILITY BALANCES:**

ADJUSTMENTS IN TRANSIT	(163,287.33)
TOTAL LIABILITIES ADJUSTMENTS	\$ (163,287.33)
TOTAL BANK BALANCE	\$58,927,693.98
PER FINSUM (eFP)	\$58,927,693.98
Difference	\$ 0.00

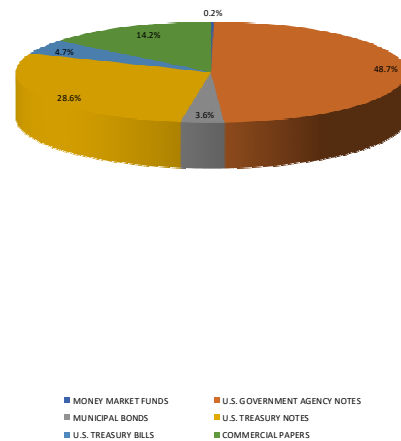
Monthly Investment Summary
Medina City School District
US Bank Custodian Acct Ending x70982
 October 31, 2024

Monthly Cash Flow Activity		Market Value Summary				
From 09-30-24 through 10-31-24		Security Type	Market Value	Pct. Assets	Avg Yield at Cost	Wght Avg Mat
Beginning Book Value	20,907,465.85	Money Market Fund				
Contributions	0.00	MONEY MARKET FUNDS	41,446.32	0.2	4.70	0.00
Withdrawals	0.00	Fixed Income				
Realized Gains/Losses	6,160.25	MUNICIPAL BONDS	754,132.50	3.6	0.83	0.73
Gross Interest Earnings	83,991.29	U.S. GOVERNMENT AGENCY NOTES	10,180,844.12	48.4	3.18	1.53
Ending Book Value	20,997,617.39	U.S. TREASURY BILLS	984,810.11	4.7	4.38	0.34
		U.S. TREASURY NOTES	5,977,473.82	28.4	4.04	3.31
		Accrued Interest	112,493.25	0.5		
		Commercial Paper				
		COMMERCIAL PAPERS	2,965,090.11	14.1	5.15	0.32
		Accrued Interest	0.00	0.0		
		TOTAL PORTFOLIO	21,016,290.23	100.0	3.68	1.78

Maturity Distribution



Security Type Allocation



Disclosures:

RedTree's internal accounting system is used as the source of the market value of this account. Although obtained from a source believed to be reliable, we cannot guarantee its accuracy. You should review all account statements provided by the custodian and compare with the statements provided by RedTree.

Questions? Call 888.596.2293 or email info@redtreeinv.com

Portfolio Holdings Report
Medina City School District
US Bank Custodian Acct Ending x70982
 October 31, 2024

Quantity	Cusip	Security Description	Moody's	S&P	Cost Basis	Market Value	Yield at Cost	Wtd Maturity	Purchase Date
U.S. GOVERNMENT AGENCY NOTES									
1,000,000	3135G06E8	Federal Natl Mtg Assoc 0.420% Due 11-18-24	Aaa	AA+	998,250.00	997,938.24	0.46	0.05	11-18-20
1,065,000	3133EPWP6	Federal Farm Credit Bank 5.500% Due 11-25-24	Aaa	AA+	1,064,829.60	1,065,576.18	5.52	0.07	09-25-23
1,000,000	3130A3GE8	Federal Home Ln Bank 2.750% Due 12-13-24	Aaa	AA+	987,919.00	997,652.26	5.38	0.12	06-24-24
1,200,000	3133EMER9	Federal Farm Credit Bank 0.470% Due 01-27-25	Aaa	AA+	1,198,620.00	1,188,529.79	0.50	0.24	10-29-20
565,000	3134GVVK1	Federal Home Ln Mtg 0.750% Due 05-20-25	Aaa	AA+	553,428.80	553,997.37	4.49	0.54	10-28-24
250,000	3130AWLY4	Federal Home Ln Bank 5.125% Due 06-13-25	Aaa	AA+	249,855.00	251,239.60	5.16	0.59	08-24-23
800,000	3134GXDM3	Federal Home Ln Mtg 0.620% Due 12-01-25	Aaa	AA+	799,400.00	769,374.54	0.64	1.06	12-02-20
380,000	3134GXHD9	Federal Home Ln Mtg 0.700% Due 12-23-25	Aaa	AA+	380,000.00	364,916.07	0.70	1.12	12-23-20
500,000	3130AKZ25	Federal Home Ln Bank 0.650% Due 02-26-26	Aaa	AA+	500,000.00	476,588.52	0.65	1.29	02-26-21
500,000	3135GAVJ7	Federal Natl Mtg Assoc 3.375% Due 09-30-26	Aaa	AA+	496,925.00	491,218.87	3.70	1.83	09-30-24
200,000	3133EPWK7	Federal Farm Credit Bank 4.500% Due 09-22-28	Aaa	AA+	198,250.20	202,027.01	4.70	3.53	09-29-23
800,000	3133ERHN4	Federal Farm Credit Bank 4.250% Due 10-20-28	Aaa	AA+	795,080.00	801,011.74	4.41	3.62	06-27-24
725,000	3133EPZN8	Federal Farm Credit Bank 5.000% Due 10-24-28	Aaa	AA+	724,463.50	745,700.60	5.02	3.59	10-24-23
800,000	3133ERSP7	Federal Farm Credit Bank 3.500% Due 09-10-29	Aaa	AA+	799,546.40	775,177.08	3.51	4.39	09-19-24
500,000	3135GAY39	Federal Natl Mtg Assoc 5.000% Due 10-30-29	Aaa	AA+	500,000.00	499,896.24	5.00	4.38	10-30-24
	Accrued Interest					57,912.30			
					10,246,567.50	10,238,756.42	3.18	1.53	
MUNICIPAL BONDS									
500,000	677581JB7	State of Ohio, OH REV 0.520% Due 12-15-24	Aa2	AA	500,000.00	497,360.00	0.52	0.12	06-08-21
250,000	668180CW0	Northwestern LSD, OH GO 5.820% Due 12-01-26	Aa2		304,310.00	256,772.50	1.42	1.91	10-12-21
	Accrued Interest					7,044.72			
					804,310.00	761,177.22	0.83	0.73	
U.S. TREASURY NOTES									
500,000	912828ZT0	US Treasury Note 0.250% Due 05-31-25	Aaa	AA+	488,046.88	487,988.28	4.46	0.57	10-31-24
500,000	91282CHM6	US Treasury Note 4.500% Due 07-15-26	Aaa	AA+	499,003.91	502,421.87	4.59	1.61	02-29-24
500,000	91282CGT2	US Treasury Note 3.625% Due 03-31-28	Aaa	AA+	497,617.19	491,757.81	3.77	3.17	10-07-24
500,000	91282CHA2	US Treasury Note 3.500% Due 04-30-28	Aaa	AA+	495,332.03	489,414.06	3.78	3.25	10-07-24
500,000	91282CHE4	US Treasury Note 3.625% Due 05-31-28	Aaa	AA+	497,246.10	491,210.94	3.79	3.27	10-07-24
500,000	91282CHQ7	US Treasury Note 4.125% Due 07-31-28	Aaa	AA+	495,429.69	499,257.81	4.35	3.41	02-29-24

Disclosures:

RedTree's internal accounting system is used as the source of the market value of this account. Although obtained from a source believed to be reliable, we cannot guarantee its accuracy. You should review all account statements provided by the custodian and compare with the statements provided by RedTree.

Questions? Call 888.596.2293 or email info@redtreeinv.com

Portfolio Holdings Report
Medina City School District
US Bank Custodian Acct Ending x70982
 October 31, 2024

Quantity	Cusip	Security Description	Moody's	S&P	Cost Basis	Market Value	Yield at Cost	Wtd Maturity	Purchase Date
420,000	9128285M8	US Treasury Note 3.125% Due 11-15-28	Aaa	AA+	412,732.03	403,790.62	3.58	3.69	10-03-24
380,000	91282CJN2	US Treasury Note 4.375% Due 11-30-28	Aaa	AA+	379,940.63	382,894.53	4.38	3.64	06-28-24
500,000	91282CKD2	US Treasury Note 4.250% Due 02-28-29	Aaa	AA+	498,554.69	501,699.22	4.31	3.89	02-29-24
300,000	91282CKP5	US Treasury Note 4.625% Due 04-30-29	Aaa	AA+	299,582.77	305,636.72	4.66	4.03	04-30-24
400,000	91282CEV9	US Treasury Note 3.250% Due 06-30-29	Aaa	AA+	392,281.25	384,406.25	3.69	4.22	08-30-24
470,000	91282CLK5	US Treasury Note 3.625% Due 08-31-29	Aaa	AA+	466,585.16	459,241.41	3.79	4.35	10-07-24
595,000	91282CLN9	US Treasury Note 3.500% Due 09-30-29	Aaa	AA+	593,837.04	577,754.29	3.54	4.45	09-30-24
Accrued Interest						47,536.23			
					6,016,189.37	6,025,010.05	4.04	3.31	
U.S. TREASURY BILLS									
1,000,000	912797MM6	US Treasury Bill 0.000% Due 03-06-25	P-1	A-1+	981,269.03	984,810.11	4.38	0.34	09-30-24
Accrued Interest						0.00			
					981,269.03	984,810.11	4.38	0.34	
COMMERCIAL PAPER									
450,000	89119AM21	TD USA 0.000% Due 12-02-24	P-1	A-1+	439,253.25	448,115.40	5.47	0.09	06-24-24
400,000	89119AM39	TD USA 0.000% Due 12-03-24	P-1	A-1+	385,666.67	398,272.40	5.35	0.09	03-28-24
350,000	89233GND4	Toyota Motor Credit 0.000% Due 01-13-25	P-1	A-1+	336,061.25	346,646.30	5.53	0.20	04-18-24
600,000	17327ANM5	Citigroup 0.000% Due 01-21-25	P-1	A-1	576,015.00	593,592.60	5.55	0.23	04-26-24
260,000	89233GPM2	Toyota Motor Credit 0.000% Due 02-21-25	P-1	A-1+	249,780.18	256,238.06	5.50	0.31	05-29-24
500,000	78009ATQ7	Royal Bank of Canada (RBC) 0.000% Due 06-24-25	P-1	A-1+	485,061.81	485,553.00	4.53	0.64	10-22-24
450,000	89233GTT3	Toyota Motor Credit 0.000% Due 06-27-25	P-1	A-1+	435,997.01	436,672.35	4.31	0.64	10-02-24
Accrued Interest						0.00			
					2,907,835.17	2,965,090.11	5.15	0.32	
MONEY MARKET FUND									
	USBMMF	First American Treasury Obligations Fund			41,446.32	41,446.32	4.70		
TOTAL PORTFOLIO					20,997,617.39	21,016,290.23	3.68	1.78	

Disclosures:

RedTree's internal accounting system is used as the source of the market value of this account. Although obtained from a source believed to be reliable, we cannot guarantee its accuracy. You should review all account statements provided by the custodian and compare with the statements provided by RedTree.

Questions? Call 888.596.2293 or email info@redtreeinv.com

Monthly Activity Reports
 Medina City School District
 US Bank Custodian Acct Ending x70982
 From 10-01-24 Through 10-31-24

GROSS INTEREST INCOME

Ex-Date	Pay-Date	Security	Amount
U.S. GOVERNMENT AGENCY NOTES			
10-02-24	10-02-24	Federal Farm Credit Bank 5.250% Due 10-02-24	52,500.00
10-17-24	10-18-24	Federal Home Ln Bank 5.000% Due 02-28-25	4,166.67
10-21-24	10-21-24	Federal Farm Credit Bank 4.250% Due 10-20-28	11,333.33
10-24-24	10-24-24	Federal Farm Credit Bank 5.000% Due 10-24-28	18,125.00
10-28-24	10-28-24	Federal Home Ln Bank 0.390% Due 10-28-24	809.25
10-23-24	10-28-24	Federal Home Ln Mtg 0.750% Due 05-20-25	-1,859.79
			85,074.46
U.S. TREASURY NOTES			
10-02-24	10-03-24	US Treasury Note 3.125% Due 11-15-28	-5,028.87
10-04-24	10-07-24	US Treasury Note 3.625% Due 03-31-28	-348.56
10-04-24	10-07-24	US Treasury Note 3.500% Due 04-30-28	-7,608.69
10-04-24	10-07-24	US Treasury Note 3.625% Due 05-31-28	-6,388.32
10-04-24	10-07-24	US Treasury Note 3.625% Due 08-31-29	-1,741.40
10-30-24	10-31-24	US Treasury Note 0.250% Due 05-31-25	-522.54
10-31-24	10-31-24	US Treasury Note 3.500% Due 04-30-28	8,750.00
10-31-24	10-31-24	US Treasury Note 4.625% Due 04-30-29	6,937.50
			-5,950.88
U.S. TREASURY BILLS			
10-29-24	10-29-24	US Treasury Bill 0.000% Due 10-29-24	0.00
10-29-24	10-29-24	US Treasury Bill 0.000% Due 10-29-24	3,784.50
			3,784.50
MONEY MARKET FUND			
10-01-24	10-01-24	First American Treasury Obligations Fund	1,083.21

Disclosures:

RedTree's internal accounting system is used as the source of the market value of this account. Although obtained from a source believed to be reliable, we cannot guarantee its accuracy. You should review all account statements provided by the custodian and compare with the statements provided by RedTree.

Questions? Call 888.596.2293 or email info@redtreeinv.com

Monthly Activity Reports
Medina City School District
US Bank Custodian Acct Ending x70982
From 10-01-24 Through 10-31-24

GROSS INTEREST INCOME

<u>Ex-Date</u>	<u>Pay-Date</u>	<u>Security</u>	<u>Amount</u>
GROSS INCOME			83,991.29

Disclosures:

RedTree's internal accounting system is used as the source of the market value of this account. Although obtained from a source believed to be reliable, we cannot guarantee its accuracy. You should review all account statements provided by the custodian and compare with the statements provided by RedTree.

Questions? Call 888.596.2293 or email info@redtreeinv.com

Purchase and Sale
Medina City School District
US Bank Custodian Acct Ending x70982
 From 10-01-24 Through 10-31-24

Trade Date	Settle Date	Quantity	Security	Unit Price	Amount
PURCHASES					
10-23-2024	10-28-2024	565,000	Federal Home Ln Mtg 0.750% Due 05-20-25	97.95	553,428.80
10-29-2024	10-30-2024	500,000	Federal Natl Mtg Assoc 5.000% Due 10-30-29	100.00	500,000.00
10-18-2024	10-22-2024	500,000	Royal Bank of Canada (RBC) 0.000% Due 06-24-25	97.01	485,061.81
10-01-2024	10-02-2024	450,000	Toyota Motor Credit 0.000% Due 06-27-25	96.89	435,997.01
10-02-2024	10-03-2024	420,000	US Treasury Note 3.125% Due 11-15-28	98.27	412,732.03
10-04-2024	10-07-2024	500,000	US Treasury Note 3.625% Due 05-31-28	99.45	497,246.10
10-04-2024	10-07-2024	500,000	US Treasury Note 3.500% Due 04-30-28	99.07	495,332.03
10-04-2024	10-07-2024	500,000	US Treasury Note 3.625% Due 03-31-28	99.52	497,617.19
10-04-2024	10-07-2024	470,000	US Treasury Note 3.625% Due 08-31-29	99.27	466,585.16
10-30-2024	10-31-2024	500,000	US Treasury Note 0.250% Due 05-31-25	97.61	488,046.88
					4,832,047.01
SALES					
10-02-2024	10-02-2024	2,000,000	Federal Farm Credit Bank 5.250% Due 10-02-24	100.00	2,000,000.00
10-17-2024	10-18-2024	600,000	Federal Home Ln Bank 5.000% Due 02-28-25	100.11	600,652.80
10-28-2024	10-28-2024	415,000	Federal Home Ln Bank 0.390% Due 10-28-24	100.00	415,000.00
10-29-2024	10-29-2024	1,000,000	US Treasury Bill 0.000% Due 10-29-24	100.00	1,000,000.00
					4,015,652.80

Disclosures:

RedTree's internal accounting system is used as the source of the market value of this account. Although obtained from a source believed to be reliable, we cannot guarantee its accuracy. You should review all account statements provided by the custodian and compare with the statements provided by RedTree.

Questions? Call 888.596.2293 or email info@redtreeinv.com

Realized Gains/Losses
Medina City School District
US Bank Custodian Acct Ending x70982
 From 10-01-24 Through 10-31-24

Open Date	Close Date	Quantity	Security	Cost Basis	Proceeds	Gain or Loss	
						Short Term	Long Term
05-17-2024	10-02-2024	2,000,000	Federal Farm Credit Bank 5.250% Due 10-02-24	1,998,506.00	2,000,000.00	1,494.00	
10-20-2023	10-18-2024	600,000	Federal Home Ln Bank 5.000% Due 02-28-25	595,584.00	600,652.80	5,068.80	
02-19-2021	10-28-2024	415,000	Federal Home Ln Bank 0.390% Due 10-28-24	415,402.55	415,000.00		-402.55
TOTAL GAINS						6,562.80	0.00
TOTAL LOSSES						0.00	-402.55
TOTAL REALIZED GAIN/LOSS				3,009,492.55	3,015,652.80	6,562.80	-402.55
		6,160.25					

Disclosures:

RedTree's internal accounting system is used as the source of the market value of this account. Although obtained from a source believed to be reliable, we cannot guarantee its accuracy. You should review all account statements provided by the custodian and compare with the statements provided by RedTree.

Questions? Call 888.596.2293 or email info@redtreeinv.com

ENV# CEBQWQSZBBMGVTF_BBBBB
FIFTH THIRD SECURITIES, INC.
MD 1M0B2A
5050 KINGSLEY DRIVE
CINCINNATI, OH 45263



MEDINA CITY SCHOOLS
DAVID CHAMBERS
739 WEYMOUTH RD
MEDINA OH 44256

STATEMENT FOR THE PERIOD OCTOBER 1, 2024 TO OCTOBER 31, 2024

MEDINA CITY SCHOOLS - Corporation
Account Number: [REDACTED]

BEGINNING VALUE OF YOUR PORTFOLIO	\$8,083,399.55
TOTAL VALUE OF YOUR PORTFOLIO	\$8,077,759.90

For questions about your accounts:
In-State: 614 744 5496
National: 888 889 1025

By the courtesy of:
Carter & Savage

FOR YOUR INFORMATION

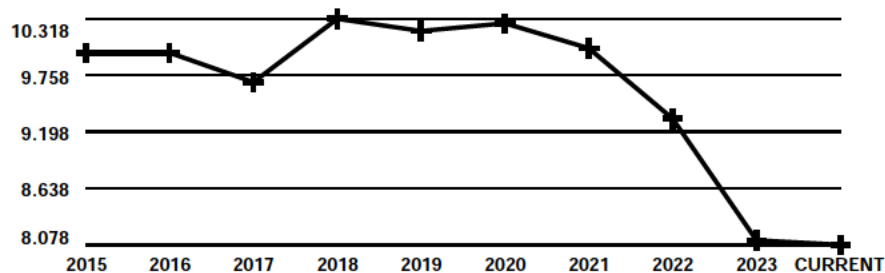
Fifth Third Securities, Inc. Investments offered through Fifth Third Securities, Inc., member
FINRA/SIPC

Fifth Third Securities, Inc.

MN _CEBQWQSZBBMGVTF_BBBBB 20241031

CHANGE IN VALUE OF YOUR PORTFOLIO

\$ millions



Change In Value Of Your Portfolio information can be found in Miscellaneous Footnotes at the end of this statement.

Account carried with National Financial Services LLC, Member
NYSE, SIPC

S

Statement for the Period October 1, 2024 to October 31, 2024

MEDINA CITY SCHOOLS - Corporation
Account Number: [REDACTED]



Account Overview

CHANGE IN ACCOUNT VALUE	Current Period	Year-to-Date
BEGINNING VALUE	\$8,083,399.55	\$8,125,004.49
Additions and Withdrawals	(\$12,516.05)	(\$350,329.58)
Misc. & Corporate Actions	\$0.00	\$0.00
Income	\$12,516.05	\$101,329.58
Taxes, Fees and Expenses	\$0.00	\$0.00
Change in Value	(\$5,639.65)	\$201,755.41
ENDING VALUE (AS OF 10/31/24)	\$8,077,759.90	\$8,077,759.90

Refer to Miscellaneous Footnotes for more information on Change in Value.

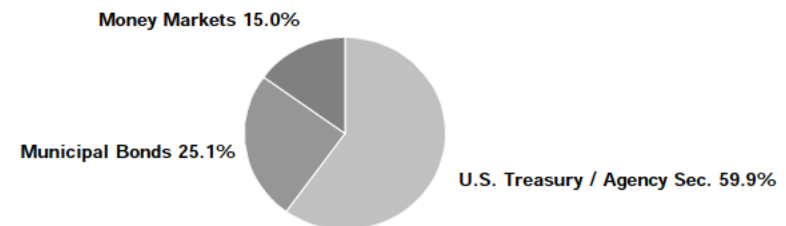
INCOME	Current Period	Year-to-Date
TAXABLE		
Taxable Dividends	\$5,016.05	\$25,592.14
Taxable Interest	\$7,500.00	\$75,737.44
TOTAL TAXABLE	\$12,516.05	\$101,329.58
TOTAL INCOME	\$12,516.05	\$101,329.58

Taxable income is determined based on information available to NFS at the time the statement was prepared, and is subject to change. Final information on taxation of interest and dividends is available on Form 1099-Div, which is mailed in February of the subsequent year.

MESSAGES AND ALERTS

Customers wishing to learn more about their investment professional can contact the FINRA BrokerCheck Hotline Number at 1-800-289-9999 or visit the FINRA Regulation website www.finra.org. Customers can also obtain an investor brochure that includes information describing the FINRA BrokerCheck program by contacting Brokerage Operations 1-888-889-1025.

ACCOUNT ALLOCATION



	Percent	Prior Period	Current Period
Money Markets	15.0 %	\$1,214,000.00	\$1,214,000.00
Municipal Bonds	25.1	\$2,030,081.80	\$2,025,383.40
U.S. Treasury / Agency Sec.	59.9	\$4,839,317.75	\$4,838,376.50
TOTAL	100.0 %	\$8,083,399.55	\$8,077,759.90

Account Allocation shows the percentage that each asset class represents of your total account value. Account Allocation for equities, fixed income, and other categories may include mutual funds and may be net of short positions. NFS has made assumptions concerning how certain mutual funds are allocated. Closed-end mutual funds and Exchange Traded Products (ETPs) listed on an exchange may be included in the equity allocation. The chart may not reflect your actual portfolio allocation. Consult your broker/dealer prior to making investment decisions.

Please note that the FDIC insured deposit at Fifth Third Bank under the Fifth Third BD Program is not covered by SIPC. The FDIC insured deposit is eligible for FDIC insurance subject to FDIC coverage limits at the time funds are deposited at Fifth Third Bank. As referenced in the Fifth Third BD Program disclosure document, clients are responsible for monitoring their total assets at Fifth Third Bank to determine the extent of available FDIC coverage.

Statement for the Period October 1, 2024 to October 31, 2024

MEDINA CITY SCHOOLS - Corporation
Account Number: [REDACTED]



Account Overview *continued*

MESSAGES AND ALERTS *continued*

Customers wishing to learn more about how an order is routed or executed should notify their investment professional in writing. Pursuant to SEC rules, customers can request details on the identity of the venue to which their orders were routed for execution. A written report will be furnished upon request. To learn more about how your order is routed online, please visit <https://www.53.com/investments>.

Fifth Third Securities reminds you to please promptly report any inaccuracies or discrepancies in your account to Brokerage Operations by calling 1-888-889-1025. Please reconfirm any oral communications in writing to your investment professional to further protect your rights under the Securities Investor Protection Act SIPA. Visit [53.com/FTSdisclosure](https://www.53.com/FTSdisclosure) to find important disclosures for retail investors, which includes information on the services our firm offers, fees, costs, and conflicts of interest.

Statement for the Period October 1, 2024 to October 31, 2024

MEDINA CITY SCHOOLS - Corporation
Account Number: [REDACTED]



Holdings

NFS-provided cost basis, realized gain (loss) and holding period information may not reflect all adjustments necessary for tax purposes. Please refer to Footnotes and Cost Basis Information at the end of this statement for more information.

For additional information regarding your holdings, please refer to the footnotes at the end of the statement.

Client Investment - Reflects the amount from share purchases, transfers and conversions that have customer or third party provided cost basis. The amount does not reflect all account activity, including, but not limited to shares acquired via certain corporate actions, gifted/inherited, date of death step-up, or dividend reinvestments. The amount may fluctuate over time based on activity within the account due to buying, transferring or converting additional shares or selling all or part of a security. Transfers or conversions that do not have cost basis will not be reflected in the Client Investment amount. The reflected Client Investment amount does not represent your cost basis reported on IRS Form 1099-B, as it is a separate calculation.

CASH AND CASH EQUIVALENTS - 15.03% of Total Account Value

Description	Symbol/Cusip Account Type	Quantity	Price on 10/31/24	Current Market Value	Estimated Annual Income
Money Markets					
FEDERATED HERMES GOVT OBLIGATIONS IS	GOIXX	1,214,000	\$1.00	\$1,214,000.00	
7 DAY YIELD 4.74%	CASH				
Dividend Option Cash					
Capital Gain Option Cash					
Total Cash and Cash Equivalents				\$1,214,000.00	

Statement for the Period October 1, 2024 to October 31, 2024

MEDINA CITY SCHOOLS - Corporation
Account Number: [REDACTED]



HOLDINGS > FIXED INCOME - 84.97% of Total Account Value

ALERT: You have a fixed income position due to mature within the next 90 days.

For an explanation of fixed income pricing, please see the last page. Redemption schedule(s), bond rating(s), and other information are provided where available. If information does not appear regarding a particular investment, it is not available.

Copyright 2022, S&P Global Market Intelligence. Reproduction of any information, data or material, including ratings ("Content") in any form is prohibited except with the prior written permission of the relevant party. Such party, its affiliates and suppliers ("Content Providers") do not guarantee the accuracy, adequacy, completeness, timeliness or availability of any Content and are not responsible for any errors or omissions (negligent or otherwise), regardless of the cause, or for the results obtained from the use of such Content. In no event shall Content Providers be liable for any damages, costs, expenses, legal fees, or losses (including lost income or lost profit and opportunity costs) in connection with any use of the Content. A reference to a particular investment or security, a rating or any observation concerning an investment that is part of the Content is not a recommendation to buy, sell or hold such investment or security, does not address the suitability of an investment or security and should not be relied on as investment advice. Credit ratings are statements of opinions and are not statements of fact.

Moody's® Copyright 2022, Moody's Investors Service, Inc. ("Moody's"). Moody's ratings ("Ratings") are proprietary to Moody's or its affiliates and are protected by copyright and other intellectual property laws. Ratings are licensed to Licensee by Moody's. RATINGS MAY NOT BE COPIED OR OTHERWISE REPRODUCED, REPACKAGED, FURTHER TRANSMITTED, TRANSFERRED, DISSEMINATED, REDISTRIBUTED OR RESOLD, OR STORED FOR SUBSEQUENT USE FOR ANY SUCH PURPOSE, IN WHOLE OR IN PART, IN ANY FORM OR MANNER OR BY ANY MEANS WHATSOEVER, BY ANY PERSON WITHOUT MOODY'S PRIOR WRITTEN CONSENT. Moody's® is a registered trademark.

Description	Symbol/Cusip Account Type	Quantity	Estimated Price on 10/31/24	Estimated Current Market Value	Estimated Annual Income	Original/Adjusted Cost Basis	Unrealized Gain (Loss)
Municipal Bonds							
COLUMBUS OHIO ST CMNTY COLLEGE 00.56700% 12/01/2024 TAXABLE FACS CONSTR IMPT GO UNLTD TAX BDS SER. 2020 B UNLIMITED GEN OBLIG MOODY'S Aa1 /S&P AA CPN PMT SEMI-ANNUAL ON JUN 01, DEC 01 Next Interest Payable: 12/01/24 Accrued Interest \$1086.75 Average Unit Cost \$98.62 Client Investment \$453,645.40 Adjusted Cost Basis Unrealized Market Discount Income	19954VAJ6 CASH	460,000	\$99.664	\$458,454.40	\$2,608.20	\$453,645.40	\$4,809.00
			\$1,957.71			D	

Statement for the Period October 1, 2024 to October 31, 2024

MEDINA CITY SCHOOLS - Corporation
Account Number: [REDACTED]



HOLDINGS > FIXED INCOME *continued*

Description	Symbol/Cusip Account Type	Quantity	Estimated Price on 10/31/24	Estimated Current Market Value	Estimated Annual Income	Original/Adjusted Cost Basis	Unrealized Gain (Loss)
CENTERVILLE OHIO CITY SCH DIST 00.81900%	152239JX8	250,000	\$96.25	\$240,625.00	\$2,047.50	\$250,772.50	
12/01/2025 TAXABLE UNLTD TAX GO IMPT REF	CASH						
BDS SER. 2020							
UNLIMITED GEN OBLIG							
MOODY'S Aa1							
CPN PMT SEMI-ANNUAL							
ON DEC 01, JUN 01							
Next Interest Payable: 12/01/24							
Accrued Interest \$853.13							
Average Unit Cost \$100.07							
Client Investment \$250,772.50							
Adjusted Cost Basis						\$250,185.63	D (\$9,560.63)
YTD Amortized Premium	\$84.92 E						
FRANKLIN CNTY OHIO TAXABLE GO LTD TAX	3531727W3	1,400,000	\$94.736	\$1,326,304.00	\$11,900.00	\$1,400,000.00	
00.85000% 06/01/2026 VAR PURP REF BDS	CASH						
SER. 2021 B							
LIMITED GEN OBLIG							
MOODY'S Aaa /S&P AAA							
CPN PMT SEMI-ANNUAL							
ON DEC 01, JUN 01							
Next Interest Payable: 12/01/24							
Accrued Interest \$4958.33							
Average Unit Cost \$100.00							
Client Investment \$1,400,000.00							
Adjusted Cost Basis						\$1,400,000.00	D (\$73,696.00)
Total Municipal Bonds		2,110,000		\$2,025,383.40	\$16,555.70	\$2,103,831.03	(\$78,447.63)
U.S. Treasury / Agency Securities							
FEDERAL NATL MTG ASSN NOTE 0.42000%	3135G06E8	275,000	\$99.794	\$274,433.50	\$1,155.00	\$274,835.00	
11/18/2024	CASH						
MOODY'S Aaa /S&P AA+							
CPN PMT SEMI-ANNUAL							
ON MAY 18, NOV 18							
Next Interest Payable: 11/18/24							
Accrued Interest \$522.96							
Average Unit Cost \$99.94							
Client Investment \$274,835.00							

Fifth Third Securities, Inc.

Account carried with National Financial Services LLC, Member
NYSE, SIPC

Statement for the Period October 1, 2024 to October 31, 2024

MEDINA CITY SCHOOLS - Corporation
Account Number: [REDACTED]



HOLDINGS > FIXED INCOME *continued*

Description	Symbol/Cusip Account Type	Quantity	Estimated Price on 10/31/24	Estimated Current Market Value	Estimated Annual Income	Original/Adjusted Cost Basis	Unrealized Gain (Loss)
FEDERAL NATL MTG ASSN NOTE 0.42000%	3135G06E8	<i>continued</i>					
Adjusted Cost Basis						\$274,835.00 D	(\$401.50)
FEDERAL HOME LOAN BA SER HR-9025	3130AQRN5	1,000,000	\$99.218	\$992,180.00	\$21,500.00	\$994,230.00	
2.15000% 02/18/2025	CASH						
MOODY'S Aaa /S&P AA+							
CPN PMT SEMI-ANNUAL							
ON AUG 18, FEB 18							
Next Interest Payable: 02/18/25							
CALLABLE ON 11/18/2024 @ 100.0000							
STEP COUPON							
RESET FREQUENCY TERM MODE							
Accrued Interest \$4359.72							
Average Unit Cost \$99.42							
Client Investment \$994,230.00							
Adjusted Cost Basis						\$994,230.00 D	(\$2,050.00)
FEDERAL FARM CR BKS BOND 0.53000%	3133EMFC1	1,000,000	\$97.297	\$972,970.00	\$5,300.00	\$998,500.00	
07/29/2025	CASH						
MOODY'S Aaa /S&P AA+							
CPN PMT SEMI-ANNUAL							
ON JAN 29, JUL 29							
Next Interest Payable: 01/29/25							
CONTINUOUSLY CALLABLE FROM 10/29/2021							
CALLABLE ON 11/06/2024 @ 100.0000							
Accrued Interest \$1354.44							
Average Unit Cost \$99.85							
Client Investment \$998,500.00							
Adjusted Cost Basis						\$998,500.00 D	(\$25,530.00)
FEDERAL FARM CR BKS BOND 0.61000%	3133EL4W1	1,000,000	\$97.032	\$970,320.00	\$6,100.00	\$1,000,000.00	
08/25/2025	CASH						
MOODY'S Aaa /S&P AA+							
CPN PMT SEMI-ANNUAL							
ON FEB 25, AUG 25							
Next Interest Payable: 02/25/25							
CONTINUOUSLY CALLABLE FROM 02/25/2021							
CALLABLE ON 11/06/2024 @ 100.0000							
Accrued Interest \$1118.33							
Average Unit Cost \$100.00							

Fifth Third Securities, Inc.

Account carried with National Financial Services LLC, Member
NYSE, SIPC

Statement for the Period October 1, 2024 to October 31, 2024

MEDINA CITY SCHOOLS - Corporation
Account Number: [REDACTED]



HOLDINGS > FIXED INCOME *continued*

Description	Symbol/Cusip Account Type	Quantity	Estimated Price on 10/31/24	Estimated Current Market Value	Estimated Annual Income	Original/Adjusted Cost Basis	Unrealized Gain (Loss)
FEDERAL FARM CR BKS BOND 0.61000%	3133EL4W1	<i>continued</i>					
Client Investment		\$1,000,000.00					
Adjusted Cost Basis						\$1,000,000.00 D	(\$29,680.00)
FEDERAL HOME LOAN BA SER L7-2026	3130ALVT8	1,000,000	\$96.236	\$962,360.00	\$15,000.00	\$1,000,000.00	
1.50000% 04/14/2026	CASH						
MOODY'S Aaa /S&P AA+							
CPN PMT SEMI-ANNUAL							
ON OCT 14, APR 14							
Next Interest Payable: 04/14/25							
STEP COUPON							
RESET FREQUENCY TERM MODE							
Accrued Interest		\$708.33					
Average Unit Cost		\$100.00					
Client Investment		\$1,000,000.00					
Adjusted Cost Basis						\$1,000,000.00 D	(\$37,640.00)
FEDERAL HOME LOAN BA SER TX-9026	3130ANZM5	700,000	\$95.159	\$666,113.00	\$8,750.00	\$698,999.00	
1.25000% 09/30/2026	CASH						
MOODY'S Aaa /S&P AA+							
CPN PMT SEMI-ANNUAL							
ON MAR 30, SEP 30							
Next Interest Payable: 03/30/25							
CALLABLE ON 12/30/2024 @ 100.0000							
STEP COUPON							
RESET FREQUENCY TERM MODE							
NEXT RESET 03/30/2025 @ 1.50000							
Accrued Interest		\$729.17					
Average Unit Cost		\$99.86					
Client Investment		\$698,999.00					
Adjusted Cost Basis						\$698,999.00 D	(\$32,886.00)
Total U.S. Treasury / Agency Securities		4,975,000		\$4,838,376.50	\$57,805.00	\$4,966,564.00	(\$128,187.50)
Total Fixed Income		7,085,000		\$6,863,759.90	\$74,360.70	\$7,070,395.03	(\$206,635.13)
Total Fixed Income Client Investment		\$7,070,981.90					
Total Securities				\$6,863,759.90	\$74,360.70	\$7,070,395.03	(\$206,635.13)

Fifth Third Securities, Inc.

Account carried with National Financial Services LLC, Member
NYSE, SIPC

Statement for the Period October 1, 2024 to October 31, 2024

MEDINA CITY SCHOOLS - Corporation
Account Number: [REDACTED]



HOLDINGS > continued

TOTAL PORTFOLIO VALUE					\$8,077,759.90	\$74,360.70	\$7,070,395.03	(\$206,635.13)
TOTAL CLIENT INVESTMENT					\$7,070,981.90			

Activity

NFS-provided cost basis, realized gain (loss) and holding period information may not reflect all adjustments necessary for tax purposes. Please refer to Footnotes and Cost Basis Information at the end of this statement for more information.

CORE FUND ACTIVITY

For more information about the operation of your core account, please refer to your Customer Agreement.					
Settlement Date	Account Type	Transaction	Description	Quantity	Amount
10/01/24	CASH	YOU BOUGHT	FEDERATED HERMES GOVT OBLIGATIONS IS @ 1	5,016.05	(\$5,016.05)
10/14/24	CASH	YOU BOUGHT	FEDERATED HERMES GOVT OBLIGATIONS IS @ 1	7,500	(\$7,500.00)
10/31/24	CASH	YOU SOLD	FEDERATED HERMES GOVT OBLIGATIONS IS @ 1	(12,516.05)	\$12,516.05
TOTAL CORE FUND ACTIVITY					\$0.00

ACTIVITY > ADDITIONS AND WITHDRAWALS > OTHER ADDITIONS AND WITHDRAWALS

Date	Account Type	Transaction	Description	Quantity	Amount
Other Additions and Withdrawals					
10/31/24	CASH	WIRE TRANS TO BANK	WD77148920 THE HUNTINGTON NATIONAL BANK [REDACTED]		(\$12,516.05)
Total Other Additions and Withdrawals					(\$12,516.05)

Statement for the Period October 1, 2024 to October 31, 2024

MEDINA CITY SCHOOLS - Corporation
Account Number: [REDACTED]



ACTIVITY *continued*

					Amount
TOTAL ADDITIONS AND WITHDRAWALS					(\$12,516.05)

ACTIVITY > INCOME > TAXABLE INCOME

Settlement Date	Account Type	Transaction	Description	Quantity	Amount
Taxable Dividends					
09/30/24	CASH	DIVIDEND RECEIVED	FEDERATED HERMES GOVT OBLIGATIONS IS DIVIDEND RECEIVED		\$5,016.05
Total Taxable Dividends					\$5,016.05
Taxable Interest					
10/14/24	CASH	INTEREST	FEDERAL HOME LOAN BA SER L7-2026 1.50000% 04/14/2026		\$7,500.00
Total Taxable Interest					\$7,500.00
Total Taxable Income					\$12,516.05
TOTAL INCOME					\$12,516.05

Brokerage Account Statement

Scan for
Online Access



October 1, 2024 - October 31, 2024

Account Number: [REDACTED]

MEDINA CITY SCHOOLS
739 WEYMOUTH RD
MEDINA OH 44256-2037

Your Account Executive:
ANDREW CARDINALI

Portfolio at a Glance

	This Period
BEGINNING ACCOUNT VALUE	\$12,179,618.33
Deposits (Cash & Securities)	740,000.00
Withdrawals (Cash & Securities)	-794,088.36
Dividends, Interest and Other Income	42,045.31
Net Change in Portfolio¹	-20,060.70
ENDING ACCOUNT VALUE	\$12,147,514.58
Estimated Annual Income	\$537,566.30

¹ Net Change in Portfolio is the difference between the ending account value and beginning account value after activity.

Asset Summary

Percent	Asset Type	Last Period	This Period
1%	Cash, Money Funds, and Bank Deposits	54,111.52	42,068.47
99%	Fixed Income	12,125,506.81	12,105,446.11
100%	Account Total	\$12,179,618.33	\$12,147,514.58

Please review your allocation periodically with your Account Executive.

Client Service Information

Your Account Executive: ATT
ANDREW CARDINALI

Contact Information

E-Mail: customerservice@mbssecurities.com

Client Service Information

Service Hours: Weekdays 09:00 a.m. - 05:00 p.m. (EST)

Client Service Telephone Number: (800) 967-9045

Web Site: WWW.MBSSECURITIES.COM

Your Account Information

INVESTMENT OBJECTIVE

Investment Objective: NONE SPECIFIED

Please discuss your investment objective with your Account Executive.

TAX LOT DEFAULT DISPOSITION METHOD

Default Method for Mutual Funds:

First In First Out

Default Method for Stocks in a Dividend Reinvestment Plan:

First In First Out

Default Method for all Other Securities:

First In First Out

BOND AMORTIZATION ELECTIONS

Amortize premium on taxable bonds based on Constant Yield Method: Yes

Accrual market discount method for all other bond types: Constant Yield Method

Include market discount in income annually: No

ELECTRONIC DELIVERY

You have **not** enrolled any documents for electronic delivery. The following documents are available for electronic delivery:

Statements and Reports

Notifications

Tax Documents

Trade Confirmations

Prospectus

Proxy/Shareholder Communications

Please log in to your account or contact your Account Executive to make any changes to your electronic delivery preferences.

Income and Expense Summary

	Current Period		Year-to-Date	
	Taxable	Non Taxable	Taxable	Non Taxable
Interest Income				
Bond Interest	42,027.35	0.00	377,293.04	0.00
Credit Interest	17.96	0.00	217.84	0.00
Total Income	\$42,045.31	\$0.00	\$377,510.88	\$0.00

Portfolio Holdings

Description	Quantity	Opening Balance	Closing Balance	Accrued Income	30-Day Yield
CASH, MONEY FUNDS AND BANK DEPOSITS 1.00% of Portfolio					
Cash Balance		54,111.52	42,068.47		
TOTAL CASH, MONEY FUNDS AND BANK DEPOSITS		\$54,111.52	\$42,068.47	\$0.00	

Description	Quantity	Market Price	Market Value	Accrued Interest	Estimated Annual Income	Estimated Yield
FIXED INCOME 99.00% of Portfolio (In Maturity Date Sequence)						
Certificates of Deposit						
BANK OZK <small>LITTLE ROCK ARK CTF DEP 5.150% 12/03/24 DTD 05/03/24 ACT/365 1ST CPN DTE 06/03/24</small>	248,000.0000	100.0460	248,114.08	979.77	12,772.00	5.14%
Security Identifier: 06418CTV8						

October 1, 2024 - October 31, 2024
MEDINA CITY SCHOOLS

Portfolio Holdings (continued)

Description	Quantity	Market Price	Market Value	Accrued Interest	Estimated Annual Income	Estimated Yield
FIXED INCOME (continued)						
Certificates of Deposit (continued)						
BEAL BK USA LAS VEGAS NEV CTF DEP 5.250% 12/04/24 DTD 05/01/24 ACT/365 1ST CPN DTE 12/04/24 Security Identifier: 07371DL96	248,000.0000	100.0560	248,138.88	6,527.84	13,020.00	5.24%
PNC BK NATL ASSN WILMINGTON DEL CTF DEP 5.400% 12/12/24 DTD 06/12/24 ACT/365 Security Identifier: 69355NGA7	248,000.0000	100.0900	248,223.20	5,173.35	13,392.00	5.39%
SIMMONS BK PINE BLUFF ARK CTF DEP 5.200% 12/18/24 DTD 03/18/24 ACT/365 1ST CPN DTE 12/18/24 Security Identifier: 82869AFG5	240,000.0000	100.0690	240,165.60	7,761.53	12,480.00	5.19%
MEADOWS BK LAS VEGAS NEV CTF DEP 5.200% 12/20/24 B/E DTD 03/20/24 ACT/365 1ST CPN DTE 12/20/24 Security Identifier: 58321JEE4	240,000.0000	100.0720	240,172.80	7,693.15	12,480.00	5.19%
WEST GATE BK LINCOLN NEB CTF DEP 5.400% 12/24/24 DTD 06/24/24 ACT/365 1ST CPN DTE 07/24/24 Security Identifier: 95285QBQ0	248,000.0000	100.1170	248,290.16	256.83	13,392.00	5.39%
CITIZENS BK NA PROVIDENCE RI CTF DEP 5.250% 12/27/24 DTD 03/27/24 ACT/365 Security Identifier: 75524KRK2	240,000.0000	100.0910	240,218.40	7,525.48	12,600.00	5.24%
BANK SOUTH CAROLINA CHARLESTON CTF DEP 5.150% 12/31/24 DTD 05/10/24 ACT/365 1ST CPN DTE 12/31/24 Security Identifier: 065064AJ6	248,000.0000	100.0850	248,210.80	6,088.57	12,772.00	5.14%
PRESIDENTIAL BK FSB BETHESDA MD CTF DEP 4.500% 01/27/25 B/E DTD 10/25/24 ACT/365 1ST CPN DTE 01/27/25 Security Identifier: 74086MBA0	248,000.0000	99.9900	247,975.20	183.45	11,160.00	4.50%
BURKE & HERBERT BK & TR CO ALEXANDRIA VA CTF DEP 3.450% 02/05/25 B/E DTD 08/05/22 ACT/365 Security Identifier: 121331AN2	248,000.0000	99.7080	247,275.84	609.47	8,556.00	3.46%
NORTHWEST BK BOISE IDAHO CTF DEP 5.250% 03/24/25 DTD 03/22/23 ACT/365 1ST CPN DTE 04/22/23 Security Identifier: 66736ACF4	248,000.0000	100.2720	248,674.56	321.04	13,020.00	5.23%
SAFRA NATL BK NEW YORK CTF DEP INSTL CTF DEP 2.000% 03/24/25 B/E DTD 03/23/22 ACT/365 Security Identifier: 78658RHM6	248,000.0000	99.0350	245,606.80	516.38	4,960.00	2.01%

Portfolio Holdings (continued)

Description	Quantity	Market Price	Market Value	Accrued Interest	Estimated Annual Income	Estimated Yield
FIXED INCOME (continued)						
Certificates of Deposit (continued)						
PACIFIC ALLIANCE BK SAN GABRIEL CA CTF DEP 5.150% 03/27/25 B/E DTD 03/27/23 ACT/365 Security Identifier: 693963AE0	248,000.0000	100.2680	248,664.64	139.97	12,772.00	5.13%
BANKWELL BK NEW CANAAN CONN CTF DEP 5.150% 03/31/25 B/E DTD 03/31/23 ACT/365 1ST CPN DTE 05/01/23 Security Identifier: 06654BES6	248,000.0000	100.2900	248,719.20	1,049.75	12,772.00	5.13%
BEAL BK PLANO TEX CTF DEP 2.600% 04/16/25 B/E DTD 04/20/22 ACT/365 1ST CPN DTE 10/20/22 Security Identifier: 07371AN74	246,000.0000	99.1730	243,965.58	192.76	6,396.00	2.62%
ALLY BK SANDY UTAH CTF DEP 2.950% 04/28/25 B/E DTD 04/28/22 ACT/365 CALLABLE 11/28/24 Security Identifier: 02007GQG1	246,000.0000	99.2770	244,221.42	59.65	7,257.00	2.97%
CROSS RIV BK TEANECK NJ CTF DEP 4.850% 05/19/25 DTD 05/19/23 ACT/365 1ST CPN DTE 11/19/23 Security Identifier: 227563CJ0	244,000.0000	100.1990	244,485.56	5,349.62	11,834.00	4.84%
BARCLAYS BK DEL RETAIL CTF DEP 3A2 INSTL CTF DEP 3.050% 06/02/25 DTD 06/02/22 ACT/360 Security Identifier: 06740KQS9	248,000.0000	99.2170	246,058.16	3,172.68	7,564.00	3.07%
EAGLEBANK BETHESDA MD CTF DEP 5.050% 07/21/25 DTD 07/21/23 ACT/365 1ST CPN DTE 08/21/23 Security Identifier: 27002YGD2	248,000.0000	100.5150	249,277.20	343.12	12,524.00	5.02%
GENERATIONS BK ROGERS ARK CTF DEP 3.400% 08/04/25 B/E DTD 08/03/22 ACT/365 CALLABLE 11/03/24 Security Identifier: 37149CAZ0	248,000.0000	99.3330	246,345.84	646.84	8,432.00	3.42%
CAPITAL ONE NATL ASSN MCLEAN VA CTF DEP 3.350% 08/11/25 B/E DTD 08/10/22 ACT/365 Security Identifier: 14042RTP6	248,000.0000	99.2520	246,144.96	1,866.45	8,308.00	3.37%
FIRST ST BK WINCHESTER OHIO CTF DEP 3.500% 09/16/25 B/E DTD 09/16/22 ACT/365 Security Identifier: 33650TAG5	248,000.0000	99.3470	246,380.56	356.71	8,680.00	3.52%
FIRST INTERNET BK FISHERS IND CTF DEP 4.000% 09/29/25 DTD 09/28/22 ACT/365 1ST CPN DTE 10/28/22 Security Identifier: 32056GDQ0	248,000.0000	99.7900	247,479.20	81.53	9,920.00	4.00%
CIBC BK USA CHICAGO IL CTF DEP 4.850% 11/25/25 DTD 05/25/23 ACT/365 1ST CPN DTE 11/25/23 Security Identifier: 12547CBL1	244,000.0000	100.6330	245,544.52	5,155.08	11,834.00	4.81%
MORGAN STANLEY PRIVATE BK NATL ASSN INSTL CTF DEP PROGRAM 3.200% 11/28/25 DTD 05/31/22 Security Identifier: 61768U4L8	248,000.0000	98.9580	245,415.84	65.23	7,936.00	3.23%

October 1, 2024 - October 31, 2024
MEDINA CITY SCHOOLS

Portfolio Holdings (continued)

Description	Quantity	Market Price	Market Value	Accrued Interest	Estimated Annual Income	Estimated Yield
FIXED INCOME (continued)						
Certificates of Deposit (continued)						
UNITED PRAIRIE BK MTN LAKE MINN CTF DEP 5.300% 12/11/25 DTD 10/11/23 ACT/365 Security Identifier: 91134CCV1	248,000.0000	101.2090	250,998.32	720.22	13,144.00	5.23%
FIRST FNDTN BK IRVINE CA CTF DEP 4.900% 02/18/26 DTD 08/18/23 ACT/365 1ST CPN DTE 02/18/24 Security Identifier: 32026UX27	248,000.0000	100.9100	250,256.80	2,463.69	12,152.00	4.85%
ARMOR BK FORREST CITY ARK CTF DEP 5.300% 03/24/26 B/E DTD 03/24/23 ACT/365 CALLABLE 11/24/24 Security Identifier: 04225AAC2	248,000.0000	100.0370	248,091.76	252.08	13,144.00	5.29%
UNITED FID BK FSB EVANSVILLE IND CTF DEP 4.350% 03/27/26 B/E DTD 09/27/24 ACT/365 Security Identifier: 910286HZ9	243,000.0000	100.3230	243,784.89	115.84	10,570.50	4.33%
GOLDEN BK NATL ASSN HOUSTON TEX CTF DEP 5.200% 04/20/26 DTD 10/20/23 ACT/365 1ST CPN DTE 04/20/24 Security Identifier: 38081GBA3	243,000.0000	101.5450	246,754.35	380.81	12,636.00	5.12%
WOOD & HUSTON BK MARSHALL MO CTF DEP 4.700% 06/30/26 DTD 06/30/23 ACT/365 1ST CPN DTE 07/30/23 Security Identifier: 978208AG1	248,000.0000	101.0440	250,589.12	31.93	11,656.00	4.65%
FRONTIER BK OMAHA NE CTF DEP 4.700% 07/14/26 DTD 07/14/23 ACT/365 1ST CPN DTE 08/14/23 Security Identifier: 35907XFG7	248,000.0000	101.0830	250,685.84	542.88	11,656.00	4.64%
SALLIE MAE BK SALT LAKE CITY UT CTF DEP 4.850% 08/10/26 DTD 08/09/23 ACT/365 1ST CPN DTE 02/09/24 Security Identifier: 795451DE0	246,000.0000	101.3740	249,380.04	2,713.08	11,931.00	4.78%
POPULAR BK NEW YORK BRH INSTL CTF DEP PROGRAM 4.950% 09/17/26 DTD 09/20/23 ACT/365 Security Identifier: 73317ACL4	246,000.0000	102.1030	251,173.38	1,367.83	12,177.00	4.84%
AMERICAN EXPRESS NATL BK BROKERED INTL CTF DEP PROGRAM INSTL CTF DEP 5.000% 09/21/26 DTD 09/20/23 Security Identifier: 02589AF31	243,000.0000	101.8580	247,514.94	1,364.79	12,150.00	4.90%
CITIBANK NATL ASSN SIOUX FALLS S D CTF DEP 5.100% 09/29/26 DTD 09/29/23 ACT/365 Security Identifier: 17312Q4A4	243,000.0000	102.0200	247,908.60	1,086.51	12,393.00	4.99%

Portfolio Holdings (continued)

Description	Quantity	Market Price	Market Value	Accrued Interest	Estimated Annual Income	Estimated Yield
FIXED INCOME (continued)						
Certificates of Deposit (continued)						
JPMORGAN CHASE BK N A INSTL CTF DEP BOOK 4.500% 10/28/26 B/E DTD 10/28/24 ACT/365 CALLABLE 04/28/25 Security Identifier: 46657VNH9	244,000.0000	100.0330	244,080.52	90.25	10,980.00	4.49%
SOUTHERN FIRST BK N A GREENVILLE S C CTF DEP 4.600% 11/27/26 DTD 05/26/23 ACT/365 Security Identifier: 84287PHU9	248,000.0000	101.2690	251,147.12	156.27	11,408.00	4.54%
MORGAN STANLEY BK N A SALT LAKE CITY UTAH CTF DEP 4.700% 01/19/27 B/E DTD 07/17/24 ACT/365 Security Identifier: 61690DTY4	248,000.0000	101.5540	251,853.92	3,385.03	11,656.00	4.62%
PREMIER CMNTY BK MARION WIS CTF DEP 5.050% 03/08/27 DTD 03/08/24 ACT/365 CALLABLE 03/08/25 Security Identifier: 74048CBC5	248,000.0000	100.2330	248,577.84	789.18	12,524.00	5.03%
FIRST FED SVGS & LN ASSN LAKEWOOD OHIO CTF DEP 5.250% 06/28/27 DTD 06/28/24 ACT/365 Security Identifier: 32023HBT4	248,000.0000	101.5040	251,729.92	107.01	13,020.00	5.17%
CAPE COD FIVE CENTS SVGS BK HARWICH PORT MASS CTF DEP 4.950% 08/09/27 B/E DTD 08/09/24 ACT/365 Security Identifier: 13934CBU0	248,000.0000	100.0700	248,173.60	2,791.53	12,276.00	4.94%
ROLLSTONE BK & TR FITCHBURG MASS CTF DEP 3.550% 08/23/27 B/E DTD 08/22/22 ACT/365 Security Identifier: 77579AFG6	245,000.0000	98.9230	242,361.35	1,668.01	8,697.50	3.58%
AMERICAN NATL BK OMAHA NEB CTF DEP 4.400% 09/13/27 B/E DTD 09/13/24 ACT/365 CALLABLE 06/13/25 Security Identifier: 028402DC6	248,000.0000	100.0670	248,166.16	538.13	10,912.00	4.39%
VALLEY NATL BK PASSAIC N J CTF DEP 3.850% 09/17/27 B/E DTD 09/17/24 ACT/365 1ST CPN DTE 03/17/25 Security Identifier: 919853NY3	243,000.0000	99.7360	242,358.48	1,127.79	9,355.50	3.86%
FARMERS & MERCHANTS BK BERLIN WIS CTF DEP 5.550% 11/03/27 DTD 11/03/23 ACT/365 Security Identifier: 307811HT9	248,000.0000	101.5740	251,903.52	1,055.87	13,764.00	5.46%
WASHINGTON ST BK IOWA CTF DEP 4.100% 10/10/28 B/E DTD 10/09/24 ACT/365 CALLABLE 10/09/25 Security Identifier: 93974LAJ9	248,000.0000	99.3600	246,412.80	612.87	10,168.00	4.12%
Total Certificates of Deposit	11,584,000.0000		\$11,617,672.27	\$85,477.85	\$525,203.50	
U.S. Government Bonds						
FEDERAL HOME LN MTG CORP MEDIUM TERM NTS FED 0.625% 09/15/25 B/E DTD 09/15/20 CALLABLE Moody Rating Aaa Security Identifier: 3134GWB70	248,000.0000	96.8560	240,202.88	198.06	1,550.00	0.64%

October 1, 2024 - October 31, 2024
MEDINA CITY SCHOOLS

Portfolio Holdings (continued)

Description	Quantity	Market Price	Market Value	Accrued Interest	Estimated Annual Income	Estimated Yield
FIXED INCOME (continued)						
U.S. Government Bonds (continued)						
FEDERAL FARM CR BKS CONS SYSTEMWIDE BDS 4.360% 10/28/27 B/E DTD 10/28/24 CALLABLE 10/28/25 @ 100.000 Moody Rating Aaa S & P Rating AA+ Security Identifier: 3133ERYJ4	248,000.0000	99.8270	247,570.96	90.11	10,812.80	4.36%
Total U.S. Government Bonds	496,000.0000		\$487,773.84	\$288.17	\$12,362.80	
TOTAL FIXED INCOME	12,080,000.0000		\$12,105,446.11	\$85,766.02	\$537,566.30	
			Market Value	Accrued Interest	Estimated Annual Income	
Total Portfolio Holdings			\$12,147,514.58	\$85,766.02	\$537,566.30	

Portfolio Holdings Disclosures
Pricing

This section includes the net market value of the securities in your account on a settlement date basis, including short positions, at the close of the statement period. The market prices, unless otherwise noted, have been obtained from independent vendor services, which we believe to be reliable. In some cases the pricing vendor may provide prices quoted by a single broker or market maker. Market prices do not constitute a bid or an offer, and may differ from the actual sale price. Securities for which a price is not available are marked "N/A" and are omitted from the Total.

THE AS OF PRICE DATE ONLY APPEARS WHEN THE PRICE DATE DOES NOT EQUAL THE STATEMENT DATE.

Estimated Annual Figures

The estimated annual income (EAI) and estimated annual yield (EAY) figures are estimates and for informational purposes only. These figures are not considered to be a forecast or guarantee of future results. These figures are computed using information from providers believed to be reliable; however, no assurance can be made as to the accuracy. Since interest and dividend rates are subject to change at any time, and may be affected by current and future economic, political, and business conditions, they should not be relied on for making investment, trading, or tax decisions. These figures assume that the position quantities, interest and dividend rates, and prices remain constant. A capital gain or return of principal may be included in the figures for certain securities, thereby overstating them. Refer to www.pershing.com/disclosures for specific details as to formulas used to calculate the figures. Accrued interest represents interest earned but not yet received.

Reinvestment

The dollar amount of Mutual Fund distributions, Money Market Fund dividend income, Bank Deposit interest income, or dividends for other securities shown on your statement may have been reinvested. You will not receive confirmation of these reinvestments. Upon written request to your financial institution, information pertaining to these transactions, including the time of execution and the name of the person from whom your security was purchased, may be obtained. In dividend reinvestment transactions, Pershing acts as your agent and receives payment for order flow.

Portfolio Holdings Disclosures (continued)

Option Disclosure

Information with respect to commissions and other charges incurred in connection with the execution of option transactions has been included in confirmations previously furnished to you. A summary of this information is available to you promptly upon your written request directed to your introducing firm. In order to assist your introducing firm in maintaining current background and financial information concerning your option accounts, please promptly advise them in writing of any material change in your investment objectives or financial situation. Expiring options which are valuable are exercised automatically pursuant to the exercise by exception procedure of the Options Clearing Corporation. Additional information regarding this procedure is available upon written request to your introducing firm.

Certificates of Deposit

Certificates of Deposit acquired through the Certificate of Deposit Account Registry Service ("CDARS") and held in your brokerage account are subject to Securities Investor Protection Corporation (SIPC) coverage. Please see additional information about SIPC under Important Information and Disclosures on this statement.

Please be advised that the secondary market for CDs is generally illiquid; the actual value of CDs may be different from their purchase price; and a significant loss of principal could result if your CDs are sold prior to maturity. In the event that the CDs listed above do not indicate a market valuation, an accurate market value could not be determined. In the event that a price is listed above for your CDs, Pershing has obtained a price from sources deemed to be reliable or has priced your CDs using a matrix formula. Prices are estimates and the actual value you may obtain for your CD may be different if you elect to sell your CD in the secondary market.

Foreign Currency Transactions

Pershing will execute foreign currency transactions as principal for your account. Pershing may automatically convert foreign currency to or from U.S. dollars for dividends and similar corporate action transactions unless you instruct your financial organization otherwise. Pershing's currency conversion rate will not exceed the highest interbank conversion rate identified from customary banking sources on the conversion date or the prior business day, increased by up to 1%, unless a particular rate is required by applicable law. Your financial organization may also increase the currency conversion rate. This conversion rate may differ from rates in effect on the date you executed a transaction, incurred a charge, or received a credit. Transactions converted by agents (such as depositories) will be billed at the rates such agents use.

Proxy Vote

Securities not fully paid for in your margin account may be lent by Pershing to itself or others in accordance with the terms outlined in the Margin Agreement. The right to vote your shares held on margin may be reduced by the amount of shares on loan. The Proxy Voting Instruction Form sent to you may reflect a smaller number of shares entitled to vote than the number of shares in your margin account.

Ratings

This statement may contain credit rating information obtained from Standard & Poor's. Reproducing and distributing any information received from Standard & Poor's is not permitted without prior written authorization from Standard & Poor's. Standard & Poor's does not guarantee the accuracy, completeness, timeliness or availability of any information. Standard & Poor's is not responsible for any errors or omissions, regardless of the cause, or for the results of using such content. Standard & Poor's makes no express or implied warranties including warranties of merchantability or fitness for a particular purpose. Standard & Poor's shall not be legally responsible for any fees, costs, expenses or losses in connection with the use of their content. Credit ratings are opinions and not statements of facts; are not recommendations to purchase, hold or sell securities; and do not address suitability for investment purpose. Credit ratings should not be relied upon as investment advice.

Variable Rate Securities

Interest rate data for certain complex and/or variable rate securities is provided to Pershing by third-party data service providers pursuant to contractual arrangements. Although we seek to use reliable sources of information, the accuracy, reliability, timeliness, and completeness of interest rate data may vary sometimes, particularly for complex and/or variable rate securities and those with limited or no secondary market. As a result, we can offer no assurance as to the accuracy, reliability, timeliness, or completeness of interest rate data for such securities. Pershing may also occasionally make interest rate updates and adjustments based on its reasonable efforts to obtain accurate, reliable, timely, and/or complete interest rate data from other data sources, but we can similarly provide no assurance that those rates or adjustments will be accurate, reliable, timely, or complete.

When updated interest rate data is received from a third-party data service provider or adjusted by Pershing, the updated data will be reflected in various sources where interest rate data is used or viewed, including both paper and electronic communications and data sources. Prior use or communication of interest rate-related data will not be revised. Since variable interest rates may be subject to change at any time and are only as accurate as the data received from third-party data service providers or otherwise obtained by Pershing, interest rate data should not be relied on for making investment, trading, or tax decisions. All interest rate data and other information derived from and/or calculated using interest

October 1, 2024 - October 31, 2024
MEDINA CITY SCHOOLS

Portfolio Holdings Disclosures (continued)
Variable Rate Securities (continued)

rates are not warranted as to accuracy, reliability, timeliness, or completeness and are subject to change without notice. Pershing disclaims any responsibility or liability to the fullest extent permitted by applicable law for any loss or damage arising from any reliance on or use of the interest rate data or other information derived from and/or calculated using interest rates in any way. You should request a current valuation for your securities from your financial adviser or broker prior to making a financial decision or placing an order or requesting a transaction in these securities.

Structured Products

Structured products in this section are complex products and may be subject to special risks, which may include, but are not limited to: loss of initial investment; issuer credit risk; limited or no appreciation; risks associated with the underlying reference asset(s); no periodic payments; call prior to maturity (a redemption could affect the yield represented); early redemption fees or other applicable fees; price volatility resulting from issuer's and/or guarantor's credit quality; lower interest rates and/or yield compared to conventional debt with a comparable maturity; unique tax implications; concentration risk of owning the related security; limited or no secondary market; restrictions on transferability; conflicts of interest; and limits on participation in appreciation of underlying asset(s). To review a complete list of risks, please refer to the offering documents for the structured product. For more information about the risks specific to your structured products, you should contact your financial institution or advisor. Certain structured products are designed to make periodic distributions to you and any such structured product distributions you receive will be listed in the Transactions section of your statement. Structured product distributions may be listed there as "Bond Interest Received"; however, this description is not intended to reflect a determination as to either the asset classification of the product or the U.S. tax treatment of such distributions.

Activity Summary (All amounts shown are in base currency)

	Credits This Period	Debits This Period	Net This Period	Credits Year-to-Date	Debits Year-to-Date	Net Year-to-Date
Securities						
Securities Bought	0.00	-988,000.00	-988,000.00	0.00	-4,922,000.00	-4,922,000.00
Total Securities	\$0.00	-\$988,000.00	-\$988,000.00	\$0.00	-\$4,922,000.00	-\$4,922,000.00
Dividends and Interest	\$42,045.31	\$0.00	\$42,045.31	\$377,510.88	\$0.00	\$377,510.88
Distributions	\$988,000.00	\$0.00	\$988,000.00	\$5,802,000.00	\$0.00	\$5,802,000.00
Cash						
Withdrawals	0.00	-794,088.36	-794,088.36	0.00	-5,656,800.72	-5,656,800.72
Deposits	740,000.00	0.00	740,000.00	4,426,000.00	0.00	4,426,000.00
Total Cash	\$740,000.00	-\$794,088.36	-\$54,088.36	\$4,426,000.00	-\$5,656,800.72	-\$1,230,800.72
Totals	\$1,770,045.31	-\$1,782,088.36	-\$12,043.05	\$10,605,510.88	-\$10,578,800.72	\$26,710.16

Transactions by Type of Activity

Process/ Settlement Date	Trade/ Transaction Date	Activity Type	Description	Quantity	Price	Accrued Interest	Amount	Currency
Securities Bought and Sold								
10/09/24	09/26/24	PURCHASED 93974LAJ9	WASHINGTON ST BK IOWA CTF DEP 4.100% 10/10/28 B/E DTD 10/09/24 CLB YLD 4.100 TO PAR	248,000.0000	100.0000		-248,000.00	USD
10/25/24	10/21/24	PURCHASED 74086MBA0	PRESIDENTIAL BK FSB BETHESDA MD CTF DEP 4.500% 01/27/25 B/E DTD 10/25/24 YLD 4.500 TO MAT	248,000.0000	100.0000		-248,000.00	USD
10/28/24	10/22/24	PURCHASED FFCD5921070	FEDERAL FARM CR BKS CONS SYSTEMWIDE BDS 4.360% 10/28/27 B/E DTD 10/28/24 CLB BB YTW 4.360000 BB YTW DATE:20251028 YLD 4.360 TO PAR	248,000.0000	100.0000		-248,000.00	USD
10/28/24	10/23/24	PURCHASED 46657VNH9	JPMORGAN CHASE BK N A INSTL CTF DEP BOOK 4.500% 10/28/26 B/E DTD 10/28/24 CLB YLD 4.500 TO PAR	244,000.0000	100.0000		-244,000.00	USD
Total Securities Bought and Sold						\$0.00	-\$988,000.00	USD
Dividends and Interest								
10/01/24		BOND INTEREST RECEIVED 06654BES6	248000 BANKWELL BK NEW CANAAN CONN CTF DEP 5.150% 03/31/25 B/E DTD 03/31/23 RD 09/30 PD 10/01/24				1,049.75	USD
10/01/24		BOND INTEREST RECEIVED 61768U4L8	248000 MORGAN STANLEY PRIVATE BK NATL ASSN INSTL CTF DEP PROGRAM 3.200% 11/28/25 DTD 05/31/22 CLB RD 09/27 PD 09/30/24				674.02	USD
10/03/24		BOND INTEREST RECEIVED 06418CTV8	248000 BANK OZK LITTLE ROCK ARK CTF DEP 5.150% 12/03/24 DTD 05/03/24 RD 10/02 PD 10/03/24				1,049.75	USD
10/03/24		BOND INTEREST RECEIVED 307811HT9	248000 FARMERS & MERCHANTS BK BERLIN WIS CTF DEP 5.550% 11/03/27 DTD 11/03/23 CLB RD 10/02 PD 10/03/24				1,131.29	USD
10/03/24		BOND INTEREST RECEIVED 37149CAZ0	248000 GENERATIONS BK ROGERS ARK CTF DEP 3.400% 08/04/25 B/E DTD 08/03/22 CLB RD 10/02 PD 10/03/24				693.04	USD
10/07/24		BOND INTEREST RECEIVED 121331AN2	248000 BURKE & HERBERT BK & TR CO ALEXANDRIA VA CTF DEP 3.450% 02/05/25 B/E DTD 08/05/22 CLB RD 10/04 PD 10/05/24				703.23	USD
10/08/24		BOND INTEREST RECEIVED 60425SLP2	248000 MINNWEST BK REDWOOD FALLS MINN CTF DEP 5.150% 04/08/26 B/E DTD 04/08/24 CLB RD 10/07 PD 10/08/24				1,049.75	USD
10/08/24		BOND INTEREST RECEIVED 74048CBC5	248000 PREMIER CMNTY BK MARION WIS CTF DEP 5.050% 03/08/27 DTD 03/08/24 CLB RD 10/07 PD 10/08/24				1,029.37	USD
10/11/24		BOND INTEREST RECEIVED 91134CCV1	248000 UNITED PRAIRIE BK MTN LAKE MINN CTF DEP 5.300% 12/11/25 DTD 10/11/23 RD 10/10 PD 10/11/24				1,080.33	USD

October 1, 2024 - October 31, 2024
MEDINA CITY SCHOOLS

Transactions by Type of Activity (continued)

Process/ Settlement Date	Trade/ Transaction Date	Activity Type	Description	Quantity	Price	Accrued Interest	Amount	Currency
Dividends and Interest (continued)								
10/15/24		BOND INTEREST RECEIVED 028402DC6	248000 AMERICAN NATL BK OMAHA NEB CTF DEP 4.400% 09/13/27 B/E DTD 09/13/24 CLB RD 10/11 PD 10/13/24				896.88	USD
10/15/24		BOND INTEREST RECEIVED 35907XFG7	248000 FRONTIER BK OMAHA NE CTF DEP 4.700% 07/14/26 DTD 07/14/23 RD 10/11 PD 10/14/24				958.03	USD
10/16/24		BOND INTEREST RECEIVED 33650TAG5	248000 FIRST ST BK WINCHESTER OHIO CTF DEP 3.500% 09/16/25 B/E DTD 09/16/22 CLB RD 10/15 PD 10/16/24				713.42	USD
10/21/24		INTEREST ON FREE CREDIT BALANCES USD999997	U.S.DOLLARS CURRENCY CREDIT INTEREST FOR INTEREST PERIOD ENDING 10-19-24 YIELDS WERE: CURRENT 0.774% EFFECTIVE 0.776%				17.96	USD
10/21/24		BOND INTEREST RECEIVED 07371AN74	246000 BEAL BK PLANO TEX CTF DEP 2.600% 04/16/25 B/E DTD 04/20/22 RD 10/18 PD 10/20/24				3,206.76	USD
10/21/24		BOND INTEREST RECEIVED 27002YGD2	248000 EAGLEBANK BETHESDA MD CTF DEP 5.050% 07/21/25 DTD 07/21/23 RD 10/18 PD 10/21/24				1,029.37	USD
10/21/24		BOND INTEREST RECEIVED 38081GBA3	243000 GOLDEN BK NATL ASSN HOUSTON TEX CTF DEP 5.200% 04/20/26 DTD 10/20/23 RD 10/18 PD 10/20/24				6,335.31	USD
10/21/24		BOND INTEREST RECEIVED 9497632V7	248000 WELLS FARGO BK N A SIOUX FALLS S D CTF DEP 4.500% 10/21/24 B/E DTD 10/21/22 RD 10/18 PD 10/21/24				917.26	USD
10/22/24		BOND INTEREST RECEIVED 66736ACF4	248000 NORTHWEST BK BOISE IDAHO CTF DEP 5.250% 03/24/25 DTD 03/22/23 RD 10/21 PD 10/22/24				1,070.14	USD
10/24/24		BOND INTEREST RECEIVED 04225AAC2	248000 ARMOR BK FORREST CITY ARK CTF DEP 5.300% 03/24/26 B/E DTD 03/24/23 CLB RD 10/23 PD 10/24/24				1,080.33	USD
10/24/24		BOND INTEREST RECEIVED 95285QBQ0	248000 WEST GATE BK LINCOLN NEB CTF DEP 5.400% 12/24/24 DTD 06/24/24 RD 10/23 PD 10/24/24				1,100.71	USD
10/28/24		BOND INTEREST RECEIVED 02007GQG1	246000 ALLY BK SANDY UTAH CTF DEP 2.950% 04/28/25 B/E DTD 04/28/22 CLB RD 10/25 PD 10/28/24				3,638.44	USD
10/28/24		BOND INTEREST RECEIVED 32023HBT4	248000 FIRST FED SVGS & LN ASSN LAKEWOOD OHIO CTF DEP 5.250% 06/28/27 DTD 06/28/24 CLB RD 10/25 PD 10/28/24				1,070.14	USD

Transactions by Type of Activity (continued)

Process/ Settlement Date	Trade/ Transaction Date	Activity Type	Description	Quantity	Price	Accrued Interest	Amount	Currency
Dividends and Interest (continued)								
10/28/24		BOND INTEREST RECEIVED 32056GDQO	248000 FIRST INTERNET BK FISHERS IND CTF DEP 4.000% 09/29/25 DTD 09/28/22 RD 10/25 PD 10/28/24				815.34	USD
10/28/24		BOND INTEREST RECEIVED 45780PBBO	249000 INSTITUTION FOR SVGS IN NEWBURYPORT & ITS VIC MA CTF DEP 0.700% 10/28/24 B/E DTD 10/28/21 CLB RD 10/25 PD 10/28/24				143.26	USD
10/28/24		BOND INTEREST RECEIVED 61768U4L8	248000 MORGAN STANLEY PRIVATE BK NATL ASSN INSTL CTF DEP PROGRAM 3.200% 11/28/25 DTD 05/31/22 CLB RD 10/25 PD 10/28/24				652.27	USD
10/28/24		BOND INTEREST RECEIVED 693963AEO	248000 PACIFIC ALLIANCE BK SAN GABRIEL CA CTF DEP 5.150% 03/27/25 B/E DTD 03/27/23 RD 10/25 PD 10/27/24				1,049.75	USD
10/28/24		BOND INTEREST RECEIVED 84287PHU9	248000 SOUTHERN FIRST BK N A GREENVILLE S C CTF DEP 4.600% 11/27/26 DTD 05/26/23 RD 10/25 PD 10/26/24				937.64	USD
10/28/24		BOND INTEREST RECEIVED 910286HZ9	243000 UNITED FID BK FSB EVANSVILLE IND CTF DEP 4.350% 03/27/26 B/E DTD 09/27/24 RD 10/25 PD 10/27/24				868.81	USD
10/28/24		BOND INTEREST RECEIVED 95763PLV1	243000 WESTERN ALLIANCE BK PHOENIX AZ CTF DEP 5.000% 10/28/24 B/E DTD 04/27/23 RD 10/25 PD 10/28/24				6,124.93	USD
10/30/24		BOND INTEREST RECEIVED 978208AG1	248000 WOOD & HUSTON BK MARSHALL MO CTF DEP 4.700% 06/30/26 DTD 06/30/23 RD 10/29 PD 10/30/24				958.03	USD
Total Dividends and Interest						\$0.00	\$42,045.31	USD
Distributions								
10/08/24		SECURITY REDEEMED 60425SLP2	MINNWEST BK REDWOOD FALLS MINN CTF DEP 5.150% 04/08/26 B/E DTD 04/08/24 CLB	-248,000.0000			248,000.00	USD
10/21/24		SECURITY REDEEMED 9497632V7	WELLS FARGO BK N A SIOUX FALLS S D CTF DEP 4.500% 10/21/24 B/E DTD 10/21/22 ACCOUNT REDEMPTION	-248,000.0000			248,000.00	USD
10/28/24		SECURITY REDEEMED 45780PBBO	INSTITUTION FOR SVGS IN NEWBURYPORT & ITS VIC MA CTF DEP 0.700% 10/28/24 B/E DTD 10/28/21 CLB ACCOUNT REDEMPTION	-249,000.0000			249,000.00	USD
10/28/24		SECURITY REDEEMED 95763PLV1	WESTERN ALLIANCE BK PHOENIX AZ CTF DEP 5.000% 10/28/24 B/E DTD 04/27/23 ACCOUNT REDEMPTION	-243,000.0000			243,000.00	USD
Total Distributions						\$0.00	\$988,000.00	USD

October 1, 2024 - October 31, 2024
MEDINA CITY SCHOOLS



Transactions by Type of Activity (continued)

Process/ Settlement Date	Trade/ Transaction Date	Activity Type	Description	Quantity	Price	Accrued Interest	Amount	Currency
Cash Withdrawals and Deposits								
10/01/24		ELECTRONIC TRANSACTION USD999997	SEND TO BANK FOR ACH ACH HUNTINGTON NATIONAL BANK				-54,088.36	USD
10/21/24		ELECTRONIC TRANSACTION USD999997	SEND TO BANK FOR ACH ACH HUNTINGTON NATIONAL BANK				-248,000.00	USD
10/25/24		ELECTRONIC DEPOSIT USD999997	RECV FR BANK FOR ACH ACH HUNTINGTON NATIONAL BANK				248,000.00	USD
10/28/24		ELECTRONIC TRANSACTION USD999997	SEND TO BANK FOR ACH ACH HUNTINGTON NATIONAL BANK				-492,000.00	USD
10/28/24		ELECTRONIC DEPOSIT USD999997	RECV FR BANK FOR ACH ACH HUNTINGTON NATIONAL BANK				492,000.00	USD
Total Cash Withdrawals and Deposits						\$0.00	-\$54,088.36	USD
Total Value of Transactions						\$0.00	-\$12,043.05	USD

The price and quantity displayed may have been rounded.

Fixed Income Analysis
Bond Quality

Bond Quality	Market Value	% of Bond Market Value	Percent of Fixed Income
AAA	487,773.84	4%	
Not Rated	11,617,672.27	96%	
Total	12,105,446.11	100%	


Bond Maturity Schedule


Bond Maturity	Market Value	% of Bond Market Value
1 to 6 months	3,936,637.16	33%
7 to 12 months	1,966,374.36	16%
1 to 5 years	6,202,434.59	51%
Total	12,105,446.11	100%

Percentages of bond market values are rounded to the nearest whole percentage.

Bond quality ratings reflect Moody's or Standard and Poor's ratings. Bonds may be rated by other services. Bonds that are in default are not included. Please refer to your Portfolio Holdings section.

Messages

The Estimated Annual Income, Estimated Yield and Accrued Interest columns in your Portfolio Holdings section will not display values for variable rate securities. The optional Estimated Annual Income and Accrued Interest fields in the Portfolio at a Glance section of your statement will not include values for these securities.

Although a money market mutual fund (money fund) seeks to preserve the value of your investment at \$1 per share, it is possible to lose money by investing in a money fund. Shares of a money fund or the balance of a bank deposit product held in your brokerage account may be liquidated upon request with the proceeds credited to your brokerage account. Please see the money fund's prospectus or the bank deposit product's disclosure document or contact your advisor for additional information. Pursuant to SEC Rule 10b-10(b)(1) confirmations are not sent for purchases into money funds processed on the sweep platform. Pursuant to applicable regulation, account statements will be produced monthly or quarterly. Balances in Federal Deposit Insurance Corporation (FDIC)-insured bank deposit sweep products are not protected by Securities Investor Protection Corporation (SIPC).

Go Paperless by Selecting eDelivery

Eliminate paper and save natural resources with digital adoption. Electronic delivery (eDelivery) is faster, convenient and more secure. We offer eDelivery for account statements, prospectus documents, proxy or shareholder communications, tax documents, trade confirmations and more.

To enroll, log in to your brokerage account and look for the one-click eDelivery pop-up or simply select "Go Paperless" at the top of any page and follow the on-screen prompts to set-up your preferences. Enrollment can be activated as quickly as the day you register, and you will be notified when documents are available in an online, password-protected portal.

Contact your financial professional if you have any questions about any of our digital tools.

Cash Not Yet Received

Security	Record Date	Payable Date	Quantity Held	Rate	Dividend Option	Amount of Payment
Interest						
BANKWELL BK NEW CANAAN CONN CTF DEP 5.150% 03/31/25 B/E	10/31/24	11/01/24	248,000.0000	4.373972	Cash	1,084.75
Total Cash Not Yet Received						\$1,084.75

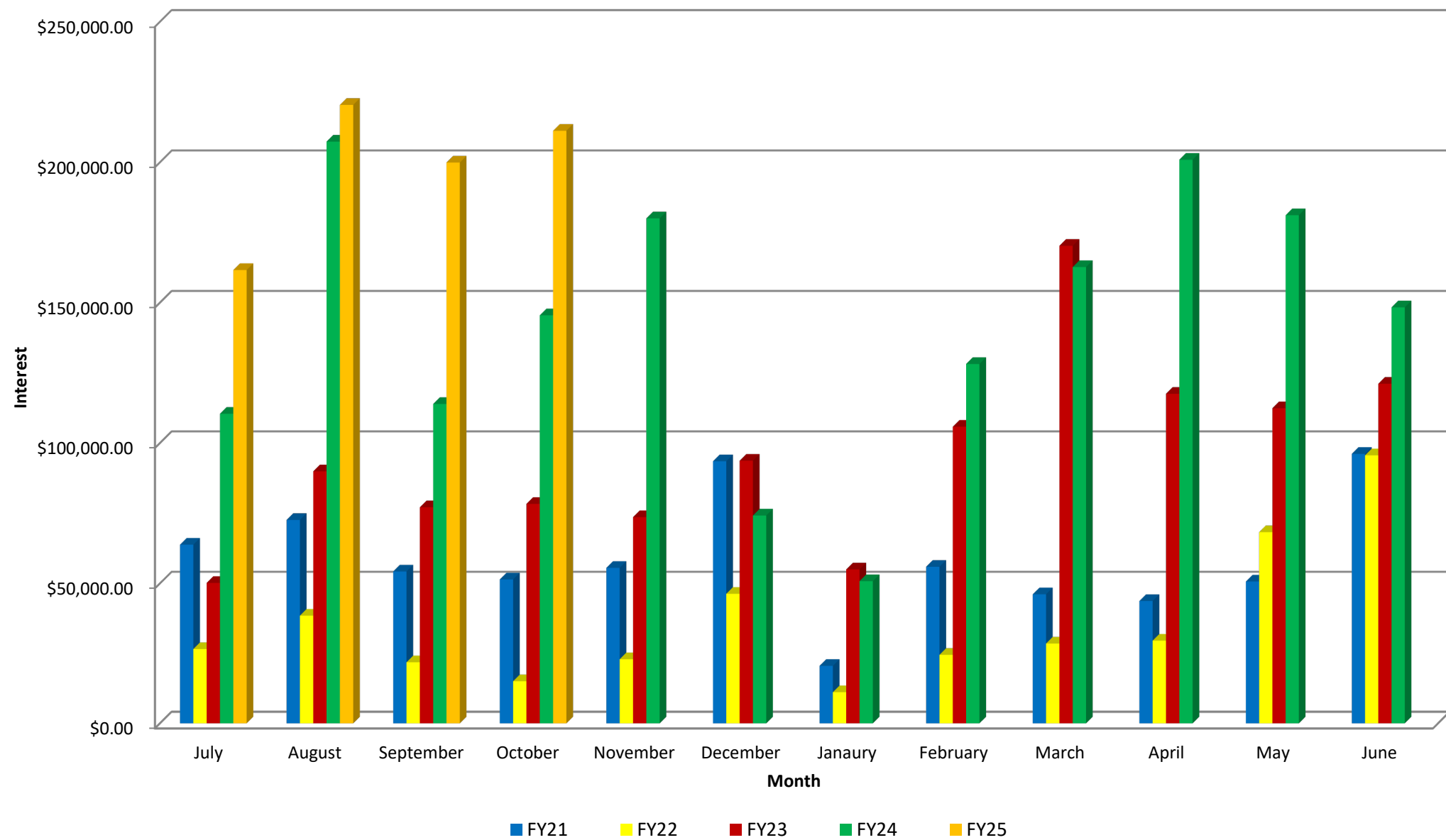
Assets shown here are not reflected in your account. This information has been received from sources we believe to be reliable. Pershing does not guarantee the accuracy of the information.

Important Information and Disclosures

The Role of Pershing

- **Pershing LLC, member FINRA, NYSE, carries your account as clearing broker pursuant to a clearing agreement with your financial institution.** Pershing is not responsible or liable for any acts or omissions of your financial institution or its employees and it does not supervise them. Pershing provides no investment advice nor does it assess the suitability of any transaction or order. Pershing acts as the agent of your financial institution and you agree that you will not hold Pershing or any person controlling or under common control with it liable for any investment losses incurred by you.
- Pershing performs several key functions at the direction of your financial institution. It acts as custodian for funds and securities you may deposit with it directly or through your financial institution or that it receives as the result of securities transactions it processes.
- Your financial institution is responsible for adherence to the securities laws, regulations and rules which apply to it regarding its own operations and the supervision of your account, its sales representatives and other personnel. Your financial institution is also responsible for approving the opening of accounts and obtaining account documents; the

Total Monthly Interest Earnings



POWERSCHOOL
DATE: 11/13/2024
TIME: 11:41:56
SELECTION CRITERIA : ALL

MEDINA CITY SCHOOLS
OH Cash Position Report

PAGE NUMBER: 1

ACCOUNTING PERIOD : 4/25

FUND	SCC	DESCRIPTION	BEGIN	MTD	FYTD	MTD	FYTD	CURRENT	CURRENT	UNENCUMBERED
			BALANCE	RECEIPTS	RECEIPTS	EXPENDITURES	EXPENDITURES	FUND BALANCE	ENCUMBRANCE	FUND BALANCE

001	0000	GENERAL FUND								
		20,181,839.48	2,424,333.01	31,287,862.26	6,687,659.82	26,740,191.17	24,729,510.57	3,561,971.70	21,167,538.87	
001	0950	GENERAL FUND - CHROME								
		355,677.18	13,150.00	74,145.00	0.00	0.00	429,822.18	0.00	429,822.18	
001	1000	GENERAL FUND								
		593,809.20	0.00	0.00	0.00	0.00	593,809.20	0.00	593,809.20	
001	2000	GENERAL FUND								
		1,210,532.83	5,978.73	325,551.08	0.00	0.00	1,536,083.91	0.00	1,536,083.91	

Total For Fund 001:			22,341,858.69	2,443,461.74	31,687,558.34	6,687,659.82	26,740,191.17	27,289,225.86	3,561,971.70	23,727,254.16
002	9000	BOND RETIRE - ELEM/HIGH								
		3,647,415.85	42,648.14	1,744,988.14	24,855.77	24,855.77	5,367,548.22	3,928,018.25	1,439,529.97	
002	9012	SALES TAX - COPS								
		0.00	0.00	0.00	0.00	0.00	0.00	1,722,887.50	-1,722,887.50	

Total For Fund 002:			3,647,415.85	42,648.14	1,744,988.14	24,855.77	24,855.77	5,367,548.22	5,650,905.75	-283,357.53
003	0000	PERMANENT IMPROVEMENT								
		340,994.61	0.00	0.00	0.00	0.00	340,994.61	0.00	340,994.61	
003	9000	PERMANENT IMPROVEMENT								
		13,601.14	0.00	0.00	0.00	0.00	13,601.14	0.00	13,601.14	
003	9001	REC CENTER-PERMANENT IMP								
		-53,485.62	0.00	0.00	3,443.75	54,564.75	-108,050.37	6,275.00	-114,325.37	

Total For Fund 003:			301,110.13	0.00	0.00	3,443.75	54,564.75	246,545.38	6,275.00	240,270.38
006	0000	LUNCHROOM FUND								
		-812,753.71	185,967.59	452,095.33	121,079.08	554,156.19	-914,814.57	24,567.69	-939,382.26	
006	9006	LUNCHROOM - FED FUNDS								
		2,209,288.08	111,501.65	160,385.26	123,612.17	275,091.96	2,094,581.38	289,424.84	1,805,156.54	

POWERSCHOOL
DATE: 11/13/2024
TIME: 11:41:56
SELECTION CRITERIA : ALL

MEDINA CITY SCHOOLS
OH Cash Position Report

PAGE NUMBER: 2

ACCOUNTING PERIOD : 4/25

FUND	SCC	DESCRIPTION	BEGIN	MTD	FYTD	MTD	FYTD	CURRENT	CURRENT	UNENCUMBERED
			BALANCE	RECEIPTS	RECEIPTS	EXPENDITURES	EXPENDITURES	FUND BALANCE	ENCUMBRANCE	FUND BALANCE
006	9022	P-EBT ADMINISTRATIVE FUND								
		3,691.00	0.00	0.00	0.00	0.00	3,691.00	0.00	3,691.00	

Total For Fund	006:									
		1,400,225.37	297,469.24	612,480.59	244,691.25	829,248.15	1,183,457.81	313,992.53	869,465.28	
007	9004	COLLINS SCH/POST-GRADUATE								
		2,047.75	13.19	43.17	0.00	0.00	2,090.92	50,000.00	-47,909.08	
007	9022	BREWER GARRETT SCH								
		13,201.84	85.07	278.32	0.00	0.00	13,480.16	0.00	13,480.16	
007	9110	ART TRUST - GARFIELD								
		12,444.11	80.19	262.35	0.00	0.00	12,706.46	0.00	12,706.46	
007	9333	RIOS STUDENT LEADER SCH								
		22,600.77	145.63	476.46	0.00	0.00	23,077.23	5,000.00	18,077.23	
007	9901	BIXLER SCHOLARSHIP FUND								
		136.89	0.88	2.88	0.00	0.00	139.77	0.00	139.77	

Total For Fund	007:									
		50,431.36	324.96	1,063.18	0.00	0.00	51,494.54	55,000.00	-3,505.46	
008	9002	KANEHL MUSIC TRUST								
		28,514.46	0.00	0.00	0.00	0.00	28,514.46	300.00	28,214.46	
008	9003	RICHARD HOFFMAN COLLINS								
		838,122.45	0.00	456.49	0.00	0.00	838,578.94	50,000.00	788,578.94	
008	9112	ELAINE BUSHMAN FUND								
		20,280.97	0.00	0.00	0.00	0.00	20,280.97	1,000.00	19,280.97	

Total For Fund	008:									
		886,917.88	0.00	456.49	0.00	0.00	887,374.37	51,300.00	836,074.37	
009	9000	STAR								
		3,197.65	1,809.10	27,689.45	0.00	0.00	30,887.10	0.00	30,887.10	
009	9110	UNIFORM SUPPLIES GA								
		271.01	142.28	178.28	0.00	0.00	449.29	278.12	171.17	

POWERSCHOOL
DATE: 11/13/2024
TIME: 11:41:56
SELECTION CRITERIA : ALL

MEDINA CITY SCHOOLS
OH Cash Position Report

PAGE NUMBER: 3

ACCOUNTING PERIOD : 4/25

FUND	SCC	DESCRIPTION	BEGIN	MTD	FYTD	MTD	FYTD	CURRENT	CURRENT	UNENCUMBERED
			BALANCE	RECEIPTS	RECEIPTS	EXPENDITURES	EXPENDITURES	FUND BALANCE	ENCUMBRANCE	FUND BALANCE

009	9120	UNIFORM SUPPLIES - CN								
		15,149.43	651.00	8,339.75	253.14	7,480.54	16,008.64	3,516.69		12,491.95
009	9130	UNIFORM SUPPLIES - FN								
		5,055.42	1,747.00	11,549.70	572.72	11,292.78	5,312.34	2,425.57		2,886.77
009	9140	UNIFORM SUPPLIES - HE								
		18,178.60	110.00	1,142.75	0.00	0.00	19,321.35	0.00		19,321.35
009	9160	UNIFORM SUPPLIES - BL								
		4,605.71	686.00	8,077.25	75.94	5,613.77	7,069.19	1,424.06		5,645.13
009	9170	UNIFORM SUPPLIES - WA								
		25,933.15	427.00	11,158.00	157.11	8,406.20	28,684.95	2,708.84		25,976.11
009	9180	UNIFORM SUPPLIES - NO								
		11,774.16	1,100.50	8,449.50	423.93	7,582.97	12,640.69	3,000.00		9,640.69
009	9200	UNIFORM SUPPLIES - CL								
		15,494.30	1,603.40	12,883.20	2,050.79	13,789.37	14,588.13	9,255.31		5,332.82
009	9210	UNIFORM SUPPLIES - RT								
		10,389.39	1,584.00	16,432.35	3,486.45	10,064.56	16,757.18	11,571.14		5,186.04
009	9300	UNIFORM SUPPLIES - HS								
		70,565.87	38,963.17	104,712.74	7,155.05	39,811.10	135,467.51	128,733.45		6,734.06
009	9301	MHS GRADUATION								
		297.03	1,023.00	2,573.50	0.00	2,911.94	-41.41	11,988.00		-12,029.41
009	9302	SHAKESPEARE GROUP								
		0.00	0.00	0.00	0.00	0.00	0.00	5,000.00		-5,000.00
009	9304	AVIATION/PHOTOGRAPHY								
		3.87	0.00	0.00	0.00	0.00	3.87	0.00		3.87

Total For Fund	009:									
		180,915.59	49,846.45	213,186.47	14,175.13	106,953.23	287,148.83	179,901.18		107,247.65
014	9016	MEDINA CNTY JUV DET CNTR								
		32,952.83	13,205.00	102,734.12	27,986.85	117,970.28	17,716.67	0.00		17,716.67
014	9116	EVOLVE								
		560,457.27	106,650.00	151,650.00	111,970.58	372,579.09	339,528.18	128,130.50		211,397.68

Total For Fund	014:									
		593,410.10	119,855.00	254,384.12	139,957.43	490,549.37	357,244.85	128,130.50		229,114.35

POWERSCHOOL
DATE: 11/13/2024
TIME: 11:41:56
SELECTION CRITERIA : ALL

MEDINA CITY SCHOOLS
OH Cash Position Report

PAGE NUMBER: 4

ACCOUNTING PERIOD : 4/25

FUND	SCC	DESCRIPTION	BEGIN	BALANCE	MTD RECEIPTS	FYTD RECEIPTS	MTD EXPENDITURES	FYTD EXPENDITURES	CURRENT FUND BALANCE	CURRENT ENCUMBRANCE	UNENCUMBERED FUND BALANCE
016	0000	EMERGENCY LEVY	13,641,647.74		81,539.45	3,391,469.15	929,178.33	3,257,015.86	13,776,101.03	302,023.48	13,474,077.55
016	0410	EMERGENCY LEVY	-401,646.48		0.00	0.00	5,531.63	34,966.07	-436,612.55	0.00	-436,612.55
016	1000	EMERGENCY LEVY	-1,921,600.15		0.00	0.00	39,898.33	188,097.17	-2,109,697.32	0.00	-2,109,697.32
Total For Fund 016:			11,318,401.11		81,539.45	3,391,469.15	974,608.29	3,480,079.10	11,229,791.16	302,023.48	10,927,767.68
018	0000	PRINT SHOP	6,683.33		0.00	0.00	0.00	0.00	6,683.33	0.00	6,683.33
018	9000	PUBLIC SCHOOL SUP - SUPER	16.70		0.00	0.00	0.00	0.00	16.70	0.00	16.70
018	9110	PRINCIPAL'S FUND - GA	462.70		0.00	0.00	0.00	-340.19	802.89	619.04	183.85
018	9111	GARFIELD SCHOOL STORE	49.99		0.00	0.00	0.00	0.00	49.99	0.00	49.99
018	9113	GARFIELD MEDIA CENTER	144.57		4.22	4.22	0.00	0.00	148.79	0.00	148.79
018	9120	PRINCIPAL - CN	11,920.41		0.00	0.00	1,162.95	3,297.64	8,622.77	6,985.88	1,636.89
018	9122	CANAVAN SCHOOL STORE	586.69		0.00	0.00	0.00	0.00	586.69	0.00	586.69
018	9123	BOOK FAIR - CANAVAN	24,105.28		4,900.30	4,919.30	0.00	0.00	29,024.58	0.00	29,024.58
018	9130	PRINCIPAL - FN	38,309.42		40.00	1,080.00	1,306.54	4,264.24	35,125.18	6,619.06	28,506.12
018	9133	BOOK FAIR - FENN	1,621.91		21.25	74.49	0.00	0.00	1,696.40	250.00	1,446.40
018	9135	MEDINA SKI TEAM	474.67		0.00	0.00	0.00	0.00	474.67	0.00	474.67
018	9140	PRINCIPAL'S FUND - HE	41,665.15		0.00	0.00	0.00	0.00	41,665.15	0.00	41,665.15
018	9143	HERITAGE MEDIA CENTER	2,226.35		0.00	0.00	0.00	0.00	2,226.35	0.00	2,226.35
018	9160	PRINCIPAL'S FUND - BL	38,696.84		409.75	559.75	573.00	7,128.62	32,127.97	2,934.54	29,193.43

POWERSCHOOL
 DATE: 11/13/2024
 TIME: 11:41:56
 SELECTION CRITERIA : ALL

MEDINA CITY SCHOOLS
 OH Cash Position Report

PAGE NUMBER: 5

ACCOUNTING PERIOD : 4/25

FUND	SCC	DESCRIPTION BEGIN BALANCE	MTD RECEIPTS	FYTD RECEIPTS	MTD EXPENDITURES	FYTD EXPENDITURES	CURRENT FUND BALANCE	CURRENT ENCUMBRANCE	UNENCUMBERED FUND BALANCE
018	9161	PBIS - BLAKE 1,598.50	0.00	0.00	0.00	1,598.50	0.00	0.00	0.00
018	9163	BLAKE MEDIA CENTER 13,354.69	15.00	18.95	0.00	50.00	13,323.64	400.00	12,923.64
018	9170	PRINCIPALS FUND - WA 68,032.41	18.00	585.85	3,795.59	7,193.53	61,424.73	9,178.59	52,246.14
018	9171	WAITE SCHOOL STORE 151.73	130.00	130.00	0.00	0.00	281.73	300.00	-18.27
018	9173	MEDIA CENTER WA 5,324.43	0.00	0.00	0.00	0.00	5,324.43	0.00	5,324.43
018	9180	PRINCIPALS FUND NO 53,059.68	1,265.00	1,265.00	128.01	2,495.90	51,828.78	6,871.60	44,957.18
018	9183	MEDIA CENTER NO 4,135.77	0.00	2,729.36	0.00	0.00	6,865.13	0.00	6,865.13
018	9200	PRINCIPAL'S FUND - CL 43,095.71	330.35	401.60	287.50	1,846.67	41,650.64	5,803.50	35,847.14
018	9203	CL MEDIA CENTER 5,781.82	26.00	48.99	0.00	0.00	5,830.81	3,200.00	2,630.81
018	9210	PRINCIPAL'S FUND - RT 32,610.44	0.00	2,500.00	1,019.82	1,679.03	33,431.41	17,580.85	15,850.56
018	9211	ROOT M.S. MEDIA CENTER 10,892.80	-6.00	6.99	0.00	50.00	10,849.79	0.00	10,849.79
018	9300	PRINCIPAL'S FUND - HS 20,431.99	8,544.65	12,503.05	4,789.81	7,836.86	25,098.18	20,676.25	4,421.93
018	9301	MEDIA CENTER FUND 1,618.45	0.00	28.00	-0.01	-33.91	1,680.36	0.00	1,680.36
018	9302	SPECIAL FUNDRAISER - HS 29,909.37	0.00	0.00	0.00	0.00	29,909.37	29,000.00	909.37
018	9303	PERFORMING ARTS 235,704.58	4,093.00	13,802.00	27.48	20,694.20	228,812.38	99,598.21	129,214.17
018	9304	BUZZ 28,933.95	2,627.40	4,275.20	2,633.96	2,921.43	30,287.72	23,328.57	6,959.15
018	9305	FLEXIBLE CREDIT FUND 8,434.56	0.00	50.00	0.00	0.00	8,484.56	0.00	8,484.56
018	9306	FEED THE BEES 7,224.75	0.00	0.00	888.20	888.20	6,336.55	4,411.80	1,924.75
018	9307	MHS LOCAL GRANTS -1,183.49	0.00	0.00	0.00	0.00	-1,183.49	5,500.00	-6,683.49
018	9308	MHS HOPE SQUAD 2,859.80	0.00	0.00	345.42	345.42	2,514.38	2,654.58	-140.20

POWERSCHOOL
DATE: 11/13/2024
TIME: 11:41:56
SELECTION CRITERIA : ALL

MEDINA CITY SCHOOLS
OH Cash Position Report

PAGE NUMBER: 6

ACCOUNTING PERIOD : 4/25

FUND	SCC	DESCRIPTION	BEGIN	BALANCE	MTD RECEIPTS	FYTD RECEIPTS	MTD EXPENDITURES	FYTD EXPENDITURES	CURRENT FUND BALANCE	CURRENT ENCUMBRANCE	UNENCUMBERED FUND BALANCE
018	9403	PRINCIPAL FUND -PRESCHOOL	229.50		160.00	160.00	0.00	0.00	389.50	1,200.00	-810.50
018	9884	FACILITY RENTAL	86,055.82	0.00	0.00	0.00	0.00	0.00	86,055.82	0.00	86,055.82
018	9900	INSERVICE - CENTRAL	3,702.01	0.00	0.00	0.00	0.00	0.00	3,702.01	0.00	3,702.01
018	9901	PUBLIC SCH SUPPORT - INST	1,743.89	0.00	0.00	0.00	0.00	0.00	1,743.89	0.00	1,743.89
018	9902	INSERVICE - SUPER	11,224.52	0.00	0.00	0.00	0.00	0.00	11,224.52	0.00	11,224.52
018	9903	BOARD/STUDENT DEVELOPMENT	2,800.00	0.00	0.00	0.00	0.00	0.00	2,800.00	0.00	2,800.00
018	9904	WELLNESS FUND	502.00	0.00	0.00	0.00	0.00	0.00	502.00	0.00	502.00
018	9905	PUBLIC SCH SUPT/STUD SERV	51,248.39	0.00	0.00	0.00	0.00	0.00	51,248.39	0.00	51,248.39
018	9906	COMMUNICA-PUBLIC SCH SUP	675.90	0.00	0.00	0.00	0.00	0.00	675.90	0.00	675.90
018	9907	STEAM - SUMMER ENRICHMENT	5,374.82	0.00	0.00	0.00	0.00	0.00	5,374.82	0.00	5,374.82
018	9908	GRANT US HOPE	-317.00	0.00	0.00	0.00	0.00	0.00	-317.00	0.00	-317.00
018	9910	MAINTENANCE DEPARTMENT	3,902.36	0.00	0.00	0.00	0.00	0.00	3,902.36	0.00	3,902.36
018	9915	BIKE TO SCHOOL	992.74	0.00	0.00	0.00	0.00	0.00	992.74	0.00	992.74
018	9916	SPIRIT NIGHT	3,945.76	0.00	1,750.00	25.02	3,211.85	2,483.91	338.90	2,145.01	
018	9917	HALL OF FAME	2,235.05	0.00	0.00	0.00	500.00	1,735.05	0.00	1,735.05	
018	9918	SPOTLIGHT ON STUDENTS	904.91	0.00	0.00	0.00	0.00	904.91	0.00	904.91	
018	9919	STUDENT ART SHOW	527.00	0.00	0.00	0.00	0.00	527.00	0.00	527.00	
018	9920	TRSP FUND	1,514.98	0.00	0.00	0.00	0.00	1,514.98	350.00	1,164.98	
018	9922	AMERICAN HEART GRANT	1,000.00	0.00	0.00	0.00	0.00	1,000.00	0.00	1,000.00	
018	9930	RESOURCE CONNECTION	1,500.00	0.00	0.00	0.00	0.00	1,500.00	0.00	1,500.00	

POWERSCHOOL
DATE: 11/13/2024
TIME: 11:41:56
SELECTION CRITERIA : ALL

MEDINA CITY SCHOOLS
OH Cash Position Report

PAGE NUMBER: 7

ACCOUNTING PERIOD : 4/25

FUND	SCC	DESCRIPTION	BEGIN BALANCE	MTD RECEIPTS	FYTD RECEIPTS	MTD EXPENDITURES	FYTD EXPENDITURES	CURRENT FUND BALANCE	CURRENT ENCUMBRANCE	UNENCUMBERED FUND BALANCE
<hr/>										
<hr/>										
Total For Fund	018:									
			918,698.60	22,578.92	46,892.75	16,983.29	65,627.99	899,963.36	247,801.37	652,161.99
<hr/>										
019	9000	ADAMH GRANT								
		240.00	0.00	0.00	0.00	0.00	240.00	0.00	240.00	
019	9018	LOWE'S LIGHT UP GA FY08								
		48.08	0.00	0.00	0.00	0.00	48.08	0.00	48.08	
019	9020	RIF PROGRAM GRANT - NO								
		400.73	0.00	0.00	0.00	0.00	400.73	0.00	400.73	
019	9021	JENNINGS - B - BRYNIARSKI								
		0.82	0.00	0.00	0.00	0.00	0.82	0.00	0.82	
019	9023	PUB EDU LEADERSHIP COM GT								
		0.01	0.00	0.00	0.00	0.00	0.01	0.00	0.01	
019	9029	M H J GRANT/ZAVESKY/FY09								
		6.82	0.00	0.00	0.00	0.00	6.82	0.00	6.82	
019	9030	PERF BASD ASSMENT GT FY10								
		79.76	0.00	0.00	0.00	0.00	79.76	0.00	79.76	
019	9031	PBA FY11								
		256.96	0.00	0.00	0.00	0.00	256.96	0.00	256.96	
019	9113	ACS-HACH CHEM GT - HAMMAN								
		96.34	0.00	0.00	0.00	0.00	96.34	0.00	96.34	
019	9121	ADAMH GRANT								
		33,855.00	0.00	6,000.00	1,133.00	1,545.00	38,310.00	1,242.50	37,067.50	
019	9180	PPG INNOV CLASSRM GT-NO								
		15.31	0.00	0.00	0.00	0.00	15.31	0.00	15.31	
019	9181	FIRST ENERGY GRANT								
		0.16	0.00	0.00	0.00	0.00	0.16	0.00	0.16	
019	9213	VIDEO CLUB GRANT - MHS								
		2.82	0.00	0.00	0.00	0.00	2.82	0.00	2.82	
019	9301	PPG GRANT - ROBOTICS								
		9.07	0.00	0.00	0.00	0.00	9.07	0.00	9.07	
019	9313	JENNINGS - NOP - MILLER								
		13.86	0.00	0.00	0.00	0.00	13.86	0.00	13.86	
019	9413	3M AND OTHER GRANT								
		152.03	0.00	0.00	0.00	0.00	152.03	0.00	152.03	
019	9513	NEA STUDENT ACHIEVE GT								
		191.88	0.00	0.00	0.00	0.00	191.88	0.00	191.88	

ACCOUNTING PERIOD : 4/25

MEDINA CITY SCHOOLS OH Cash Position Report

PAGE NUMBER: 8

FUND	SCC	DESCRIPTION	BEGIN	BALANCE	MTD RECEIPTS	FYTD RECEIPTS	MTD EXPENDITURES	FYTD EXPENDITURES	CURRENT FUND BALANCE	CURRENT ENCUMBRANCE	UNENCUMBERED FUND BALANCE
019	9715	FUEL UP - BLAKE	23.82		0.00	0.00	0.00	0.00	23.82	0.00	23.82
019	9920	M H J SUPPORT STUGGLING	1,000.00		0.00	0.00	0.00	0.00	1,000.00	0.00	1,000.00

Total For Fund	019:		36,393.47		0.00	6,000.00	1,133.00	1,545.00	40,848.47	1,242.50	39,605.97
020	9001	TRANSPORTATION ENTERPRISE	170,790.31		0.00	4,704.96	845.84	4,749.29	170,745.98	6,694.49	164,051.49

Total For Fund	020:		170,790.31		0.00	4,704.96	845.84	4,749.29	170,745.98	6,694.49	164,051.49
022	9000	UNCLAIMED FUNDS	70,496.63		0.00	-20.00	70.00	70.00	70,406.63	4,930.00	65,476.63
022	9093	DIVERSION PROG ADAMHS BD	1,000.00		0.00	0.00	0.00	0.00	1,000.00	0.00	1,000.00
022	9094	DIVERSION PROG ADAMHS BD	1,000.00		0.00	0.00	0.00	0.00	1,000.00	0.00	1,000.00
022	9300	OH HS ATH ASSOC FUND	15,548.46		3,885.00	3,933.00	48.00	6,656.34	12,825.12	0.00	12,825.12

Total For Fund	022:		88,045.09		3,885.00	3,913.00	118.00	6,726.34	85,231.75	4,930.00	80,301.75
024	9001	MED AND DRUG/SELF INS	3,282,692.33		974,152.71	3,945,320.23	1,121,339.81	4,730,518.88	2,497,493.68	2,310,298.25	187,195.43
024	9002	DENT SELF INS	735,597.04		58,079.34	236,212.01	54,782.24	236,281.47	735,527.58	155,217.76	580,309.82
024	9094	FLEX PRO	77,284.53		28,369.14	28,369.14	33,854.88	69,930.62	35,723.05	57,569.38	-21,846.33

POWERSCHOOL
 DATE: 11/13/2024
 TIME: 11:41:56
 SELECTION CRITERIA : ALL

MEDINA CITY SCHOOLS
 OH Cash Position Report

PAGE NUMBER: 9

ACCOUNTING PERIOD : 4/25

FUND	SCC	DESCRIPTION	BEGIN BALANCE	MTD RECEIPTS	FYTD RECEIPTS	MTD EXPENDITURES	FYTD EXPENDITURES	CURRENT FUND BALANCE	CURRENT ENCUMBRANCE	UNENCUMBERED FUND BALANCE

Total For Fund	024:									
			4,095,573.90	1,060,601.19	4,209,901.38	1,209,976.93	5,036,730.97	3,268,744.31	2,523,085.39	745,658.92
027	0000	WORK COMP-SELF INS	437,903.21	13,160.67	58,485.49	16,775.93	61,226.56	435,162.14	106,024.07	329,138.07

Total For Fund	027:									
			437,903.21	13,160.67	58,485.49	16,775.93	61,226.56	435,162.14	106,024.07	329,138.07
071	9013	SALES TAX P I	4,633,927.93	1,134,639.28	2,158,787.06	715,093.48	1,311,470.33	5,481,244.66	336,052.00	5,145,192.66

Total For Fund	071:									
			4,633,927.93	1,134,639.28	2,158,787.06	715,093.48	1,311,470.33	5,481,244.66	336,052.00	5,145,192.66
200	9110	GA STUD COUN/K-KIDS CLUB	22.02	0.14	0.46	0.00	0.00	22.48	143.26	-120.78
200	9121	CN STUDENT COUNCIL	1,535.54	9.89	32.36	0.00	0.00	1,567.90	0.00	1,567.90
200	9134	FN STUDENT BUSINESS	10.50	0.07	0.22	0.00	0.00	10.72	0.00	10.72
200	9140	HE STUDENT COUNCIL	182.70	1.18	3.85	0.00	0.00	186.55	0.00	186.55
200	9184	NO STUDENT COUNCIL	58.47	0.38	1.24	0.00	0.00	59.71	0.00	59.71
200	9185	NO K-KIDS KIWANIS CLUB	12,781.09	82.36	269.45	0.00	0.00	13,050.54	0.00	13,050.54
200	9201	ROBOTICS CLUB CL	511.52	3.30	10.79	0.00	0.00	522.31	0.00	522.31
200	9202	CL STUDENT COUNCIL	5,356.87	34.52	112.94	103.77	103.77	5,366.04	0.00	5,366.04
200	9204	CL CHEERLEADERS	587.02	3.78	12.37	0.00	0.00	599.39	0.00	599.39
200	9205	CL BUILDERS CLUB	4,036.34	26.01	85.10	0.00	0.00	4,121.44	0.00	4,121.44

POWERSCHOOL
 DATE: 11/13/2024
 TIME: 11:41:56
 SELECTION CRITERIA : ALL

MEDINA CITY SCHOOLS
 OH Cash Position Report

PAGE NUMBER: 10

ACCOUNTING PERIOD : 4/25

FUND	SCC	DESCRIPTION BEGIN BALANCE	MTD RECEIPTS	FYTD RECEIPTS	MTD EXPENDITURES	FYTD EXPENDITURES	CURRENT FUND BALANCE	CURRENT ENCUMBRANCE	UNENCUMBERED FUND BALANCE
<hr/>									
200	9209	CL DRAMA CLUB 39,907.94	257.15	841.32	0.00	0.00	40,749.26	1,200.00	39,549.26
200	9251	ROBOTICS CLUB RT 322.78	2.08	6.80	0.00	0.00	329.58	192.41	137.17
200	9253	RT BUILDERS' CLUB 7,072.60	45.57	149.10	0.00	0.00	7,221.70	2,000.00	5,221.70
200	9254	RT HONORS ACADEMY 8,314.84	473.58	595.30	385.00	385.00	8,525.14	3,615.00	4,910.14
200	9256	RT DRAMA CLUB 5,915.91	38.12	124.72	0.00	0.00	6,040.63	3,250.00	2,790.63
200	9258	RT STUD COUNCIL 7,619.60	674.10	785.64	0.00	0.00	8,405.24	1,832.44	6,572.80
200	9301	YG AMERICANS FOR FREEDOM 0.21	0.00	0.00	0.00	0.00	0.21	0.00	0.21
200	9302	ART CLUB 1,269.14	308.18	326.76	0.00	0.00	1,595.90	1,250.00	345.90
200	9303	CULTURAL EXPLORATION 220.16	1.42	4.64	0.00	0.00	224.80	320.00	-95.20
200	9304	CAREER ASSOCIATION 0.37	0.00	0.00	0.00	0.00	0.37	0.00	0.37
200	9305	CHEMCLUB 2.38	0.02	0.05	0.00	0.00	2.43	0.00	2.43
200	9307	VOCAL 38,467.99	1,595.55	12,814.32	4,902.98	9,152.98	42,129.33	45,097.02	-2,967.69
200	9309	IMPROV CLUB 646.69	4.17	13.63	0.00	0.00	660.32	1,650.00	-989.68
200	9310	D E P - NAT'L GERMAN HON 0.45	0.00	0.00	0.00	0.00	0.45	0.00	0.45
200	9312	DRAMA CLUB 18,158.33	615.00	1,647.19	1,351.51	4,716.71	15,088.81	15,283.29	-194.48
200	9314	MEDINA OUTDOORS CLUB 652.40	4.78	104.87	236.14	236.14	521.13	213.86	307.27
200	9315	FELLOWSHIP OF CHRISTIAN ATH 377.59	2.43	7.95	0.00	0.00	385.54	470.00	-84.46
200	9318	GIRLS LEADERSHIP CLUB 7,888.07	50.83	166.29	0.00	0.00	8,054.36	8,200.00	-145.64
200	9321	KEY CLUB 62,832.58	1,755.06	2,704.99	0.00	0.00	65,537.57	19,994.93	45,542.64
200	9323	MEDINAMITE 1,424.78	9.18	30.04	0.00	0.00	1,454.82	1,600.00	-145.18

POWERSCHOOL
DATE: 11/13/2024
TIME: 11:41:56
SELECTION CRITERIA : ALL

MEDINA CITY SCHOOLS
OH Cash Position Report

PAGE NUMBER: 11

ACCOUNTING PERIOD : 4/25

FUND	SCC	DESCRIPTION BEGIN BALANCE	MTD RECEIPTS	FYTD RECEIPTS	MTD EXPENDITURES	FYTD EXPENDITURES	CURRENT FUND BALANCE	CURRENT ENCUMBRANCE	UNENCUMBERED FUND BALANCE

200	9324	MEDINIAN 81,249.27	824.07	2,097.70	10,000.00	17,873.85	65,473.12	2,126.15	63,346.97
200	9325	MHS BAND 15,254.06	98.29	321.58	0.00	0.00	15,575.64	22,000.00	-6,424.36
200	9326	NATIONAL HONOR SOCIETY 16,106.06	103.84	348.71	0.00	0.00	16,454.77	5,000.00	11,454.77
200	9327	ORCHESTRA 51,236.49	333.85	1,085.28	0.00	600.00	51,721.77	2,400.00	49,321.77
200	9330	SCIENCE OLYMPIAD CLUB 3,421.06	21.09	70.26	51.44	200.00	3,291.32	3,051.44	239.88
200	9331	SKI CLUB 3.55	0.02	0.07	0.00	0.00	3.62	0.00	3.62
200	9332	SPANISH CLUB 14,554.58	1,893.78	2,106.84	540.72	540.72	16,120.70	7,459.28	8,661.42
200	9333	STUDENT COUNCIL 52,319.90	1,307.98	2,094.41	20,860.85	22,186.86	32,227.45	48,010.64	-15,783.19
200	9335	LATIN CLUB 7,109.78	45.81	149.88	0.00	0.00	7,259.66	5,000.00	2,259.66
200	9336	FRENCH CLUB 168.60	277.36	481.04	0.00	0.00	649.64	764.18	-114.54
200	9337	AMERICAN SIGN LANGUAGE 271.68	1.85	20.92	0.00	0.00	292.60	570.00	-277.40
200	9339	SPEECH/DEBATE CLUB 1,568.83	12,031.97	20,818.30	224.99	349.99	22,037.14	16,650.01	5,387.13
200	9340	O.C.O.M. 1,322.06	1,067.68	1,086.23	0.00	131.97	2,276.32	3,868.03	-1,591.71
200	9346	PENGUIN BOWL/NOSB 133.80	0.86	2.83	0.00	0.00	136.63	135.00	1.63
200	9350	TECHNOLOGY CLUB 127.36	534.82	536.68	464.17	464.17	199.87	1,035.83	-835.96
200	9352	VIDEO CLUB - SR HI 8,179.86	53.03	223.29	0.00	0.00	8,403.15	7,500.00	903.15
200	9353	CHINESE CLUB 1,217.29	7.84	25.66	0.00	0.00	1,242.95	1,205.00	37.95
200	9355	GENDER AND SEXUALITY ALLI 599.09	3.86	12.63	0.00	0.00	611.72	600.00	11.72
200	9380	V O F T 18,402.50	82.81	388.58	0.00	0.00	18,791.08	5,000.00	13,791.08
200	9421	CLASS OF 2021 2.13	0.00	0.00	0.00	151.50	-149.37	0.00	-149.37

POWERSCHOOL
DATE: 11/13/2024
TIME: 11:41:56
SELECTION CRITERIA : ALL

MEDINA CITY SCHOOLS
OH Cash Position Report

PAGE NUMBER: 12

ACCOUNTING PERIOD : 4/25

FUND	SCC	DESCRIPTION BEGIN BALANCE	MTD RECEIPTS	FYTD RECEIPTS	MTD EXPENDITURES	FYTD EXPENDITURES	CURRENT FUND BALANCE	CURRENT ENCUMBRANCE	UNENCUMBERED FUND BALANCE
200	9422	CLASS OF 2022 111.57	0.00	0.00	0.00	0.00	111.57	0.00	111.57
200	9423	CLASS OF 2023 1,769.54	0.00	0.00	0.00	1,518.75	250.79	0.00	250.79
200	9424	CLASS OF 2024 1,597.35	0.00	0.00	0.00	636.74	960.61	0.00	960.61
200	9425	CLASS OF 2025 6,015.12	1,996.58	2,128.46	786.81	858.37	7,285.21	5,784.99	1,500.22
200	9426	CLASS OF 2026 3,598.64	224.49	597.11	325.25	361.80	3,833.95	73,254.45	-69,420.50
200	9427	CLASS OF 2027 1,431.20	9.22	30.17	0.00	0.00	1,461.37	2,500.00	-1,038.63
200	9428	CLASS OF 2028 0.00	0.00	0.00	10.78	10.78	-10.78	2,489.22	-2,500.00
200	9999	STUD ACTIV FD WAGES/BENE 0.01	0.00	0.00	0.00	0.00	0.01	0.00	0.01
<hr/>									
Total For Fund	200:	513,948.26	26,919.95	55,479.02	40,244.41	60,480.10	508,947.18	322,716.43	186,230.75
300	3000	ATHLETIC FUND 296,392.86	0.00	0.00	25,110.44	205,528.48	90,864.38	76,798.67	14,065.71
300	3001	ATHLETICS OTH 15,510.00	3,024.08	26,071.59	0.00	0.00	41,581.59	0.00	41,581.59
300	3007	ATH BOYS CC 750.00	9,375.00	10,125.00	0.00	0.00	10,875.00	0.00	10,875.00
300	3008	ATH HS FOOTBALL 0.00	41,448.51	95,328.17	0.00	0.00	95,328.17	0.00	95,328.17
300	3012	ATH BOYS SOCCER 0.00	2,989.96	11,774.96	0.00	0.00	11,774.96	0.00	11,774.96
300	3013	ATH GIRLS SOCCER 0.00	3,025.45	9,475.92	0.00	0.00	9,475.92	0.00	9,475.92
300	3016	ATH GIRLS TRACK 0.00	0.00	250.00	0.00	0.00	250.00	0.00	250.00
300	3017	ATH GIRLS VBALL 0.00	3,430.00	12,941.63	0.00	0.00	12,941.63	0.00	12,941.63
300	3018	ATH WRESTLING 0.00	425.00	425.00	0.00	0.00	425.00	0.00	425.00

POWERSCHOOL
 DATE: 11/13/2024
 TIME: 11:41:56
 SELECTION CRITERIA : ALL

MEDINA CITY SCHOOLS
 OH Cash Position Report

PAGE NUMBER: 13

ACCOUNTING PERIOD : 4/25

FUND	SCC	DESCRIPTION	BEGIN	MTD RECEIPTS	FYTD RECEIPTS	MTD EXPENDITURES	FYTD EXPENDITURES	CURRENT FUND BALANCE	CURRENT ENCUMBRANCE	UNENCUMBERED FUND BALANCE
300	9110	GARFIELD FIELD TRIPS								
		5,976.61	0.00	0.00	0.00	-234.46	6,211.07	0.00	6,211.07	
300	9120	CANAVAN FIELD TRIP								
		0.00	2,986.00	4,516.00	0.00	3,013.69	1,502.31	2,935.00	-1,432.69	
300	9121	WORLD WATCHER'S CLUB								
		7,362.04	0.00	0.00	0.00	0.00	7,362.04	0.00	7,362.04	
300	9130	FENN FIELD TRIPS								
		407.00	3,795.00	3,795.00	0.00	2,887.50	1,314.50	2,887.50	-1,573.00	
300	9140	HERITAGE FIELD TRIPS								
		648.14	0.00	0.00	0.00	0.00	648.14	0.00	648.14	
300	9160	BLAKE FIELD TRIPS								
		432.46	0.00	0.00	0.00	0.00	432.46	0.00	432.46	
300	9170	WAITE FIELD TRIPS								
		1,192.00	450.00	6,975.00	4,510.00	6,760.00	1,407.00	672.00	735.00	
300	9180	NORTHROP FIELD TRIPS								
		745.70	3,715.00	3,715.00	920.00	3,597.29	863.41	4,500.00	-3,636.59	
300	9201	CL BAND FUND								
		14,703.40	664.00	664.00	605.00	1,341.47	14,025.93	16,658.53	-2,632.60	
300	9202	CL ORCHESTRA FD.								
		258.00	0.00	0.00	0.00	0.00	258.00	0.00	258.00	
300	9203	CL LIBRARY								
		370.00	0.00	0.00	0.00	0.00	370.00	0.00	370.00	
300	9204	CL CHOIR FUND								
		634.10	0.00	0.00	0.00	0.00	634.10	0.00	634.10	
300	9208	DC AND OTHER TRIPS								
		2,928.32	-560.00	91,840.00	111,993.00	111,993.00	-17,224.68	32,491.00	-49,715.68	
300	9250	RT BAND FUND								
		11,394.96	274.00	374.00	495.00	975.00	10,793.96	9,005.00	1,788.96	
300	9251	RT ORCHESTRA FUND								
		1,246.65	0.00	0.00	0.00	0.00	1,246.65	0.00	1,246.65	
300	9252	RT CHOIR FUND								
		3,270.15	0.00	0.00	0.00	0.00	3,270.15	0.00	3,270.15	
300	9253	RT BEEHIVE								
		2,558.75	180.00	363.25	0.00	150.00	2,772.00	1,125.94	1,646.06	
300	9254	ZEN DEN RT								
		1,154.95	0.00	0.00	0.00	0.00	1,154.95	1,924.37	-769.42	
300	9258	RT DIST SUPER ACTIV								
		1,578.52	-6,693.00	102,623.00	105,800.00	105,800.00	-1,598.48	55,607.24	-57,205.72	
300	9302	MENS VOLLEYBALL								
		10,635.15	0.00	0.00	0.00	0.00	10,635.15	0.00	10,635.15	

POWERSCHOOL
DATE: 11/13/2024
TIME: 11:41:56
SELECTION CRITERIA : ALL

MEDINA CITY SCHOOLS
OH Cash Position Report

PAGE NUMBER: 14

ACCOUNTING PERIOD : 4/25

FUND	SCC	DESCRIPTION BEGIN BALANCE	MTD RECEIPTS	FYTD RECEIPTS	MTD EXPENDITURES	FYTD EXPENDITURES	CURRENT FUND BALANCE	CURRENT ENCUMBRANCE	UNENCUMBERED FUND BALANCE
300	9303	HUDDLE/SHUDDLE 1,331.86	1,998.00	5,491.00	242.78	242.78	6,580.08	2,457.22	4,122.86
300	9304	LINK CREW 5,143.35	6,187.50	12,080.50	0.00	2,173.57	15,050.28	7,726.43	7,323.85
300	9313	MUSICAL 23,722.04	0.00	0.00	0.00	0.00	23,722.04	24,000.00	-277.96
300	9325	MHS BAND TRIP 7,171.20	0.00	0.00	0.00	0.00	7,171.20	0.00	7,171.20
300	9334	BEEHIVE CAFE 17,857.50	0.00	0.00	0.00	0.00	17,857.50	2,000.00	15,857.50
300	9390	GLOBAL TRIPS 375.00	0.00	0.00	0.00	0.00	375.00	9,000.00	-8,625.00
300	9403	PRESCHOOL TRIP 95.00	-20.00	2,960.00	2,800.00	2,800.00	255.00	0.00	255.00
300	9410	SPARKLE CHEERLEADING 6,060.18	0.00	0.00	670.69	775.58	5,284.60	3,224.42	2,060.18
<hr/>									
Total For Fund	300:	441,905.89	76,694.50	401,789.02	253,146.91	447,803.90	395,891.01	253,013.32	142,877.69
401	9014	ST FRANCIS AUXILIARY 36,384.56	0.00	121.15	13,358.29	20,183.08	16,322.63	0.00	16,322.63
401	9015	ST. FRANCIS AUX FY25 0.00	396.69	85,909.80	25,220.41	48,269.01	37,640.79	50,749.76	-13,108.97
401	9017	AUX ST FRANCIS 37.41	0.00	0.00	0.00	0.00	37.41	0.00	37.41
401	9024	NURTURY AUXILIARY 7,932.93	0.00	29.11	616.02	616.02	7,346.02	492.40	6,853.62
401	9025	NURTURY AUX FY25 0.00	24.66	3,907.73	0.00	0.00	3,907.73	940.00	2,967.73
401	9027	AUX FUNDS NURTURY 72.90	0.00	0.00	0.00	0.00	72.90	0.00	72.90
401	9034	MCS AUXILIARY 43,736.77	0.00	155.72	18,998.53	20,696.36	23,196.13	73,568.37	-50,372.24
401	9035	MCA AUXILIARY FY25 0.00	0.00	122,028.55	23,167.01	213,919.02	-91,890.47	115,334.31	-207,224.78
401	9066	SM WONDERS 1,644.12	0.00	0.00	0.00	0.00	1,644.12	0.00	1,644.12

POWERSCHOOL
DATE: 11/13/2024
TIME: 11:41:56
SELECTION CRITERIA : ALL

MEDINA CITY SCHOOLS
OH Cash Position Report

ACCOUNTING PERIOD : 4/25

FUND	SCC	DESCRIPTION	BEGIN	MTD	FYTD	MTD	FYTD	CURRENT	CURRENT	UNENCUMBERED
			BALANCE	RECEIPTS	RECEIPTS	EXPENDITURES	EXPENDITURES	FUND BALANCE	ENCUMBRANCE	FUND BALANCE

Total For Fund	401:									
		89,808.69	421.35	212,152.06	81,360.26	303,683.49	-1,722.74	241,084.84	-242,807.58	
432	9097	MANAGE INFO SYS								
		0.80	0.00	0.00	0.00	0.00	0.80	0.00	0.80	

Total For Fund	432:									
		0.80	0.00	0.00	0.00	0.00	0.80	0.00	0.80	
450	9008	SCHOOLNET PLUS FY2008								
		1.00	0.00	0.00	0.00	0.00	1.00	0.00	1.00	

Total For Fund	450:									
		1.00	0.00	0.00	0.00	0.00	1.00	0.00	1.00	
451	9012	CONNECTIVITY								
		48,355.33	9,000.00	9,000.00	0.00	0.00	57,355.33	0.00	57,355.33	

Total For Fund	451:									
		48,355.33	9,000.00	9,000.00	0.00	0.00	57,355.33	0.00	57,355.33	
452	9008	SCHOOLNET PD FY08								
		66.15	0.00	0.00	0.00	0.00	66.15	0.00	66.15	

Total For Fund	452:									
		66.15	0.00	0.00	0.00	0.00	66.15	0.00	66.15	
467	9021	STUD WELLNESS AND SUCCESS								
		618.49	0.00	0.00	0.00	0.00	618.49	0.00	618.49	

POWERSCHOOL
DATE: 11/13/2024
TIME: 11:41:56
SELECTION CRITERIA : ALL

MEDINA CITY SCHOOLS
OH Cash Position Report

PAGE NUMBER: 16

ACCOUNTING PERIOD : 4/25

FUND	SCC	DESCRIPTION	BEGIN BALANCE	MTD RECEIPTS	FYTD RECEIPTS	MTD EXPENDITURES	FYTD EXPENDITURES	CURRENT FUND BALANCE	CURRENT ENCUMBRANCE	UNENCUMBERED FUND BALANCE
<hr/>										
<hr/>										
Total For Fund	467:		618.49	0.00	0.00	0.00	0.00	618.49	0.00	618.49
499	9012	INTERN PSYCH FY12	45.81	0.00	0.00	0.00	0.00	45.81	0.00	45.81
499	9013	INTERN PSYCH FY13	39.97	0.00	0.00	0.00	0.00	39.97	0.00	39.97
499	9014	INTERN PSYCH FY24	-69.00	6,557.08	6,557.08	0.00	3,068.31	3,419.77	0.00	3,419.77
499	9019	SCHOOL SAFETY	3,359.35	0.00	0.00	0.00	0.00	3,359.35	0.00	3,359.35
499	9024	LOCAL GOV INNOVATION FUND	7,750.00	0.00	0.00	0.00	0.00	7,750.00	0.00	7,750.00
499	9039	INTERN PSYCH GRANT FY09	2.20	0.00	0.00	0.00	0.00	2.20	0.00	2.20
499	9112	E-TECH BLENDED LEARNING	321.71	0.00	0.00	0.00	0.00	321.71	0.00	321.71
499	9224	AOG WELLNESS GRANT FY24	25,553.31	0.00	0.00	0.00	0.00	25,553.31	0.00	25,553.31
<hr/>										
Total For Fund	499:		37,003.35	6,557.08	6,557.08	0.00	3,068.31	40,492.12	0.00	40,492.12
506	9014	RES ED GRANT	950.00	0.00	0.00	0.00	0.00	950.00	0.00	950.00
<hr/>										
Total For Fund	506:		950.00	0.00	0.00	0.00	0.00	950.00	0.00	950.00
507	9022	ARP ESSER	164,374.24	0.00	0.00	0.00	0.00	164,374.24	0.00	164,374.24
507	9023	ARP STATE ACTIVITY SUP	322,498.00	413,789.18	413,789.18	35,844.16	621,670.87	114,616.31	19,889.51	94,726.80

POWERSCHOOL
DATE: 11/13/2024
TIME: 11:41:56
SELECTION CRITERIA : ALL

MEDINA CITY SCHOOLS
OH Cash Position Report

PAGE NUMBER: 17

ACCOUNTING PERIOD : 4/25

FUND	SCC	DESCRIPTION	BEGIN BALANCE	MTD RECEIPTS	FYTD RECEIPTS	MTD EXPENDITURES	FYTD EXPENDITURES	CURRENT FUND BALANCE	CURRENT ENCUMBRANCE	UNENCUMBERED FUND BALANCE
507	9024		761,236.60	904,900.40	904,900.40	623.88	619,561.24	1,046,575.76	1,113.66	1,045,462.10
507	9121	ESSER II	2,824.36	0.00	0.00	0.00	5,000.39	-2,176.03	0.00	-2,176.03
507	9222	ARP ESSER HOMELESS	-0.36	0.00	0.00	0.00	0.00	-0.36	0.00	-0.36

Total For Fund 507:			1,250,932.84	1,318,689.58	1,318,689.58	36,468.04	1,246,232.50	1,323,389.92	21,003.17	1,302,386.75
516	9015	TITLE VI-B	2,690.82	0.00	0.00	0.00	0.00	2,690.82	0.00	2,690.82
516	9016	TITLE VI-B	229.90	0.00	0.00	0.00	0.00	229.90	0.00	229.90
516	9021	TITLE VI-B	4.85	0.00	0.00	0.00	0.00	4.85	0.00	4.85
516	9024	TITLE VI-B	32,445.59	0.00	0.00	0.00	204,303.35	-171,857.76	0.00	-171,857.76
516	9025	FY25 TITLE VI-B	0.00	0.00	0.00	127,722.66	307,051.82	-307,051.82	54,847.62	-361,899.44

Total For Fund 516:			35,371.16	0.00	0.00	127,722.66	511,355.17	-475,984.01	54,847.62	-530,831.63
551	9120	TITLE III LEP	2,792.08	0.00	0.00	0.00	0.00	2,792.08	0.00	2,792.08
551	9122	TITLE III LEP	722.05	0.00	0.00	0.00	0.00	722.05	0.00	722.05
551	9123	TITLE III LEP	3,536.78	0.00	0.00	0.00	0.00	3,536.78	0.00	3,536.78
551	9124	TITLE III LEP FY24	-3,317.67	0.00	0.00	0.00	272.17	-3,589.84	0.00	-3,589.84

Total For Fund 551:			3,733.24	0.00	0.00	0.00	272.17	3,461.07	0.00	3,461.07

POWERSCHOOL
DATE: 11/13/2024
TIME: 11:41:56
SELECTION CRITERIA : ALL

MEDINA CITY SCHOOLS
OH Cash Position Report

PAGE NUMBER: 18

ACCOUNTING PERIOD : 4/25

FUND	SCC	DESCRIPTION BEGIN BALANCE	MTD RECEIPTS	FYTD RECEIPTS	MTD EXPENDITURES	FYTD EXPENDITURES	CURRENT FUND BALANCE	CURRENT ENCUMBRANCE	UNENCUMBERED FUND BALANCE

572	9024	TITLE I -62.66	0.00	0.00	0.00	60,729.37	-60,792.03	0.00	-60,792.03
572	9025	FY25 TITLE I 0.00	0.00	0.00	42,659.59	118,320.10	-118,320.10	5,574.37	-123,894.47
572	9116	TITLE I-D 2.83	0.00	0.00	0.00	0.00	2.83	0.00	2.83
572	9121	TITLE I-D -417.64	0.00	0.00	0.00	0.00	-417.64	0.00	-417.64
572	9122	TITLE I-D 72.63	0.00	0.00	0.00	0.00	72.63	0.00	72.63
572	9123	TITLE I-D -1,487.31	0.00	0.00	0.00	4,753.18	-6,240.49	0.00	-6,240.49
572	9124	TITLE I-D 34,620.25	0.00	0.00	0.00	35,008.15	-387.90	0.00	-387.90
572	9125	FY25 TITLE I-D 0.00	0.00	0.00	3,612.54	10,432.26	-10,432.26	2,569.37	-13,001.63

Total For Fund 572:		32,728.10	0.00	0.00	46,272.13	229,243.06	-196,514.96	8,143.74	-204,658.70
584	9023	TITLE IV-A -1.14	0.00	0.00	0.00	0.00	-1.14	0.00	-1.14
584	9024	TITLE IV-A 5,385.49	0.00	0.00	0.00	-2,126.41	7,511.90	0.00	7,511.90
584	9025	FY25 TITLE IV-A 0.00	0.00	0.00	2,134.09	5,764.97	-5,764.97	8,912.59	-14,677.56

Total For Fund 584:		5,384.35	0.00	0.00	2,134.09	3,638.56	1,745.79	8,912.59	-7,166.80
587	9023	EARLY CHILDHOOD -0.12	0.00	0.00	0.00	0.00	-0.12	0.00	-0.12
587	9024	EARLY CHILDHOOD 144.21	0.00	0.00	0.00	1,721.26	-1,577.05	0.00	-1,577.05

POWERSCHOOL
DATE: 11/13/2024
TIME: 11:41:56
SELECTION CRITERIA : ALL

MEDINA CITY SCHOOLS
OH Cash Position Report

ACCOUNTING PERIOD : 4/25

FUND	SCC	DESCRIPTION BEGIN BALANCE	MTD RECEIPTS	FYTD RECEIPTS	MTD EXPENDITURES	FYTD EXPENDITURES	CURRENT FUND BALANCE	CURRENT ENCUMBRANCE	UNENCUMBERED FUND BALANCE
587	9025	FY25 PRESCHOOL 0.00	0.00	0.00	427.57	6,018.78	-6,018.78	2,479.62	-8,498.40
587	9123	ARP IDEA EARLY ED 38.98	0.00	0.00	0.00	0.00	38.98	0.00	38.98
<hr/>									
Total For Fund	587:	183.07	0.00	0.00	427.57	7,740.04	-7,556.97	2,479.62	-10,036.59
<hr/>									
590	9022	TITLE II-A -2,370.59	0.00	0.00	0.00	0.00	-2,370.59	0.00	-2,370.59
590	9024	TITLE II-A 12,022.30	0.00	0.00	0.00	-4,615.07	16,637.37	407.37	16,230.00
590	9025	FY25 TITLE II-A 0.00	0.00	0.00	5,497.85	20,500.35	-20,500.35	40,196.94	-60,697.29
<hr/>									
Total For Fund	590:	9,651.71	0.00	0.00	5,497.85	15,885.28	-6,233.57	40,604.31	-46,837.88
<hr/>									
599	9022	NSLP EQUIP ASSIST 339.35	0.00	0.00	0.00	0.00	339.35	0.00	339.35
599	9023	OFCC SAFETY/SECURITY 33,980.50	0.00	0.00	0.00	33,304.17	676.33	686.33	-10.00
<hr/>									
Total For Fund	599:	34,319.85	0.00	0.00	0.00	33,304.17	1,015.68	686.33	329.35
<hr/>									
GRAND TOTALS:		53,606,980.87	6,708,292.50	46,397,937.88	10,643,591.83	41,077,224.77	58,927,693.98	14,428,821.93	44,498,872.05

POWERSCHOOL
DATE: 11/13/2024
TIME: 11:41:56
SELECTION CRITERIA : ALL

MEDINA CITY SCHOOLS
OH Cash Position Report

PAGE NUMBER: 20

ACCOUNTING PERIOD : 4/25

FUND	SCC	DESCRIPTION BEGIN BALANCE	MTD RECEIPTS	FYTD RECEIPTS	MTD EXPENDITURES	FYTD EXPENDITURES	CURRENT FUND BALANCE	CURRENT ENCUMBRANCE	UNENCUMBERED FUND BALANCE
001		22,341,858.69	2,443,461.74	31,687,558.34	6,687,659.82	26,740,191.17	27,289,225.86	3,561,971.70	23,727,254.16
002		3,647,415.85	42,648.14	1,744,988.14	24,855.77	24,855.77	5,367,548.22	5,650,905.75	-283,357.53
003		301,110.13	0.00	0.00	3,443.75	54,564.75	246,545.38	6,275.00	240,270.38
006		1,400,225.37	297,469.24	612,480.59	244,691.25	829,248.15	1,183,457.81	313,992.53	869,465.28
007		50,431.36	324.96	1,063.18	0.00	0.00	51,494.54	55,000.00	-3,505.46
008		886,917.88	0.00	456.49	0.00	0.00	887,374.37	51,300.00	836,074.37
009		180,915.59	49,846.45	213,186.47	14,175.13	106,953.23	287,148.83	179,901.18	107,247.65
014		593,410.10	119,855.00	254,384.12	139,957.43	490,549.37	357,244.85	128,130.50	229,114.35
016		11,318,401.11	81,539.45	3,391,469.15	974,608.29	3,480,079.10	11,229,791.16	302,023.48	10,927,767.68
018		918,698.60	22,578.92	46,892.75	16,983.29	65,627.99	899,963.36	247,801.37	652,161.99
019		36,393.47	0.00	6,000.00	1,133.00	1,545.00	40,848.47	1,242.50	39,605.97
020		170,790.31	0.00	4,704.96	845.84	4,749.29	170,745.98	6,694.49	164,051.49
022		88,045.09	3,885.00	3,913.00	118.00	6,726.34	85,231.75	4,930.00	80,301.75
024		4,095,573.90	1,060,601.19	4,209,901.38	1,209,976.93	5,036,730.97	3,268,744.31	2,523,085.39	745,658.92

POWERSCHOOL
DATE: 11/13/2024
TIME: 11:41:56
SELECTION CRITERIA : ALL

MEDINA CITY SCHOOLS
OH Cash Position Report

ACCOUNTING PERIOD : 4/25

FUND	SCC	DESCRIPTION BEGIN BALANCE	MTD RECEIPTS	FYTD RECEIPTS	MTD EXPENDITURES	FYTD EXPENDITURES	CURRENT FUND BALANCE	CURRENT ENCUMBRANCE	UNENCUMBERED FUND BALANCE
027		437,903.21	13,160.67	58,485.49	16,775.93	61,226.56	435,162.14	106,024.07	329,138.07
071		4,633,927.93	1,134,639.28	2,158,787.06	715,093.48	1,311,470.33	5,481,244.66	336,052.00	5,145,192.66
200		513,948.26	26,919.95	55,479.02	40,244.41	60,480.10	508,947.18	322,716.43	186,230.75
300		441,905.89	76,694.50	401,789.02	253,146.91	447,803.90	395,891.01	253,013.32	142,877.69
401		89,808.69	421.35	212,152.06	81,360.26	303,683.49	-1,722.74	241,084.84	-242,807.58
432		0.80	0.00	0.00	0.00	0.00	0.80	0.00	0.80
450		1.00	0.00	0.00	0.00	0.00	1.00	0.00	1.00
451		48,355.33	9,000.00	9,000.00	0.00	0.00	57,355.33	0.00	57,355.33
452		66.15	0.00	0.00	0.00	0.00	66.15	0.00	66.15
467		618.49	0.00	0.00	0.00	0.00	618.49	0.00	618.49
499		37,003.35	6,557.08	6,557.08	0.00	3,068.31	40,492.12	0.00	40,492.12
506		950.00	0.00	0.00	0.00	0.00	950.00	0.00	950.00
507		1,250,932.84	1,318,689.58	1,318,689.58	36,468.04	1,246,232.50	1,323,389.92	21,003.17	1,302,386.75
516		35,371.16	0.00	0.00	127,722.66	511,355.17	-475,984.01	54,847.62	-530,831.63

POWERSCHOOL
DATE: 11/13/2024
TIME: 11:41:56
SELECTION CRITERIA : ALL

MEDINA CITY SCHOOLS
OH Cash Position Report

ACCOUNTING PERIOD : 4/25

FUND	SCC	DESCRIPTION BEGIN BALANCE	MTD RECEIPTS	FYTD RECEIPTS	MTD EXPENDITURES	FYTD EXPENDITURES	CURRENT FUND BALANCE	CURRENT ENCUMBRANCE	UNENCUMBERED FUND BALANCE
551		3,733.24	0.00	0.00	0.00	272.17	3,461.07	0.00	3,461.07
572		32,728.10	0.00	0.00	46,272.13	229,243.06	-196,514.96	8,143.74	-204,658.70
584		5,384.35	0.00	0.00	2,134.09	3,638.56	1,745.79	8,912.59	-7,166.80
587		183.07	0.00	0.00	427.57	7,740.04	-7,556.97	2,479.62	-10,036.59
590		9,651.71	0.00	0.00	5,497.85	15,885.28	-6,233.57	40,604.31	-46,837.88
599		34,319.85	0.00	0.00	0.00	33,304.17	1,015.68	686.33	329.35
GRAND TOTALS:		53,606,980.87	6,708,292.50	46,397,937.88	10,643,591.83	41,077,224.77	58,927,693.98	14,428,821.93	44,498,872.05

Medina City Schools

Check Register For

October 2024

11/13/24

3:52 PM

Check Date	Check Number	Vendor Name	Transaction Amount
10/02/2024	V757813	MEMO - A&M ENDEAVORS LLC	\$54.95
10/02/2024 - Total			\$54.95
10/03/2024	V757940	MEMO - MEDICAL MUTUAL	\$51,498.38
10/03/2024 - Total			\$51,498.38
10/07/2024	V757727	MEMO - MEDICAL MUTUAL	\$173,299.68
10/07/2024 - Total			\$173,299.68
10/11/2024	1032199	KIDS FIRST	\$12.00
10/11/2024	1032200	MEDINA MUNICIPAL COURT	\$180.00
10/11/2024	1032201	OAPSE	\$4,037.14
10/11/2024	1032202	OEA FUND	\$158.00
10/11/2024	1032203	KEITH L RUCINSKI, CHAPTER 13 TRSTEE	\$1,249.85
10/11/2024	1032204	PEOPLE QUALIFIED COMMITTEE	\$15.41
10/11/2024	757600	ABECEDARIAN ABC, LLC	\$231.00
10/11/2024	757601	ADVANCE AUTO PARTS	\$190.66
10/11/2024	757602	AEP CONNECTIONS, LLC	\$109.00
10/11/2024	757603	ALISSA MACDONALD	\$60.00
10/11/2024	757604	AMERICAN LEGION POST 202	\$55.00
10/11/2024	757605	AMY/BARRY JARVIS	\$60.00
10/11/2024	757606	ANDREA/CLINT SNYDER	\$30.00
10/11/2024	757607	ANNA/DANIEL WHITE	\$30.00
10/11/2024	757608	APOLLO PEST CONTROL INC.	\$628.00
10/11/2024	757609	APPLE INC.	\$18,960.00
10/11/2024	757610	APPLE MOBILE LEASING INC	\$10,000.00
10/11/2024	757611	APPLIED INDUSTRIAL TECHNOLOGIES	\$359.99
10/11/2024	757612	ARMSTRONG UTILITIES INC.	\$780.77
10/11/2024	757613	BANNER SUPPLY COMPANY INC	\$140.00
10/11/2024	757614	BENJAMIN/TRACY PFAHL	\$60.00
10/11/2024	757615	BHUPINDER SINGH	\$30.00
10/11/2024	757616	BISHOP WATTERSON HIGH SCHOOL	\$300.00
10/11/2024	757617	BRIAN TONDRA	\$30.00
10/11/2024	757618	BUEHLER'S FRESH FOODS	\$106.88
10/11/2024	757619	BUZZARD TOOLS LLC	\$414.96
10/11/2024	757620	PEPSI CO BEVERAGE SALES LLC	\$419.54

Medina City Schools

Check Register For

October 2024

11/13/24

3:52 PM

Check Date	Check Number	Vendor Name	Transaction Amount
10/11/2024	757621	CHRISTIANE/JASON LOMORIELLO	\$30.00
10/11/2024	757622	CHRISTINA COLLINS	\$30.00
10/11/2024	757623	CHRISTOPHER COUNCIL	\$30.00
10/11/2024	757624	CITY OF MEDINA (WATER DEPT.)	\$14,553.38
10/11/2024	757625	CITY OF MEDINA (CIVIL SERVICE)	\$20,468.48
10/11/2024	757626	CLEVELAND PLUMBING SUPPLY CO.	\$935.52
10/11/2024	757627	CLEVELIN GUEVARA CRUZ	\$30.00
10/11/2024	757628	COCA COLA BOTTLING CO CSLDT	\$755.82
10/11/2024	757629	CONSTANCE RITTMAYER (PETTY CASHIER)	\$250.00
10/11/2024	757630	COURTNEY POHTO	\$30.00
10/11/2024	757631	CRANDALL COMPANY INC	\$491.85
10/11/2024	757632	CROWN TROPHY OF MEDINA	\$1,455.40
10/11/2024	757633	CYNTHIA/ANTHONY BARBA	\$30.00
10/11/2024	757634	DANIELLE/BRAD SMITH	\$30.00
10/11/2024	757635	DEBORAH MASON	\$30.00
10/11/2024	757636	DOUGH GO'S	\$1,499.20
10/11/2024	757637	ELEVATE LEARNING, LLC	\$2,327.50
10/11/2024	757638	EMILY HUNSUCKER	\$440.00
10/11/2024	757639	EXTRACTOR CORPORATION	\$306.30
10/11/2024	757640	GORDON FOOD SERVICE	\$372.65
10/11/2024	757641	GREAT LAKES BIOMEDICAL LLC	\$360.50
10/11/2024	757642	GREATER CLEVELAND CONFERENCE	\$48.00
10/11/2024	757643	GRIZZLY AUTO & TIRE	\$1,372.43
10/11/2024	757644	HARRISON FORD INC	\$106.25
10/11/2024	757645	HEATHER CASTILLO	\$30.00
10/11/2024	757646	HOME DEPOT CREDIT SERVICES	\$871.05
10/11/2024	757647	IMPERIAL DADE	\$1,792.52
10/11/2024	757648	JACQUELINE WALKER	\$30.00
10/11/2024	757649	JAMIE STEINBACHER	\$30.00
10/11/2024	757650	JANELLE SHOOK	\$60.00
10/11/2024	757651	JANICE/DAN BROWN	\$30.00
10/11/2024	757652	JENNIFER MULLEN	\$60.00
10/11/2024	757653	JENNIFER RIDGWAY	\$30.00

Medina City Schools

Check Register For

October 2024

11/13/24

3:52 PM

Check Date	Check Number	Vendor Name	Transaction Amount
10/11/2024	757654	JJ AND ME, INC	\$200.00
10/11/2024	757655	JUSTIN BROWN	\$30.00
10/11/2024	757656	JW PEPPER & SON, INC.	\$1,104.80
10/11/2024	757657	KELLI KASMARCAK	\$30.00
10/11/2024	757658	KELLY/TATE BARNES	\$30.00
10/11/2024	757659	KEURIG DR PEPPER	\$186.00
10/11/2024	757660	KIM MILLER	\$60.00
10/11/2024	757661	LEARN21: A FLEXIBLE LEARNING	\$1,000.00
10/11/2024	757662	LEO WASHINGTON	\$117.00
10/11/2024	757663	LORI/JOSH POWERS	\$30.00
10/11/2024	757664	LYNDSAY STURM	\$30.00
10/11/2024	757665	MARJORIE MOORE	\$30.00
10/11/2024	757666	MARK LENCZEWSKI	\$30.00
10/11/2024	757667	MARS ELECTRIC CO.	\$50.63
10/11/2024	757668	MARY BISBEE - BEEK	\$400.00
10/11/2024	757669	OHIO MATHEMATICS LEAGUE/MATH LEAGUE	\$100.00
10/11/2024	757670	MCKINLEY MUSEUM OF HISTORY	\$780.00
10/11/2024	757671	MEDINA CITY SCHOOLS	\$53,410.00
10/11/2024	757672	MEDINA CITY SCHOOLS - BUSINESS DEPT	\$341.78
10/11/2024	757673	MEDINA COUNTY BOARD OF DD.	\$11,878.40
10/11/2024	757674	MEDINA LIFE SUPPORT TEAM	\$1,015.00
10/11/2024	757675	MEDINA SENIOR HIGH SCHOOL	\$10,000.00
10/11/2024	757676	MEGAN/JACOB KAUFMAN	\$30.00
10/11/2024	757677	MELINDA HILL	\$18.00
10/11/2024	757678	MELISSA BILIKAM	\$30.00
10/11/2024	757679	MUSIC IS ELEMENTARY	\$689.70
10/11/2024	757680	MUSSUN SALES, INC.	\$120.00
10/11/2024	757681	NATALIE BIDINGER	\$30.00
10/11/2024	757682	NEOASPA	\$150.00
10/11/2024	757683	NORTHEAST OHIO NETWORK FOR TEC.	\$235,580.63
10/11/2024	757684	ALFRED NICKLES BAKERY INC	\$1,224.56
10/11/2024	757685	NICOLE OEHLERS	\$30.00
10/11/2024	757686	NICOLE SCHACHINGER	\$30.00

Medina City Schools

Check Register For

October 2024

11/13/24

3:52 PM

Check Date	Check Number	Vendor Name	Transaction Amount
10/11/2024	757687	NUHOP CNTR FOR EXPERIENTIAL LEARN.	\$3,030.00
10/11/2024	757688	OHIO DEPARTMENT OF COMMERCE	\$660.50
10/11/2024	757689	OHIO EDISON COMPANY	\$91,522.67
10/11/2024	757690	OHIO SCHOOL BOARDS ASSOC	\$1,143.38
10/11/2024	757691	OHSAA FOUNDATION	\$1,300.00
10/11/2024	757692	OVERDRIVE INC	\$2,516.00
10/11/2024	757693	PAMELA/MARC LAVOLPA	\$30.00
10/11/2024	757694	PETER & KRISTEN SOHAR	\$18.00
10/11/2024	757695	PROFESSIONAL ROOFING SERVICE INC.	\$13,551.00
10/11/2024	757696	R. ANTHONY PACHOLEWSKI	\$30.00
10/11/2024	757697	RAS FLOOR MACHINE SERVICES LLC	\$1,229.96
10/11/2024	757698	RAVENNA SCHOOL DISTRICT	\$100.00
10/11/2024	757699	RIVER CITY PUPPETS LLC	\$1,065.00
10/11/2024	757700	RUMPKE OF OHIO INC	\$1,455.61
10/11/2024	757701	SARA/JOHN ROSS	\$30.00
10/11/2024	757702	SC STRATEGIC SOLUTIONS LLC	\$8,600.34
10/11/2024	757703	SCHOLASTIC INC	\$1,628.83
10/11/2024	757704	SCHOLASTIC, INC.	\$142.86
10/11/2024	757705	SCHOOL HEALTH CORP. / PALOS SPORTS	\$1,986.29
10/11/2024	757706	SHANNON MARCELLI	\$8.00
10/11/2024	757707	SHARY KOVACH	\$36.00
10/11/2024	757708	SHAWN STILES	\$30.00
10/11/2024	757709	SKYLANE LLC	\$100.00
10/11/2024	757710	SMETZER'S TIRE CENTER INC.	\$4,083.00
10/11/2024	757711	STACY CAIN	\$30.00
10/11/2024	757712	STAPLES INC	\$321.64
10/11/2024	757713	STEPS EDUCATIONAL GROUP, LLC.	\$3,281.25
10/11/2024	757714	STUDIES WEEKLY INC	\$474.32
10/11/2024	757715	SUBURBAN SCHOOL TRANSPORTATION	\$75,005.46
10/11/2024	757716	TEONA GRDZELISHVILI	\$30.00
10/11/2024	757717	TIFFANY STROPKO	\$30.00
10/11/2024	757718	TOSH/JOSEPH TRIPI	\$30.00
10/11/2024	757719	TRACIE/DANIEL SCHMIDT	\$30.00

Medina City Schools Check Register For October 2024

11/13/24

3:52 PM

Check Date	Check Number	Vendor Name	Transaction Amount
10/11/2024	757720	TRIPLETT PORTABLE WELDING	\$350.00
10/11/2024	757721	UNITED RENTALS (N AMERICA) INC	\$255.00
10/11/2024	757722	VERIZON WIRELESS	\$52.46
10/11/2024	757723	VICTORIA/KYLE RIEKER	\$30.00
10/11/2024	757724	WESTLAKE DEMONS ATHLETIC BOOSTERS	\$125.00
10/11/2024	757725	WOLFF BROS. SUPPLY INC.	\$645.73
10/11/2024	757726	X-TREME FINISHES, INC.	\$275.00
10/11/2024	V1032185	MEMO-FLEXSAVE	\$14,184.57
10/11/2024	V1032186	MEDINA CITY SCHOOLS FOUNDATION	\$64.00
10/11/2024	V1032187	MEMO - SERS - BOARD	\$62,536.16
10/11/2024	V1032188	MEMO - STRS - BOARD	\$247,954.57
10/11/2024	V1032189	MEMO -EFTPS - TAXES	\$259,372.54
10/11/2024	V1032190	MEMO -MEDINA CITY SCHOOLS	\$513,828.89
10/11/2024	V1032191	MEMO MET LIFE INSURANCE	\$4,825.93
10/11/2024	V1032192	MEMO --S E R S - EMPLOYEE	\$45,193.87
10/11/2024	V1032193	MEMO --S T R S - EMPLOYEE	\$259,230.68
10/11/2024	V1032194	OHIO BUSINESS GATEWAY	\$47,170.95
10/11/2024	V1032195	OHIO CHILD SUPPORT PAYMENT CENTRAL	\$1,237.56
10/11/2024	V1032196	OHIO DEFERRED COMPENSATION -MEMO	\$10,280.37
10/11/2024	V1032197	MEMO - OMNI	\$58,903.69
10/11/2024	V1032198	TRUSTMARK VOLUNTARY BENEFITS	\$1,562.25
10/11/2024	V757491	AIR RITE SERVICES, INC (V-CARD)	\$855.52
10/11/2024	V757493	CINTAS CORPORATION NO 2 (V-CARD)	\$1,304.23
10/11/2024	V757494	FOLLETT SCHOOL SOLUTIONS (V-CARD)	\$420.65
10/11/2024	V757495	POINT SPRING & DRIVESHAFT (V-CARD)	\$3,208.83
10/11/2024	V757496	ROBERT J. VERNAK (V-CARD)	\$297.50
10/11/2024	V757497	W.B. MASON CO. INC. (V-CARD)	\$169.38
10/11/2024	V757952	MEMO-CAPITAL ONE	\$35,618.47
10/11/2024 - Total			\$2,189,835.46
10/15/2024	V757498	ACHIEVEMENT ADVANTAGE	\$1,350.00
10/15/2024	V757499	AIRGAS USA LLC	\$64.24
10/15/2024	V757500	AKRON BEARING COMPANY INC.	\$91.88
10/15/2024	V757501	AKRON CHILDRENS HOSPITAL	\$49,766.36

Medina City Schools

Check Register For

October 2024

11/13/24

3:52 PM

Check Date	Check Number	Vendor Name	Transaction Amount
10/15/2024	V757502	ALAN T ROLAND	\$200.00
10/15/2024	V757506	AMAZON.COM	\$7,307.40
10/15/2024	V757507	ANTHONY BELSITO	\$990.00
10/15/2024	V757508	ARKAY FLORALS - FLOWER GALLERY	\$80.00
10/15/2024	V757509	AVALON FOODSERVICE INC	\$12,477.72
10/15/2024	V757510	BARNES & NOBLE BOOKSELLERS	\$74.09
10/15/2024	V757511	BLICK ART MATERIALS LLC	\$501.78
10/15/2024	V757512	NEW DAIRY HOLDCO LLC.	\$2,772.03
10/15/2024	V757513	BRIAN JOHN OHLIN	\$175.00
10/15/2024	V757514	BSN SPORTS LLC	\$486.53
10/15/2024	V757515	BULK BOOKSTORE	\$1,353.26
10/15/2024	V757516	CARA H ALLER	\$1,672.00
10/15/2024	V757517	CARDINAL BUS SALES & SERV INC	\$5,326.21
10/15/2024	V757518	CAROLINA BIOLOGICAL SUPPLY CO.	\$368.22
10/15/2024	V757519	CENTERRA CO-OP	\$20,575.42
10/15/2024	V757520	MITCHELL P CHARVAT	\$82.54
10/15/2024	V757521	CHRISTIA MATTEY	\$1,374.84
10/15/2024	V757522	CHRISTOPHER BRINK	\$200.00
10/15/2024	V757523	CLEVELAND CLINIC CENTER	\$22,517.25
10/15/2024	V757524	COLUMBUS CLAY CO.	\$917.00
10/15/2024	V757525	COUNS. CNTR OF WAYNE & HOLMES CTY.	\$40,587.07
10/15/2024	V757526	CUMMINS SALES AND SERVICE	\$3,098.33
10/15/2024	V757527	DAMON INDUSTRIES INC	\$920.16
10/15/2024	V757528	DAVID BLOOM	\$337.50
10/15/2024	V757529	DAWN PROKOP	\$1,500.20
10/15/2024	V757530	SANDRA LEE DEBNAR	\$74.98
10/15/2024	V757531	EASY GRAPHICS CORP	\$823.00
10/15/2024	V757532	ELECTRICAL APPLIANCE REPAIR	\$483.00
10/15/2024	V757533	ESC OF MEDINA COUNTY	\$54,071.04
10/15/2024	V757534	TERESA L EWART	\$36.06
10/15/2024	V757535	FANNING/HOWEY ASSOCIATES INC.	\$4,800.00
10/15/2024	V757536	GABRIELE KNAFLICH	\$863.46
10/15/2024	V757537	GARDINER SERVICE COMPANY	\$5,956.00

Medina City Schools

Check Register For

October 2024

11/13/24

3:52 PM

Check Date	Check Number	Vendor Name	Transaction Amount
10/15/2024	V757538	GOODWILL INDUSTRIES AKRON INC	\$4,572.76
10/15/2024	V757539	GRAINGER SUPPLY CO	\$430.20
10/15/2024	V757540	HD SUPPLY FACILITIES MAINTENANCE	\$98.76
10/15/2024	V757541	LITERACY RESOURCES LLC	\$99.00
10/15/2024	V757542	MARCIE R HENNING	\$37.19
10/15/2024	V757543	HERSHEY CREAMERY CO	\$2,169.48
10/15/2024	V757544	HOBART SALES & SERV., HMR INNOTECH	\$4,191.64
10/15/2024	V757545	TODD E HODKEY	\$489.84
10/15/2024	V757546	INTEGRITY SPORT TEAM SALES, LLC	\$861.00
10/15/2024	V757547	JAMES W. TIGHE	\$200.00
10/15/2024	V757548	JOHNSON CONTROLS FIRE PROT	\$788.00
10/15/2024	V757549	JOSEPH P. ASSION	\$350.00
10/15/2024	V757550	KELSEY ELIZABETH KLATKA	\$12.33
10/15/2024	V757551	LLA THERAPY LLC.	\$42,834.93
10/15/2024	V757552	JENNIFER A LLOYD	\$60.00
10/15/2024	V757553	LORI S KELLY	\$2,047.50
10/15/2024	V757554	LUKE BRILL	\$1,120.00
10/15/2024	V757555	MACIE PUBLISHING COMPANY	\$342.88
10/15/2024	V757556	MCMASTER-CARR SUPPLY COMPANY	\$37.07
10/15/2024	V757557	MICHAEL L WESNER	\$2,544.90
10/15/2024	V757558	MINUTEMAN PRESS	\$527.71
10/15/2024	V757559	MUSIC AND ARTS	\$532.76
10/15/2024	V757560	NAPA AUTO PARTS	\$235.25
10/15/2024	V757561	NAVIGATE360, LLC	\$2,325.00
10/15/2024	V757562	NICHOLAS BRANDON MACLARREN	\$1,150.00
10/15/2024	V757563	RYAN KARL O'CULL	\$36.85
10/15/2024	V757564	OTC BRANDS INC	\$47.06
10/15/2024	V757565	P & A ADMINISTRATIVE SERVICES	\$24.00
10/15/2024	V757566	KATIE MARIE PORTER	\$158.39
10/15/2024	V757567	POWERSCHOOL HOLDINGS LLC	\$2,055.90
10/15/2024	V757568	PRO-ED INC.	\$380.00
10/15/2024	V757569	KRISTINE M QUALLICH	\$57.89
10/15/2024	V757570	QUILL CORPORATION	\$50.88

Medina City Schools

Check Register For

October 2024

11/13/24

3:52 PM

Check Date	Check Number	Vendor Name	Transaction Amount
10/15/2024	V757571	REINHARDT SUPPLY COMPANY	\$359.09
10/15/2024	V757572	RIDDELL ALL AMERICAN	\$380.97
10/15/2024	V757573	KAYLA MARIE RODRIGUEZ	\$12.73
10/15/2024	V757574	SHAYNA MICHELLE SAMOSKY	\$87.23
10/15/2024	V757575	SAVVAS LEARNING COMPANY LLC	\$1,352.16
10/15/2024	V757576	SCHOOL SPECIALTY, LLC.	\$1,778.79
10/15/2024	V757577	SCOTT SCRIVEN LLP	\$5,093.50
10/15/2024	V757578	THINK SOCIAL PUBLISHING, INC	\$1,443.73
10/15/2024	V757579	SPORTSWORLD CUSTOM IMPRINTED APP	\$498.44
10/15/2024	V757580	STANTON'S SHEET MUSIC INC	\$252.98
10/15/2024	V757581	STEPHEN RICE	\$87.50
10/15/2024	V757582	STERLING PAPER CO	\$195.54
10/15/2024	V757583	SYNOVIA SOLUTIONS, LLC.	\$3,276.00
10/15/2024	V757584	TALBERT'S COMMERCIAL PRODUCTS	\$75.48
10/15/2024	V757585	TARA LOCHER	\$435.00
10/15/2024	V757586	TAYLOR CONSULTING GROUP	\$1,500.00
10/15/2024	V757587	TECHNOLOGY ENGINEERING GROUP, LLC	\$10,226.75
10/15/2024	V757588	THOMAS DICKEL	\$175.00
10/15/2024	V757589	TOWN CENTER CONSTRUCTION	\$715,085.30
10/15/2024	V757590	TRANSPORTATION ACCESSORIES CO, INC.	\$2,843.06
10/15/2024	V757591	AMICO LLC	\$4,431.52
10/15/2024	V757592	USA MOBILE DRUG TESTING	\$924.62
10/15/2024	V757593	VISION IMPAIRED EDUCATION SERVICES	\$4,341.25
10/15/2024	V757594	WEST MUSIC COMPANY INC	\$200.00
10/15/2024	V757595	WEVIDEO, INC	\$2,762.08
10/15/2024	V757596	WHITE HOUSE ARTESIAN SPRINGS	\$33.00
10/15/2024	V757597	WRAPAROUND EXPERTS, LLC	\$4,600.75
10/15/2024	V757598	XEROX FINANCIAL SERVICES LLC	\$11,517.00
10/15/2024	V757599	ZINKAN ENTERPRISES INC.	\$2,937.00
10/15/2024	V757728	MEMO - MEDICAL MUTUAL	\$402,522.60
10/15/2024	V757730	GORDON FOOD SERVICE	\$22,484.63
10/15/2024 - Total			\$1,517,057.44
10/16/2024	V757731	MEMO -MEDINA CITY SCHOOLS	\$32,972.84

Medina City Schools

Check Register For

October 2024

11/13/24

3:52 PM

Check Date	Check Number	Vendor Name	Transaction Amount
10/16/2024 - Total			\$32,972.84
10/17/2024	757775	ADELYNN MA	\$57.47
10/17/2024	757776	ADLER TEAM SPORTS	\$3,016.40
10/17/2024	757777	ALBRIGHT SECURITY CENTER INC.	\$12.50
10/17/2024	757778	ALLIANCE GROUPS INTERNATIONAL	\$305.13
10/17/2024	757779	AMARA MILLER	\$10.78
10/17/2024	757780	AMERICAN ARBITRATION ASSN, INC.	\$375.00
10/17/2024	757781	APOLLO PEST CONTROL INC.	\$1,205.00
10/17/2024	757782	APPLE INC.	\$1,497.00
10/17/2024	757783	ARMSTRONG UTILITIES INC.	\$1,577.94
10/17/2024	757784	PEPSI CO BEVERAGE SALES LLC	\$304.15
10/17/2024	757785	CLEVELAND COMMUNICATIONS INC	\$160.00
10/17/2024	757786	CLEVELAND PLUMBING SUPPLY CO.	\$21.47
10/17/2024	757787	COCA COLA BOTTLING CO CSLDT	\$414.00
10/17/2024	757788	COLUMBIA GAS OF OHIO INC	\$251.33
10/17/2024	757789	DOUGH GO'S	\$435.95
10/17/2024	757790	FISHER SCIENTIFIC COMPANY LLC	\$208.22
10/17/2024	757791	PITT SPECIALTY SUPPLY, INC.	\$1,245.95
10/17/2024	757792	GORDON COLSON	\$42.70
10/17/2024	757793	GREAT LAKES BIOMEDICAL LLC	\$515.00
10/17/2024	757794	IMPERIAL DADE	\$105.10
10/17/2024	757795	JORDAN T. SONNENBLICK	\$350.00
10/17/2024	757796	JW PEPPER & SON, INC.	\$268.00
10/17/2024	757797	KENSTON HIGH SCHOOL	\$100.00
10/17/2024	757798	KEURIG DR PEPPER	\$355.00
10/17/2024	757799	MACKIN BOOK COMPANY	\$127.68
10/17/2024	757800	MEDINA CITY SCHOOLS	\$50.00
10/17/2024	757801	MIDLAND HARDWARE COMPANY	\$395.40
10/17/2024	757802	ALFRED NICKLES BAKERY INC	\$860.42
10/17/2024	757803	OHIO DEPT OF JOB & FAMILY SERVICES	\$4,974.99
10/17/2024	757804	OHIO EDISON COMPANY	\$324.62
10/17/2024	757805	OHIO SCHOOL BOARDS ASSOC	\$2,700.00
10/17/2024	757806	REALLY GOOD STUFF LLC	\$39.94

Medina City Schools

Check Register For

October 2024

11/13/24

3:52 PM

Check Date	Check Number	Vendor Name	Transaction Amount
10/17/2024	757807	COULTER VENTURES, LLC	\$1,384.90
10/17/2024	757808	SCHOLASTIC, INC.	\$109.89
10/17/2024	757809	SOLO BOARD OF EDUCATION	\$100.00
10/17/2024	757810	WALSH JESUIT HIGH SCHOOL	\$325.00
10/17/2024	757811	WELLINGTON IMPLEMENT CO. INC.	\$64.13
10/17/2024	757812	WOLFF BROS. SUPPLY INC.	\$3,443.75
10/17/2024	V757732	CINTAS CORPORATION NO 2 (V-CARD)	\$650.78
10/17/2024 - Total			\$28,385.59
10/18/2024	V757733	AKRON BEARING COMPANY INC.	\$1,441.97
10/18/2024	V757734	AMAZON.COM	\$1,542.94
10/18/2024	V757735	ANTHONY BELSITO	\$420.00
10/18/2024	V757736	AVALON FOODSERVICE INC	\$6,080.68
10/18/2024	V757737	BLICK ART MATERIALS LLC	\$567.42
10/18/2024	V757738	NEW DAIRY HOLDCO LLC.	\$4,034.09
10/18/2024	V757739	CAPP USA INC.	\$657.00
10/18/2024	V757740	CCT FINANCIAL	\$1,637.31
10/18/2024	V757741	CDWG LLC	\$28,282.50
10/18/2024	V757742	DAVID M CHAMBERS	\$50.65
10/18/2024	V757743	CHRISTIA MATTEY	\$3,047.66
10/18/2024	V757744	CROSS THREAD SOLUTIONS LLC	\$1,345.74
10/18/2024	V757745	TIFFANY IRENE EMERSON-KOSMAN	\$58.49
10/18/2024	V757746	ENTERPRISE FM TRUST	\$6,338.65
10/18/2024	V757747	GABRIELE KNAFLICH	\$1,439.10
10/18/2024	V757748	HERSHEY CREAMERY CO	\$1,414.56
10/18/2024	V757749	INNOVATIVE SOLUTIONS DISTRIBUTION	\$2,000.00
10/18/2024	V757750	JESSICA LAPORTA	\$80.53
10/18/2024	V757751	CHARLOTTE J KOLKE	\$26.95
10/18/2024	V757752	KATELYN J LOPEZ	\$99.83
10/18/2024	V757753	WILLIAM V MACGILL & CO	\$1,868.99
10/18/2024	V757754	MCMASTER-CARR SUPPLY COMPANY	\$67.94
10/18/2024	V757755	MICHAEL L WESNER	\$2,222.20
10/18/2024	V757756	MUSIC AND ARTS	\$100.00
10/18/2024	V757757	NAPA AUTO PARTS	\$195.08

Medina City Schools

Check Register For

October 2024

11/13/24

3:52 PM

Check Date	Check Number	Vendor Name	Transaction Amount
10/18/2024	V757758	NICHOLAS BRANDON MACLARREN	\$150.00
10/18/2024	V757759	NORDEC INC.	\$267.78
10/18/2024	V757760	NOWAK TOURS INC.	\$105,800.00
10/18/2024	V757761	OTC BRANDS INC	\$67.98
10/18/2024	V757762	PSI AFFILIATES INC.	\$14,239.01
10/18/2024	V757763	QUENCH USA, INC.	\$66.15
10/18/2024	V757764	QUILL CORPORATION	\$61.19
10/18/2024	V757765	REDTREE INVESTMENT GROUP	\$1,407.91
10/18/2024	V757766	SCHOOL SPECIALTY, LLC.	\$362.42
10/18/2024	V757767	GENEVA SPORTS, LLC	\$1,600.00
10/18/2024	V757768	STANTON'S SHEET MUSIC INC	\$646.54
10/18/2024	V757769	SUZANNE R PRICE	\$1,804.22
10/18/2024	V757770	TARA LOCHER	\$445.00
10/18/2024	V757771	TREE MAINTENANCE SERVICE INC	\$4,400.00
10/18/2024	V757772	AMICO LLC	\$2,232.05
10/18/2024	V757773	VINSON GROUP LLC	\$3,888.92
10/18/2024	V757774	WHITE HOUSE ARTESIAN SPRINGS	\$25.25
10/18/2024 - Total			\$202,484.70
10/21/2024	V757955	MEMO - MEDICAL MUTUAL	\$196,631.36
10/21/2024 - Total			\$196,631.36
10/24/2024	757872	ADORA SPURLOCK	\$566.00
10/24/2024	757873	ADVANCE AUTO PARTS	\$316.62
10/24/2024	757874	AMERICAN FIREWORKS COMPANY	\$4,000.00
10/24/2024	757875	ANN/CHRIS BOEHNEN	\$330.00
10/24/2024	757876	APPLIED INDUSTRIAL TECHNOLOGIES	\$504.09
10/24/2024	757877	BEAU LAMANNA	\$566.00
10/24/2024	757878	BELLEFAIRE JEWISH CHILDREN'S	\$5,168.40
10/24/2024	757879	BOARDMAN SPARTAN INVITATL BOOSTERS	\$200.00
10/24/2024	757880	BRITTANY THOMPSON	\$566.00
10/24/2024	757881	BUEHLER'S FRESH FOODS	\$39.23
10/24/2024	757882	PEPSI CO BEVERAGE SALES LLC	\$316.85
10/24/2024	757883	CARISSA PATTON YOUNG	\$300.00
10/24/2024	757884	CHARLES E HARRIS & ASSOCIATES INC	\$10,080.00

Medina City Schools

Check Register For

October 2024

11/13/24

3:52 PM

Check Date	Check Number	Vendor Name	Transaction Amount
10/24/2024	757885	CHRISSY PODOLAK	\$5.00
10/24/2024	757886	CHRISTINE CUSICK	\$566.00
10/24/2024	757887	CLEVELAND COMMUNICATIONS INC	\$40.00
10/24/2024	757888	CLEVELAND MUSEUM OF ART	\$155.00
10/24/2024	757889	CLEVELAND PLUMBING SUPPLY CO.	\$279.92
10/24/2024	757890	COCA COLA BOTTLING CO CSLDT	\$384.13
10/24/2024	757891	COLLINCARESCURECANCER CORP	\$2,060.00
10/24/2024	757892	COLUMBIA GAS OF OHIO INC	\$3,744.54
10/24/2024	757893	CONNECTION EDUCATION SERVICES INC	\$7,360.00
10/24/2024	757894	COPLEY-FAIRLAWN CITY SCHOOLS	\$100.00
10/24/2024	757895	CRANDALL COMPANY INC	\$140.36
10/24/2024	757896	DEVIN SHIELDS	\$566.00
10/24/2024	757897	EDUCATIONAL SERVICE CENTER OF NE OH	\$50,407.00
10/24/2024	757898	EF INSTITUTE FOR CULTURAL EXCHANGE	\$7,000.00
10/24/2024	757899	FLINN SCIENTIFIC INC.	\$35.25
10/24/2024	757900	FRONTIER NORTH INC	\$2,507.06
10/24/2024	757901	GEORGE STOYKOV	\$566.00
10/24/2024	757902	GLENOAK HIGH SCHOOL	\$400.00
10/24/2024	757903	GORDON FOOD SERVICE	\$1,359.53
10/24/2024	757904	HARRISON FORD INC	\$377.50
10/24/2024	757905	HOME DEPOT CREDIT SERVICES	\$60.75
10/24/2024	757906	ICANDI GRAPHICS, LLC	\$1,090.00
10/24/2024	757907	IMPERIAL DADE	\$834.90
10/24/2024	757908	JASON RICHARDS	\$29.75
10/24/2024	757909	JONESY'S CLASSIC CLEANERS	\$637.50
10/24/2024	757910	JW PEPPER & SON, INC.	\$93.00
10/24/2024	757911	LEARNWELL	\$203.49
10/24/2024	757912	LINDSEY & BRANDON KELLEY	\$566.00
10/24/2024	757913	LORI SCHEFFT	\$566.00
10/24/2024	757914	MCS FOOD SERVICE DEPT.	\$200.13
10/24/2024	757915	MEDINA FARMERS EXCHANGE CO INC	\$534.87
10/24/2024	757916	MEDINA GLASS COMPANY	\$221.01
10/24/2024	757917	MEDINA SENIOR HIGH SCHOOL	\$3,180.00

Medina City Schools

Check Register For

October 2024

11/13/24

3:52 PM

Check Date	Check Number	Vendor Name	Transaction Amount
10/24/2024	757918	MICHAEL WASOWSKI	\$566.00
10/24/2024	757919	ALFRED NICKLES BAKERY INC	\$315.54
10/24/2024	757920	NORTH GATEWAY TIRE CO INC	\$329.99
10/24/2024	757921	OHIO EDISON COMPANY	\$784.75
10/24/2024	757922	PHILLIP CHALMERS	\$3,000.00
10/24/2024	757923	QUINN HAYDEN	\$40.00
10/24/2024	757924	READY FIELD SOLUTIONS, LLC	\$4,830.32
10/24/2024	757925	REALLY GOOD STUFF LLC	\$46.95
10/24/2024	757926	ROWLEYS WHOLESALE	\$1,127.86
10/24/2024	757927	SCHOLASTIC INC	\$96.25
10/24/2024	757928	STAPLES INC	\$36.86
10/24/2024	757929	TELICA MUIR	\$70.00
10/24/2024	757930	THEODORE ROOSEVELT HIGH SCHOOL	\$275.00
10/24/2024	757931	TRECA DIGITAL ACADEMY	\$5,198.87
10/24/2024	757932	UCP OF GREATER CLEVELAND	\$9,800.00
10/24/2024	757933	UNITED RENTALS (N AMERICA) INC	\$210.00
10/24/2024	757934	UNIVERSAL INDUSTRIAL SUPPLY, INC.	\$673.92
10/24/2024	757935	VENTRIS LEARNING LLC	\$90.00
10/24/2024	757936	VERONICA HALKO	\$566.00
10/24/2024	757937	W W WILLIAMS COMPANY LLC	\$1,082.32
10/24/2024	757938	WRS GROUP, LTD	\$545.37
10/24/2024	757939	YI ZHAO	\$30.00
10/24/2024	V757814	APPLEWOOD CENTERS INC (V-CARD)	\$12,105.00
10/24/2024	V757815	CINTAS CORPORATION NO 2 (V-CARD)	\$759.69
10/24/2024	V757816	POINT SPRING & DRIVESHAFT (V-CARD)	\$645.25
10/24/2024 - Total			\$152,449.82
10/25/2024	1033137	CENTRAL COLLECTION AGENCY	\$117.82
10/25/2024	1033138	CITY OF AKRON	\$203.85
10/25/2024	1033139	CITY OF BRUNSWICK	\$270.89
10/25/2024	1033140	KIDS FIRST	\$12.00
10/25/2024	1033141	OAPSE	\$4,037.14
10/25/2024	1033142	OEA FUND	\$158.00
10/25/2024	1033143	KEITH L RUCINSKI, CHAPTER 13 TRSTEE	\$1,249.85

Medina City Schools

Check Register For

October 2024

11/13/24

3:52 PM

Check Date	Check Number	Vendor Name	Transaction Amount
10/25/2024	1033144	OHIO EDUCATION ASSOCIATION	\$683.60
10/25/2024	1033145	PEOPLE QUALIFIED COMMITTEE	\$15.41
10/25/2024	1033146	R.I.T.A.	\$53,694.01
10/25/2024	V1033121	MEMO-FLEXSAVE	\$14,184.57
10/25/2024	V1033122	MEDINA CITY SCHOOLS FOUNDATION	\$64.00
10/25/2024	V1033123	MEDINA CITY TEACHERS ASSOC	\$39,170.85
10/25/2024	V1033124	MEMO - SERS - BOARD	\$61,378.58
10/25/2024	V1033125	MEMO - STRS - BOARD	\$247,434.16
10/25/2024	V1033126	MEMO -EFTPS - TAXES	\$251,655.35
10/25/2024	V1033127	MEMO -MEDINA CITY SCHOOLS	\$513,873.35
10/25/2024	V1033128	MEMO --S E R S - EMPLOYEE	\$44,367.07
10/25/2024	V1033129	MEMO --S T R S - EMPLOYEE	\$258,703.10
10/25/2024	V1033130	OHIO BUSINESS GATEWAY	\$46,147.51
10/25/2024	V1033131	OHIO CHILD SUPPORT PAYMENT CENTRAL	\$1,237.56
10/25/2024	V1033132	OHIO DEFERRED COMPENSATION -MEMO	\$10,370.37
10/25/2024	V1033133	MEMO - OMNI	\$32,925.69
10/25/2024	V1033134	SCHOOL DISTRICT INCOME TAX	\$3,350.65
10/25/2024	V1033135	TRUSTMARK VOLUNTARY BENEFITS	\$1,562.25
10/25/2024	V1033136	WORKERS COMP MEMO	\$13,160.67
10/25/2024	V757817	ABC THERAPY, LTD	\$26,092.00
10/25/2024	V757818	ALAN T ROLAND	\$187.50
10/25/2024	V757821	AMAZON.COM	\$7,026.76
10/25/2024	V757822	ANTHONY BELSITO	\$650.00
10/25/2024	V757823	AVALON FOODSERVICE INC	\$3,510.48
10/25/2024	V757824	BLICK ART MATERIALS LLC	\$236.49
10/25/2024	V757825	TIMOTHY R BRACKEN	\$29.97
10/25/2024	V757826	PAUL H. BROOKES PUBLISHING CO. INC.	\$152.50
10/25/2024	V757827	CARDINAL BUS SALES & SERV INC	\$1,210.06
10/25/2024	V757828	CAROLINA BIOLOGICAL SUPPLY CO.	\$171.31
10/25/2024	V757829	CENTERRA CO-OP	\$21,687.30
10/25/2024	V757830	DATA RECOGNITION CORP.	\$9,647.50
10/25/2024	V757831	DAVID BLOOM	\$81.25
10/25/2024	V757832	DB ENTERTAINMENT GROUP LLC	\$1,999.00

Medina City Schools

Check Register For

October 2024

11/13/24

3:52 PM

Check Date	Check Number	Vendor Name	Transaction Amount
10/25/2024	V757833	DELL MARKETING L.P.	\$35,844.16
10/25/2024	V757834	EMILY HUNSUCKER	\$880.00
10/25/2024	V757835	ERICA ANDERSON	\$162.50
10/25/2024	V757836	RONALD L FULLER	\$64.20
10/25/2024	V757837	GARDINER SERVICE COMPANY	\$986.00
10/25/2024	V757838	THE PROPHET CORPORATION	\$499.00
10/25/2024	V757839	GRAINGER SUPPLY CO	\$377.69
10/25/2024	V757840	BRITTANY D HARTORY	\$143.38
10/25/2024	V757841	HD SUPPLY FACILITIES MAINTENANCE	\$236.90
10/25/2024	V757842	HOBART SALES & SERV., HMR INNOTECH	\$145.00
10/25/2024	V757843	HOMELAND SECURITY SYSTEMS	\$2,821.25
10/25/2024	V757844	DEVAN KEITH HOVANETZ	\$29.15
10/25/2024	V757845	JEFF JORDAN	\$3,000.00
10/25/2024	V757846	JOSEPH P. ASSION	\$81.25
10/25/2024	V757847	JUSTWRITE, INC.	\$400.00
10/25/2024	V757848	LEARNING A-Z, LLC	\$135.00
10/25/2024	V757849	LORI S KELLY	\$1,984.50
10/25/2024	V757850	LISA ROSE MALBIN	\$18.74
10/25/2024	V757851	MCMASTER-CARR SUPPLY COMPANY	\$653.40
10/25/2024	V757852	MICHAEL L WESNER	\$212.50
10/25/2024	V757853	MUSIC AND ARTS	\$526.10
10/25/2024	V757854	NICHOLAS BRANDON MACLARREN	\$387.50
10/25/2024	V757855	OSPA-OHIO SCHOOL PSYCHOLOGISTS	\$195.00
10/25/2024	V757856	PAYSCHOOLS	\$1,365.00
10/25/2024	V757857	KELLY MARIE ROBERTS	\$46.90
10/25/2024	V757858	ROBERTSON ENTERPRISES LLC	\$1,150.00
10/25/2024	V757859	ROJEN COMPANY	\$41.10
10/25/2024	V757860	SARGENT-WELCH LLC	\$900.97
10/25/2024	V757861	SCHOOL SPECIALTY, LLC.	\$100.80
10/25/2024	V757862	SENDERO THERAPIES INC.	\$64,535.36
10/25/2024	V757863	STEPHEN RICE	\$81.25
10/25/2024	V757864	TARA LOCHER	\$220.00
10/25/2024	V757865	TOTAL EDUCATION SOLUTIONS, INC.	\$24,848.64

Medina City Schools

Check Register For

October 2024

11/13/24

3:52 PM

Check Date	Check Number	Vendor Name	Transaction Amount
10/25/2024	V757866	THE NEW YORK TIMES COMPANY	\$2,184.00
10/25/2024	V757867	THOMAS DICKEL	\$162.50
10/25/2024	V757868	TRANSPORTATION ACCESSORIES CO, INC.	\$931.51
10/25/2024	V757869	AMICO LLC	\$3,447.38
10/25/2024	V757870	WARD'S SCIENCE	\$107.45
10/25/2024	V757871	WEVIDEO, INC	\$2,762.08
10/25/2024 - Total			\$1,825,378.58
10/28/2024	V757941	MEMO MET LIFE INSURANCE	\$3,308.20
10/28/2024	V757942	MEMO MET LIFE INSURANCE	\$3,314.15
10/28/2024	V757945	SYSCO CLEVELAND INC	\$46,251.48
10/28/2024	V757956	MEMO - MEDICAL MUTUAL	\$254,491.23
10/28/2024 - Total			\$307,365.06
10/31/2024	758000	AI FOR ALL LLC	\$30,000.00
10/31/2024	758001	AMANDA SISKOVIC	\$26.00
10/31/2024	758002	AMPLIFY EDUCATION INC.	\$291.60
10/31/2024	758003	ARMSTRONG UTILITIES INC.	\$840.72
10/31/2024	758004	BUZZARD TOOLS LLC	\$684.97
10/31/2024	758005	CFL VENDING MACHINE REPAIR LLC	\$104.25
10/31/2024	758006	CHRISTINA HOLSMAN	\$523.00
10/31/2024	758007	DEBORAH ANN DESCISCIO	\$521.00
10/31/2024	758008	DISCOVERY EDUCATION INC	\$5,743.15
10/31/2024	758009	DOUGH GO'S	\$576.80
10/31/2024	758010	DREW SHAFER	\$516.01
10/31/2024	758011	EASTERN OHIO NSDA	\$50.00
10/31/2024	758012	ECONOMICS CENTER FOR ED. & RESEARCH	\$160.00
10/31/2024	758013	EDUCATIONAL SERVICE CENTER OF NE OH	\$175.00
10/31/2024	758014	GIONINO'S PIZZERIA	\$79.00
10/31/2024	758015	GREAT LAKES BIOMEDICAL LLC	\$257.50
10/31/2024	758016	HOME DEPOT CREDIT SERVICES	\$628.78
10/31/2024	758017	IMPERIAL DADE	\$426.78
10/31/2024	758018	LEARNWELL	\$135.66
10/31/2024	758019	MCS FOOD SERVICE DEPT.	\$279.16
10/31/2024	758020	MEDINA CHRISTIAN ACADEMY	\$500.00

Medina City Schools

Check Register For

October 2024

11/13/24

3:52 PM

Check Date	Check Number	Vendor Name	Transaction Amount
10/31/2024	758021	MEDINA CITY SCHOOLS	\$57,150.00
10/31/2024	758022	MEDINA COUNTY SANITARY	\$2,386.44
10/31/2024	758023	ALFRED NICKLES BAKERY INC	\$1,178.66
10/31/2024	758024	NIKKI WILLIAMS	\$526.99
10/31/2024	758025	OHIO EDISON COMPANY	\$26,236.22
10/31/2024	758026	RAMSEYER FARMS LTD.	\$1,620.00
10/31/2024	758027	RAVENNA SCHOOL DISTRICT	\$100.00
10/31/2024	758028	RUMPKE OF OHIO INC	\$1,455.61
10/31/2024	758029	STAPLES INC	\$270.87
10/31/2024	758030	SUBURBAN SCHOOL TRANSPORTATION	\$93,003.78
10/31/2024	758031	SWEETWATER SOUND LLC	\$217.77
10/31/2024	758032	TANYA JACKSON	\$546.00
10/31/2024	758033	TEACHER SYNERGY, LLC	\$105.99
10/31/2024	758034	UNITED RENTALS (N AMERICA) INC	\$1,400.00
10/31/2024	758035	WOLFF BROS. SUPPLY INC.	\$1,371.34
10/31/2024	V757953	MEMO - MEDICAL MUTUAL	\$42,896.56
10/31/2024	V757954	MEMO - WESTFIELD BANK	\$771.59
10/31/2024	V757957	CINTAS CORPORATION NO 2 (V-CARD)	\$564.63
10/31/2024	V757958	POINT SPRING & DRIVESHAFT (V-CARD)	\$58.13
10/31/2024	V757959	TK ELEVATOR CORP. (V-CARD)	\$1,346.80
10/31/2024	V758036	MEMO - BUREAU WORK COMP	\$11,984.01
10/31/2024	V758037	MEMO - P & A ADMINISTRATIVE	\$33,830.88
10/31/2024	V758038	MEMO MET LIFE INSURANCE	\$49,707.50
10/31/2024 - Total			\$371,249.15
Overall - Total			\$7,048,663.01

Fiscal Year	Fund - Expledger	Function First Two Digits	Fiscal Year Budgeted Amount	% Expensed	Fiscal Year Expense Amount	Fiscal Year Encumbrance Amount	Balance
25	0010000	1100	\$13,205,140.52	0.0223121	\$294,634.47	\$0.00	\$12,910,506.05
25	0010000	1100	\$20,597,278.14	0.27413394	\$5,646,413.05	\$28,643.66	\$14,922,221.43
25	0010000	1100	\$7,629,158.90	0.47120706	\$3,594,913.50	\$34,422.51	\$3,999,822.89
25	0010000	1100	\$9,132,911.71	0.4032398	\$3,682,753.51	\$75,849.57	\$5,374,308.63
25	0010000	1100	\$55,873.54	0.02521014	\$1,408.58	\$25,000.00	\$29,464.96
25	0010000	1100	\$129,744.32	0.5616686	\$72,873.31	\$35,100.93	\$21,770.08
25	0010000	1100	\$42,636.41	1.19270056	\$50,852.47	\$9,830.61	(\$18,046.67)
25	0010000	1200	\$347,208.89	0.60259998	\$209,228.07	\$4,698.47	\$133,282.35
25	0010000	1200	\$48,000.00	0.20098958	\$9,647.50	\$2,542.50	\$35,810.00
25	0010000	1200	\$687,882.10	0.31520843	\$216,826.24	\$0.00	\$471,055.86
25	0010000	1200	\$387,168.03	0.41815165	\$161,894.95	\$0.00	\$225,273.08
25	0010000	1200	\$1,836,303.97	0.47862394	\$878,899.05	\$0.00	\$957,404.92
25	0010000	1200	\$123,099.20	0	\$0.00	\$0.00	\$123,099.20
25	0010000	1200	\$597,535.56	0.26429234	\$157,924.07	\$0.00	\$439,611.49
25	0010000	1200	\$478,347.12	0.50146281	\$239,873.29	\$0.00	\$238,473.83
25	0010000	1200	\$800.00	0	\$0.00	\$0.00	\$800.00
25	0010000	1200	\$389,889.47	0.4834513	\$188,492.57	\$0.00	\$201,396.90
25	0010000	1200	\$2,997.53	0	\$0.00	\$0.00	\$2,997.53
25	0010000	1200	\$1,262,911.56	0.58603288	\$740,107.70	\$0.00	\$522,803.86
25	0010000	1200	\$15,000.00	0	\$0.00	\$0.00	\$15,000.00
25	0010000	1200	\$146,630.82	0.79550411	\$116,645.42	\$1,545.45	\$28,439.95
25	0010000	1200	\$348,661.31	0.37635501	\$131,220.43	\$0.00	\$217,440.88
25	0010000	1200	\$392,871.21	0.8145437	\$320,010.77	\$467.22	\$72,393.22
25	0010000	1200	\$3,830,503.90	0.32470765	\$1,243,793.93	\$817,884.09	\$1,768,825.88
25	0010000	1300	\$221,116.20	0.43265763	\$95,667.61	\$56,000.00	\$69,448.59
25	0010000	1300	\$13,534.40	0	\$0.00	\$0.00	\$13,534.40
25	0010000	1900	\$36,118.00	0	\$0.00	\$0.00	\$36,118.00
25	0010000	1900	\$75,727.16	0.30042062	\$22,750.00	\$5,000.00	\$47,977.16
25	0010000	1900	\$2,127,753.34	0.06343325	\$134,970.32	\$122,944.00	\$1,869,839.02
25	0010000	2100	\$486,481.88	0.46587731	\$226,640.87	\$45,686.63	\$214,154.38
25	0010000	2100	\$1,078,944.18	0.53334793	\$575,452.64	\$0.00	\$503,491.54
25	0010000	2100	\$330,361.10	0.72426893	\$239,270.28	\$1,442.09	\$89,648.73
25	0010000	2100	\$362,528.67	0.33482458	\$121,383.51	\$181,616.49	\$59,528.67
25	0010000	2100	\$550,720.90	0.56783952	\$312,721.09	\$0.00	\$237,999.81
25	0010000	2100	\$6,000.00	0.06166667	\$370.00	\$4,130.00	\$1,500.00
25	0010000	2100	\$849,497.63	0.4740978	\$402,744.96	\$72,782.59	\$373,970.08
25	0010000	2100	\$714,001.99	0.20222588	\$144,389.68	\$227,467.82	\$342,144.49
25	0010000	2100	\$452,296.86	0.15289237	\$69,152.74	\$202,336.76	\$180,807.36
25	0010000	2100	\$27,308.46	0.06635087	\$1,811.94	\$2,188.06	\$23,308.46
25	0010000	2100	\$22,087.61	0	\$0.00	\$0.00	\$22,087.61
25	0010000	2200	\$3,109.57	0	\$0.00	\$0.00	\$3,109.57
25	0010000	2200	\$528,146.67	0.35494977	\$187,465.54	\$14,843.55	\$325,837.58
25	0010000	2200	\$20,883.18	0.77433561	\$16,170.59	\$2,540.00	\$2,172.59
25	0010000	2200	\$4,459.05	0	\$0.00	\$0.00	\$4,459.05
25	0010000	2200	\$536,826.99	0.50268741	\$269,856.17	\$5,959.03	\$261,011.79
25	0010000	2300	\$254,471.67	0.46236746	\$117,659.42	\$70,625.71	\$66,186.54
25	0010000	2400	\$272,294.89	0.48965047	\$133,329.32	\$11,059.05	\$127,906.52
25	0010000	2400	\$473,473.75	0.37733872	\$178,659.98	\$0.00	\$294,813.77
25	0010000	2400	\$19,577.95	0.45169029	\$8,843.17	\$0.00	\$10,734.78
25	0010000	2400	\$1,844.25	0	\$0.00	\$0.00	\$1,844.25
25	0010000	2400	\$726,082.11	0.3733621	\$271,091.54	\$149,201.50	\$305,789.07
25	0010000	2400	\$3,270,581.92	0.45534297	\$1,489,236.49	\$58,723.97	\$1,722,621.46
25	0010000	2400	\$5,000.00	0.05365	\$268.25	\$4,731.75	\$0.00
25	0010000	2400	\$2,764.00	0.04269175	\$118.00	\$2,246.00	\$400.00
25	0010000	2400	\$33,270.00	0.49980884	\$16,628.64	\$720.00	\$15,921.36
25	0010000	2500	\$1,153,590.25	0.48693706	\$564,160.53	\$62,750.80	\$531,678.92
25	0010000	2500	\$68,641.20	0.29020472	\$19,920.00	\$28,600.00	\$20,121.20
25	0010000	2600	\$446,484.77	0.41119241	\$183,591.15	\$55,055.93	\$207,837.69
25	0010000	2600	\$166,335.42	0	\$0.00	\$0.00	\$166,335.42
25	0010000	2600	\$31,416.54	0.24859071	\$7,809.86	\$16,439.30	\$7,167.38
25	0010000	2700	\$4,103,045.21	0.46043389	\$1,889,181.06	\$979,443.48	\$1,234,420.67
25	0010000	2700	\$2,042,972.58	0.48318643	\$987,136.62	\$0.00	\$1,055,835.96
25	0010000	2700	\$3,677.35	0.29532136	\$1,086.00	\$403.70	\$2,187.65
25	0010000	2800	\$11.17	0	\$0.00	\$0.00	\$11.17
25	0010000	2800	\$18,738.82	0	\$0.00	\$0.00	\$18,738.82
25	0010000	2800	\$1,157.44	0	\$0.00	\$0.00	\$1,157.44
25	0010000	2800	\$4,919.05	0	\$0.00	\$0.00	\$4,919.05
25	0010000	2900	\$201,608.40	0.48240153	\$97,256.20	\$1,238.26	\$103,113.94
25	0010000	2900	\$320.00	0	\$0.00	\$100.00	\$220.00
25	0010000	2900	\$274,237.32	0.32279859	\$88,523.42	\$18,770.80	\$166,943.10
25	0010000	2900	\$10,213.81	0.08068879	\$824.14	\$2,175.86	\$7,213.81
25	0010000	3200	\$32,684.97	0.00215298	\$70.37	\$0.00	\$32,614.60
25	0010000	3200	\$18,315.00	0.08954409	\$1,640.00	\$23,360.00	(\$6,685.00)
25	0010000	3200	\$96.73	0	\$0.00	\$0.00	\$96.73
25	0010000	3200	\$10,500.00	0.05714286	\$600.00	\$4,400.00	\$5,500.00
25	0010000	4100	\$2,963.36	0	\$0.00	\$0.00	\$2,963.36
25	0010000	4100	\$3,732.73	0	\$0.00	\$0.00	\$3,732.73
25	0010000	4100	\$4,048.71	0	\$0.00	\$0.00	\$4,048.71
25	0010000	4100	\$18,875.56	0	\$0.00	\$0.00	\$18,875.56
25	0010000	4100	\$70,759.78	0.31469728	\$22,267.91	\$1,358.89	\$47,132.98
25	0010000	4100	\$10,887.17	0	\$0.00	\$0.00	\$10,887.17
25	0010000	4100	\$3,975.17	0.44981976	\$1,788.11	\$0.00	\$2,187.06
25	0010000	4100	\$15,026.35	0.34871675	\$5,239.94	\$0.00	\$9,786.41
25	0010000	4100	\$26,616.65	0.08530412	\$2,270.51	\$0.00	\$24,346.14
25	0010000	4500	\$47,666.00	0	\$0.00	\$0.00	\$47,666.00
25	0010000	4500	\$12,764.60	0	\$0.00	\$0.00	\$12,764.60
25	0010000	4500	\$21,398.84	0	\$0.00	\$0.00	\$21,398.84
25	0010000	4500	\$17,253.16	0	\$0.00	\$0.00	\$17,253.16
25	0010000	4500	\$91,126.48	0	\$0.00	\$0.00	\$91,126.48
25	0010000	4500	\$32,032.14	0	\$0.00	\$0.00	\$32,032.14
25	0010000	4500	\$35,960.76	0	\$0.00	\$0.00	\$35,960.76
25	0010000	4500	\$24,040.78	0.25190988	\$6,056.11	\$0.00	\$17,984.67
25	0010000	4500	\$12,034.16	0	\$0.00	\$0.00	\$12,034.16

Fiscal Year	Fund - Expledger	Function First Two Digits	Fiscal Year Budgeted Amount	% Expensed	Fiscal Year Expense Amount	Fiscal Year Encumbrance Amount	Balance
25	0010000	4500	\$7,920.63	0	\$0.00	\$0.00	\$7,920.63
25	0010000	4500	\$80,838.32	0	\$0.00	\$0.00	\$80,838.32
25	0010000	4500	\$41,285.57	0	\$0.00	\$0.00	\$41,285.57
25	0010000	4500	\$2,534.40	0	\$0.00	\$0.00	\$2,534.40
25	0010000	4500	\$44,965.23	0	\$0.00	\$0.00	\$44,965.23
25	0010000	4500	\$35,732.37	0	\$0.00	\$0.00	\$35,732.37
25	0010000	4500	\$25,320.61	0	\$0.00	\$0.00	\$25,320.61
25	0010000	4500	\$33,774.09	0	\$0.00	\$0.00	\$33,774.09
25	0010000	4500	\$17,630.79	0	\$0.00	\$0.00	\$17,630.79
25	0010000	4500	\$8,635.86	0	\$0.00	\$0.00	\$8,635.86
25	0010000	4500	\$22,864.87	0	\$0.00	\$0.00	\$22,864.87
25	0010000	4500	\$15,407.47	0	\$0.00	\$0.00	\$15,407.47
25	0010000	4500	\$12,430.20	0	\$0.00	\$0.00	\$12,430.20
25	0010000	4500	\$21,183.05	0	\$0.00	\$0.00	\$21,183.05
25	0010000	4500	\$11,664.54	0	\$0.00	\$0.00	\$11,664.54
25	0010000	4500	\$281,773.59	0.45410473	\$127,954.72	\$1,797.60	\$152,021.27
25	0010000	4500	\$33,238.42	0	\$0.00	\$0.00	\$33,238.42
25	0010000	4500	\$18,469.70	0	\$0.00	\$0.00	\$18,469.70
25	0010000	4600	\$10,433.90	0.3291195	\$3,434.00	\$0.00	\$6,999.90
25	0010000	4600	\$4,151.96	0	\$0.00	\$0.00	\$4,151.96
25	0010000	4600	\$9,448.00	0.07518628	\$710.36	\$0.00	\$8,737.64
25	0010000	4600	\$26,716.95	0.07235744	\$1,933.17	\$0.00	\$24,783.78
25	0010000	4600	\$8,585.75	0.2002376	\$1,719.19	\$0.00	\$6,866.56
25	0010000	4600	\$2,714.37	0	\$0.00	\$0.00	\$2,714.37
25	0010000	4600	\$6,631.52	0.20266394	\$1,343.97	\$0.00	\$5,287.55
25	0010000	5600	\$256,500.00	0	\$0.00	\$256,500.00	\$0.00
25	0010000	7200	\$186,398.00	0.00049679	\$92.60	\$0.00	\$186,305.40
25	0010000	7400	\$649,329.00	0	\$0.00	\$0.00	\$649,329.00
25	0010000	7500	\$0.00		\$0.00	\$0.00	\$0.00
25	0029000	2500	\$57,000.00	0.43606614	\$24,855.77	\$0.00	\$32,144.23
25	0029000	6100	\$4,202,756.50	0	\$0.00	\$3,928,018.25	\$274,738.25
25	0029012	2500	\$1,500.00	0	\$0.00	\$1,375.00	\$125.00
25	0029012	6100	\$1,722,388.20	0	\$0.00	\$1,721,512.50	\$875.70
25	0039001	2700	\$130,000.00	0.40648369	\$52,842.88	\$10,216.68	\$66,940.44
25	0060000	3100	\$204,209.78	0.29353261	\$59,942.23	\$405.31	\$143,862.24
25	0060000	3100	\$1,304,244.78	0.38052962	\$496,303.77	\$21,897.57	\$786,043.44
25	0069006	3100	\$1,151,042.00	0.24555917	\$282,648.92	\$289,969.64	\$578,423.44
25	0079004	3200	\$25,000.00	0	\$0.00	\$50,000.00	(\$25,000.00)
25	0079111	3200	\$0.00		\$0.00	\$0.00	\$0.00
25	0079333	3200	\$5,000.00	0	\$0.00	\$5,000.00	\$0.00
25	0089002	3200	\$300.00	0	\$0.00	\$300.00	\$0.00
25	0089003	3200	\$50,000.00	0	\$0.00	\$50,000.00	\$0.00
25	0089112	3200	\$700.00	0	\$0.00	\$1,000.00	(\$300.00)
25	0099000	1100	\$0.00		\$0.00	\$0.00	\$0.00
25	0099110	1100	\$278.12	0	\$0.00	\$278.12	\$0.00
25	0099120	1100	\$14,267.00	0.53832901	\$7,680.34	\$3,316.89	\$3,269.77
25	0099130	1100	\$17,182.00	0.65724479	\$11,292.78	\$2,425.57	\$3,463.65
25	0099140	1100	\$0.00		\$0.00	\$0.00	\$0.00
25	0099160	1100	\$13,801.00	0.40676545	\$5,613.77	\$1,399.06	\$6,788.17
25	0099170	1100	\$14,941.00	0.56262633	\$8,406.20	\$2,708.84	\$3,825.96
25	0099180	1100	\$13,799.00	0.5495304	\$7,582.97	\$3,000.00	\$3,216.03
25	0099200	1100	\$24,524.00	0.56228062	\$13,789.37	\$9,495.31	\$1,239.32
25	0099210	1100	\$23,203.00	0.43376115	\$10,064.56	\$11,571.14	\$1,567.30
25	0099300	1100	\$101,550.79	0.40094183	\$40,715.96	\$37,828.59	\$23,006.24
25	0099300	2400	\$90,000.00	0	\$0.00	\$90,000.00	\$0.00
25	0099301	2400	\$15,000.00	0.24212867	\$3,631.93	\$11,268.01	\$100.06
25	0099302	2400	\$5,000.00	0	\$0.00	\$5,000.00	\$0.00
25	0149016	1100	\$281,178.36	0.36462785	\$102,525.46	\$0.00	\$178,652.90
25	0149016	2400	\$73,518.39	0.21008104	\$15,444.82	\$0.00	\$58,073.57
25	0149016	2400	\$0.00		\$0.00	\$0.00	\$0.00
25	0149116	1200	\$309,137.79	0.31550086	\$97,533.24	\$0.00	\$211,604.55
25	0149116	1200	\$179,069.84	0.47247945	\$84,606.82	\$0.00	\$94,463.02
25	0149116	1200	\$54,220.60	0.01470179	\$797.14	\$3,230.50	\$50,192.96
25	0149116	2100	\$14,020.88	1.48096125	\$20,764.38	\$0.00	(\$6,743.50)
25	0149116	2100	\$55,000.00	0.11353018	\$6,244.16	\$9,370.00	\$39,385.84
25	0149116	2100	\$395,000.00	0.18969615	\$74,929.98	\$112,430.00	\$207,640.02
25	0149116	2200	\$4,080.53	0	\$0.00	\$0.00	\$4,080.53
25	0149116	2400	\$64,890.59	0.46896245	\$30,431.25	\$0.00	\$34,459.34
25	0149116	2400	\$133,226.40	0.43288808	\$57,672.12	\$1,600.00	\$73,954.28
25	0149116	2700	\$179.69	0.00539819	\$0.97	\$99.03	\$79.69
25	0149116	4100	\$5,420.00	0	\$0.00	\$1,077.00	\$4,343.00
25	0160000	1100	\$4,118,669.81	0.29940912	\$1,233,167.32	\$0.00	\$2,885,502.49
25	0160000	1100	\$193,211.71	0.51289355	\$99,097.04	\$0.00	\$94,114.67
25	0160000	1100	\$592,375.02	0.37009157	\$219,233.00	\$0.00	\$373,142.02
25	0160000	1200	\$0.00		\$0.00	\$0.00	\$0.00
25	0160000	1200	\$443,699.38	0.34254551	\$151,987.23	\$0.00	\$291,712.15
25	0160000	1200	\$129,294.76	0.36996263	\$47,834.23	\$0.00	\$81,460.53
25	0160000	1200	\$148,327.91	0.30488605	\$45,223.11	\$0.00	\$103,104.80
25	0160000	1200	\$23,562.98	0.28560691	\$6,729.75	\$0.00	\$16,833.23
25	0160000	1200	\$0.00		\$0.00	\$0.00	\$0.00
25	0160000	1900	\$237.67	0	\$0.00	\$0.00	\$237.67
25	0160000	2100	\$46,681.93	0.3368886	\$15,726.61	\$0.00	\$30,955.32
25	0160000	2100	\$36,314.09	0.30010858	\$10,898.17	\$0.00	\$25,415.92
25	0160000	2400	\$3,222.88	0	\$0.00	\$0.00	\$3,222.88
25	0160000	2400	\$6,447.44	0.2893505	\$1,865.57	\$0.00	\$4,581.87
25	0160000	2400	\$65,000.00	0.25682185	\$16,693.42	\$18,362.90	\$29,943.68
25	0160000	2400	\$0.00		\$0.00	\$0.00	\$0.00
25	0160000	2400	\$0.00		\$0.00	\$0.00	\$0.00
25	0160000	2500	\$92,248.90	0.46539742	\$42,932.40	\$0.00	\$49,316.50
25	0160000	2700	\$7,496.18	0.11520935	\$863.63	\$4,682.87	\$1,949.68
25	0160000	2800	\$404,865.40	0.29416394	\$119,096.80	\$0.00	\$285,768.60
25	0160000	2800	\$1,013,462.38	0.22252006	\$225,515.71	\$73,137.96	\$714,808.71
25	0160000	2800	\$1,858,275.15	0.33778078	\$627,689.63	\$0.00	\$1,230,585.52

Fiscal Year	Fund - Expledger	Function First Two Digits	Fiscal Year Budgeted Amount	% Expensed	Fiscal Year Expense Amount	Fiscal Year Encumbrance Amount	Balance
25	0160000	2800	\$990,532.71	0.29823159	\$295,408.15	\$178,852.99	\$516,271.57
25	0160000	2800	\$274,605.81	0.47309636	\$129,915.01	\$0.00	\$144,690.80
25	0160000	4100	\$13,739.37	0	\$0.00	\$0.00	\$13,739.37
25	0160410	2100	\$137,772.96	0.25379487	\$34,966.07	\$0.00	\$102,806.89
25	0161000	1100	\$282,464.30	0.34593901	\$97,715.42	\$0.00	\$184,748.88
25	0161000	1100	\$0.00		\$0.00	\$0.00	\$0.00
25	0161000	1200	\$329,112.67	0.27462252	\$90,381.75	\$0.00	\$238,730.92
25	0161000	2100	\$0.00		\$0.00	\$0.00	\$0.00
25	0189110	1100	\$155.00	0.98767742	\$153.09	\$0.00	\$1.91
25	0189110	2400	\$619.04	-0.79684673	(\$493.28)	\$619.04	\$493.28
25	0189113	2200	\$0.00		\$0.00	\$0.00	\$0.00
25	0189120	2400	\$36,455.84	0.09045574	\$3,297.64	\$7,985.88	\$25,172.32
25	0189123	2200	\$5,000.00	0	\$0.00	\$0.00	\$5,000.00
25	0189130	1100	\$4,229.76	0.03251248	\$137.52	\$2,750.00	\$1,342.24
25	0189130	2400	\$30,802.26	0.13397458	\$4,126.72	\$3,869.06	\$22,806.48
25	0189133	2200	\$250.00	0	\$0.00	\$250.00	\$0.00
25	0189140	1100	\$0.00		\$0.00	\$0.00	\$0.00
25	0189140	2400	\$0.00		\$0.00	\$0.00	\$0.00
25	0189143	2200	\$0.00		\$0.00	\$0.00	\$0.00
25	0189160	1100	\$1,450.00	0.36871034	\$534.63	\$0.00	\$915.37
25	0189160	2400	\$24,409.16	0.27014408	\$6,593.99	\$2,934.54	\$14,880.63
25	0189161	2200	\$1,800.00	0.88805556	\$1,598.50	\$0.00	\$201.50
25	0189163	2200	\$4,050.00	0.01234568	\$50.00	\$400.00	\$3,600.00
25	0189170	1100	\$500.00	0	\$0.00	\$5,000.00	(\$4,500.00)
25	0189170	2400	\$44,600.00	0.16128991	\$7,193.53	\$4,178.59	\$33,227.88
25	0189171	2400	\$500.00	0	\$0.00	\$300.00	\$200.00
25	0189180	1100	\$0.00		\$0.00	\$0.00	\$0.00
25	0189180	2400	\$35,385.00	0.07053554	\$2,495.90	\$6,871.60	\$26,017.50
25	0189181	7200	\$0.00		\$0.00	\$0.00	\$0.00
25	0189183	2200	\$8,000.00	0	\$0.00	\$0.00	\$8,000.00
25	0189184	7200	\$0.00		\$0.00	\$0.00	\$0.00
25	0189200	2400	\$30,756.90	0.06004084	\$1,846.67	\$6,803.50	\$22,106.73
25	0189203	2200	\$3,400.00	0	\$0.00	\$3,200.00	\$200.00
25	0189210	2400	\$28,949.88	0.10328298	\$2,990.03	\$16,368.85	\$9,591.00
25	0189211	2200	\$2,200.00	0.02272727	\$50.00	\$0.00	\$2,150.00
25	0189300	2400	\$29,325.28	0.26836436	\$7,869.86	\$20,643.25	\$812.17
25	0189301	2200	\$0.00		(\$33.91)	\$0.00	\$33.91
25	0189302	1100	\$29,000.00	0	\$0.00	\$29,000.00	\$0.00
25	0189303	0000	\$0.00		\$21.84	\$0.00	(\$21.84)
25	0189303	3200	\$131,456.04	0.12422312	\$16,329.88	\$65,320.69	\$49,805.47
25	0189303	3200	\$57,897.50	0.07556458	\$4,375.00	\$26,745.00	\$26,777.50
25	0189303	3200	\$8,000.00	0	\$0.00	\$7,500.00	\$500.00
25	0189304	4300	\$26,250.00	0.14385143	\$3,776.10	\$22,473.90	\$0.00
25	0189306	2400	\$5,300.00	0.16758491	\$888.20	\$4,411.80	\$0.00
25	0189307	1100	\$5,500.00	0	\$0.00	\$5,500.00	\$0.00
25	0189308	2100	\$3,000.00	0.11514	\$345.42	\$2,654.58	\$0.00
25	0189403	1200	\$1,200.00	0	\$0.00	\$1,200.00	\$0.00
25	0189901	1200	\$0.00		\$0.00	\$0.00	\$0.00
25	0189906	2900	\$2,000.00	0	\$0.00	\$0.00	\$2,000.00
25	0189907	1900	\$0.00		\$0.00	\$0.00	\$0.00
25	0189914	2900	\$0.00		\$0.00	\$0.00	\$0.00
25	0189915	2900	\$6,100.00	0	\$0.00	\$0.00	\$6,100.00
25	0189916	2900	\$8,300.00	0.38696988	\$3,211.85	\$338.90	\$4,749.25
25	0189917	2900	\$14,000.00	0.03571429	\$500.00	\$0.00	\$13,500.00
25	0189918	2900	\$10,111.00	0	\$0.00	\$0.00	\$10,111.00
25	0189919	2900	\$789.00	0	\$0.00	\$0.00	\$789.00
25	0189920	2800	\$359.64	0.93368368	\$335.79	\$14.21	\$9.64
25	0199009	2100	\$0.00		\$0.00	\$0.00	\$0.00
25	0199017	2100	\$0.00		\$0.00	\$0.00	\$0.00
25	0199025	1200	\$5,000.00	0	\$0.00	\$0.00	\$5,000.00
25	0199121	2100	\$6,500.00	0.23769231	\$1,545.00	\$1,242.50	\$3,712.50
25	0209001	2800	\$1,443.78	3.77977254	\$5,457.16	\$5,986.62	(\$10,000.00)
25	0229000	7900	\$10,000.00	0.007	\$70.00	\$4,930.00	\$5,000.00
25	0229300	4500	\$31,793.72	0.20936021	\$6,656.34	\$850.00	\$24,287.38
25	0229300	7200	\$0.00		\$0.00	\$0.00	\$0.00
25	0249001	2900	\$12,966,525.87	0.41134727	\$5,333,744.98	\$1,868,126.83	\$5,764,654.06
25	0249002	2900	\$768,484.00	0.3074644	\$236,281.47	\$155,217.76	\$376,984.77
25	0249094	2900	\$90,730.11	0.20289416	\$70,146.62	\$59,703.58	(\$39,120.09)
25	0270000	2900	\$342,355.60	0.17883908	\$61,226.56	\$106,024.07	\$175,104.97
25	0719013	2700	\$4,084,439.19	0.32016475	\$1,307,693.44	\$296,607.66	\$2,480,138.09
25	0719013	2800	\$170,743.81	0.14309784	\$24,433.07	\$54,580.17	\$91,730.57
25	0719013	7200	\$1,723,013.00	0	\$0.00	\$0.00	\$1,723,013.00
25	2009110	4600	\$143.26	0	\$0.00	\$143.26	\$0.00
25	2009121	4600	\$234.00	0	\$0.00	\$0.00	\$234.00
25	2009185	4600	\$1,400.00	0	\$0.00	\$0.00	\$1,400.00
25	2009201	4300	\$0.00		\$0.00	\$0.00	\$0.00
25	2009202	4600	\$5,000.00	0.020754	\$103.77	\$0.00	\$4,896.23
25	2009205	4600	\$250.00	0	\$0.00	\$0.00	\$250.00
25	2009209	4100	\$6,014.84	0	\$0.00	\$1,200.00	\$4,814.84
25	2009251	4300	\$192.41	0	\$0.00	\$192.41	\$0.00
25	2009253	4300	\$2,000.00	0	\$0.00	\$2,000.00	\$0.00
25	2009254	4100	\$4,000.00	0.09625	\$385.00	\$3,615.00	\$0.00
25	2009256	4100	\$3,250.00	0	\$0.00	\$3,250.00	\$0.00
25	2009258	4600	\$1,832.44	0	\$0.00	\$1,832.44	\$0.00
25	2009302	4100	\$1,250.00	0	\$0.00	\$1,250.00	\$0.00
25	2009303	4100	\$320.00	0	\$0.00	\$320.00	\$0.00
25	2009307	4100	\$55,577.22	0.16674764	\$9,267.37	\$44,982.63	\$1,327.22
25	2009309	4600	\$1,650.00	0	\$0.00	\$1,650.00	\$0.00
25	2009312	4100	\$20,000.00	0.3578705	\$7,157.41	\$12,842.59	\$0.00
25	2009314	4600	\$747.00	0.3161178	\$236.14	\$213.86	\$297.00
25	2009315	4600	\$470.00	0	\$0.00	\$470.00	\$0.00
25	2009318	4100	\$8,200.00	0	\$0.00	\$8,200.00	\$0.00
25	2009321	4600	\$20,000.00	0.0007465	\$14.93	\$19,980.00	\$5.07

Fiscal Year	Fund - Expledger	Function First Two Digits	Fiscal Year Budgeted Amount	% Expensed	Fiscal Year Expense Amount	Fiscal Year Encumbrance Amount	Balance
25	2009323	4600	\$1,600.00	0	\$0.00	\$1,600.00	\$0.00
25	2009324	4600	\$20,000.00	0.8936925	\$17,873.85	\$2,126.15	\$0.00
25	2009325	4100	\$25,000.00	0	\$0.00	\$22,000.00	\$3,000.00
25	2009326	4100	\$5,000.00	0	\$0.00	\$5,000.00	\$0.00
25	2009327	4100	\$3,000.00	0.2	\$600.00	\$2,400.00	\$0.00
25	2009330	4100	\$3,400.00	0.05882353	\$200.00	\$3,051.44	\$148.56
25	2009332	4100	\$8,000.00	0.06759	\$540.72	\$7,459.28	\$0.00
25	2009333	4600	\$70,000.00	0.320649	\$22,445.43	\$47,752.07	(\$197.50)
25	2009335	4100	\$5,000.00	0	\$0.00	\$5,000.00	\$0.00
25	2009336	4100	\$1,000.00	0.01917	\$19.17	\$745.01	\$235.82
25	2009337	4100	\$570.00	0	\$0.00	\$570.00	\$0.00
25	2009339	4100	\$0.00		\$1,707.99	\$15,292.01	(\$17,000.00)
25	2009340	4100	\$4,000.00	0.0329925	\$131.97	\$3,868.03	\$0.00
25	2009346	4100	\$135.00	0	\$0.00	\$135.00	\$0.00
25	2009350	4300	\$1,500.00	0.30944667	\$464.17	\$1,035.83	\$0.00
25	2009352	4100	\$7,500.00	0	\$0.00	\$7,500.00	\$0.00
25	2009353	4600	\$1,205.00	0	\$0.00	\$1,205.00	\$0.00
25	2009355	4600	\$600.00	0	\$0.00	\$600.00	\$0.00
25	2009380	4600	\$5,000.00	0	\$0.00	\$5,000.00	\$0.00
25	2009421	4600	\$2.50	60.6	\$151.50	\$0.00	(\$149.00)
25	2009422	4600	\$111.73	0	\$0.00	\$0.00	\$111.73
25	2009423	4600	\$1,672.78	0.90791975	\$1,518.75	\$0.00	\$154.03
25	2009424	4600	\$678.77	0.93807917	\$636.74	\$0.00	\$42.03
25	2009425	4600	\$0.00		\$2,243.73	\$4,399.63	(\$6,643.36)
25	2009426	4600	\$73,600.00	0.00513655	\$378.05	\$73,238.20	(\$16.25)
25	2009427	4600	\$2,500.00	0	\$0.00	\$2,500.00	\$0.00
25	2009428	4600	\$2,500.00	0.004312	\$10.78	\$2,489.22	\$0.00
25	3003000	4500	\$85,000.00	0.47058824	\$40,000.00	\$0.00	\$45,000.00
25	3003000	4500	\$27,000.00	0.61205556	\$16,525.50	\$3,500.00	\$6,974.50
25	3003000	4500	\$382,361.73	0.40040304	\$153,098.80	\$69,158.17	\$160,104.76
25	3003001	7200	\$0.00		\$0.00	\$0.00	\$0.00
25	3003003	7200	\$0.00		\$0.00	\$0.00	\$0.00
25	3003004	7200	\$0.00		\$0.00	\$0.00	\$0.00
25	3003007	7200	\$0.00		\$0.00	\$0.00	\$0.00
25	3003008	7200	\$0.00		\$0.00	\$0.00	\$0.00
25	3003010	7200	\$0.00		\$0.00	\$0.00	\$0.00
25	3003012	7200	\$0.00		\$0.00	\$0.00	\$0.00
25	3003013	7200	\$0.00		\$0.00	\$0.00	\$0.00
25	3003015	7200	\$0.00		\$0.00	\$0.00	\$0.00
25	3003016	7200	\$0.00		\$0.00	\$0.00	\$0.00
25	3003017	7200	\$0.00		\$0.00	\$0.00	\$0.00
25	3003018	7200	\$0.00		\$0.00	\$0.00	\$0.00
25	3003019	7200	\$0.00		\$0.00	\$0.00	\$0.00
25	3003020	7200	\$0.00		\$0.00	\$0.00	\$0.00
25	3003021	7200	\$0.00		\$0.00	\$0.00	\$0.00
25	3009110	4100	\$0.00		(\$234.46)	\$0.00	\$234.46
25	3009120	4100	\$8,000.00	0.37671125	\$3,013.69	\$2,935.00	\$2,051.31
25	3009130	4100	\$10,000.00	0.28875	\$2,887.50	\$2,887.50	\$4,225.00
25	3009140	4100	\$0.00		\$0.00	\$0.00	\$0.00
25	3009160	4100	\$10,000.00	0	\$0.00	\$0.00	\$10,000.00
25	3009170	4100	\$15,000.00	0.45066667	\$6,760.00	\$672.00	\$7,568.00
25	3009180	4100	\$12,339.85	0.29151813	\$3,597.29	\$4,500.00	\$4,242.56
25	3009201	4100	\$20,000.00	0.0948235	\$1,896.47	\$16,103.53	\$2,000.00
25	3009208	0000	\$4,649.00	0	\$0.00	\$14,292.00	(\$9,643.00)
25	3009208	4100	\$163,400.00	0.68563109	\$112,032.12	\$18,159.88	\$33,208.00
25	3009250	4100	\$12,849.00	0.08833372	\$1,135.00	\$8,845.00	\$2,869.00
25	3009253	4300	\$1,275.94	0.11756039	\$150.00	\$1,125.94	\$0.00
25	3009254	4300	\$1,924.37	0	\$0.00	\$1,924.37	\$0.00
25	3009258	0000	\$21,723.24	0	\$0.00	\$13,431.24	\$8,292.00
25	3009258	4100	\$148,154.00	0.71434386	\$105,832.90	\$42,143.10	\$178.00
25	3009302	4500	\$0.00		\$0.00	\$0.00	\$0.00
25	3009303	4600	\$2,700.00	0.08991852	\$242.78	\$2,457.22	\$0.00
25	3009304	4600	\$9,900.00	0.72180404	\$7,145.86	\$2,768.14	(\$14.00)
25	3009313	4100	\$0.00		\$0.00	\$24,000.00	(\$24,000.00)
25	3009334	4300	\$2,000.00	0	\$0.00	\$2,000.00	\$0.00
25	3009390	4600	\$9,000.00	0	\$0.00	\$9,000.00	\$0.00
25	3009403	1200	\$8,000.00	0.35	\$2,800.00	\$0.00	\$5,200.00
25	3009410	4500	\$6,560.18	0.10010853	\$656.73	\$3,343.27	\$2,560.18
25	4019012	3200	\$0.00		\$0.00	\$0.00	\$0.00
25	4019013	3200	\$0.00		\$0.00	\$0.00	\$0.00
25	4019013	7500	\$0.00		\$0.00	\$0.00	\$0.00
25	4019014	3200	\$34,093.76	0.59198751	\$20,183.08	\$0.00	\$13,910.68
25	4019015	3200	\$291,509.66	0.165799	\$48,332.01	\$50,686.76	\$192,490.89
25	4019023	3200	\$0.00		\$0.00	\$0.00	\$0.00
25	4019023	7500	\$0.00		\$0.00	\$0.00	\$0.00
25	4019024	3200	\$7,740.04	0.07958874	\$616.02	\$492.40	\$6,631.62
25	4019025	3200	\$11,405.63	0	\$0.00	\$940.00	\$10,465.63
25	4019031	3200	\$0.00		\$0.00	\$0.00	\$0.00
25	4019032	3200	\$0.00		\$0.00	\$0.00	\$0.00
25	4019033	3200	\$0.00		\$0.00	\$0.00	\$0.00
25	4019033	7500	\$0.00		\$0.00	\$0.00	\$0.00
25	4019034	3200	\$41,846.28	0.49458064	\$20,696.36	\$73,568.37	(\$52,418.45)
25	4019035	3200	\$418,680.85	0.64554194	\$270,276.05	\$64,293.57	\$84,111.23
25	4679021	2100	\$0.00		\$0.00	\$0.00	\$0.00
25	4999014	2100	\$0.00		\$3,068.31	\$0.00	(\$3,068.31)
25	4999019	2400	\$0.00		\$0.00	\$0.00	\$0.00
25	4999224	2200	\$3,361.25	0	\$0.00	\$0.00	\$3,361.25
25	5079022	1100	\$0.00		\$0.00	\$0.00	\$0.00
25	5079022	2700	\$0.00		\$0.00	\$0.00	\$0.00
25	5079023	1100	\$475,442.38	0.95816631	\$455,552.87	\$19,889.51	\$0.00
25	5079023	2700	\$166,118.00	1	\$166,118.00	\$0.00	\$0.00
25	5079024	1100	\$130,185.99	0.99144493	\$129,072.24	\$1,113.66	\$0.09
25	5079024	1900	\$0.00		(\$585.00)	\$0.00	\$585.00

Fiscal Year	Fund - Expledger	Function First Two Digits	Fiscal Year Budgeted Amount	% Expensed	Fiscal Year Expense Amount	Fiscal Year Encumbrance Amount	Balance
25	5079024	2700	\$519,801.40	0.94473389	\$491,074.00	\$0.00	\$28,727.40
25	5079121	1100	\$0.00		\$0.00	\$0.00	\$0.00
25	5079121	1900	\$0.00		\$0.00	\$0.00	\$0.00
25	5079121	1900	\$0.00		\$0.00	\$0.00	\$0.00
25	5079121	2200	\$0.00		\$5,000.39	\$0.00	(\$5,000.39)
25	5079121	2700	\$0.00		\$0.00	\$0.00	\$0.00
25	5079121	7400	\$0.00		\$0.00	\$0.00	\$0.00
25	5169023	1200	\$0.00		\$0.00	\$0.00	\$0.00
25	5169023	1200	\$0.00		\$0.00	\$0.00	\$0.00
25	5169023	1200	\$0.00		\$0.00	\$0.00	\$0.00
25	5169023	1200	\$0.00		\$0.00	\$0.00	\$0.00
25	5169023	2100	\$0.00		\$0.00	\$0.00	\$0.00
25	5169023	2100	\$0.00		\$0.00	\$0.00	\$0.00
25	5169023	2100	\$0.00		\$0.00	\$0.00	\$0.00
25	5169023	2100	\$0.00		\$0.00	\$0.00	\$0.00
25	5169023	2200	\$0.00		\$0.00	\$0.00	\$0.00
25	5169023	2400	\$0.00		\$0.00	\$0.00	\$0.00
25	5169023	2400	\$0.00		\$0.00	\$0.00	\$0.00
25	5169023	7400	\$0.00		\$0.00	\$0.00	\$0.00
25	5169024	1200	\$0.00		\$64,829.65	\$0.00	(\$64,829.65)
25	5169024	1200	\$0.00		\$43,501.99	\$0.00	(\$43,501.99)
25	5169024	1200	\$0.00		\$14,917.70	\$0.00	(\$14,917.70)
25	5169024	1200	\$15,006.85	0.04225204	\$634.07	\$0.00	\$14,372.78
25	5169024	2100	\$0.00		\$34,263.82	\$0.00	(\$34,263.82)
25	5169024	2100	\$154.86	112.30640579	\$17,391.77	\$0.00	(\$17,236.91)
25	5169024	2100	\$18,480.00	1	\$18,480.00	\$0.00	\$0.00
25	5169024	2200	\$3,290.00	0	\$0.00	\$0.00	\$3,290.00
25	5169024	2400	\$0.00		\$10,284.35	\$0.00	(\$10,284.35)
25	5169024	3200	\$1,275.96	0	\$0.00	\$0.00	\$1,275.96
25	5169025	1200	\$476,295.49	0.18850258	\$89,782.93	\$0.00	\$386,512.56
25	5169025	1200	\$485,826.22	0.20583965	\$100,002.30	\$0.00	\$385,823.92
25	5169025	1200	\$135,116.12	0.20105151	\$27,165.30	\$0.00	\$107,950.82
25	5169025	1200	\$4,581.00	0.57423488	\$2,630.57	\$1,369.43	\$581.00
25	5169025	2100	\$111,933.00	0.55410013	\$62,022.09	\$0.00	\$49,910.91
25	5169025	2100	\$168,537.68	0.18213613	\$30,696.80	\$3,747.53	\$134,093.35
25	5169025	2100	\$29,850.00	0	\$0.00	\$0.00	\$29,850.00
25	5169025	2200	\$44,000.00	-0.03488636	(\$1,535.00)	\$1,525.00	\$44,010.00
25	5169025	2400	\$67,637.96	0.18322551	\$12,393.00	\$0.00	\$55,244.96
25	5169025	3200	\$33,624.49	0.30771322	\$10,346.70	\$23,277.79	\$0.00
25	5519123	7400	\$0.00		\$0.00	\$0.00	\$0.00
25	5519124	1200	\$726.92	0.37441534	\$272.17	\$0.00	\$454.75
25	5729024	1200	\$88,175.12	0.68873589	\$60,729.37	\$0.00	\$27,445.75
25	5729024	3200	\$874.56	0	\$0.00	\$0.00	\$874.56
25	5729025	1200	\$530,800.78	0.22276471	\$118,243.68	\$0.00	\$412,557.10
25	5729025	3200	\$5,650.79	0.01352377	\$76.42	\$5,574.37	\$0.00
25	5729122	1100	\$0.00		\$0.00	\$0.00	\$0.00
25	5729123	1100	\$0.00		\$4,753.18	\$0.00	(\$4,753.18)
25	5729123	7400	\$0.00		\$0.00	\$0.00	\$0.00
25	5729124	1100	\$115,558.29	0.30294798	\$35,008.15	\$0.00	\$80,550.14
25	5729125	1100	\$51,088.02	0.20462997	\$10,454.14	\$2,802.34	\$37,831.54
25	5849023	1100	\$0.00		\$0.00	\$0.00	\$0.00
25	5849023	2200	\$0.00		\$0.00	\$0.00	\$0.00
25	5849023	7400	\$0.00		\$0.00	\$0.00	\$0.00
25	5849024	2200	\$9,973.23	-0.21321177	(\$2,126.41)	\$0.00	\$12,099.64
25	5849024	3200	\$1,980.02	0	\$0.00	\$0.00	\$1,980.02
25	5849025	2200	\$38,497.00	0.14198431	\$5,465.97	\$4,334.97	\$28,696.06
25	5849025	3200	\$4,876.62	0.06131296	\$299.00	\$4,577.62	\$0.00
25	5879023	1200	\$0.00		\$0.00	\$0.00	\$0.00
25	5879023	7400	\$0.00		\$0.00	\$0.00	\$0.00
25	5879024	1200	\$6,918.36	0.24879596	\$1,721.26	\$0.00	\$5,197.10
25	5879025	1200	\$44,392.40	0.13558132	\$6,018.78	\$2,479.62	\$35,894.00
25	5879123	1200	\$0.00		\$0.00	\$0.00	\$0.00
25	5909023	2200	\$0.00		\$0.00	\$0.00	\$0.00
25	5909023	3200	\$0.00		\$0.00	\$0.00	\$0.00
25	5909023	7400	\$0.00		\$0.00	\$0.00	\$0.00
25	5909024	2200	\$32,599.18	-0.14893227	(\$4,855.07)	\$0.00	\$37,454.25
25	5909024	3200	\$2,908.82	0.08250768	\$240.00	\$407.37	\$2,261.45
25	5909025	2200	\$105,547.59	0.1583119	\$16,709.44	\$20,582.10	\$68,256.05
25	5909025	3200	\$13,370.29	0.28353237	\$3,790.91	\$9,579.38	\$0.00
25	5999023	2700	\$33,990.50	0.97980818	\$33,304.17	\$686.33	\$0.00
		TOTALS	\$135,005,575.83				

GENERAL FUND-TRUE DAYS CASH

Includes Substitute Levy

