

Medina City Schools

Forecast Fund Analysis

September 30, 2024

	2024-2025 Original Estimate (1)	Y-T-D Actual July 2024 - June 2025 (2)	Percent	Variance (3)
Beginning Balance - July 1, 2024		33,660,259.80		0.00
General Fund	22,341,858.69			
Other Funds - Substitute Levy	11,318,401.11			
Revenue	<u>85,196,807.00</u> 85,196,807.00	<u>32,554,026.30</u> 32,554,026.30	<u>38.2%</u>	<u>52,642,780.70</u> 52,642,780.70
Expenditures	91,785,907.00	22,558,002.16	24.6%	69,227,904.84
Encumbrance	851,800.00	3,997,993.72		-3,146,193.72
	<u>92,637,707.00</u>	<u>26,555,995.88</u>		<u>66,081,711.12</u>
Ending Balance - June 30, 2025	26,219,359.80	39,658,290.22		-13,438,930.42

Original Estimate revenue, expenditure and encumbrance taken from May 2024 five-year forecast
Includes May 2018 Substitute Levy

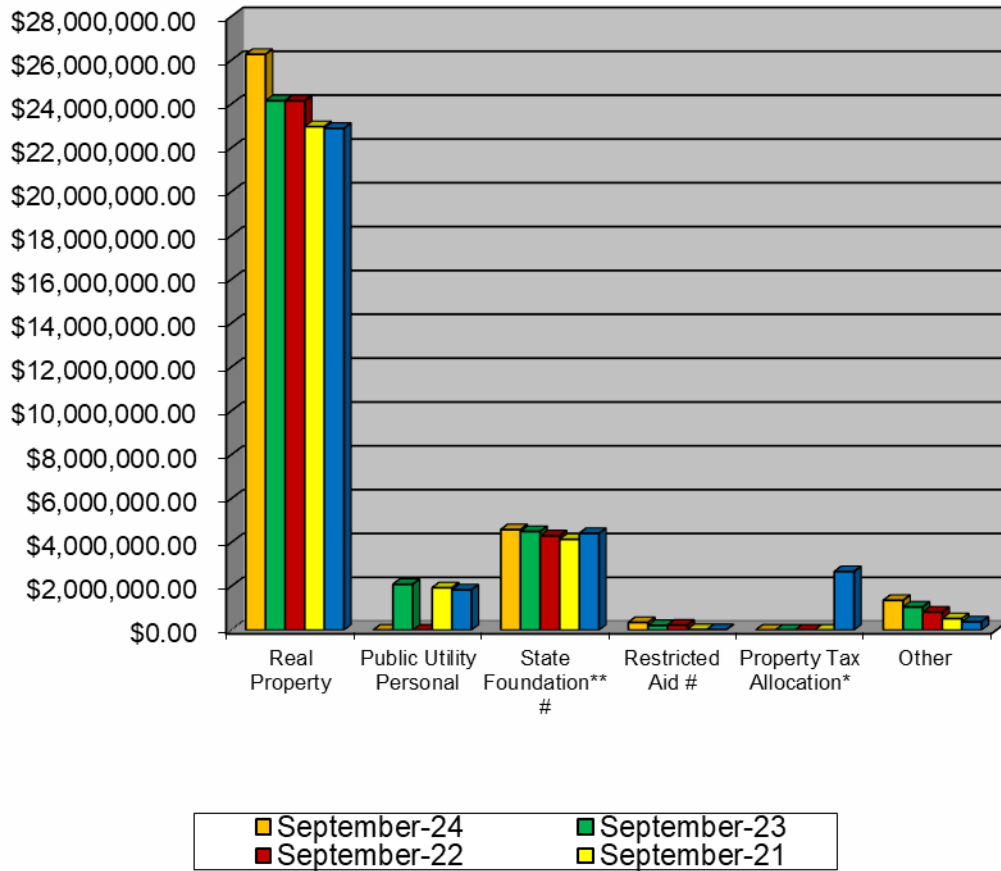
Forecast Funds Summary

September 2024

Revenues

1. Real Property Taxes – Total Real Property Taxes received from the beginning of the fiscal year until September 30, 2024 is \$26,267,170.00. This is an increase of 8.8% above last year's taxes received at this time. \$-0- was collected in September.
2. Public Utility Personal Property Taxes – Total Public Utility Personal Property Taxes received from the beginning of the fiscal year until September 30, 2024 is \$-0-. These monies are distributed upon settlement from the County Auditor. This amount is listed in a separate line for State and five-year forecasting purposes. \$-0- had been transferred from Real Property Taxes in September.
3. State Foundation – State Foundation monies received from the State of Ohio from the beginning of the fiscal year until September 30, 2024 total \$4,582,584.70. This is an increase of 1.9% above last year's foundation money received at this time. \$1,460,037.56 was collected in September.
4. Restricted Aid – Restricted Aid monies are for Career Tech funding and Economically Disadvantaged Students. We have added e-Rate funding as well because these funds are restrictive to technology. Monies received from the beginning of the fiscal year until September 30, 2024 total \$348,089.68. \$55,727.18 was collected in September.
5. Homestead and Rollback – Monies received from the State of Ohio from the beginning of the fiscal year until September 30, 2024 total \$-0-. \$-0- was collected in September. Receipts are based upon the real property taxes collected and Homestead filings with the County Auditor.
6. Other – Other monies received from the beginning of the fiscal year until September 30, 2024 total \$1,356,181.92. This is an increase of 28.9% above last year at this time. \$845,613.44 was collected in September.

Forecast Fund Revenue



	September-24	September-23	September-22	September-21	September-20	Current Forecast
Real Property	\$26,267,170	\$24,152,785	\$24,146,320	\$22,970,629	\$22,894,292	\$53,115,057
Public Utility Personal	\$0	\$2,090,332	\$0	\$1,931,103	\$1,837,573	\$4,280,523
State Foundation** #	\$4,582,585	\$4,497,934	\$4,302,785	\$4,139,372	\$4,411,307	\$17,827,529
Restricted Aid #	\$348,090	\$210,702	\$228,207	\$20,715	\$20,715	\$670,501
Property Tax Allocation*	\$0	\$0	\$0	\$0	\$2,670,563	\$5,519,200
Other	\$1,356,182	\$1,052,338	\$821,500	\$523,937	\$376,881	\$3,783,996
Total	\$32,554,026	\$32,004,092	\$29,498,812	\$29,585,756	\$32,211,331	\$85,196,806
State %	15.1%	14.7%	15.4%	14.1%	22.0%	

* Includes Homestead/Rollback, Tangible Personal Property Tax Fixed Rate Loss Reimbursement and Electric Deregulation.

** Includes Casino Revenue in State Foundation beginning January 2013 and Economic Disadvantaged Funding in November 2013.

Encompasses the Fair School Funding Plan as of January 2022

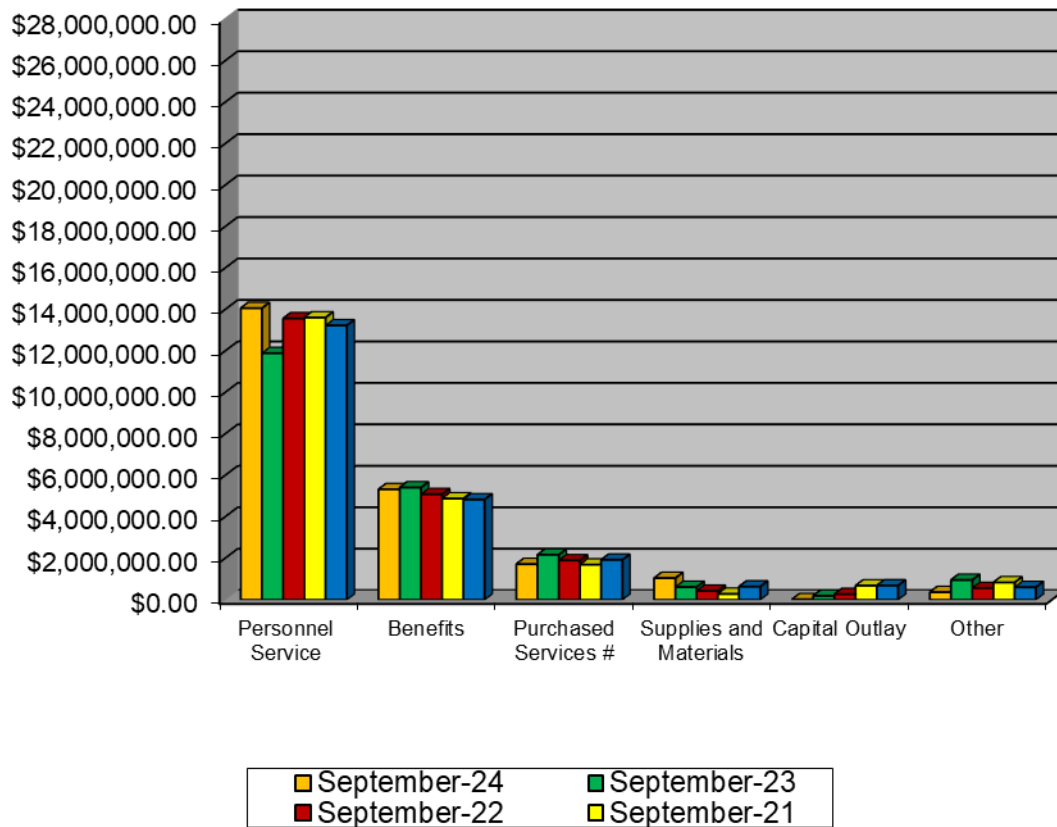
Forecast Funds Summary

September 2024

Expenditures

1. Personnel Services– The costs for personnel services for the School District from the beginning of the fiscal year until September 30, 2024 was \$14,068,444.64. This was an increase of 18.3% above last year at this time. \$5,171,845.38 was spent in September. The current year has 26 pays as opposed 27 pays in the last fiscal year.
2. Benefits – The cost for benefits for the School District from the beginning of the fiscal year until September 30, 2024 was \$5,329,356.43. This was a decrease of 1.6% below last year at this time. \$1,660,301.15 was spent in September.
3. Purchased Services – The cost for purchased services for the district from the beginning of the fiscal year until September 30, 2024 total \$1,723,935.69. This was a 20.7% decrease below last year at this time. \$634,793.39 was spent in September.
4. Supplies and Materials – The cost for supplies and materials for the district from the beginning of the fiscal year until September 30, 2024 total \$1,048,653.09. This was a 70.4% increase above last year at this time. \$698,227.43 was spent in September.
5. Capital Outlay – The cost for capital outlay for the district from the beginning of the fiscal year until September 30, 2024 total \$20,001.59. This was a 89.5% decrease below last year at this time. \$14,838.74 was spent in September.
6. Other – The cost of other expenditures excluding transfers for the district was \$367,610.72 for the fiscal year until September 30, 2024. This was a 61.5% decrease below last year at this time. \$155,739.04 was spent in September.

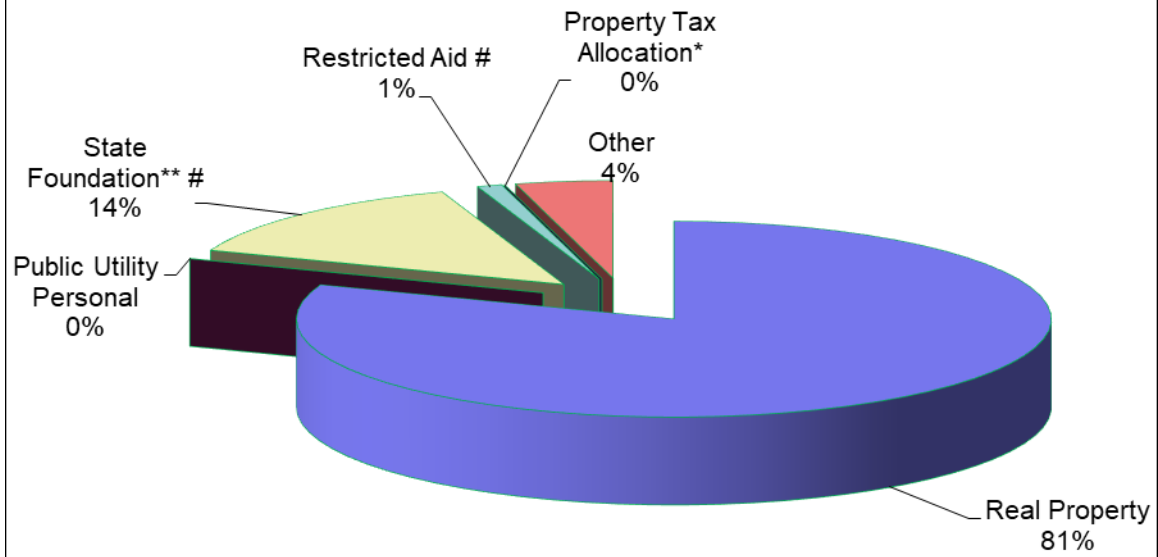
Forecast Fund Expenditures



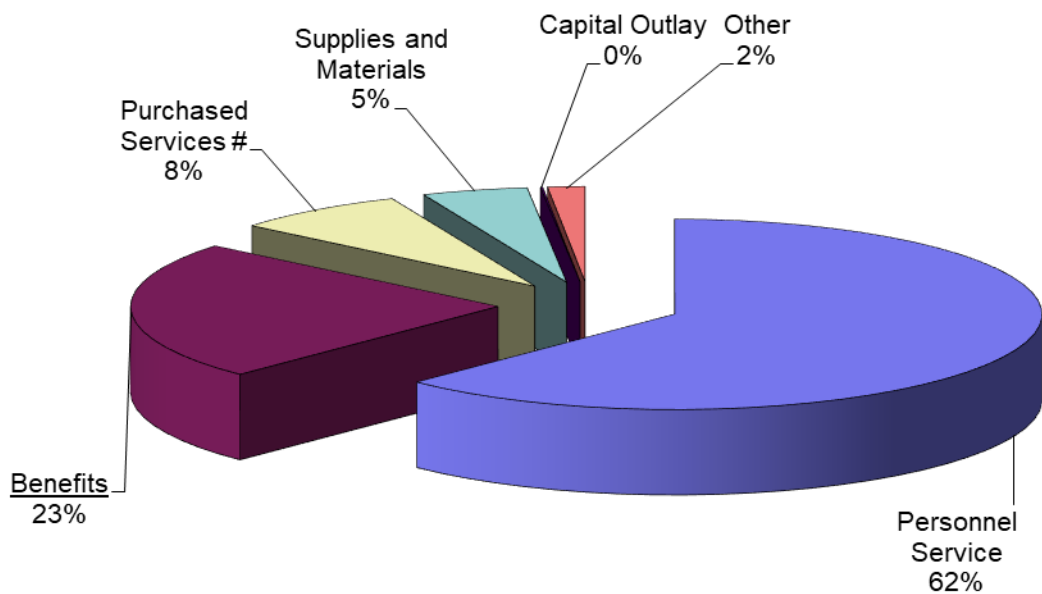
	September-24	September-23	September-22	September-21	September-20	Current Forecast
Personnel Service	\$14,068,445	\$11,894,399.83	\$13,572,883	\$13,616,917	\$13,235,291	\$54,548,943
Benefits	\$5,329,356	\$5,416,579.52	\$5,093,256	\$4,886,939	\$4,839,502	\$21,424,690
Purchased Services #	\$1,723,936	\$2,174,837.95	\$1,902,591	\$1,694,358	\$1,928,629	\$9,968,455
Supplies and Materials	\$1,048,653	\$615,557.35	\$427,736	\$282,771	\$635,908	\$2,113,895
Capital Outlay	\$20,002	\$190,725.49	\$271,578	\$683,555	\$688,923	\$582,941
Other	\$367,611	\$957,247.39	\$564,721	\$837,236	\$608,414	\$2,321,256
Transfers and Adv., Etc.	\$0	\$0.00	\$6,005	\$0	\$0	\$825,727
Other than Debt						
Total	\$22,558,002	\$21,249,348	\$21,838,771	\$22,001,776	\$21,936,666	\$91,785,907

Reduced with Fair School Funding Plan in January 2022

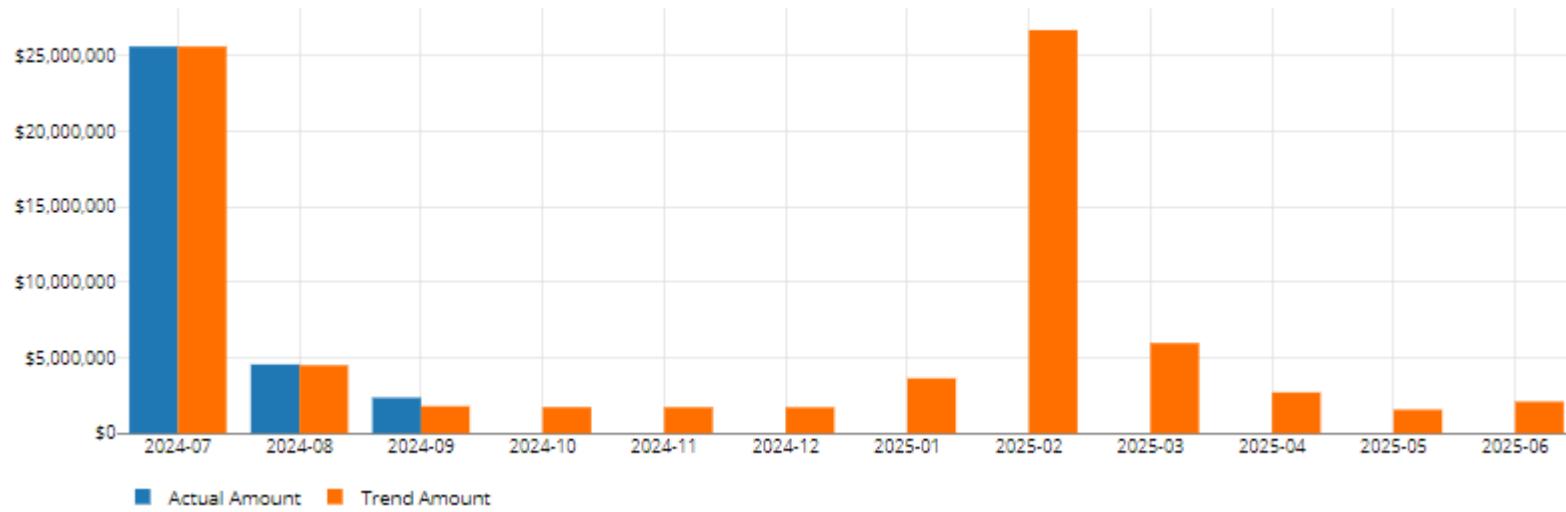
Current Forecast Fund Revenue



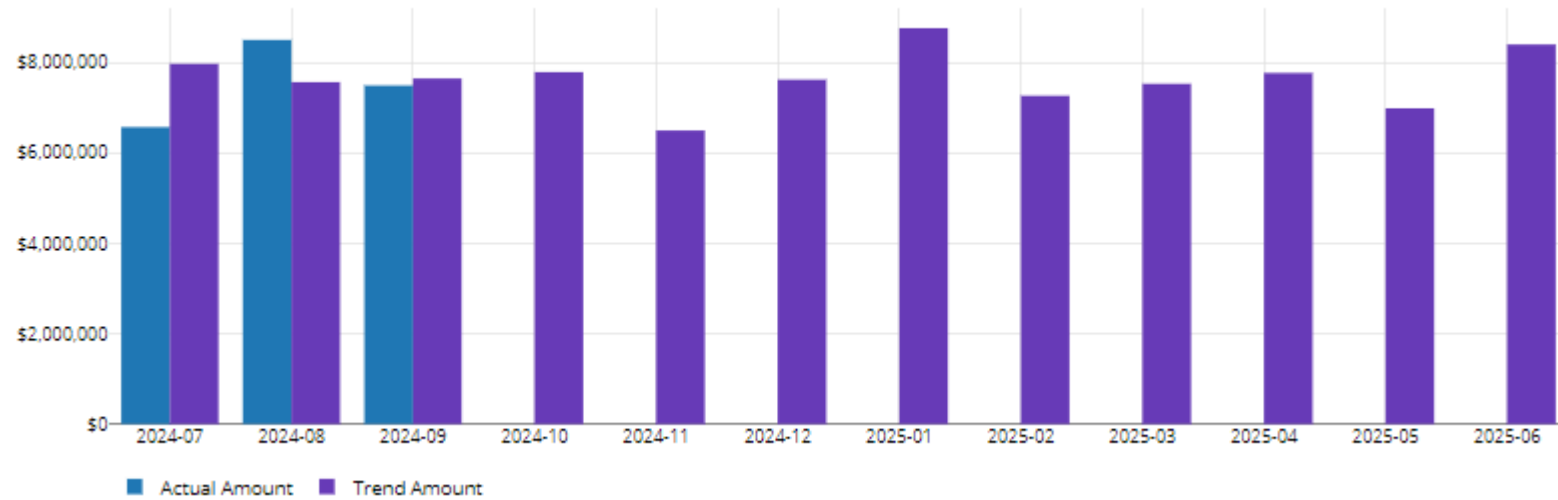
Current Forecast Fund Expenditures



Actual vs. Trend Revenues - Operating Funds



Actual vs. Trend Expenses - Operating Funds



	06/21/24	08/02/24	08/16/24	08/30/24	09/13/24	09/27/24	Last Two Month Variance	
ADMIN	\$29,293.62	\$29,270.76	\$26,461.55	\$26,078.45	\$26,078.45	\$26,078.45	-10.98%	
CERT 12 MNTH- admin certified	\$40,480.73	\$41,165.89	\$41,165.89	\$41,165.89	\$41,165.89	\$41,165.89	1.69%	
ASST PRINCIPAL	\$24,223.89	\$15,378.72	\$15,378.72	\$15,378.72	\$15,378.72	\$15,378.72	-36.51%	
CERTIFIED 219- PRINCIPALS	\$72,063.09	\$63,638.62	\$67,693.48	\$67,693.48	\$67,693.48	\$67,693.48	-6.06%	
PSYCHS	\$27,557.69	\$26,068.70	\$26,068.70	\$26,068.70	\$26,068.70	\$26,068.70	-5.40%	
TEACHERS	1,514,172.48	1,514,172.48	\$1,514,940.76	\$1,577,112.44	\$1,573,607.05	\$1,575,052.59	4.02%	
CERTIFIED 204:	\$7,840.41	\$4,834.03	\$13,481.70	\$13,587.91	\$13,668.80	\$13,668.80	74.34%	
CERTIFIED 194:	\$7,969.45	\$7,969.30					-100.00%	
12 MONTH	130,322.67	139,780.75	138,848.61	136,932.62	134,727.37	136,440.20	4.69%	
FOOD SERVICE	\$29,029.68	\$28,206.33	\$28,206.33	\$28,200.82	\$31,594.64	\$31,914.75	9.94%	
TRANSPORTATION	\$45,233.07	\$45,233.07	\$45,233.07	\$43,889.12	\$47,475.30	\$48,653.56	7.56%	
IPP	\$90,809.38	\$89,597.77	\$89,597.77	\$87,480.51	\$94,682.13	\$96,045.64	5.77%	
SECRETARY	\$42,549.47	\$41,319.92	\$41,355.31	\$47,051.48	\$44,868.04	\$43,506.93	2.25%	
MEDIA IPP	\$10,884.69	\$10,884.69	\$10,886.22	\$10,777.07	\$9,702.72	\$9,702.72	-10.86%	
PREVENTION COORDINATORS	\$10,277.42	\$10,277.23	\$10,971.23	\$10,971.23	\$10,971.23	\$10,971.23	6.75%	

Medina City School District

Sales Tax

Date	Sales Tax Description	Receipts	Expenditures	Balance
July 1, 2024	Beginning Balance (071) Sales Tax and (002-9012) Bond			\$4,633,927.93
July	Sales Tax Distribution	\$1,024,147.78		\$5,658,075.71
	Summer Roofing Project Consulting Services		\$8,040.00	\$5,650,035.71
	Heritage Elementary Renovation Consulting		\$4,800.00	\$5,645,235.71
	Restroom Partitions Canavan		\$12,095.00	\$5,633,140.71
	Heritage Renovation		\$235,627.26	\$5,397,513.45
	Fleet Master Lease Agreement		\$9,013.24	\$5,388,500.21
August	Heritage Elementary Renovation Consulting		\$16,800.00	\$5,371,700.21
	Fenn Concrete Sidewalk Project		\$21,237.00	\$5,350,463.21
	Installation of Lighting at PAC		\$6,262.50	\$5,344,200.71
	Paint Reno Project - Garfield		\$759.93	\$5,343,440.78
	Sealcoat Double Application Northrop		\$2,552.00	\$5,340,888.78
	Roof Replacement Project MHS		\$58,370.83	\$5,282,517.95
	Paving Project Claggett, Northrop, and Heritage		\$33,686.52	\$5,248,831.43
	Lighting Fixture Replacement PAC		\$24,452.00	\$5,224,379.43
September	Heritage Elementary Renovation Consulting		\$16,800.00	\$5,207,579.43
	Roof Project 2023 Consulting Services MHS		\$5,043.00	\$5,202,536.43
	Roofing Project Summer 2023 Consulting Services Canavan		\$2,460.00	\$5,200,076.43
	Heritage Renovation		\$9,400.00	\$5,190,676.43
	Carpet Tiles and Installation Garfield		\$21,288.52	\$5,169,387.91
	Paint Reno Project		\$3,776.59	\$5,165,611.32
	Scoreboard Booster Payment		(\$30,487.20)	\$5,196,098.52
	Heritage Preschool Reno		\$4,215.66	\$5,191,882.86
	Roof Project 2023 MHS		\$30,635.00	\$5,161,247.86
	Roofing Project Summer 2023 Canavan		\$99,549.00	\$5,061,698.86
	Fiscal Year Totals	\$1,024,147.78	\$596,376.85	

Medina City School District
Recreation Center

Date	Description	District Revenue	District Expenses	City Reimbursements	Total Balance
July 1, 2024	Beginning Balance (003-9001)				\$ (53,485.62)
July	Batting Cage		\$18,000.00		\$ (71,485.62)
	Door Frames for Family Changing		\$6,200.00		\$ (77,685.62)
	Batting Cage			\$9,000.00	\$ (68,685.62)
	Lighting Controls Replacement		\$78,042.00		\$ (146,727.62)
August	Door Frames for Family Changing			\$3,100.00	\$ (143,627.62)
	Lighting Controls Replacement			\$39,021.00	\$ (104,606.62)
September	N/A				
	Total Revenues, Expenditures and Reimbursements	\$ -	\$ 102,242.00	\$ 51,121.00	

Medina City Schools

SEPTEMBER**MONTH END BANK ACCOUNT BALANCES:**

OPERATING ACCOUNT - HUNTINGTON	\$ 2,432,129.59
FLEX ACCOUNT - HUNTINGTON	\$ 42,817.45
WORKERS COMP (ZBA) - HUNTINGTON	\$ -
WESTFIELD BANK	\$ 15,000.00
WESTFIELD BANK COMMERCIAL CHECKING	\$ 2,985,603.10
STAR OHIO - GENERAL	\$ 15,833,822.12
JP Morgan / Metlife Claims	\$ 17,066.14
RED TREE INVESTMENTS - GENERAL	\$ 20,907,465.85
MULTISECURITIES FIXED	\$ 12,080,000.00
MULTISECURITIES CASH FUND DEPOSITS	\$ 54,111.52
5/3RD BANK	\$ 7,070,981.90
T. ROWE PRICE Hoffman-Collins	\$ 305,592.89
DWS -Hoffman- Collins	\$ 579,863.59
DWS - Bushman	\$ 9,451.02
Kanehl Stocks	\$ 3,458.91

TOTAL BANK BALANCES	\$ 62,337,364.08
----------------------------	-------------------------

PETTY CASH/CHANGE FUND:

PETTY CASH	\$ -
TOTAL PETTY CASH/CHANGE FUND	\$ -

DEPOSITS IN TRANSIT:

Cafeteria Deposits	\$ 1,936.06
5/3rd Money Market holding	\$ 1,214,000.00
TOTAL DEPOSITS IN TRANSIT	\$ 1,215,936.06

OUTSTANDING CHECKS:

OPERATING ACCOUNT - HUNTINGTON:	
CHECKS	(209,608.06)
EFT-MEMO CKS	-
Workers Comp Outstanding Checks	(6,048.82)
Flex Outstanding Checks	(267.50)
PAYROLL ACCOUNT - HUNTINGTON:	
Payroll Deduction Checks	(61,231.25)
Payroll Electronic Payments	(309,086.79)
TOTAL OUTSTANDING CHECKS	\$ (586,242.42)

MISCELLANEOUS ADJUSTMENTS:**LIABILITY BALANCES:**

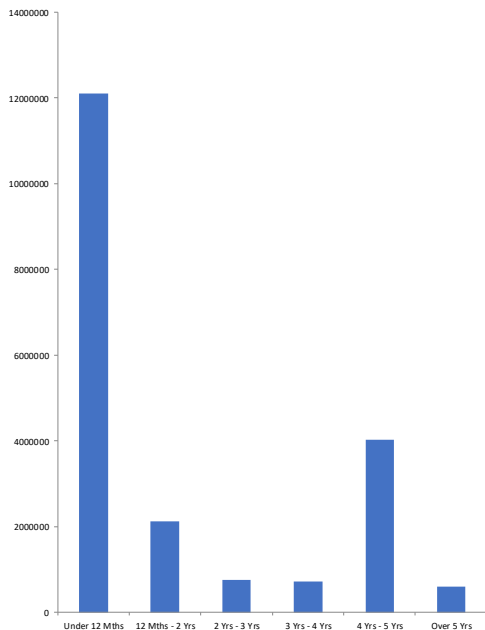
ADJUSTMENTS IN TRANSIT	(104,064.41)
TOTAL LIABILITIES ADJUSTMENTS	\$ (104,064.41)
TOTAL BANK BALANCE	\$ 62,862,993.31
PER FINSUM (eFP)	\$ 62,862,993.31
Difference	\$ 0.00

Monthly Investment Summary
Medina City School District
US Bank Custodian Acct Ending x70982
 September 30, 2024

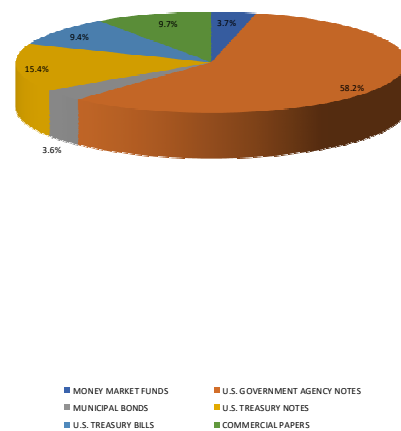
Monthly Cash Flow Activity		Market Value Summary				
From 08-31-24 through 09-30-24		Security Type	Market Value	Pct. Assets	Avg Yield at Cost	Wght Avg Mat
Beginning Book Value	20,858,125.72	Money Market Fund				
Contributions	0.00	MONEY MARKET FUNDS	777,633.74	3.7	4.75	0.00
Withdrawals	0.00	Fixed Income				
Realized Gains/Losses	475.00	MUNICIPAL BONDS	755,805.00	3.6	0.83	0.82
Gross Interest Earnings	48,865.13	U.S. GOVERNMENT AGENCY NOTES	12,200,462.65	57.8	3.44	1.17
Ending Book Value	20,907,465.85	U.S. TREASURY BILLS	1,977,511.86	9.4	4.55	0.25
		U.S. TREASURY NOTES	3,221,314.06	15.3	4.19	3.67
		Accrued Interest	151,157.28	0.7		
		Commercial Paper				
		COMMERCIAL PAPERS	2,034,813.26	9.6	5.48	0.26
		Accrued Interest	0.00	0.0		
		TOTAL PORTFOLIO	21,118,697.85	100.0	3.81	1.33

Maturity Distribution

Distribution by Maturity



Security Type Allocation



Disclosures:

RedTree's internal accounting system is used as the source of the market value of this account. Although obtained from a source believed to be reliable, we cannot guarantee its accuracy. You should review all account statements provided by the custodian and compare with the statements provided by RedTree.

Questions? Call 888.596.2293 or email info@redtreeinv.com

Portfolio Holdings Report
Medina City School District
US Bank Custodian Acct Ending x70982
 September 30, 2024

Quantity	Cusip	Security Description	Moody's	S&P	Cost Basis	Market Value	Yield at Cost	Wtd Maturity	Purchase Date
U.S. GOVERNMENT AGENCY NOTES									
2,000,000	3133EPVK8	Federal Farm Credit Bank 5.250% Due 10-02-24	Aaa	AA+	1,998,506.00	2,000,019.76	5.42	0.01	05-17-24
415,000	3130AKDS2	Federal Home Ln Bank 0.390% Due 10-28-24	Aaa	AA+	415,402.55	413,603.94	0.36	0.08	02-19-21
1,000,000	3135G06E8	Federal Natl Mtg Assoc 0.420% Due 11-18-24	Aaa	AA+	998,250.00	994,218.54	0.46	0.13	11-18-20
1,065,000	3133EPWP6	Federal Farm Credit Bank 5.500% Due 11-25-24	Aaa	AA+	1,064,829.60	1,065,644.28	5.52	0.15	09-25-23
1,000,000	3130A3GE8	Federal Home Ln Bank 2.750% Due 12-13-24	Aaa	AA+	987,919.00	996,212.05	5.38	0.20	06-24-24
1,200,000	3133EMER9	Federal Farm Credit Bank 0.470% Due 01-27-25	Aaa	AA+	1,198,620.00	1,183,563.95	0.50	0.32	10-29-20
600,000	3130AV7L0	Federal Home Ln Bank 5.000% Due 02-28-25	Aaa	AA+	595,584.00	600,766.70	5.57	0.40	10-20-23
250,000	3130AWLY4	Federal Home Ln Bank 5.125% Due 06-13-25	Aaa	AA+	249,855.00	251,674.46	5.16	0.68	08-24-23
800,000	3134GXDM3	Federal Home Ln Mtg 0.620% Due 12-01-25	Aaa	AA+	799,400.00	771,498.18	0.64	1.14	12-02-20
380,000	3134GXHD9	Federal Home Ln Mtg 0.700% Due 12-23-25	Aaa	AA+	380,000.00	365,059.47	0.70	1.20	12-23-20
500,000	3130AKZ25	Federal Home Ln Bank 0.650% Due 02-26-26	Aaa	AA+	500,000.00	477,909.46	0.65	1.37	02-26-21
500,000	3135GAVJ7	Federal Natl Mtg Assoc 3.375% Due 09-30-26	Aaa	AA+	496,925.00	496,793.20	3.70	1.92	09-30-24
200,000	3133EPWK7	Federal Farm Credit Bank 4.500% Due 09-22-28	Aaa	AA+	198,250.20	206,536.22	4.70	3.62	09-29-23
800,000	3133ERHN4	Federal Farm Credit Bank 4.250% Due 10-20-28	Aaa	AA+	795,080.00	819,144.52	4.41	3.66	06-27-24
725,000	3133EPZN8	Federal Farm Credit Bank 5.000% Due 10-24-28	Aaa	AA+	724,463.50	762,781.92	5.02	3.60	10-24-23
800,000	3133ERSP7	Federal Farm Credit Bank 3.500% Due 09-10-29	Aaa	AA+	799,546.40	795,036.00	3.51	4.49	09-19-24
	Accrued Interest					120,742.07			
					12,202,631.25	12,321,204.72	3.44	1.17	
MUNICIPAL BONDS									
500,000	677581JB7	State of Ohio, OH REV 0.520% Due 12-15-24	Aa2	AA	500,000.00	496,075.00	0.52	0.21	06-08-21
250,000	668180CW0	Northwestern LSD, OH GO 5.820% Due 12-01-26	Aa2		304,310.00	259,730.00	1.42	2.00	10-12-21
	Accrued Interest					5,615.56			
					804,310.00	761,420.56	0.83	0.82	
U.S. TREASURY NOTES									
500,000	91282CHM6	US Treasury Note 4.500% Due 07-15-26	Aaa	AA+	499,003.91	506,855.47	4.59	1.69	02-29-24
500,000	91282CHQ7	US Treasury Note 4.125% Due 07-31-28	Aaa	AA+	495,429.69	509,472.65	4.35	3.50	02-29-24
380,000	91282CJN2	US Treasury Note 4.375% Due 11-30-28	Aaa	AA+	379,940.63	391,444.53	4.38	3.74	06-28-24
500,000	91282CKD2	US Treasury Note 4.250% Due 02-28-29	Aaa	AA+	498,554.69	513,632.81	4.31	3.99	02-29-24
300,000	91282CKP5	US Treasury Note 4.625% Due 04-30-29	Aaa	AA+	299,582.77	313,078.12	4.66	4.05	04-30-24

Disclosures:

RedTree's internal accounting system is used as the source of the market value of this account. Although obtained from a source believed to be reliable, we cannot guarantee its accuracy. You should review all account statements provided by the custodian and compare with the statements provided by RedTree.

Questions? Call 888.596.2293 or email info@redtreeinv.com

Portfolio Holdings Report
Medina City School District
US Bank Custodian Acct Ending x70982
 September 30, 2024

Quantity	Cusip	Security Description	Moody's	S&P	Cost Basis	Market Value	Yield at Cost	Wtd Maturity	Purchase Date
400,000	91282CEV9	US Treasury Note 3.250% Due 06-30-29	Aaa	AA+	392,281.25	393,968.75	3.69	4.32	08-30-24
595,000	91282CLN9	US Treasury Note 3.500% Due 09-30-29	Aaa	AA+	593,837.04	592,861.72	3.54	4.55	09-30-24
	Accrued Interest					24,799.65			
					3,158,629.98	3,246,113.71	4.19	3.67	
U.S. TREASURY BILLS									
1,000,000	912797LV7	US Treasury Bill 0.000% Due 10-29-24	P-1	A-1+	996,215.50	996,315.28	4.72	0.08	09-30-24
1,000,000	912797MM6	US Treasury Bill 0.000% Due 03-06-25	P-1	A-1+	981,269.03	981,196.58	4.38	0.43	09-30-24
	Accrued Interest					0.00			
					1,977,484.53	1,977,511.86	4.55	0.25	
COMMERCIAL PAPER									
450,000	89119AM21	TD USA 0.000% Due 12-02-24	P-1	A-1+	439,253.25	446,281.65	5.47	0.17	06-24-24
400,000	89119AM39	TD USA 0.000% Due 12-03-24	P-1	A-1+	385,666.67	396,644.80	5.35	0.18	03-28-24
350,000	89233GND4	Toyota Motor Credit 0.000% Due 01-13-25	P-1	A-1+	336,061.25	345,304.05	5.53	0.29	04-18-24
600,000	17327ANM5	Citigroup 0.000% Due 01-21-25	P-1	A-1	576,015.00	591,258.60	5.55	0.31	04-26-24
260,000	89233GPM2	Toyota Motor Credit 0.000% Due 02-21-25	P-1	A-1+	249,780.18	255,324.16	5.50	0.39	05-29-24
	Accrued Interest					0.00			
					1,986,776.35	2,034,813.26	5.48	0.26	
MONEY MARKET FUND									
	USBMMF	First American Treasury Obligations Fund			777,633.74	777,633.74	4.75		
TOTAL PORTFOLIO					20,907,465.85	21,118,697.85	3.81	1.33	

Disclosures:

RedTree's internal accounting system is used as the source of the market value of this account. Although obtained from a source believed to be reliable, we cannot guarantee its accuracy. You should review all account statements provided by the custodian and compare with the statements provided by RedTree.

Questions? Call 888.596.2293 or email info@redtreeinv.com

Monthly Activity Reports
 Medina City School District
US Bank Custodian Acct Ending x70982
 From 09-01-24 Through 09-30-24

GROSS INTEREST INCOME

Ex-Date	Pay-Date	Security	Amount
U.S. GOVERNMENT AGENCY NOTES			
09-18-24	09-19-24	Federal Farm Credit Bank 3.500% Due 09-10-29	-700.00
09-21-24	09-21-24	Federal Home Ln Bank 6.000% Due 03-21-29	7,800.00
09-23-24	09-23-24	Federal Farm Credit Bank 4.500% Due 09-22-28	4,500.00
09-26-24	09-26-24	Federal Home Ln Bank 5.500% Due 01-26-26	4,583.33
09-27-24	09-27-24	Federal Home Ln Bank 0.500% Due 09-27-24	1,875.00
09-27-24	09-27-24	Federal Home Ln Mtg 6.000% Due 09-27-28	9,000.00
09-30-24	09-30-24	Federal Home Ln Bank 0.570% Due 09-30-24	4,275.00
09-30-24	09-30-24	Federal Home Ln Bank 0.510% Due 09-30-24	1,275.00
			32,608.33
U.S. TREASURY NOTES			
09-03-24	09-03-24	US Treasury Note 4.250% Due 02-28-29	10,625.00
U.S. TREASURY BILLS			
09-19-24	09-19-24	US Treasury Bill 0.000% Due 09-19-24	0.00
09-19-24	09-19-24	US Treasury Bill 0.000% Due 09-19-24	2,261.13
			2,261.13
MONEY MARKET FUND			
09-03-24	09-03-24	First American Treasury Obligations Fund	3,370.67
GROSS INCOME			48,865.13

Disclosures:

RedTree's internal accounting system is used as the source of the market value of this account. Although obtained from a source believed to be reliable, we cannot guarantee its accuracy. You should review all account statements provided by the custodian and compare with the statements provided by RedTree.

Questions? Call 888.596.2293 or email info@redtreeinv.com

Purchase and Sale
Medina City School District
US Bank Custodian Acct Ending x70982
 From 09-01-24 Through 09-30-24

Trade Date	Settle Date	Quantity	Security	Unit Price	Amount
PURCHASES					
09-18-2024	09-19-2024	800,000	Federal Farm Credit Bank 3.500% Due 09-10-29	99.94	799,546.40
09-27-2024	09-30-2024	500,000	Federal Natl Mtg Assoc 3.375% Due 09-30-26	99.38	496,925.00
09-26-2024	09-30-2024	1,000,000	US Treasury Bill 0.000% Due 03-06-25	98.13	981,269.03
09-30-2024	09-30-2024	1,000,000	US Treasury Bill 0.000% Due 10-29-24	99.62	996,215.50
09-23-2024	09-30-2024	595,000	US Treasury Note 3.500% Due 09-30-29	99.80	593,837.04
					3,867,792.97
SALES					
09-21-2024	09-21-2024	260,000	Federal Home Ln Bank 6.000% Due 03-21-29	100.00	260,000.00
09-26-2024	09-26-2024	500,000	Federal Home Ln Bank 5.500% Due 01-26-26	100.00	500,000.00
09-27-2024	09-27-2024	750,000	Federal Home Ln Bank 0.500% Due 09-27-24	100.00	750,000.00
09-30-2024	09-30-2024	1,500,000	Federal Home Ln Bank 0.570% Due 09-30-24	100.00	1,500,000.00
09-30-2024	09-30-2024	500,000	Federal Home Ln Bank 0.510% Due 09-30-24	100.00	500,000.00
09-27-2024	09-27-2024	300,000	Federal Home Ln Mtg 6.000% Due 09-27-28	100.00	300,000.00
09-19-2024	09-19-2024	780,000	US Treasury Bill 0.000% Due 09-19-24	100.00	780,000.00
					4,590,000.00

Disclosures:

RedTree's internal accounting system is used as the source of the market value of this account. Although obtained from a source believed to be reliable, we cannot guarantee its accuracy. You should review all account statements provided by the custodian and compare with the statements provided by RedTree.

Questions? Call 888.596.2293 or email info@redtreeinv.com

Realized Gains/Losses
Medina City School District
US Bank Custodian Acct Ending x70982
 From 09-01-24 Through 09-30-24

Open Date	Close Date	Quantity	Security	Cost Basis	Proceeds	Gain or Loss	
						Short Term	Long Term
03-21-2024	09-21-2024	260,000	Federal Home Ln Bank 6.000% Due 03-21-29	260,000.00	260,000.00	0.00	
06-26-2024	09-26-2024	500,000	Federal Home Ln Bank 5.500% Due 01-26-26	499,750.00	500,000.00	250.00	
09-27-2021	09-27-2024	750,000	Federal Home Ln Bank 0.500% Due 09-27-24	749,775.00	750,000.00		225.00
09-29-2023	09-27-2024	300,000	Federal Home Ln Mtg 6.000% Due 09-27-28	300,000.00	300,000.00	0.00	
03-30-2021	09-30-2024	1,500,000	Federal Home Ln Bank 0.570% Due 09-30-24	1,500,000.00	1,500,000.00		0.00
03-30-2021	09-30-2024	500,000	Federal Home Ln Bank 0.510% Due 09-30-24	500,000.00	500,000.00		0.00
TOTAL GAINS						250.00	225.00
TOTAL LOSSES						0.00	0.00
				3,809,525.00	3,810,000.00	250.00	225.00
TOTAL REALIZED GAIN/LOSS		475.00					

Disclosures:

RedTree's internal accounting system is used as the source of the market value of this account. Although obtained from a source believed to be reliable, we cannot guarantee its accuracy. You should review all account statements provided by the custodian and compare with the statements provided by RedTree.

Questions? Call 888.596.2293 or email info@redtreeinv.com

ENV# CEBQTFQHBBMRQFF_BBBBB
FIFTH THIRD SECURITIES, INC.
MD 1M0B2A
5050 KINGSLEY DRIVE
CINCINNATI, OH 45263



MEDINA CITY SCHOOLS
DAVID CHAMBERS
739 WEYMOUTH RD
MEDINA OH 44256

STATEMENT FOR THE PERIOD SEPTEMBER 1, 2024 TO SEPTEMBER 30, 2024

MEDINA CITY SCHOOLS - Corporation
Account Number: [REDACTED]

BEGINNING VALUE OF YOUR PORTFOLIO	\$8,037,274.70
TOTAL VALUE OF YOUR PORTFOLIO	\$8,083,399.55

For questions about your accounts:
In-State: 614 744 5496
National: 888 889 1025

By the courtesy of:
Carter & Savage

FOR YOUR INFORMATION

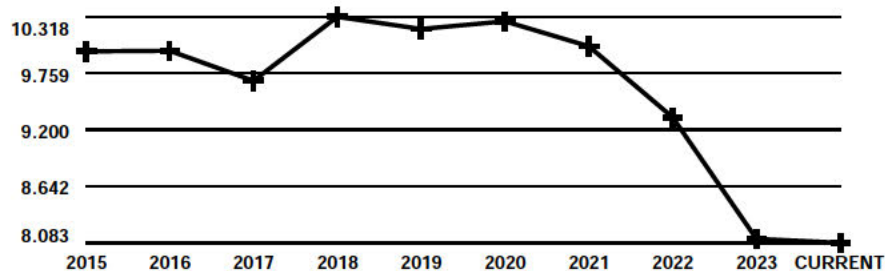
Fifth Third Securities, Inc. Investments offered through Fifth Third Securities, Inc., member
FINRA/SIPC

Fifth Third Securities, Inc.

MN _CEBQTFQHBBMRQFF_BBBBB 20240930

CHANGE IN VALUE OF YOUR PORTFOLIO

\$ millions



Change In Value Of Your Portfolio information can be found in Miscellaneous Footnotes at the end of this statement.

Account carried with National Financial Services LLC, Member
NYSE, SIPC

Statement for the Period September 1, 2024 to September 30, 2024

MEDINA CITY SCHOOLS - Corporation
Account Number: [REDACTED]



Account Overview

CHANGE IN ACCOUNT VALUE	Current Period	Year-to-Date
BEGINNING VALUE	\$8,037,274.70	\$8,125,004.49
Additions and Withdrawals	(\$7,997.06)	(\$337,813.53)
Misc. & Corporate Actions	\$0.00	\$0.00
Income	\$7,997.06	\$88,813.53
Taxes, Fees and Expenses	\$0.00	\$0.00
Change in Value	\$46,124.85	\$207,395.06
ENDING VALUE (AS OF 09/30/24)	\$8,083,399.55	\$8,083,399.55

Refer to Miscellaneous Footnotes for more information on Change in Value.

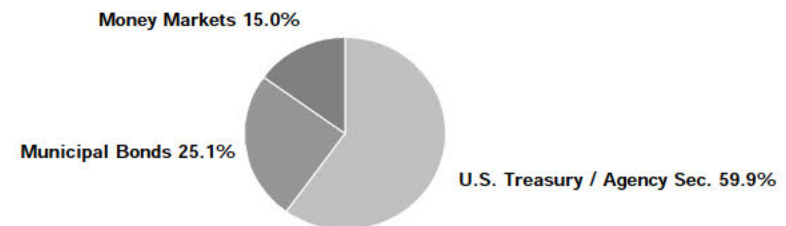
INCOME	Current Period	Year-to-Date
TAXABLE		
Taxable Dividends	\$4,497.06	\$20,576.09
Taxable Interest	\$3,500.00	\$68,237.44
TOTAL TAXABLE	\$7,997.06	\$88,813.53
TOTAL INCOME	\$7,997.06	\$88,813.53

Taxable income is determined based on information available to NFS at the time the statement was prepared, and is subject to change. Final information on taxation of interest and dividends is available on Form 1099-Div, which is mailed in February of the subsequent year.

MESSAGES AND ALERTS

Customers wishing to learn more about their investment professional can contact the FINRA BrokerCheck Hotline Number at 1-800-289-9999 or visit the FINRA Regulation website www.finra.org. Customers can also obtain an investor brochure that includes information describing the FINRA BrokerCheck program by contacting Brokerage Operations 1-888-889-1025.

ACCOUNT ALLOCATION



	Percent	Prior Period	Current Period
Money Markets	15.0 %	\$1,214,000.00	\$1,214,000.00
Municipal Bonds	25.1	\$2,015,104.20	\$2,030,081.80
U.S. Treasury / Agency Sec.	59.9	\$4,808,170.50	\$4,839,317.75
TOTAL	100.0 %	\$8,037,274.70	\$8,083,399.55

Account Allocation shows the percentage that each asset class represents of your total account value. Account Allocation for equities, fixed income, and other categories may include mutual funds and may be net of short positions. NFS has made assumptions concerning how certain mutual funds are allocated. Closed-end mutual funds and Exchange Traded Products (ETPs) listed on an exchange may be included in the equity allocation. The chart may not reflect your actual portfolio allocation. Consult your broker/dealer prior to making investment decisions.

Order Routing Policy- FTS utilizes NFS for its order executions with the exception of certain orders facilitated by its Equity Trading Desk, such as those executed pursuant to certain open-market share repurchase programs and at-the-market offerings for issuer clients. Therefore, outside of the orders executed by the Equity Trading Desk, the disclosed NFS Order Routing Policy is to be referenced. The FTS Order Routing Policy is similar to the NFS policy as absent specific order routing instructions from account holders.



Account Overview *continued*

MESSAGES AND ALERTS *continued*

Order Flow Practices- SEC Rule 607 Disclosure- FTS is a customer of NFS, where NFS provides certain securities clearance services. FTS receives remuneration for directing order to a particular broker or dealer and routes orders to market centers, national securities exchanges, alternative trading systems, electronic communication networks, and broker-dealers that offer credits for certain types of orders, while assessing fees for other types of orders. Credits offered by a market center may exceed the charges assessed, such that a market center may make a payment to FTS in relation to the orders. Such remuneration, if any, is considered compensation to FTS.

Order Routing Factors- FTS transmits orders for execution to various venues based on a number of factors as noted in the NFS disclosure. The factors include, but are not limited to: the ability of a market center to execute the orders at or superior to the publicly quoted market, the speed of execution, the availability of efficient automated transaction processing, liquidity enhancement opportunities, trading characteristics of the particular securities, and the extent to which different markets may be more suitable for different types of orders or different securities.

Statement for the Period September 1, 2024 to September 30, 2024

MEDINA CITY SCHOOLS - Corporation
Account Number: [REDACTED]



Holdings

NFS-provided cost basis, realized gain (loss) and holding period information may not reflect all adjustments necessary for tax purposes. Please refer to Footnotes and Cost Basis Information at the end of this statement for more information.

For additional information regarding your holdings, please refer to the footnotes at the end of the statement.

Client Investment - Reflects the amount from share purchases, transfers and conversions that have customer or third party provided cost basis. The amount does not reflect all account activity, including, but not limited to shares acquired via certain corporate actions, gifted/inherited, date of death step-up, or dividend reinvestments. The amount may fluctuate over time based on activity within the account due to buying, transferring or converting additional shares or selling all or part of a security. Transfers or conversions that do not have cost basis will not be reflected in the Client Investment amount. The reflected Client Investment amount does not represent your cost basis reported on IRS Form 1099-B, as it is a separate calculation.

CASH AND CASH EQUIVALENTS - 15.02% of Total Account Value

Description	Symbol/Cusip Account Type	Quantity	Price on 09/30/24	Current Market Value	Estimated Annual Income
Money Markets					
FEDERATED HERMES GOVT OBLIGATIONS IS 7 DAY YIELD 4.81% Dividend Option Cash Capital Gain Option Cash	GOIXX CASH	1,214,000	\$1.00	\$1,214,000.00	
Total Cash and Cash Equivalents				\$1,214,000.00	

Statement for the Period September 1, 2024 to September 30, 2024

MEDINA CITY SCHOOLS - Corporation
Account Number: [REDACTED]



HOLDINGS > FIXED INCOME - 84.98% of Total Account Value

ALERT: You have a fixed income position due to mature within the next 90 days.

For an explanation of fixed income pricing, please see the last page. Redemption schedule(s), bond rating(s), and other information are provided where available. If information does not appear regarding a particular investment, it is not available.

Copyright 2022, S&P Global Market Intelligence. Reproduction of any information, data or material, including ratings ("Content") in any form is prohibited except with the prior written permission of the relevant party. Such party, its affiliates and suppliers ("Content Providers") do not guarantee the accuracy, adequacy, completeness, timeliness or availability of any Content and are not responsible for any errors or omissions (negligent or otherwise), regardless of the cause, or for the results obtained from the use of such Content. In no event shall Content Providers be liable for any damages, costs, expenses, legal fees, or losses (including lost income or lost profit and opportunity costs) in connection with any use of the Content. A reference to a particular investment or security, a rating or any observation concerning an investment that is part of the Content is not a recommendation to buy, sell or hold such investment or security, does not address the suitability of an investment or security and should not be relied on as investment advice. Credit ratings are statements of opinions and are not statements of fact.

Moody's® Copyright 2022, Moody's Investors Service, Inc. ("Moody's"). Moody's ratings ("Ratings") are proprietary to Moody's or its affiliates and are protected by copyright and other intellectual property laws. Ratings are licensed to Licensee by Moody's. RATINGS MAY NOT BE COPIED OR OTHERWISE REPRODUCED, REPACKAGED, FURTHER TRANSMITTED, TRANSFERRED, DISSEMINATED, REDISTRIBUTED OR RESOLD, OR STORED FOR SUBSEQUENT USE FOR ANY SUCH PURPOSE, IN WHOLE OR IN PART, IN ANY FORM OR MANNER OR BY ANY MEANS WHATSOEVER, BY ANY PERSON WITHOUT MOODY'S PRIOR WRITTEN CONSENT. Moody's® is a registered trademark.

Description	Symbol/Cusip Account Type	Quantity	Estimated Price on 09/30/24	Estimated Current Market Value	Estimated Annual Income	Original/Adjusted Cost Basis	Unrealized Gain (Loss)
Municipal Bonds							
COLUMBUS OHIO ST CMNTY COLLEGE 00.56700% 12/01/2024 TAXABLE FACS CONSTR IMPT GO UNLTD TAX BDS SER. 2020 B UNLIMITED GEN OBLIG MOODY'S Aa1 /S&P AA CPN PMT SEMI-ANNUAL ON JUN 01, DEC 01 Next Interest Payable: 12/01/24 Accrued Interest \$869.40 Average Unit Cost \$98.62 Client Investment \$453,645.40 Adjusted Cost Basis Unrealized Market Discount Income	19954VAJ6 CASH	460,000	\$99.378	\$457,138.80	\$2,608.20	\$453,645.40	\$3,493.40
CENTERVILLE OHIO CITY SCH DIST 00.81900% 12/01/2025 TAXABLE UNLTD TAX GO IMPT REF BDS SER. 2020 UNLIMITED GEN OBLIG MOODY'S Aa1 CPN PMT SEMI-ANNUAL ON DEC 01, JUN 01 Next Interest Payable: 12/01/24	152239JX8 CASH	250,000	\$96.326	\$240,815.00	\$2,047.50	\$250,772.50	

Statement for the Period September 1, 2024 to September 30, 2024

MEDINA CITY SCHOOLS - Corporation
Account Number: [REDACTED]



HOLDINGS > FIXED INCOME *continued*

Description	Symbol/Cusip Account Type	Quantity	Estimated Price on 09/30/24	Estimated Current Market Value	Estimated Annual Income	Original/Adjusted Cost Basis	Unrealized Gain (Loss)
CENTERVILLE OHIO CITY SCH DIST 00.81900%	152239JX8	<i>continued</i>					
Accrued Interest							
Average Unit Cost							
Client Investment							
Adjusted Cost Basis						\$250,199.83	D (\$9,384.83)
YTD Amortized Premium	\$84.92 E						
FRANKLIN CNTY OHIO TAXABLE GO LTD TAX	3531727W3	1,400,000	\$95.152	\$1,332,128.00	\$11,900.00	\$1,400,000.00	
00.85000% 06/01/2026 VAR PURP REF BDS	CASH						
SER. 2021 B							
LIMITED GEN OBLIG							
MOODY'S Aaa /S&P AAA							
CPN PMT SEMI-ANNUAL							
ON DEC 01, JUN 01							
Next Interest Payable: 12/01/24							
Accrued Interest	\$3966.67						
Average Unit Cost	\$100.00						
Client Investment	\$1,400,000.00						
Adjusted Cost Basis						\$1,400,000.00	D (\$67,872.00)
Total Municipal Bonds		2,110,000		\$2,030,081.80	\$16,555.70	\$2,103,845.23	(\$73,763.43)
U.S. Treasury / Agency Securities							
FEDERAL NATL MTG ASSN NOTE 0.42000%	3135G06E8	275,000	\$99.421	\$273,407.75	\$1,155.00	\$274,835.00	
11/18/2024	CASH						
MOODY'S Aaa /S&P AA+							
CPN PMT SEMI-ANNUAL							
ON MAY 18, NOV 18							
Next Interest Payable: 11/18/24							
Accrued Interest	\$426.71						
Average Unit Cost	\$99.94						
Client Investment	\$274,835.00						
Adjusted Cost Basis						\$274,835.00	D (\$1,427.25)
FEDERAL HOME LOAN BA SER HR-9025	3130AQRN5	1,000,000	\$98.972	\$989,720.00	\$21,500.00	\$994,230.00	
2.15000% 02/18/2025	CASH						
MOODY'S Aaa /S&P AA+							
CPN PMT SEMI-ANNUAL							
ON AUG 18, FEB 18							
Next Interest Payable: 02/18/25							

Fifth Third Securities, Inc.

Account carried with National Financial Services LLC, Member
NYSE, SIPC

MN _CEBQTFQHBBMRQFF_BBBBB 20240930

S

Statement for the Period September 1, 2024 to September 30, 2024

MEDINA CITY SCHOOLS - Corporation
Account Number: [REDACTED]



HOLDINGS > FIXED INCOME *continued*

Description	Symbol/Cusip Account Type	Quantity	Estimated Price on 09/30/24	Estimated Current Market Value	Estimated Annual Income	Original/Adjusted Cost Basis	Unrealized Gain (Loss)
FEDERAL HOME LOAN BA SER HR-9025 CALLABLE ON 11/18/2024 @ 100.0000 STEP COUPON RESET FREQUENCY TERM MODE Accrued Interest \$2508.33 Average Unit Cost \$99.42 Client Investment \$994,230.00 Adjusted Cost Basis	3130AQRN5	<i>continued</i>				\$994,230.00 D	(\$4,510.00)
FEDERAL FARM CR BKS BOND 0.53000% 07/29/2025 MOODY'S Aaa /S&P AA+ CPN PMT SEMI-ANNUAL ON JAN 29, JUL 29 Next Interest Payable: 01/29/25 CONTINUOUSLY CALLABLE FROM 10/29/2021 CALLABLE ON 10/04/2024 @ 100.0000 Accrued Interest \$912.78 Average Unit Cost \$99.85 Client Investment \$998,500.00 Adjusted Cost Basis	3133EMFC1 CASH	1,000,000	\$96.959	\$969,590.00	\$5,300.00	\$998,500.00 D	(\$28,910.00)
FEDERAL FARM CR BKS BOND 0.61000% 08/25/2025 MOODY'S Aaa /S&P AA+ CPN PMT SEMI-ANNUAL ON FEB 25, AUG 25 Next Interest Payable: 02/25/25 CONTINUOUSLY CALLABLE FROM 02/25/2021 CALLABLE ON 10/04/2024 @ 100.0000 Accrued Interest \$610.00 Average Unit Cost \$100.00 Client Investment \$1,000,000.00 Adjusted Cost Basis	3133EL4W1 CASH	1,000,000	\$96.945	\$969,450.00	\$6,100.00	\$1,000,000.00 D	(\$30,550.00)
FEDERAL HOME LOAN BA SER L7-2026 1.50000% 04/14/2026 MOODY'S Aaa /S&P AA+ CPN PMT SEMI-ANNUAL ON OCT 14, APR 14	3130ALVT8 CASH	1,000,000	\$96.746	\$967,460.00	\$15,000.00	\$1,000,000.00	

Fifth Third Securities, Inc.

Account carried with National Financial Services LLC, Member
NYSE, SIPC

MN _CEBQTFQHBBMRQFF_BBBBB 20240930

S

Statement for the Period September 1, 2024 to September 30, 2024

MEDINA CITY SCHOOLS - Corporation
Account Number: [REDACTED]



HOLDINGS > FIXED INCOME *continued*

Description	Symbol/Cusip Account Type	Quantity	Estimated Price on 09/30/24	Estimated Current Market Value	Estimated Annual Income	Original/Adjusted Cost Basis	Unrealized Gain (Loss)
FEDERAL HOME LOAN BA SER L7-2026	3130ALVT8	continued					
Next Interest Payable: 10/14/24							
STEP COUPON							
RESET FREQUENCY TERM MODE							
Accrued Interest \$6916.67							
Average Unit Cost \$100.00							
Client Investment \$1,000,000.00							
Adjusted Cost Basis						\$1,000,000.00 D	(\$32,540.00)
FEDERAL HOME LOAN BA SER TX-9026	3130ANZM5	700,000	\$95.67	\$669,690.00	\$8,750.00	\$698,999.00	
1.25000% 09/30/2026	CASH						
MOODY'S Aaa /S&P AA+							
CPN PMT SEMI-ANNUAL							
ON MAR 30, SEP 30							
Next Interest Payable: 03/30/25							
CALLABLE ON 12/30/2024 @ 100.0000							
STEP COUPON							
RESET FREQUENCY TERM MODE							
NEXT RESET 03/30/2025 @ 1.50000							
Average Unit Cost \$99.86							
Client Investment \$698,999.00							
Adjusted Cost Basis						\$698,999.00 D	(\$29,309.00)
Total U.S. Treasury / Agency Securities		4,975,000		\$4,839,317.75	\$57,805.00	\$4,966,564.00	(\$127,246.25)
Total Fixed Income		7,085,000		\$6,869,399.55	\$74,360.70	\$7,070,409.23	(\$201,009.68)
Total Fixed Income Client Investment	\$7,070,981.90						
Total Securities				\$6,869,399.55	\$74,360.70	\$7,070,409.23	(\$201,009.68)
TOTAL PORTFOLIO VALUE				\$8,083,399.55	\$74,360.70	\$7,070,409.23	(\$201,009.68)
TOTAL CLIENT INVESTMENT	\$7,070,981.90						

Fifth Third Securities, Inc.

Account carried with National Financial Services LLC, Member
NYSE, SIPC

MN _CEBQTFQHBBMRQFF_BBBBB 20240930

S

Statement for the Period September 1, 2024 to September 30, 2024

MEDINA CITY SCHOOLS - Corporation
Account Number: [REDACTED]



Activity

NFS-provided cost basis, realized gain (loss) and holding period information may not reflect all adjustments necessary for tax purposes. Please refer to Footnotes and Cost Basis Information at the end of this statement for more information.

CORE FUND ACTIVITY

For more information about the operation of your core account, please refer to your Customer Agreement.

Settlement Date	Account Type	Transaction	Description	Quantity	Amount
09/03/24	CASH	YOU BOUGHT	FEDERATED HERMES GOVT OBLIGATIONS IS @ 1	4,497.06	(\$4,497.06)
09/30/24	CASH	YOU SOLD	FEDERATED HERMES GOVT OBLIGATIONS IS @ 1	(4,497.06)	\$4,497.06
TOTAL CORE FUND ACTIVITY					\$0.00

ACTIVITY > ADDITIONS AND WITHDRAWALS > OTHER ADDITIONS AND WITHDRAWALS

Date	Account Type	Transaction	Description	Quantity	Amount
Other Additions and Withdrawals					
09/30/24	CASH	WIRE TRANS TO BANK	WD76537877 THE HUNTINGTON NATIONAL BANK [REDACTED]		(\$7,997.06)
Total Other Additions and Withdrawals					(\$7,997.06)
TOTAL ADDITIONS AND WITHDRAWALS					(\$7,997.06)

ACTIVITY > INCOME > TAXABLE INCOME

Settlement Date	Account Type	Transaction	Description	Quantity	Amount
-----------------	--------------	-------------	-------------	----------	--------

Taxable Dividends

Statement for the Period September 1, 2024 to September 30, 2024

MEDINA CITY SCHOOLS - Corporation
Account Number: [REDACTED]



ACTIVITY > INCOME > TAXABLE INCOME *continued*

Settlement Date	Account Type	Transaction	Description	Quantity	Amount
08/30/24	CASH	DIVIDEND RECEIVED	FEDERATED HERMES GOVT OBLIGATIONS IS DIVIDEND RECEIVED		\$4,497.06
Total Taxable Dividends					\$4,497.06
Taxable Interest					
09/30/24	CASH	INTEREST	FEDERAL HOME LOAN BA SER TX-9026 1.00000% 09/30/2026		\$3,500.00
Total Taxable Interest					\$3,500.00
Total Taxable Income					\$7,997.06
TOTAL INCOME					\$7,997.06

Footnotes and Cost Basis Information

Amortization, accretion and similar adjustments to cost basis have been provided for many fixed income securities (and some bond-like equities), however, they are not provided for certain types, such as short-term instruments, Unit Investment Trusts, foreign fixed income securities, or those that are subject to early prepayment of principal (pay downs). Where current year premium or acquisition premium amortization is provided, the prior years' cumulative amortization is reflected in the adjusted cost basis, but we cannot provide a breakdown or the total of such prior amortization amounts.

NFS is required to report certain cost basis and related information to the IRS on the Form 1099-B. Your official 1099-B forms for certain transactions will reflect which lots have been sold for tax purposes. To apply a specific identification cost basis method to 1099-B reporting, appropriate instructions must be on file with NFS or be received by NFS before the trade has settled. Absent such instructions, NFS determines cost basis at the time of sale based on its default methods of average cost for open-end mutual funds and first-in, first-out (FIFO) for all other (including ETFs) unless your broker dealer has elected to use another default method. NFS applies FIFO (or other disposal method, if applicable) based on its records, which may be different from yours. For transactions that are not subject to 1099-B cost basis reporting, you should refer to your trade confirmations and other applicable records to determine which lots were considered sold for tax purposes.

While NFS must meet IRS requirements with respect to certain information required to be reported to the IRS, NFS-provided cost basis, realized gain and loss, and holding period information may not reflect all adjustments necessary for your tax reporting purposes. NFS makes no warranties with respect to and specifically disclaims any liability arising out of a customer's use of, or any tax position taken in reliance upon, such information.

For investments in partnerships, NFS does not make any adjustments to cost basis information as the calculation of basis in such investments requires supplemental information from the partnership on its income and distributions during the period you held your investment. Partnerships usually provide this additional information on a Form K-1 issued by April 15th of the following year.

Consult your tax advisor for further information.

Brokerage
Account Statement

September 1, 2024 - September 30, 2024

Account Number: [REDACTED]

MEDINA CITY SCHOOLS
739 WEYMOUTH RD
MEDINA OH 44256-2037**Your Account Executive:**
ANDREW CARDINALI**Portfolio at a Glance**

	This Period
BEGINNING ACCOUNT VALUE	\$12,138,962.16
Deposits (Cash & Securities)	734,000.00
Withdrawals (Cash & Securities)	-776,200.03
Dividends, Interest and Other Income	54,088.36
Net Change in Portfolio¹	28,767.84
ENDING ACCOUNT VALUE	\$12,179,618.33
Estimated Annual Income	\$532,270.50

¹ Net Change in Portfolio is the difference between the ending account value and beginning account value after activity.**Asset Summary**

Percent	Asset Type	Last Period	This Period
1%	Cash, Money Funds, and Bank Deposits	42,223.19	54,111.52
99%	Fixed Income	12,096,738.97	12,125,506.81
100%	Account Total	\$12,138,962.16	\$12,179,618.33

Please review your allocation periodically with your Account Executive.

Client Service Information**Your Account Executive:** ATT
ANDREW CARDINALI**Contact Information****E-Mail:** customerservice@mbssecurities.com**Client Service Information****Service Hours:** Weekdays 09:00 a.m. - 05:00 p.m. (EST)**Client Service Telephone Number:** (800) 967-9045**Web Site:** WWW.MBSSECURITIES.COM

Your Account Information

INVESTMENT OBJECTIVE

Investment Objective: NONE SPECIFIED

Please discuss your investment objective with your Account Executive.

TAX LOT DEFAULT DISPOSITION METHOD

Default Method for Mutual Funds: First In First Out

Default Method for Stocks in a Dividend Reinvestment Plan: First In First Out

Default Method for all Other Securities: First In First Out

BOND AMORTIZATION ELECTIONS

Amortize premium on taxable bonds based on Constant Yield Method: Yes

Accrual market discount method for all other bond types: Constant Yield Method

Include market discount in income annually: No

ELECTRONIC DELIVERY

You have **not** enrolled any documents for electronic delivery. The following documents are available for electronic delivery:

Statements and Reports

Notifications

Tax Documents

Trade Confirmations

Prospectus

Proxy/Shareholder Communications

Please log in to your account or contact your Account Executive to make any changes to your electronic delivery preferences.

Income and Expense Summary

	Current Period		Year-to-Date	
	Taxable	Non Taxable	Taxable	Non Taxable
Interest Income				
Bond Interest	54,068.38	0.00	335,265.69	0.00
Credit Interest	19.98	0.00	199.88	0.00
Total Income	\$54,088.36	\$0.00	\$335,465.57	\$0.00

Portfolio Holdings

Description	Quantity	Opening Balance	Closing Balance	Accrued Income	30-Day Yield
CASH, MONEY FUNDS AND BANK DEPOSITS 1.00% of Portfolio					
Cash Balance		42,223.19	54,111.52		
TOTAL CASH, MONEY FUNDS AND BANK DEPOSITS		\$42,223.19	\$54,111.52	\$0.00	

Description	Quantity	Market Price	Market Value	Accrued Interest	Estimated Annual Income	Estimated Yield
FIXED INCOME 99.00% of Portfolio (In Maturity Date Sequence)						
Certificates of Deposit						
¹ WELLS FARGO BK N A SIOUX FALLS S D CTF DEP 4.500% 10/21/24 DTD 10/21/22 ACT/365 Security Identifier: 9497632V7	248,000.0000	99.9890	247,972.72	275.18	11,160.00	4.50%

September 1, 2024 - September 30, 2024
MEDINA CITY SCHOOLS
Portfolio Holdings (continued)

Description	Quantity	Market Price	Market Value	Accrued Interest	Estimated Annual Income	Estimated Yield
FIXED INCOME (continued)						
Certificates of Deposit (continued)						
*INSTITUTION FOR SVGS IN NEWBURYPORT & ITS VIC MA CTF DEP 0.700% 10/28/24 B/E DTD 10/28/21 ACT/365 Security Identifier: 45780PBBO	249,000.0000	99.6910	248,230.59	9.55	1,743.00	0.70%
*WESTERN ALLIANCE BK PHOENIX AZ CTF DEP 5.000% 10/28/24 DTD 04/27/23 ACT/365 1ST CPN DTE 10/27/23 Security Identifier: 95763PLV1	243,000.0000	100.0200	243,048.60	5,192.88	12,150.00	4.99%
BANK OZK LITTLE ROCK ARK CTF DEP 5.150% 12/03/24 DTD 05/03/24 ACT/365 1ST CPN DTE 06/03/24 Security Identifier: 06418CTV8	248,000.0000	100.0590	248,146.32	944.78	12,772.00	5.14%
BEAL BK USA LAS VEGAS NEV CTF DEP 5.250% 12/04/24 DTD 05/01/24 ACT/365 1ST CPN DTE 12/04/24 Security Identifier: 07371DL96	248,000.0000	100.0770	248,190.96	5,422.03	13,020.00	5.24%
PNC BK NATL ASSN WILMINGTON DEL CTF DEP 5.400% 12/12/24 DTD 06/12/24 ACT/365 Security Identifier: 69355NGA7	248,000.0000	100.1200	248,297.60	4,035.95	13,392.00	5.39%
SIMMONS BK PINE BLUFF ARK CTF DEP 5.200% 12/18/24 DTD 03/18/24 ACT/365 1ST CPN DTE 12/18/24 Security Identifier: 82869AFG5	240,000.0000	100.0730	240,175.20	6,701.59	12,480.00	5.19%
MEADOWS BK LAS VEGAS NEV CTF DEP 5.200% 12/20/24 B/E DTD 03/20/24 ACT/365 1ST CPN DTE 12/20/24 Security Identifier: 58321JEE4	240,000.0000	100.0750	240,180.00	6,633.21	12,480.00	5.19%
WEST GATE BK LINCOLN NEB CTF DEP 5.400% 12/24/24 DTD 06/24/24 ACT/365 1ST CPN DTE 07/24/24 Security Identifier: 95285QBQO	248,000.0000	100.1390	248,344.72	220.14	13,392.00	5.39%
CITIZENS BK NA PROVIDENCE RI CTF DEP 5.250% 12/27/24 DTD 03/27/24 ACT/365 Security Identifier: 75524KRK2	240,000.0000	100.0930	240,223.20	6,455.34	12,600.00	5.24%
BANK SOUTH CAROLINA CHARLESTON CTF DEP 5.150% 12/31/24 DTD 05/10/24 ACT/365 1ST CPN DTE 12/31/24 Security Identifier: 065064AJ6	248,000.0000	100.0810	248,200.88	5,003.82	12,772.00	5.14%
BURKE & HERBERT BK & TR CO ALEXANDRIA VA CTF DEP 3.450% 02/05/25 B/E DTD 08/05/22 ACT/365 Security Identifier: 121331AN2	248,000.0000	99.5940	246,993.12	586.03	8,556.00	3.46%

Portfolio Holdings (continued)

Description	Quantity	Market Price	Market Value	Accrued Interest	Estimated Annual Income	Estimated Yield
FIXED INCOME (continued)						
Certificates of Deposit (continued)						
NORTHWEST BK BOISE IDAHO CTF DEP 5.250% 03/24/25 DTD 03/22/23 ACT/365 1ST CPN DTE 04/22/23 Security Identifier: 66736ACF4	248,000.0000	100.3330	248,825.84	285.37	13,020.00	5.23%
SAFRA NATL BK NEW YORK CTF DEP INSTL CTF DEP 2.000% 03/24/25 B/E DTD 03/23/22 ACT/365 Security Identifier: 78658RHM6	248,000.0000	98.8130	245,056.24	95.12	4,960.00	2.02%
PACIFIC ALLIANCE BK SAN GABRIEL CA CTF DEP 5.150% 03/27/25 B/E DTD 03/27/23 ACT/365 Security Identifier: 693963AE0	248,000.0000	100.3220	248,798.56	104.98	12,772.00	5.13%
BANKWELL BK NEW CANAAN CONN CTF DEP 5.150% 03/31/25 B/E DTD 03/31/23 ACT/365 1ST CPN DTE 05/01/23 Security Identifier: 06654BES6	248,000.0000	100.3470	248,860.56	1,014.76	12,772.00	5.13%
BEAL BK PLANO TEX CTF DEP 2.600% 04/16/25 B/E DTD 04/20/22 ACT/365 1ST CPN DTE 10/20/22 Security Identifier: 07371AN74	246,000.0000	99.0150	243,576.90	2,856.30	6,396.00	2.62%
ALLY BK SANDY UTAH CTF DEP 2.950% 04/28/25 B/E DTD 04/28/22 ACT/365 CALLABLE 10/28/24 Security Identifier: 02007GQG1	246,000.0000	99.1530	243,916.38	3,081.74	7,257.00	2.97%
CROSS RIV BK TEANECK NJ CTF DEP 4.850% 05/19/25 DTD 05/19/23 ACT/365 1ST CPN DTE 11/19/23 Security Identifier: 227563CJ0	244,000.0000	100.2530	244,617.32	4,344.54	11,834.00	4.83%
BARCLAYS BK DEL RETAIL CTF DEP 3A2 INSTL CTF DEP 3.050% 06/02/25 DTD 06/02/22 ACT/360 Security Identifier: 06740KQS9	248,000.0000	99.1390	245,864.72	2,521.33	7,564.00	3.07%
EAGLEBANK BETHESDA MD CTF DEP 5.050% 07/21/25 DTD 07/21/23 ACT/365 1ST CPN DTE 08/21/23 Security Identifier: 27002YGD2	248,000.0000	100.6950	249,723.60	308.81	12,524.00	5.01%
GENERATIONS BK ROGERS ARK CTF DEP 3.400% 08/04/25 B/E DTD 08/03/22 ACT/365 CALLABLE 10/03/24 Security Identifier: 37149CAZ0	248,000.0000	99.4050	246,524.40	623.74	8,432.00	3.42%
CAPITAL ONE NATL ASSN MCLEAN VA CTF DEP 3.350% 08/11/25 B/E DTD 08/10/22 ACT/365 Security Identifier: 14042RTP6	248,000.0000	99.3260	246,328.48	1,160.84	8,308.00	3.37%
FIRST ST BK WINCHESTER OHIO CTF DEP 3.500% 09/16/25 B/E DTD 09/16/22 ACT/365 Security Identifier: 33650TAG5	248,000.0000	99.5350	246,846.80	332.93	8,680.00	3.51%
FIRST INTERNET BK FISHERS IND CTF DEP 4.000% 09/29/25 DTD 09/28/22 ACT/365 1ST CPN DTE 10/28/22 Security Identifier: 32056GDQ0	248,000.0000	100.0560	248,138.88	54.36	9,920.00	3.99%

September 1, 2024 - September 30, 2024
MEDINA CITY SCHOOLS
Portfolio Holdings (continued)

Description	Quantity	Market Price	Market Value	Accrued Interest	Estimated Annual Income	Estimated Yield
FIXED INCOME (continued)						
Certificates of Deposit (continued)						
CIBC BK USA CHICAGO IL CTF DEP 4.850% 11/25/25 DTD 05/25/23 ACT/365 1ST CPN DTE 11/25/23 Security Identifier: 12547CBL1	244,000.0000	100.9740	246,376.56	4,150.01	11,834.00	4.80%
MORGAN STANLEY PRIVATE BK NATL ASSN INSTL CTF DEP PROGRAM 3.200% 11/28/25 DTD 05/31/22 Security Identifier: 61768U4L8	248,000.0000	99.1780	245,961.44	43.48	7,936.00	3.22%
UNITED PRAIRIE BK MTN LAKE MINN CTF DEP 5.300% 12/11/25 DTD 10/11/23 ACT/365 Security Identifier: 91134CCV1	248,000.0000	101.6110	251,995.28	684.21	13,144.00	5.21%
FIRST FNDTN BK IRVINE CA CTF DEP 4.900% 02/18/26 DTD 08/18/23 ACT/365 1ST CPN DTE 02/18/24 Security Identifier: 32026UX27	248,000.0000	101.2940	251,209.12	1,431.61	12,152.00	4.83%
ARMOR BK FORREST CITY ARK CTF DEP 5.300% 03/24/26 B/E DTD 03/24/23 ACT/365 CALLABLE 10/24/24 Security Identifier: 04225AAC2	248,000.0000	100.0940	248,233.12	216.07	13,144.00	5.29%
UNITED FID BK FSB EVANSVILLE IND CTF DEP 4.350% 03/27/26 B/E DTD 09/27/24 ACT/365 Security Identifier: 910286HZ9	243,000.0000	100.6850	244,664.55	86.88	10,570.50	4.32%
MINNWEST BK REDWOOD FALLS MINN CTF DEP 5.150% 04/08/26 B/E DTD 04/08/24 ACT/365 CALLABLE 10/08/24 Security Identifier: 60425SLP2	248,000.0000	100.0210	248,052.08	769.82	12,772.00	5.14%
GOLDEN BK NATL ASSN HOUSTON TEX CTF DEP 5.200% 04/20/26 DTD 10/20/23 ACT/365 1ST CPN DTE 04/20/24 Security Identifier: 38081GBA3	243,000.0000	101.9480	247,733.64	346.19	12,636.00	5.10%
WOOD & HUSTON BK MARSHALL MO CTF DEP 4.700% 06/30/26 DTD 06/30/23 ACT/365 1ST CPN DTE 07/30/23 Security Identifier: 97820BAG1	248,000.0000	101.4570	251,613.36	0.00	11,656.00	4.63%
FRONTIER BK OMAHA NE CTF DEP 4.700% 07/14/26 DTD 07/14/23 ACT/365 1ST CPN DTE 08/14/23 Security Identifier: 35907XFG7	248,000.0000	101.4980	251,715.04	510.95	11,656.00	4.63%
SALLIE MAE BK SALT LAKE CITY UT CTF DEP 4.850% 08/10/26 DTD 08/09/23 ACT/365 1ST CPN DTE 02/09/24 Security Identifier: 79545IDE0	246,000.0000	101.7940	250,413.24	1,699.76	11,931.00	4.76%

Portfolio Holdings (continued)

Description	Quantity	Market Price	Market Value	Accrued Interest	Estimated Annual Income	Estimated Yield
FIXED INCOME (continued)						
Certificates of Deposit (continued)						
POPULAR BK NEW YORK BRH INSTL CTF DEP PROGRAM 4.950% 09/17/26 DTD 09/20/23 ACT/365 Security Identifier: 73317ACL4	246,000.0000	102.5530	252,280.38	333.62	12,177.00	4.82%
AMERICAN EXPRESS NATL BK BROKERED INTL CTF DEP PROGRAM INSTL CTF DEP 5.000% 09/21/26 DTD 09/20/23 Security Identifier: 02589AF31	243,000.0000	102.2950	248,576.85	332.88	12,150.00	4.88%
CITIBANK NATL ASSN SIOUX FALLS S D CTF DEP 5.100% 09/29/26 DTD 09/29/23 ACT/365 Security Identifier: 17312Q4A4	243,000.0000	102.4660	248,992.38	33.95	12,393.00	4.97%
SOUTHERN FIRST BK N A GREENVILLE S C CTF DEP 4.600% 11/27/26 DTD 05/26/23 ACT/365 Security Identifier: 84287PHU9	248,000.0000	101.6670	252,134.16	125.02	11,408.00	4.52%
MORGAN STANLEY BK N A SALT LAKE CITY UTAH CTF DEP 4.700% 01/19/27 B/E DTD 07/17/24 ACT/365 Security Identifier: 61690DTY4	248,000.0000	101.9610	252,863.28	2,395.07	11,656.00	4.60%
PREMIER CMNTY BK MARION WIS CTF DEP 5.050% 03/08/27 DTD 03/08/24 ACT/365 CALLABLE 03/08/25 Security Identifier: 74048CBC5	248,000.0000	100.3980	248,987.04	754.87	12,524.00	5.02%
FIRST FED SVGS & LN ASSN LAKEWOOD OHIO CTF DEP 5.250% 06/28/27 DTD 06/28/24 ACT/365 Security Identifier: 32023HBT4	248,000.0000	101.8610	252,615.28	71.34	13,020.00	5.15%
CAPE COD FIVE CENTS SVGS BK HARWICH PORT MASS CTF DEP 4.950% 08/09/27 B/E DTD 08/09/24 ACT/365 Security Identifier: 13934CBUO	248,000.0000	100.0890	248,220.72	1,748.91	12,276.00	4.94%
ROLLSTONE BK & TR FITCHBURG MASS CTF DEP 3.550% 08/23/27 B/E DTD 08/22/22 ACT/365 Security Identifier: 77579AFG6	245,000.0000	99.2850	243,248.25	929.32	8,697.50	3.57%
AMERICAN NATL BK OMAHA NEB CTF DEP 4.400% 09/13/27 B/E DTD 09/13/24 ACT/365 CALLABLE 06/13/25 Security Identifier: 028402DC6	248,000.0000	100.1740	248,431.52	508.23	10,912.00	4.39%
VALLEY NATL BK PASSAIC N J CTF DEP 3.850% 09/17/27 B/E DTD 09/17/24 ACT/365 1ST CPN DTE 03/17/25 Security Identifier: 919853NY3	243,000.0000	100.1270	243,308.61	333.21	9,355.50	3.84%
FARMERS & MERCHANTS BK BERLIN WIS CTF DEP 5.550% 11/03/27 DTD 11/03/23 ACT/365 Security Identifier: 307811HT9	248,000.0000	101.8940	252,697.12	1,018.16	13,764.00	5.44%
Total Certificates of Deposit	11,832,000.0000		\$11,885,405.61	\$76,788.88	\$530,720.50	

September 1, 2024 - September 30, 2024
MEDINA CITY SCHOOLS

Portfolio Holdings (continued)

Description	Quantity	Market Price	Market Value	Accrued Interest	Estimated Annual Income	Estimated Yield
FIXED INCOME (continued)						
U.S. Government Bonds						
FEDERAL HOME LN MTG CORP MEDIUM TERM NTS FED 0.625% 09/15/25 B/E DTD 09/15/20 CALLABLE Moody Rating Aaa Security Identifier: 3134GWB70	248,000.0000	96.8150	240,101.20	64.58	1,550.00	0.64%
Total U.S. Government Bonds	248,000.0000		\$240,101.20	\$64.58	\$1,550.00	
TOTAL FIXED INCOME	12,080,000.0000		\$12,125,506.81	\$76,853.46	\$532,270.50	
			Market Value	Accrued Interest	Estimated Annual Income	
Total Portfolio Holdings			\$12,179,618.33	\$76,853.46	\$532,270.50	

¹ This bond is maturing.

Portfolio Holdings Disclosures
Pricing

This section includes the net market value of the securities in your account on a settlement date basis, including short positions, at the close of the statement period. The market prices, unless otherwise noted, have been obtained from independent vendor services, which we believe to be reliable. In some cases the pricing vendor may provide prices quoted by a single broker or market maker. Market prices do not constitute a bid or an offer, and may differ from the actual sale price. Securities for which a price is not available are marked "N/A" and are omitted from the Total.

THE AS OF PRICE DATE ONLY APPEARS WHEN THE PRICE DATE DOES NOT EQUAL THE STATEMENT DATE.

Estimated Annual Figures

The estimated annual income (EAI) and estimated annual yield (EAY) figures are estimates and for informational purposes only. These figures are not considered to be a forecast or guarantee of future results. These figures are computed using information from providers believed to be reliable; however, no assurance can be made as to the accuracy. Since interest and dividend rates are subject to change at any time, and may be affected by current and future economic, political, and business conditions, they should not be relied on for making investment, trading, or tax decisions. These figures assume that the position quantities, interest and dividend rates, and prices remain constant. A capital gain or return of principal may be included in the figures for certain securities, thereby overstating them. Refer to www.pershing.com/disclosures for specific details as to formulas used to calculate the figures. Accrued interest represents interest earned but not yet received.

Reinvestment

The dollar amount of Mutual Fund distributions, Money Market Fund dividend income, Bank Deposit interest income, or dividends for other securities shown on your statement may have been reinvested. You will not receive confirmation of these reinvestments. Upon written request to your financial institution, information pertaining to these transactions, including the time of execution and the name of the person from whom your security was purchased, may be obtained. In dividend reinvestment transactions, Pershing acts as your

Portfolio Holdings Disclosures (continued)

Reinvestment (continued)

agent and receives payment for order flow.

Option Disclosure

Information with respect to commissions and other charges incurred in connection with the execution of option transactions has been included in confirmations previously furnished to you. A summary of this information is available to you promptly upon your written request directed to your introducing firm. In order to assist your introducing firm in maintaining current background and financial information concerning your option accounts, please promptly advise them in writing of any material change in your investment objectives or financial situation. Expiring options which are valuable are exercised automatically pursuant to the exercise by exception procedure of the Options Clearing Corporation. Additional information regarding this procedure is available upon written request to your introducing firm.

Certificates of Deposit

Certificates of Deposit acquired through the Certificate of Deposit Account Registry Service ("CDARS") and held in your brokerage account are subject to Securities Investor Protection Corporation (SIPC) coverage. Please see additional information about SIPC under Important Information and Disclosures on this statement.

Please be advised that the secondary market for CDs is generally illiquid; the actual value of CDs may be different from their purchase price; and a significant loss of principal could result if your CDs are sold prior to maturity. In the event that the CDs listed above do not indicate a market valuation, an accurate market value could not be determined. In the event that a price is listed above for your CDs, Pershing has obtained a price from sources deemed to be reliable or has priced your CDs using a matrix formula. Prices are estimates and the actual value you may obtain for your CD may be different if you elect to sell your CD in the secondary market.

Foreign Currency Transactions

Pershing will execute foreign currency transactions as principal for your account. Pershing may automatically convert foreign currency to or from U.S. dollars for dividends and similar corporate action transactions unless you instruct your financial organization otherwise. Pershing's currency conversion rate will not exceed the highest interbank conversion rate identified from customary banking sources on the conversion date or the prior business day, increased by up to 1%, unless a particular rate is required by applicable law. Your financial organization may also increase the currency conversion rate. This conversion rate may differ from rates in effect on the date you executed a transaction, incurred a charge, or received a credit. Transactions converted by agents (such as depositories) will be billed at the rates such agents use.

Proxy Vote

Securities not fully paid for in your margin account may be lent by Pershing to itself or others in accordance with the terms outlined in the Margin Agreement. The right to vote your shares held on margin may be reduced by the amount of shares on loan. The Proxy Voting Instruction Form sent to you may reflect a smaller number of shares entitled to vote than the number of shares in your margin account.

Variable Rate Securities

Interest rate data for certain complex and/or variable rate securities is provided to Pershing by third-party data service providers pursuant to contractual arrangements. Although we seek to use reliable sources of information, the accuracy, reliability, timeliness, and completeness of interest rate data may vary sometimes, particularly for complex and/or variable rate securities and those with limited or no secondary market. As a result, we can offer no assurance as to the accuracy, reliability, timeliness, or completeness of interest rate data for such securities. Pershing may also occasionally make interest rate updates and adjustments based on its reasonable efforts to obtain accurate, reliable, timely, and/or complete interest rate data from other data sources, but we can similarly provide no assurance that those rates or adjustments will be accurate, reliable, timely, or complete.

When updated interest rate data is received from a third-party data service provider or adjusted by Pershing, the updated data will be reflected in various sources where interest rate data is used or viewed, including both paper and electronic communications and data sources. Prior use or communication of interest rate-related data will not be revised. Since variable interest rates may be subject to change at any time and are only as accurate as the data received from third-party data service providers or otherwise obtained by Pershing, interest rate data should not be relied on for making investment, trading, or tax decisions. All interest rate data and other information derived from and/or calculated using interest rates are not warranted as to accuracy, reliability, timeliness, or completeness and are subject to change without notice. Pershing disclaims any responsibility or liability to the fullest extent permitted by applicable law for any loss or damage arising from any reliance on or use of the interest rate data or other information derived from and/or calculated using interest rates in any way. You should request a current valuation for your securities from your financial adviser or broker prior to making a financial decision or placing an order or requesting a transaction in these securities.

September 1, 2024 - September 30, 2024
MEDINA CITY SCHOOLS
Portfolio Holdings Disclosures (continued)
Structured Products

Structured products in this section are complex products and may be subject to special risks, which may include, but are not limited to: loss of initial investment; issuer credit risk; limited or no appreciation; risks associated with the underlying reference asset(s); no periodic payments; call prior to maturity (a redemption could affect the yield represented); early redemption fees or other applicable fees; price volatility resulting from issuer's and/or guarantor's credit quality; lower interest rates and/or yield compared to conventional debt with a comparable maturity; unique tax implications; concentration risk of owning the related security; limited or no secondary market; restrictions on transferability; conflicts of interest; and limits on participation in appreciation of underlying asset(s). To review a complete list of risks, please refer to the offering documents for the structured product. For more information about the risks specific to your structured products, you should contact your financial institution or advisor. Certain structured products are designed to make periodic distributions to you and any such structured product distributions you receive will be listed in the Transactions section of your statement. Structured product distributions may be listed there as "Bond Interest Received"; however, this description is not intended to reflect a determination as to either the asset classification of the product or the U.S. tax treatment of such distributions.

Activity Summary (All amounts shown are in base currency)

	Credits This Period	Debits This Period	Net This Period	Credits Year-to-Date	Debits Year-to-Date	Net Year-to-Date
Securities						
Securities Bought	0.00	-734,000.00	-734,000.00	0.00	-3,934,000.00	-3,934,000.00
Total Securities	\$0.00	-\$734,000.00	-\$734,000.00	\$0.00	-\$3,934,000.00	-\$3,934,000.00
Dividends and Interest	\$54,088.36	\$0.00	\$54,088.36	\$335,465.57	\$0.00	\$335,465.57
Distributions	\$734,000.00	\$0.00	\$734,000.00	\$4,814,000.00	\$0.00	\$4,814,000.00
Cash						
Withdrawals	0.00	-776,200.03	-776,200.03	0.00	-4,862,712.36	-4,862,712.36
Deposits	734,000.00	0.00	734,000.00	3,686,000.00	0.00	3,686,000.00
Total Cash	\$734,000.00	-\$776,200.03	-\$42,200.03	\$3,686,000.00	-\$4,862,712.36	-\$1,176,712.36
Totals	\$1,522,088.36	-\$1,510,200.03	\$11,888.33	\$8,835,465.57	-\$8,796,712.36	\$38,753.21

Transactions by Type of Activity

Process/ Settlement Date	Trade/ Transaction Date	Activity Type	Description	Quantity	Price	Accrued Interest	Amount	Currency
Securities Bought and Sold								
09/13/24	09/05/24	PURCHASED 028402DC6	AMERICAN NATL BK OMAHA NEB CTF DEP 4.400% 09/13/27 B/E DTD 09/13/24 CLB YLD 4.400 TO PAR	248,000.0000	100.0000		-248,000.00	USD
09/17/24	09/16/24	PURCHASED 919853NY3	VALLEY NATL BK PASSAIC N J CTF DEP 3.850% 09/17/27 B/E DTD 09/17/24 YLD 3.850 TO MAT	243,000.0000	100.0000		-243,000.00	USD
09/27/24	09/17/24	PURCHASED 910286HZ9	UNITED FID BK FSB EVANSVILLE IND CTF DEP 4.350% 03/27/26 B/E DTD 09/27/24 YLD 4.350 TO MAT	243,000.0000	100.0000		-243,000.00	USD
Total Securities Bought and Sold						\$0.00	-\$734,000.00	USD
Dividends and Interest								
09/03/24		BOND INTEREST RECEIVED 06418CTV8	248000 BANK OZK LITTLE ROCK ARK CTF DEP 5.150% 12/03/24 DTD 05/03/24 RD 08/30 PD 09/03/24				1,084.75	USD
09/03/24		BOND INTEREST RECEIVED 06654BES6	248000 BANKWELL BK NEW CANAAN CONN CTF DEP 5.150% 03/31/25 B/E DTD 03/31/23 RD 08/30 PD 09/01/24				1,084.75	USD
09/03/24		BOND INTEREST RECEIVED 307811HT9	248000 FARMERS & MERCHANTS BK BERLIN WIS CTF DEP 5.550% 11/03/27 DTD 11/03/23 CLB RD 08/30 PD 09/03/24				1,169.00	USD
09/03/24		BOND INTEREST RECEIVED 37149CAZ0	248000 GENERATIONS BK ROGERS ARK CTF DEP 3.400% 08/04/25 DTD 08/03/22 CLB RD 08/30 PD 09/03/24				716.14	USD
09/05/24		BOND INTEREST RECEIVED 121331AN2	248000 BURKE & HERBERT BK & TR CO ALEXANDRIA VA CTF DEP 3.450% 02/05/25 DTD 08/05/22 CLB RD 09/04 PD 09/05/24				726.67	USD
09/09/24		BOND INTEREST RECEIVED 60425SLP2	248000 MINNWEST BK REDWOOD FALLS MINN CTF DEP 5.150% 04/08/26 DTD 04/08/24 CLB RD 09/06 PD 09/08/24				1,084.75	USD
09/09/24		BOND INTEREST RECEIVED 69478QGQ7	248000 PACIFIC PREMIER BK IRVINE CALIF CTF DEP 3.450% 09/09/24 B/E DTD 09/09/22 RD 09/06 PD 09/09/24				4,313.16	USD
09/09/24		BOND INTEREST RECEIVED 74048CBC5	248000 PREMIER CMNTY BK MARION WIS CTF DEP 5.050% 03/08/27 DTD 03/08/24 CLB RD 09/06 PD 09/08/24				1,063.68	USD
09/11/24		BOND INTEREST RECEIVED 91134CCV1	248000 UNITED PRAIRIE BK MTN LAKE MINN CTF DEP 5.300% 12/11/25 DTD 10/11/23 RD 09/10 PD 09/11/24				1,116.34	USD
09/16/24		BOND INTEREST RECEIVED 15987UAT5	243000 CHARLES SCHWAB BK SSB WESTLAKE TEX CTF DEP 5.200% 09/16/24 B/E DTD 03/10/23 RD 09/13 PD 09/16/24				6,577.64	USD



MBS MULTI-BANK SECURITIES, INC.*

1000 Town Center, Suite 2300
Southfield, MI 48075
(800) 967-9045

Member of FINRA & SIPC; MSRB Registered.

September 1, 2024 - September 30, 2024
MEDINA CITY SCHOOLS

Transactions by Type of Activity (continued)

Process/ Settlement Date	Trade/ Transaction Date	Activity Type	Description	Quantity	Price	Accrued Interest	Amount	Currency
Dividends and Interest (continued)								
09/16/24		BOND INTEREST RECEIVED 3134GWB70	248000 FEDERAL HOME LN MTG CORP MEDIUM TERM NTS FED 0.625% 09/15/25 B/E DTD 09/15/20 CLB RD 09/13 PD 09/15/24				775.00	USD
09/16/24		BOND INTEREST RECEIVED 33650TAG5	248000 FIRST ST BK WINCHESTER OHIO CTF DEP 3.500% 09/16/25 B/E DTD 09/16/22 CLB RD 09/13 PD 09/16/24				737.21	USD
09/16/24		BOND INTEREST RECEIVED 35907XFG7	248000 FRONTIER BK OMAHA NE CTF DEP 4.700% 07/14/26 DTD 07/14/23 RD 09/13 PD 09/14/24				989.96	USD
09/17/24		BOND INTEREST RECEIVED 22766AMB8	CROSSFIRST BK LEAWOOD KS CTF DEP 5.100% 11/18/24 B/E DTD 05/17/23 CLB ACCRUED INTEREST				4,176.27	USD
09/20/24		INTEREST ON FREE CREDIT BALANCES USD999997	U.S.DOLLARS CURRENCY CREDIT INTEREST FOR INTEREST PERIOD ENDING 09-19-24 YIELDS WERE: CURRENT 1.000% EFFECTIVE 1.004%				19.98	USD
09/20/24		BOND INTEREST RECEIVED 02589AF31	243000 AMERICAN EXPRESS NATL BK BROKERED INTL CTF DEP PROGRAM INSTL CTF DEP 5.000% 09/21/26 DTD 09/20/23 RD 09/19 PD 09/20/24				6,124.93	USD
09/20/24		BOND INTEREST RECEIVED 73317ACL4	246000 POPULAR BK NEW YORK BRH INSTL CTF DEP PROGRAM 4.950% 09/17/26 DTD 09/20/23 RD 09/19 PD 09/20/24				3,069.27	USD
09/23/24		BOND INTEREST RECEIVED 27002YGD2	248000 EAGLEBANK BETHESDA MD CTF DEP 5.050% 07/21/25 DTD 07/21/23 RD 09/20 PD 09/21/24				1,063.68	USD
09/23/24		BOND INTEREST RECEIVED 66736ACF4	248000 NORTHWEST BK BOISE IDAHO CTF DEP 5.250% 03/24/25 DTD 03/22/23 RD 09/20 PD 09/22/24				1,105.81	USD
09/23/24		BOND INTEREST RECEIVED 78658RHM6	248000 SAFRA NATL BK NEW YORK CTF DEP INSTL CTF DEP 2.000% 03/24/25 DTD 03/23/22 CLB RD 09/20 PD 09/23/24				2,500.38	USD
09/23/24		BOND INTEREST RECEIVED 9497632V7	248000 WELLS FARGO BK N A SIOUX FALLS S D CTF DEP 4.500% 10/21/24 DTD 10/21/22 RD 09/20 PD 09/21/24				947.84	USD
09/24/24		BOND INTEREST RECEIVED 04225AAC2	248000 ARMOR BK FORREST CITY ARK CTF DEP 5.300% 03/24/26 B/E DTD 03/24/23 CLB RD 09/23 PD 09/24/24				1,116.34	USD

Transactions by Type of Activity (continued)

Process/ Settlement Date	Trade/ Transaction Date	Activity Type	Description	Quantity	Price	Accrued Interest	Amount	Currency
Dividends and Interest (continued)								
09/24/24		BOND INTEREST RECEIVED 95285QBQ0	248000 WEST GATE BK LINCOLN NEB CTF DEP 5.400% 12/24/24 DTD 06/24/24 RD 09/23 PD 09/24/24				1,137.40	USD
09/26/24		BOND INTEREST RECEIVED 84287PHU9	248000 SOUTHERN FIRST BK N A GREENVILLE S C CTF DEP 4.600% 11/27/26 DTD 05/26/23 RD 09/25 PD 09/26/24				968.90	USD
09/27/24		BOND INTEREST RECEIVED 693963AEO	248000 PACIFIC ALLIANCE BK SAN GABRIEL CA CTF DEP 5.150% 03/27/25 B/E DTD 03/27/23 RD 09/26 PD 09/27/24				1,084.75	USD
09/30/24		BOND INTEREST RECEIVED 17312Q4A4	243000 CITIBANK NATL ASSN SIOUX FALLS S D CTF DEP 5.100% 09/29/26 DTD 09/29/23 RD 09/27 PD 09/29/24				6,247.43	USD
09/30/24		BOND INTEREST RECEIVED 32023HBT4	248000 FIRST FED SVGS & LN ASSN LAKEWOOD OHIO CTF DEP 5.250% 06/28/27 DTD 06/28/24 CLB RD 09/27 PD 09/28/24				1,105.81	USD
09/30/24		BOND INTEREST RECEIVED 32056GDQ0	248000 FIRST INTERNET BK FISHERS IND CTF DEP 4.000% 09/29/25 DTD 09/28/22 RD 09/27 PD 09/28/24				842.52	USD
09/30/24		BOND INTEREST RECEIVED 45780PBBO	249000 INSTITUTION FOR SVGS IN NEWBURYPORT & ITS VIC MA CTF DEP 0.700% 10/28/24 B/E DTD 10/28/21 CLB RD 09/27 PD 09/28/24				148.04	USD
09/30/24		BOND INTEREST RECEIVED 978208AGI	248000 WOOD & HUSTON BK MARSHALL MO CTF DEP 4.700% 06/30/26 DTD 06/30/23 RD 09/27 PD 09/30/24				989.96	USD
Total Dividends and Interest						\$0.00	\$54,088.36	USD
Distributions								
09/09/24		SECURITY REDEEMED 69478QGQ7	PACIFIC PREMIER BK IRVINE CALIF CTF DEP 3.450% 09/09/24 B/E DTD 09/09/22 ACCOUNT REDEMPTION	-248,000.0000			248,000.00	USD
09/16/24		SECURITY REDEEMED 15987UAT5	CHARLES SCHWAB BK SSB WESTLAKE TEX CTF DEP 5.200% 09/16/24 B/E DTD 03/10/23 ACCOUNT REDEMPTION	-243,000.0000			243,000.00	USD
09/17/24		SECURITY REDEEMED 22766AMB8	CROSSFIRST BK LEAWOOD KS CTF DEP 5.100% 11/18/24 B/E DTD 05/17/23 CLB	-243,000.0000			243,000.00	USD
Total Distributions						\$0.00	\$734,000.00	USD
Cash Withdrawals and Deposits								
09/03/24		ELECTRONIC TRANSACTION USD999997	SEND TO BANK FOR ACH ACH HUNTINGTON NATIONAL BANK				-42,200.03	USD
09/09/24		ELECTRONIC TRANSACTION USD999997	SEND TO BANK FOR ACH ACH HUNTINGTON NATIONAL BANK				-248,000.00	USD

September 1, 2024 - September 30, 2024
MEDINA CITY SCHOOLS

Transactions by Type of Activity (continued)

Process/ Settlement Date	Trade/ Transaction Date	Activity Type	Description	Quantity	Price	Accrued Interest	Amount	Currency
Cash Withdrawals and Deposits (continued)								
09/13/24		ELECTRONIC DEPOSIT USD999997	RECV FR BANK FOR ACH ACH HUNTINGTON NATIONAL BANK				248,000.00	USD
09/16/24		ELECTRONIC TRANSACTION USD999997	SEND TO BANK FOR ACH ACH HUNTINGTON NATIONAL BANK				-243,000.00	USD
09/17/24		ELECTRONIC TRANSACTION USD999997	SEND TO BANK FOR ACH ACH HUNTINGTON NATIONAL BANK				-243,000.00	USD
09/17/24		ELECTRONIC DEPOSIT USD999997	RECV FR BANK FOR ACH ACH HUNTINGTON NATIONAL BANK				243,000.00	USD
09/27/24		ELECTRONIC DEPOSIT USD999997	RECV FR BANK FOR ACH ACH HUNTINGTON NATIONAL BANK				243,000.00	USD
Total Cash Withdrawals and Deposits						\$0.00	-\$42,200.03	USD
Total Value of Transactions						\$0.00	\$11,888.33	USD

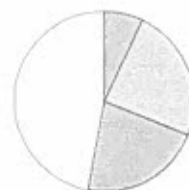
The price and quantity displayed may have been rounded.

Fixed Income Analysis
Bond Quality

Bond Quality	Market Value	% of Bond Market Value
AAA	240,101.20	2%
Not Rated	11,885,405.61	98%
Total	12,125,506.81	100%

Bond Maturity Schedule

Bond Maturity	Market Value	% of Bond Market Value
Within 1 month	739,251.91	7%
1 to 6 months	2,951,432.64	24%
7 to 12 months	2,704,499.24	22%
1 to 5 years	5,730,323.02	47%
Total	12,125,506.81	100%



Percentages of bond market values are rounded to the nearest whole percentage.

Bond quality ratings reflect Moody's or Standard and Poor's ratings. Bonds may be rated by other services. Bonds that are in default are not included. Please refer to your Portfolio Holdings section.

Called Bonds

Call Date	Security Description	Eligible Quantity	Called Quantity	Call Price	Type of Call	Redemption Proceeds
10/08/2024	MINNWEST BK REDWOOD FALLS MINN CTF DEP 5.150% 04/08/26 B/E DTD 04/08/24 ACT/365 CALLABLE 10/08/24	248,000.000	248,000.000	100.0000	Full	248,000.00

Pershing LLC receives the called bond information from several information sources which Pershing believes are reliable. Pershing does not guarantee the accuracy of the information. For callable options that are available to you please contact your Account Executive.

Trades Not Settled

Settlement Date	Trade Date	Activity Type	Description	Quantity	Price	Accrued Interest	Settlement Amount
10/10/24	09/26/24	Buy	WASHINGTON ST BK IOWA CTF DEP 4.100% 10/10/28 B/E DTD 10/09/24 CLB YLD 4.100 TO PAR	248,000.0000	100.0000	27.86	248,027.86

Total Amount of Trades Not Settled **-\$248,027.86**

Messages

Pursuant to the Securities Exchange Act of 1934, Pershing LLC (Pershing), a BNY Mellon company, provides individual investors with certain financial information on a semi-annual basis. Pershing's June Statement of Financial Condition is now available. On June 30, 2024, Pershing's net capital of \$2.6 billion was 17.09% of aggregate debit balances and exceeded the minimum requirements by \$2.3 billion.

Pershing is also required to provide the most recent financial information as of this statement mailing. In accordance with this requirement, note that on July 31, 2024, Pershing's net capital of \$2.6 billion was 17.18% of aggregate debit balances and exceeded the minimum requirement by \$2.3 billion. A copy of the June 30, 2024, Statement of Financial Condition is available at www.pershing.com/us/en/statement-of-financial-condition.html. You may also request a free, printed copy by calling (888)860-8510 or (201) 413-3333, option 1.

The Estimated Annual Income, Estimated Yield and Accrued Interest columns in your Portfolio Holdings section will not display values for variable rate securities. The optional Estimated Annual Income and Accrued Interest fields in the Portfolio at a Glance section of your statement will not include values for these securities.

Although a money market mutual fund (money fund) seeks to preserve the value of your investment at \$1 per share, it is possible to lose money by investing in a money fund. Shares of a money fund or the balance of a bank deposit product held in your brokerage account may be liquidated upon request with the proceeds credited to your brokerage account. Please see the money fund's prospectus or the bank deposit product's disclosure document or contact your advisor for additional information. Pursuant to SEC Rule 10b-10(b)(1) confirmations are not sent for purchases into money funds processed on the sweep platform. Pursuant to applicable regulation, account statements will be produced monthly or quarterly. Balances in Federal Deposit Insurance Corporation (FDIC)-insured bank deposit sweep products are not protected by Securities Investor Protection Corporation (SIPC).

Go Paperless by Selecting eDelivery

September 1, 2024 - September 30, 2024
MEDINA CITY SCHOOLS

Messages (continued)

Eliminate paper and save natural resources with digital adoption. Electronic delivery (eDelivery) is faster, convenient and more secure. We offer eDelivery for account statements, prospectus documents, proxy or shareholder communications, tax documents, trade confirmations and more.

To enroll, log in to your brokerage account and look for the one-click eDelivery pop-up or simply select 'Go Paperless' at the top of any page and follow the on-screen prompts to set-up your preferences. Enrollment can be activated as quickly as the day you register, and you will be notified when documents are available in an online, password-protected portal.

Contact your financial professional if you have any questions about any of our digital tools.

Cash Not Yet Received

Security	Record Date	Payable Date	Quantity Held	Rate	Dividend Option	Amount of Payment
Interest						
BANKWELL BK NEW CANAAN CONN CTF DEP 5.150% 03/31/25 B/E	09/30/24	10/01/24	248,000.0000	4.232876	Cash	1,049.75
MORGAN STANLEY PRIVATE BK NATL ASSN INSTL CTF DEP	09/27/24	09/30/24	248,000.0000	2.717808	Cash	674.02
Total Cash Not Yet Received						\$1,723.77

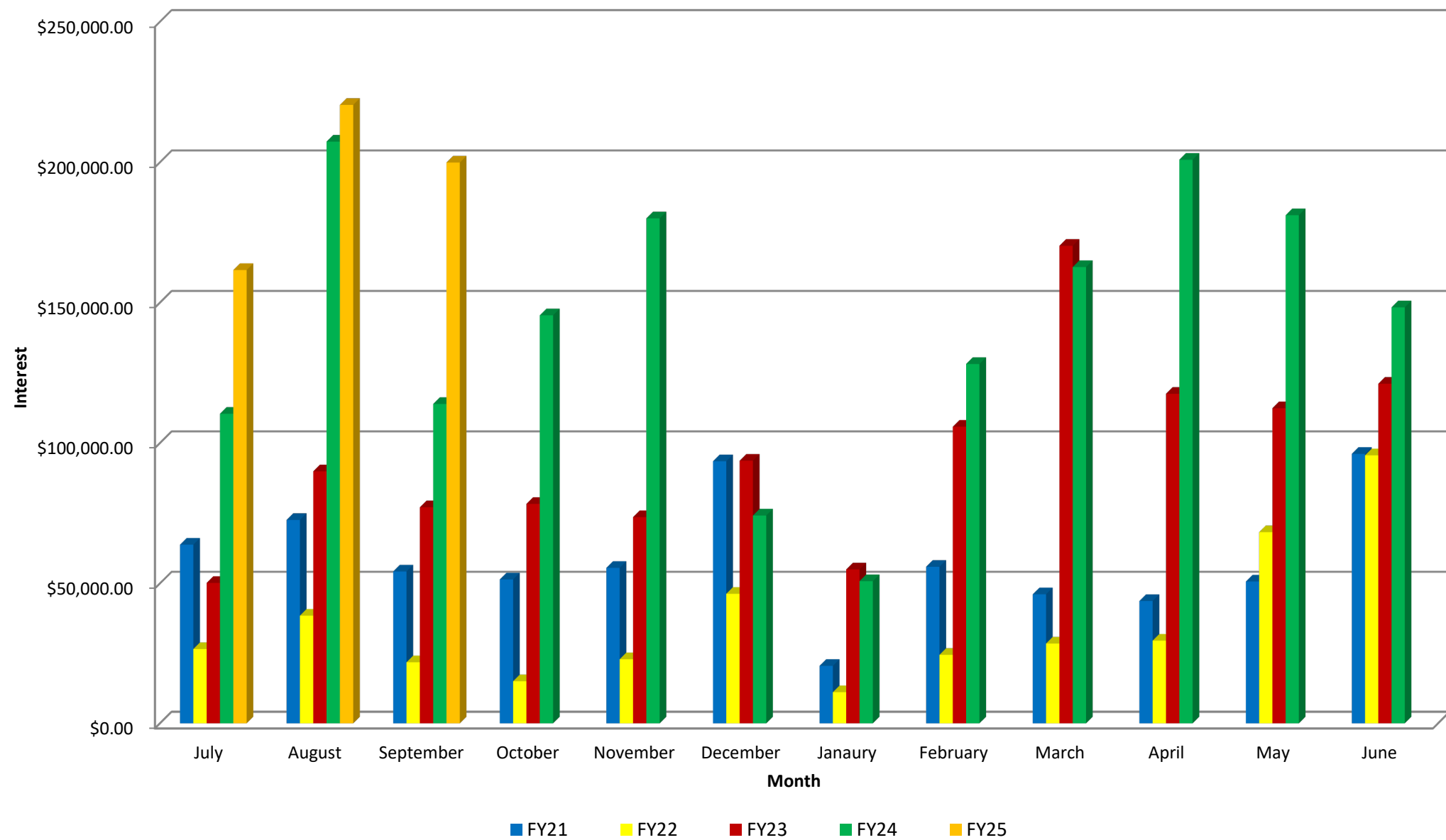
Assets shown here are not reflected in your account. This information has been received from sources we believe to be reliable. Pershing does not guarantee the accuracy of the information.

Important Information and Disclosures

The Role of Pershing

- **Pershing LLC, member FINRA, NYSE, carries your account as clearing broker pursuant to a clearing agreement with your financial institution.** Pershing is not responsible or liable for any acts or omissions of your financial institution or its employees and it does not supervise them. Pershing provides no investment advice nor does it assess the suitability of any transaction or order. Pershing acts as the agent of your financial institution and you agree that you will not hold Pershing or any person controlling or under common control with it liable for any investment losses incurred by you.
- Pershing performs several key functions at the direction of your financial institution. It acts as custodian for funds and securities you may deposit with it directly or through your financial institution or that it receives as the result of securities transactions it processes.
- Your financial institution is responsible for adherence to the securities laws, regulations and rules which apply to it regarding its own operations and the supervision of your account, its sales representatives and other personnel. Your financial institution is also responsible for approving the opening of accounts and obtaining account documents; the acceptance and, in certain instances, execution of securities orders; the assessment of the suitability of those transactions, where applicable; the rendering of investment advice, if any, to you and in general, for the ongoing relationship that it has with you.
- Inquiries concerning the positions and balances in your account may be directed to the **Pershing Customer Service Department at (201) 413-3333**. All other inquiries regarding your account or activity should be directed to your financial institution. Your financial organization's contact information can be found on the first page of this statement.

Total Monthly Interest Earnings



POWERSCHOOL
DATE: 10/10/2024
TIME: 12:52:29
SELECTION CRITERIA : ALL

MEDINA CITY SCHOOLS
OH Cash Position Report

PAGE NUMBER: 1

ACCOUNTING PERIOD : 3/25

FUND	SCC	DESCRIPTION	BEGIN	MTD	FYTD	MTD	FYTD	CURRENT	CURRENT	UNENCUMBERED
			BALANCE	RECEIPTS	RECEIPTS	EXPENDITURES	EXPENDITURES	FUND BALANCE	ENCUMBRANCE	FUND BALANCE

001	0000	GENERAL FUND								
		20,181,839.48	2,033,230.76	28,863,529.25	6,713,907.12	20,052,531.35	28,992,837.38	3,648,477.34		25,344,360.04
001	0950	GENERAL FUND - CHROME								
		355,677.18	33,830.00	60,995.00	0.00	0.00	416,672.18	0.00		416,672.18
001	1000	GENERAL FUND								
		593,809.20	0.00	0.00	0.00	0.00	593,809.20	0.00		593,809.20
001	2000	GENERAL FUND								
		1,210,532.83	293,749.71	319,572.35	0.00	0.00	1,530,105.18	0.00		1,530,105.18

Total For Fund 001:										
		22,341,858.69	2,360,810.47	29,244,096.60	6,713,907.12	20,052,531.35	31,533,423.94	3,648,477.34		27,884,946.60
002	9000	BOND RETIRE - ELEM/HIGH								
		3,647,415.85	0.00	1,702,340.00	0.00	0.00	5,349,755.85	0.00		5,349,755.85
002	9012	SALES TAX - COPS								
		0.00	0.00	0.00	0.00	0.00	0.00	1,375.00		-1,375.00

Total For Fund 002:										
		3,647,415.85	0.00	1,702,340.00	0.00	0.00	5,349,755.85	1,375.00		5,348,380.85
003	0000	PERMANENT IMPROVEMENT								
		340,994.61	0.00	0.00	0.00	0.00	340,994.61	0.00		340,994.61
003	9000	PERMANENT IMPROVEMENT								
		13,601.14	0.00	0.00	0.00	0.00	13,601.14	0.00		13,601.14
003	9001	REC CENTER-PERMANENT IMP								
		-53,485.62	0.00	0.00	0.00	51,121.00	-104,606.62	15,816.25		-120,422.87

Total For Fund 003:										
		301,110.13	0.00	0.00	0.00	51,121.00	249,989.13	15,816.25		234,172.88
006	0000	LUNCHROOM FUND								
		-812,753.71	152,731.70	266,127.74	116,618.98	433,077.11	-979,703.08	22,043.90		-1,001,746.98
006	9006	LUNCHROOM - FED FUNDS								
		2,209,288.08	48,883.61	48,883.61	121,966.39	151,479.79	2,106,691.90	381,596.17		1,725,095.73

POWERSCHOOL
DATE: 10/10/2024
TIME: 12:52:29
SELECTION CRITERIA : ALL

MEDINA CITY SCHOOLS
OH Cash Position Report

PAGE NUMBER: 2

ACCOUNTING PERIOD : 3/25

FUND	SCC	DESCRIPTION	BEGIN	MTD	FYTD	MTD	FYTD	CURRENT	CURRENT	UNENCUMBERED
			BALANCE	RECEIPTS	RECEIPTS	EXPENDITURES	EXPENDITURES	FUND BALANCE	ENCUMBRANCE	FUND BALANCE
006	9022	P-EBT ADMINISTRATIVE FUND								
		3,691.00	0.00	0.00	0.00	0.00	3,691.00	0.00	3,691.00	

Total For Fund	006:									
		1,400,225.37	201,615.31	315,011.35	238,585.37	584,556.90	1,130,679.82	403,640.07	727,039.75	
007	9004	COLLINS SCH/POST-GRADUATE								
		2,047.75	12.49	29.98	0.00	0.00	2,077.73	50,000.00	-47,922.27	
007	9022	BREWER GARRETT SCH								
		13,201.84	80.51	193.25	0.00	0.00	13,395.09	0.00	13,395.09	
007	9110	ART TRUST - GARFIELD								
		12,444.11	75.89	182.16	0.00	0.00	12,626.27	0.00	12,626.27	
007	9333	RIOS STUDENT LEADER SCH								
		22,600.77	137.83	330.83	0.00	0.00	22,931.60	5,000.00	17,931.60	
007	9901	BIXLER SCHOLARSHIP FUND								
		136.89	0.83	2.00	0.00	0.00	138.89	0.00	138.89	

Total For Fund	007:									
		50,431.36	307.55	738.22	0.00	0.00	51,169.58	55,000.00	-3,830.42	
008	9002	KANEHL MUSIC TRUST								
		28,514.46	0.00	0.00	0.00	0.00	28,514.46	300.00	28,214.46	
008	9003	RICHARD HOFFMAN COLLINS								
		838,122.45	456.49	456.49	0.00	0.00	838,578.94	50,000.00	788,578.94	
008	9112	ELAINE BUSHMAN FUND								
		20,280.97	0.00	0.00	0.00	0.00	20,280.97	1,000.00	19,280.97	

Total For Fund	008:									
		886,917.88	456.49	456.49	0.00	0.00	887,374.37	51,300.00	836,074.37	
009	9000	STAR								
		3,197.65	7,301.65	25,880.35	0.00	0.00	29,078.00	0.00	29,078.00	
009	9110	UNIFORM SUPPLIES GA								
		271.01	0.00	36.00	0.00	0.00	307.01	278.12	28.89	

POWERSCHOOL
DATE: 10/10/2024
TIME: 12:52:29
SELECTION CRITERIA : ALL

MEDINA CITY SCHOOLS
OH Cash Position Report

PAGE NUMBER: 3

ACCOUNTING PERIOD : 3/25

FUND	SCC	DESCRIPTION	BEGIN	BALANCE	MTD RECEIPTS	FYTD RECEIPTS	MTD EXPENDITURES	FYTD EXPENDITURES	CURRENT FUND BALANCE	CURRENT ENCUMBRANCE	UNENCUMBERED FUND BALANCE

009	9120	UNIFORM SUPPLIES - CN	15,149.43		2,960.00	7,688.75	326.20	7,227.40	15,610.78	3,769.83	11,840.95
009	9130	UNIFORM SUPPLIES - FN	5,055.42		2,981.70	9,802.70	255.59	10,720.06	4,138.06	4,400.38	-262.32
009	9140	UNIFORM SUPPLIES - HE	18,178.60		557.75	1,032.75	0.00	0.00	19,211.35	0.00	19,211.35
009	9160	UNIFORM SUPPLIES - BL	4,605.71		2,073.25	7,391.25	589.44	5,537.83	6,459.13	592.86	5,866.27
009	9170	UNIFORM SUPPLIES - WA	25,933.15		4,599.00	10,731.00	1,015.58	8,249.09	28,415.06	2,865.95	25,549.11
009	9180	UNIFORM SUPPLIES - NO	11,774.16		2,395.00	7,349.00	7,159.04	7,159.04	11,964.12	5,625.52	6,338.60
009	9200	UNIFORM SUPPLIES - CL	15,494.30		5,242.80	11,279.80	8,211.30	11,738.58	15,035.52	11,226.59	3,808.93
009	9210	UNIFORM SUPPLIES - RT	10,389.39		9,067.05	14,848.35	1,302.12	6,578.11	18,659.63	15,060.59	3,599.04
009	9300	UNIFORM SUPPLIES - HS	70,565.87		62,646.24	65,749.57	2,987.36	32,656.05	103,659.39	135,912.18	-32,252.79
009	9301	MHS GRADUATION	297.03		1,528.50	1,550.50	0.00	2,911.94	-1,064.41	11,988.00	-13,052.41
009	9302	SHAKESPEARE GROUP	0.00		0.00	0.00	0.00	0.00	0.00	5,000.00	-5,000.00
009	9304	AVIATION/PHOTOGRAPHY	3.87		0.00	0.00	0.00	0.00	3.87	0.00	3.87

Total For Fund 009:			180,915.59		101,352.94	163,340.02	21,846.63	92,778.10	251,477.51	196,720.02	54,757.49
014	9016	MEDINA CNTY JUV DET CNTR	32,952.83		1,330.00	89,529.12	27,871.73	89,983.43	32,498.52	0.00	32,498.52
014	9116	EVOLVE	560,457.27		45,000.00	45,000.00	111,646.89	260,608.51	344,848.76	91,491.58	253,357.18

Total For Fund 014:			593,410.10		46,330.00	134,529.12	139,518.62	350,591.94	377,347.28	91,491.58	285,855.70

POWERSCHOOL
DATE: 10/10/2024
TIME: 12:52:29
SELECTION CRITERIA : ALL

MEDINA CITY SCHOOLS
OH Cash Position Report

PAGE NUMBER: 4

ACCOUNTING PERIOD : 3/25

FUND	SCC	DESCRIPTION BEGIN BALANCE	MTD RECEIPTS	FYTD RECEIPTS	MTD EXPENDITURES	FYTD EXPENDITURES	CURRENT FUND BALANCE	CURRENT ENCUMBRANCE	UNENCUMBERED FUND BALANCE
016	0000	EMERGENCY LEVY 13,641,647.74	567.71	3,309,929.70	735,850.33	2,327,837.53	14,623,739.91	349,516.38	14,274,223.53
016	0410	EMERGENCY LEVY -401,646.48	0.00	0.00	835.75	29,434.44	-431,080.92	0.00	-431,080.92
016	1000	EMERGENCY LEVY -1,921,600.15	0.00	0.00	39,538.96	148,198.84	-2,069,798.99	0.00	-2,069,798.99
<hr/>									
Total For Fund 016:		11,318,401.11	567.71	3,309,929.70	776,225.04	2,505,470.81	12,122,860.00	349,516.38	11,773,343.62
<hr/>									
018	0000	PRINT SHOP 6,683.33	0.00	0.00	0.00	0.00	6,683.33	0.00	6,683.33
018	9000	PUBLIC SCHOOL SUP - SUPER 16.70	0.00	0.00	0.00	0.00	16.70	0.00	16.70
018	9110	PRINCIPAL'S FUND - GA 462.70	0.00	0.00	0.00	-340.19	802.89	619.04	183.85
018	9111	GARFIELD SCHOOL STORE 49.99	0.00	0.00	0.00	0.00	49.99	0.00	49.99
018	9113	GARFIELD MEDIA CENTER 144.57	0.00	0.00	0.00	0.00	144.57	0.00	144.57
018	9120	PRINCIPAL - CN 11,920.41	0.00	0.00	757.24	2,134.69	9,785.72	8,478.83	1,306.89
018	9122	CANAVAN SCHOOL STORE 586.69	0.00	0.00	0.00	0.00	586.69	0.00	586.69
018	9123	BOOK FAIR - CANAVAN 24,105.28	19.00	19.00	0.00	0.00	24,124.28	0.00	24,124.28
018	9130	PRINCIPAL - FN 38,309.42	1,040.00	1,040.00	2,380.61	2,957.70	36,391.72	9,830.11	26,561.61
018	9133	BOOK FAIR - FENN 1,621.91	46.24	53.24	0.00	0.00	1,675.15	250.00	1,425.15
018	9135	MEDINA SKI TEAM 474.67	0.00	0.00	0.00	0.00	474.67	0.00	474.67
018	9140	PRINCIPAL'S FUND - HE 41,665.15	0.00	0.00	0.00	0.00	41,665.15	0.00	41,665.15
018	9143	HERITAGE MEDIA CENTER 2,226.35	0.00	0.00	0.00	0.00	2,226.35	0.00	2,226.35
018	9160	PRINCIPAL'S FUND - BL 38,696.84	150.00	150.00	5,504.02	6,555.62	32,291.22	1,957.54	30,333.68

POWERSCHOOL
 DATE: 10/10/2024
 TIME: 12:52:29
 SELECTION CRITERIA : ALL

MEDINA CITY SCHOOLS
 OH Cash Position Report

PAGE NUMBER: 5

ACCOUNTING PERIOD : 3/25

FUND	SCC	DESCRIPTION BEGIN BALANCE	MTD RECEIPTS	FYTD RECEIPTS	MTD EXPENDITURES	FYTD EXPENDITURES	CURRENT FUND BALANCE	CURRENT ENCUMBRANCE	UNENCUMBERED FUND BALANCE
018	9161	PBIS - BLAKE 1,598.50	0.00	0.00	0.00	1,598.50	0.00	0.00	0.00
018	9163	BLAKE MEDIA CENTER 13,354.69	3.95	3.95	0.00	50.00	13,308.64	0.00	13,308.64
018	9170	PRINCIPALS FUND - WA 68,032.41	432.00	567.85	2,822.94	3,397.94	65,202.32	10,852.06	54,350.26
018	9171	WAITE SCHOOL STORE 151.73	0.00	0.00	0.00	0.00	151.73	300.00	-148.27
018	9173	MEDIA CENTER WA 5,324.43	0.00	0.00	0.00	0.00	5,324.43	0.00	5,324.43
018	9180	PRINCIPALS FUND NO 53,059.68	0.00	0.00	300.39	2,367.89	50,691.79	8,999.61	41,692.18
018	9183	MEDIA CENTER NO 4,135.77	0.00	2,729.36	0.00	0.00	6,865.13	0.00	6,865.13
018	9200	PRINCIPAL'S FUND - CL 43,095.71	71.25	71.25	758.53	1,559.17	41,607.79	3,100.22	38,507.57
018	9203	CL MEDIA CENTER 5,781.82	22.99	22.99	0.00	0.00	5,804.81	0.00	5,804.81
018	9210	PRINCIPAL'S FUND - RT 32,610.44	0.00	2,500.00	59.21	659.21	34,451.23	13,850.67	20,600.56
018	9211	ROOT M.S. MEDIA CENTER 10,892.80	12.99	12.99	0.00	50.00	10,855.79	0.00	10,855.79
018	9300	PRINCIPAL'S FUND - HS 20,431.99	1,153.00	3,958.40	185.83	3,047.05	21,343.34	25,831.01	-4,487.67
018	9301	MEDIA CENTER FUND 1,618.45	0.00	28.00	-2.41	-33.90	1,680.35	0.00	1,680.35
018	9302	SPECIAL FUNDRAISER - HS 29,909.37	0.00	0.00	0.00	0.00	29,909.37	29,000.00	909.37
018	9303	PERFORMING ARTS 235,704.58	0.00	9,709.00	203.35	20,666.72	224,746.86	99,625.69	125,121.17
018	9304	BUZZ 28,933.95	1,647.80	1,647.80	237.47	287.47	30,294.28	25,962.53	4,331.75
018	9305	FLEXIBLE CREDIT FUND 8,434.56	0.00	50.00	0.00	0.00	8,484.56	0.00	8,484.56
018	9306	FEED THE BEES 7,224.75	0.00	0.00	0.00	0.00	7,224.75	5,300.00	1,924.75
018	9307	MHS LOCAL GRANTS -1,183.49	0.00	0.00	0.00	0.00	-1,183.49	5,500.00	-6,683.49
018	9308	MHS HOPE SQUAD 2,859.80	0.00	0.00	0.00	0.00	2,859.80	3,000.00	-140.20

POWERSCHOOL
DATE: 10/10/2024
TIME: 12:52:29
SELECTION CRITERIA : ALL

MEDINA CITY SCHOOLS
OH Cash Position Report

PAGE NUMBER: 6

ACCOUNTING PERIOD : 3/25

FUND	SCC	DESCRIPTION	BEGIN	MTD	FYTD	MTD	FYTD	CURRENT	CURRENT	UNENCUMBERED
			BALANCE	RECEIPTS	RECEIPTS	EXPENDITURES	EXPENDITURES	FUND BALANCE	ENCUMBRANCE	FUND BALANCE
018	9403	PRINCIPAL FUND -PRESCHOOL								
		229.50		0.00	0.00	0.00	0.00	229.50	1,200.00	-970.50
018	9884	FACILITY RENTAL								
		86,055.82		0.00	0.00	0.00	0.00	86,055.82	0.00	86,055.82
018	9900	INSERVICE - CENTRAL								
		3,702.01		0.00	0.00	0.00	0.00	3,702.01	0.00	3,702.01
018	9901	PUBLIC SCH SUPPORT - INST								
		1,743.89		0.00	0.00	0.00	0.00	1,743.89	0.00	1,743.89
018	9902	INSERVICE - SUPER								
		11,224.52		0.00	0.00	0.00	0.00	11,224.52	0.00	11,224.52
018	9903	BOARD/STUDENT DEVELOPMENT								
		2,800.00		0.00	0.00	0.00	0.00	2,800.00	0.00	2,800.00
018	9904	WELLNESS FUND								
		502.00		0.00	0.00	0.00	0.00	502.00	0.00	502.00
018	9905	PUBLIC SCH SUPT/STUD SERV								
		51,248.39		0.00	0.00	0.00	0.00	51,248.39	0.00	51,248.39
018	9906	COMMUNICA-PUBLIC SCH SUP								
		675.90		0.00	0.00	0.00	0.00	675.90	0.00	675.90
018	9907	STEAM - SUMMER ENRICHMENT								
		5,374.82		0.00	0.00	0.00	0.00	5,374.82	0.00	5,374.82
018	9908	GRANT US HOPE								
		-317.00		0.00	0.00	0.00	0.00	-317.00	0.00	-317.00
018	9910	MAINTENANCE DEPARTMENT								
		3,902.36		0.00	0.00	0.00	0.00	3,902.36	0.00	3,902.36
018	9915	BIKE TO SCHOOL								
		992.74		0.00	0.00	0.00	0.00	992.74	0.00	992.74
018	9916	SPIRIT NIGHT								
		3,945.76		0.00	1,750.00	666.83	3,186.83	2,508.93	352.73	2,156.20
018	9917	HALL OF FAME								
		2,235.05		0.00	0.00	0.00	500.00	1,735.05	0.00	1,735.05
018	9918	SPOTLIGHT ON STUDENTS								
		904.91		0.00	0.00	0.00	0.00	904.91	0.00	904.91
018	9919	STUDENT ART SHOW								
		527.00		0.00	0.00	0.00	0.00	527.00	0.00	527.00
018	9920	TRSP FUND								
		1,514.98		0.00	0.00	0.00	0.00	1,514.98	350.00	1,164.98
018	9922	AMERICAN HEART GRANT								
		1,000.00		0.00	0.00	0.00	0.00	1,000.00	0.00	1,000.00
018	9930	RESOURCE CONNECTION								
		1,500.00		0.00	0.00	0.00	0.00	1,500.00	0.00	1,500.00

POWERSCHOOL
DATE: 10/10/2024
TIME: 12:52:29
SELECTION CRITERIA : ALL

MEDINA CITY SCHOOLS
OH Cash Position Report

PAGE NUMBER: 7

ACCOUNTING PERIOD : 3/25

FUND	SCC	DESCRIPTION	BEGIN BALANCE	MTD RECEIPTS	FYTD RECEIPTS	MTD EXPENDITURES	FYTD EXPENDITURES	CURRENT FUND BALANCE	CURRENT ENCUMBRANCE	UNENCUMBERED FUND BALANCE
<hr/>										
<hr/>										
Total For Fund 018:			918,698.60	4,599.22	24,313.83	13,874.01	48,644.70	894,367.73	254,360.04	640,007.69
<hr/>										
019	9000	ADAMH GRANT 240.00	0.00	0.00	0.00	0.00	0.00	240.00	0.00	240.00
019	9018	LOWE'S LIGHT UP GA FY08 48.08	0.00	0.00	0.00	0.00	0.00	48.08	0.00	48.08
019	9020	RIF PROGRAM GRANT - NO 400.73	0.00	0.00	0.00	0.00	0.00	400.73	0.00	400.73
019	9021	JENNINGS - B - BRYNIARSKI 0.82	0.00	0.00	0.00	0.00	0.00	0.82	0.00	0.82
019	9023	PUB EDU LEADERSHIP COM GT 0.01	0.00	0.00	0.00	0.00	0.00	0.01	0.00	0.01
019	9029	M H J GRANT/ZAVESKY/FY09 6.82	0.00	0.00	0.00	0.00	0.00	6.82	0.00	6.82
019	9030	PERF BASD ASSMENT GT FY10 79.76	0.00	0.00	0.00	0.00	0.00	79.76	0.00	79.76
019	9031	PBA FY11 256.96	0.00	0.00	0.00	0.00	0.00	256.96	0.00	256.96
019	9113	ACS-HACH CHEM GT - HAMMAN 96.34	0.00	0.00	0.00	0.00	0.00	96.34	0.00	96.34
019	9121	ADAMH GRANT 33,855.00	0.00	6,000.00	412.00	412.00	39,443.00	1,088.00		38,355.00
019	9180	PPG INNOV CLASSRM GT-NO 15.31	0.00	0.00	0.00	0.00	0.00	15.31	0.00	15.31
019	9181	FIRST ENERGY GRANT 0.16	0.00	0.00	0.00	0.00	0.00	0.16	0.00	0.16
019	9213	VIDEO CLUB GRANT - MHS 2.82	0.00	0.00	0.00	0.00	0.00	2.82	0.00	2.82
019	9301	PPG GRANT - ROBOTICS 9.07	0.00	0.00	0.00	0.00	0.00	9.07	0.00	9.07
019	9313	JENNINGS - NOP - MILLER 13.86	0.00	0.00	0.00	0.00	0.00	13.86	0.00	13.86
019	9413	3M AND OTHER GRANT 152.03	0.00	0.00	0.00	0.00	0.00	152.03	0.00	152.03
019	9513	NEA STUDENT ACHIEVE GT 191.88	0.00	0.00	0.00	0.00	0.00	191.88	0.00	191.88

POWERSCHOOL
DATE: 10/10/2024
TIME: 12:52:29
SELECTION CRITERIA : ALL

MEDINA CITY SCHOOLS

OH Cash Position Report

PAGE NUMBER: 8

ACCOUNTING PERIOD : 3/25

FUND	SCC	DESCRIPTION	BEGIN	BALANCE	MTD RECEIPTS	FYTD RECEIPTS	MTD EXPENDITURES	FYTD EXPENDITURES	CURRENT FUND BALANCE	CURRENT ENCUMBRANCE	UNENCUMBERED FUND BALANCE
019	9715	FUEL UP - BLAKE	23.82		0.00	0.00	0.00	0.00	23.82	0.00	23.82
019	9920	M H J SUPPORT STUGGLING	1,000.00		0.00	0.00	0.00	0.00	1,000.00	0.00	1,000.00
Total For Fund 019:			36,393.47		0.00	6,000.00	412.00	412.00	41,981.47	1,088.00	40,893.47
020	9001	TRANSPORTATION ENTERPRISE	170,790.31		3,619.00	4,704.96	1,789.89	3,903.45	171,591.82	2,540.33	169,051.49
Total For Fund 020:			170,790.31		3,619.00	4,704.96	1,789.89	3,903.45	171,591.82	2,540.33	169,051.49
022	9000	UNCLAIMED FUNDS	70,496.63		0.00	-20.00	0.00	0.00	70,476.63	0.00	70,476.63
022	9093	DIVERSION PROG ADAMHS BD	1,000.00		0.00	0.00	0.00	0.00	1,000.00	0.00	1,000.00
022	9094	DIVERSION PROG ADAMHS BD	1,000.00		0.00	0.00	0.00	0.00	1,000.00	0.00	1,000.00
022	9300	OH HS ATH ASSOC FUND	15,548.46		48.00	48.00	0.00	6,608.34	8,988.12	48.00	8,940.12
Total For Fund 022:			88,045.09		48.00	28.00	0.00	6,608.34	81,464.75	48.00	81,416.75
024	9001	MED AND DRUG/SELF INS	3,282,692.33		969,229.54	2,971,167.52	1,062,752.15	3,609,179.07	2,644,680.78	3,510,736.44	-866,055.66
024	9002	DENT SELF INS	735,597.04		57,926.16	178,132.67	39,243.91	181,499.23	732,230.48	40,000.00	692,230.48
024	9094	FLEX PRO	77,284.53		0.00	0.00	14,614.08	36,075.74	41,208.79	91,424.26	-50,215.47

POWERSCHOOL
 DATE: 10/10/2024
 TIME: 12:52:29
 SELECTION CRITERIA : ALL

MEDINA CITY SCHOOLS
 OH Cash Position Report

PAGE NUMBER: 9

ACCOUNTING PERIOD : 3/25

FUND	SCC	DESCRIPTION	BEGIN BALANCE	MTD RECEIPTS	FYTD RECEIPTS	MTD EXPENDITURES	FYTD EXPENDITURES	CURRENT FUND BALANCE	CURRENT ENCUMBRANCE	UNENCUMBERED FUND BALANCE

Total For Fund	024:									
			4,095,573.90	1,027,155.70	3,149,300.19	1,116,610.14	3,826,754.04	3,418,120.05	3,642,160.70	-224,040.65
027	0000	WORK COMP-SELF INS								
			437,903.21	13,232.02	45,324.82	9,536.12	44,450.63	438,777.40	128,349.37	310,428.03

Total For Fund	027:									
			437,903.21	13,232.02	45,324.82	9,536.12	44,450.63	438,777.40	128,349.37	310,428.03
071	9013	SALES TAX P I								
			4,633,927.93	0.00	1,024,147.78	162,680.57	596,376.85	5,061,698.86	1,051,290.08	4,010,408.78

Total For Fund	071:									
			4,633,927.93	0.00	1,024,147.78	162,680.57	596,376.85	5,061,698.86	1,051,290.08	4,010,408.78
200	9110	GA STUD COUN/K-KIDS CLUB								
			22.02	0.13	0.32	0.00	0.00	22.34	143.26	-120.92
200	9121	CN STUDENT COUNCIL								
			1,535.54	9.36	22.47	0.00	0.00	1,558.01	0.00	1,558.01
200	9134	FN STUDENT BUSINESS								
			10.50	0.06	0.15	0.00	0.00	10.65	0.00	10.65
200	9140	HE STUDENT COUNCIL								
			182.70	1.11	2.67	0.00	0.00	185.37	0.00	185.37
200	9184	NO STUDENT COUNCIL								
			58.47	0.36	0.86	0.00	0.00	59.33	0.00	59.33
200	9185	NO K-KIDS KIWANIS CLUB								
			12,781.09	77.94	187.09	0.00	0.00	12,968.18	0.00	12,968.18
200	9201	ROBOTICS CLUB CL								
			511.52	3.12	7.49	0.00	0.00	519.01	0.00	519.01
200	9202	CL STUDENT COUNCIL								
			5,356.87	32.67	78.42	0.00	0.00	5,435.29	0.00	5,435.29
200	9204	CL CHEERLEADERS								
			587.02	3.58	8.59	0.00	0.00	595.61	0.00	595.61
200	9205	CL BUILDERS CLUB								
			4,036.34	24.62	59.09	0.00	0.00	4,095.43	0.00	4,095.43

POWERSCHOOL
DATE: 10/10/2024
TIME: 12:52:29
SELECTION CRITERIA : ALL

MEDINA CITY SCHOOLS
OH Cash Position Report

PAGE NUMBER: 10

ACCOUNTING PERIOD : 3/25

FUND	SCC	DESCRIPTION BEGIN BALANCE	MTD RECEIPTS	FYTD RECEIPTS	MTD EXPENDITURES	FYTD EXPENDITURES	CURRENT FUND BALANCE	CURRENT ENCUMBRANCE	UNENCUMBERED FUND BALANCE
200	9209	CL DRAMA CLUB 39,907.94	243.37	584.17	0.00	0.00	40,492.11	0.00	40,492.11
200	9251	ROBOTICS CLUB RT 322.78	1.97	4.72	0.00	0.00	327.50	192.41	135.09
200	9253	RT BUILDERS' CLUB 7,072.60	43.13	103.53	0.00	0.00	7,176.13	2,000.00	5,176.13
200	9254	RT HONORS ACADEMY 8,314.84	50.71	121.72	0.00	0.00	8,436.56	4,000.00	4,436.56
200	9256	RT DRAMA CLUB 5,915.91	36.08	86.60	0.00	0.00	6,002.51	3,250.00	2,752.51
200	9258	RT STUD COUNCIL 7,619.60	46.47	111.54	0.00	0.00	7,731.14	1,832.44	5,898.70
200	9301	YG AMERICANS FOR FREEDOM 0.21	0.00	0.00	0.00	0.00	0.21	0.00	0.21
200	9302	ART CLUB 1,269.14	7.74	18.58	0.00	0.00	1,287.72	1,250.00	37.72
200	9303	CULTURAL EXPLORATION 220.16	1.34	3.22	0.00	0.00	223.38	320.00	-96.62
200	9304	CAREER ASSOCIATION 0.37	0.00	0.00	0.00	0.00	0.37	0.00	0.37
200	9305	CHEMCLUB 2.38	0.01	0.03	0.00	0.00	2.41	0.00	2.41
200	9307	VOCAL 38,467.99	863.09	11,218.77	0.00	4,250.00	45,436.76	50,000.00	-4,563.24
200	9309	IMPROV CLUB 646.69	3.94	9.46	0.00	0.00	656.15	1,650.00	-993.85
200	9310	D E P - NAT'L GERMAN HON 0.45	0.00	0.00	0.00	0.00	0.45	0.00	0.45
200	9312	DRAMA CLUB 18,158.33	877.12	1,032.19	3,365.20	3,365.20	15,825.32	16,634.80	-809.48
200	9314	MEDINA OUTDOORS CLUB 652.40	94.52	100.09	0.00	0.00	752.49	450.00	302.49
200	9315	FELLOWSHIP OF CHRISTIAN ATH 377.59	2.30	5.52	0.00	0.00	383.11	470.00	-86.89
200	9318	GIRLS LEADERSHIP CLUB 7,888.07	48.10	115.46	0.00	0.00	8,003.53	8,200.00	-196.47
200	9321	KEY CLUB 62,832.58	413.36	949.93	0.00	0.00	63,782.51	20,000.00	43,782.51
200	9323	MEDINAMITE 1,424.78	8.69	20.86	0.00	0.00	1,445.64	1,600.00	-154.36

POWERSCHOOL
 DATE: 10/10/2024
 TIME: 12:52:29
 SELECTION CRITERIA : ALL

MEDINA CITY SCHOOLS
 OH Cash Position Report

PAGE NUMBER: 11

ACCOUNTING PERIOD : 3/25

FUND	SCC	DESCRIPTION BEGIN BALANCE	MTD RECEIPTS	FYTD RECEIPTS	MTD EXPENDITURES	FYTD EXPENDITURES	CURRENT FUND BALANCE	CURRENT ENCUMBRANCE	UNENCUMBERED FUND BALANCE

200	9324	MEDINIAN 81,249.27	448.67	1,273.63	7,873.85	7,873.85	74,649.05	12,126.15	62,522.90
200	9325	MHS BAND 15,254.06	93.02	223.29	0.00	0.00	15,477.35	22,000.00	-6,522.65
200	9326	NATIONAL HONOR SOCIETY 16,106.06	98.28	244.87	0.00	0.00	16,350.93	5,000.00	11,350.93
200	9327	ORCHESTRA 51,236.49	308.86	751.43	600.00	600.00	51,387.92	2,400.00	48,987.92
200	9330	SCIENCE OLYMPIAD CLUB 3,421.06	19.96	49.17	148.56	148.56	3,321.67	3,251.44	70.23
200	9331	SKI CLUB 3.55	0.02	0.05	0.00	0.00	3.60	0.00	3.60
200	9332	SPANISH CLUB 14,554.58	88.76	213.06	0.00	0.00	14,767.64	8,000.00	6,767.64
200	9333	STUDENT COUNCIL 52,319.90	321.22	786.43	1,128.51	1,326.01	51,780.32	68,871.49	-17,091.17
200	9335	LATIN CLUB 7,109.78	43.36	104.07	0.00	0.00	7,213.85	5,000.00	2,213.85
200	9336	FRENCH CLUB 168.60	202.24	203.68	0.00	0.00	372.28	750.00	-377.72
200	9337	AMERICAN SIGN LANGUAGE 271.68	16.75	19.07	0.00	0.00	290.75	570.00	-279.25
200	9339	SPEECH/DEBATE CLUB 1,568.83	8,270.49	8,786.33	125.00	125.00	10,230.16	16,875.00	-6,644.84
200	9340	O.C.O.M. 1,322.06	7.26	18.55	131.97	131.97	1,208.64	3,868.03	-2,659.39
200	9346	PENGUIN BOWL/NOSB 133.80	0.82	1.97	0.00	0.00	135.77	135.00	0.77
200	9350	TECHNOLOGY CLUB 127.36	0.78	1.86	0.00	0.00	129.22	1,500.00	-1,370.78
200	9352	VIDEO CLUB - SR HI 8,179.86	75.19	170.26	0.00	0.00	8,350.12	7,500.00	850.12
200	9353	CHINESE CLUB 1,217.29	7.42	17.82	0.00	0.00	1,235.11	1,205.00	30.11
200	9355	GENDER AND SEXUALITY ALLI 599.09	3.65	8.77	0.00	0.00	607.86	600.00	7.86
200	9380	V O F T 18,402.50	112.44	305.77	0.00	0.00	18,708.27	5,000.00	13,708.27
200	9421	CLASS OF 2021 2.13	0.00	0.00	0.00	151.50	-149.37	0.00	-149.37

POWERSCHOOL
DATE: 10/10/2024
TIME: 12:52:29
SELECTION CRITERIA : ALL

MEDINA CITY SCHOOLS
OH Cash Position Report

PAGE NUMBER: 12

ACCOUNTING PERIOD : 3/25

FUND	SCC	DESCRIPTION BEGIN BALANCE	MTD RECEIPTS	FYTD RECEIPTS	MTD EXPENDITURES	FYTD EXPENDITURES	CURRENT FUND BALANCE	CURRENT ENCUMBRANCE	UNENCUMBERED FUND BALANCE
200	9422	CLASS OF 2022 111.57	0.00	0.00	0.00	0.00	111.57	0.00	111.57
200	9423	CLASS OF 2023 1,769.54	0.00	0.00	0.00	1,518.75	250.79	0.00	250.79
200	9424	CLASS OF 2024 1,597.35	0.00	0.00	0.00	636.74	960.61	0.00	960.61
200	9425	CLASS OF 2025 6,015.12	80.52	131.88	71.56	71.56	6,075.44	6,544.44	-469.00
200	9426	CLASS OF 2026 3,598.64	194.42	372.62	36.55	36.55	3,934.71	73,563.45	-69,628.74
200	9427	CLASS OF 2027 1,431.20	8.73	20.95	0.00	0.00	1,452.15	2,500.00	-1,047.85
200	9428	CLASS OF 2028 0.00	0.00	0.00	0.00	0.00	0.00	2,500.00	-2,500.00
200	9999	STUD ACTIV FD WAGES/BENE 0.01	0.00	0.00	0.00	0.00	0.01	0.00	0.01
<hr/>									
Total For Fund	200:	513,948.26	13,297.75	28,559.07	13,481.20	20,235.69	522,271.64	361,752.91	160,518.73
<hr/>									
300	3000	ATHLETIC FUND 296,392.86	0.00	0.00	71,474.56	180,418.04	115,974.82	74,437.22	41,537.60
300	3001	ATHLETICS OTH 15,510.00	2,138.00	23,047.51	0.00	0.00	38,557.51	0.00	38,557.51
300	3007	ATH BOYS CC 750.00	600.00	750.00	0.00	0.00	1,500.00	0.00	1,500.00
300	3008	ATH HS FOOTBALL 0.00	44,099.16	53,879.66	0.00	0.00	53,879.66	0.00	53,879.66
300	3012	ATH BOYS SOCCER 0.00	8,229.00	8,785.00	0.00	0.00	8,785.00	0.00	8,785.00
300	3013	ATH GIRLS SOCCER 0.00	4,482.47	6,450.47	0.00	0.00	6,450.47	0.00	6,450.47
300	3016	ATH GIRLS TRACK 0.00	0.00	250.00	0.00	0.00	250.00	0.00	250.00
300	3017	ATH GIRLS VBALL 0.00	6,369.77	9,511.63	0.00	0.00	9,511.63	0.00	9,511.63
300	9110	GARFIELD FIELD TRIPS 5,976.61	0.00	0.00	0.00	-234.46	6,211.07	0.00	6,211.07

POWERSCHOOL
DATE: 10/10/2024
TIME: 12:52:29
SELECTION CRITERIA : ALL

MEDINA CITY SCHOOLS
OH Cash Position Report

PAGE NUMBER: 13

ACCOUNTING PERIOD : 3/25

FUND	SCC	DESCRIPTION	BEGIN	BALANCE	MTD RECEIPTS	FYTD RECEIPTS	MTD EXPENDITURES	FYTD EXPENDITURES	CURRENT FUND BALANCE	CURRENT ENCUMBRANCE	UNENCUMBERED FUND BALANCE
300	9120	CANAVAN FIELD TRIP	0.00		1,530.00	1,530.00	2,447.50	3,013.69	-1,483.69	2,935.00	-4,418.69
300	9121	WORLD WATCHER'S CLUB	7,362.04		0.00	0.00	0.00	0.00	7,362.04	0.00	7,362.04
300	9130	FENN FIELD TRIPS	407.00		0.00	0.00	2,887.50	2,887.50	-2,480.50	2,887.50	-5,368.00
300	9140	HERITAGE FIELD TRIPS	648.14		0.00	0.00	0.00	0.00	648.14	0.00	648.14
300	9160	BLAKE FIELD TRIPS	432.46		0.00	0.00	0.00	0.00	432.46	0.00	432.46
300	9170	WAITE FIELD TRIPS	1,192.00		5,605.00	6,525.00	0.00	2,250.00	5,467.00	4,510.00	957.00
300	9180	NORTHROP FIELD TRIPS	745.70		0.00	0.00	2,500.00	2,677.29	-1,931.59	7,400.00	-9,331.59
300	9201	CL BAND FUND	14,703.40		0.00	0.00	736.47	736.47	13,966.93	17,263.53	-3,296.60
300	9202	CL ORCHESTRA FD.	258.00		0.00	0.00	0.00	0.00	258.00	0.00	258.00
300	9203	CL LIBRARY	370.00		0.00	0.00	0.00	0.00	370.00	0.00	370.00
300	9204	CL CHOIR FUND	634.10		0.00	0.00	0.00	0.00	634.10	0.00	634.10
300	9208	DC AND OTHER TRIPS	2,928.32		67,995.00	92,400.00	0.00	0.00	95,328.32	144,484.00	-49,155.68
300	9250	RT BAND FUND	11,394.96		100.00	100.00	420.00	480.00	11,014.96	9,500.00	1,514.96
300	9251	RT ORCHESTRA FUND	1,246.65		0.00	0.00	0.00	0.00	1,246.65	0.00	1,246.65
300	9252	RT CHOIR FUND	3,270.15		0.00	0.00	0.00	0.00	3,270.15	0.00	3,270.15
300	9253	RT BEEHIVE	2,558.75		145.50	183.25	150.00	150.00	2,592.00	1,125.94	1,466.06
300	9254	ZEN DEN RT	1,154.95		0.00	0.00	0.00	0.00	1,154.95	1,924.37	-769.42
300	9258	RT DIST SUPER ACTIV	1,578.52		79,700.00	109,316.00	0.00	0.00	110,894.52	161,407.24	-50,512.72
300	9302	MENS VOLLEYBALL	10,635.15		0.00	0.00	0.00	0.00	10,635.15	0.00	10,635.15
300	9303	HUDDLE/SHUDDLE	1,331.86		1,500.00	3,493.00	0.00	0.00	4,824.86	2,700.00	2,124.86

POWERSCHOOL
DATE: 10/10/2024
TIME: 12:52:29
SELECTION CRITERIA : ALL

MEDINA CITY SCHOOLS OH Cash Position Report

PAGE NUMBER: 14

ACCOUNTING PERIOD : 3/25

FUND	SCC	DESCRIPTION	BEGIN	BALANCE	MTD RECEIPTS	FYTD RECEIPTS	MTD EXPENDITURES	FYTD EXPENDITURES	CURRENT FUND BALANCE	CURRENT ENCUMBRANCE	UNENCUMBERED FUND BALANCE
<hr/>											
300	9304	LINK CREW 5,143.35			5,893.00	5,893.00	673.57	2,173.57	8,862.78	3,526.43	5,336.35
300	9313	MUSICAL 23,722.04			0.00	0.00	0.00	0.00	23,722.04	24,000.00	-277.96
300	9325	MHS BAND TRIP 7,171.20			0.00	0.00	0.00	0.00	7,171.20	0.00	7,171.20
300	9334	BEEHIVE CAFE 17,857.50			0.00	0.00	0.00	0.00	17,857.50	2,000.00	15,857.50
300	9390	GLOBAL TRIPS 375.00			0.00	0.00	0.00	0.00	375.00	9,000.00	-8,625.00
300	9403	PRESCHOOL TRIP 95.00			2,710.00	2,980.00	0.00	0.00	3,075.00	8,000.00	-4,925.00
300	9410	SPARKLE CHEERLEADING 6,060.18			0.00	0.00	104.89	104.89	5,955.29	1,895.11	4,060.18
<hr/>											
Total For Fund 300:		441,905.89			231,096.90	325,094.52	81,394.49	194,656.99	572,343.42	478,996.34	93,347.08
<hr/>											
401	9014	ST FRANCIS AUXILIARY 36,384.56			0.00	121.15	0.00	6,824.79	29,680.92	13,358.29	16,322.63
401	9015	ST. FRANCIS AUX FY25 0.00			375.43	85,513.11	15,983.62	23,048.60	62,464.51	69,016.68	-6,552.17
401	9017	AUX ST FRANCIS 37.41			0.00	0.00	0.00	0.00	37.41	0.00	37.41
401	9024	NURTURY AUXILIARY 7,932.93			0.00	29.11	0.00	0.00	7,962.04	1,108.42	6,853.62
401	9025	NURTURY AUX FY25 0.00			23.34	3,883.07	0.00	0.00	3,883.07	120.00	3,763.07
401	9027	AUX FUNDS NURTURY 72.90			0.00	0.00	0.00	0.00	72.90	0.00	72.90
401	9034	MCS AUXILIARY 43,736.77			0.00	155.72	0.00	1,697.83	42,194.66	142,247.24	-100,052.58
401	9035	MCA AUXILIARY FY25 0.00			0.00	122,028.55	134,157.52	190,752.01	-68,723.46	84,293.38	-153,016.84
401	9066	SM WONDERS 1,644.12			0.00	0.00	0.00	0.00	1,644.12	0.00	1,644.12

ACCOUNTING PERIOD : 3/25

MEDINA CITY SCHOOLS

OH Cash Position Report

PAGE NUMBER: 15

FUND	SCC	DESCRIPTION	BEGIN	MTD	FYTD	MTD	FYTD	CURRENT	CURRENT	UNENCUMBERED
		BALANCE	RECEIPTS	RECEIPTS	EXPENDITURES	EXPENDITURES	FUND	BALANCE	ENCUMBRANCE	FUND
										BALANCE
<hr/>										
Total	For Fund	401:								
		89,808.69	398.77	211,730.71	150,141.14	222,323.23	79,216.17	310,144.01		-230,927.84
<hr/>										
432	9097	MANAGE INFO SYS								
		0.80	0.00	0.00	0.00	0.00	0.80	0.00		0.80
<hr/>										
Total	For Fund	432:								
		0.80	0.00	0.00	0.00	0.00	0.80	0.00		0.80
<hr/>										
450	9008	SCHOOLNET PLUS FY2008								
		1.00	0.00	0.00	0.00	0.00	1.00	0.00		1.00
<hr/>										
Total	For Fund	450:								
		1.00	0.00	0.00	0.00	0.00	1.00	0.00		1.00
<hr/>										
451	9012	CONNECTIVITY								
		48,355.33	0.00	0.00	0.00	0.00	48,355.33	0.00		48,355.33
<hr/>										
Total	For Fund	451:								
		48,355.33	0.00	0.00	0.00	0.00	48,355.33	0.00		48,355.33
<hr/>										
452	9008	SCHOOLNET PD FY08								
		66.15	0.00	0.00	0.00	0.00	66.15	0.00		66.15
<hr/>										
Total	For Fund	452:								
		66.15	0.00	0.00	0.00	0.00	66.15	0.00		66.15
<hr/>										
467	9021	STUD WELLNESS AND SUCCESS								
		618.49	0.00	0.00	0.00	0.00	618.49	0.00		618.49

POWERSCHOOL
DATE: 10/10/2024
TIME: 12:52:29
SELECTION CRITERIA : ALL

MEDINA CITY SCHOOLS
OH Cash Position Report

PAGE NUMBER: 16

ACCOUNTING PERIOD : 3/25

FUND	SCC	DESCRIPTION	BEGIN	MTD	FYTD	MTD	FYTD	CURRENT	CURRENT	UNENCUMBERED
			BALANCE	RECEIPTS	RECEIPTS	EXPENDITURES	EXPENDITURES	FUND BALANCE	ENCUMBRANCE	FUND BALANCE

Total For Fund	467:									
			618.49	0.00	0.00	0.00	0.00	618.49	0.00	618.49
499	9012	INTERN PSYCH FY12								
		45.81		0.00	0.00	0.00	0.00	45.81	0.00	45.81
499	9013	INTERN PSYCH FY13								
		39.97		0.00	0.00	0.00	0.00	39.97	0.00	39.97
499	9014	INTERN PSYCH FY24								
		-69.00		0.00	0.00	0.00	3,068.31	-3,137.31	0.00	-3,137.31
499	9019	SCHOOL SAFETY								
		3,359.35		0.00	0.00	0.00	0.00	3,359.35	0.00	3,359.35
499	9024	LOCAL GOV INNOVATION FUND								
		7,750.00		0.00	0.00	0.00	0.00	7,750.00	0.00	7,750.00
499	9039	INTERN PSYCH GRANT FY09								
		2.20		0.00	0.00	0.00	0.00	2.20	0.00	2.20
499	9112	E-TECH BLENDED LEARNING								
		321.71		0.00	0.00	0.00	0.00	321.71	0.00	321.71
499	9224	AOG WELLNESS GRANT FY24								
		25,553.31		0.00	0.00	0.00	0.00	25,553.31	0.00	25,553.31

Total For Fund	499:									
			37,003.35	0.00	0.00	0.00	3,068.31	33,935.04	0.00	33,935.04
506	9014	RES ED GRANT								
		950.00		0.00	0.00	0.00	0.00	950.00	0.00	950.00

Total For Fund	506:									
			950.00	0.00	0.00	0.00	0.00	950.00	0.00	950.00
507	9022	ARP ESSER								
		164,374.24		0.00	0.00	0.00	0.00	164,374.24	0.00	164,374.24
507	9023	ARP STATE ACTIVITY SUP								
		322,498.00		0.00	0.00	204,683.53	585,826.71	-263,328.71	55,733.67	-319,062.38
507	9024									
		761,236.60		0.00	0.00	294,847.66	618,937.36	142,299.24	1,737.54	140,561.70

POWERSCHOOL
DATE: 10/10/2024
TIME: 12:52:29
SELECTION CRITERIA : ALL

MEDINA CITY SCHOOLS
OH Cash Position Report

PAGE NUMBER: 17

ACCOUNTING PERIOD : 3/25

FUND	SCC	DESCRIPTION	BEGIN BALANCE	MTD RECEIPTS	FYTD RECEIPTS	MTD EXPENDITURES	FYTD EXPENDITURES	CURRENT FUND BALANCE	CURRENT ENCUMBRANCE	UNENCUMBERED FUND BALANCE
507	9121	ESSER II	2,824.36	0.00	0.00	0.00	5,000.39	-2,176.03	0.00	-2,176.03
507	9222	ARP ESSER HOMELESS	-0.36	0.00	0.00	0.00	0.00	-0.36	0.00	-0.36
<hr/>										
Total For Fund	507:		1,250,932.84	0.00	0.00	499,531.19	1,209,764.46	41,168.38	57,471.21	-16,302.83
<hr/>										
516	9015	TITLE VI-B	2,690.82	0.00	0.00	0.00	0.00	2,690.82	0.00	2,690.82
516	9016	TITLE VI-B	229.90	0.00	0.00	0.00	0.00	229.90	0.00	229.90
516	9021	TITLE VI-B	4.85	0.00	0.00	0.00	0.00	4.85	0.00	4.85
516	9024	TITLE VI-B	32,445.59	0.00	0.00	-46,487.93	204,303.35	-171,857.76	0.00	-171,857.76
516	9025	FY25 TITLE VI-B	0.00	0.00	0.00	125,717.37	179,329.16	-179,329.16	44,220.19	-223,549.35
<hr/>										
Total For Fund	516:		35,371.16	0.00	0.00	79,229.44	383,632.51	-348,261.35	44,220.19	-392,481.54
<hr/>										
551	9120	TITLE III LEP	2,792.08	0.00	0.00	0.00	0.00	2,792.08	0.00	2,792.08
551	9122	TITLE III LEP	722.05	0.00	0.00	0.00	0.00	722.05	0.00	722.05
551	9123	TITLE III LEP	3,536.78	0.00	0.00	0.00	0.00	3,536.78	0.00	3,536.78
551	9124	TITLE III LEP FY24	-3,317.67	0.00	0.00	0.00	272.17	-3,589.84	0.00	-3,589.84
<hr/>										
Total For Fund	551:		3,733.24	0.00	0.00	0.00	272.17	3,461.07	0.00	3,461.07

POWERSCHOOL
 DATE: 10/10/2024
 TIME: 12:52:29
 SELECTION CRITERIA : ALL

MEDINA CITY SCHOOLS
 OH Cash Position Report

PAGE NUMBER: 18

ACCOUNTING PERIOD : 3/25

FUND	SCC	DESCRIPTION BEGIN BALANCE	MTD RECEIPTS	FYTD RECEIPTS	MTD EXPENDITURES	FYTD EXPENDITURES	CURRENT FUND BALANCE	CURRENT ENCUMBRANCE	UNENCUMBERED FUND BALANCE
572	9024	TITLE I -62.66	0.00	0.00	-25,755.45	60,729.37	-60,792.03	0.00	-60,792.03
572	9025	FY25 TITLE I 0.00	0.00	0.00	57,366.10	75,660.51	-75,660.51	5,650.79	-81,311.30
572	9116	TITLE I-D 2.83	0.00	0.00	0.00	0.00	2.83	0.00	2.83
572	9121	TITLE I-D -417.64	0.00	0.00	0.00	0.00	-417.64	0.00	-417.64
572	9122	TITLE I-D 72.63	0.00	0.00	0.00	0.00	72.63	0.00	72.63
572	9123	TITLE I-D -1,487.31	0.00	0.00	0.00	4,753.18	-6,240.49	0.00	-6,240.49
572	9124	TITLE I-D 34,620.25	0.00	0.00	0.00	35,008.15	-387.90	0.00	-387.90
572	9125	FY25 TITLE I-D 0.00	0.00	0.00	1,932.12	6,819.72	-6,819.72	4,254.85	-11,074.57
<hr/>									
Total For Fund	572:	32,728.10	0.00	0.00	33,542.77	182,970.93	-150,242.83	9,905.64	-160,148.47
584	9023	TITLE IV-A -1.14	0.00	0.00	0.00	0.00	-1.14	0.00	-1.14
584	9024	TITLE IV-A 5,385.49	0.00	0.00	-8,034.12	-2,126.41	7,511.90	0.00	7,511.90
584	9025	FY25 TITLE IV-A 0.00	0.00	0.00	2,005.11	3,630.88	-3,630.88	9,200.83	-12,831.71
<hr/>									
Total For Fund	584:	5,384.35	0.00	0.00	-6,029.01	1,504.47	3,879.88	9,200.83	-5,320.95
587	9023	EARLY CHILDHOOD -0.12	0.00	0.00	0.00	0.00	-0.12	0.00	-0.12
587	9024	EARLY CHILDHOOD 144.21	0.00	0.00	-3,350.43	1,721.26	-1,577.05	0.00	-1,577.05
587	9025	FY25 PRESCHOOL 0.00	0.00	0.00	3,743.24	5,591.21	-5,591.21	2,907.19	-8,498.40

POWERSCHOOL
DATE: 10/10/2024
TIME: 12:52:29
SELECTION CRITERIA : ALL

MEDINA CITY SCHOOLS
OH Cash Position Report

ACCOUNTING PERIOD : 3/25

FUND	SCC	DESCRIPTION BEGIN BALANCE	MTD RECEIPTS	FYTD RECEIPTS	MTD EXPENDITURES	FYTD EXPENDITURES	CURRENT FUND BALANCE	CURRENT ENCUMBRANCE	UNENCUMBERED FUND BALANCE
587	9123	ARP IDEA EARLY ED 38.98	0.00	0.00	0.00	0.00	38.98	0.00	38.98

Total For Fund	587:	183.07	0.00	0.00	392.81	7,312.47	-7,129.40	2,907.19	-10,036.59
590	9022	TITLE II-A -2,370.59	0.00	0.00	0.00	0.00	-2,370.59	0.00	-2,370.59
590	9024	TITLE II-A 12,022.30	0.00	0.00	-6,923.16	-4,615.07	16,637.37	407.37	16,230.00
590	9025	FY25 TITLE II-A 0.00	0.00	0.00	3,577.98	15,002.50	-15,002.50	37,713.94	-52,716.44

Total For Fund	590:	9,651.71	0.00	0.00	-3,345.18	10,387.43	-735.72	38,121.31	-38,857.03
599	9022	NSLP EQUIP ASSIST 339.35	0.00	0.00	0.00	0.00	339.35	0.00	339.35
599	9023	OFCC SAFETY/SECURITY 33,980.50	0.00	0.00	31,881.28	33,304.17	676.33	686.33	-10.00

Total For Fund	599:	34,319.85	0.00	0.00	31,881.28	33,304.17	1,015.68	686.33	329.35

GRAND TOTALS:		53,606,980.87	4,004,887.83	39,689,645.38	10,075,205.64	30,433,632.94	62,862,993.31	11,206,579.12	51,656,414.19

POWERSCHOOL
DATE: 10/10/2024
TIME: 12:52:29
SELECTION CRITERIA : ALL

MEDINA CITY SCHOOLS
OH Cash Position Report

PAGE NUMBER: 20

ACCOUNTING PERIOD : 3/25

FUND	SCC	DESCRIPTION BEGIN BALANCE	MTD RECEIPTS	FYTD RECEIPTS	MTD EXPENDITURES	FYTD EXPENDITURES	CURRENT FUND BALANCE	CURRENT ENCUMBRANCE	UNENCUMBERED FUND BALANCE
001		22,341,858.69	2,360,810.47	29,244,096.60	6,713,907.12	20,052,531.35	31,533,423.94	3,648,477.34	27,884,946.60
002		3,647,415.85	0.00	1,702,340.00	0.00	0.00	5,349,755.85	1,375.00	5,348,380.85
003		301,110.13	0.00	0.00	0.00	51,121.00	249,989.13	15,816.25	234,172.88
006		1,400,225.37	201,615.31	315,011.35	238,585.37	584,556.90	1,130,679.82	403,640.07	727,039.75
007		50,431.36	307.55	738.22	0.00	0.00	51,169.58	55,000.00	-3,830.42
008		886,917.88	456.49	456.49	0.00	0.00	887,374.37	51,300.00	836,074.37
009		180,915.59	101,352.94	163,340.02	21,846.63	92,778.10	251,477.51	196,720.02	54,757.49
014		593,410.10	46,330.00	134,529.12	139,518.62	350,591.94	377,347.28	91,491.58	285,855.70
016		11,318,401.11	567.71	3,309,929.70	776,225.04	2,505,470.81	12,122,860.00	349,516.38	11,773,343.62
018		918,698.60	4,599.22	24,313.83	13,874.01	48,644.70	894,367.73	254,360.04	640,007.69
019		36,393.47	0.00	6,000.00	412.00	412.00	41,981.47	1,088.00	40,893.47
020		170,790.31	3,619.00	4,704.96	1,789.89	3,903.45	171,591.82	2,540.33	169,051.49
022		88,045.09	48.00	28.00	0.00	6,608.34	81,464.75	48.00	81,416.75
024		4,095,573.90	1,027,155.70	3,149,300.19	1,116,610.14	3,826,754.04	3,418,120.05	3,642,160.70	-224,040.65

POWERSCHOOL
DATE: 10/10/2024
TIME: 12:52:29
SELECTION CRITERIA : ALL

MEDINA CITY SCHOOLS
OH Cash Position Report

PAGE NUMBER: 21

ACCOUNTING PERIOD : 3/25

FUND	SCC	DESCRIPTION BEGIN BALANCE	MTD RECEIPTS	FYTD RECEIPTS	MTD EXPENDITURES	FYTD EXPENDITURES	CURRENT FUND BALANCE	CURRENT ENCUMBRANCE	UNENCUMBERED FUND BALANCE
027		437,903.21	13,232.02	45,324.82	9,536.12	44,450.63	438,777.40	128,349.37	310,428.03
071		4,633,927.93	0.00	1,024,147.78	162,680.57	596,376.85	5,061,698.86	1,051,290.08	4,010,408.78
200		513,948.26	13,297.75	28,559.07	13,481.20	20,235.69	522,271.64	361,752.91	160,518.73
300		441,905.89	231,096.90	325,094.52	81,394.49	194,656.99	572,343.42	478,996.34	93,347.08
401		89,808.69	398.77	211,730.71	150,141.14	222,323.23	79,216.17	310,144.01	-230,927.84
432		0.80	0.00	0.00	0.00	0.00	0.80	0.00	0.80
450		1.00	0.00	0.00	0.00	0.00	1.00	0.00	1.00
451		48,355.33	0.00	0.00	0.00	0.00	48,355.33	0.00	48,355.33
452		66.15	0.00	0.00	0.00	0.00	66.15	0.00	66.15
467		618.49	0.00	0.00	0.00	0.00	618.49	0.00	618.49
499		37,003.35	0.00	0.00	0.00	3,068.31	33,935.04	0.00	33,935.04
506		950.00	0.00	0.00	0.00	0.00	950.00	0.00	950.00
507		1,250,932.84	0.00	0.00	499,531.19	1,209,764.46	41,168.38	57,471.21	-16,302.83
516		35,371.16	0.00	0.00	79,229.44	383,632.51	-348,261.35	44,220.19	-392,481.54

POWERSCHOOL
DATE: 10/10/2024
TIME: 12:52:29
SELECTION CRITERIA : ALL

MEDINA CITY SCHOOLS
OH Cash Position Report

ACCOUNTING PERIOD : 3/25

FUND	SCC	DESCRIPTION BEGIN BALANCE	MTD RECEIPTS	FYTD RECEIPTS	MTD EXPENDITURES	FYTD EXPENDITURES	CURRENT FUND BALANCE	CURRENT ENCUMBRANCE	UNENCUMBERED FUND BALANCE
551		3,733.24	0.00	0.00	0.00	272.17	3,461.07	0.00	3,461.07
572		32,728.10	0.00	0.00	33,542.77	182,970.93	-150,242.83	9,905.64	-160,148.47
584		5,384.35	0.00	0.00	-6,029.01	1,504.47	3,879.88	9,200.83	-5,320.95
587		183.07	0.00	0.00	392.81	7,312.47	-7,129.40	2,907.19	-10,036.59
590		9,651.71	0.00	0.00	-3,345.18	10,387.43	-735.72	38,121.31	-38,857.03
599		34,319.85	0.00	0.00	31,881.28	33,304.17	1,015.68	686.33	329.35
GRAND TOTALS:		53,606,980.87	4,004,887.83	39,689,645.38	10,075,205.64	30,433,632.94	62,862,993.31	11,206,579.12	51,656,414.19

Medina City Schools

Check Register For

September 2024

10/10/24

1:43 PM

Check Date	Check Number	Vendor Name	Transaction Amount
09/03/2024	V757016	ABC THERAPY, LTD	\$958.75
09/03/2024	V757018	AMAZON.COM	\$6,754.95
09/03/2024	V757019	AVALON FOODSERVICE INC	\$14,547.76
09/03/2024	V757020	MICHELE MARIE BENNETT	\$66.74
09/03/2024	V757021	BLICK ART MATERIALS LLC	\$393.14
09/03/2024	V757022	NEW DAIRY HOLDCO LLC.	\$3,494.55
09/03/2024	V757023	BSN SPORTS LLC	\$126.00
09/03/2024	V757024	BUZZ CITY BRANDING LLC	\$1,500.00
09/03/2024	V757025	CARDINAL BUS SALES & SERV INC	\$1,139.80
09/03/2024	V757026	MARY ANN CASSIDY	\$44.25
09/03/2024	V757027	CUMMINS SALES AND SERVICE	\$1,341.62
09/03/2024	V757028	EASY GRAPHICS CORP	\$3,084.00
09/03/2024	V757029	ESC OF MEDINA COUNTY	\$53,927.92
09/03/2024	V757030	GOODWILL INDUSTRIES AKRON INC	\$144.38
09/03/2024	V757031	GRAINGER SUPPLY CO	\$609.65
09/03/2024	V757032	HERSHEY CREAMERY CO	\$950.76
09/03/2024	V757033	HOBART SALES & SERV., HMR INNOTECH	\$528.65
09/03/2024	V757034	LAKESHORE LEARNING MATERIALS LLC	\$57.48
09/03/2024	V757035	LORI S KELLY	\$1,575.00
09/03/2024	V757036	MATH LEARNING CENTER	\$14,016.24
09/03/2024	V757037	MCMASTER-CARR SUPPLY COMPANY	\$971.61
09/03/2024	V757038	MINUTEMAN PRESS	\$992.00
09/03/2024	V757039	OSPA-OHIO SCHOOL PSYCHOLOGISTS	\$120.00
09/03/2024	V757040	OTC BRANDS INC	\$26.25
09/03/2024	V757041	PRO-ED INC.	\$1,553.00
09/03/2024	V757042	ROJEN COMPANY	\$114.40
09/03/2024	V757043	SAVVAS LEARNING COMPANY LLC	\$2,808.00
09/03/2024	V757044	SCHOOL DATEBOOKS	\$3,527.28
09/03/2024	V757045	SCHOOL SPECIALTY, LLC.	\$902.32
09/03/2024	V757046	SENDERO THERAPIES INC.	\$8,720.78
09/03/2024	V757047	SUMMIT COUNTY ESC	\$170.00
09/03/2024	V757048	TECHNOLOGY ENGINEERING GROUP, LLC	\$6,773.50
09/03/2024	V757049	TOTAL EDUCATION SOLUTIONS, INC.	\$5,806.08

Medina City Schools

Check Register For

September 2024

10/10/24

1:43 PM

Check Date	Check Number	Vendor Name	Transaction Amount
09/03/2024	V757050	TRANSPORTATION ACCESSORIES CO, INC.	\$711.60
09/03/2024	V757051	AMICO LLC	\$5,849.22
09/03/2024	V757052	VSA INC	\$10,006.00
09/03/2024	V757053	WHITE HOUSE ARTESIAN SPRINGS	\$25.25
09/03/2024	V757483	MEMO - MEDICAL MUTUAL	\$244,143.87
09/03/2024 - Total			\$398,482.80
09/06/2024	V757486	MEMO - WESTFIELD BANK	\$805.87
09/06/2024 - Total			\$805.87
09/09/2024	V757186	MEMO - MEDICAL MUTUAL	\$113,992.13
09/09/2024 - Total			\$113,992.13
09/10/2024	V757336	MEMO-CAPITAL ONE	\$22,764.16
09/10/2024 - Total			\$22,764.16
09/12/2024	V757330	GORDON FOOD SERVICE	\$24,775.22
09/12/2024 - Total			\$24,775.22
09/13/2024	1030332	OEAFUND	\$182.00
09/13/2024	1030333	KIDS FIRST	\$12.00
09/13/2024	1030334	MEDINA MUNICIPAL COURT	\$180.00
09/13/2024	1030335	OAPSE	\$4,057.65
09/13/2024	1030336	KEITH L RUCINSKI, CHAPTER 13 TRSTEE	\$1,114.62
09/13/2024	1030337	PEOPLE QUALIFIED COMMITTEE	\$15.41
09/13/2024	757131	ADLER TEAM SPORTS	\$2,006.00
09/13/2024	757132	ADVANCE AUTO PARTS	\$1,126.71
09/13/2024	757133	ALBRIGHT SECURITY CENTER INC.	\$12.00
09/13/2024	757134	AMY BREWER (PETTY CASHIER)	\$400.00
09/13/2024	757135	APOLLO FENCE LLC	\$2,992.50
09/13/2024	757136	APOLLO PEST CONTROL INC.	\$688.00
09/13/2024	757137	APPLE INC.	\$14,828.00
09/13/2024	757138	AQUACLEAR	\$42.00
09/13/2024	757139	ARMSTRONG UTILITIES INC.	\$712.05
09/13/2024	757140	AVON HIGH SCHOOL	\$400.00
09/13/2024	757141	BARNES & NOBLE COLLEGE BOOKSELLERS	\$405.29
09/13/2024	757142	BRUNSWICK HIGH SCHOOL	\$250.00
09/13/2024	757143	PEPSI CO BEVERAGE SALES LLC	\$765.18

Medina City Schools

Check Register For

September 2024

10/10/24

1:43 PM

Check Date	Check Number	Vendor Name	Transaction Amount
09/13/2024	757144	CHRIS SMITH	\$80.00
09/13/2024	757145	CITY OF MEDINA (WATER DEPT.)	\$14,310.88
09/13/2024	757146	CLOVERLEAF HIGH SCHOOL	\$300.00
09/13/2024	757147	COLUMBIA GAS OF OHIO INC	\$3,438.53
09/13/2024	757148	CONNECTION EDUCATION SERVICES INC	\$7,200.00
09/13/2024	757149	CROWN TROPHY OF MEDINA	\$716.45
09/13/2024	757150	CUYAHOGA COMMUNITY COLLEGE	\$176.81
09/13/2024	757151	DIRECT AIR SYSTEMS INC.	\$6,627.00
09/13/2024	757152	GARY KEITH	\$18.00
09/13/2024	757153	HOPE SQUAD INC.	\$12,500.00
09/13/2024	757154	HSH CONSTRUCTION & EXCAVATING, INC.	\$31,680.00
09/13/2024	757155	IMAGINE LEARNING LLC	\$2,100.00
09/13/2024	757156	IMPERIAL DADE	\$2,134.71
09/13/2024	757157	JACKSON HIGH SCHOOL	\$370.00
09/13/2024	757158	K & K SPECIALTIES INC	\$200.00
09/13/2024	757159	KAASP	\$20.00
09/13/2024	757160	MAP OF THE MONTH	\$171.50
09/13/2024	757161	MCGRAW HILL LLC	\$4,236.89
09/13/2024	757162	MCS FOOD SERVICE DEPT.	\$959.53
09/13/2024	757163	MDG FLOORING WHOLESALERS, LLC	\$21,288.52
09/13/2024	757164	MEDINA CITY SCHOOLS - BUSINESS DEPT	\$538.81
09/13/2024	757165	MEDINA COUNTY SOLID WASTE DIST	\$188.11
09/13/2024	757166	NORTHEAST OHIO NETWORK FOR TEC.	\$2,500.00
09/13/2024	757167	ALFRED NICKLES BAKERY INC	\$704.82
09/13/2024	757168	NUHOP CNTR FOR EXPERIENTIAL LEARN.	\$2,887.50
09/13/2024	757169	OASSA	\$545.00
09/13/2024	757170	OHIO EDISON COMPANY	\$53,854.66
09/13/2024	757171	OIAAA - OHIO INTERSCHOLASTIC	\$220.00
09/13/2024	757172	PSYCHOLOGICAL ASSESSMENT RESOURCES	\$250.70
09/13/2024	757173	RAMSEY SOLUTIONS	\$219.78
09/13/2024	757174	S.A.N.D. CHAPTER 43	\$80.00
09/13/2024	757175	SEIBERTKECK INSURANCE PARTNERS	\$107,987.00
09/13/2024	757176	SHERWIN WILLIAMS COMPANY	\$54.54

Medina City Schools

Check Register For

September 2024

10/10/24

1:43 PM

Check Date	Check Number	Vendor Name	Transaction Amount
09/13/2024	757177	SMETZER'S TIRE CENTER INC.	\$8,292.72
09/13/2024	757178	SPEED STACKS, INC.	\$650.00
09/13/2024	757179	STRONGSVILLE ATHLETIC BOOSTERS	\$350.00
09/13/2024	757180	STRS OHIO	\$25.00
09/13/2024	757181	SUSAYN LE MILANO	\$3,328.56
09/13/2024	757182	SWEETWATER SOUND LLC	\$2,439.28
09/13/2024	757183	VERIZON WIRELESS	\$52.30
09/13/2024	757184	VEX ROBOTICS INC	\$3,837.65
09/13/2024	757185	THINKMAP, INC.	\$265.00
09/13/2024	V1030319	MEDINA CITY SCHOOLS FOUNDATION	\$64.00
09/13/2024	V1030320	MEMO - SERS - BOARD	\$61,413.94
09/13/2024	V1030321	MEMO - STRS - BOARD	\$248,810.67
09/13/2024	V1030322	MEMO -EFTPS - TAXES	\$276,186.30
09/13/2024	V1030323	MEMO -MEDINA CITY SCHOOLS	\$509,945.06
09/13/2024	V1030324	MEMO MET LIFE INSURANCE	\$4,807.81
09/13/2024	V1030325	MEMO --S E R S - EMPLOYEE	\$44,349.34
09/13/2024	V1030326	MEMO --S T R S - EMPLOYEE	\$260,224.19
09/13/2024	V1030327	OHIO BUSINESS GATEWAY	\$48,785.07
09/13/2024	V1030328	OHIO CHILD SUPPORT PAYMENT CENTRAL	\$1,350.54
09/13/2024	V1030329	OHIO DEFERRED COMPENSATION -MEMO	\$20,205.37
09/13/2024	V1030330	MEMO - OMNI	\$98,031.44
09/13/2024	V1030331	TRUSTMARK VOLUNTARY BENEFITS	\$1,557.12
09/13/2024	V757066	CINTAS CORPORATION NO 2 (V-CARD)	\$787.33
09/13/2024	V757067	ROBERT J. VERNAK (V-CARD)	\$820.00
09/13/2024	V757068	SCHOOLMATE (V-CARD)	\$562.04
09/13/2024	V757490	MEMO MET LIFE INSURANCE	\$143.60
09/13/2024 - Total			\$1,906,033.48
09/16/2024	V757069	AGM ENERGY SERVICES, LLC	\$181,936.50
09/16/2024	V757070	ALAN T ROLAND	\$275.00
09/16/2024	V757072	AMAZON.COM	\$2,237.54
09/16/2024	V757073	ANTHONY BELSITO	\$840.00
09/16/2024	V757074	ARROWHEAD MEDICAL, LLC.	\$2,969.79
09/16/2024	V757075	AVALON FOODSERVICE INC	\$9,978.09

Medina City Schools

Check Register For

September 2024

10/10/24

1:43 PM

Check Date	Check Number	Vendor Name	Transaction Amount
09/16/2024	V757076	BLICK ART MATERIALS LLC	\$854.01
09/16/2024	V757077	NEW DAIRY HOLDCO LLC.	\$2,341.02
09/16/2024	V757078	BSN SPORTS LLC	\$534.78
09/16/2024	V757079	BULK BOOKSTORE	\$1,169.59
09/16/2024	V757080	BUZZ CITY BRANDING LLC	\$5,297.50
09/16/2024	V757081	CAROLINA BIOLOGICAL SUPPLY CO.	\$29.59
09/16/2024	V757082	CCT FINANCIAL	\$768.37
09/16/2024	V757083	CDWG LLC	\$10,490.00
09/16/2024	V757084	CENTERRA CO-OP	\$17,640.35
09/16/2024	V757085	CHRISTIA MATTEY	\$1,594.02
09/16/2024	V757086	CHRISTOPHER BRINK	\$225.00
09/16/2024	V757087	CUMMINS SALES AND SERVICE	\$84.32
09/16/2024	V757088	DAVID BLOOM	\$100.00
09/16/2024	V757089	DAWN PROKOP	\$2,625.36
09/16/2024	V757090	DEX IMAGING LLC	\$8,000.00
09/16/2024	V757091	EDWARD P. MEYERS	\$100.00
09/16/2024	V757092	TIFFANY IRENE EMERSON-KOSMAN	\$43.95
09/16/2024	V757093	ESC OF MEDINA COUNTY	\$4,016.71
09/16/2024	V757094	FANNING/HOWEY ASSOCIATES INC.	\$16,800.00
09/16/2024	V757095	GALLAGHER BENEFIT SERVICES INC	\$1,250.00
09/16/2024	V757096	GRAINGER SUPPLY CO	\$65.58
09/16/2024	V757097	HERSHEY CREAMERY CO	\$1,675.32
09/16/2024	V757098	HOBART SALES & SERV., HMR INNOTECH	\$1,117.46
09/16/2024	V757099	DEVAN KEITH HOVANETZ	\$23.85
09/16/2024	V757100	HUDL	\$16,200.00
09/16/2024	V757101	INNOVATIVE SOLUTIONS DISTRIBUTION	\$1,050.00
09/16/2024	V757102	JAMES W. TIGHE	\$400.00
09/16/2024	V757103	JOHNSON CONTROLS FIRE PROT	\$456.00
09/16/2024	V757104	JOHNSTONE SUPPLY	\$1,358.66
09/16/2024	V757105	JOSTENS INC	\$7,597.95
09/16/2024	V757106	LAKESHORE LEARNING MATERIALS LLC	\$328.83
09/16/2024	V757107	WILLIAM V MACGILL & CO	\$680.33
09/16/2024	V757108	MATH LEARNING CENTER	\$6,784.56

Medina City Schools

Check Register For

September 2024

10/10/24

1:43 PM

Check Date	Check Number	Vendor Name	Transaction Amount
09/16/2024	V757109	MICHAEL L WESNER	\$2,989.87
09/16/2024	V757110	MINUTEMAN PRESS	\$319.56
09/16/2024	V757111	MEGAN RENEE MONTGOMERY	\$20.64
09/16/2024	V757112	NICHOLAS BRANDON MACLARREN	\$550.00
09/16/2024	V757113	P & A ADMINISTRATIVE SERVICES	\$264.00
09/16/2024	V757114	PIONEER MANUFACTURING COMPANY	\$791.50
09/16/2024	V757115	QUADIENT LEASING USA, INC.	\$937.35
09/16/2024	V757116	QUILL CORPORATION	\$3,071.09
09/16/2024	V757117	KAYLA MARIE RODRIGUEZ	\$14.81
09/16/2024	V757118	SAVVAS LEARNING COMPANY LLC	\$18,319.50
09/16/2024	V757119	SCHOOL SPECIALTY, LLC.	\$6,162.38
09/16/2024	V757120	SCOTT SCRIVEN LLP	\$8,724.50
09/16/2024	V757121	SPORTS IMPORTS INC	\$809.90
09/16/2024	V757122	SPORTSWORLD CUSTOM IMPRINTED APP	\$153.94
09/16/2024	V757123	STEPHEN RICE	\$100.00
09/16/2024	V757124	TARA LOCHER	\$560.00
09/16/2024	V757125	TAYLOR CONSULTING GROUP	\$7,503.00
09/16/2024	V757126	BETTER HOMES DISTRIBUTORS LLC	\$4,215.66
09/16/2024	V757127	TREE MAINTENANCE SERVICE INC	\$1,800.00
09/16/2024	V757128	VINSON GROUP LLC	\$4,048.92
09/16/2024	V757129	VIVA SPANISH LANGUAGE PROGRAMS	\$21,069.67
09/16/2024	V757130	XEROX FINANCIAL SERVICES LLC	\$11,517.00
09/16/2024	V757482	MEMO - MEDICAL MUTUAL	\$336,628.10
09/16/2024 - Total			\$740,511.42
09/20/2024	757248	95 PERCENT GROUP INC.	\$240.00
09/20/2024	757249	ADVANCE AUTO PARTS	\$1,516.17
09/20/2024	757250	AMPLIFY EDUCATION INC.	\$586,502.64
09/20/2024	757251	APPLIED INDUSTRIAL TECHNOLOGIES	\$982.33
09/20/2024	757252	ASHLAND HIGH SCHOOL	\$175.00
09/20/2024	757253	BRECKSVILLE-BROADVIEW HTS CSD	\$150.00
09/20/2024	757254	BRUNSWICK HIGH SCHOOL	\$500.00
09/20/2024	757255	BUCKEYE LOCAL SCHOOL DISTRICT	\$150.00
09/20/2024	757256	BUEHLER'S FRESH FOODS	\$59.50

Medina City Schools

Check Register For

September 2024

10/10/24

1:43 PM

Check Date	Check Number	Vendor Name	Transaction Amount
09/20/2024	757257	CAMBIUM ASSESSMENT, INC.	\$50.00
09/20/2024	757258	CARDIAC LIFE PRODUCTS	\$3,299.14
09/20/2024	757259	CARSON DELLOSA PUBLISHING LLC	\$24.58
09/20/2024	757260	CINDY JANIK	\$233.00
09/20/2024	757261	CINTAS FIRE PROTECTION	\$2,467.50
09/20/2024	757262	CLEVELAND COMMUNICATIONS INC	\$27,641.28
09/20/2024	757263	CLEVELAND PLUMBING SUPPLY CO.	\$105.22
09/20/2024	757264	COCA COLA BOTTLING CO CSLDT	\$1,042.03
09/20/2024	757265	COCHRANE SUPPLY & ENGINEERING INC.	\$992.17
09/20/2024	757266	COLUMBIA GAS OF OHIO INC	\$3,683.87
09/20/2024	757267	CRISIS PREVENTON INST INC.	\$200.00
09/20/2024	757268	DOMINICS PIZZA & JO JO'S BAR	\$71.98
09/20/2024	757269	EDPUZZLE INC.	\$16,500.00
09/20/2024	757270	EMILY HUNSUCKER	\$240.00
09/20/2024	757271	EMSCO	\$3,434.28
09/20/2024	757272	FLINN SCIENTIFIC INC.	\$39.75
09/20/2024	757273	GALAT, STEVEN DANIEL	\$300.00
09/20/2024	757274	GREAT LAKES BIOMEDICAL LLC	\$412.00
09/20/2024	757275	HEARTLAND COMMUNITY CHURCH	\$840.00
09/20/2024	757276	HEATHER GERSPACHER	\$55.00
09/20/2024	757277	HEATHER LANE	\$41.00
09/20/2024	757278	HENDRICKS AND SONS LLC	\$125.00
09/20/2024	757279	HOME DEPOT CREDIT SERVICES	\$1,389.86
09/20/2024	757280	IMPERIAL DADE	\$1,526.74
09/20/2024	757281	JAMES RAY CAMPBELL	\$15.00
09/20/2024	757282	JASON RICHARDS	\$29.75
09/20/2024	757283	JJ AND ME, INC	\$200.00
09/20/2024	757284	JW PEPPER & SON, INC.	\$710.50
09/20/2024	757285	KELLY QUESADA	\$300.00
09/20/2024	757286	LEARNWELL	\$203.49
09/20/2024	757287	LINDA GRAHAM	\$300.75
09/20/2024	757288	LINDSEY & BRANDON KELLEY	\$48.00
09/20/2024	757289	MARIA MATERA	\$67.00

Medina City Schools

Check Register For

September 2024

10/10/24

1:43 PM

Check Date	Check Number	Vendor Name	Transaction Amount
09/20/2024	757290	MARIAH FERRY	\$30.00
09/20/2024	757291	MARIBEL SOTO	\$15.00
09/20/2024	757292	MARS ELECTRIC CO.	\$109.06
09/20/2024	757293	MCS FOOD SERVICE DEPT.	\$11.10
09/20/2024	757294	MEDINA GLASS COMPANY	\$123.75
09/20/2024	757295	MELISSA AND WILLIAM MURRAY	\$25.00
09/20/2024	757296	MIDLAND HARDWARE COMPANY	\$1,090.02
09/20/2024	757297	MONTVILLE POLICE DEPARTMENT	\$924.00
09/20/2024	757298	MPS -C/O BEDFORD, FREEMAN & WORTH	\$489.43
09/20/2024	757299	MTS PUBLICATIONS	\$195.80
09/20/2024	757300	NAT. ASSOC. OF SPED TEACHERS INC.	\$236.00
09/20/2024	757301	ALFRED NICKLES BAKERY INC	\$612.30
09/20/2024	757302	NIKI & ISAAC DUENAS	\$44.00
09/20/2024	757303	OHIO EDISON COMPANY	\$242.27
09/20/2024	757304	OHIO HS WRESTLING COACHES ASSO	\$100.00
09/20/2024	757305	OHIO SCHOOL BOARDS ASSOC	\$225.00
09/20/2024	757306	OHIO SPEECH AND DEBATE ASSOCIATION	\$125.00
09/20/2024	757307	OIAAA - OHIO INTERSCHOLASTIC	\$220.00
09/20/2024	757308	PROFESSIONAL ROOFING SERVICE INC.	\$130,184.00
09/20/2024	757309	WORKS INTERNATIONAL INC	\$19,411.00
09/20/2024	757310	RAS FLOOR MACHINE SERVICES LLC	\$1,014.72
09/20/2024	757311	REALLY GOOD STUFF LLC	\$178.23
09/20/2024	757312	SAMANTHA CUNNINGHAM	\$566.00
09/20/2024	757313	SCHOLASTIC INC	\$648.00
09/20/2024	757314	HUDSON CITY SCHOOLS	\$500.00
09/20/2024	757315	SOUTHPAW ENTERPRISES INC	\$974.70
09/20/2024	757316	STAPLES INC	\$332.40
09/20/2024	757317	STOW-MUNROE FALLS CITY SCHOOL DIST.	\$275.00
09/20/2024	757318	STUDIES WEEKLY INC	\$79.05
09/20/2024	757319	SUEVER ELECTRIC, LLC.	\$18,400.00
09/20/2024	757320	TAYLOR NICOL	\$97.95
09/20/2024	757321	UNIVERSITY OF OREGON	\$3,100.00
09/20/2024	757322	UTHEORY LLP	\$362.50

Medina City Schools

Check Register For

September 2024

10/10/24

1:43 PM

Check Date	Check Number	Vendor Name	Transaction Amount
09/20/2024	757323	VEX ROBOTICS INC	\$431.55
09/20/2024	757324	VISION IMPAIRED EDUCATION SERVICES	\$2,645.00
09/20/2024	757325	WOLFF BROS. SUPPLY INC.	\$927.90
09/20/2024	757326	ZANER-BLOSER INC	\$4,601.46
09/20/2024	V757187	CINTAS CORPORATION NO 2 (V-CARD)	\$809.86
09/20/2024	V757188	POINT SPRING & DRIVESHAFT (V-CARD)	\$6,334.31
09/20/2024	V757189	W.B. MASON CO. INC. (V-CARD)	\$10.98
09/20/2024	V757327	MEMO - A&M ENDEAVORS LLC	\$54.95
09/20/2024 - Total			\$853,621.82
09/23/2024	V757190	ACHIEVEMENT ADVANTAGE	\$1,875.00
09/23/2024	V757191	AGM ENERGY SERVICES, LLC	\$165,901.30
09/23/2024	V757192	AIRGAS USA LLC	\$40.67
09/23/2024	V757193	AKRON CHILDRENS HOSPITAL	\$18,908.22
09/23/2024	V757194	ALAN T ROLAND	\$400.00
09/23/2024	V757197	AMAZON.COM	\$8,178.30
09/23/2024	V757198	ANTHONY BELSITO	\$420.00
09/23/2024	V757199	ARROWHEAD MEDICAL, LLC.	\$146.51
09/23/2024	V757200	AVALON FOODSERVICE INC	\$3,330.86
09/23/2024	V757201	BLICK ART MATERIALS LLC	\$2,102.35
09/23/2024	V757202	NEW DAIRY HOLDCO LLC.	\$1,464.45
09/23/2024	V757203	BRETT SMITH	\$12.00
09/23/2024	V757204	BSN SPORTS LLC	\$316.94
09/23/2024	V757205	BUZZ CITY BRANDING LLC	\$280.00
09/23/2024	V757206	CARDINAL BUS SALES & SERV INC	\$5,556.24
09/23/2024	V757207	CAROLINA BIOLOGICAL SUPPLY CO.	\$648.00
09/23/2024	V757208	CCT FINANCIAL	\$1,615.39
09/23/2024	V757209	CHRISTIA MATTEY	\$723.60
09/23/2024	V757210	CHRISTOPHER BRINK	\$175.00
09/23/2024	V757211	CLEVELAND CLINIC CENTER	\$22,517.25
09/23/2024	V757212	CUMMINS SALES AND SERVICE	\$62.66
09/23/2024	V757213	DAVID BLOOM	\$87.50
09/23/2024	V757214	EASY GRAPHICS CORP	\$70,535.00
09/23/2024	V757215	GOODWILL INDUSTRIES AKRON INC	\$2,100.00

Medina City Schools

Check Register For

September 2024

10/10/24

1:43 PM

Check Date	Check Number	Vendor Name	Transaction Amount
09/23/2024	V757216	GRACENOTES LLC	\$192.42
09/23/2024	V757217	HOUGHTON MIFFLIN HARCOURT	\$20,601.00
09/23/2024	V757218	JAMES W. TIGHE	\$200.00
09/23/2024	V757219	JOHNSON CONTROLS INC.	\$4,800.00
09/23/2024	V757220	KATELYN J LOPEZ	\$45.02
09/23/2024	V757221	LORI S KELLY	\$2,142.00
09/23/2024	V757222	LUKE BRILL	\$560.00
09/23/2024	V757223	MARY JARSTFER	\$34.08
09/23/2024	V757224	MCMASTER-CARR SUPPLY COMPANY	\$434.52
09/23/2024	V757225	MICHAEL L WESNER	\$2,542.53
09/23/2024	V757226	MNJ TECHNOLOGIES DIRECT INC	\$2,592.00
09/23/2024	V757227	MUSIC AND ARTS	\$401.91
09/23/2024	V757228	NAPA AUTO PARTS	\$122.57
09/23/2024	V757229	NCS PEARSON, INC.	\$264.58
09/23/2024	V757230	NICHOLAS BRANDON MACLARREN	\$1,050.00
09/23/2024	V757231	PSI AFFILIATES INC.	\$7,442.94
09/23/2024	V757232	QUENCH USA, INC.	\$59.95
09/23/2024	V757233	QUILL CORPORATION	\$11.95
09/23/2024	V757234	RONALD ROSS	\$75.00
09/23/2024	V757235	SAVVAS LEARNING COMPANY LLC	\$12,483.70
09/23/2024	V757236	SCHOOL SPECIALTY, LLC.	\$412.00
09/23/2024	V757237	ANGELA RAE SELLARS	\$32.54
09/23/2024	V757238	SPORTS IMPORTS INC	\$809.90
09/23/2024	V757239	STEPHEN RICE	\$87.50
09/23/2024	V757240	SYNOVIA SOLUTIONS, LLC.	\$3,276.00
09/23/2024	V757241	TARA LOCHER	\$160.00
09/23/2024	V757242	TRANSPORTATION ACCESSORIES CO, INC.	\$107.89
09/23/2024	V757243	AMICO LLC	\$5,874.29
09/23/2024	V757244	USI, INC.	\$138.77
09/23/2024	V757245	VINCENT LIGHTING SYSTEMS CO	\$3,250.00
09/23/2024	V757246	VINSON GROUP LLC	\$3,888.92
09/23/2024	V757247	WRAPAROUND EXPERTS, LLC	\$1,653.00
09/23/2024	V757337	MEMO - DRAGONFLY ATHLETICS LLC	\$20,000.00

Medina City Schools

Check Register For

September 2024

10/10/24

1:43 PM

Check Date	Check Number	Vendor Name	Transaction Amount
09/23/2024	V757484	MEMO - MEDICAL MUTUAL	\$113,077.73
09/23/2024 - Total			\$516,221.95
09/26/2024	V757481	SYSCO CLEVELAND INC	\$50,233.18
09/26/2024 - Total			\$50,233.18
09/27/2024	1031262	CENTRAL COLLECTION AGENCY	\$129.82
09/27/2024	1031263	CITY OF AKRON	\$204.84
09/27/2024	1031264	CITY OF BRUNSWICK	\$280.58
09/27/2024	1031265	CITY OF LAKEWOOD	\$342.71
09/27/2024	1031266	KIDS FIRST	\$12.00
09/27/2024	1031267	MEDINA MUNICIPAL COURT	\$180.00
09/27/2024	1031268	OAPSE	\$4,050.88
09/27/2024	1031269	OEA FUND	\$157.00
09/27/2024	1031270	KEITH L RUCINSKI, CHAPTER 13 TRSTEE	\$1,249.85
09/27/2024	1031271	PEOPLE QUALIFIED COMMITTEE	\$15.41
09/27/2024	1031272	R.I.T.A.	\$55,712.60
09/27/2024	757407	ADLER TEAM SPORTS	\$150.00
09/27/2024	757408	ADVANCE AUTO PARTS	\$485.36
09/27/2024	757409	ALLIANCE FOR HIGH QUALITY EDUC	\$300.00
09/27/2024	757410	APPLIED INDUSTRIAL TECHNOLOGIES	\$117.72
09/27/2024	757411	AQUACLEAR	\$59.85
09/27/2024	757412	ARMSTRONG UTILITIES INC.	\$838.00
09/27/2024	757413	ALLISON C AUKERMAN	\$45.56
09/27/2024	757414	BARNES & NOBLE COLLEGE BOOKSELLERS	\$158.34
09/27/2024	757415	BODNO LLC	\$2,416.20
09/27/2024	757416	BUZZARD TOOLS LLC	\$885.95
09/27/2024	757417	PEPSI CO BEVERAGE SALES LLC	\$730.77
09/27/2024	757418	CITY OF MEDINA (FINANCE DEPT.)	\$3,659.54
09/27/2024	757419	THE CLEVELAND CLINIC FOUNDATION	\$1,275.00
09/27/2024	757420	CLEVELAND MUSEUM OF ART	\$30.00
09/27/2024	757421	CLEVELAND PLUMBING SUPPLY CO.	\$56.16
09/27/2024	757422	COCHRANE SUPPLY & ENGINEERING INC.	\$950.00
09/27/2024	757423	COLUMBIA GAS OF OHIO INC	\$51.78
09/27/2024	757424	COM-ONE SOUND, INC	\$4,240.00

Medina City Schools Check Register For September 2024

10/10/24

1:43 PM

Check Date	Check Number	Vendor Name	Transaction Amount
09/27/2024	757425	EDUCATIONAL FURNITURE LLC	\$4,721.02
09/27/2024	757426	EDUCATIONAL SERVICE CENTER OF NE OH	\$38,146.00
09/27/2024	757427	ELLEE SEKOLA	\$100.00
09/27/2024	757428	EVAC + CHAIR NORTH AMERICA, LLC	\$2,059.00
09/27/2024	757429	FRONTIER NORTH INC	\$1,249.68
09/27/2024	757430	GIONINO'S PIZZERIA	\$108.00
09/27/2024	757431	GORDON FOOD SERVICE	\$237.47
09/27/2024	757432	GRIZZLY AUTO & TIRE	\$1,624.71
09/27/2024	757433	HOME DEPOT CREDIT SERVICES	\$658.31
09/27/2024	757434	HOME SCIENCE TOOLS	\$188.85
09/27/2024	757435	IMPERIAL DADE	\$507.45
09/27/2024	757436	JW PEPPER & SON, INC.	\$691.94
09/27/2024	757437	LEARNWELL	\$881.79
09/27/2024	757438	MAGICAL THEATRE COMPANY	\$300.00
09/27/2024	757439	MARIA CORNEJO	\$560.00
09/27/2024	757440	MARZENA THOMPSON	\$80.00
09/27/2024	757441	MCS FOOD SERVICE DEPT.	\$2,711.04
09/27/2024	757442	MEDINA MANAGEMENT COMPANY LLC.	\$341.00
09/27/2024	757443	MEDINA CITY SCHOOLS	\$28,330.00
09/27/2024	757444	MEDINA COUNTY BOARD OF DD.	\$4,157.44
09/27/2024	757445	MEDINA COUNTY SANITARY	\$14,880.33
09/27/2024	757446	MEDINA GLASS COMPANY	\$156.10
09/27/2024	757447	MONTVILLE POLICE DEPARTMENT	\$48.00
09/27/2024	757448	MUSKINGUM UNIVERSITY	\$120.00
09/27/2024	757449	NICHOLAS BEATTIE	\$465.00
09/27/2024	757450	ALFRED NICKLES BAKERY INC	\$1,654.18
09/27/2024	757451	NORTH GATEWAY TIRE CO INC	\$279.46
09/27/2024	757452	NORTH RIDGEVILLE CITY SCHOOLS	\$300.00
09/27/2024	757453	NORTON CITY SCHOOL DISTRICT	\$200.00
09/27/2024	757454	NUHOP CNTR FOR EXPERIENTIAL LEARN.	\$4,947.50
09/27/2024	757455	HOUGHTON MIFFLIN HARCOURT DBA: NWEA	\$7,715.00
09/27/2024	757456	OHIO EDISON COMPANY	\$1,083.22
09/27/2024	757457	OHSAA FOUNDATION	\$325.00

Medina City Schools Check Register For September 2024

10/10/24

1:43 PM

Check Date	Check Number	Vendor Name	Transaction Amount
09/27/2024	757458	PROQUEST LP	\$2,235.66
09/27/2024	757459	REALLY GOOD STUFF LLC	\$459.77
09/27/2024	757460	RONNETTA WASHINGTON	\$560.00
09/27/2024	757461	SC STRATEGIC SOLUTIONS LLC	\$2,381.42
09/27/2024	757462	SHERWIN WILLIAMS COMPANY	\$130.68
09/27/2024	757463	SPIRITWEARMALL	\$1,402.50
09/27/2024	757464	ST. IGNATIUS HIGH SCHOOL	\$100.00
09/27/2024	757465	STANDARD WELDING & STEEL PRODUCTS	\$116.90
09/27/2024	757466	STAPLES INC	\$302.40
09/27/2024	757467	STEPS EDUCATIONAL GROUP, LLC.	\$21,250.00
09/27/2024	757468	STOW-MUNROE FALLS CITY SCHOOL DIST.	\$375.00
09/27/2024	757469	SUBURBAN SCHOOL TRANSPORTATION	\$3,534.83
09/27/2024	757470	SUEVER ELECTRIC, LLC.	\$58,760.00
09/27/2024	757471	TEACHER SYNERGY, LLC	\$116.99
09/27/2024	757472	TRI-COUNTY ED. SERVICE CENTER	\$8,669.54
09/27/2024	757473	TRINITY HIGH SCHOOL ATHLETIC	\$295.00
09/27/2024	757474	UCP OF GREATER CLEVELAND	\$9,800.00
09/27/2024	757475	UNITED RENTALS (N AMERICA) INC	\$210.00
09/27/2024	757476	WESTLAKE CITY SCHOOL DISTRICT	\$450.00
09/27/2024	757477	WOLFF BROS. SUPPLY INC.	\$45.64
09/27/2024	757478	WOODRIDGE LOCAL SCHOOLS	\$400.00
09/27/2024	V1031248	MEDINA CITY SCHOOLS FOUNDATION	\$64.00
09/27/2024	V1031249	MEMO - SERS - BOARD	\$62,074.37
09/27/2024	V1031250	MEMO - STRS - BOARD	\$249,583.12
09/27/2024	V1031251	MEMO -EFTPS - TAXES	\$261,342.01
09/27/2024	V1031252	MEMO -MEDINA CITY SCHOOLS	\$511,745.49
09/27/2024	V1031253	MEMO --S E R S - EMPLOYEE	\$44,821.21
09/27/2024	V1031254	MEMO --S T R S - EMPLOYEE	\$261,000.44
09/27/2024	V1031255	OHIO BUSINESS GATEWAY	\$47,484.05
09/27/2024	V1031256	OHIO CHILD SUPPORT PAYMENT CENTRAL	\$1,350.54
09/27/2024	V1031257	OHIO DEFERRED COMPENSATION -MEMO	\$10,405.37
09/27/2024	V1031258	MEMO - OMNI	\$59,980.97
09/27/2024	V1031259	SCHOOL DISTRICT INCOME TAX	\$3,265.14

Medina City Schools

Check Register For

September 2024

10/10/24

1:43 PM

Check Date	Check Number	Vendor Name	Transaction Amount
09/27/2024	V1031260	TRUSTMARK VOLUNTARY BENEFITS	\$1,562.25
09/27/2024	V1031261	WORKERS COMP MEMO	\$13,232.02
09/27/2024	V757338	MEMO - SERS - BOARD	\$200.00
09/27/2024	V757339	CINTAS CORPORATION NO 2 (V-CARD)	\$622.11
09/27/2024	V757340	POINT SPRING & DRIVESHAFT (V-CARD)	\$5,062.23
09/27/2024	V757341	ROBERT J. VERNAK (V-CARD)	\$445.50
09/27/2024	V757342	SIMPLE SOLUTIONS LEARNING (V-CARD)	\$430.00
09/27/2024 - Total			\$1,844,880.56
09/30/2024	V757343	ABC THERAPY, LTD	\$17,669.50
09/30/2024	V757351	AMAZON.COM	\$15,266.50
09/30/2024	V757352	ANTHONY BELSITO	\$390.00
09/30/2024	V757353	ARKAY FLORALS - FLOWER GALLERY	\$105.00
09/30/2024	V757354	AVALON FOODSERVICE INC	\$9,643.89
09/30/2024	V757355	BATTELLE FOR KIDS	\$500.00
09/30/2024	V757356	MICHELE MARIE BENNETT	\$44.05
09/30/2024	V757357	BLICK ART MATERIALS LLC	\$656.59
09/30/2024	V757358	RON A BLUE	\$257.00
09/30/2024	V757359	NEW DAIRY HOLDCO LLC.	\$4,523.24
09/30/2024	V757360	BSN SPORTS LLC	\$4,001.20
09/30/2024	V757361	CARA H ALLER	\$704.00
09/30/2024	V757362	CARDINAL BUS SALES & SERV INC	\$2,267.01
09/30/2024	V757363	CAROLINA BIOLOGICAL SUPPLY CO.	\$457.74
09/30/2024	V757364	MARY ANN CASSIDY	\$12.24
09/30/2024	V757365	CCT FINANCIAL	\$768.37
09/30/2024	V757366	CENTERRA CO-OP	\$8,823.03
09/30/2024	V757367	CHROMEBOOKPARTS.COM	\$1,397.00
09/30/2024	V757368	COUNS. CNTR OF WAYNE & HOLMES CTY.	\$40,587.07
09/30/2024	V757369	DAWN PROKOP	\$1,500.20
09/30/2024	V757370	DEMCO INC	\$150.43
09/30/2024	V757371	TIFFANY IRENE EMERSON-KOSMAN	\$104.92
09/30/2024	V757372	ESC OF MEDINA COUNTY	\$57,678.53
09/30/2024	V757373	GARDINER SERVICE COMPANY	\$550.00
09/30/2024	V757374	GRAINGER SUPPLY CO	\$436.04

Medina City Schools

Check Register For

September 2024

10/10/24

1:43 PM

Check Date	Check Number	Vendor Name	Transaction Amount
09/30/2024	V757375	HEALTHCARE BILLING SERVICES	\$512.09
09/30/2024	V757376	HERSHEY CREAMERY CO	\$3,665.52
09/30/2024	V757377	HOUGHTON MIFFLIN HARCOURT	\$8,507.52
09/30/2024	V757378	JOHNSTONE SUPPLY	\$1,164.77
09/30/2024	V757379	KINGS III EMERGENCY COMMUNICATIONS	\$274.19
09/30/2024	V757380	LLA THERAPY LLC.	\$38,650.13
09/30/2024	V757381	MICHELLE ELIZABETH LEWANDOWSKI	\$51.52
09/30/2024	V757382	LORI S KELLY	\$2,142.00
09/30/2024	V757383	WILLIAM V MACGILL & CO	\$838.00
09/30/2024	V757384	MCMASTER-CARR SUPPLY COMPANY	\$151.56
09/30/2024	V757385	MOTIVATING SYSTEMS	\$2,325.00
09/30/2024	V757386	MUSIC AND ARTS	\$68.00
09/30/2024	V757387	NAPA AUTO PARTS	\$47.87
09/30/2024	V757388	NAVIGATE360, LLC	\$2,040.00
09/30/2024	V757389	NCS PEARSON, INC.	\$110.00
09/30/2024	V757390	OTC BRANDS INC	\$329.57
09/30/2024	V757391	PETERS KALAIL & MARKAKIS CO	\$149.50
09/30/2024	V757392	QUADIENT FINANCE USA, INC	\$4,000.00
09/30/2024	V757393	QUADIENT, INC	\$248.90
09/30/2024	V757394	QUILL CORPORATION	\$136.97
09/30/2024	V757395	REDTREE INVESTMENT GROUP	\$1,399.18
09/30/2024	V757396	RIDDELL ALL AMERICAN	\$2,808.45
09/30/2024	V757397	ROJEN COMPANY	\$266.22
09/30/2024	V757398	SAVVAS LEARNING COMPANY LLC	\$3,320.84
09/30/2024	V757399	SCHOOL SPECIALTY, LLC.	\$1,824.40
09/30/2024	V757400	SCOREVISION	\$6,000.00
09/30/2024	V757401	SENDERO THERAPIES INC.	\$39,772.88
09/30/2024	V757402	SPORTSWORLD CUSTOM IMPRINTED APP	\$61.95
09/30/2024	V757403	TECHNOLOGY ENGINEERING GROUP, LLC	\$37,474.03
09/30/2024	V757404	TOTAL EDUCATION SOLUTIONS, INC.	\$13,374.72
09/30/2024	V757405	THOMAS DICKEL	\$175.00
09/30/2024	V757406	VINSON GROUP LLC	\$160.00
09/30/2024	V757485	MEMO - MEDICAL MUTUAL	\$254,910.32

Medina City Schools

Check Register For

September 2024

10/10/24

1:43 PM

Check Date	Check Number	Vendor Name	Transaction Amount
09/30/2024	V757487	MEMO - P & A ADMINISTRATIVE	\$14,350.08
09/30/2024	V757488	MEMO - BUREAU WORK COMP	\$9,536.12
09/30/2024	V757489	MEMO MET LIFE INSURANCE	\$39,243.91
09/30/2024 - Total			\$658,584.76
Overall - Total			\$7,130,907.35

Fiscal Year	Fund - Expledger	Function First Two Digits	Fiscal Year Budgeted Amount	% Expensed	Fiscal Year Expense Amount	Fiscal Year Encumbrance Amount	Balance
25	0010000	1100	\$13,235,140.52	0.01291231	\$170,896.29	\$0.00	\$13,064,244.23
25	0010000	1100	\$20,597,278.14	0.2194345	\$4,519,753.45	\$38,546.80	\$16,038,977.89
25	0010000	1100	\$7,629,158.90	0.3539912	\$2,700,655.15	\$40,923.71	\$4,887,580.04
25	0010000	1100	\$9,132,911.71	0.31014041	\$2,832,484.96	\$84,533.74	\$6,215,893.01
25	0010000	1100	\$55,873.54	0.02521014	\$1,408.58	\$13,591.42	\$40,873.54
25	0010000	1100	\$129,744.32	0.39841536	\$51,692.13	\$40,224.85	\$37,827.34
25	0010000	1100	\$42,636.41	0.75017503	\$31,984.77	\$10,000.00	\$651.64
25	0010000	1200	\$347,208.89	0.46990309	\$163,154.53	\$4,738.43	\$179,315.93
25	0010000	1200	\$48,000.00	0	\$0.00	\$12,190.00	\$35,810.00
25	0010000	1200	\$687,882.10	0.25987875	\$178,765.94	\$0.00	\$509,116.16
25	0010000	1200	\$387,168.03	0.33719241	\$130,550.12	\$0.00	\$256,617.91
25	0010000	1200	\$1,836,303.97	0.36978847	\$679,044.03	\$0.00	\$1,157,259.94
25	0010000	1200	\$123,099.20	0	\$0.00	\$0.00	\$123,099.20
25	0010000	1200	\$597,535.56	0.21989536	\$131,395.30	\$0.00	\$466,140.26
25	0010000	1200	\$478,347.12	0.38026739	\$181,899.81	\$0.00	\$296,447.31
25	0010000	1200	\$800.00	0	\$0.00	\$0.00	\$800.00
25	0010000	1200	\$389,889.47	0.29845895	\$116,366.00	\$0.00	\$273,523.47
25	0010000	1200	\$2,997.53	0	\$0.00	\$0.00	\$2,997.53
25	0010000	1200	\$1,262,911.56	0.46253324	\$584,138.58	\$0.00	\$678,772.98
25	0010000	1200	\$15,000.00	0	\$0.00	\$0.00	\$15,000.00
25	0010000	1200	\$146,630.82	0.61512102	\$90,195.70	\$1,885.45	\$54,549.67
25	0010000	1200	\$348,661.31	0.29187695	\$101,766.20	\$0.00	\$246,895.11
25	0010000	1200	\$392,871.21	0.55723882	\$218,923.09	\$485.06	\$173,463.06
25	0010000	1200	\$3,830,503.90	0.20618701	\$789,800.15	\$659,978.39	\$2,380,725.36
25	0010000	1300	\$221,116.20	0.30786785	\$68,074.57	\$20,000.00	\$133,041.63
25	0010000	1300	\$13,534.40	0	\$0.00	\$0.00	\$13,534.40
25	0010000	1900	\$36,118.00	0	\$0.00	\$0.00	\$36,118.00
25	0010000	1900	\$75,727.16	0.30042062	\$22,750.00	\$5,000.00	\$47,977.16
25	0010000	1900	\$2,127,753.34	0.03631855	\$77,276.92	\$52,348.16	\$1,998,128.26
25	0010000	2100	\$486,481.88	0.37758175	\$183,686.68	\$43,186.63	\$259,608.57
25	0010000	2100	\$1,078,944.18	0.42552929	\$459,122.35	\$0.00	\$619,821.83
25	0010000	2100	\$330,361.10	0.5660203	\$186,991.09	\$3,109.09	\$140,260.92
25	0010000	2100	\$362,528.67	0.05853487	\$21,220.57	\$131,779.43	\$209,528.67
25	0010000	2100	\$550,720.90	0.45042801	\$248,060.12	\$0.00	\$302,660.78
25	0010000	2100	\$6,000.00	0.06166667	\$370.00	\$4,130.00	\$1,500.00
25	0010000	2100	\$849,497.63	0.30011449	\$254,946.55	\$58,799.61	\$535,751.47
25	0010000	2100	\$714,001.99	0.07348163	\$52,466.03	\$269,556.47	\$391,979.49
25	0010000	2100	\$452,296.86	0.08492184	\$38,409.88	\$176,079.62	\$237,807.36
25	0010000	2100	\$27,308.46	0	\$0.00	\$2,000.00	\$25,308.46
25	0010000	2100	\$22,087.61	0	\$0.00	\$0.00	\$22,087.61
25	0010000	2200	\$3,109.57	0	\$0.00	\$0.00	\$3,109.57
25	0010000	2200	\$498,146.67	0.26595547	\$132,484.83	\$15,113.53	\$350,548.31
25	0010000	2200	\$20,883.18	0.77278317	\$16,138.17	\$3,040.00	\$1,705.01
25	0010000	2200	\$4,459.05	0	\$0.00	\$0.00	\$4,459.05
25	0010000	2200	\$536,826.99	0.40235049	\$215,992.60	\$8,255.30	\$312,579.09
25	0010000	2300	\$254,471.67	0.44131195	\$112,301.39	\$74,894.75	\$67,275.53
25	0010000	2400	\$272,099.78	0.39282086	\$106,886.47	\$11,627.20	\$153,586.11
25	0010000	2400	\$473,473.75	0.29964109	\$141,872.19	\$0.00	\$331,601.56
25	0010000	2400	\$19,577.95	0.45169029	\$8,843.17	\$0.00	\$10,734.78
25	0010000	2400	\$1,844.25	0	\$0.00	\$0.00	\$1,844.25
25	0010000	2400	\$726,082.11	0.27943392	\$202,891.97	\$159,111.48	\$364,078.66
25	0010000	2400	\$3,270,581.92	0.36359005	\$1,189,151.06	\$61,833.98	\$2,019,596.88
25	0010000	2400	\$5,000.00	0.05365	\$268.25	\$4,731.75	\$0.00
25	0010000	2400	\$2,764.00	0.04269175	\$118.00	\$2,246.00	\$400.00
25	0010000	2400	\$33,270.00	0.49980884	\$16,628.64	\$720.00	\$15,921.36
25	0010000	2500	\$1,153,590.25	0.15300186	\$176,501.45	\$63,724.85	\$913,363.95
25	0010000	2500	\$68,641.20	0.14335414	\$9,840.00	\$7,480.00	\$51,321.20
25	0010000	2600	\$446,484.77	0.31168064	\$139,160.66	\$105,441.35	\$201,882.76
25	0010000	2600	\$166,335.42	0	\$0.00	\$0.00	\$166,335.42
25	0010000	2600	\$31,416.54	0.24665861	\$7,749.16	\$16,525.28	\$7,142.10
25	0010000	2700	\$4,103,240.32	0.29485788	\$1,209,872.76	\$1,373,802.15	\$1,519,565.41
25	0010000	2700	\$2,042,972.58	0.38832436	\$793,336.01	\$0.00	\$1,249,636.57
25	0010000	2700	\$3,677.35	0.22022652	\$809.85	\$879.85	\$1,987.65
25	0010000	2800	\$11.17	0	\$0.00	\$0.00	\$11.17
25	0010000	2800	\$18,738.82	0	\$0.00	\$0.00	\$18,738.82
25	0010000	2800	\$1,157.44	0	\$0.00	\$0.00	\$1,157.44
25	0010000	2800	\$4,919.05	0	\$0.00	\$0.00	\$4,919.05
25	0010000	2900	\$201,608.40	0.41060124	\$82,780.66	\$3,429.61	\$115,398.13
25	0010000	2900	\$320.00	0	\$0.00	\$100.00	\$220.00
25	0010000	2900	\$274,237.32	0.2560234	\$70,211.17	\$18,770.80	\$185,255.35
25	0010000	2900	\$10,213.81	0.051401	\$525.00	\$2,475.00	\$7,213.81
25	0010000	3200	\$32,684.97	0.00215298	\$70.37	\$0.00	\$32,614.60
25	0010000	3200	\$18,315.00	0.01528802	\$280.00	\$32,480.00	(\$14,445.00)
25	0010000	3200	\$96.73	0	\$0.00	\$0.00	\$96.73
25	0010000	3200	\$10,500.00	0	\$0.00	\$5,000.00	\$5,500.00
25	0010000	4100	\$2,963.36	0	\$0.00	\$0.00	\$2,963.36
25	0010000	4100	\$3,732.73	0	\$0.00	\$0.00	\$3,732.73
25	0010000	4100	\$4,048.71	0	\$0.00	\$0.00	\$4,048.71
25	0010000	4100	\$18,875.56	0	\$0.00	\$0.00	\$18,875.56
25	0010000	4100	\$70,759.78	0.24301998	\$17,196.04	\$1,700.00	\$51,863.74
25	0010000	4100	\$10,887.17	0	\$0.00	\$0.00	\$10,887.17
25	0010000	4100	\$3,975.17	0.34470224	\$1,370.25	\$0.00	\$2,604.92
25	0010000	4100	\$15,026.35	0.26122245	\$3,925.22	\$0.00	\$11,101.13
25	0010000	4100	\$26,616.65	0.06535383	\$1,739.50	\$0.00	\$24,877.15
25	0010000	4500	\$47,666.00	0	\$0.00	\$0.00	\$47,666.00
25	0010000	4500	\$12,764.60	0	\$0.00	\$0.00	\$12,764.60
25	0010000	4500	\$21,398.84	0	\$0.00	\$0.00	\$21,398.84
25	0010000	4500	\$17,253.16	0	\$0.00	\$0.00	\$17,253.16
25	0010000	4500	\$91,126.48	0	\$0.00	\$0.00	\$91,126.48
25	0010000	4500	\$32,032.14	0	\$0.00	\$0.00	\$32,032.14
25	0010000	4500	\$35,960.76	0	\$0.00	\$0.00	\$35,960.76
25	0010000	4500	\$24,040.78	0	\$0.00	\$0.00	\$24,040.78
25	0010000	4500	\$12,034.16	0	\$0.00	\$0.00	\$12,034.16

Fiscal Year	Fund - Expledger	Function First Two Digits	Fiscal Year Budgeted Amount	% Expensed	Fiscal Year Expense Amount	Fiscal Year Encumbrance Amount	Balance
25	0010000	4500	\$7,920.63	0	\$0.00	\$0.00	\$7,920.63
25	0010000	4500	\$80,838.32	0	\$0.00	\$0.00	\$80,838.32
25	0010000	4500	\$41,285.57	0	\$0.00	\$0.00	\$41,285.57
25	0010000	4500	\$2,534.40	0	\$0.00	\$0.00	\$2,534.40
25	0010000	4500	\$44,965.23	0	\$0.00	\$0.00	\$44,965.23
25	0010000	4500	\$35,732.37	0	\$0.00	\$0.00	\$35,732.37
25	0010000	4500	\$25,320.61	0	\$0.00	\$0.00	\$25,320.61
25	0010000	4500	\$33,774.09	0	\$0.00	\$0.00	\$33,774.09
25	0010000	4500	\$17,630.79	0	\$0.00	\$0.00	\$17,630.79
25	0010000	4500	\$8,635.86	0	\$0.00	\$0.00	\$8,635.86
25	0010000	4500	\$22,864.87	0	\$0.00	\$0.00	\$22,864.87
25	0010000	4500	\$15,407.47	0	\$0.00	\$0.00	\$15,407.47
25	0010000	4500	\$12,430.20	0	\$0.00	\$0.00	\$12,430.20
25	0010000	4500	\$21,183.05	0	\$0.00	\$0.00	\$21,183.05
25	0010000	4500	\$11,664.54	0	\$0.00	\$0.00	\$11,664.54
25	0010000	4500	\$281,773.59	0.35239239	\$99,294.87	\$2,007.60	\$180,471.12
25	0010000	4500	\$33,238.42	0	\$0.00	\$0.00	\$33,238.42
25	0010000	4500	\$18,469.70	0	\$0.00	\$0.00	\$18,469.70
25	0010000	4600	\$10,433.90	0.25091193	\$2,617.99	\$0.00	\$7,815.91
25	0010000	4600	\$4,151.96	0	\$0.00	\$0.00	\$4,151.96
25	0010000	4600	\$9,448.00	0.02517676	\$237.87	\$0.00	\$9,210.13
25	0010000	4600	\$26,716.95	0.04231434	\$1,130.51	\$0.00	\$25,586.44
25	0010000	4600	\$8,585.75	0.13187083	\$1,132.21	\$0.00	\$7,453.54
25	0010000	4600	\$2,714.37	0	\$0.00	\$0.00	\$2,714.37
25	0010000	4600	\$6,631.52	0.13926219	\$923.52	\$0.00	\$5,708.00
25	0010000	5600	\$256,500.00	0	\$0.00	\$0.00	\$256,500.00
25	0010000	7200	\$186,398.00	0	\$0.00	\$0.00	\$186,398.00
25	0010000	7400	\$649,329.00	0	\$0.00	\$0.00	\$649,329.00
25	0010000	7500	\$0.00		\$0.00	\$0.00	\$0.00
25	0029000	2500	\$57,000.00	0	\$0.00	\$0.00	\$57,000.00
25	0029000	6100	\$4,202,756.50	0	\$0.00	\$0.00	\$4,202,756.50
25	0029012	2500	\$1,500.00	0	\$0.00	\$1,375.00	\$125.00
25	0029012	6100	\$1,722,388.20	0	\$0.00	\$0.00	\$1,722,388.20
25	0039001	2700	\$130,000.00	0.39323846	\$51,121.00	\$15,816.25	\$63,062.75
25	0060000	3100	\$204,209.78	0.22622418	\$46,197.19	\$1,007.40	\$157,005.19
25	0060000	3100	\$1,304,244.78	0.29663137	\$386,879.92	\$21,036.50	\$896,328.36
25	0069006	3100	\$1,151,042.00	0.13160231	\$151,479.79	\$381,596.17	\$617,966.04
25	0079004	3200	\$25,000.00	0	\$0.00	\$50,000.00	(\$25,000.00)
25	0079111	3200	\$0.00		\$0.00	\$0.00	\$0.00
25	0079333	3200	\$5,000.00	0	\$0.00	\$5,000.00	\$0.00
25	0089002	3200	\$300.00	0	\$0.00	\$300.00	\$0.00
25	0089003	3200	\$50,000.00	0	\$0.00	\$50,000.00	\$0.00
25	0089112	3200	\$700.00	0	\$0.00	\$1,000.00	(\$300.00)
25	0099000	1100	\$0.00		\$0.00	\$0.00	\$0.00
25	0099110	1100	\$278.12	0	\$0.00	\$278.12	\$0.00
25	0099120	1100	\$14,267.00	0.50658162	\$7,227.40	\$3,769.83	\$3,269.77
25	0099130	1100	\$17,182.00	0.62391223	\$10,720.06	\$4,400.38	\$2,061.56
25	0099140	1100	\$0.00		\$0.00	\$0.00	\$0.00
25	0099160	1100	\$13,801.00	0.40126295	\$5,537.83	\$592.86	\$7,670.31
25	0099170	1100	\$14,941.00	0.55211097	\$8,249.09	\$2,865.95	\$3,825.96
25	0099180	1100	\$13,799.00	0.51880861	\$7,159.04	\$5,625.52	\$1,014.44
25	0099200	1100	\$24,524.00	0.47865683	\$11,738.58	\$11,226.59	\$1,558.83
25	0099210	1100	\$23,203.00	0.28350256	\$6,578.11	\$15,060.59	\$1,564.30
25	0099300	1100	\$101,550.79	0.32157357	\$32,656.05	\$45,912.18	\$22,982.56
25	0099300	2400	\$90,000.00	0	\$0.00	\$90,000.00	\$0.00
25	0099301	2400	\$15,000.00	0.19412933	\$2,911.94	\$11,988.00	\$100.06
25	0099302	2400	\$5,000.00	0	\$0.00	\$5,000.00	\$0.00
25	0149016	1100	\$281,178.36	0.27783532	\$78,121.28	\$0.00	\$203,057.08
25	0149016	2400	\$73,518.39	0.16134943	\$11,862.15	\$0.00	\$61,656.24
25	0149016	2400	\$0.00		\$0.00	\$0.00	\$0.00
25	0149116	1200	\$309,137.79	0.24134316	\$74,608.29	\$0.00	\$234,529.50
25	0149116	1200	\$179,069.84	0.36028194	\$64,515.63	\$0.00	\$114,554.21
25	0149116	1200	\$54,220.60	0.00761795	\$413.05	\$6,386.95	\$47,420.60
25	0149116	2100	\$14,020.88	0.93324242	\$13,084.88	\$0.00	\$936.00
25	0149116	2100	\$55,000.00	0.05676509	\$3,122.08	\$16,877.92	\$35,000.00
25	0149116	2100	\$395,000.00	0.09484808	\$37,464.99	\$62,535.01	\$295,000.00
25	0149116	2200	\$4,080.53	0	\$0.00	\$0.00	\$4,080.53
25	0149116	2400	\$64,890.59	0.36145333	\$23,454.92	\$0.00	\$41,435.67
25	0149116	2400	\$133,226.40	0.32984956	\$43,944.67	\$3,591.70	\$85,690.03
25	0149116	2700	\$179.69	0	\$0.00	\$100.00	\$79.69
25	0149116	4100	\$5,420.00	0	\$0.00	\$2,000.00	\$3,420.00
25	0160000	1100	\$4,118,669.81	0.23010791	\$947,738.52	\$0.00	\$3,170,931.29
25	0160000	1100	\$193,211.71	0.36533785	\$70,587.55	\$0.00	\$122,624.16
25	0160000	1100	\$592,375.02	0.28319425	\$167,757.20	\$0.00	\$424,617.82
25	0160000	1200	\$0.00		\$0.00	\$0.00	\$0.00
25	0160000	1200	\$443,699.38	0.26227262	\$116,370.20	\$0.00	\$327,329.18
25	0160000	1200	\$129,294.76	0.27522144	\$35,584.69	\$0.00	\$93,710.07
25	0160000	1200	\$148,327.91	0.23355004	\$34,641.99	\$0.00	\$113,685.92
25	0160000	1200	\$23,562.98	0.21460698	\$5,056.78	\$0.00	\$18,506.20
25	0160000	1200	\$0.00		\$0.00	\$0.00	\$0.00
25	0160000	1900	\$237.67	0	\$0.00	\$0.00	\$237.67
25	0160000	2100	\$46,681.93	0.25355121	\$11,836.26	\$0.00	\$34,845.67
25	0160000	2100	\$36,314.09	0.22914136	\$8,321.06	\$0.00	\$27,993.03
25	0160000	2400	\$3,222.88	0	\$0.00	\$0.00	\$3,222.88
25	0160000	2400	\$6,447.44	0.2168442	\$1,398.09	\$0.00	\$5,049.35
25	0160000	2400	\$65,000.00	0.13871262	\$9,016.32	\$21,110.00	\$34,873.68
25	0160000	2400	\$0.00		\$0.00	\$0.00	\$0.00
25	0160000	2400	\$0.00		\$0.00	\$0.00	\$0.00
25	0160000	2500	\$92,248.90	0	\$0.00	\$0.00	\$92,248.90
25	0160000	2700	\$7,496.18	0.11520935	\$863.63	\$3,682.87	\$2,949.68
25	0160000	2800	\$404,865.40	0.24031513	\$97,295.28	\$0.00	\$307,570.12
25	0160000	2800	\$1,013,462.38	0.04436074	\$44,957.94	\$154,448.58	\$814,055.86
25	0160000	2800	\$1,858,275.15	0.25877317	\$480,871.75	\$0.00	\$1,377,403.40

Fiscal Year	Fund - Expledger	Function First Two Digits	Fiscal Year Budgeted Amount	% Expensed	Fiscal Year Expense Amount	Fiscal Year Encumbrance Amount	Balance
25	0160000	2800	\$990,532.71	0.19983661	\$197,944.70	\$170,274.93	\$622,313.08
25	0160000	2800	\$274,605.81	0.35540242	\$97,595.57	\$0.00	\$177,010.24
25	0160000	4100	\$13,739.37	0	\$0.00	\$0.00	\$13,739.37
25	0160410	2100	\$137,772.96	0.21364454	\$29,434.44	\$0.00	\$108,338.52
25	0161000	1100	\$282,464.30	0.26451629	\$74,716.41	\$0.00	\$207,747.89
25	0161000	1100	\$0.00		\$0.00	\$0.00	\$0.00
25	0161000	1200	\$329,112.67	0.22327439	\$73,482.43	\$0.00	\$255,630.24
25	0161000	2100	\$0.00		\$0.00	\$0.00	\$0.00
25	0189110	1100	\$155.00	0.98767742	\$153.09	\$0.00	\$1.91
25	0189110	2400	\$619.04	-0.79684673	(\$493.28)	\$619.04	\$493.28
25	0189113	2200	\$0.00		\$0.00	\$0.00	\$0.00
25	0189120	2400	\$36,455.84	0.0585555	\$2,134.69	\$8,478.83	\$25,842.32
25	0189123	2200	\$5,000.00	0	\$0.00	\$0.00	\$5,000.00
25	0189130	1100	\$4,229.76	0.03251248	\$137.52	\$3,362.48	\$729.76
25	0189130	2400	\$30,802.26	0.09155757	\$2,820.18	\$6,467.63	\$21,514.45
25	0189133	2200	\$250.00	0	\$0.00	\$250.00	\$0.00
25	0189140	1100	\$0.00		\$0.00	\$0.00	\$0.00
25	0189140	2400	\$0.00		\$0.00	\$0.00	\$0.00
25	0189143	2200	\$0.00		\$0.00	\$0.00	\$0.00
25	0189160	1100	\$1,450.00	0.36871034	\$534.63	\$0.00	\$915.37
25	0189160	2400	\$24,409.16	0.24666928	\$6,020.99	\$1,957.54	\$16,430.63
25	0189161	2200	\$1,800.00	0.88805556	\$1,598.50	\$0.00	\$201.50
25	0189163	2200	\$4,050.00	0.01234568	\$50.00	\$0.00	\$4,000.00
25	0189170	1100	\$500.00	0	\$0.00	\$5,000.00	(\$4,500.00)
25	0189170	2400	\$44,600.00	0.076187	\$3,397.94	\$5,852.06	\$35,350.00
25	0189171	2400	\$500.00	0	\$0.00	\$300.00	\$200.00
25	0189180	1100	\$0.00		\$0.00	\$0.00	\$0.00
25	0189180	2400	\$35,385.00	0.0669179	\$2,367.89	\$8,999.61	\$24,017.50
25	0189181	7200	\$0.00		\$0.00	\$0.00	\$0.00
25	0189183	2200	\$8,000.00	0	\$0.00	\$0.00	\$8,000.00
25	0189184	7200	\$0.00		\$0.00	\$0.00	\$0.00
25	0189200	2400	\$30,756.90	0.05069334	\$1,559.17	\$3,100.22	\$26,097.51
25	0189203	2200	\$3,200.00	0	\$0.00	\$0.00	\$3,200.00
25	0189210	2400	\$8,949.88	0.07365574	\$659.21	\$13,850.67	(\$5,560.00)
25	0189211	2200	\$0.00		\$50.00	\$0.00	(\$50.00)
25	0189300	2400	\$29,325.28	0.10390523	\$3,047.05	\$25,831.01	\$447.22
25	0189301	2200	\$0.00		(\$33.90)	\$0.00	\$33.90
25	0189302	1100	\$29,000.00	0	\$0.00	\$29,000.00	\$0.00
25	0189303	0000	\$0.00		\$21.84	\$0.00	(\$21.84)
25	0189303	3200	\$131,456.04	0.1237667	\$16,269.88	\$65,380.69	\$49,805.47
25	0189303	3200	\$57,897.50	0.07556458	\$4,375.00	\$26,745.00	\$26,777.50
25	0189303	3200	\$8,000.00	0	\$0.00	\$7,500.00	\$500.00
25	0189304	4300	\$26,250.00	0.01095124	\$287.47	\$25,962.53	\$0.00
25	0189306	2400	\$5,300.00	0	\$0.00	\$5,300.00	\$0.00
25	0189307	1100	\$5,500.00	0	\$0.00	\$5,500.00	\$0.00
25	0189308	2100	\$3,000.00	0	\$0.00	\$3,000.00	\$0.00
25	0189403	1200	\$1,200.00	0	\$0.00	\$1,200.00	\$0.00
25	0189901	1200	\$0.00		\$0.00	\$0.00	\$0.00
25	0189906	2900	\$2,000.00	0	\$0.00	\$0.00	\$2,000.00
25	0189907	1900	\$0.00		\$0.00	\$0.00	\$0.00
25	0189914	2900	\$0.00		\$0.00	\$0.00	\$0.00
25	0189915	2900	\$6,100.00	0	\$0.00	\$0.00	\$6,100.00
25	0189916	2900	\$8,300.00	0.38395542	\$3,186.83	\$352.73	\$4,760.44
25	0189917	2900	\$14,000.00	0.03571429	\$500.00	\$0.00	\$13,500.00
25	0189918	2900	\$10,111.00	0	\$0.00	\$0.00	\$10,111.00
25	0189919	2900	\$789.00	0	\$0.00	\$0.00	\$789.00
25	0189920	2800	\$359.64	0	\$0.00	\$350.00	\$9.64
25	0199009	2100	\$0.00		\$0.00	\$0.00	\$0.00
25	0199017	2100	\$0.00		\$0.00	\$0.00	\$0.00
25	0199121	2100	\$6,500.00	0.06338462	\$412.00	\$1,088.00	\$5,000.00
25	0209001	2800	\$1,443.78	2.70363213	\$3,903.45	\$2,540.33	(\$5,000.00)
25	0229000	7900	\$0.00		\$0.00	\$0.00	\$0.00
25	0229300	4500	\$31,793.72	0.20785048	\$6,608.34	\$48.00	\$25,137.38
25	0229300	7200	\$0.00		\$0.00	\$0.00	\$0.00
25	0249001	2900	\$12,966,525.87	0.27834588	\$3,609,179.07	\$3,510,736.44	\$5,846,610.36
25	0249002	2900	\$768,484.00	0.23617828	\$181,499.23	\$40,000.00	\$546,984.77
25	0249094	2900	\$90,730.11	0.39761596	\$36,075.74	\$91,424.26	(\$36,769.89)
25	0270000	2900	\$342,355.60	0.1298376	\$44,450.63	\$128,349.37	\$169,555.60
25	0719013	2700	\$4,084,439.19	0.1438052	\$587,363.61	\$1,016,290.08	\$2,480,785.50
25	0719013	2800	\$170,743.81	0.05278809	\$9,013.24	\$35,000.00	\$126,730.57
25	0719013	7200	\$1,723,013.00	0	\$0.00	\$0.00	\$1,723,013.00
25	2009110	4600	\$143.26	0	\$0.00	\$143.26	\$0.00
25	2009121	4600	\$234.00	0	\$0.00	\$0.00	\$234.00
25	2009185	4600	\$1,400.00	0	\$0.00	\$0.00	\$1,400.00
25	2009201	4300	\$0.00		\$0.00	\$0.00	\$0.00
25	2009202	4600	\$0.00		\$0.00	\$0.00	\$0.00
25	2009205	4600	\$0.00		\$0.00	\$0.00	\$0.00
25	2009209	4100	\$0.00		\$0.00	\$0.00	\$0.00
25	2009251	4300	\$192.41	0	\$0.00	\$192.41	\$0.00
25	2009253	4300	\$2,000.00	0	\$0.00	\$2,000.00	\$0.00
25	2009254	4100	\$4,000.00	0	\$0.00	\$4,000.00	\$0.00
25	2009256	4100	\$3,250.00	0	\$0.00	\$3,250.00	\$0.00
25	2009258	4600	\$1,832.44	0	\$0.00	\$1,832.44	\$0.00
25	2009302	4100	\$1,250.00	0	\$0.00	\$1,250.00	\$0.00
25	2009303	4100	\$320.00	0	\$0.00	\$320.00	\$0.00
25	2009307	4100	\$55,577.22	0.07647018	\$4,250.00	\$50,000.00	\$1,327.22
25	2009309	4600	\$1,650.00	0	\$0.00	\$1,650.00	\$0.00
25	2009312	4100	\$20,000.00	0.16826	\$3,365.20	\$16,634.80	\$0.00
25	2009314	4600	\$450.00	0	\$0.00	\$450.00	\$0.00
25	2009315	4600	\$470.00	0	\$0.00	\$470.00	\$0.00
25	2009318	4100	\$8,200.00	0	\$0.00	\$8,200.00	\$0.00
25	2009321	4600	\$20,000.00	0	\$0.00	\$20,000.00	\$0.00
25	2009323	4600	\$1,600.00	0	\$0.00	\$1,600.00	\$0.00

Fiscal Year	Fund - Expledger	Function First Two Digits	Fiscal Year Budgeted Amount	% Expensed	Fiscal Year Expense Amount	Fiscal Year Encumbrance Amount	Balance
25	2009324	4600	\$20,000.00	0.3936925	\$7,873.85	\$12,126.15	\$0.00
25	2009325	4100	\$25,000.00	0	\$0.00	\$22,000.00	\$3,000.00
25	2009326	4100	\$5,000.00	0	\$0.00	\$5,000.00	\$0.00
25	2009327	4100	\$3,000.00	0.2	\$600.00	\$2,400.00	\$0.00
25	2009330	4100	\$3,400.00	0.04369412	\$148.56	\$3,251.44	\$0.00
25	2009332	4100	\$8,000.00	0	\$0.00	\$8,000.00	\$0.00
25	2009333	4600	\$70,000.00	0.018943	\$1,326.01	\$68,871.49	(\$197.50)
25	2009335	4100	\$5,000.00	0	\$0.00	\$5,000.00	\$0.00
25	2009336	4100	\$1,000.00	0	\$0.00	\$750.00	\$250.00
25	2009337	4100	\$570.00	0	\$0.00	\$570.00	\$0.00
25	2009339	4100	\$0.00		\$125.00	\$16,875.00	(\$17,000.00)
25	2009340	4100	\$4,000.00	0.0329925	\$131.97	\$3,868.03	\$0.00
25	2009346	4100	\$135.00	0	\$0.00	\$135.00	\$0.00
25	2009350	4300	\$1,500.00	0	\$0.00	\$1,500.00	\$0.00
25	2009352	4100	\$7,500.00	0	\$0.00	\$7,500.00	\$0.00
25	2009353	4600	\$1,205.00	0	\$0.00	\$1,205.00	\$0.00
25	2009355	4600	\$600.00	0	\$0.00	\$600.00	\$0.00
25	2009380	4600	\$5,000.00	0	\$0.00	\$5,000.00	\$0.00
25	2009421	4600	\$2.50	60.6	\$151.50	\$0.00	(\$149.00)
25	2009422	4600	\$111.73	0	\$0.00	\$0.00	\$111.73
25	2009423	4600	\$1,672.78	0.90791975	\$1,518.75	\$0.00	\$154.03
25	2009424	4600	\$678.77	0.93807917	\$636.74	\$0.00	\$42.03
25	2009425	4600	\$0.00		\$71.56	\$6,544.44	(\$6,616.00)
25	2009426	4600	\$73,600.00	0.0004966	\$36.55	\$73,563.45	\$0.00
25	2009427	4600	\$2,500.00	0	\$0.00	\$2,500.00	\$0.00
25	2009428	4600	\$2,500.00	0	\$0.00	\$2,500.00	\$0.00
25	3003000	4500	\$85,000.00	0.47058824	\$40,000.00	\$0.00	\$45,000.00
25	3003000	4500	\$27,000.00	0.58016667	\$15,664.50	\$3,835.50	\$7,500.00
25	3003000	4500	\$382,361.73	0.32627099	\$124,753.54	\$70,601.72	\$187,006.47
25	3003001	7200	\$0.00		\$0.00	\$0.00	\$0.00
25	3003003	7200	\$0.00		\$0.00	\$0.00	\$0.00
25	3003004	7200	\$0.00		\$0.00	\$0.00	\$0.00
25	3003007	7200	\$0.00		\$0.00	\$0.00	\$0.00
25	3003008	7200	\$0.00		\$0.00	\$0.00	\$0.00
25	3003010	7200	\$0.00		\$0.00	\$0.00	\$0.00
25	3003012	7200	\$0.00		\$0.00	\$0.00	\$0.00
25	3003013	7200	\$0.00		\$0.00	\$0.00	\$0.00
25	3003015	7200	\$0.00		\$0.00	\$0.00	\$0.00
25	3003016	7200	\$0.00		\$0.00	\$0.00	\$0.00
25	3003017	7200	\$0.00		\$0.00	\$0.00	\$0.00
25	3003018	7200	\$0.00		\$0.00	\$0.00	\$0.00
25	3003019	7200	\$0.00		\$0.00	\$0.00	\$0.00
25	3003020	7200	\$0.00		\$0.00	\$0.00	\$0.00
25	3003021	7200	\$0.00		\$0.00	\$0.00	\$0.00
25	3009110	4100	\$0.00		(\$234.46)	\$0.00	\$234.46
25	3009120	4100	\$8,000.00	0.37671125	\$3,013.69	\$2,935.00	\$2,051.31
25	3009130	4100	\$10,000.00	0.28875	\$2,887.50	\$2,887.50	\$4,225.00
25	3009140	4100	\$0.00		\$0.00	\$0.00	\$0.00
25	3009160	4100	\$10,000.00	0	\$0.00	\$0.00	\$10,000.00
25	3009170	4100	\$15,000.00	0.15	\$2,250.00	\$4,510.00	\$8,240.00
25	3009180	4100	\$12,339.85	0.21696293	\$2,677.29	\$7,400.00	\$2,262.56
25	3009201	4100	\$20,000.00	0.0368235	\$736.47	\$17,263.53	\$2,000.00
25	3009208	0000	\$2,892.00	0	\$0.00	\$14,292.00	(\$11,400.00)
25	3009208	4100	\$0.00		\$0.00	\$130,192.00	(\$130,192.00)
25	3009250	4100	\$12,849.00	0.03735699	\$480.00	\$9,500.00	\$2,869.00
25	3009253	4300	\$1,275.94	0.11756039	\$150.00	\$1,125.94	\$0.00
25	3009254	4300	\$1,924.37	0	\$0.00	\$1,924.37	\$0.00
25	3009258	0000	\$21,723.24	0	\$0.00	\$13,431.24	\$8,292.00
25	3009258	4100	\$148,154.00	0	\$0.00	\$147,976.00	\$178.00
25	3009302	4500	\$0.00		\$0.00	\$0.00	\$0.00
25	3009303	4600	\$2,700.00	0	\$0.00	\$2,700.00	\$0.00
25	3009304	4600	\$8,500.00	0.25571412	\$2,173.57	\$3,526.43	\$2,800.00
25	3009313	4100	\$0.00		\$0.00	\$24,000.00	(\$24,000.00)
25	3009334	4300	\$2,000.00	0	\$0.00	\$2,000.00	\$0.00
25	3009390	4600	\$9,000.00	0	\$0.00	\$9,000.00	\$0.00
25	3009403	1200	\$8,000.00	0	\$0.00	\$8,000.00	\$0.00
25	3009410	4500	\$6,560.18	0.01598889	\$104.89	\$1,895.11	\$4,560.18
25	4019012	3200	\$0.00		\$0.00	\$0.00	\$0.00
25	4019013	3200	\$0.00		\$0.00	\$0.00	\$0.00
25	4019013	7500	\$0.00		\$0.00	\$0.00	\$0.00
25	4019014	3200	\$34,093.76	0.2001771	\$6,824.79	\$13,358.29	\$13,910.68
25	4019015	3200	\$291,509.66	0.07906633	\$23,048.60	\$69,016.68	\$199,444.38
25	4019023	3200	\$0.00		\$0.00	\$0.00	\$0.00
25	4019023	7500	\$0.00		\$0.00	\$0.00	\$0.00
25	4019024	3200	\$7,740.04	0	\$0.00	\$1,108.42	\$6,631.62
25	4019025	3200	\$11,405.63	0	\$0.00	\$120.00	\$11,285.63
25	4019031	3200	\$0.00		\$0.00	\$0.00	\$0.00
25	4019032	3200	\$0.00		\$0.00	\$0.00	\$0.00
25	4019033	3200	\$0.00		\$0.00	\$0.00	\$0.00
25	4019033	7500	\$0.00		\$0.00	\$0.00	\$0.00
25	4019034	3200	\$41,846.28	0.04057302	\$1,697.83	\$142,247.24	(\$102,098.79)
25	4019035	3200	\$418,680.85	0.45560242	\$190,752.01	\$84,293.38	\$143,635.46
25	4679021	2100	\$0.00		\$0.00	\$0.00	\$0.00
25	4999014	2100	\$0.00		\$3,068.31	\$0.00	(\$3,068.31)
25	4999019	2400	\$0.00		\$0.00	\$0.00	\$0.00
25	4999224	2200	\$3,361.25	0	\$0.00	\$0.00	\$3,361.25
25	5079022	1100	\$0.00		\$0.00	\$0.00	\$0.00
25	5079022	2700	\$0.00		\$0.00	\$0.00	\$0.00
25	5079023	1100	\$475,442.38	0.88277513	\$419,708.71	\$55,733.67	\$0.00
25	5079023	2700	\$166,118.00	1	\$166,118.00	\$0.00	\$0.00
25	5079024	1100	\$130,185.99	0.98665271	\$128,448.36	\$1,737.54	\$0.09
25	5079024	1900	\$0.00		(\$585.00)	\$0.00	\$585.00
25	5079024	2700	\$519,801.40	0.94473389	\$491,074.00	\$0.00	\$28,727.40

Fiscal Year	Fund - Expledger	Function First Two Digits	Fiscal Year Budgeted Amount	% Expensed	Fiscal Year Expense Amount	Fiscal Year Encumbrance Amount	Balance
25	5079121	1100	\$0.00		\$0.00	\$0.00	\$0.00
25	5079121	1900	\$0.00		\$0.00	\$0.00	\$0.00
25	5079121	1900	\$0.00		\$0.00	\$0.00	\$0.00
25	5079121	2200	\$0.00		\$5,000.39	\$0.00	(\$5,000.39)
25	5079121	2700	\$0.00		\$0.00	\$0.00	\$0.00
25	5079121	7400	\$0.00		\$0.00	\$0.00	\$0.00
25	5169023	1200	\$0.00		\$0.00	\$0.00	\$0.00
25	5169023	1200	\$0.00		\$0.00	\$0.00	\$0.00
25	5169023	1200	\$0.00		\$0.00	\$0.00	\$0.00
25	5169023	1200	\$0.00		\$0.00	\$0.00	\$0.00
25	5169023	2100	\$0.00		\$0.00	\$0.00	\$0.00
25	5169023	2100	\$0.00		\$0.00	\$0.00	\$0.00
25	5169023	2100	\$0.00		\$0.00	\$0.00	\$0.00
25	5169023	2100	\$0.00		\$0.00	\$0.00	\$0.00
25	5169023	2200	\$0.00		\$0.00	\$0.00	\$0.00
25	5169023	2400	\$0.00		\$0.00	\$0.00	\$0.00
25	5169023	2400	\$0.00		\$0.00	\$0.00	\$0.00
25	5169023	7400	\$0.00		\$0.00	\$0.00	\$0.00
25	5169024	1200	\$0.00		\$64,829.65	\$0.00	(\$64,829.65)
25	5169024	1200	\$0.00		\$43,501.99	\$0.00	(\$43,501.99)
25	5169024	1200	\$0.00		\$14,917.70	\$0.00	(\$14,917.70)
25	5169024	1200	\$15,006.85	0.04225204	\$634.07	\$0.00	\$14,372.78
25	5169024	2100	\$0.00		\$34,263.82	\$0.00	(\$34,263.82)
25	5169024	2100	\$154.86	112.30640579	\$17,391.77	\$0.00	(\$17,236.91)
25	5169024	2100	\$18,480.00	1	\$18,480.00	\$0.00	\$0.00
25	5169024	2200	\$3,290.00	0	\$0.00	\$0.00	\$3,290.00
25	5169024	2400	\$0.00		\$10,284.35	\$0.00	(\$10,284.35)
25	5169024	3200	\$1,275.96	0	\$0.00	\$0.00	\$1,275.96
25	5169025	1200	\$476,295.49	0.11564306	\$55,080.27	\$0.00	\$421,215.22
25	5169025	1200	\$485,826.22	0.12526273	\$60,855.92	\$0.00	\$424,970.30
25	5169025	1200	\$135,116.12	0.12313608	\$16,637.67	\$0.00	\$118,478.45
25	5169025	1200	\$4,581.00	0	\$0.00	\$4,000.00	\$581.00
25	5169025	2100	\$111,933.00	0.34509769	\$38,627.82	\$0.00	\$73,305.18
25	5169025	2100	\$168,537.68	0.11165438	\$18,817.97	\$3,845.50	\$145,874.21
25	5169025	2100	\$29,850.00	0	\$0.00	\$0.00	\$29,850.00
25	5169025	2200	\$44,000.00	-0.40306818	(\$17,735.00)	\$16,200.00	\$45,535.00
25	5169025	2400	\$67,637.96	0.10415024	\$7,044.51	\$0.00	\$60,593.45
25	5169025	3200	\$33,624.49	0	\$0.00	\$20,174.69	\$13,449.80
25	5519123	7400	\$0.00		\$0.00	\$0.00	\$0.00
25	5519124	1200	\$726.92	0.37441534	\$272.17	\$0.00	\$454.75
25	5729024	1200	\$88,175.12	0.68873589	\$60,729.37	\$0.00	\$27,445.75
25	5729024	3200	\$874.56	0	\$0.00	\$0.00	\$874.56
25	5729025	1200	\$530,800.78	0.14254031	\$75,660.51	\$0.00	\$455,140.27
25	5729025	3200	\$5,650.79	0	\$0.00	\$5,650.79	\$0.00
25	5729122	1100	\$0.00		\$0.00	\$0.00	\$0.00
25	5729123	1100	\$0.00		\$4,753.18	\$0.00	(\$4,753.18)
25	5729123	7400	\$0.00		\$0.00	\$0.00	\$0.00
25	5729124	1100	\$115,558.29	0.30294798	\$35,008.15	\$0.00	\$80,550.14
25	5729125	1100	\$51,088.02	0.13348961	\$6,819.72	\$4,254.85	\$40,013.45
25	5849023	1100	\$0.00		\$0.00	\$0.00	\$0.00
25	5849023	2200	\$0.00		\$0.00	\$0.00	\$0.00
25	5849023	7400	\$0.00		\$0.00	\$0.00	\$0.00
25	5849024	2200	\$9,973.23	-0.21321177	(\$2,126.41)	\$0.00	\$12,099.64
25	5849024	3200	\$1,980.02	0	\$0.00	\$0.00	\$1,980.02
25	5849025	2200	\$38,497.00	0.08912071	\$3,430.88	\$4,524.21	\$30,541.91
25	5849025	3200	\$4,876.62	0.04101201	\$200.00	\$4,676.62	\$0.00
25	5879023	1200	\$0.00		\$0.00	\$0.00	\$0.00
25	5879023	7400	\$0.00		\$0.00	\$0.00	\$0.00
25	5879024	1200	\$6,918.36	0.24879596	\$1,721.26	\$0.00	\$5,197.10
25	5879025	1200	\$44,392.40	0.12594971	\$5,591.21	\$2,907.19	\$35,894.00
25	5879123	1200	\$0.00		\$0.00	\$0.00	\$0.00
25	5909023	2200	\$0.00		\$0.00	\$0.00	\$0.00
25	5909023	3200	\$0.00		\$0.00	\$0.00	\$0.00
25	5909023	7400	\$0.00		\$0.00	\$0.00	\$0.00
25	5909024	2200	\$32,599.18	-0.14893227	(\$4,855.07)	\$0.00	\$37,454.25
25	5909024	3200	\$2,908.82	0.08250768	\$240.00	\$407.37	\$2,261.45
25	5909025	2200	\$105,547.59	0.13990372	\$14,766.50	\$30,841.68	\$59,939.41
25	5909025	3200	\$13,370.29	0.01765108	\$236.00	\$6,872.26	\$6,262.03
25	5999023	2700	\$33,990.50	0.97980818	\$33,304.17	\$686.33	\$0.00
		TOTALS	\$134,790,056.99				

GENERAL FUND-TRUE DAYS CASH

Includes Substitute Levy

