

# Medina City Schools

## Forecast Fund Analysis

January 31, 2024

|                                  | 2023-2024<br>Original Estimate<br>(1)        | Y-T-D Actual<br>July 2023 - June 2024<br>(2) | Percent      | Variance<br>(3)                              |
|----------------------------------|--|--|--------------|--|
| Beginning Balance - July 1, 2023 |  | 39,972,859.26                                |              | 0.00   |
| General Fund                     | 25,195,142.69                                |  |              |  |
| Other Funds - Substitute Levy    | 14,777,716.57                                |  |              |  |
| Revenue                          | <u>83,685,024.00</u><br><b>83,685,024.00</b> | <u>43,042,448.92</u><br><b>43,042,448.92</b> | <u>51.4%</u> | <u>40,642,575.08</u><br><b>40,642,575.08</b> |
| Expenditures                     | 93,591,593.00                                | 51,645,551.27                                | 55.2%        | 41,946,041.73                                |
| Encumbrance                      | 851,800.00                                   | 3,120,655.16                                 |              | -2,268,855.16                                |
|                                  | <u><b>94,443,393.00</b></u>                  | <u><b>54,766,206.43</b></u>                  |              | <u><b>39,677,186.57</b></u>                  |
| Ending Balance - June 30, 2024   | <u>29,214,490.26</u>                         | <u>28,249,101.75</u>                         |              | <u>965,388.51</u>                            |

Original Estimate revenue, expenditure and encumbrance taken from May 2022 five-year forecast  
Includes May 2018 Substitute Levy

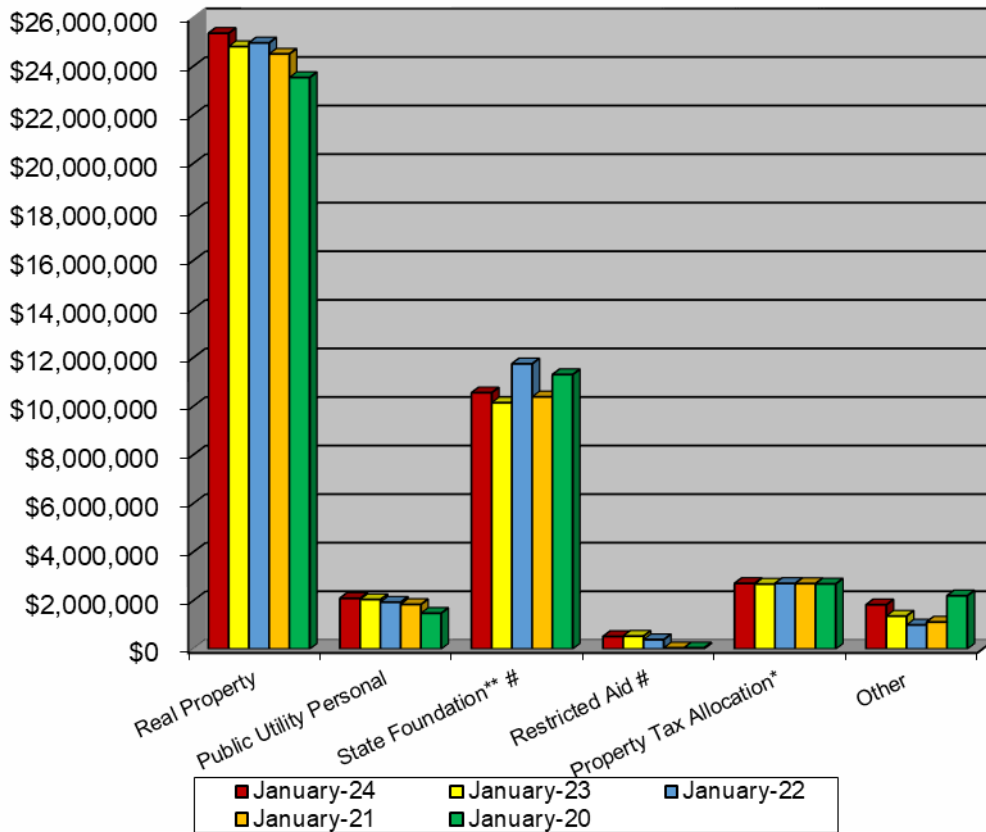
# Forecast Funds Summary

January 2024

## Revenues

1. Real Property Taxes – Total Real Property Taxes received from the beginning of the fiscal year until January 31, 2024 is \$25,351,765.03. This is an increase of 2.2% above last year's taxes received at this time. \$1,198,980.00 was collected in January.
2. Public Utility Personal Property Taxes – Total Public Utility Personal Property Taxes received from the beginning of the fiscal year until January 31, 2024 is \$2,090,332.14. These monies are distributed upon settlement from the County Auditor. This amount is listed in a separate line for State and five-year forecasting purposes. \$-0- had been transferred in January.
3. State Foundation – State Foundation monies received from the State of Ohio from the beginning of the fiscal year until January 31, 2024 total \$10,553,951.94. This is an increase of 4.1% above last year's foundation money received at this time. \$1,608,259.36 was collected in January.
4. Restricted Aid – Restricted Aid monies are for Career Tech funding and Economically Disadvantaged Students. We have added e-Rate funding as well because these funds are restrictive to technology. Monies received from the beginning of the fiscal year until January 31, 2024 total \$519,362.19. \$71,874.73 was collected in January.
5. Homestead and Rollback – Monies received from the State of Ohio from the beginning of the fiscal year until January 31, 2024 total \$2,704,249.11. Receipts are based upon the real property taxes collected and Homestead filings with the County Auditor.
6. Other – Other monies received from the beginning of the fiscal year until January 31, 2024 total \$1,822,788.51. This is an increase of 34.3% above last year at this time. (\$88,585.14) was collected in January as a result of a prior month correction.

## Forecast Fund Revenue



|                          | January-24          | January-23          | January-22          | January-21          | January-20          | Current Forecast    |
|--------------------------|---------------------|---------------------|---------------------|---------------------|---------------------|---------------------|
| Real Property            | \$25,351,765        | \$24,804,981        | \$24,955,909        | \$24,499,142        | \$23,531,209        | \$52,725,316        |
| Public Utility Personal  | \$2,090,332         | \$2,039,544         | \$1,931,103         | \$1,837,573         | \$1,474,378         | \$4,234,262         |
| State Foundation** #     | \$10,553,952        | \$10,141,302        | \$11,746,048        | \$10,386,388        | \$11,300,604        | \$17,426,501        |
| Restricted Aid #         | \$519,362           | \$531,795           | \$389,006           | \$48,334            | \$48,338            | \$862,903           |
| Property Tax Allocation* | \$2,704,249         | \$2,674,971         | \$2,704,436         | \$2,695,062         | \$2,680,748         | \$5,475,462         |
| Other                    | \$1,822,789         | \$1,357,593         | \$991,797           | \$1,113,316         | \$2,195,447         | \$4,292,461         |
| <b>Total</b>             | <b>\$43,042,449</b> | <b>\$41,550,186</b> | <b>\$42,718,300</b> | <b>\$40,579,816</b> | <b>\$41,230,724</b> | <b>\$85,016,905</b> |
| State %                  | 32.0%               | 32.1%               | 34.7%               | 32.4%               | 34.0%               |                     |

\* Includes Homestead/Rollback, Tangible Personal Property Tax Fixed Rate Loss Reimbursement and Electric Deregulation.

\*\* Includes Casino Revenue in State Foundation beginning January 2013 and Economic Disadvantaged Funding in November 2013.

# Encompasses the Fair School Funding Plan as of January 2022

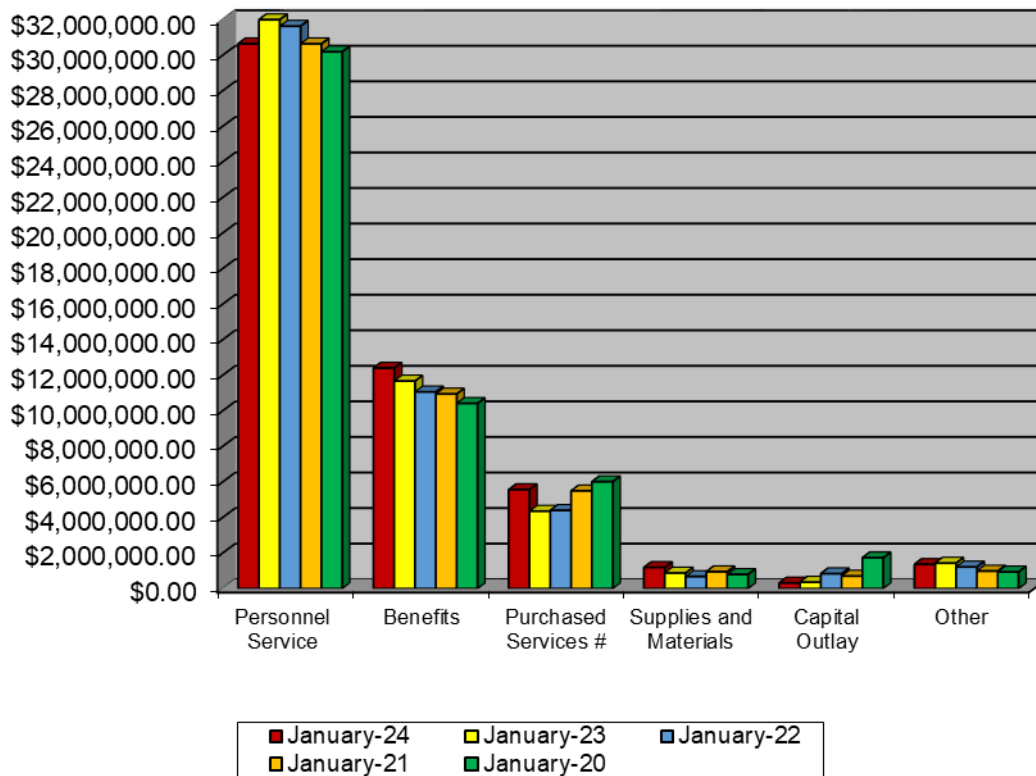
# Forecast Funds Summary

January 2024

## Expenditures

1. Personnel Services– The costs for personnel services for the School District from the beginning of the fiscal year until January 31, 2024 was \$30,648,342.19. This was a decrease of 5.1% below last year at this time. \$4,013,141.19 was spent in January.
2. Benefits – The cost for benefits for the School District from the beginning of the fiscal year until January 31, 2024 was \$12,402,700.51. This was an increase of 6.3% above last year at this time. \$1,704,100.09 was spent in January.
3. Purchased Services – The cost for purchased services for the district from the beginning of the fiscal year until January 31, 2024 total \$5,567,793.30. This was a 27.9% increase above last year at this time. \$543,076.29 was spent in January.
4. Supplies and Materials – The cost for supplies and materials for the district from the beginning of the fiscal year until January 31, 2024 total \$1,192,967.72. This was a 35.8% increase above last year at this time. \$198,801.57 was spent in January.
5. Capital Outlay – The cost for capital outlay for the district from the beginning of the fiscal year until January 31, 2024 total \$317,257.13. This was a 13.2% decrease below last year at this time. \$11,756.28 was spent in January.
6. Other – The cost of other expenditures excluding transfers for the district was \$1,366,140.42 for the fiscal year until January 31, 2024. This was a 4.8% decrease below last year at this time. \$82,850.21 spent in January.

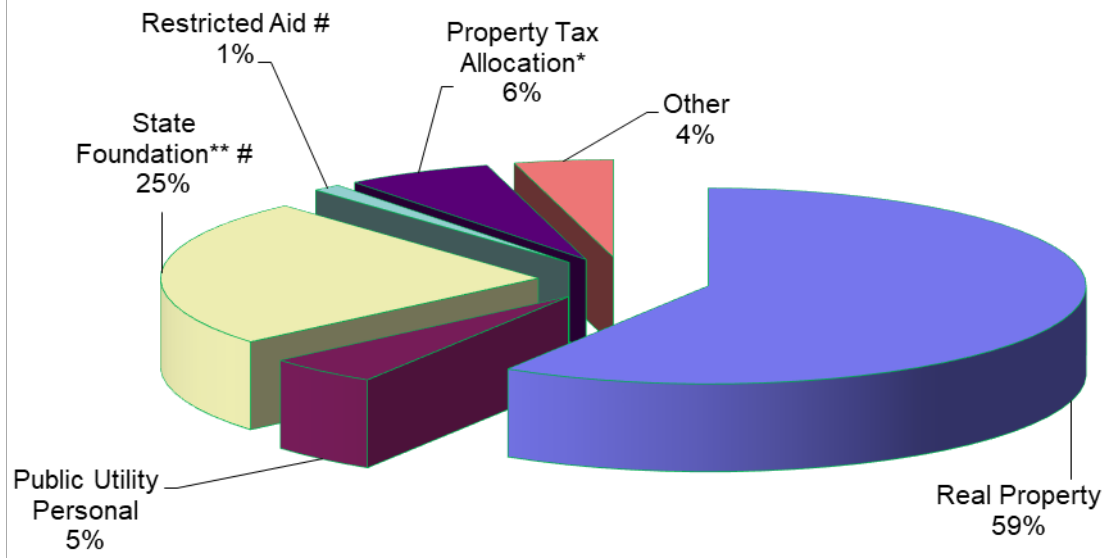
## Forecast Fund Expenditures



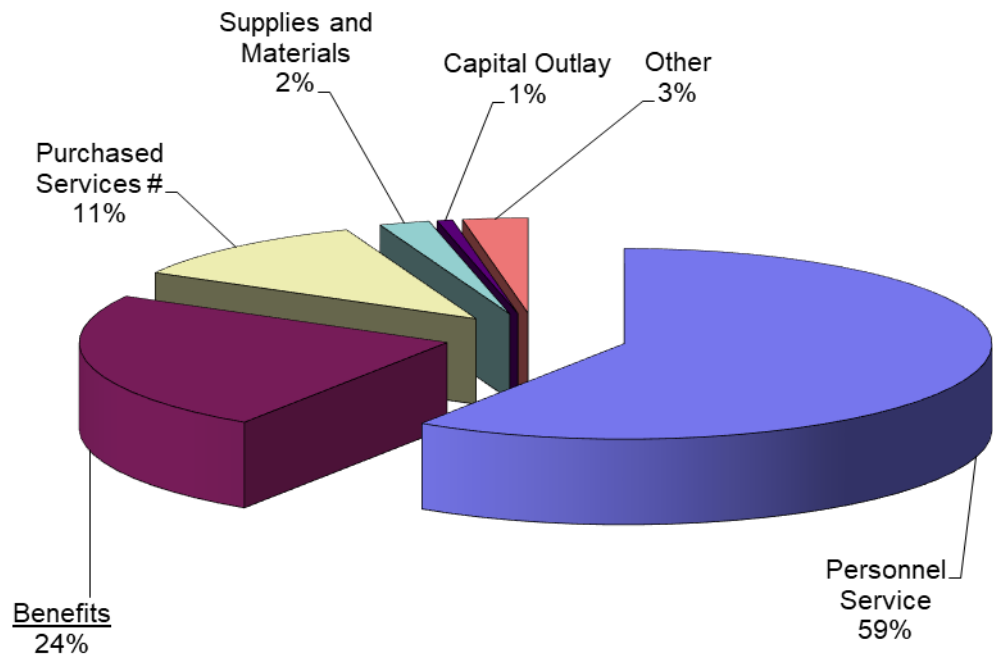
|                          | January-24          | January-23          | January-22          | January-21          | January-20          | Current Forecast    |
|--------------------------|---------------------|---------------------|---------------------|---------------------|---------------------|---------------------|
| Personnel Service        | \$30,648,342        | \$32,326,404        | \$31,632,691        | \$30,641,773        | \$30,191,041        | \$58,584,346        |
| Benefits                 | \$12,402,701        | \$11,676,135        | \$11,067,667        | \$10,946,138        | \$10,415,240        | \$21,520,557        |
| Purchased Services #     | \$5,567,793         | \$4,354,373         | \$4,402,140         | \$5,495,611         | \$6,016,832         | \$8,505,870         |
| Supplies and Materials   | \$1,192,968         | \$878,673           | \$681,493           | \$952,366           | \$798,519           | \$1,244,205         |
| Capital Outlay           | \$317,257           | \$365,238           | \$840,926           | \$706,244           | \$1,737,981         | \$1,207,052         |
| Other                    | \$1,366,140         | \$1,435,073         | \$1,220,708         | \$988,637           | \$939,214           | \$2,287,076         |
| Transfers and Adv., Etc. | \$150,350           | \$360,680           | \$339,213           | \$428,544           | \$427,757           | \$820,835           |
| Other than Debt          |                     |                     |                     |                     |                     |                     |
| <b>Total</b>             | <b>\$51,645,551</b> | <b>\$51,396,576</b> | <b>\$50,184,836</b> | <b>\$50,159,311</b> | <b>\$50,526,583</b> | <b>\$94,169,941</b> |

# Reduced with Fair School Funding Plan in January 2022

## Current Forecast Fund Revenue



## Current Forecast Fund Expenditures





Medina City Schools

JANUARY

**MONTH END BANK ACCOUNT BALANCES:**

|                                    |                  |
|------------------------------------|------------------|
| OPERATING ACCOUNT - HUNTINGTON     | \$ 1,415,189.32  |
| FLEX ACCOUNT - HUNTINGTON          | \$ 54,044.39     |
| WORKERS COMP (ZBA) - HUNTINGTON    | \$               |
| WESTFIELD BANK                     | \$ 861,459.88    |
| WESTFIELD BANK COMMERCIAL CHECKING | \$ 14,292.13     |
| STAR OHIO - GENERAL                | \$ 4,274,674.97  |
| JP Morgan / Metlife Claims         | \$ 7,662.95      |
| RED TREE INVESTMENTS - GENERAL     | \$ 20,492,661.03 |
| MULTISECURITIES FIXED              | \$ 12,714,000.00 |
| MULTISECURITIES CASH FUND DEPOSITS | \$ 16,482.16     |
| 5/3RD BANK                         | \$ 8,035,981.90  |
| T. ROWE PRICE Hoffman-Collins      | \$ 308,447.33    |
| DWS -Hoffman- Collins              | \$ 489,449.39    |
| DWS - Bushman                      | \$ 8,004.77      |
| Kanehl Stocks                      | \$ 3,437.61      |

**TOTAL BANK BALANCES \$ 48,695,787.83**

**PETTY CASH/CHANGE FUND:**

|                                     |             |
|-------------------------------------|-------------|
| PETTY CASH                          | \$ -        |
| <b>TOTAL PETTY CASH/CHANGE FUND</b> | <b>\$ -</b> |

**DEPOSITS IN TRANSIT:**

|                                  |                      |     |
|----------------------------------|----------------------|-----|
|                                  | \$ (1,123.85)        | MBS |
| <b>TOTAL DEPOSITS IN TRANSIT</b> | <b>\$ (1,123.85)</b> |     |

**OUTSTANDING CHECKS:**

|                                 |                     |
|---------------------------------|---------------------|
| OPERATING ACCOUNT - HUNTINGTON: |                     |
| CHECKS                          | (332,683.78)        |
| EFT-MEMO CKS                    |                     |
| Workers Comp Outstanding Checks | (2,485.29) SHEAKLEY |
| Flex Outstanding Checks         | (924.15)            |
| PAYROLL ACCOUNT - HUNTINGTON:   | -                   |
| CHECKS                          | (721.74) A10102     |
| EFTS                            |                     |

**TOTAL OUTSTANDING CHECKS \$ (336,814.96)**

**MISCELLANEOUS ADJUSTMENTS:**

|                        |         |               |
|------------------------|---------|---------------|
| QTRLY TAXES            | (95.78) | lakewood city |
| DO NOT RECEIPT         | 75.40   | RETURNED CHK  |
| PAYROLL PRIOR void     | 691.18  |               |
| ADJUSTMENTS IN TRANSIT | 782.90  |               |

**TOTAL LIABILITIES ADJUSTMENTS \$ 1,453.70**

**TOTAL BANK BALANCE \$ 48,359,302.72**

**PER FINSUM (eFP) \$ 48,359,302.72**

**Difference \$ -**

# Medina City School District

## Sales Tax Update

| Date         | Sales Tax Description                                 | Receipts       | Expenditures   | Balance        |
|--------------|---|----------------|----------------|----------------|
| July 1, 2023 | Beginning Balance (071) Sales Tax and (002-9012) Bond |                |                | \$3,479,546.49 |
| July         | Sales Tax Distribution                                | \$975,501.22   |                | \$4,455,047.71 |
|              | Summer Paving Project Consulting Services             |                | \$8,340.21     | \$4,446,707.50 |
|              | MHS Gym Scoreboards                                   |                | \$76,218.00    | \$4,370,489.50 |
|              | Summer Paving Project                                 |                | \$10,089.92    | \$4,360,399.58 |
|              | Roofing Project                                       |                | \$30,449.70    | \$4,329,949.88 |
|              | Asphalt Overlay and Removal                           |                | \$57,617.00    | \$4,272,332.88 |
|              | Compressor for Walk In Freezer Claggett               |                | \$3,865.00     | \$4,268,467.88 |
|              | Fleet Master Lease Agreement                          |                | \$7,496.46     | \$4,260,971.42 |
| August       | Summer Paving Project Consulting Services             |                | \$32,605.42    | \$4,228,366.00 |
|              | Roof Replacement Project Consulting Services          |                | \$9,830.14     | \$4,218,535.86 |
|              | Scoreboard Booster Payment                            |                | (\$30,487.20)  | \$4,249,023.06 |
|              | Pickleball Court Construction                         |                | \$104,754.00   | \$4,144,269.06 |
|              | Pickleball Court Construction - City Payment          |                | (\$25,872.50)  | \$4,170,141.56 |
|              | Pickleball Court Construction - City Payment          |                | (\$22,000.00)  | \$4,192,141.56 |
|              | District Paving 2023                                  |                | \$248,623.91   | \$3,943,517.65 |
|              | Roof Replacement Project                              |                | \$217,260.00   | \$3,726,257.65 |
|              | Roofing Project 2022                                  |                | \$89,719.79    | \$3,636,537.86 |
|              | Fleet Master Lease Agreement                          |                | \$7,471.46     | \$3,629,066.40 |
| September    | Summer Paving Project Consulting Services             |                | \$263.30       | \$3,628,803.10 |
|              | Digital Message Center Sign                           |                | \$4,210.75     | \$3,624,592.35 |
|              | Summer Paving Project                                 |                | \$15,000.00    | \$3,609,592.35 |
|              | Pickleball Court Construction                         |                | \$37,284.00    | \$3,572,308.35 |
|              | Pickleball Court Construction - City Payment          |                | (\$52,377.00)  | \$3,624,685.35 |
|              | Fleet Master Lease Agreement                          |                | \$7,351.97     | \$3,617,333.38 |
| October      | Sales Tax Distribution                                | \$1,129,124.90 |                | \$4,746,458.28 |
|              | MHS Scoreboards                                       |                | \$68,596.20    | \$4,677,862.08 |
|              | Pickleball Court Construction - City Payment          |                | (\$18,642.00)  | \$4,696,504.08 |
|              | Roof Replacement Project                              |                | \$166,071.03   | \$4,530,433.05 |
|              | Scoreboard Booster Payment                            |                | (\$27,231.47)  | \$4,557,664.52 |
| November     | COP's Principal and Interest                          |                | \$1,370,657.68 | \$3,187,006.84 |
|              | Masonry Repairs Blake                                 |                | \$8,760.00     | \$3,178,246.84 |
|              | District Paving 2023                                  |                | \$47,863.86    | \$3,130,382.98 |
| December     | Heritage Renovation Consulting                        |                | \$34,320.00    | \$3,096,062.98 |
|              | Fleet Master Lease Agreement                          |                | \$7,717.28     | \$3,088,345.70 |
| January 2024 | Sales Tax Distribution                                | \$1,101,247.74 |                | \$4,189,593.44 |
|              | Roof Replacement Project                              |                | \$67,659.11    | \$4,121,934.33 |
|              | Walk In Cooler/Freezer                                |                | \$64,250.00    | \$4,057,684.33 |
|              | Fleet Master Lease Agreement                          |                | \$7,714.35     | \$4,049,969.98 |
|              | Fiscal Year Totals                                    | \$3,205,873.86 | \$2,635,450.37 |                |

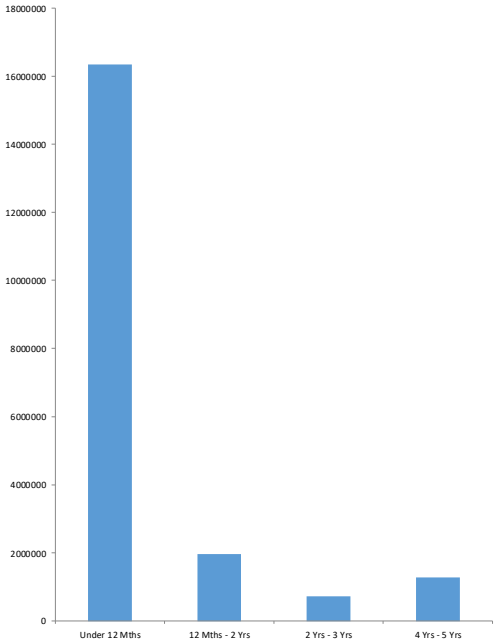
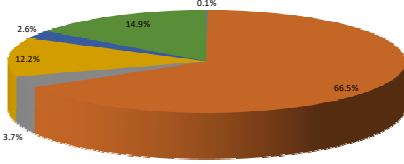


# Medina City School District

## Recreation Center

| Date  | Description  | District Revenue | District Expenses | City Reimbursements | Total Balance   |
|---|--|------------------|-------------------|---------------------|-----------------|
| July 1, 2022                                    | Beginning Balance (003-9001)                         |                  |                   |                     | \$ 243,131.08   |
| July  | Rec Center Expansion Project                         |                  | \$2,550.00        |                     | \$ 240,581.08   |
|   | Deposit in Error                                     |                  |                   | \$22,000.00         | \$ 262,581.08   |
|   | Natatorium Upgrade Project                           |                  | \$105,800.00      |                     | \$ 156,781.08   |
| August  | Rec Center Expansion Project                         |                  | \$2,550.00        |                     | \$ 154,231.08   |
|   | Consulting Services for Natatorium Upgrade Project   |                  | \$1,950.00        |                     | \$ 152,281.08   |
|   | Error Correction                                     |                  |                   | -\$22,000.00        | \$ 130,281.08   |
|   | Natatorium Upgrade Project                           |                  | \$282,049.00      |                     | \$ (151,767.92) |
| September                                       | Rec Center Expansion Project                         |                  | \$2,550.00        |                     | \$ (154,317.92) |
|   | Labor and Materials to Replair Severed Pipes in Pool |                  | \$6,122.00        |                     | \$ (160,439.92) |
| October   | Consulting Services for Natatorium Upgrade Project   |                  | \$1,050.00        |                     | \$ (161,489.92) |
|   | Rec Center Expansion Project                         |                  | \$2,550.00        |                     | \$ (164,039.92) |
|   | Labor and Materials to Replair Severed Pipes in Pool |                  |                   | \$3,061.00          | \$ (160,978.92) |
|   | Natatorium Upgrade Project                           |                  | \$184,287.00      |                     | \$ (345,265.92) |
| November  | Rec Center Expansion Project                         |                  | \$1,700.00        |                     | \$ (346,965.92) |
| December  | Rec Center Expansion Project                         |                  | \$1,700.00        |                     | \$ (348,665.92) |
|   | Consulting Services for Natatorium Upgrade Project   |                  | \$750.00          |                     | \$ (349,415.92) |
|   | New Batting Cage                                     |                  | \$1,800.00        |                     | \$ (351,215.92) |
|   | New Batting Cage                                     |                  |                   | \$900.00            | \$ (350,315.92) |
|   | Fire Alarm Service                                   |                  | \$3,030.10        |                     | \$ (353,346.02) |
|   | Natatorium Upgrade Project                           |                  | \$121,923.66      |                     | \$ (475,269.68) |
|   | Natatorium Repaint Targets & Color LED Lights        |                  | \$9,749.20        |                     | \$ (485,018.88) |
|   | Natatorium Deck Drain Replacement                    |                  | \$77,183.40       |                     | \$ (562,202.28) |
| January 2024                                    | Transfer from 001                                    | \$130,000.00     |                   |                     | \$ (432,202.28) |
|   | Natatorium Upgrade Project                           |                  |                   | \$23,000.00         | \$ (409,202.28) |
|   | Fire Alarm Service                                   |                  | \$347.06          |                     | \$ (409,549.34) |
|   | Fire Alarm Service                                   |                  |                   | \$3,030.10          | \$ (406,519.24) |
|   | Natatorium Upgrade Project                           |                  | \$119,341.34      |                     | \$ (525,860.58) |
| Total Revenues, Expenditures and Reimbursements |  | \$ 130,000.00    | \$ 928,982.76     | \$ 29,991.10        |                 |

**Monthly Investment Summary**  
**Medina City School District**  
**US Bank Custodian Acct Ending x70982**  
 January 31, 2024

| Monthly Cash Flow Activity  |               | Market Value Summary   |                      |                    |                          |                     |
|---|---------------|--|----------------------|--------------------|--------------------------|---------------------|
| <b>From 12-31-23 through 01-31-24</b>   |               |  |                      |                    |                          |                     |
| Beginning Book Value  | 20,481,740.69 |  |                      |                    |                          |                     |
| Contributions   | 0.00          |  |                      |                    |                          |                     |
| Withdrawals   | 0.00          |  |                      |                    |                          |                     |
| Realized Gains/Losses   | 0.00          |  |                      |                    |                          |                     |
| Gross Interest Earnings   | 10,920.34     |  |                      |                    |                          |                     |
| Ending Book Value   | 20,492,661.03 |  |                      |                    |                          |                     |
|   |               | <b>Security Type</b>   | <b>Market Value</b>  | <b>Pct. Assets</b> | <b>Avg Yield at Cost</b> | <b>Wght Avg Mat</b> |
|   |               | <b>Money Market Fund</b>   |                      |                    |                          |                     |
|   |               | MONEY MARKET FUND  | 20,341.20            | 0.1                | 5.21                     | 0.00                |
|   |               | <b>Fixed Income</b>  |                      |                    |                          |                     |
|   |               | MUNICIPAL BONDS  | 739,937.50           | 3.6                | 0.83                     | 1.46                |
|   |               | U.S. GOVERNMENT AGENCY NOTES   | 13,476,040.14        | 66.3               | 1.64                     | 1.07                |
|   |               | U.S. TREASURY BILLS  | 522,853.54           | 2.6                | 5.50                     | 0.08                |
|   |               | U.S. TREASURY NOTES  | 2,480,834.11         | 12.2               | 2.37                     | 0.20                |
|   |               | Accrued Interest   | 66,275.27            | 0.3                |                          |                     |
|   |               | <b>Commercial Paper</b>  |                      |                    |                          |                     |
|   |               | COMMERCIAL PAPER   | 3,026,146.67         | 14.9               | 5.86                     | 0.33                |
|   |               | <b>TOTAL PORTFOLIO</b>   | <b>20,332,428.43</b> | <b>100.0</b>       | <b>2.43</b>              | <b>0.84</b>         |
| Maturity Distribution   |               | Security Type Allocation   |                      |                    |                          |                     |
| <p align="center"><b>Distribution by Maturity</b></p>  |               |  |                      |                    |                          |                     |

**Disclosures:**

RedTree's internal accounting system is used as the source of the market value of this account. Although obtained from a source believed to be reliable, we cannot guarantee its accuracy. You should review all account statements provided by the custodian and compare with the statements provided by RedTree.

Questions? Call 888.596.2293 or email [info@redtreeinv.com](mailto:info@redtreeinv.com)

**Portfolio Holdings Report**  
**Medina City School District**  
**US Bank Custodian Acct Ending x70982**  
 January 31, 2024

| Quantity                            | Cusip            | Security Description                            | Moody's | S&P | Cost Basis    | Market Value  | Yield<br>at Cost | Wtd<br>Maturity | Purchase<br>Date |
|-------------------------------------|------------------|---|---------|-----|---------------|---------------|------------------|-----------------|------------------|
| <b>U.S. GOVERNMENT AGENCY NOTES</b> |                  |   |         |     |               |               |                  |                 |                  |
| 625,000                             | 3133EMRZ7        | Federal Farm Credit Bank<br>0.250% Due 02-26-24 | Aaa     | AA+ | 623,324.16    | 622,837.42    | 0.34             | 0.07            | 03-09-21         |
| 385,000                             | 3133EMRZ7        | Federal Farm Credit Bank<br>0.250% Due 02-26-24 | Aaa     | AA+ | 384,110.65    | 383,667.85    | 0.33             | 0.07            | 03-31-21         |
| 1,000,000                           | 3130ALSG0        | Federal Home Ln Bank<br>0.250% Due 03-08-24     | Aaa     | AA+ | 998,332.00    | 994,815.12    | 0.31             | 0.10            | 05-24-21         |
| 240,000                             | 3133EMTW2        | Federal Farm Credit Bank<br>0.300% Due 03-18-24 | Aaa     | AA+ | 239,805.60    | 238,470.76    | 0.33             | 0.13            | 04-27-21         |
| 1,200,000                           | 3133EMGF3        | Federal Farm Credit Bank<br>0.350% Due 05-16-24 | Aaa     | AA+ | 1,197,900.00  | 1,182,600.20  | 0.40             | 0.29            | 11-19-20         |
| 115,000                             | 3130ANMM9        | Federal Home Ln Bank<br>0.540% Due 08-26-24     | Aaa     | AA+ | 115,000.00    | 112,072.98    | 0.54             | 0.56            | 08-26-21         |
| 750,000                             | 3130ANX88        | Federal Home Ln Bank<br>0.500% Due 09-27-24     | Aaa     | AA+ | 749,775.00    | 728,371.30    | 0.51             | 0.64            | 09-27-21         |
| 1,500,000                           | 3130ALQV9        | Federal Home Ln Bank<br>0.570% Due 09-30-24     | Aaa     | AA+ | 1,500,000.00  | 1,457,150.20  | 0.57             | 0.65            | 03-30-21         |
| 500,000                             | 3130ALTH7        | Federal Home Ln Bank<br>0.510% Due 09-30-24     | Aaa     | AA+ | 500,000.00    | 485,701.57    | 0.51             | 0.65            | 03-30-21         |
| 415,000                             | 3130AKDS2        | Federal Home Ln Bank<br>0.390% Due 10-28-24     | Aaa     | AA+ | 415,402.55    | 401,211.70    | 0.36             | 0.73            | 02-19-21         |
| 1,000,000                           | 3135G06E8        | Federal Natl Mtg Assoc<br>0.420% Due 11-18-24   | Aaa     | AA+ | 998,250.00    | 965,104.35    | 0.46             | 0.78            | 11-18-20         |
| 1,065,000                           | 3133EPWP6        | Federal Farm Credit Bank<br>5.500% Due 11-25-24 | Aaa     | AA+ | 1,064,829.60  | 1,070,208.47  | 5.52             | 0.79            | 09-25-23         |
| 1,200,000                           | 3133EMER9        | Federal Farm Credit Bank<br>0.470% Due 01-27-25 | Aaa     | AA+ | 1,198,620.00  | 1,150,788.02  | 0.50             | 0.97            | 10-29-20         |
| 600,000                             | 3130AV7L0        | Federal Home Ln Bank<br>5.000% Due 02-28-25     | Aaa     | AA+ | 595,584.00    | 601,960.25    | 5.57             | 1.02            | 10-20-23         |
| 250,000                             | 3130AWLY4        | Federal Home Ln Bank<br>5.125% Due 06-13-25     | Aaa     | AA+ | 249,855.00    | 252,311.08    | 5.16             | 1.30            | 08-24-23         |
| 800,000                             | 3134GXDM3        | Federal Home Ln Mtg<br>0.620% Due 12-01-25      | Aaa     | AA+ | 799,400.00    | 744,966.95    | 0.64             | 1.79            | 12-02-20         |
| 380,000                             | 3134GXHD9        | Federal Home Ln Mtg<br>0.700% Due 12-23-25      | Aaa     | AA+ | 380,000.00    | 353,547.27    | 0.70             | 1.84            | 12-23-20         |
| 500,000                             | 3130AKZ25        | Federal Home Ln Bank<br>0.650% Due 02-26-26     | Aaa     | AA+ | 500,000.00    | 463,783.01    | 0.65             | 2.01            | 02-26-21         |
| 200,000                             | 3133EPWK7        | Federal Farm Credit Bank<br>4.500% Due 09-22-28 | Aaa     | AA+ | 198,250.20    | 205,348.31    | 4.70             | 4.11            | 09-29-23         |
| 300,000                             | 3134H1ES8        | Federal Home Ln Mtg<br>6.000% Due 09-27-28      | Aaa     | AA+ | 300,000.00    | 300,556.53    | 6.00             | 3.94            | 09-29-23         |
| 725,000                             | 3133EPZN8        | Federal Farm Credit Bank<br>5.000% Due 10-24-28 | Aaa     | AA+ | 724,463.50    | 760,566.77    | 5.02             | 4.15            | 10-24-23         |
|                                     | Accrued Interest |   |         |     |               | 56,639.72     |                  |                 |                  |
|                                     |                  |   |         |     | 13,732,902.26 | 13,532,679.87 | 1.64             | 1.07            |                  |
| <b>MUNICIPAL BONDS</b>              |                  |   |         |     |               |               |                  |                 |                  |
| 500,000                             | 677581JB7        | State of Ohio, OH REV<br>0.520% Due 12-15-24    | Aa2     | AA  | 500,000.00    | 480,995.00    | 0.52             | 0.85            | 06-08-21         |
| 250,000                             | 668180CW0        | Northwestern LSD, OH GO<br>5.820% Due 12-01-26  | Aa2     |     | 304,310.00    | 258,942.50    | 1.42             | 2.58            | 10-12-21         |
|                                     | Accrued Interest |   |         |     |               | 2,757.22      |                  |                 |                  |
|                                     |                  |   |         |     | 804,310.00    | 742,694.72    | 0.83             | 1.46            |                  |
| <b>U.S. TREASURY NOTES</b>          |                  |   |         |     |               |               |                  |                 |                  |
| 950,000                             | 91282CBR1        | US Treasury Note<br>0.250% Due 03-15-24         | Aaa     | AA+ | 948,033.21    | 944,363.40    | 0.33             | 0.12            | 08-09-21         |

**Disclosures:**

RedTree's internal accounting system is used as the source of the market value of this account. Although obtained from a source believed to be reliable, we cannot guarantee its accuracy. You should review all account statements provided by the custodian and compare with the statements provided by RedTree.

Questions? Call 888.596.2293 or email [info@redtreeinv.com](mailto:info@redtreeinv.com)

**Portfolio Holdings Report**  
**Medina City School District**  
**US Bank Custodian Acct Ending x70982**  
January 31, 2024

| Quantity                   | Cusip            | Security Description                              | Moody's | S&P  | Cost Basis    | Market Value  | Yield<br>at Cost | Wtd<br>Maturity | Purchase<br>Date |
|----------------------------|------------------|---|---------|------|---------------|---------------|------------------|-----------------|------------------|
| 550,000                    | 91282CBV2        | US Treasury Note<br>0.375% Due 04-15-24           | Aaa     | AA+  | 549,978.52    | 544,478.52    | 0.38             | 0.20            | 09-20-21         |
| 1,000,000                  | 912828WJ5        | US Treasury Note<br>2.500% Due 05-15-24           | Aaa     | AA+  | 975,546.88    | 991,992.19    | 5.39             | 0.28            | 06-30-23         |
|                            | Accrued Interest |   |         |      |               | 6,878.32      |                  |                 |                  |
|                            |                  |   |         |      | 2,473,558.61  | 2,487,712.43  | 2.37             | 0.20            |                  |
| <b>U.S. TREASURY BILLS</b> |                  |   |         |      |               |               |                  |                 |                  |
| 525,000                    | 912797GP6        | US Treasury Bill<br>0.000% Due 02-29-24           | P-1     | A-1+ | 510,800.21    | 522,853.54    | 5.50             | 0.08            | 08-31-23         |
| <b>COMMERCIAL PAPER</b>    |                  |   |         |      |               |               |                  |                 |                  |
| 380,000                    | 78009ACS1        | Royal Bank of Canada (RBC)<br>0.000% Due 03-26-24 | P-1     | A-1+ | 363,926.00    | 376,851.32    | 5.89             | 0.15            | 06-30-23         |
| 500,000                    | 46640PD18        | JP Morgan<br>0.000% Due 04-01-24                  | P-1     | A-1  | 479,000.00    | 495,327.00    | 5.85             | 0.17            | 07-06-23         |
| 250,000                    | 89233GDG8        | Toyota Motor Credit<br>0.000% Due 04-16-24        | P-1     | A-1+ | 239,563.19    | 247,176.00    | 5.90             | 0.21            | 07-25-23         |
| 250,000                    | 13608ADK9        | Canadian Imp Holdings<br>0.000% Due 04-19-24      | P-1     | A-1  | 239,425.00    | 247,077.75    | 5.89             | 0.22            | 07-24-23         |
| 250,000                    | 89233GEQ5        | Toyota Motor Credit<br>0.000% Due 05-24-24        | P-1     | A-1+ | 239,426.80    | 245,792.50    | 5.91             | 0.31            | 08-29-23         |
| 450,000                    | 89233GFE1        | Toyota Motor Credit<br>0.000% Due 06-14-24        | P-1     | A-1+ | 431,102.76    | 441,098.10    | 5.87             | 0.37            | 09-19-23         |
| 1,000,000                  | 63307LH87        | National Bank of Canada<br>0.000% Due 08-08-24    | P-1     | A-1  | 958,305.00    | 972,824.00    | 5.82             | 0.51            | 11-13-23         |
|                            |                  |   |         |      | 2,950,748.75  | 3,026,146.67  | 5.86             | 0.33            |                  |
| <b>MONEY MARKET FUND</b>   |                  |   |         |      |               |               |                  |                 |                  |
|                            | USBMMF           | First American Treasury<br>Obligations Fund       |         |      | 20,341.20     | 20,341.20     | 5.21             |                 |                  |
| <b>TOTAL PORTFOLIO</b>     |                  |   |         |      | 20,492,661.03 | 20,332,428.43 | 2.43             | 0.84            |                  |

**Disclosures:**

RedTree's internal accounting system is used as the source of the market value of this account. Although obtained from a source believed to be reliable, we cannot guarantee its accuracy. You should review all account statements provided by the custodian and compare with the statements provided by RedTree.

Questions? Call 888.596.2293 or email [info@redtreeinv.com](mailto:info@redtreeinv.com)

ENV# CEBPWJRCBBMGTRZ\_BBBBB  
FIFTH THIRD SECURITIES, INC.  
MD 1M0B2A  
5050 KINGSLEY DRIVE  
CINCINNATI, OH 45263



MEDINA CITY SCHOOLS  
DAVID CHAMBERS  
739 WEYMOUTH RD  
MEDINA OH 44256

STATEMENT FOR THE PERIOD JANUARY 1, 2024 TO JANUARY 31, 2024

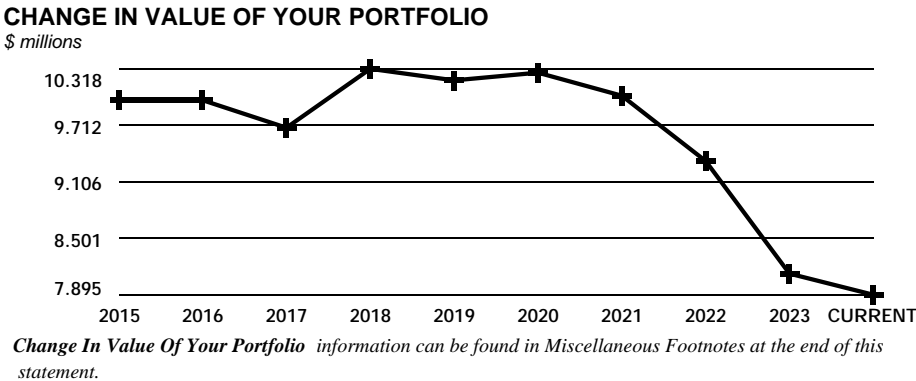
MEDINA CITY SCHOOLS - Corporation  
Account Number: [REDACTED]

|                                   |                |
|-----------------------------------|----------------|
| BEGINNING VALUE OF YOUR PORTFOLIO | \$8,125,004.49 |
| TOTAL VALUE OF YOUR PORTFOLIO     | \$7,895,405.85 |

For questions about your accounts:  
In-State: 614 744 5496  
National: 888 889 1025

By the courtesy of:  
Carter & Savage

FOR YOUR INFORMATION  
Fifth Third Securities, Inc. Investments offered through Fifth Third Securities, Inc., member  
FINRA/SIPC



Fifth Third Securities, Inc.

## Statement for the Period January 1, 2024 to January 31, 2024

MEDINA CITY SCHOOLS - Corporation  
Account Number: [REDACTED]



# Account Overview

| CHANGE IN ACCOUNT VALUE       | Current Period | Year-to-Date   |
|-------------------------------|----------------|----------------|
| BEGINNING VALUE               | \$8,125,004.49 | \$8,125,004.49 |
| Additions and Withdrawals     | (\$254,711.80) | (\$254,711.80) |
| Misc. & Corporate Actions     | \$0.00         | \$0.00         |
| Income                        | \$5,711.80     | \$5,711.80     |
| Taxes, Fees and Expenses      | \$0.00         | \$0.00         |
| Change in Value               | \$19,401.36    | \$19,401.36    |
| ENDING VALUE (AS OF 01/31/24) | \$7,895,405.85 | \$7,895,405.85 |

Refer to Miscellaneous Footnotes for more information on Change in Value.

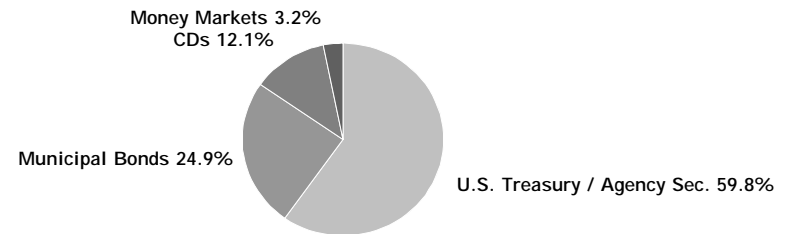
| INCOME            | Current Period | Year-to-Date |
|-------------------|----------------|--------------|
| TAXABLE           |                |              |
| Taxable Dividends | \$747.82       | \$747.82     |
| Taxable Interest  | \$4,963.98     | \$4,963.98   |
| TOTAL TAXABLE     | \$5,711.80     | \$5,711.80   |
| TOTAL INCOME      | \$5,711.80     | \$5,711.80   |

Taxable income is determined based on information available to NFS at the time the statement was prepared, and is subject to change. Final information on taxation of interest and dividends is available on Form 1099-Div, which is mailed in February of the subsequent year.

## MESSAGES AND ALERTS

Customers wishing to learn more about their investment professional can contact the FINRA BrokerCheck Hotline Number at 1-800-289-9999 or visit the FINRA Regulation website [www.finra.org](http://www.finra.org). Customers can also obtain an investor brochure that includes information describing the FINRA BrokerCheck program by contacting Brokerage Operations 1-888-889-1025.

## ACCOUNT ALLOCATION



|                             | Percent | Prior Period   | Current Period |
|-----------------------------|---------|----------------|----------------|
| Money Markets               | 3.2 %   | \$249,000.00   | \$249,000.00   |
| CDs                         | 12.1    | \$1,201,515.59 | \$955,337.95   |
| Municipal Bonds             | 24.9    | \$1,963,015.40 | \$1,969,880.40 |
| U.S. Treasury / Agency Sec. | 59.8    | \$4,711,473.50 | \$4,721,187.50 |
| TOTAL                       | 100.0 % | \$8,125,004.49 | \$7,895,405.85 |

*Account Allocation* shows the percentage that each asset class represents of your total account value. Account Allocation for equities, fixed income, and other categories may include mutual funds and may be net of short positions. NFS has made assumptions concerning how certain mutual funds are allocated. Closed-end mutual funds and Exchange Traded Products (ETPs) listed on an exchange may be included in the equity allocation. The chart may not reflect your actual portfolio allocation. Consult your broker/dealer prior to making investment decisions.

Statement for the Period January 1, 2024 to January 31, 2024

MEDINA CITY SCHOOLS - Corporation  
Account Number: [REDACTED]



# Account Overview *continued*

---

## MESSAGES AND ALERTS *continued*

Order Flow Practices- SEC Rule 607 Disclosure- FTS is a customer of NFS, where NFS provides certain securities clearance services. FTS receives remuneration for directing orders to a particular broker or dealer and routes orders to market centers, national securities exchanges, alternative trading systems, electronic communications networks, and broker-dealers that offer credits for certain types of orders, while assessing fees for other types of orders. Credits offered by a market center may exceed the charges assessed, such that a market center may make a payment to FTS in relation to the orders. Such remuneration, if any, is considered compensation to FTS.

Fifth Third Securities reminds you to please promptly report any inaccuracies or discrepancies in your account to Brokerage Operations by calling 1-888-889-1025. Please reconfirm any oral communications in writing to your investment professional to further protect your rights under the Securities Investor Protection Act SIPA.

Statement for the Period January 1, 2024 to January 31, 2024

MEDINA CITY SCHOOLS - Corporation  
Account Number: [REDACTED]



Holdings

NFS-provided cost basis, realized gain (loss) and holding period information may not reflect all adjustments necessary for tax purposes. Please refer to Footnotes and Cost Basis Information at the end of this statement for more information.

For additional information regarding your holdings, please refer to the footnotes at the end of the statement.

**Client Investment** - Reflects the amount from share purchases, transfers and conversions that have customer or third party provided cost basis. The amount does not reflect all account activity, including, but not limited to shares acquired via certain corporate actions, gifted/inherited, date of death step-up, or dividend reinvestments. The amount may fluctuate over time based on activity within the account due to buying, transferring or converting additional shares or selling all or part of a security. Transfers or conversions that do not have cost basis will not be reflected in the Client Investment amount. The reflected Client Investment amount does not represent your cost basis reported on IRS Form 1099-B, as it is a separate calculation.

CASH AND CASH EQUIVALENTS - 3.15% of Total Account Value

| Description   | Symbol/Cusip<br>Account Type | Quantity | Price on<br>01/31/24 | Current<br>Market Value | Estimated<br>Annual Income |
|---|------------------------------|----------|----------------------|-------------------------|----------------------------|
| <b>Money Markets</b>  |                              |          |                      |                         |                            |
| FEDERATED HERMES GOVT OBLIGATIONS IS<br>7 DAY YIELD 5.21%<br>Dividend Option Cash<br>Capital Gain Option Cash | GOIXX<br>CASH                | 249,000  | \$1.00               | \$249,000.00            |                            |
| <b>Total Cash and Cash Equivalents</b>  |                              |          |                      | <b>\$249,000.00</b>     |                            |



**Statement for the Period January 1, 2024 to January 31, 2024**MEDINA CITY SCHOOLS - Corporation  
Account Number: [REDACTED]**HOLDINGS > FIXED INCOME - 96.85% of Total Account Value****ALERT:** You have a fixed income position due to mature within the next 90 days.

For an explanation of fixed income pricing, please see the last page. Redemption schedule(s), bond rating(s), and other information are provided where available. If information does not appear regarding a particular investment, it is not available.

**Copyright 2022, S&P Global Market Intelligence.** Reproduction of any information, data or material, including ratings ("Content") in any form is prohibited except with the prior written permission of the relevant party. Such party, its affiliates and suppliers ("Content Providers") do not guarantee the accuracy, adequacy, completeness, timeliness or availability of any Content and are not responsible for any errors or omissions (negligent or otherwise), regardless of the cause, or for the results obtained from the use of such Content. In no event shall Content Providers be liable for any damages, costs, expenses, legal fees, or losses (including lost income or lost profit and opportunity costs) in connection with any use of the Content. A reference to a particular investment or security, a rating or any observation concerning an investment that is part of the Content is not a recommendation to buy, sell or hold such investment or security, does not address the suitability of an investment or security and should not be relied on as investment advice. Credit ratings are statements of opinions and are not statements of fact.

**Moody's® Copyright 2022, Moody's Investors Service, Inc.** ("Moody's"). Moody's ratings ("Ratings") are proprietary to Moody's or its affiliates and are protected by copyright and other intellectual property laws. Ratings are licensed to Licensee by Moody's. RATINGS MAY NOT BE COPIED OR OTHERWISE REPRODUCED, REPACKAGED, FURTHER TRANSMITTED, TRANSFERRED, DISSEMINATED, REDISTRIBUTED OR RESOLD, OR STORED FOR SUBSEQUENT USE FOR ANY SUCH PURPOSE, IN WHOLE OR IN PART, IN ANY FORM OR MANNER OR BY ANY MEANS WHATSOEVER, BY ANY PERSON WITHOUT MOODY'S PRIOR WRITTEN CONSENT. Moody's® is a registered trademark.

| Description | Symbol/Cusip<br>Account Type | Quantity | Estimated<br>Price on<br>01/31/24 | Estimated<br>Current<br>Market Value | Estimated<br>Annual Income | Original/Adjusted<br>Cost Basis | Unrealized<br>Gain (Loss) |
|-------------|------------------------------|----------|-----------------------------------|--------------------------------------|----------------------------|---------------------------------|---------------------------|
|-------------|------------------------------|----------|-----------------------------------|--------------------------------------|----------------------------|---------------------------------|---------------------------|

**CDs**

Certificates of Deposit (CDs), including Market Indexed CDs and Market Linked CDs (collectively, MCDs) are generally shown at estimated market prices based upon a matrix or model pricing method that may not represent the actual price if sold prior to maturity. However, CDs and MCDs may be shown at face value for up to seven calendar days from date of issue if estimated market prices have not been received from a third party pricing vendor. The actual value of CDs and MCDs may be different from their purchase price. CDs and MCDs are subject to interest rate risk. The estimated market price reflected for MCDs may not be based on the actual closing value of the linked market index on the final maturity date and the market value of MCDs may not correspond directly to increases or decreases in the underlying linked market index. You may sell CDs or MCDs in the secondary market subject to market conditions. The secondary market for CDs and MCDs is generally illiquid. If sold prior to maturity, the value of MCDs may be less than the purchase amount or face value. The sale or redemption of any fixed income security prior to maturity may result in a substantial gain or loss, and an early withdrawal penalty may apply. Certain MCDs may only be redeemed on pre-specified liquidation dates and may have call features that allow the issuer to call the MCD prior to maturity. Certain Step Rate CDs are also subject to reinvestment risk if call provisions are exercised by the issuer and if a CD with a comparable rate is not available.

See sales materials or contact your broker/dealer for additional information.

|   |                   |         |           |              |            |              |   |            |
|---|-------------------|---------|-----------|--------------|------------|--------------|---|------------|
| <b>CFBANK FAIRLAWN OH CD 2.80000%</b><br>03/15/2024 FDIC INSURED<br>CPN PMT MONTHLY<br>Next Interest Payable: 02/15/24<br>Estimated Yield 2.80%<br>Accrued Interest \$306.47<br>Average Unit Cost \$1.00<br>Client Investment \$235,000.00<br>Adjusted Cost Basis | 15721UCY3<br>CASH | 235,000 | \$0.99707 | \$234,311.45 | \$6,580.00 | \$235,000.00 |   |            |
| <b>FIRST ST BK BUXTON ND CD 2.40000%</b><br>05/30/2024 FDIC INSURED<br>CPN PMT MONTHLY<br>Next Interest Payable: 02/29/24   | 31860PAL2<br>CASH | 245,000 | \$0.99117 | \$242,836.65 | \$5,880.00 | \$245,000.00 | D | (\$688.55) |

**Fifth Third Securities, Inc.**Account carried with National Financial Services LLC, Member  
NYSE, SIPC

MN \_CEBPWJRCBBMGTRZ\_BBBBB 20240131

S

Statement for the Period January 1, 2024 to January 31, 2024

MEDINA CITY SCHOOLS - Corporation  
Account Number: [REDACTED]



**HOLDINGS > FIXED INCOME** *continued*

| Description                                     | Symbol/Cusip<br>Account Type | Quantity                | Estimated<br>Price on<br>01/31/24 | Estimated<br>Current<br>Market Value | Estimated<br>Annual Income | Original/Adjusted<br>Cost Basis | Unrealized<br>Gain (Loss) |
|---|------------------------------|-------------------------|-----------------------------------|--------------------------------------|----------------------------|---------------------------------|---------------------------|
| <b>FIRST ST BK BUXTON ND CD 2.40000%</b>        | 31860PAL2                    | <b><i>continued</i></b> |                                   |                                      |                            |                                 |                           |
| Estimated Yield 2.42%                           |                              |                         |                                   |                                      |                            |                                 |                           |
| Accrued Interest \$32.22                        |                              |                         |                                   |                                      |                            |                                 |                           |
| Average Unit Cost \$1.00                        |                              |                         |                                   |                                      |                            |                                 |                           |
| Client Investment \$245,000.00                  |                              |                         |                                   |                                      |                            |                                 |                           |
| Adjusted Cost Basis                             |                              |                         |                                   |                                      |                            | \$245,000.00 D                  | (\$2,163.35)              |
| <b>STATE BK REESEVILLE WIS CD 2.25000%</b>      | 856487AX1                    | 240,000                 | \$0.98856                         | \$237,254.40                         | \$5,400.00                 | \$240,000.00                    |                           |
| 06/28/2024 FDIC INSURED                         | CASH                         |                         |                                   |                                      |                            |                                 |                           |
| CPN PMT MONTHLY                                 |                              |                         |                                   |                                      |                            |                                 |                           |
| Next Interest Payable: 02/28/24                 |                              |                         |                                   |                                      |                            |                                 |                           |
| Estimated Yield 2.27%                           |                              |                         |                                   |                                      |                            |                                 |                           |
| Accrued Interest \$59.18                        |                              |                         |                                   |                                      |                            |                                 |                           |
| Average Unit Cost \$1.00                        |                              |                         |                                   |                                      |                            |                                 |                           |
| Client Investment \$240,000.00                  |                              |                         |                                   |                                      |                            |                                 |                           |
| Adjusted Cost Basis                             |                              |                         |                                   |                                      |                            | \$240,000.00 D                  | (\$2,745.60)              |
| <b>RAYMOND JAMES BK NATL ASSN CD 2.00000%</b>   | 75472RAE1                    | 245,000                 | \$0.98341                         | \$240,935.45                         | \$4,900.00                 | \$245,000.00                    |                           |
| 08/23/2024 FDIC INSURED                         | CASH                         |                         |                                   |                                      |                            |                                 |                           |
| CPN PMT SEMI-ANNUAL                             |                              |                         |                                   |                                      |                            |                                 |                           |
| ON FEB 23, AUG 23                               |                              |                         |                                   |                                      |                            |                                 |                           |
| Next Interest Payable: 02/23/24                 |                              |                         |                                   |                                      |                            |                                 |                           |
| Estimated Yield 2.03%                           |                              |                         |                                   |                                      |                            |                                 |                           |
| Accrued Interest \$2174.79                      |                              |                         |                                   |                                      |                            |                                 |                           |
| Average Unit Cost \$1.00                        |                              |                         |                                   |                                      |                            |                                 |                           |
| Client Investment \$245,000.00                  |                              |                         |                                   |                                      |                            |                                 |                           |
| Adjusted Cost Basis                             |                              |                         |                                   |                                      |                            | \$245,000.00 D                  | (\$4,064.55)              |
| <b>Total CDs</b>                                |                              | <b>965,000</b>          |                                   | <b>\$955,337.95</b>                  | <b>\$22,760.00</b>         | <b>\$965,000.00</b>             | <b>(\$9,662.05)</b>       |
| <b>Municipal Bonds</b>                          |                              |                         |                                   |                                      |                            |                                 |                           |
| <b>COLUMBUS OHIO ST CMNTY COLLEGE 00.56700%</b> | 19954VAJ6                    | 460,000                 | \$96.419                          | \$443,527.40                         | \$2,608.20                 | \$453,645.40                    |                           |
| 12/01/2024 TAXABLE FACS CONSTR IMPT GO          | CASH                         |                         |                                   |                                      |                            |                                 |                           |
| UNLTD TAX BDS SER. 2020 B                       |                              |                         |                                   |                                      |                            |                                 |                           |
| UNLIMITED GEN OBLIG                             |                              |                         |                                   |                                      |                            |                                 |                           |
| MOODY'S Aa1 /S&P AA                             |                              |                         |                                   |                                      |                            |                                 |                           |
| CPN PMT SEMI-ANNUAL                             |                              |                         |                                   |                                      |                            |                                 |                           |
| ON JUN 01, DEC 01                               |                              |                         |                                   |                                      |                            |                                 |                           |
| Next Interest Payable: 06/01/24                 |                              |                         |                                   |                                      |                            |                                 |                           |
| Accrued Interest \$434.70                       |                              |                         |                                   |                                      |                            |                                 |                           |

Statement for the Period January 1, 2024 to January 31, 2024

MEDINA CITY SCHOOLS - Corporation  
Account Number: [REDACTED]



**HOLDINGS > FIXED INCOME** *continued*

| Description   | Symbol/Cusip<br>Account Type | Quantity         | Estimated<br>Price on<br>01/31/24 | Estimated<br>Current<br>Market Value | Estimated<br>Annual Income | Original/Adjusted<br>Cost Basis | Unrealized<br>Gain (Loss) |
|---|------------------------------|------------------|-----------------------------------|--------------------------------------|----------------------------|---------------------------------|---------------------------|
| <b>COLUMBUS OHIO ST CMNTY COLLEGE 00.56700%</b> 19954VAJ6 <i>continued</i>  |                              |                  |                                   |                                      |                            |                                 |                           |
| Average Unit Cost   |                              |                  |                                   |                                      |                            |                                 |                           |
| Client Investment   |                              |                  |                                   |                                      |                            |                                 |                           |
| Adjusted Cost Basis   |                              |                  |                                   |                                      |                            | \$453,645.40 D                  | (\$10,118.00)             |
| Unrealized Market Discount Income   | \$194.94 Q                   |                  |                                   |                                      |                            |                                 |                           |
| <b>CENTERVILLE OHIO CITY SCH DIST 00.81900%</b> 152239JX8 250,000 \$93.538 \$233,845.00 \$2,047.50 \$250,772.50     |                              |                  |                                   |                                      |                            |                                 |                           |
| 12/01/2025 TAXABLE UNLTD TAX GO IMPT REF  | CASH                         |                  |                                   |                                      |                            |                                 |                           |
| BDS SER. 2020   |                              |                  |                                   |                                      |                            |                                 |                           |
| UNLIMITED GEN OBLIG   |                              |                  |                                   |                                      |                            |                                 |                           |
| MOODY'S Aa1   |                              |                  |                                   |                                      |                            |                                 |                           |
| CPN PMT SEMI-ANNUAL   |                              |                  |                                   |                                      |                            |                                 |                           |
| ON DEC 01, JUN 01   |                              |                  |                                   |                                      |                            |                                 |                           |
| Next Interest Payable: 06/01/24   |                              |                  |                                   |                                      |                            |                                 |                           |
| Accrued Interest  | \$341.25                     |                  |                                   |                                      |                            |                                 |                           |
| Average Unit Cost   | \$100.13                     |                  |                                   |                                      |                            |                                 |                           |
| Client Investment   | \$250,772.50                 |                  |                                   |                                      |                            |                                 |                           |
| Adjusted Cost Basis   |                              |                  |                                   |                                      |                            | \$250,313.26 D                  | (\$16,468.26)             |
| <b>FRANKLIN CNTY OHIO TAXABLE GO LTD TAX</b> 3531727W3 1,400,000 \$92.322 \$1,292,508.00 \$11,900.00 \$1,400,000.00 |                              |                  |                                   |                                      |                            |                                 |                           |
| 00.85000% 06/01/2026 VAR PURP REF BDS   | CASH                         |                  |                                   |                                      |                            |                                 |                           |
| SER. 2021 B   |                              |                  |                                   |                                      |                            |                                 |                           |
| LIMITED GEN OBLIG   |                              |                  |                                   |                                      |                            |                                 |                           |
| MOODY'S Aaa /S&P AAA  |                              |                  |                                   |                                      |                            |                                 |                           |
| CPN PMT SEMI-ANNUAL   |                              |                  |                                   |                                      |                            |                                 |                           |
| ON DEC 01, JUN 01   |                              |                  |                                   |                                      |                            |                                 |                           |
| Next Interest Payable: 06/01/24   |                              |                  |                                   |                                      |                            |                                 |                           |
| Accrued Interest  | \$1983.33                    |                  |                                   |                                      |                            |                                 |                           |
| Average Unit Cost   | \$100.00                     |                  |                                   |                                      |                            |                                 |                           |
| Client Investment   | \$1,400,000.00               |                  |                                   |                                      |                            |                                 |                           |
| Adjusted Cost Basis   |                              |                  |                                   |                                      |                            | \$1,400,000.00 D                | (\$107,492.00)            |
| <b>Total Municipal Bonds</b>  |                              | <b>2,110,000</b> |                                   | <b>\$1,969,880.40</b>                | <b>\$16,555.70</b>         | <b>\$2,103,958.66</b>           | <b>(\$134,078.26)</b>     |
| <b>U.S. Treasury / Agency Securities</b>  |                              |                  |                                   |                                      |                            |                                 |                           |
| <b>FEDERAL NATL MTG ASSN NOTE 0.42000%</b> 3135G06E8 275,000 \$96.502 \$265,380.50 \$1,155.00 \$274,835.00          |                              |                  |                                   |                                      |                            |                                 |                           |
| 11/18/2024  | CASH                         |                  |                                   |                                      |                            |                                 |                           |
| MOODY'S Aaa /S&P AA+  |                              |                  |                                   |                                      |                            |                                 |                           |
| CPN PMT SEMI-ANNUAL   |                              |                  |                                   |                                      |                            |                                 |                           |
| ON MAY 18, NOV 18   |                              |                  |                                   |                                      |                            |                                 |                           |

Fifth Third Securities, Inc.

Account carried with National Financial Services LLC, Member  
NYSE, SIPC

MN \_CEBPWJRCBBMGTRZ\_BBBBB 20240131

S

**Statement for the Period January 1, 2024 to January 31, 2024**

MEDINA CITY SCHOOLS - Corporation  
Account Number: [REDACTED]



**HOLDINGS > FIXED INCOME** *continued*

| Description                                | Symbol/Cusip<br>Account Type | Quantity         | Estimated<br>Price on<br>01/31/24 | Estimated<br>Current<br>Market Value | Estimated<br>Annual Income | Original/Adjusted<br>Cost Basis | Unrealized<br>Gain (Loss) |
|--|------------------------------|------------------|-----------------------------------|--------------------------------------|----------------------------|---------------------------------|---------------------------|
| <b>FEDERAL NATL MTG ASSN NOTE 0.42000%</b> | 3135G06E8                    | <i>continued</i> |                                   |                                      |                            |                                 |                           |
| Next Interest Payable: 05/18/24            |                              |                  |                                   |                                      |                            |                                 |                           |
| CALLABLE ON 02/18/2024 @ 100.0000          |                              |                  |                                   |                                      |                            |                                 |                           |
| Accrued Interest \$234.21                  |                              |                  |                                   |                                      |                            |                                 |                           |
| Average Unit Cost \$99.94                  |                              |                  |                                   |                                      |                            |                                 |                           |
| Client Investment \$274,835.00             |                              |                  |                                   |                                      |                            |                                 |                           |
| Adjusted Cost Basis                        |                              |                  |                                   |                                      |                            | \$274,835.00 D                  | (\$9,454.50)              |
| <b>FEDERAL HOME LOAN BA SER HR-9025</b>    | 3130AQRN5                    | 1,000,000        | \$97.791                          | \$977,910.00                         | \$21,500.00                | \$994,230.00                    |                           |
| 2.15000% 02/18/2025                        | CASH                         |                  |                                   |                                      |                            |                                 |                           |
| MOODY'S Aaa /S&P AA+                       |                              |                  |                                   |                                      |                            |                                 |                           |
| CPN PMT SEMI-ANNUAL                        |                              |                  |                                   |                                      |                            |                                 |                           |
| ON AUG 18, FEB 18                          |                              |                  |                                   |                                      |                            |                                 |                           |
| Next Interest Payable: 02/18/24            |                              |                  |                                   |                                      |                            |                                 |                           |
| CALLABLE ON 02/18/2024 @ 100.0000          |                              |                  |                                   |                                      |                            |                                 |                           |
| STEP COUPON                                |                              |                  |                                   |                                      |                            |                                 |                           |
| RESET FREQUENCY TERM MODE                  |                              |                  |                                   |                                      |                            |                                 |                           |
| Accrued Interest \$9734.72                 |                              |                  |                                   |                                      |                            |                                 |                           |
| Average Unit Cost \$99.42                  |                              |                  |                                   |                                      |                            |                                 |                           |
| Client Investment \$994,230.00             |                              |                  |                                   |                                      |                            |                                 |                           |
| Adjusted Cost Basis                        |                              |                  |                                   |                                      |                            | \$994,230.00 D                  | (\$16,320.00)             |
| <b>FEDERAL FARM CR BKS BOND 0.53000%</b>   | 3133EMFC1                    | 1,000,000        | \$94.44                           | \$944,400.00                         | \$5,300.00                 | \$998,500.00                    |                           |
| 07/29/2025                                 | CASH                         |                  |                                   |                                      |                            |                                 |                           |
| MOODY'S Aaa /S&P AA+                       |                              |                  |                                   |                                      |                            |                                 |                           |
| CPN PMT SEMI-ANNUAL                        |                              |                  |                                   |                                      |                            |                                 |                           |
| ON JAN 29, JUL 29                          |                              |                  |                                   |                                      |                            |                                 |                           |
| Next Interest Payable: 07/29/24            |                              |                  |                                   |                                      |                            |                                 |                           |
| CONTINUOUSLY CALLABLE FROM 10/29/2021      |                              |                  |                                   |                                      |                            |                                 |                           |
| CALLABLE ON 02/06/2024 @ 100.0000          |                              |                  |                                   |                                      |                            |                                 |                           |
| Accrued Interest \$29.44                   |                              |                  |                                   |                                      |                            |                                 |                           |
| Average Unit Cost \$99.85                  |                              |                  |                                   |                                      |                            |                                 |                           |
| Client Investment \$998,500.00             |                              |                  |                                   |                                      |                            |                                 |                           |
| Adjusted Cost Basis                        |                              |                  |                                   |                                      |                            | \$998,500.00 D                  | (\$54,100.00)             |
| <b>FEDERAL FARM CR BKS BOND 0.61000%</b>   | 3133EL4W1                    | 1,000,000        | \$93.934                          | \$939,340.00                         | \$6,100.00                 | \$1,000,000.00                  |                           |
| 08/25/2025                                 | CASH                         |                  |                                   |                                      |                            |                                 |                           |
| MOODY'S Aaa /S&P AA+                       |                              |                  |                                   |                                      |                            |                                 |                           |
| CPN PMT SEMI-ANNUAL                        |                              |                  |                                   |                                      |                            |                                 |                           |
| ON FEB 25, AUG 25                          |                              |                  |                                   |                                      |                            |                                 |                           |

Statement for the Period January 1, 2024 to January 31, 2024

MEDINA CITY SCHOOLS - Corporation  
Account Number: [REDACTED]



**HOLDINGS > FIXED INCOME** *continued*

| Description                              | Symbol/Cusip<br>Account Type | Quantity         | Estimated<br>Price on<br>01/31/24 | Estimated<br>Current<br>Market Value | Estimated<br>Annual Income | Original/Adjusted<br>Cost Basis | Unrealized<br>Gain (Loss) |
|--|------------------------------|------------------|-----------------------------------|--------------------------------------|----------------------------|---------------------------------|---------------------------|
| <b>FEDERAL FARM CR BKS BOND 0.61000%</b> | 3133EL4W1                    | <i>continued</i> |                                   |                                      |                            |                                 |                           |
| Next Interest Payable: 02/25/24          |                              |                  |                                   |                                      |                            |                                 |                           |
| CONTINUOUSLY CALLABLE FROM 02/25/2021    |                              |                  |                                   |                                      |                            |                                 |                           |
| CALLABLE ON 02/06/2024 @ 100.0000        |                              |                  |                                   |                                      |                            |                                 |                           |
| Accrued Interest \$2643.33               |                              |                  |                                   |                                      |                            |                                 |                           |
| Average Unit Cost \$100.00               |                              |                  |                                   |                                      |                            |                                 |                           |
| Client Investment \$1,000,000.00         |                              |                  |                                   |                                      |                            |                                 |                           |
| Adjusted Cost Basis                      |                              |                  |                                   |                                      |                            | \$1,000,000.00 D                | (\$60,660.00)             |
| <b>FEDERAL HOME LOAN BA SER L7-2026</b>  | 3130ALVT8                    | 1,000,000        | \$94.434                          | \$944,340.00                         | \$15,000.00                | \$1,000,000.00                  |                           |
| 1.50000% 04/14/2026                      | CASH                         |                  |                                   |                                      |                            |                                 |                           |
| MOODY'S Aaa /S&P AA+                     |                              |                  |                                   |                                      |                            |                                 |                           |
| CPN PMT SEMI-ANNUAL                      |                              |                  |                                   |                                      |                            |                                 |                           |
| ON OCT 14, APR 14                        |                              |                  |                                   |                                      |                            |                                 |                           |
| Next Interest Payable: 04/14/24          |                              |                  |                                   |                                      |                            |                                 |                           |
| STEP COUPON                              |                              |                  |                                   |                                      |                            |                                 |                           |
| RESET FREQUENCY TERM MODE                |                              |                  |                                   |                                      |                            |                                 |                           |
| Accrued Interest \$4458.33               |                              |                  |                                   |                                      |                            |                                 |                           |
| Average Unit Cost \$100.00               |                              |                  |                                   |                                      |                            |                                 |                           |
| Client Investment \$1,000,000.00         |                              |                  |                                   |                                      |                            |                                 |                           |
| Adjusted Cost Basis                      |                              |                  |                                   |                                      |                            | \$1,000,000.00 D                | (\$55,660.00)             |
| <b>FEDERAL HOME LOAN BA SER TX-9026</b>  | 3130ANZM5                    | 700,000          | \$92.831                          | \$649,817.00                         | \$5,950.00                 | \$698,999.00                    |                           |
| 0.85000% 09/30/2026                      | CASH                         |                  |                                   |                                      |                            |                                 |                           |
| MOODY'S Aaa /S&P AA+                     |                              |                  |                                   |                                      |                            |                                 |                           |
| CPN PMT SEMI-ANNUAL                      |                              |                  |                                   |                                      |                            |                                 |                           |
| ON MAR 30, SEP 30                        |                              |                  |                                   |                                      |                            |                                 |                           |
| Next Interest Payable: 03/30/24          |                              |                  |                                   |                                      |                            |                                 |                           |
| CALLABLE ON 03/30/2024 @ 100.0000        |                              |                  |                                   |                                      |                            |                                 |                           |
| STEP COUPON                              |                              |                  |                                   |                                      |                            |                                 |                           |
| RESET FREQUENCY TERM MODE                |                              |                  |                                   |                                      |                            |                                 |                           |
| NEXT RESET 03/30/2024 @ 1.00000          |                              |                  |                                   |                                      |                            |                                 |                           |
| Accrued Interest \$1983.33               |                              |                  |                                   |                                      |                            |                                 |                           |
| Average Unit Cost \$99.86                |                              |                  |                                   |                                      |                            |                                 |                           |
| Client Investment \$698,999.00           |                              |                  |                                   |                                      |                            |                                 |                           |

Statement for the Period January 1, 2024 to January 31, 2024

MEDINA CITY SCHOOLS - Corporation  
Account Number: [REDACTED]



**HOLDINGS > FIXED INCOME** *continued*

| Description                                    | Symbol/Cusip<br>Account Type | Quantity         | Estimated<br>Price on<br>01/31/24 | Estimated<br>Current<br>Market Value | Estimated<br>Annual Income | Original/Adjusted<br>Cost Basis | Unrealized<br>Gain (Loss) |
|--|------------------------------|------------------|-----------------------------------|--------------------------------------|----------------------------|---------------------------------|---------------------------|
| FEDERAL HOME LOAN BA SER TX-9026               | 3130ANZM5                    | <i>continued</i> |                                   |                                      |                            |                                 |                           |
| Adjusted Cost Basis                            |                              |                  |                                   |                                      |                            | \$698,999.00 D                  | (\$49,182.00)             |
| <b>Total U.S. Treasury / Agency Securities</b> |                              | 4,975,000        |                                   | \$4,721,187.50                       | \$55,005.00                | \$4,966,564.00                  | (\$245,376.50)            |
| <b>Total Fixed Income</b>                      |                              | 8,050,000        |                                   | \$7,646,405.85                       | \$94,320.70                | \$8,035,522.66                  | (\$389,116.81)            |
| <b>Total Fixed Income Client Investment</b>    | <b>\$8,035,981.90</b>        |                  |                                   |                                      |                            |                                 |                           |
| <b>Total Securities</b>                        |                              |                  |                                   | \$7,646,405.85                       | \$94,320.70                | \$8,035,522.66                  | (\$389,116.81)            |
| <b>TOTAL PORTFOLIO VALUE</b>                   |                              |                  |                                   | \$7,895,405.85                       | \$94,320.70                | \$8,035,522.66                  | (\$389,116.81)            |

**TOTAL CLIENT INVESTMENT**      **\$8,035,981.90**

## Activity

NFS-provided cost basis, realized gain (loss) and holding period information may not reflect all adjustments necessary for tax purposes. Please refer to Footnotes and Cost Basis Information at the end of this statement for more information.

**PURCHASES, SALES, AND REDEMPTIONS**

| Settlement<br>Date       | Account<br>Type | Transaction | Description  | Quantity  | Amount              | Total<br>Cost Basis | Realized<br>Gain (Loss) |
|--------------------------|-----------------|-------------|--|-----------|---------------------|---------------------|-------------------------|
| <b>Redemptions</b>       |                 |             |  |           |                     |                     |                         |
| 01/11/24                 | CASH            | REDEEMED    | MORGAN STANLEY BK N A CD<br>0.50000% 07/08/2024 REDEMPTION<br>PAYOUT #REOR R6002287480000<br>Adjusted Cost Basis | (249,000) | \$249,000.00        | \$249,000.00        |                         |
|                          |                 |             |  |           |                     | \$249,000.00 D      |                         |
| <b>Total Redemptions</b> |                 |             |  |           | <b>\$249,000.00</b> |                     |                         |

**Statement for the Period January 1, 2024 to January 31, 2024**

MEDINA CITY SCHOOLS - Corporation  
Account Number: [REDACTED]

**ACTIVITY > CORE FUND ACTIVITY**

For more information about the operation of your core account, please refer to your Customer Agreement.

| Settlement Date                 | Account Type | Transaction | Description                              | Quantity     | Amount         |
|---------------------------------|--------------|-------------|--|--------------|----------------|
| 01/02/24                        | CASH         | YOU BOUGHT  | FEDERATED HERMES GOVT OBLIGATIONS IS @ 1 | 1,231.11     | (\$1,231.11)   |
| 01/08/24                        | CASH         | YOU BOUGHT  | FEDERATED HERMES GOVT OBLIGATIONS IS @ 1 | 313.81       | (\$313.81)     |
| 01/09/24                        | CASH         | YOU SOLD    | FEDERATED HERMES GOVT OBLIGATIONS IS @ 1 | (250,544.92) | \$250,544.92   |
| 01/11/24                        | CASH         | YOU BOUGHT  | FEDERATED HERMES GOVT OBLIGATIONS IS @ 1 | 249,000      | (\$249,000.00) |
| 01/16/24                        | CASH         | YOU BOUGHT  | FEDERATED HERMES GOVT OBLIGATIONS IS @ 1 | 558.85       | (\$558.85)     |
| 01/29/24                        | CASH         | YOU BOUGHT  | FEDERATED HERMES GOVT OBLIGATIONS IS @ 1 | 3,108.63     | (\$3,108.63)   |
| 01/30/24                        | CASH         | YOU BOUGHT  | FEDERATED HERMES GOVT OBLIGATIONS IS @ 1 | 499.4        | (\$499.40)     |
| 01/31/24                        | CASH         | YOU SOLD    | FEDERATED HERMES GOVT OBLIGATIONS IS @ 1 | (4,166.88)   | \$4,166.88     |
| <b>TOTAL CORE FUND ACTIVITY</b> |              |             |  |              | <b>\$0.00</b>  |

**ACTIVITY > ADDITIONS AND WITHDRAWALS > OTHER ADDITIONS AND WITHDRAWALS**

| Date                                   | Account Type | Transaction        | Description   | Quantity | Amount         |
|--|--------------|--------------------|---|----------|----------------|
| <b>Other Additions and Withdrawals</b> |              |                    |   |          |                |
| 01/09/24                               | CASH         | WIRE TRANS TO BANK | WD72176079<br>THE HUNTINGTON NATIONAL BANK [REDACTED] |          | (\$250,544.92) |

**Statement for the Period January 1, 2024 to January 31, 2024**

MEDINA CITY SCHOOLS - Corporation  
Account Number: [REDACTED]

**ACTIVITY > ADDITIONS AND WITHDRAWALS > OTHER ADDITIONS AND WITHDRAWALS** *continued*

| Date   | Account Type | Transaction        | Description   | Quantity | Amount         |
|--|--------------|--------------------|---|----------|----------------|
| 01/31/24                                     | CASH         | WIRE TRANS TO BANK | WD72465949<br>THE HUNTINGTON NATIONAL BANK [REDACTED] |          | (\$4,166.88)   |
| <b>Total Other Additions and Withdrawals</b> |              |                    |   |          | (\$254,711.80) |
| <b>TOTAL ADDITIONS AND WITHDRAWALS</b>       |              |                    |   |          | (\$254,711.80) |

**ACTIVITY > INCOME > TAXABLE INCOME**

| Settlement Date                | Account Type | Transaction       | Description   | Quantity | Amount     |
|--------------------------------|--------------|-------------------|---|----------|------------|
| <b>Taxable Dividends</b>       |              |                   |   |          |            |
| 12/29/23                       | CASH         | DIVIDEND RECEIVED | FEDERATED HERMES GOVT<br>OBLIGATIONS IS DIVIDEND RECEIVED |          | \$747.82   |
| <b>Total Taxable Dividends</b> |              |                   |   |          | \$747.82   |
| <b>Taxable Interest</b>        |              |                   |   |          |            |
| 12/30/23                       | CASH         | INTEREST          | FIRST ST BK BUXTON ND CD<br>2.40000% 05/30/2024           |          | \$483.29   |
| 01/08/24                       | CASH         | INTEREST          | MORGAN STANLEY BK N A CD<br>0.50000% 01/08/2024           |          | \$313.81   |
| 01/15/24                       | CASH         | INTEREST          | CFBANK FAIRLAWN OH CD 2.80000%<br>03/15/2024              |          | \$558.85   |
| 01/28/24                       | CASH         | INTEREST          | STATE BK REESEVILLE WIS CD<br>2.25000% 06/28/2024         |          | \$458.63   |
| 01/29/24                       | CASH         | INTEREST          | FEDERAL FARM CR BKS BOND<br>0.53000% 07/29/2025           |          | \$2,650.00 |
| 01/30/24                       | CASH         | INTEREST          | FIRST ST BK BUXTON ND CD<br>2.40000% 05/30/2024           |          | \$499.40   |
| <b>Total Taxable Interest</b>  |              |                   |   |          | \$4,963.98 |
| <b>Total Taxable Income</b>    |              |                   |   |          | \$5,711.80 |



Statement for the Period January 1, 2024 to January 31, 2024

MEDINA CITY SCHOOLS - Corporation  
Account Number: [REDACTED]



ACTIVITY *continued*

|                     | Amount            |
|---------------------|-------------------|
| <b>TOTAL INCOME</b> | <b>\$5,711.80</b> |

## Footnotes and Cost Basis Information

Amortization, accretion and similar adjustments to cost basis have been provided for many fixed income securities (and some bond-like equities), however, they are not provided for certain types, such as short-term instruments, Unit Investment Trusts, foreign fixed income securities, or those that are subject to early prepayment of principal (pay downs). Where current year premium or acquisition premium amortization is provided, the prior years' cumulative amortization is reflected in the adjusted cost basis, but we cannot provide a breakdown or the total of such prior amortization amounts.

NFS is required to report certain cost basis and related information to the IRS on the Form 1099-B. Your official 1099-B forms for certain transactions will reflect which lots have been sold for tax purposes. To apply a specific identification cost basis method to 1099-B reporting, appropriate instructions must be on file with NFS or be received by NFS before the trade has settled. Absent such instructions, NFS determines cost basis at the time of sale based on its default methods of average cost for open-end mutual funds and first-in, first-out (FIFO) for all other (including ETFs) unless your broker dealer has elected to use another default method. NFS applies FIFO (or other disposal method, if applicable) based on its records, which may be different from yours. For transactions that are not subject to 1099-B cost basis reporting, you should refer to your trade confirmations and other applicable records to determine which lots were considered sold for tax purposes.

While NFS must meet IRS requirements with respect to certain information required to be reported to the IRS, NFS-provided cost basis, realized gain and loss, and holding period information may not reflect all adjustments necessary for your tax reporting purposes. NFS makes no warranties with respect to and specifically disclaims any liability arising out of a customer's use of, or any tax position taken in reliance upon, such information.

For investments in partnerships, NFS does not make any adjustments to cost basis information as the calculation of basis in such investments requires supplemental information from the partnership on its income and distributions during the period you held your investment. Partnerships usually provide this additional information on a Form K-1 issued by April 15th of the following year.

Consult your tax advisor for further information.

Cost basis and gain/loss information is provided as a service to corporate accounts. The information listed in the year-to-date gain/loss summary section is based on a calendar year (January - December). If your business/entity has a fiscal year end other than December 31st for tax purposes, the year-to-date information will not apply. If you have questions about your tax situation, consult your tax advisor.

**D** - Adjusted cost basis reflects any cumulative original issue discount, premium, or acquisition premium, and it assumes such amounts were amortized by the taxpayer over the life of the security from acquisition date through disposition date. For securities still held, maturity date was used instead of disposition date. Premium amortization was calculated using the yield-to-maturity method. Acquisition premium was calculated using the ratable accrual method. If applicable, adjusted cost basis reflects market discount accretion which was calculated using the straight-line method and was recognized at disposition date. Gain/loss displayed for this transaction was based on cost basis as adjusted for premium and discount as stated above and does not reflect any losses disallowed because of wash sales (if applicable). The adjusted cost basis may not reflect all adjustments necessary for tax reporting purposes and may also not apply if you are using an alternative amortization calculation method. Refer to IRS Publication 550, Investment Income and Expenses, for additional information.

**Q** - Unrealized Market discount income was calculated using the straight-line method from acquisition date through statement period ending date. Our calculation assumes the taxpayer has elected to defer recognizing the market discount until sale (disposition). Other elections available under tax laws may be more beneficial, depending on your individual tax situation. For Federal tax purposes, market discount income from both taxable and tax-exempt bonds is treated as taxable interest income.

# Brokerage

## Account Statement

January 1, 2024 - January 31, 2024

Account Number [REDACTED]

MEDINA CITY SCHOOLS  
739 WEYMOUTH RD  
MEDINA OH 44256-2037

### Portfolio at a Glance

|  | This Period            |
|--|------------------------|
| <b>BEGINNING ACCOUNT VALUE</b>             | <b>\$12,835,015.71</b> |
| Withdrawals (Cash & Securities)            | -266,196.29            |
| Dividends, Interest and Other Income       | 21,320.14              |
| <b>Net Change in Portfolio<sup>1</sup></b> | <b>69,883.61</b>       |
| <b>ENDING ACCOUNT VALUE</b>                | <b>\$12,660,023.17</b> |
| Estimated Annual Income                    | \$437,516.00           |

<sup>1</sup> Net Change in Portfolio is the difference between the ending account value and beginning account value after activity.

### Asset Summary

| Percent | Asset Type                           | Last Period            | This Period            |
|---------|--------------------------------------|------------------------|------------------------|
| 1%      | Cash, Money Funds, and Bank Deposits | 15,358.31              | 16,482.16              |
| 99%     | Fixed Income                         | 12,819,657.40          | 12,643,541.01          |
| 100%    | <b>Account Total</b>                 | <b>\$12,835,015.71</b> | <b>\$12,660,023.17</b> |

Please review your allocation periodically with your Account Executive.

### Client Service Information

Your Account Executive: ATT  
ANDREW CARDINALI

#### Contact Information

E-Mail: customerservice@mbssecurities.com

#### Client Service Information

Service Hours: Weekdays 09:00 a.m. - 05:00 p.m. (EST)

Client Service Telephone Number: (800) 967-9045

Web Site: WWW.MBSSECURITIES.COM

## Your Account Information

### INVESTMENT OBJECTIVE

Investment Objective: NONE SPECIFIED

Please discuss your investment objective with your Account Executive.

### TAX LOT DEFAULT DISPOSITION METHOD

Default Method for Mutual Funds: First In First Out

Default Method for Stocks in a Dividend Reinvestment Plan: First In First Out

Default Method for all Other Securities: First In First Out

### BOND AMORTIZATION ELECTIONS

Amortize premium on taxable bonds based on Constant Yield Method: Yes

Accrual market discount method for all other bond types: Constant Yield Method

Include market discount in income annually: No

### ELECTRONIC DELIVERY

You have **not** enrolled any documents for electronic delivery. The following documents are available for electronic delivery:

Statements and Reports

Notifications

Tax Documents

Trade Confirmations

Prospectus

Proxy/Shareholder Communications

Please log in to your account or contact your Account Executive to make any changes to your electronic delivery preferences.

## Income and Expense Summary

|                        | Current Period     |               | Year-to-Date       |               |
|------------------------|--------------------|---------------|--------------------|---------------|
|                        | Taxable            | Non Taxable   | Taxable            | Non Taxable   |
| <b>Interest Income</b> |                    |               |                    |               |
| Bond Interest          | 21,308.87          | 0.00          | 21,308.87          | 0.00          |
| Credit Interest        | 11.27              | 0.00          | 11.27              | 0.00          |
| <b>Total Income</b>    | <b>\$21,320.14</b> | <b>\$0.00</b> | <b>\$21,320.14</b> | <b>\$0.00</b> |

## Portfolio Holdings

| Description   | Quantity | Opening Balance    | Closing Balance    | Accrued Income | 30-Day Yield |
|---|----------|--------------------|--------------------|----------------|--------------|
| <b>CASH, MONEY FUNDS AND BANK DEPOSITS 1.00% of Portfolio</b> |          |                    |                    |                |              |
| <b>Cash Balance</b>   |          | 15,358.31          | 16,482.16          |                |              |
| <b>TOTAL CASH, MONEY FUNDS AND BANK DEPOSITS</b>              |          | <b>\$15,358.31</b> | <b>\$16,482.16</b> | <b>\$0.00</b>  |              |

| Description   | Quantity     | Market Price | Market Value | Accrued Interest | Estimated Annual Income | Estimated Yield |
|---|--------------|--------------|--------------|------------------|-------------------------|-----------------|
| <b>FIXED INCOME 99.00% of Portfolio (In Maturity Date Sequence)</b>   |              |              |              |                  |                         |                 |
| <b>Certificates of Deposit</b>  |              |              |              |                  |                         |                 |
| DELTA NATL BK & TR CO NEW YORK NY CTF DEP 1.200% 03/04/24<br>DTD 03/31/20 ACT/365<br>Security Identifier: 24773RBN4 | 141,000.0000 | 99.6490      | 140,505.09   | 570.18           | 1,692.00                | 1.20%           |

**MBS MULTI-BANK SECURITIES, INC.\***

1000 Town Center, Suite 2300  
Southfield, MI 48075  
(800) 967-9045

Member of FINRA & SIPC; MSRB Registered

January 1, 2024 - January 31, 2024  
MEDINA CITY SCHOOLS

**Portfolio Holdings (continued)**

| Description   | Quantity     | Market Price | Market Value | Accrued Interest | Estimated Annual Income | Estimated Yield |
|---|--------------|--------------|--------------|------------------|-------------------------|-----------------|
| <b>FIXED INCOME (continued)</b>   |              |              |              |                  |                         |                 |
| <b>Certificates of Deposit (continued)</b>  |              |              |              |                  |                         |                 |
| THIRD FED SVGS & LN ASSN OF CLEVELAND CTF DEP 0.400%<br>03/15/24 B/E DTD 09/15/21 ACT/365<br>Security Identifier: 88413QDC9             | 245,000.0000 | 99.4320      | 243,608.40   | 370.52           | 980.00                  | 0.40%           |
| MVB BK INC FAIRMONT WEST VA CTF DEP 5.300% 03/22/24 B/E<br>DTD 03/24/23 ACT/365 1ST CPN DTE 04/24/23<br>Security Identifier: 62847NDL7  | 248,000.0000 | 99.9940      | 247,985.12   | 252.08           | 13,144.00               | 5.30%           |
| PREFERRED BK LOS ANGELES CALIF CTF DEP 1.100% 03/27/24 DTD<br>03/27/20 ACT/365<br>Security Identifier: 740367KG1                        | 227,000.0000 | 99.3660      | 225,560.82   | 27.36            | 2,497.00                | 1.10%           |
| NICOLET NATL BK GREENBAY WIS CTF DEP 4.000% 03/28/24 B/E<br>DTD 09/28/22 ACT/365 1ST CPN DTE 10/28/22<br>Security Identifier: 654062KZ0 | 248,000.0000 | 99.8110      | 247,531.28   | 81.53            | 9,920.00                | 4.00%           |
| SECURITY ST BK FARWELL TEX CTF DEP 0.400% 03/28/24 DTD<br>03/31/21 ACT/365 CALLABLE 01/31/24<br>Security Identifier: 81500JBG7          | 248,000.0000 | 99.2580      | 246,159.84   | 0.00             | 992.00                  | 0.40%           |
| PRIME ALLIANCE BK WOODS CROSS UTAH CTF DEP 5.200%<br>04/15/24 DTD 06/13/23 ACT/365<br>Security Identifier: 7416ONKA7                    | 248,000.0000 | 99.9790      | 247,947.92   | 635.97           | 12,896.00               | 5.20%           |
| PACIFIC WESTN BK BEVERLY HILLS CALIF CTF DEP 1.300% 04/16/24<br>DTD 04/16/20 ACT/365<br>Security Identifier: 69506YRH4                  | 248,000.0000 | 99.1920      | 245,996.16   | 945.12           | 3,224.00                | 1.31%           |
| DISCOVER BK GREENWOOD DEL CTF DEP 2.500% 04/29/24 DTD<br>04/27/22 ACT/365<br>Security Identifier: 254673B62                             | 248,000.0000 | 99.3530      | 246,395.44   | 1,630.68         | 6,200.00                | 2.51%           |
| CENTERSTATE BK FLA NA WINTERHAVEN FL CTF DEP 1.050%<br>04/30/24 B/E DTD 04/30/20 ACT/365<br>Security Identifier: 15201QDH7              | 248,000.0000 | 98.9840      | 245,480.32   | 663.48           | 2,604.00                | 1.06%           |
| BMO HARRIS BK NATL ASSN CHICAGO ILL CTF DEP 2.800% 06/10/24<br>DTD 06/10/22 ACT/365<br>Security Identifier: 05600XFU9                   | 248,000.0000 | 99.1610      | 245,919.28   | 989.28           | 6,944.00                | 2.82%           |
| LINCOLN SVGS BK REINBECK IOWA CTF DEP CT/365 0.600%<br>06/24/24 DTD 06/24/20 ACT/365<br>Security Identifier: 534732AV4                  | 248,000.0000 | 98.2370      | 243,627.76   | 28.54            | 1,488.00                | 0.61%           |

# Portfolio Holdings (continued)

| Description  | Quantity     | Market Price | Market Value | Accrued Interest | Estimated Annual Income | Estimated Yield |
|--|--------------|--------------|--------------|------------------|-------------------------|-----------------|
| <b>FIXED INCOME (continued)</b>  |              |              |              |                  |                         |                 |
| <b>Certificates of Deposit (continued)</b>   |              |              |              |                  |                         |                 |
| FIRST KEYSTONE CMNTY BK BERWICK PA CTF DEP 0.600%<br>06/28/24 DTD 06/30/20 ACT/365<br>Security Identifier: 32065RAK1                   | 248,000.0000 | 98.2050      | 243,548.40   | 4.08             | 1,488.00                | 0.61%           |
| FLAGSTAR BK FSB TROY MICH CTF DEP 0.500% 07/17/24 DTD<br>07/17/20 ACT/365 1ST CPN DTE 01/17/21<br>Security Identifier: 33847E3V7       | 248,000.0000 | 97.9380      | 242,886.24   | 47.56            | 1,240.00                | 0.51%           |
| TOYOTA FINL SVGS BK HEND NV CTF DEP 0.600% 08/12/24 DTD<br>08/12/21 ACT/365 1ST CPN DTE 02/12/22<br>Security Identifier: 89235MLG4     | 248,000.0000 | 97.7120      | 242,325.76   | 701.19           | 1,488.00                | 0.61%           |
| PACIFIC PREMIER BK IRVINE CALIF CTF DEP 3.450% 09/09/24 DTD<br>09/09/22 ACT/365 1ST CPN DTE 03/09/23<br>Security Identifier: 69478QGQ7 | 248,000.0000 | 99.0860      | 245,733.28   | 3,375.52         | 8,556.00                | 3.48%           |
| CHARLES SCHWAB BK SSB WESTLAKE TEX CTF DEP 5.200%<br>09/16/24 DTD 03/10/23 ACT/365<br>Security Identifier: 15987UAT5                   | 243,000.0000 | 100.1690     | 243,410.67   | 4,950.54         | 12,636.00               | 5.19%           |
| WELLS FARGO BK N A SIOUX FALLS S D CTF DEP 4.500% 10/21/24<br>DTD 10/21/22 ACT/365<br>Security Identifier: 9497632V7                   | 248,000.0000 | 99.6850      | 247,218.80   | 305.75           | 11,160.00               | 4.51%           |
| INSTITUTION FOR SVGS IN NEWBURYPORT & ITS VIC MA CTF DEP<br>0.700% 10/28/24 DTD 10/28/21 ACT/365<br>Security Identifier: 45780PBBO     | 249,000.0000 | 96.9200      | 241,330.80   | 14.33            | 1,743.00                | 0.72%           |
| WESTERN ALLIANCE BK PHOENIX AZ CTF DEP 5.000% 10/28/24 DTD<br>04/27/23 ACT/365 1ST CPN DTE 10/27/23<br>Security Identifier: 95763PLV1  | 243,000.0000 | 100.0490     | 243,119.07   | 3,195.62         | 12,150.00               | 4.99%           |
| CROSSFIRST BK LEAWOOD KS CTF DEP 5.100% 11/18/24 DTD<br>05/17/23 ACT/365 CALLABLE 02/17/24<br>Security Identifier: 22766AMB8           | 243,000.0000 | 100.0100     | 243,024.30   | 2,546.51         | 12,393.00               | 5.09%           |
| BURKE & HERBERT BK & TR CO ALEXANDRIA VA CTF DEP 3.450%<br>02/05/25 DTD 08/05/22 ACT/365<br>Security Identifier: 121331AN2             | 248,000.0000 | 98.6320      | 244,607.36   | 609.47           | 8,556.00                | 3.49%           |
| NORTHWEST BK BOISE IDAHO CTF DEP 5.250% 03/24/25 B/E DTD<br>03/22/23 ACT/365 1ST CPN DTE 04/22/23<br>Security Identifier: 66736ACF4    | 248,000.0000 | 100.4820     | 249,195.36   | 321.04           | 13,020.00               | 5.22%           |
| SAFRA NATL BK NEW YORK CTF DEP INSTL CTF DEP 2.000%<br>03/24/25 DTD 03/23/22 ACT/365<br>Security Identifier: 78658RHM6                 | 248,000.0000 | 96.9220      | 240,366.56   | 1,766.58         | 4,960.00                | 2.06%           |
| PACIFIC ALLIANCE BK SAN GABRIEL CA CTF DEP 5.150% 03/27/25<br>B/E DTD 03/27/23 ACT/365<br>Security Identifier: 693963AEO               | 248,000.0000 | 100.4030     | 248,999.44   | 139.97           | 12,772.00               | 5.12%           |

January 1, 2024 - January 31, 2024  
MEDINA CITY SCHOOLS

**Portfolio Holdings (continued)**

| Description  | Quantity     | Market Price | Market Value | Accrued Interest | Estimated Annual Income | Estimated Yield |
|--|--------------|--------------|--------------|------------------|-------------------------|-----------------|
| <b>FIXED INCOME (continued)</b>  |              |              |              |                  |                         |                 |
| <b>Certificates of Deposit (continued)</b>   |              |              |              |                  |                         |                 |
| BANKWELL BK NEW CANAAN CONN CTF DEP 5.150% 03/31/25 B/E<br>DTD 03/31/23 ACT/365 1ST CPN DTE 05/01/23<br>Security Identifier: 06654BES6 | 248,000.0000 | 100.4230     | 249,049.04   | 1,049.75         | 12,772.00               | 5.12%           |
| BEAL BK PLANO TEX CTF DEP 2.600% 04/16/25 B/E DTD 04/20/22<br>ACT/365 1ST CPN DTE 10/20/22<br>Security Identifier: 07371AN74           | 246,000.0000 | 97.4750      | 239,788.50   | 1,804.90         | 6,396.00                | 2.66%           |
| ALLY BK SANDY UTAH CTF DEP 2.950% 04/28/25 DTD 04/28/22<br>ACT/365 CALLABLE 02/28/24<br>Security Identifier: 02007GQG1                 | 246,000.0000 | 97.8220      | 240,642.12   | 1,888.81         | 7,257.00                | 3.01%           |
| CROSS RIV BK TEANECK NJ CTF DEP 4.850% 05/19/25 B/E DTD<br>05/19/23 ACT/365 1ST CPN DTE 11/19/23<br>Security Identifier: 227563CJO     | 244,000.0000 | 100.1170     | 244,285.48   | 2,366.80         | 11,834.00               | 4.84%           |
| BARCLAYS BK DEL RETAIL CTF DEP 3A2 INSTL CTF DEP 3.050%<br>06/02/25 DTD 06/02/22 ACT/360<br>Security Identifier: 06740KQS9             | 248,000.0000 | 97.8290      | 242,615.92   | 1,260.67         | 7,564.00                | 3.11%           |
| EAGLEBANK BETHESDA MD CTF DEP 5.050% 07/21/25 DTD 07/21/23<br>ACT/365 1ST CPN DTE 08/21/23<br>Security Identifier: 27002YGD2           | 248,000.0000 | 100.5250     | 249,302.00   | 343.12           | 12,524.00               | 5.02%           |
| GENERATIONS BK ROGERS ARK CTF DEP 3.400% 08/04/25 DTD<br>08/03/22 ACT/365 CALLABLE 02/03/24<br>Security Identifier: 37149CAZO          | 248,000.0000 | 98.1680      | 243,456.64   | 646.84           | 8,432.00                | 3.46%           |
| CAPITAL ONE NATL ASSN MCLEAN VA CTF DEP 3.350% 08/11/25 DTD<br>08/10/22 ACT/365<br>Security Identifier: 14042RTP6                      | 248,000.0000 | 98.0700      | 243,213.60   | 3,960.53         | 8,308.00                | 3.41%           |
| FIRST ST BK WINCHESTER OHIO CTF DEP 3.500% 09/16/25 DTD<br>09/16/22 ACT/365<br>Security Identifier: 33650TAG5                          | 248,000.0000 | 98.2410      | 243,637.68   | 356.71           | 8,680.00                | 3.56%           |
| FIRST INTERNET BK FISHERS IND CTF DEP 4.000% 09/29/25 DTD<br>09/28/22 ACT/365 1ST CPN DTE 10/28/22<br>Security Identifier: 32056GDQ0   | 248,000.0000 | 99.0310      | 245,596.88   | 81.53            | 9,920.00                | 4.03%           |
| CIBC BK USA CHICAGO IL CTF DEP 4.850% 11/25/25 DTD 05/25/23<br>ACT/365 1ST CPN DTE 11/25/23<br>Security Identifier: 12547CBL1          | 244,000.0000 | 100.4810     | 245,173.64   | 2,172.27         | 11,834.00               | 4.82%           |

## Portfolio Holdings (continued)

| Description   | Quantity     | Market Price | Market Value | Accrued Interest | Estimated Annual Income | Estimated Yield |
|---|--------------|--------------|--------------|------------------|-------------------------|-----------------|
| <b>FIXED INCOME (continued)</b>   |              |              |              |                  |                         |                 |
| <b>Certificates of Deposit (continued)</b>  |              |              |              |                  |                         |                 |
| MORGAN STANLEY PRIVATE BK NATL ASSN INSTL CTF DEP PROGRAM 3.200% 11/28/25 DTD 05/31/22<br>Security Identifier: 61768U4L8            | 248,000.0000 | 97.6280      | 242,117.44   | 65.23            | 7,936.00                | 3.27%           |
| UNITED PRAIRIE BK MTN LAKE MINN CTF DEP 5.300% 12/11/25 DTD 10/11/23 ACT/365<br>Security Identifier: 91134CCV1                      | 248,000.0000 | 101.3450     | 251,335.60   | 720.22           | 13,144.00               | 5.22%           |
| FIRST FNDTN BK IRVINE CA CTF DEP 4.900% 02/18/26 DTD 08/18/23 ACT/365 1ST CPN DTE 02/18/24<br>Security Identifier: 32026UX27        | 248,000.0000 | 100.7700     | 249,909.60   | 5,526.66         | 12,152.00               | 4.86%           |
| ARMOR BK FORREST CITY ARK CTF DEP 5.300% 03/24/26 B/E DTD 03/24/23 ACT/365 CALLABLE 03/24/24<br>Security Identifier: 04225AAC2      | 248,000.0000 | 100.1130     | 248,280.24   | 252.08           | 13,144.00               | 5.29%           |
| GOLDEN BK NATL ASSN HOUSTON TEX CTF DEP 5.200% 04/20/26 DTD 10/20/23 ACT/365 1ST CPN DTE 04/20/24<br>Security Identifier: 38081GBA3 | 243,000.0000 | 101.5910     | 246,866.13   | 3,565.78         | 12,636.00               | 5.11%           |
| WOOD & HUSTON BK MARSHALL MO CTF DEP 4.700% 06/30/26 DTD 06/30/23 ACT/365 1ST CPN DTE 07/30/23<br>Security Identifier: 978208AG1    | 248,000.0000 | 100.8010     | 249,986.48   | 31.93            | 11,656.00               | 4.66%           |
| FRONTIER BK OMAHA NE CTF DEP 4.700% 07/14/26 DTD 07/14/23 ACT/365 1ST CPN DTE 08/14/23<br>Security Identifier: 35907XFG7            | 248,000.0000 | 100.8310     | 250,060.88   | 542.88           | 11,656.00               | 4.66%           |
| SALLIE MAE BK SALT LAKE CITY UT CTF DEP 4.850% 08/10/26 DTD 08/09/23 ACT/365 1ST CPN DTE 02/09/24<br>Security Identifier: 795451DE0 | 246,000.0000 | 101.2340     | 249,035.64   | 5,720.34         | 11,931.00               | 4.79%           |
| POPULAR BK NEW YORK BRH INSTL CTF DEP PROGRAM 4.950% 09/17/26 B/E DTD 09/20/23 ACT/365<br>Security Identifier: 73317ACL4            | 246,000.0000 | 102.1760     | 251,352.96   | 1,401.19         | 12,177.00               | 4.84%           |
| AMERICAN EXPRESS NATL BK BROKERED INTL CTF DEP PROGRAM INSTL CTF DEP 5.000% 09/21/26 DTD 09/20/23<br>Security Identifier: 02589AF31 | 243,000.0000 | 101.8140     | 247,408.02   | 4,427.26         | 12,150.00               | 4.91%           |
| CITIBANK NATL ASSN SIOUX FALLS S D CTF DEP 5.100% 09/29/26 DTD 09/29/23 ACT/365<br>Security Identifier: 17312Q4A4                   | 243,000.0000 | 102.0460     | 247,971.78   | 4,210.22         | 12,393.00               | 4.99%           |
| SOUTHERN FIRST BK N A GREENVILLE S C CTF DEP 4.600% 11/27/26 DTD 05/26/23 ACT/365<br>Security Identifier: 84287PHU9                 | 248,000.0000 | 101.0360     | 250,569.28   | 156.27           | 11,408.00               | 4.55%           |
| ROLLSTONE BK & TR FITCHBURG MASS CTF DEP 3.550% 08/23/27 DTD 08/22/22 ACT/365<br>Security Identifier: 77579AFG6                     | 245,000.0000 | 98.1350      | 240,430.75   | 3,860.26         | 8,697.50                | 3.61%           |

January 1, 2024 - January 31, 2024  
MEDINA CITY SCHOOLS

**Portfolio Holdings (continued)**

| Description  | Quantity        | Market Price | Market Value    | Accrued Interest    | Estimated Annual Income | Estimated Yield                |
|--|-----------------|--------------|-----------------|---------------------|-------------------------|--------------------------------|
| <b>FIXED INCOME (continued)</b>  |                 |              |                 |                     |                         |                                |
| <b>Certificates of Deposit (continued)</b>   |                 |              |                 |                     |                         |                                |
| FARMERS & MERCHANTS BK BERLIN WIS CTF DEP 5.550% 11/03/27 DTD 11/03/23 ACT/365<br>Security Identifier: 307811HT9   | 248,000.0000    | 102.4520     | 254,080.96      | 1,055.87            | 13,764.00               | 5.41%                          |
| <b>Total Certificates of Deposit</b>   | 12,221,000.0000 |              | \$12,168,650.73 | \$71,641.02         | \$435,108.50            |                                |
| <b>U.S. Government Bonds</b>   |                 |              |                 |                     |                         |                                |
| FEDERAL HOME LN BKS CONS BD 0.350% 04/23/24 B/E DTD 06/23/21 CALLABLE 03/23/24 @ 100.000 Moody Rating Aaa S & P Rating AA+<br>Security Identifier: 3130AMQQ8 | 245,000.0000    | 98.8680      | 242,226.60      | 90.51               | 857.50                  | 0.35%                          |
| FEDERAL HOME LN MTG CORP MEDIUM TERM NTS FED 0.625% 09/15/25 B/E DTD 09/15/20 CALLABLE 09/15/24 Moody Rating Aaa<br>Security Identifier: 3134GW870           | 248,000.0000    | 93.8160      | 232,663.68      | 585.56              | 1,550.00                | 0.66%                          |
| <b>Total U.S. Government Bonds</b>   | 493,000.0000    |              | \$474,890.28    | \$676.07            | \$2,407.50              |                                |
| <b>TOTAL FIXED INCOME</b>  | 12,714,000.0000 |              | \$12,643,541.01 | \$72,317.09         | \$437,516.00            |                                |
| <b>Total Portfolio Holdings</b>  |                 |              |                 | <b>Market Value</b> | <b>Accrued Interest</b> | <b>Estimated Annual Income</b> |
|  |                 |              |                 | \$12,660,023.17     | \$72,317.09             | \$437,516.00                   |

**Portfolio Holdings Disclosures**
**Pricing**

This section includes the net market value of the securities in your account on a settlement date basis, including short positions, at the close of the statement period. The market prices, unless otherwise noted, have been obtained from independent vendor services, which we believe to be reliable. In some cases the pricing vendor may provide prices quoted by a single broker or market maker. Market prices do not constitute a bid or an offer, and may differ from the actual sale price. Securities for which a price is not available are marked "N/A" and are omitted from the Total.

THE AS OF PRICE DATE ONLY APPEARS WHEN THE PRICE DATE DOES NOT EQUAL THE STATEMENT DATE.

**Estimated Annual Figures**

The estimated annual income (EAI) and estimated annual yield (EAY) figures are estimates and for informational purposes only. These figures are not considered to be a forecast or guarantee of future results. These figures are computed using information from providers believed to be reliable; however, no assurance can be made as to the accuracy. Since interest and dividend rates are subject to change at any time, and may be affected by current and future economic, political, and business conditions, they should not be relied on for making investment, trading, or tax decisions. These figures assume that the position quantities, interest and dividend rates, and prices remain constant. A capital gain or return of principal



## Portfolio Holdings Disclosures (continued)

### Estimated Annual Figures (continued)

may be included in the figures for certain securities, thereby overstating them. Refer to [www.pershing.com/disclosures](http://www.pershing.com/disclosures) for specific details as to formulas used to calculate the figures. Accrued interest represents interest earned but not yet received.

### Reinvestment

The dollar amount of Mutual Fund distributions, Money Market Fund dividend income, Bank Deposit interest income, or dividends for other securities shown on your statement may have been reinvested. You will not receive confirmation of these reinvestments. Upon written request to your financial institution, information pertaining to these transactions, including the time of execution and the name of the person from whom your security was purchased, may be obtained. In dividend reinvestment transactions, Pershing acts as your agent and receives payment for order flow.

### Option Disclosure

Information with respect to commissions and other charges incurred in connection with the execution of option transactions has been included in confirmations previously furnished to you. A summary of this information is available to you promptly upon your written request directed to your introducing firm. In order to assist your introducing firm in maintaining current background and financial information concerning your option accounts, please promptly advise them in writing of any material change in your investment objectives or financial situation. Expiring options which are valuable are exercised automatically pursuant to the exercise by exception procedure of the Options Clearing Corporation. Additional information regarding this procedure is available upon written request to your introducing firm.

### Certificates of Deposit

Certificates of Deposit acquired through the Certificate of Deposit Account Registry Service ("CDARS") and held in your brokerage account are subject to Securities Investor Protection Corporation (SIPC) coverage. Please see additional information about SIPC under Important Information and Disclosures on this statement.

Please be advised that the secondary market for CDs is generally illiquid; the actual value of CDs may be different from their purchase price; and a significant loss of principal could result if your CDs are sold prior to maturity. In the event that the CDs listed above do not indicate a market valuation, an accurate market value could not be determined. In the event that a price is listed above for your CDs, Pershing has obtained a price from sources deemed to be reliable or has priced your CDs using a matrix formula. Prices are estimates and the actual value you may obtain for your CD may be different if you elect to sell your CD in the secondary market.

### Foreign Currency Transactions

Pershing will execute foreign currency transactions as principal for your account. Pershing may automatically convert foreign currency to or from U.S. dollars for dividends and similar corporate action transactions unless you instruct your financial organization otherwise. Pershing's currency conversion rate will not exceed the highest interbank conversion rate identified from customary banking sources on the conversion date or the prior business day, increased by up to 1%, unless a particular rate is required by applicable law. Your financial organization may also increase the currency conversion rate. This conversion rate may differ from rates in effect on the date you executed a transaction, incurred a charge, or received a credit. Transactions converted by agents (such as depositories) will be billed at the rates such agents use.

### Proxy Vote

Securities not fully paid for in your margin account may be lent by Pershing to itself or others in accordance with the terms outlined in the Margin Agreement. The right to vote your shares held on margin may be reduced by the amount of shares on loan. The Proxy Voting Instruction Form sent to you may reflect a smaller number of shares entitled to vote than the number of shares in your margin account.

### Ratings

This statement may contain credit rating information obtained from Standard & Poor's. Reproducing and distributing any information received from Standard & Poor's is not permitted without prior written authorization from Standard & Poor's. Standard & Poor's does not guarantee the accuracy, completeness, timeliness or availability of any information. Standard & Poor's is not responsible for any errors or omissions, regardless of the cause, or for the results of using such content. Standard & Poor's makes no express or implied warranties including warranties of merchantability or fitness for a particular purpose. Standard & Poor's shall not be legally responsible for any fees, costs, expenses or losses in connection with the use of their content. Credit ratings are opinions and not statements of facts; are not recommendations to purchase, hold or sell securities; and do not address suitability for investment purpose. Credit ratings should not be relied upon as investment advice.

January 1, 2024 - January 31, 2024  
MEDINA CITY SCHOOLS**Portfolio Holdings Disclosures (continued)****Variable Rate Securities**

Interest rate data for certain complex and/or variable rate securities is provided to Pershing by third-party data service providers pursuant to contractual arrangements. Although we seek to use reliable sources of information, the accuracy, reliability, timeliness, and completeness of interest rate data may vary sometimes, particularly for complex and/or variable rate securities and those with limited or no secondary market. As a result, we can offer no assurance as to the accuracy, reliability, timeliness, or completeness of interest rate data for such securities. Pershing may also occasionally make interest rate updates and adjustments based on its reasonable efforts to obtain accurate, reliable, timely, and/or complete interest rate data from other data sources, but we can similarly provide no assurance that those rates or adjustments will be accurate, reliable, timely, or complete.

When updated interest rate data is received from a third-party data service provider or adjusted by Pershing, the updated data will be reflected in various sources where interest rate data is used or viewed, including both paper and electronic communications and data sources. Prior use or communication of interest rate-related data will not be revised. Since variable interest rates may be subject to change at any time and are only as accurate as the data received from third-party data service providers or otherwise obtained by Pershing, interest rate data should not be relied on for making investment, trading, or tax decisions. All interest rate data and other information derived from and/or calculated using interest rates are not warranted as to accuracy, reliability, timeliness, or completeness and are subject to change without notice. Pershing disclaims any responsibility or liability to the fullest extent permitted by applicable law for any loss or damage arising from any reliance on or use of the interest rate data or other information derived from and/or calculated using interest rates in any way. You should request a current valuation for your securities from your financial adviser or broker prior to making a financial decision or placing an order or requesting a transaction in these securities.

**Structured Products**

Structured products in this section are complex products and may be subject to special risks, which may include, but are not limited to: loss of initial investment; issuer credit risk; limited or no appreciation; risks associated with the underlying reference asset(s); no periodic payments; call prior to maturity (a redemption could affect the yield represented); early redemption fees or other applicable fees; price volatility resulting from issuer's and/or guarantor's credit quality; lower interest rates and/or yield compared to conventional debt with a comparable maturity; unique tax implications; concentration risk of owning the related security; limited or no secondary market; restrictions on transferability; conflicts of interest; and limits on participation in appreciation of underlying asset(s). To review a complete list of risks, please refer to the offering documents for the structured product. For more information about the risks specific to your structured products, you should contact your financial institution or advisor. Certain structured products are designed to make periodic distributions to you and any such structured product distributions you receive will be listed in the Transactions section of your statement. Structured product distributions may be listed there as "Bond Interest Received"; however, this description is not intended to reflect a determination as to either the asset classification of the product or the U.S. tax treatment of such distributions.

**Activity Summary** (All amounts shown are in base currency)

|                               | Credits This Period | Debits This Period | Net This Period | Credits Year-to-Date | Debits Year-to-Date | Net Year-to-Date |
|-------------------------------|---------------------|--------------------|-----------------|----------------------|---------------------|------------------|
| <b>Dividends and Interest</b> | \$21,320.14         | \$0.00             | \$21,320.14     | \$21,320.14          | \$0.00              | \$21,320.14      |
| <b>Distributions</b>          | \$246,000.00        | \$0.00             | \$246,000.00    | \$246,000.00         | \$0.00              | \$246,000.00     |
| <b>Cash</b>                   |                     |                    |                 |                      |                     |                  |
| Withdrawals                   | 0.00                | -266,196.29        | -266,196.29     | 0.00                 | -266,196.29         | -266,196.29      |
| <b>Total Cash</b>             | \$0.00              | -\$266,196.29      | -\$266,196.29   | \$0.00               | -\$266,196.29       | -\$266,196.29    |
| <b>Totals</b>                 | \$267,320.14        | -\$266,196.29      | \$1,123.85      | \$267,320.14         | -\$266,196.29       | \$1,123.85       |

## Transactions by Type of Activity

| Process/<br>Settlement<br>Date | Activity Type                                    | Description   | Quantity | Price | Accrued Interest | Amount   | Currency |
|--------------------------------|--|---|----------|-------|------------------|----------|----------|
| <b>Dividends and Interest</b>  |  |   |          |       |                  |          |          |
| 01/02/24                       | BOND INTEREST RECEIVED<br>06654BES6              | 248000 BANKWELL BK NEW CANAAN CONN CTF DEP<br>5.150% 03/31/25 B/E DTD 03/31/23 RD 12/29 PD 01/01/24                         |          |       |                  | 1,084.75 | USD      |
| 01/02/24                       | BOND INTEREST RECEIVED<br>32065RAK1              | 248000 FIRST KEYSTONE CMNTY BK BERWICK PA CTF<br>DEP 0.600% 06/28/24 DTD 06/30/20 CLB RD 12/29 PD<br>12/30/23               |          |       |                  | 122.30   | USD      |
| 01/02/24                       | BOND INTEREST RECEIVED<br>81500JBG7              | 248000 SECURITY ST BK FARWELL TEX CTF DEP 0.400%<br>03/28/24 DTD 03/31/21 CLB RD 12/29 PD 12/31/23                          |          |       |                  | 84.25    | USD      |
| 01/02/24                       | BOND INTEREST RECEIVED<br>978208AG1              | 248000 WOOD & HUSTON BK MARSHALL MO CTF DEP<br>4.700% 06/30/26 DTD 06/30/23 RD 12/29 PD 12/30/23                            |          |       |                  | 958.03   | USD      |
| 01/03/24                       | BOND INTEREST RECEIVED<br>307811HT9              | 248000 FARMERS & MERCHANTS BK BERLIN WIS CTF<br>DEP 5.550% 11/03/27 DTD 11/03/23 CLB RD 01/02 PD<br>01/03/24                |          |       |                  | 1,169.00 | USD      |
| 01/03/24                       | BOND INTEREST RECEIVED<br>37149CAZ0              | 248000 GENERATIONS BK ROGERS ARK CTF DEP 3.400%<br>08/04/25 DTD 08/03/22 CLB RD 01/02 PD 01/03/24                           |          |       |                  | 716.14   | USD      |
| 01/05/24                       | BOND INTEREST RECEIVED<br>12133IAN2              | 248000 BURKE & HERBERT BK & TR CO ALEXANDRIA VA<br>CTF DEP 3.450% 02/05/25 DTD 08/05/22 CLB RD 01/04<br>PD 01/05/24         |          |       |                  | 726.67   | USD      |
| 01/11/24                       | BOND INTEREST RECEIVED<br>91134CCV1              | 248000 UNITED PRAIRIE BK MTN LAKE MINN CTF DEP<br>5.300% 12/11/25 DTD 10/11/23 RD 01/10 PD 01/11/24                         |          |       |                  | 1,116.34 | USD      |
| 01/16/24                       | BOND INTEREST RECEIVED<br>05580AA95              | 246000 BMW BK NORTH AMER SALT LAKE CITY UTAH<br>CTF DEP 0.350% 01/16/24 B/E DTD 07/16/21 RD 01/12 PD<br>01/16/24            |          |       |                  | 434.04   | USD      |
| 01/16/24                       | BOND INTEREST RECEIVED<br>33650TAG5              | 248000 FIRST ST BK WINCHESTER OHIO CTF DEP 3.500%<br>09/16/25 DTD 09/16/22 CLB RD 01/12 PD 01/16/24                         |          |       |                  | 737.21   | USD      |
| 01/16/24                       | BOND INTEREST RECEIVED<br>35907XFG7              | 248000 FRONTIER BK OMAHA NE CTF DEP 4.700%<br>07/14/26 DTD 07/14/23 RD 01/12 PD 01/14/24                                    |          |       |                  | 989.96   | USD      |
| 01/16/24                       | BOND INTEREST RECEIVED<br>74160NKA7              | 248000 PRIME ALLIANCE BK WOODS CROSS UTAH CTF<br>DEP 5.200% 04/15/24 DTD 06/13/23 RD 01/12 PD 01/13/24                      |          |       |                  | 1,095.28 | USD      |
| 01/17/24                       | BOND INTEREST RECEIVED<br>33847E3V7              | 248000 FLAGSTAR BK FSB TROY MICH CTF DEP 0.500%<br>07/17/24 DTD 07/17/20 RD 01/02 PD 01/17/24                               |          |       |                  | 625.10   | USD      |
| 01/22/24                       | INTEREST ON FREE CREDIT<br>BALANCES<br>USD999997 | U.S.DOLLARS CURRENCY CREDIT INTEREST FOR INTEREST<br>PERIOD ENDING 01-19-24 YIELDS WERE: CURRENT<br>1.000% EFFECTIVE 1.004% |          |       |                  | 11.27    | USD      |
| 01/22/24                       | BOND INTEREST RECEIVED<br>27002YGD2              | 248000 EAGLEBANK BETHESDA MD CTF DEP 5.050%<br>07/21/25 DTD 07/21/23 RD 01/19 PD 01/21/24                                   |          |       |                  | 1,063.68 | USD      |



**MBS MULTI-BANK SECURITIES, INC.**

1000 Town Center, Suite 2300  
Southfield, MI 48075  
(800) 967-9045

Member of FINRA & SIPC; MSRB Registered.

January 1, 2024 - January 31, 2024  
**MEDINA CITY SCHOOLS**

**Transactions by Type of Activity (continued)**

| Process/<br>Settlement<br>Date            | Activity Type                       | Description  | Quantity | Price | Accrued Interest | Amount   | Currency |
|---|-------------------------------------|--|----------|-------|------------------|----------|----------|
| <b>Dividends and Interest (continued)</b> |                                     |  |          |       |                  |          |          |
| 01/22/24                                  | BOND INTEREST RECEIVED<br>66736ACF4 | 248000 NORTHWEST BK BOISE IDAHO CTF DEP 5.250%<br>03/24/25 B/E DTD 03/22/23 RD 01/19 PD 01/22/24                             |          |       |                  | 1,105.81 | USD      |
| 01/22/24                                  | BOND INTEREST RECEIVED<br>9497632V7 | 248000 WELLS FARGO BK N A SIOUX FALLS S D CTF DEP<br>4.500% 10/21/24 DTD 10/21/22 RD 01/19 PD 01/21/24                       |          |       |                  | 947.84   | USD      |
| 01/24/24                                  | BOND INTEREST RECEIVED<br>04225AAC2 | 248000 ARMOR BK FORREST CITY ARK CTF DEP 5.300%<br>03/24/26 B/E DTD 03/24/23 CLB RD 01/23 PD 01/24/24                        |          |       |                  | 1,116.34 | USD      |
| 01/24/24                                  | BOND INTEREST RECEIVED<br>534732AV4 | 248000 LINCOLN SVGS BK REINBECK IOWA CTF DEP<br>CT/365 0.600% 06/24/24 DTD 06/24/20 CLB RD 01/09<br>PD 01/24/24              |          |       |                  | 126.38   | USD      |
| 01/24/24                                  | BOND INTEREST RECEIVED<br>62847NDL7 | 248000 MVB BK INC FAIRMONT WEST VA CTF DEP<br>5.300% 03/22/24 B/E DTD 03/24/23 RD 01/23 PD<br>01/24/24                       |          |       |                  | 1,116.34 | USD      |
| 01/26/24                                  | BOND INTEREST RECEIVED<br>84287PHU9 | 248000 SOUTHERN FIRST BK N A GREENVILLE S C CTF<br>DEP 4.600% 11/27/26 DTD 05/26/23 RD 01/25 PD 01/26/24                     |          |       |                  | 968.90   | USD      |
| 01/29/24                                  | BOND INTEREST RECEIVED<br>32056GDQ0 | 248000 FIRST INTERNET BK FISHERS IND CTF DEP<br>4.000% 09/29/25 DTD 09/28/22 RD 01/26 PD 01/28/24                            |          |       |                  | 842.52   | USD      |
| 01/29/24                                  | BOND INTEREST RECEIVED<br>45780PB80 | 249000 INSTITUTION FOR SVGS IN NEWBURYPORT & ITS<br>VIC MA CTF DEP 0.700% 10/28/24 DTD 10/28/21 CLB RD<br>01/26 PD 01/28/24  |          |       |                  | 148.04   | USD      |
| 01/29/24                                  | BOND INTEREST RECEIVED<br>61768U4L8 | 248000 MORGAN STANLEY PRIVATE BK NATL ASSN<br>INSTL CTF DEP PROGRAM 3.200% 11/28/25 DTD 05/31/22<br>CLB RD 01/26 PD 01/29/24 |          |       |                  | 674.02   | USD      |
| 01/29/24                                  | BOND INTEREST RECEIVED<br>654062KZ0 | 248000 NICOLET NATL BK GREENBAY WIS CTF DEP<br>4.000% 03/28/24 B/E DTD 09/28/22 RD 01/26 PD<br>01/28/24                      |          |       |                  | 842.52   | USD      |
| 01/29/24                                  | BOND INTEREST RECEIVED<br>693963AE0 | 248000 PACIFIC ALLIANCE BK SAN GABRIEL CA CTF DEP<br>5.150% 03/27/25 B/E DTD 03/27/23 RD 01/26 PD 01/27/24                   |          |       |                  | 1,084.75 | USD      |
| 01/29/24                                  | BOND INTEREST RECEIVED<br>740367KG1 | 227000 PREFERRED BK LOS ANGELES CALIF CTF DEP<br>1.100% 03/27/24 DTD 03/27/20 RD 01/12 PD 01/27/24                           |          |       |                  | 212.07   | USD      |

## Transactions by Type of Activity (continued)

| Process/<br>Settlement<br>Date             | Activity Type                       | Description   | Quantity      | Price | Accrued Interest | Amount               | Currency   |
|--|-------------------------------------|---|---------------|-------|------------------|----------------------|------------|
| <b>Dividends and Interest (continued)</b>  |                                     |   |               |       |                  |                      |            |
| 01/30/24                                   | BOND INTEREST RECEIVED<br>32065RAK1 | 248000 FIRST KEYSTONE CMNTY BK BERWICK PA CTF<br>DEP 0.600% 06/28/24 DTD 06/30/20 CLB RD 01/29 PD<br>01/30/24 |               |       |                  | 126.38               | USD        |
| 01/30/24                                   | BOND INTEREST RECEIVED<br>978208AG1 | 248000 WOOD & HUSTON BK MARSHALL MO CTF DEP<br>4.700% 06/30/26 DTD 06/30/23 RD 01/29 PD 01/30/24              |               |       |                  | 989.96               | USD        |
| 01/31/24                                   | BOND INTEREST RECEIVED<br>81500JBG7 | 248000 SECURITY ST BK FARWELL TEX CTF DEP 0.400%<br>03/28/24 DTD 03/31/21 CLB RD 01/30 PD 01/31/24            |               |       |                  | 84.25                | USD        |
| <b>Total Dividends and Interest</b>        |                                     |   |               |       | <b>\$0.00</b>    | <b>\$21,320.14</b>   | <b>USD</b> |
| <b>Distributions</b>                       |                                     |   |               |       |                  |                      |            |
| 01/16/24                                   | SECURITY REDEEMED<br>05580AA95      | BMW BK NORTH AMER SALT LAKE CITY UTAH CTF DEP<br>0.350% 01/16/24 B/E DTD 07/16/21 ACCOUNT<br>REDEMPTION       | -246,000.0000 |       |                  | 246,000.00           | USD        |
| <b>Total Distributions</b>                 |                                     |   |               |       | <b>\$0.00</b>    | <b>\$246,000.00</b>  | <b>USD</b> |
| <b>Cash Withdrawals and Deposits</b>       |                                     |   |               |       |                  |                      |            |
| 01/10/24                                   | ELECTRONIC TRANSACTION<br>USD999997 | SEND TO BANK FOR ACH AC [REDACTED]<br>BANK  |               |       |                  | -20,196.29           | USD        |
| 01/16/24                                   | ELECTRONIC TRANSACTION<br>USD999997 | SEND TO BANK FOR ACH AC [REDACTED]<br>BANK  |               |       |                  | -246,000.00          | USD        |
| <b>Total Cash Withdrawals and Deposits</b> |                                     |   |               |       | <b>\$0.00</b>    | <b>-\$266,196.29</b> | <b>USD</b> |
| <b>Total Value of Transactions</b>         |                                     |   |               |       | <b>\$0.00</b>    | <b>\$1,123.85</b>    | <b>USD</b> |

The price and quantity displayed may have been rounded.



**MBS MULTI-BANK SECURITIES, INC.**

1000 Town Center, Suite 2300  
Southfield, MI 48075  
(800) 967-9045

Member of FINRA & SIPC; MSRB Registered.


January 1, 2024 - January 31, 2024  
**MEDINA CITY SCHOOLS**

## Fixed Income Analysis

### Bond Quality

| Bond Quality | Market Value         | % of Bond Market Value | Percent of Fixed Income |
|--------------|----------------------|------------------------|-------------------------|
| AAA          | 474,890.28           | 4%                     |                         |
| Not Rated    | 12,168,650.73        | 96%                    |                         |
| <b>Total</b> | <b>12,643,541.01</b> | <b>100%</b>            |                         |

### Bond Maturity Schedule



| Bond Maturity  | Market Value         | % of Bond Market Value |
|----------------|----------------------|------------------------|
| 1 to 6 months  | 3,555,378.67         | 28%                    |
| 7 to 12 months | 1,706,162.68         | 14%                    |
| 1 to 5 years   | 7,381,999.66         | 58%                    |
| <b>Total</b>   | <b>12,643,541.01</b> | <b>100%</b>            |

Percentages of bond market values are rounded to the nearest whole percentage.

Bond quality ratings reflect Moody's or Standard and Poor's ratings. Bonds may be rated by other services. Bonds that are in default are not included. Please refer to your Portfolio Holdings section.

## Messages

### Transition to Trade Date plus One (T1) Settlements

*The U.S. will adopt a shortened settlement timeframe beginning with trade date May 28, 2024, for equities, corporate, municipal bonds and unit investment trusts. Moving from a T2 to a T1 settlement cycle will provide faster access to sale proceeds, but it also means that funds will be due on purchase transactions earlier.*

Although a money market mutual fund (money fund) seeks to preserve the value of your investment at \$1 per share, it is possible to lose money by investing in a money fund. Shares of a money fund or the balance of a bank deposit product held in your brokerage account may be liquidated upon request with the proceeds credited to your brokerage account. Please see the money fund's prospectus or the bank deposit product's disclosure document or contact your advisor for additional information. Pursuant to SEC Rule 10b-10(b)(1) confirmations are not sent for purchases into money funds processed on the sweep platform. Pursuant to applicable regulation, account statements will be produced monthly or quarterly. Balances in Federal Deposit Insurance Corporation (FDIC)-insured bank deposit sweep products are not protected by Securities Investor Protection Corporation (SIPC).

### Go Paperless by Selecting eDelivery

Eliminate paper and save natural resources with digital adoption. Electronic delivery (eDelivery) is faster, convenient and more secure. We offer eDelivery for account statements, prospectus documents, proxy or shareholder communications, tax documents, trade confirmations and more.

To enroll, log in to your brokerage account and look for the one-click eDelivery pop-up or simply select 'Go Paperless' at the top of any page and follow the on-screen prompts to set-up your preferences. Enrollment can be activated as quickly as the day you register, and you will be notified when documents are available in an online, password-protected portal.

## Messages (continued)

Contact your financial professional if you have any questions about any of our digital tools.

## Cash Not Yet Received

| Security   | Record Date | Payable Date | Quantity Held | Rate     | Dividend Option | Amount of Payment |
|--|-------------|--------------|---------------|----------|-----------------|-------------------|
| <b>Interest</b>  |             |              |               |          |                 |                   |
| BANKWELL BK NEW CANAAN CONN CTF DEP<br>5.150% 03/31/25 B/E | 01/31/24    | 02/01/24     | 248,000.0000  | 4.373972 | Cash            | 1,084.75          |
| <b>Total Cash Not Yet Received</b>                         |             |              |               |          |                 | <b>\$1,084.75</b> |

Assets shown here are not reflected in your account. This information has been received from sources we believe to be reliable. Pershing does not guarantee the accuracy of the information.

## Important Information and Disclosures

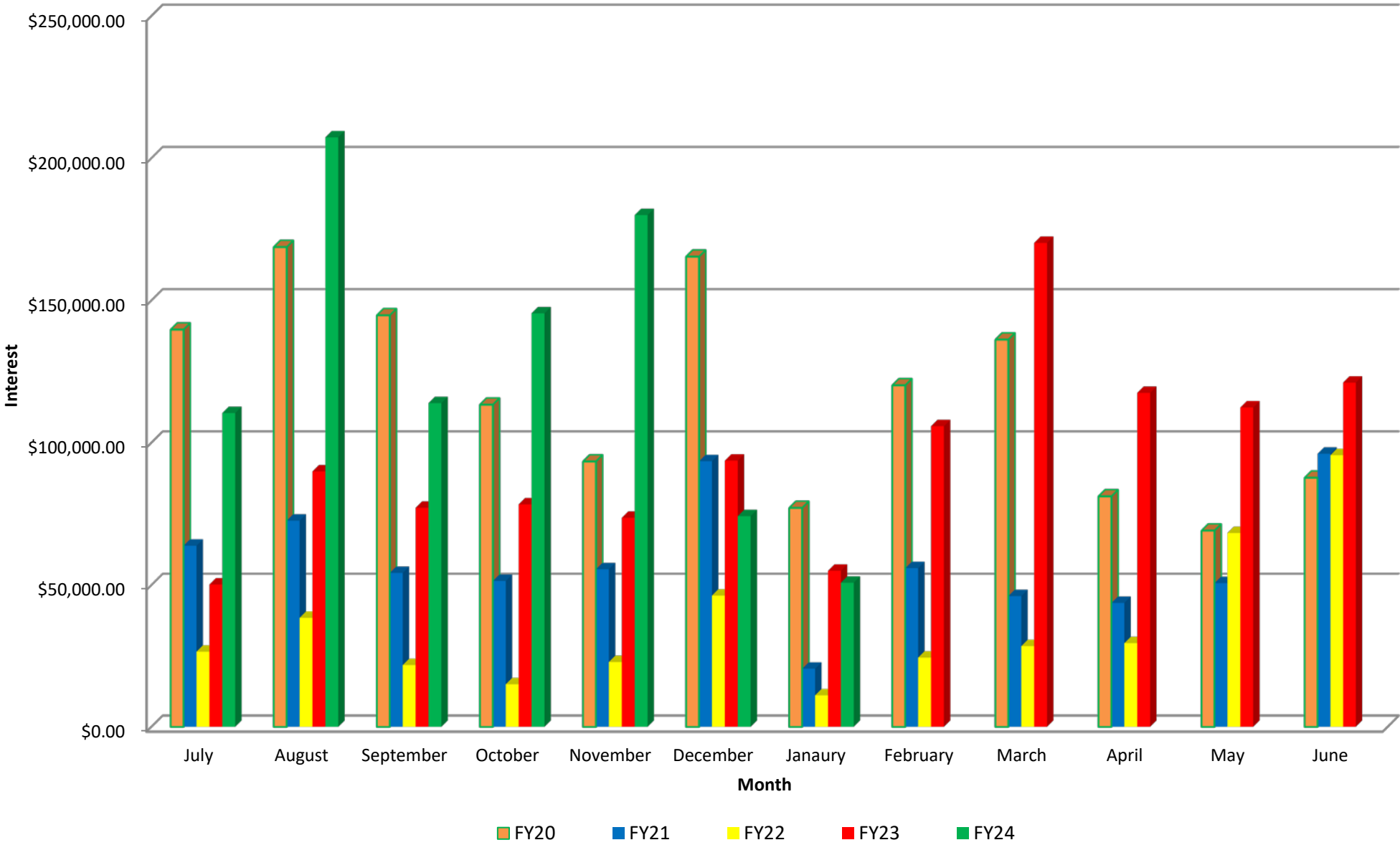
### The Role of Pershing

- **Pershing LLC, member FINRA, NYSE, carries your account as clearing broker pursuant to a clearing agreement with your financial institution.** Pershing is not responsible or liable for any acts or omissions of your financial institution or its employees and it does not supervise them. Pershing provides no investment advice nor does it assess the suitability of any transaction or order. Pershing acts as the agent of your financial institution and you agree that you will not hold Pershing or any person controlling or under common control with it liable for any investment losses incurred by you.
- Pershing performs several key functions at the direction of your financial institution. It acts as custodian for funds and securities you may deposit with it directly or through your financial institution or that it receives as the result of securities transactions it processes.
- Your financial institution is responsible for adherence to the securities laws, regulations and rules which apply to it regarding its own operations and the supervision of your account, its sales representatives and other personnel. Your financial institution is also responsible for approving the opening of accounts and obtaining account documents; the acceptance and, in certain instances, execution of securities orders; the assessment of the suitability of those transactions, where applicable; the rendering of investment advice, if any, to you and in general, for the ongoing relationship that it has with you.
- Inquiries concerning the positions and balances in your account may be directed to the **Pershing Customer Service Department at (201) 413-3333**. All other inquiries regarding your account or activity should be directed to your financial institution. Your financial organization's contact information can be found on the first page of this statement.
- For a description of other functions performed by Pershing please consult the Disclosure Statement provided to you upon the opening of your account. This notice is not meant as a definitive enumeration of every possible circumstance, but as a general disclosure. If you have any questions regarding this notice or if you would like additional copies of the Disclosure Statement, please contact your financial institution.
- Pershing is a member of the Securities Investor Protection Corporation (SIPC®). Please note that SIPC does not protect against loss due to market fluctuation. In addition to SIPC protection, Pershing provides coverage in excess of SIPC limits. For more detailed information please visit: [www.pershing.com/about/strength-and-stability](http://www.pershing.com/about/strength-and-stability).
- This statement will be deemed conclusive. You are advised to report any inaccuracy or discrepancy (including unauthorized trading) promptly, but no later than ten days after receipt of this statement, to your financial organization and Pershing. Please be advised that any oral communication should be re-confirmed in writing to further protect your rights, including your rights under the Securities Investor Protection Act.
- Your financial organization's contact information can be found on the first page of this statement. Pershing's contact information is as follows: **Pershing LLC, Legal Department, One Pershing Plaza, Jersey City, New Jersey 07399; (201) 413-3330**. Errors and Omissions excepted.

### Important Arbitration Disclosures

- All parties to this agreement are giving up the right to sue each other in court, including the right to a trial by jury, except as provided by the rules of the arbitration forum in which a claim is filed.
- Arbitration awards are generally final and binding; a party's ability to have a court reverse or modify an arbitration award is very limited.
- The ability of the parties to obtain documents, witness statements and other discovery is generally more limited in arbitration than in court proceedings.
- The arbitrators do not have to explain the reason(s) for their award, unless, in an eligible case, a joint request for an explained decision has been submitted by all parties to the

Total Monthly Interest Earnings





POWERSCHOOL  
DATE: 02/08/2024  
TIME: 15:44:38  
SELECTION CRITERIA : ALL

MEDINA CITY SCHOOLS  
OH Cash Position Report

PAGE NUMBER: 1

ACCOUNTING PERIOD : 7/24

| FUND                | SCC  | DESCRIPTION              | BEGIN BALANCE | MTD<br>RECEIPTS | FYTD<br>RECEIPTS | MTD<br>EXPENDITURES | FYTD<br>EXPENDITURES | CURRENT<br>FUND BALANCE | CURRENT<br>ENCUMBRANCE | UNENCUMBERED<br>FUND BALANCE |
|---------------------|------|--------------------------|---------------|-----------------|------------------|---------------------|----------------------|-------------------------|------------------------|------------------------------|
| 001                 | 0000 | GENERAL FUND             | 23,668,444.44 | 2,536,574.71    | 38,761,684.11    | 6,001,677.51        | 45,607,094.20        | 16,823,034.35           | 2,690,571.58           | 14,132,462.77                |
| 001                 | 0950 | GENERAL FUND - CHROME    | 251,148.18    | 3,335.00        | 81,715.50        | 0.00                | 0.00                 | 332,863.68              | 0.00                   | 332,863.68                   |
| 001                 | 1000 | GENERAL FUND             | 593,809.20    | 0.00            | 0.00             | 0.00                | 0.00                 | 593,809.20              | 0.00                   | 593,809.20                   |
| 001                 | 2000 | GENERAL FUND             | 681,740.87    | 25,827.11       | 419,188.21       | 0.00                | 0.00                 | 1,100,929.08            | 0.00                   | 1,100,929.08                 |
| -----               |      |                          |               |                 |                  |                     |                      |                         |                        |                              |
| Total For Fund 001: |      |                          | 25,195,142.69 | 2,565,736.82    | 39,262,587.82    | 6,001,677.51        | 45,607,094.20        | 18,850,636.31           | 2,690,571.58           | 16,160,064.73                |
|                     |      |                          |               |                 |                  |                     |                      |                         |                        |                              |
| 002                 | 9000 | BOND RETIRE - ELEM/HIGH  | 3,690,068.83  | 62,750.00       | 1,997,012.55     | 0.00                | 3,868,380.39         | 1,818,700.99            | 657,386.50             | 1,161,314.49                 |
| 002                 | 9012 | SALES TAX - COPS         | 0.00          | 0.00            | 1,370,657.68     | 0.00                | 1,370,657.68         | 0.00                    | 357,759.82             | -357,759.82                  |
| -----               |      |                          |               |                 |                  |                     |                      |                         |                        |                              |
| Total For Fund 002: |      |                          | 3,690,068.83  | 62,750.00       | 3,367,670.23     | 0.00                | 5,239,038.07         | 1,818,700.99            | 1,015,146.32           | 803,554.67                   |
|                     |      |                          |               |                 |                  |                     |                      |                         |                        |                              |
| 003                 | 0000 | PERMANENT IMPROVEMENT    | 340,994.61    | 0.00            | 0.00             | 0.00                | 0.00                 | 340,994.61              | 0.00                   | 340,994.61                   |
| 003                 | 9000 | PERMANENT IMPROVEMENT    | 13,601.14     | 0.00            | 0.00             | 0.00                | 0.00                 | 13,601.14               | 0.00                   | 13,601.14                    |
| 003                 | 9001 | REC CENTER-PERMANENT IMP | 243,131.08    | 130,000.00      | 130,000.00       | 93,658.30           | 898,991.66           | -525,860.58             | 29,279.95              | -555,140.53                  |
| -----               |      |                          |               |                 |                  |                     |                      |                         |                        |                              |
| Total For Fund 003: |      |                          | 597,726.83    | 130,000.00      | 130,000.00       | 93,658.30           | 898,991.66           | -171,264.83             | 29,279.95              | -200,544.78                  |
|                     |      |                          |               |                 |                  |                     |                      |                         |                        |                              |
| 006                 | 0000 | LUNCHROOM FUND           | -936,761.73   | 119,379.22      | 935,615.92       | 117,644.24          | 908,563.25           | -909,709.06             | 27,914.80              | -937,623.86                  |
| 006                 | 9006 | LUNCHROOM - FED FUNDS    | 2,215,240.79  | 77,521.00       | 443,637.62       | 70,076.02           | 604,700.00           | 2,054,178.41            | 452,355.09             | 1,601,823.32                 |

POWERSCHOOL  
DATE: 02/08/2024  
TIME: 15:44:38  
SELECTION CRITERIA : ALL

MEDINA CITY SCHOOLS  
OH Cash Position Report

PAGE NUMBER: 2

ACCOUNTING PERIOD : 7/24

| FUND           | SCC  | DESCRIPTION               | BEGIN      | MTD          | FYTD       | MTD          | FYTD         | CURRENT      | CURRENT     | UNENCUMBERED |
|----------------|------|---------------------------|------------|--------------|------------|--------------|--------------|--------------|-------------|--------------|
|                |      |                           | BALANCE    | RECEIPTS     | RECEIPTS   | EXPENDITURES | EXPENDITURES | FUND BALANCE | ENCUMBRANCE | FUND BALANCE |
| 006            | 9022 | P-EBT ADMINISTRATIVE FUND |            |              |            |              |              |              |             |              |
|                |      | 3,691.00                  | 0.00       | 0.00         | 0.00       | 0.00         | 3,691.00     | 0.00         | 3,691.00    |              |
| -----          |      |                           |            |              |            |              |              |              |             |              |
| Total For Fund | 006: |                           |            |              |            |              |              |              |             |              |
|                |      | 1,282,170.06              | 196,900.22 | 1,379,253.54 | 187,720.26 | 1,513,263.25 | 1,148,160.35 | 480,269.89   | 667,890.46  |              |
|                |      |                           |            |              |            |              |              |              |             |              |
| 007            | 9004 | COLLINS SCH/POST-GRADUATE |            |              |            |              |              |              |             |              |
|                |      | 1,535.77                  | 45.07      | 17,133.33    | 0.00       | 0.00         | 18,669.10    | 17,000.00    | 1,669.10    |              |
| 007            | 9022 | BREWER GARRETT SCH        |            |              |            |              |              |              |             |              |
|                |      | 12,547.17                 | 31.07      | 322.46       | 0.00       | 0.00         | 12,869.63    | 0.00         | 12,869.63   |              |
| 007            | 9110 | ART TRUST - GARFIELD      |            |              |            |              |              |              |             |              |
|                |      | 11,827.04                 | 29.29      | 303.93       | 0.00       | 0.00         | 12,130.97    | 0.00         | 12,130.97   |              |
| 007            | 9333 | RIOS STUDENT LEADER SCH   |            |              |            |              |              |              |             |              |
|                |      | 21,075.37                 | 3,376.71   | 3,866.14     | 0.00       | 0.00         | 24,941.51    | 5,000.00     | 19,941.51   |              |
| 007            | 9901 | BIXLER SCHOLARSHIP FUND   |            |              |            |              |              |              |             |              |
|                |      | 130.11                    | 0.32       | 3.34         | 0.00       | 0.00         | 133.45       | 0.00         | 133.45      |              |
| -----          |      |                           |            |              |            |              |              |              |             |              |
| Total For Fund | 007: |                           |            |              |            |              |              |              |             |              |
|                |      | 47,115.46                 | 3,482.46   | 21,629.20    | 0.00       | 0.00         | 68,744.66    | 22,000.00    | 46,744.66   |              |
|                |      |                           |            |              |            |              |              |              |             |              |
| 008            | 9002 | KANEHL MUSIC TRUST        |            |              |            |              |              |              |             |              |
|                |      | 28,743.16                 | 0.00       | 0.00         | 0.00       | 0.00         | 28,743.16    | 500.00       | 28,243.16   |              |
| 008            | 9003 | RICHARD HOFFMAN COLLINS   |            |              |            |              |              |              |             |              |
|                |      | 736,925.09                | 0.00       | 60,621.08    | 0.00       | 0.00         | 797,546.17   | 50,000.00    | 747,546.17  |              |
| 008            | 9112 | ELAINE BUSHMAN FUND       |            |              |            |              |              |              |             |              |
|                |      | 19,161.49                 | 0.00       | 646.24       | 0.00       | 0.00         | 19,807.73    | 1,000.00     | 18,807.73   |              |
| -----          |      |                           |            |              |            |              |              |              |             |              |
| Total For Fund | 008: |                           |            |              |            |              |              |              |             |              |
|                |      | 784,829.74                | 0.00       | 61,267.32    | 0.00       | 0.00         | 846,097.06   | 51,500.00    | 794,597.06  |              |
|                |      |                           |            |              |            |              |              |              |             |              |
| 009            | 9000 | STAR                      |            |              |            |              |              |              |             |              |
|                |      | 988.90                    | 799.60     | 30,627.95    | 0.00       | 0.00         | 31,616.85    | 0.00         | 31,616.85   |              |
| 009            | 9110 | UNIFORM SUPPLIES GA       |            |              |            |              |              |              |             |              |
|                |      | 3,854.30                  | 25.00      | 1,882.80     | 37.71      | 4,564.39     | 1,172.71     | 6,196.28     | -5,023.57   |              |

POWERSCHOOL  
DATE: 02/08/2024  
TIME: 15:44:38  
SELECTION CRITERIA : ALL

MEDINA CITY SCHOOLS  
OH Cash Position Report

PAGE NUMBER: 3

ACCOUNTING PERIOD : 7/24

| FUND           | SCC  | DESCRIPTION              | BEGIN      | MTD          | FYTD       | MTD          | FYTD          | CURRENT      | CURRENT     | UNENCUMBERED  |
|----------------|------|--------------------------|------------|--------------|------------|--------------|---------------|--------------|-------------|---------------|
|                |      |                          | BALANCE    | RECEIPTS     | RECEIPTS   | EXPENDITURES | EXPENDITURES  | FUND BALANCE | ENCUMBRANCE | FUND BALANCE  |
| -----          |      |                          |            |              |            |              |               |              |             |               |
| 009            | 9120 | UNIFORM SUPPLIES - CN    |            |              |            |              |               |              |             |               |
|                |      | 15,765.94                | 99.00      | 6,741.40     | 331.68     | 3,101.50     | 19,405.84     | 6,711.09     |             | 12,694.75     |
| 009            | 9130 | UNIFORM SUPPLIES - FN    |            |              |            |              |               |              |             |               |
|                |      | 6,670.93                 | 320.00     | 8,713.55     | 0.00       | 9,619.27     | 5,765.21      | 1,250.00     |             | 4,515.21      |
| 009            | 9140 | UNIFORM SUPPLIES - HE    |            |              |            |              |               |              |             |               |
|                |      | 16,699.53                | 100.00     | 6,930.50     | 0.00       | 5,954.02     | 17,676.01     | 5,364.01     |             | 12,312.00     |
| 009            | 9160 | UNIFORM SUPPLIES - BL    |            |              |            |              |               |              |             |               |
|                |      | 5,303.22                 | 224.00     | 9,758.75     | 312.48     | 7,731.00     | 7,330.97      | 2,150.00     |             | 5,180.97      |
| 009            | 9170 | UNIFORM SUPPLIES - WA    |            |              |            |              |               |              |             |               |
|                |      | 24,729.68                | 27.00      | 11,455.00    | 63.79      | 8,277.86     | 27,906.82     | 6,367.27     |             | 21,539.55     |
| 009            | 9180 | UNIFORM SUPPLIES - NO    |            |              |            |              |               |              |             |               |
|                |      | 12,013.99                | 144.00     | 8,801.50     | 287.54     | 8,083.87     | 12,731.62     | 1,963.02     |             | 10,768.60     |
| 009            | 9200 | UNIFORM SUPPLIES - CL    |            |              |            |              |               |              |             |               |
|                |      | 20,009.61                | 290.50     | 16,285.10    | 151.84     | 16,384.92    | 19,909.79     | 1,125.40     |             | 18,784.39     |
| 009            | 9210 | UNIFORM SUPPLIES - RT    |            |              |            |              |               |              |             |               |
|                |      | 7,947.71                 | 243.90     | 19,897.05    | 917.00     | 9,911.98     | 17,932.78     | 11,964.37    |             | 5,968.41      |
| 009            | 9300 | UNIFORM SUPPLIES - HS    |            |              |            |              |               |              |             |               |
|                |      | 64,502.77                | 12,845.83  | 116,037.68   | 6,463.87   | 53,733.90    | 126,806.55    | 118,112.89   |             | 8,693.66      |
| 009            | 9301 | MHS GRADUATION           |            |              |            |              |               |              |             |               |
|                |      | 976.10                   | 352.00     | 3,063.50     | 0.00       | 34.75        | 4,004.85      | 10,465.25    |             | -6,460.40     |
| 009            | 9304 | AVIATION/PHOTOGRAPHY     |            |              |            |              |               |              |             |               |
|                |      | 3.87                     | 0.00       | 0.00         | 0.00       | 0.00         | 3.87          | 0.00         |             | 3.87          |
| -----          |      |                          |            |              |            |              |               |              |             |               |
| Total For Fund | 009: |                          |            |              |            |              |               |              |             |               |
|                |      | 179,466.55               | 15,470.83  | 240,194.78   | 8,565.91   | 127,397.46   | 292,263.87    | 171,669.58   |             | 120,594.29    |
|                |      |                          |            |              |            |              |               |              |             |               |
| 014            | 9016 | MEDINA CNTY JUV DET CNTR |            |              |            |              |               |              |             |               |
|                |      | 123,134.45               | 5,130.00   | 71,725.00    | 26,610.28  | 194,915.21   | -55.76        | 0.00         |             | -55.76        |
| 014            | 9116 | EVOLVE                   |            |              |            |              |               |              |             |               |
|                |      | 616,881.56               | 112,245.20 | 592,036.00   | 99,696.06  | 640,705.89   | 568,211.67    | 133,689.27   |             | 434,522.40    |
| -----          |      |                          |            |              |            |              |               |              |             |               |
| Total For Fund | 014: |                          |            |              |            |              |               |              |             |               |
|                |      | 740,016.01               | 117,375.20 | 663,761.00   | 126,306.34 | 835,621.10   | 568,155.91    | 133,689.27   |             | 434,466.64    |
|                |      |                          |            |              |            |              |               |              |             |               |
| 016            | 0000 | EMERGENCY LEVY           |            |              |            |              |               |              |             |               |
|                |      | 16,351,613.27            | 424,792.13 | 3,779,861.10 | 624,588.09 | 5,598,752.69 | 14,532,721.68 | 430,083.58   |             | 14,102,638.10 |

POWERSCHOOL  
DATE: 02/08/2024  
TIME: 15:44:38  
SELECTION CRITERIA : ALL

MEDINA CITY SCHOOLS  
OH Cash Position Report

PAGE NUMBER: 4

ACCOUNTING PERIOD : 7/24

| FUND                | SCC  | DESCRIPTION               | BEGIN BALANCE | MTD<br>RECEIPTS | FYTD<br>RECEIPTS | MTD<br>EXPENDITURES | FYTD<br>EXPENDITURES | CURRENT<br>FUND BALANCE | CURRENT<br>ENCUMBRANCE | UNENCUMBERED<br>FUND BALANCE |
|---------------------|------|---------------------------|---------------|-----------------|------------------|---------------------|----------------------|-------------------------|------------------------|------------------------------|
| 016                 | 0410 | EMERGENCY LEVY            | -263,873.52   | 0.00            | 0.00             | 10,826.97           | 79,898.15            | -343,771.67             | 0.00                   | -343,771.67                  |
| 016                 | 1000 | EMERGENCY LEVY            | -1,310,023.18 | 0.00            | 0.00             | 46,633.06           | 359,806.23           | -1,669,829.41           | 0.00                   | -1,669,829.41                |
| <hr/>               |      |                           |               |                 |                  |                     |                      |                         |                        |                              |
| Total For Fund 016: |      |                           | 14,777,716.57 | 424,792.13      | 3,779,861.10     | 682,048.12          | 6,038,457.07         | 12,519,120.60           | 430,083.58             | 12,089,037.02                |
| <hr/>               |      |                           |               |                 |                  |                     |                      |                         |                        |                              |
| 018                 | 0000 | PRINT SHOP                | 6,683.33      | 0.00            | 0.00             | 0.00                | 0.00                 | 6,683.33                | 0.00                   | 6,683.33                     |
| 018                 | 9000 | PUBLIC SCHOOL SUP - SUPER | 16.70         | 0.00            | 0.00             | 0.00                | 0.00                 | 16.70                   | 0.00                   | 16.70                        |
| 018                 | 9110 | PRINCIPAL'S FUND - GA     | 11,657.93     | 5.35            | 2,244.50         | 529.26              | 6,159.35             | 7,743.08                | 7,674.74               | 68.34                        |
| 018                 | 9111 | GARFIELD SCHOOL STORE     | 49.99         | 0.00            | 0.00             | 0.00                | 0.00                 | 49.99                   | 0.00                   | 49.99                        |
| 018                 | 9113 | GARFIELD MEDIA CENTER     | 563.34        | 0.00            | 40.70            | 90.96               | 475.94               | 128.10                  | 3,020.00               | -2,891.90                    |
| 018                 | 9120 | PRINCIPAL - CN            | 57,375.66     | 0.00            | 107.81           | 962.56              | 45,449.67            | 12,033.80               | 6,051.00               | 5,982.80                     |
| 018                 | 9122 | CANAVAN SCHOOL STORE      | 586.69        | 0.00            | 0.00             | 0.00                | 0.00                 | 586.69                  | 0.00                   | 586.69                       |
| 018                 | 9123 | BOOK FAIR - CANAVAN       | 2,112.05      | 0.00            | 25,838.12        | 0.00                | 3,917.27             | 24,032.90               | 0.00                   | 24,032.90                    |
| 018                 | 9130 | PRINCIPAL - FN            | 38,283.66     | 172.00          | 9,423.02         | 690.09              | 8,541.40             | 39,165.28               | 7,521.58               | 31,643.70                    |
| 018                 | 9133 | BOOK FAIR - FENN          | 1,514.66      | 16.00           | 60.75            | 0.00                | 0.00                 | 1,575.41                | 100.00                 | 1,475.41                     |
| 018                 | 9135 | MEDINA SKI TEAM           | 474.67        | 0.00            | 0.00             | 0.00                | 0.00                 | 474.67                  | 0.00                   | 474.67                       |
| 018                 | 9140 | PRINCIPAL'S FUND - HE     | 46,856.38     | 23.20           | 3,065.84         | 619.62              | 4,053.90             | 45,868.32               | 3,161.57               | 42,706.75                    |
| 018                 | 9143 | HERITAGE MEDIA CENTER     | 2,226.35      | 0.00            | 0.00             | 0.00                | 0.00                 | 2,226.35                | 0.00                   | 2,226.35                     |
| 018                 | 9160 | PRINCIPAL'S FUND - BL     | 41,447.36     | 300.00          | 5,718.06         | 520.69              | 8,731.07             | 38,434.35               | 5,510.58               | 32,923.77                    |
| 018                 | 9161 | PBIS - BLAKE              | 3,248.50      | 0.00            | 0.00             | 0.00                | 1,650.00             | 1,598.50                | 0.00                   | 1,598.50                     |

POWERSCHOOL  
DATE: 02/08/2024  
TIME: 15:44:38  
SELECTION CRITERIA : ALL

MEDINA CITY SCHOOLS  
OH Cash Position Report

PAGE NUMBER: 5

ACCOUNTING PERIOD : 7/24

| FUND  | SCC  | DESCRIPTION<br>BEGIN BALANCE         | MTD<br>RECEIPTS | FYTD<br>RECEIPTS | MTD<br>EXPENDITURES | FYTD<br>EXPENDITURES | CURRENT<br>FUND BALANCE | CURRENT<br>ENCUMBRANCE | UNENCUMBERED<br>FUND BALANCE |
|-------|------|--------------------------------------|-----------------|------------------|---------------------|----------------------|-------------------------|------------------------|------------------------------|
| ----- |      |                                      |                 |                  |                     |                      |                         |                        |                              |
| 018   | 9163 | BLAKE MEDIA CENTER<br>13,118.41      | 5.00            | 86.38            | 0.00                | 50.00                | 13,154.79               | 0.00                   | 13,154.79                    |
| 018   | 9170 | PRINCIPALS FUND - WA<br>78,815.43    | 702.54          | 2,716.31         | 358.92              | 15,067.73            | 66,464.01               | 10,077.23              | 56,386.78                    |
| 018   | 9171 | WAITE SCHOOL STORE<br>220.00         | 0.00            | 110.00           | 0.00                | 228.27               | 101.73                  | 200.00                 | -98.27                       |
| 018   | 9173 | MEDIA CENTER WA<br>5,239.53          | 21.95           | 40.80            | 0.00                | 0.00                 | 5,280.33                | 0.00                   | 5,280.33                     |
| 018   | 9180 | PRINCIPALS FUND NO<br>67,088.84      | 34.15           | 4,967.53         | 1,123.30            | 15,144.89            | 56,911.48               | 16,703.07              | 40,208.41                    |
| 018   | 9181 | NO SCHOOL STORE<br>1,631.19          | 0.00            | 0.00             | 0.00                | 0.00                 | 1,631.19                | 0.00                   | 1,631.19                     |
| 018   | 9183 | MEDIA CENTER NO<br>8,759.38          | 0.00            | 0.00             | 0.00                | 0.00                 | 8,759.38                | 0.00                   | 8,759.38                     |
| 018   | 9184 | FIELD TRIPS NO<br>146.00             | 0.00            | 0.00             | 0.00                | 0.00                 | 146.00                  | 0.00                   | 146.00                       |
| 018   | 9200 | PRINCIPAL'S FUND - CL<br>48,468.81   | 0.00            | 5,929.81         | 1,541.55            | 12,031.94            | 42,366.68               | 8,810.12               | 33,556.56                    |
| 018   | 9203 | CL MEDIA CENTER<br>5,629.54          | 0.00            | 3,599.12         | 0.00                | 3,519.92             | 5,708.74                | 0.00                   | 5,708.74                     |
| 018   | 9210 | PRINCIPAL'S FUND - RT<br>36,774.81   | 59.20           | 2,338.85         | 1,288.09            | 7,059.05             | 32,054.61               | 7,392.95               | 24,661.66                    |
| 018   | 9211 | ROOT M.S. MEDIA CENTER<br>10,629.86  | 0.00            | 3,247.51         | 0.00                | 3,280.54             | 10,596.83               | 0.00                   | 10,596.83                    |
| 018   | 9300 | PRINCIPAL'S FUND - HS<br>23,531.31   | 105.00          | 17,598.24        | 1,608.43            | 15,179.13            | 25,950.42               | 25,602.90              | 347.52                       |
| 018   | 9301 | MEDIA CENTER FUND<br>1,554.50        | 0.00            | 0.00             | 0.00                | 0.00                 | 1,554.50                | 0.00                   | 1,554.50                     |
| 018   | 9302 | SPECIAL FUNDRAISER - HS<br>29,909.37 | 0.00            | 0.00             | 0.00                | 0.00                 | 29,909.37               | 29,000.00              | 909.37                       |
| 018   | 9303 | PERFORMING ARTS<br>159,402.65        | 4,361.00        | 38,445.00        | 4,860.00            | 15,560.70            | 182,286.95              | 91,357.82              | 90,929.13                    |
| 018   | 9304 | BUZZ<br>23,253.34                    | 1,275.41        | 11,514.00        | 1,472.79            | 9,017.04             | 25,750.30               | 16,481.99              | 9,268.31                     |
| 018   | 9305 | FLEXIBLE CREDIT FUND<br>8,434.56     | 0.00            | 0.00             | 0.00                | 0.00                 | 8,434.56                | 0.00                   | 8,434.56                     |
| 018   | 9306 | FEED THE BEES<br>7,622.41            | 0.00            | 1,400.00         | 44.59               | 999.55               | 8,022.86                | 6,500.45               | 1,522.41                     |
| 018   | 9307 | MHS LOCAL GRANTS<br>74.85            | 0.00            | 0.00             | 0.00                | 1,258.34             | -1,183.49               | 2,740.15               | -3,923.64                    |

POWERSCHOOL  
DATE: 02/08/2024  
TIME: 15:44:38  
SELECTION CRITERIA : ALL

MEDINA CITY SCHOOLS  
OH Cash Position Report

PAGE NUMBER: 6

ACCOUNTING PERIOD : 7/24

| FUND | SCC  | DESCRIPTION<br>BEGIN BALANCE           | MTD<br>RECEIPTS | FYTD<br>RECEIPTS | MTD<br>EXPENDITURES | FYTD<br>EXPENDITURES | CURRENT<br>FUND BALANCE | CURRENT<br>ENCUMBRANCE | UNENCUMBERED<br>FUND BALANCE |
|------|------|--|-----------------|------------------|---------------------|----------------------|-------------------------|------------------------|------------------------------|
| 018  | 9308 | MHS HOPE SQUAD<br>1,216.16             | 0.00            | 3,020.00         | 471.00              | 1,266.65             | 2,969.51                | 2,025.45               | 944.06                       |
| 018  | 9884 | FACILITY RENTAL<br>85,394.82           | 0.00            | 661.00           | 0.00                | 0.00                 | 86,055.82               | 0.00                   | 86,055.82                    |
| 018  | 9900 | INSERVICE - CENTRAL<br>3,702.01        | 0.00            | 0.00             | 0.00                | 0.00                 | 3,702.01                | 0.00                   | 3,702.01                     |
| 018  | 9901 | PUBLIC SCH SUPPORT - INST<br>1,743.89  | 0.00            | 0.00             | 0.00                | 0.00                 | 1,743.89                | 0.00                   | 1,743.89                     |
| 018  | 9902 | INSERVICE - SUPER<br>11,224.52         | 0.00            | 0.00             | 0.00                | 0.00                 | 11,224.52               | 0.00                   | 11,224.52                    |
| 018  | 9903 | BOARD/STUDENT DEVELOPMENT<br>2,800.00  | 0.00            | 0.00             | 0.00                | 0.00                 | 2,800.00                | 0.00                   | 2,800.00                     |
| 018  | 9904 | WELLNESS FUND<br>502.00                | 0.00            | 0.00             | 0.00                | 0.00                 | 502.00                  | 0.00                   | 502.00                       |
| 018  | 9905 | PUBLIC SCH SUPT/STUD SERV<br>51,248.39 | 0.00            | 0.00             | 0.00                | 0.00                 | 51,248.39               | 0.00                   | 51,248.39                    |
| 018  | 9906 | COMMUNICA-PUBLIC SCH SUP<br>675.90     | 0.00            | 525.00           | 0.00                | 525.00               | 675.90                  | 0.00                   | 675.90                       |
| 018  | 9907 | STEAM - SUMMER ENRICHMENT<br>5,374.82  | 0.00            | 0.00             | 0.00                | 0.00                 | 5,374.82                | 0.00                   | 5,374.82                     |
| 018  | 9908 | GRANT US HOPE<br>-317.00               | 0.00            | 0.00             | 0.00                | 0.00                 | -317.00                 | 0.00                   | -317.00                      |
| 018  | 9910 | MAINTENANCE DEPARTMENT<br>3,902.36     | 0.00            | 0.00             | 0.00                | 0.00                 | 3,902.36                | 0.00                   | 3,902.36                     |
| 018  | 9915 | BIKE TO SCHOOL<br>788.22               | 0.00            | 0.00             | 0.00                | 0.00                 | 788.22                  | 1,100.00               | -311.78                      |
| 018  | 9916 | SPIRIT NIGHT<br>4,396.64               | 0.00            | 1,500.00         | 0.00                | 2,950.88             | 2,945.76                | 210.46                 | 2,735.30                     |
| 018  | 9917 | HALL OF FAME<br>1,235.05               | 0.00            | 0.00             | 0.00                | 0.00                 | 1,235.05                | 0.00                   | 1,235.05                     |
| 018  | 9918 | SPOTLIGHT ON STUDENTS<br>816.53        | 0.00            | 0.00             | 36.62               | 286.62               | 529.91                  | 153.07                 | 376.84                       |
| 018  | 9919 | STUDENT ART SHOW<br>621.60             | 0.00            | 0.00             | 0.00                | 0.00                 | 621.60                  | 500.00                 | 121.60                       |
| 018  | 9920 | TRSP FUND<br>1,514.98                  | 0.00            | 0.00             | 0.00                | 0.00                 | 1,514.98                | 0.00                   | 1,514.98                     |
| 018  | 9922 | AMERICAN HEART GRANT<br>1,000.00       | 0.00            | 0.00             | 0.00                | 0.00                 | 1,000.00                | 0.00                   | 1,000.00                     |
| 018  | 9930 | RESOURCE CONNECTION<br>1,500.00        | 0.00            | 0.00             | 0.00                | 0.00                 | 1,500.00                | 0.00                   | 1,500.00                     |

POWERSCHOOL  
DATE: 02/08/2024  
TIME: 15:44:38  
SELECTION CRITERIA : ALL

MEDINA CITY SCHOOLS  
OH Cash Position Report

PAGE NUMBER: 7

ACCOUNTING PERIOD : 7/24

| FUND                | SCC  | DESCRIPTION                        | BEGIN BALANCE | MTD<br>RECEIPTS | FYTD<br>RECEIPTS | MTD<br>EXPENDITURES | FYTD<br>EXPENDITURES | CURRENT<br>FUND BALANCE | CURRENT<br>ENCUMBRANCE | UNENCUMBERED<br>FUND BALANCE |
|---------------------|------|------------------------------------|---------------|-----------------|------------------|---------------------|----------------------|-------------------------|------------------------|------------------------------|
| <hr/>               |      |                                    |               |                 |                  |                     |                      |                         |                        |                              |
| <hr/>               |      |                                    |               |                 |                  |                     |                      |                         |                        |                              |
| Total For Fund 018: |      |                                    | 922,742.95    | 7,080.80        | 144,198.35       | 16,218.47           | 182,404.85           | 884,536.45              | 251,895.13             | 632,641.32                   |
| <hr/>               |      |                                    |               |                 |                  |                     |                      |                         |                        |                              |
| 019                 | 9000 | ADAMH GRANT<br>240.00              | 0.00          | 0.00            | 0.00             | 0.00                | 0.00                 | 240.00                  | 0.00                   | 240.00                       |
| 019                 | 9018 | LOWE'S LIGHT UP GA FY08<br>48.08   | 0.00          | 0.00            | 0.00             | 0.00                | 0.00                 | 48.08                   | 0.00                   | 48.08                        |
| 019                 | 9020 | RIF PROGRAM GRANT - NO<br>400.73   | 0.00          | 0.00            | 0.00             | 0.00                | 0.00                 | 400.73                  | 0.00                   | 400.73                       |
| 019                 | 9021 | JENNINGS - B - BRYNIARSKI<br>0.82  | 0.00          | 0.00            | 0.00             | 0.00                | 0.00                 | 0.82                    | 0.00                   | 0.82                         |
| 019                 | 9023 | PUB EDU LEADERSHIP COM GT<br>0.01  | 0.00          | 0.00            | 0.00             | 0.00                | 0.00                 | 0.01                    | 0.00                   | 0.01                         |
| 019                 | 9029 | M H J GRANT/ZAVESKY/FY09<br>6.82   | 0.00          | 0.00            | 0.00             | 0.00                | 0.00                 | 6.82                    | 0.00                   | 6.82                         |
| 019                 | 9030 | PERF BASD ASSMENT GT FY10<br>79.76 | 0.00          | 0.00            | 0.00             | 0.00                | 0.00                 | 79.76                   | 0.00                   | 79.76                        |
| 019                 | 9031 | PBA FY11<br>256.96                 | 0.00          | 0.00            | 0.00             | 0.00                | 0.00                 | 256.96                  | 0.00                   | 256.96                       |
| 019                 | 9113 | ACS-HACH CHEM GT - HAMMAN<br>96.34 | 0.00          | 0.00            | 0.00             | 0.00                | 0.00                 | 96.34                   | 0.00                   | 96.34                        |
| 019                 | 9121 | ADAMH GRANT<br>40,405.00           | 0.00          | 0.00            | 400.00           | 3,425.00            | 36,980.00            | 1,100.00                | 35,880.00              |                              |
| 019                 | 9180 | PPG INNOV CLASSRM GT-NO<br>15.31   | 0.00          | 0.00            | 0.00             | 0.00                | 0.00                 | 15.31                   | 0.00                   | 15.31                        |
| 019                 | 9181 | FIRST ENERGY GRANT<br>0.16         | 0.00          | 0.00            | 0.00             | 0.00                | 0.00                 | 0.16                    | 0.00                   | 0.16                         |
| 019                 | 9213 | VIDEO CLUB GRANT - MHS<br>2.82     | 0.00          | 0.00            | 0.00             | 0.00                | 0.00                 | 2.82                    | 0.00                   | 2.82                         |
| 019                 | 9301 | PPG GRANT - ROBOTICS<br>9.07       | 0.00          | 0.00            | 0.00             | 0.00                | 0.00                 | 9.07                    | 0.00                   | 9.07                         |
| 019                 | 9313 | JENNINGS - NOP - MILLER<br>13.86   | 0.00          | 0.00            | 0.00             | 0.00                | 0.00                 | 13.86                   | 0.00                   | 13.86                        |
| 019                 | 9413 | 3M AND OTHER GRANT<br>152.03       | 0.00          | 0.00            | 0.00             | 0.00                | 0.00                 | 152.03                  | 0.00                   | 152.03                       |
| 019                 | 9513 | NEA STUDENT ACHIEVE GT<br>191.88   | 0.00          | 0.00            | 0.00             | 0.00                | 0.00                 | 191.88                  | 0.00                   | 191.88                       |

POWERSCHOOL  
DATE: 02/08/2024  
TIME: 15:44:38  
SELECTION CRITERIA : ALL

# MEDINA CITY SCHOOLS

## OH Cash Position Report

PAGE NUMBER: 8

ACCOUNTING PERIOD : 7/24

| FUND           | SCC  | DESCRIPTION               | BEGIN      | MTD          | FYTD         | MTD          | FYTD         | CURRENT      | CURRENT      | UNENCUMBERED |
|----------------|------|---------------------------|------------|--------------|--------------|--------------|--------------|--------------|--------------|--------------|
|                |      | BALANCE                   | RECEIPTS   | RECEIPTS     | EXPENDITURES | EXPENDITURES | FUND         | ENCUMBRANCE  | FUND         | BALANCE      |
|                |      |                           |            |              |              |              |              |              |              |              |
| 019            | 9715 | FUEL UP - BLAKE           |            |              |              |              |              |              |              |              |
|                |      | 23.82                     | 0.00       | 0.00         | 0.00         | 0.00         | 23.82        | 0.00         | 23.82        |              |
| 019            | 9920 | M H J SUPPORT STUGGLING   |            |              |              |              |              |              |              |              |
|                |      | 1,000.00                  | 0.00       | 0.00         | 0.00         | 0.00         | 1,000.00     | 0.00         | 1,000.00     |              |
| -----          |      |                           | -----      | -----        | -----        | -----        | -----        | -----        | -----        | -----        |
| Total For Fund | 019: | 42,943.47                 | 0.00       | 0.00         | 400.00       | 3,425.00     | 39,518.47    | 1,100.00     | 38,418.47    |              |
| 020            | 9001 | TRANSPORTATION ENTERPRISE |            |              |              |              |              |              |              |              |
|                |      | 167,634.78                | 0.00       | 4,680.60     | 273.81       | 1,335.64     | 170,979.74   | 3,664.36     | 167,315.38   |              |
| -----          |      |                           | -----      | -----        | -----        | -----        | -----        | -----        | -----        | -----        |
| Total For Fund | 020: | 167,634.78                | 0.00       | 4,680.60     | 273.81       | 1,335.64     | 170,979.74   | 3,664.36     | 167,315.38   |              |
| 022            | 9000 | UNCLAIMED FUNDS           |            |              |              |              |              |              |              |              |
|                |      | 66,495.58                 | 0.00       | 654.00       | 0.00         | 0.00         | 67,149.58    | 5,000.00     | 62,149.58    |              |
| 022            | 9093 | DIVERSION PROG ADAMHS BD  |            |              |              |              |              |              |              |              |
|                |      | 1,000.00                  | 0.00       | 0.00         | 0.00         | 0.00         | 1,000.00     | 0.00         | 1,000.00     |              |
| 022            | 9094 | DIVERSION PROG ADAMHS BD  |            |              |              |              |              |              |              |              |
|                |      | 1,000.00                  | 0.00       | 0.00         | 0.00         | 0.00         | 1,000.00     | 0.00         | 1,000.00     |              |
| 022            | 9300 | OH HS ATH ASSOC FUND      |            |              |              |              |              |              |              |              |
|                |      | 10,114.54                 | -300.00    | 7,753.00     | 319.28       | 8,878.04     | 8,989.50     | 0.00         | 8,989.50     |              |
| -----          |      |                           | -----      | -----        | -----        | -----        | -----        | -----        | -----        | -----        |
| Total For Fund | 022: | 78,610.12                 | -300.00    | 8,407.00     | 319.28       | 8,878.04     | 78,139.08    | 5,000.00     | 73,139.08    |              |
| 024            | 9001 | MED AND DRUG/SELF INS     |            |              |              |              |              |              |              |              |
|                |      | 4,339,814.61              | 913,005.27 | 6,371,858.75 | 827,428.12   | 7,122,720.64 | 3,588,952.72 | 1,646,786.57 | 1,942,166.15 |              |
| 024            | 9002 | DENT SELF INS             |            |              |              |              |              |              |              |              |
|                |      | 688,881.52                | 61,605.70  | 431,938.64   | 67,312.59    | 430,626.52   | 690,193.64   | 10,000.00    | 680,193.64   |              |
| 024            | 9094 | FLEX PRO                  |            |              |              |              |              |              |              |              |
|                |      | 68,882.32                 | 24,876.98  | 112,383.91   | 26,455.62    | 124,314.45   | 56,951.78    | 135,018.54   | -78,066.76   |              |



POWERSCHOOL  
DATE: 02/08/2024  
TIME: 15:44:38  
SELECTION CRITERIA : ALL

MEDINA CITY SCHOOLS  
OH Cash Position Report

PAGE NUMBER: 9

ACCOUNTING PERIOD : 7/24

| FUND           | SCC  | DESCRIPTION              | BEGIN BALANCE | MTD<br>RECEIPTS | FYTD<br>RECEIPTS | MTD<br>EXPENDITURES | FYTD<br>EXPENDITURES | CURRENT<br>FUND BALANCE | CURRENT<br>ENCUMBRANCE | UNENCUMBERED<br>FUND BALANCE |
|----------------|------|--------------------------|---------------|-----------------|------------------|---------------------|----------------------|-------------------------|------------------------|------------------------------|
| -----          |      |                          |               |                 |                  |                     |                      |                         |                        |                              |
| Total For Fund | 024: |                          |               |                 |                  |                     |                      |                         |                        |                              |
|                |      |                          | 5,097,578.45  | 999,487.95      | 6,916,181.30     | 921,196.33          | 7,677,661.61         | 4,336,098.14            | 1,791,805.11           | 2,544,293.03                 |
| 027            | 0000 | WORK COMP-SELF INS       |               |                 |                  |                     |                      |                         |                        |                              |
|                |      |                          | 517,470.87    | 12,732.59       | 96,872.08        | 29,160.48           | 116,268.48           | 498,074.47              | 164,515.18             | 333,559.29                   |
| -----          |      |                          |               |                 |                  |                     |                      |                         |                        |                              |
| Total For Fund | 027: |                          |               |                 |                  |                     |                      |                         |                        |                              |
|                |      |                          | 517,470.87    | 12,732.59       | 96,872.08        | 29,160.48           | 116,268.48           | 498,074.47              | 164,515.18             | 333,559.29                   |
| 071            | 9013 | SALES TAX P I            |               |                 |                  |                     |                      |                         |                        |                              |
|                |      |                          | 3,479,546.49  | 1,101,247.74    | 3,205,873.86     | 139,623.46          | 2,635,450.37         | 4,049,969.98            | 324,818.94             | 3,725,151.04                 |
| -----          |      |                          |               |                 |                  |                     |                      |                         |                        |                              |
| Total For Fund | 071: |                          |               |                 |                  |                     |                      |                         |                        |                              |
|                |      |                          | 3,479,546.49  | 1,101,247.74    | 3,205,873.86     | 139,623.46          | 2,635,450.37         | 4,049,969.98            | 324,818.94             | 3,725,151.04                 |
| 200            | 9110 | GA STUD COUN/K-KIDS CLUB |               |                 |                  |                     |                      |                         |                        |                              |
|                |      |                          | 534.56        | 1.15            | 13.42            | 53.91               | 69.70                | 478.28                  | 571.66                 | -93.38                       |
| 200            | 9121 | CN STUDENT COUNCIL       |               |                 |                  |                     |                      |                         |                        |                              |
|                |      |                          | 1,459.40      | 3.61            | 37.50            | 0.00                | 0.00                 | 1,496.90                | 0.00                   | 1,496.90                     |
| 200            | 9134 | FN STUDENT BUSINESS      |               |                 |                  |                     |                      |                         |                        |                              |
|                |      |                          | 9.98          | 0.02            | 0.25             | 0.00                | 0.00                 | 10.23                   | 0.00                   | 10.23                        |
| 200            | 9140 | HE STUDENT COUNCIL       |               |                 |                  |                     |                      |                         |                        |                              |
|                |      |                          | 173.63        | 0.43            | 4.47             | 0.00                | 0.00                 | 178.10                  | 0.00                   | 178.10                       |
| 200            | 9184 | NO STUDENT COUNCIL       |               |                 |                  |                     |                      |                         |                        |                              |
|                |      |                          | 55.57         | 0.14            | 1.43             | 0.00                | 0.00                 | 57.00                   | 0.00                   | 57.00                        |
| 200            | 9185 | NO K-KIDS KIWANIS CLUB   |               |                 |                  |                     |                      |                         |                        |                              |
|                |      |                          | 12,147.30     | 30.08           | 312.18           | 0.00                | 0.00                 | 12,459.48               | 0.00                   | 12,459.48                    |
| 200            | 9201 | ROBOTICS CLUB CL         |               |                 |                  |                     |                      |                         |                        |                              |
|                |      |                          | 381.49        | -48.14          | 390.98           | 0.00                | 0.00                 | 772.47                  | 0.00                   | 772.47                       |
| 200            | 9202 | CL STUDENT COUNCIL       |               |                 |                  |                     |                      |                         |                        |                              |
|                |      |                          | 2,988.56      | 7.07            | 838.68           | 0.00                | 897.23               | 2,930.01                | 2,385.56               | 544.45                       |
| 200            | 9204 | CL CHEERLEADERS          |               |                 |                  |                     |                      |                         |                        |                              |
|                |      |                          | 557.91        | 1.38            | 14.34            | 0.00                | 0.00                 | 572.25                  | 0.00                   | 572.25                       |
| 200            | 9205 | CL BUILDERS CLUB         |               |                 |                  |                     |                      |                         |                        |                              |
|                |      |                          | 3,836.20      | 9.50            | 98.58            | 0.00                | 0.00                 | 3,934.78                | 0.00                   | 3,934.78                     |

POWERSCHOOL  
DATE: 02/08/2024  
TIME: 15:44:38  
SELECTION CRITERIA : ALL

MEDINA CITY SCHOOLS  
OH Cash Position Report

PAGE NUMBER: 10

ACCOUNTING PERIOD : 7/24

| FUND | SCC  | DESCRIPTION<br>BEGIN BALANCE          | MTD<br>RECEIPTS | FYTD<br>RECEIPTS | MTD<br>EXPENDITURES | FYTD<br>EXPENDITURES | CURRENT<br>FUND BALANCE | CURRENT<br>ENCUMBRANCE | UNENCUMBERED<br>FUND BALANCE |
|------|------|---------------------------------------|-----------------|------------------|---------------------|----------------------|-------------------------|------------------------|------------------------------|
| 200  | 9209 | CL DRAMA CLUB<br>33,551.92            | 80.41           | 856.18           | 0.00                | 1,099.00             | 33,309.10               | 4,651.00               | 28,658.10                    |
| 200  | 9251 | ROBOTICS CLUB RT<br>136.71            | 1.32            | 409.55           | 0.00                | 0.00                 | 546.26                  | 375.00                 | 171.26                       |
| 200  | 9253 | RT BUILDERS' CLUB<br>6,721.88         | 16.64           | 172.74           | 0.00                | 0.00                 | 6,894.62                | 2,000.00               | 4,894.62                     |
| 200  | 9254 | RT HONORS ACADEMY<br>7,221.92         | 18.08           | 651.18           | 0.00                | 385.00               | 7,488.10                | 3,615.00               | 3,873.10                     |
| 200  | 9256 | RT DRAMA CLUB<br>6,138.27             | 15.20           | 157.76           | 0.00                | 0.00                 | 6,296.03                | 2,000.00               | 4,296.03                     |
| 200  | 9258 | RT STUD COUNCIL<br>5,856.42           | 16.37           | 936.09           | 410.21              | 420.20               | 6,372.31                | 79.80                  | 6,292.51                     |
| 200  | 9301 | YG AMERICANS FOR FREEDOM<br>0.21      | 0.00            | 0.00             | 0.00                | 0.00                 | 0.21                    | 0.00                   | 0.21                         |
| 200  | 9302 | ART CLUB<br>1,171.52                  | 2.91            | 431.06           | 0.00                | 397.28               | 1,205.30                | 917.72                 | 287.58                       |
| 200  | 9303 | CULTURAL EXPLORATION<br>209.26        | 0.52            | 5.37             | 0.00                | 0.00                 | 214.63                  | 208.00                 | 6.63                         |
| 200  | 9304 | CAREER ASSOCIATION<br>0.37            | 0.00            | 0.00             | 0.00                | 0.00                 | 0.37                    | 0.00                   | 0.37                         |
| 200  | 9305 | CHEMCLUB<br>2.27                      | 0.01            | 0.06             | 0.00                | 0.00                 | 2.33                    | 0.00                   | 2.33                         |
| 200  | 9307 | VOCAL<br>50,986.09                    | 537.49          | 10,969.98        | 1,702.98            | 17,400.37            | 44,555.70               | 23,414.81              | 21,140.89                    |
| 200  | 9309 | IMPROV CLUB<br>614.62                 | 1.52            | 15.80            | 0.00                | 0.00                 | 630.42                  | 1,400.00               | -769.58                      |
| 200  | 9310 | D E P - NAT'L GERMAN HON<br>0.45      | 0.00            | 0.00             | 0.00                | 0.00                 | 0.45                    | 0.00                   | 0.45                         |
| 200  | 9312 | DRAMA CLUB<br>20,990.47               | 1,493.84        | 9,349.30         | 2,465.01            | 7,759.83             | 22,579.94               | 12,252.95              | 10,326.99                    |
| 200  | 9314 | MEDINA OUTDOORS CLUB<br>473.05        | 1.46            | 132.94           | 0.00                | 0.00                 | 605.99                  | 450.00                 | 155.99                       |
| 200  | 9315 | FELLOWSHIP OF CHRISTIAN ATH<br>358.87 | 0.89            | 9.22             | 0.00                | 0.00                 | 368.09                  | 350.00                 | 18.09                        |
| 200  | 9318 | GIRLS LEADERSHIP CLUB<br>7,496.92     | 18.56           | 192.67           | 0.00                | 0.00                 | 7,689.59                | 7,860.00               | -170.41                      |
| 200  | 9321 | KEY CLUB<br>64,607.35                 | 161.26          | 3,430.70         | 2,313.18            | 3,553.18             | 64,484.87               | 17,446.82              | 47,038.05                    |
| 200  | 9323 | MEDINAMITE<br>1,797.19                | 3.35            | 204.97           | 0.00                | 613.25               | 1,388.91                | 1,675.75               | -286.84                      |

POWERSCHOOL  
 DATE: 02/08/2024  
 TIME: 15:44:38  
 SELECTION CRITERIA : ALL

MEDINA CITY SCHOOLS  
 OH Cash Position Report

PAGE NUMBER: 11

ACCOUNTING PERIOD : 7/24

| FUND  | SCC  | DESCRIPTION<br>BEGIN BALANCE        | MTD<br>RECEIPTS | FYTD<br>RECEIPTS | MTD<br>EXPENDITURES | FYTD<br>EXPENDITURES | CURRENT<br>FUND BALANCE | CURRENT<br>ENCUMBRANCE | UNENCUMBERED<br>FUND BALANCE |
|-------|------|-------------------------------------|-----------------|------------------|---------------------|----------------------|-------------------------|------------------------|------------------------------|
| <hr/> |      |                                     |                 |                  |                     |                      |                         |                        |                              |
| 200   | 9324 | MEDINIAN<br>74,321.83               | 185.47          | 2,599.56         | 0.00                | 95.96                | 76,825.43               | 19,904.04              | 56,921.39                    |
| 200   | 9325 | MHS BAND<br>23,575.78               | 45.34           | 5,170.46         | 286.89              | 9,963.42             | 18,782.82               | 12,900.00              | 5,882.82                     |
| 200   | 9326 | NATIONAL HONOR SOCIETY<br>16,525.17 | 39.05           | 407.21           | 0.00                | 757.43               | 16,174.95               | 3,401.57               | 12,773.38                    |
| 200   | 9327 | ORCHESTRA<br>46,670.41              | 118.26          | 2,504.66         | 0.00                | 190.73               | 48,984.34               | 2,809.27               | 46,175.07                    |
| 200   | 9330 | SCIENCE OLYMPIAD CLUB<br>2,843.13   | 5.57            | 67.50            | 0.00                | 603.00               | 2,307.63                | 2,262.00               | 45.63                        |
| 200   | 9331 | SKI CLUB<br>3.37                    | 0.01            | 0.09             | 0.00                | 0.00                 | 3.46                    | 0.00                   | 3.46                         |
| 200   | 9332 | SPANISH CLUB<br>14,993.20           | 39.90           | 2,577.38         | 724.73              | 1,767.27             | 15,803.31               | 5,732.73               | 10,070.58                    |
| 200   | 9333 | STUDENT COUNCIL<br>59,292.03        | 515.54          | 34,237.33        | 478.25              | 29,467.87            | 64,061.49               | 40,000.00              | 24,061.49                    |
| 200   | 9335 | LATIN CLUB<br>6,873.72              | 17.54           | 725.58           | 404.29              | 464.20               | 7,135.10                | 4,876.05               | 2,259.05                     |
| 200   | 9336 | FRENCH CLUB<br>337.28               | 0.85            | 636.81           | 373.82              | 730.26               | 243.83                  | 794.51                 | -550.68                      |
| 200   | 9337 | AMERICAN SIGN LANGUAGE<br>243.89    | 0.76            | 72.46            | 0.00                | 0.00                 | 316.35                  | 500.00                 | -183.65                      |
| 200   | 9339 | SPEECH/DEBATE CLUB<br>12,891.59     | 48.16           | 11,529.25        | 5,320.57            | 21,223.60            | 3,197.24                | 7,267.44               | -4,070.20                    |
| 200   | 9340 | O.C.O.M.<br>703.10                  | 4.23            | 1,650.34         | 249.90              | 789.83               | 1,563.61                | 910.17                 | 653.44                       |
| 200   | 9346 | PENGUIN BOWL/NOSB<br>127.25         | 0.31            | 3.18             | 0.00                | 0.00                 | 130.43                  | 100.06                 | 30.37                        |
| 200   | 9350 | TECHNOLOGY CLUB<br>424.58           | 20.73           | 1,034.55         | 130.00              | 1,157.55             | 301.58                  | 370.00                 | -68.42                       |
| 200   | 9352 | VIDEO CLUB - SR HI<br>7,627.75      | 18.88           | 270.96           | 0.00                | 79.07                | 7,819.64                | 7,520.77               | 298.87                       |
| 200   | 9353 | CHINESE CLUB<br>1,156.95            | 2.86            | 29.71            | 0.00                | 0.00                 | 1,186.66                | 1,200.00               | -13.34                       |
| 200   | 9355 | GENDER AND SEXUALITY ALLI<br>774.74 | 1.87            | 69.59            | 0.00                | 71.57                | 772.76                  | 1,148.43               | -375.67                      |
| 200   | 9380 | V O F T<br>17,439.13                | 44.98           | 1,454.62         | 0.00                | 261.97               | 18,631.78               | 4,738.03               | 13,893.75                    |
| 200   | 9421 | CLASS OF 2021<br>2.63               | 0.00            | 0.00             | 0.00                | 0.50                 | 2.13                    | 2.50                   | -0.37                        |

POWERSCHOOL  
DATE: 02/08/2024  
TIME: 15:44:38  
SELECTION CRITERIA : ALL

MEDINA CITY SCHOOLS  
OH Cash Position Report

PAGE NUMBER: 12

ACCOUNTING PERIOD : 7/24

| FUND           | SCC  | DESCRIPTION<br>BEGIN BALANCE     | MTD<br>RECEIPTS | FYTD<br>RECEIPTS | MTD<br>EXPENDITURES | FYTD<br>EXPENDITURES | CURRENT<br>FUND BALANCE | CURRENT<br>ENCUMBRANCE | UNENCUMBERED<br>FUND BALANCE |
|----------------|------|----------------------------------|-----------------|------------------|---------------------|----------------------|-------------------------|------------------------|------------------------------|
| 200            | 9422 | CLASS OF 2022<br>133.84          | 0.00            | 0.00             | 0.00                | 22.27                | 111.57                  | 111.73                 | -0.16                        |
| 200            | 9423 | CLASS OF 2023<br>2,279.02        | 4.71            | 50.45            | 0.00                | 377.22               | 1,952.25                | 1,892.78               | 59.47                        |
| 200            | 9424 | CLASS OF 2024<br>4,930.75        | 10.25           | 618.79           | 0.00                | 1,303.49             | 4,246.05                | 3,411.51               | 834.54                       |
| 200            | 9425 | CLASS OF 2025<br>4,111.05        | 22,063.03       | 23,168.65        | 0.00                | 1,172.19             | 26,107.51               | 58,827.00              | -32,719.49                   |
| 200            | 9426 | CLASS OF 2026<br>1,898.43        | 8.47            | 1,736.24         | 25.00               | 126.59               | 3,508.08                | 1,773.41               | 1,734.67                     |
| 200            | 9427 | CLASS OF 2027<br>0.00            | 3.37            | 1,477.92         | 82.74               | 82.74                | 1,395.18                | 1,417.26               | -22.08                       |
| 200            | 9999 | STUD ACTIV FD WAGES/BENE<br>0.01 | 0.00            | 0.00             | 0.00                | 0.00                 | 0.01                    | 0.00                   | 0.01                         |
| <hr/>          |      |                                  |                 |                  |                     |                      |                         |                        |                              |
| Total For Fund | 200: | 530,660.99                       | 25,575.21       | 121,730.69       | 15,021.48           | 103,303.77           | 549,087.91              | 265,525.33             | 283,562.58                   |
| 300            | 3000 | ATHLETIC FUND<br>-199,375.87     | 0.00            | 486,751.02       | 22,372.55           | 345,473.90           | -58,098.75              | 76,357.41              | -134,456.16                  |
| 300            | 3001 | ATHLETICS OTH<br>212,126.80      | 55,066.46       | 100,047.23       | 0.00                | 212,126.80           | 100,047.23              | 0.00                   | 100,047.23                   |
| 300            | 3003 | ATH BOYS BB<br>26,852.28         | 14,089.69       | 19,649.67        | 0.00                | 26,852.28            | 19,649.67               | 0.00                   | 19,649.67                    |
| 300            | 3004 | ATH GIRLS BB<br>14,076.98        | 7,070.95        | 13,804.93        | 0.00                | 14,076.98            | 13,804.93               | 0.00                   | 13,804.93                    |
| 300            | 3007 | ATH BOYS CC<br>18,265.00         | 0.00            | 11,895.00        | 0.00                | 18,265.00            | 11,895.00               | 0.00                   | 11,895.00                    |
| 300            | 3008 | ATH HS FOOTBALL<br>119,549.46    | 0.00            | 139,316.18       | 0.00                | 119,549.46           | 139,316.18              | 0.00                   | 139,316.18                   |
| 300            | 3010 | ATH SOCCER<br>717.00             | 198.00          | 198.00           | 0.00                | 717.00               | 198.00                  | 0.00                   | 198.00                       |
| 300            | 3012 | ATH BOYS SOCCER<br>9,865.29      | 0.00            | 14,172.78        | 0.00                | 9,865.29             | 14,172.78               | 0.00                   | 14,172.78                    |
| 300            | 3013 | ATH GIRLS SOCCER<br>12,215.92    | 0.00            | 15,261.84        | 0.00                | 12,215.92            | 15,261.84               | 0.00                   | 15,261.84                    |
| 300            | 3015 | ATH BOYS TRACK<br>4,450.00       | 0.00            | 0.00             | 0.00                | 4,450.00             | 0.00                    | 0.00                   | 0.00                         |

POWERSCHOOL  
DATE: 02/08/2024  
TIME: 15:44:38  
SELECTION CRITERIA : ALL

MEDINA CITY SCHOOLS  
OH Cash Position Report

PAGE NUMBER: 13

ACCOUNTING PERIOD : 7/24

| FUND | SCC  | DESCRIPTION          | BEGIN | BALANCE   | MTD<br>RECEIPTS | FYTD<br>RECEIPTS | MTD<br>EXPENDITURES | FYTD<br>EXPENDITURES | CURRENT<br>FUND BALANCE | CURRENT<br>ENCUMBRANCE | UNENCUMBERED<br>FUND BALANCE |
|------|------|----------------------|-------|-----------|-----------------|------------------|---------------------|----------------------|-------------------------|------------------------|------------------------------|
| 300  | 3016 | ATH GIRLS TRACK      |       | 7,316.00  | 0.00            | 0.00             | 0.00                | 7,316.00             | 0.00                    | 0.00                   | 0.00                         |
| 300  | 3017 | ATH GIRLS VBALL      |       | 12,433.94 | 0.00            | 12,876.95        | 0.00                | 12,433.94            | 12,876.95               | 0.00                   | 12,876.95                    |
| 300  | 3018 | ATH WRESTLING        |       | 31,069.37 | 22,279.85       | 32,630.85        | 0.00                | 31,069.37            | 32,630.85               | 0.00                   | 32,630.85                    |
| 300  | 3019 | ATH BOYS LACROSSE    |       | 9,435.86  | 0.00            | 0.00             | 0.00                | 9,435.86             | 0.00                    | 0.00                   | 0.00                         |
| 300  | 3020 | ATH GIRLS LACROSSE   |       | 3,290.88  | 0.00            | 0.00             | 0.00                | 3,290.88             | 0.00                    | 0.00                   | 0.00                         |
| 300  | 3021 | ATH BOYS SWIMMING    |       | 4,319.96  | 1,512.00        | 3,336.00         | 0.00                | 4,319.96             | 3,336.00                | 0.00                   | 3,336.00                     |
| 300  | 3022 | ATH GIRLS SWIMMING   |       | 0.00      | 0.00            | 400.00           | 0.00                | 0.00                 | 400.00                  | 0.00                   | 400.00                       |
| 300  | 9110 | GARFIELD FIELD TRIPS |       | 4,341.97  | 0.00            | 1,055.00         | 30.00               | 13.90                | 5,383.07                | 970.00                 | 4,413.07                     |
| 300  | 9120 | CANAVAN FIELD TRIP   |       | -477.80   | 0.00            | 3,525.00         | 0.00                | 3,740.00             | -692.80                 | 1,000.00               | -1,692.80                    |
| 300  | 9121 | WORLD WATCHER'S CLUB |       | 7,362.04  | 0.00            | 0.00             | 0.00                | 0.00                 | 7,362.04                | 0.00                   | 7,362.04                     |
| 300  | 9130 | FENN FIELD TRIPS     |       | 165.00    | 1,248.00        | 4,548.00         | 600.00              | 4,230.00             | 483.00                  | 0.00                   | 483.00                       |
| 300  | 9140 | HERITAGE FIELD TRIPS |       | 274.31    | 0.00            | 4,045.32         | 0.00                | 3,956.32             | 363.31                  | 970.50                 | -607.19                      |
| 300  | 9160 | BLAKE FIELD TRIPS    |       | -1,238.81 | 0.00            | 0.00             | 0.00                | 757.23               | -1,996.04               | 0.00                   | -1,996.04                    |
| 300  | 9170 | WAITE FIELD TRIPS    |       | 639.00    | 0.00            | 1,450.00         | 0.00                | 3,365.00             | -1,276.00               | 0.00                   | -1,276.00                    |
| 300  | 9180 | NORTHROP FIELD TRIPS |       | 1,408.11  | 0.00            | 3,830.75         | 0.00                | 4,831.98             | 406.88                  | 3,639.63               | -3,232.75                    |
| 300  | 9201 | CL BAND FUND         |       | 11,452.51 | 0.00            | 9,126.00         | 158.87              | 2,154.25             | 18,424.26               | 15,680.98              | 2,743.28                     |
| 300  | 9202 | CL ORCHESTRA FD.     |       | 258.00    | 0.00            | 0.00             | 0.00                | 0.00                 | 258.00                  | 0.00                   | 258.00                       |
| 300  | 9203 | CL LIBRARY           |       | 370.00    | 0.00            | 0.00             | 0.00                | 0.00                 | 370.00                  | 0.00                   | 370.00                       |
| 300  | 9204 | CL CHOIR FUND        |       | 634.10    | 0.00            | 0.00             | 0.00                | 0.00                 | 634.10                  | 0.00                   | 634.10                       |
| 300  | 9208 | DC AND OTHER TRIPS   |       | 1,064.50  | 288.00          | 111,088.00       | 0.00                | 103,433.18           | 8,719.32                | 1,757.00               | 6,962.32                     |

POWERSCHOOL  
DATE: 02/08/2024  
TIME: 15:44:38  
SELECTION CRITERIA : ALL

MEDINA CITY SCHOOLS  
OH Cash Position Report

PAGE NUMBER: 14

ACCOUNTING PERIOD : 7/24

| FUND                | SCC  | DESCRIPTION             | BEGIN | BALANCE | MTD<br>RECEIPTS | FYTD<br>RECEIPTS | MTD<br>EXPENDITURES | FYTD<br>EXPENDITURES | CURRENT<br>FUND BALANCE | CURRENT<br>ENCUMBRANCE | UNENCUMBERED<br>FUND BALANCE |
|---------------------|------|-------------------------|-------|---------|-----------------|------------------|---------------------|----------------------|-------------------------|------------------------|------------------------------|
| -----               |      |                         |       |         |                 |                  |                     |                      |                         |                        |                              |
| 300                 | 9250 | RT BAND FUND            |       |         |                 |                  |                     |                      |                         |                        |                              |
|                     |      | 9,385.33                |       |         | 0.00            | 7,407.85         | 0.00                | 2,706.44             | 14,086.74               | 5,217.01               | 8,869.73                     |
| 300                 | 9251 | RT ORCHESTRA FUND       |       |         |                 |                  |                     |                      |                         |                        |                              |
|                     |      | 1,246.65                |       |         | 0.00            | 0.00             | 0.00                | 0.00                 | 1,246.65                | 0.00                   | 1,246.65                     |
| 300                 | 9252 | RT CHOIR FUND           |       |         |                 |                  |                     |                      |                         |                        |                              |
|                     |      | 3,270.15                |       |         | 0.00            | 0.00             | 0.00                | 0.00                 | 3,270.15                | 0.00                   | 3,270.15                     |
| 300                 | 9253 | RT BEEHIVE              |       |         |                 |                  |                     |                      |                         |                        |                              |
|                     |      | 2,059.46                |       |         | 149.25          | 930.95           | 0.00                | 384.01               | 2,606.40                | 215.99                 | 2,390.41                     |
| 300                 | 9254 | ZEN DEN RT              |       |         |                 |                  |                     |                      |                         |                        |                              |
|                     |      | 654.70                  |       |         | 131.50          | 903.00           | 179.29              | 363.81               | 1,193.89                | 686.19                 | 507.70                       |
| 300                 | 9258 | RT DIST SUPER ACTIV     |       |         |                 |                  |                     |                      |                         |                        |                              |
|                     |      | 124.00                  |       |         | 2,025.50        | 113,839.50       | 0.00                | 111,646.76           | 2,316.74                | 28,348.24              | -26,031.50                   |
| 300                 | 9302 | MENS VOLLEYBALL         |       |         |                 |                  |                     |                      |                         |                        |                              |
|                     |      | 5,480.17                |       |         | 0.00            | 2,055.00         | 0.00                | 460.00               | 7,075.17                | 0.00                   | 7,075.17                     |
| 300                 | 9303 | HUDDLE/SHUDDLE          |       |         |                 |                  |                     |                      |                         |                        |                              |
|                     |      | 0.63                    |       |         | 0.00            | 3,870.00         | 260.59              | 366.42               | 3,504.21                | 1,633.58               | 1,870.63                     |
| 300                 | 9304 | LINK CREW               |       |         |                 |                  |                     |                      |                         |                        |                              |
|                     |      | 3,123.40                |       |         | 0.00            | 5,259.75         | 0.00                | 5,715.81             | 2,667.34                | 1,450.20               | 1,217.14                     |
| 300                 | 9313 | MUSICAL                 |       |         |                 |                  |                     |                      |                         |                        |                              |
|                     |      | 21,435.88               |       |         | 2,480.00        | 3,287.96         | 211.32              | 3,856.32             | 20,867.52               | 21,812.10              | -944.58                      |
| 300                 | 9325 | MHS BAND TRIP           |       |         |                 |                  |                     |                      |                         |                        |                              |
|                     |      | 7,171.20                |       |         | 0.00            | 0.00             | 0.00                | 0.00                 | 7,171.20                | 0.00                   | 7,171.20                     |
| 300                 | 9334 | BEEHIVE CAFE            |       |         |                 |                  |                     |                      |                         |                        |                              |
|                     |      | 18,163.95               |       |         | 0.00            | 0.00             | 0.00                | 211.70               | 17,952.25               | 1,788.30               | 16,163.95                    |
| 300                 | 9390 | GLOBAL TRIPS            |       |         |                 |                  |                     |                      |                         |                        |                              |
|                     |      | 375.00                  |       |         | 0.00            | 0.00             | 0.00                | 0.00                 | 375.00                  | 9,000.00               | -8,625.00                    |
| 300                 | 9403 | PRESCHOOL TRIP          |       |         |                 |                  |                     |                      |                         |                        |                              |
|                     |      | 0.00                    |       |         | 0.00            | 2,405.00         | 0.00                | 2,310.00             | 95.00                   | 0.00                   | 95.00                        |
| 300                 | 9410 | SPARKLE CHEERLEADING    |       |         |                 |                  |                     |                      |                         |                        |                              |
|                     |      | 4,860.20                |       |         | 0.00            | 141.00           | 0.00                | 2,206.79             | 2,794.41                | 1,793.21               | 1,001.20                     |
| -----               |      |                         |       |         |                 |                  |                     |                      |                         |                        |                              |
| Total For Fund 300: |      |                         |       |         |                 |                  |                     |                      |                         |                        |                              |
|                     |      | 390,212.52              |       |         | 106,539.20      | 1,129,108.53     | 23,812.62           | 1,088,168.56         | 431,152.49              | 172,320.34             | 258,832.15                   |
| -----               |      |                         |       |         |                 |                  |                     |                      |                         |                        |                              |
| 401                 | 9013 | ST FRANCIS AUX SERVICES |       |         |                 |                  |                     |                      |                         |                        |                              |
|                     |      | 80,070.56               |       |         | 0.00            | 176.30           | 0.00                | 80,246.86            | 0.00                    | 0.00                   | 0.00                         |
| 401                 | 9014 | ST FRANCIS AUXILIARY    |       |         |                 |                  |                     |                      |                         |                        |                              |
|                     |      | 0.00                    |       |         | 131.47          | 166,595.86       | 21,307.97           | 112,175.14           | 54,420.72               | 70,968.90              | -16,548.18                   |

POWERSCHOOL  
DATE: 02/08/2024  
TIME: 15:44:38  
SELECTION CRITERIA : ALL

MEDINA CITY SCHOOLS  
OH Cash Position Report

PAGE NUMBER: 15

ACCOUNTING PERIOD : 7/24

| FUND           | SCC  | DESCRIPTION           | BEGIN | BALANCE | MTD<br>RECEIPTS | FYTD<br>RECEIPTS | MTD<br>EXPENDITURES | FYTD<br>EXPENDITURES | CURRENT<br>FUND BALANCE | CURRENT<br>ENCUMBRANCE | UNENCUMBERED<br>FUND BALANCE |
|----------------|------|-----------------------|-------|---------|-----------------|------------------|---------------------|----------------------|-------------------------|------------------------|------------------------------|
| 401            | 9017 | AUX ST FRANCIS        |       |         |                 |                  |                     |                      |                         |                        |                              |
|                |      | 37.41                 |       |         | 0.00            | 0.00             | 0.00                | 0.00                 | 37.41                   | 0.00                   | 37.41                        |
| 401            | 9023 | NURTURY AUX SERVICES  |       |         |                 |                  |                     |                      |                         |                        |                              |
|                |      | 17,345.30             |       |         | 0.00            | 53.49            | 0.00                | 17,398.79            | 0.00                    | 0.00                   | 0.00                         |
| 401            | 9024 | NURTURY AUXILIARY     |       |         |                 |                  |                     |                      |                         |                        |                              |
|                |      | 0.00                  |       |         | 11.12           | 7,717.15         | 0.00                | 3,183.98             | 4,533.17                | 2,420.00               | 2,113.17                     |
| 401            | 9027 | AUX FUNDS NURTURY     |       |         |                 |                  |                     |                      |                         |                        |                              |
|                |      | 72.90                 |       |         | 0.00            | 0.00             | 0.00                | 0.00                 | 72.90                   | 0.00                   | 72.90                        |
| 401            | 9033 | MCA AUX SERVICES      |       |         |                 |                  |                     |                      |                         |                        |                              |
|                |      | 38,034.74             |       |         | 0.00            | 86.58            | 0.00                | 38,121.32            | 0.00                    | 0.00                   | 0.00                         |
| 401            | 9034 | MCS AUXILIARY         |       |         |                 |                  |                     |                      |                         |                        |                              |
|                |      | 0.00                  |       |         | 0.00            | 236,450.29       | 7,164.23            | 287,554.59           | -51,104.30              | 58,415.15              | -109,519.45                  |
| 401            | 9066 | SM WONDERS            |       |         |                 |                  |                     |                      |                         |                        |                              |
|                |      | 1,644.12              |       |         | 0.00            | 0.00             | 0.00                | 0.00                 | 1,644.12                | 0.00                   | 1,644.12                     |
| <hr/>          |      |                       |       |         |                 |                  |                     |                      |                         |                        |                              |
| Total For Fund | 401: |                       |       |         |                 |                  |                     |                      |                         |                        |                              |
|                |      | 137,205.03            |       |         | 142.59          | 411,079.67       | 28,472.20           | 538,680.68           | 9,604.02                | 131,804.05             | -122,200.03                  |
| <hr/>          |      |                       |       |         |                 |                  |                     |                      |                         |                        |                              |
| 432            | 9097 | MANAGE INFO SYS       |       |         |                 |                  |                     |                      |                         |                        |                              |
|                |      | 0.80                  |       |         | 0.00            | 0.00             | 0.00                | 0.00                 | 0.80                    | 0.00                   | 0.80                         |
| <hr/>          |      |                       |       |         |                 |                  |                     |                      |                         |                        |                              |
| Total For Fund | 432: |                       |       |         |                 |                  |                     |                      |                         |                        |                              |
|                |      | 0.80                  |       |         | 0.00            | 0.00             | 0.00                | 0.00                 | 0.80                    | 0.00                   | 0.80                         |
| <hr/>          |      |                       |       |         |                 |                  |                     |                      |                         |                        |                              |
| 450            | 9008 | SCHOOLNET PLUS FY2008 |       |         |                 |                  |                     |                      |                         |                        |                              |
|                |      | 1.00                  |       |         | 0.00            | 0.00             | 0.00                | 0.00                 | 1.00                    | 0.00                   | 1.00                         |
| <hr/>          |      |                       |       |         |                 |                  |                     |                      |                         |                        |                              |
| Total For Fund | 450: |                       |       |         |                 |                  |                     |                      |                         |                        |                              |
|                |      | 1.00                  |       |         | 0.00            | 0.00             | 0.00                | 0.00                 | 1.00                    | 0.00                   | 1.00                         |
| <hr/>          |      |                       |       |         |                 |                  |                     |                      |                         |                        |                              |
| 451            | 9012 | CONNECTIVITY          |       |         |                 |                  |                     |                      |                         |                        |                              |
|                |      | 26,382.50             |       |         | 0.00            | 10,407.10        | 0.00                | 0.00                 | 36,789.60               | 0.00                   | 36,789.60                    |

POWERSCHOOL  
DATE: 02/08/2024  
TIME: 15:44:38  
SELECTION CRITERIA : ALL

MEDINA CITY SCHOOLS  
OH Cash Position Report

PAGE NUMBER: 16

ACCOUNTING PERIOD : 7/24

| FUND           | SCC  | DESCRIPTION               | BEGIN BALANCE | MTD<br>RECEIPTS | FYTD<br>RECEIPTS | MTD<br>EXPENDITURES | FYTD<br>EXPENDITURES | CURRENT<br>FUND BALANCE | CURRENT<br>ENCUMBRANCE | UNENCUMBERED<br>FUND BALANCE |
|----------------|------|---------------------------|---------------|-----------------|------------------|---------------------|----------------------|-------------------------|------------------------|------------------------------|
| -----          |      |                           |               |                 |                  |                     |                      |                         |                        |                              |
| Total For Fund | 451: |                           |               |                 |                  |                     |                      |                         |                        |                              |
|                |      | 26,382.50                 | 0.00          | 10,407.10       | 0.00             | 0.00                | 36,789.60            | 0.00                    |                        | 36,789.60                    |
| 452            | 9008 | SCHOOLNET PD FY08         |               |                 |                  |                     |                      |                         |                        |                              |
|                |      | 66.15                     | 0.00          | 0.00            | 0.00             | 0.00                | 66.15                | 0.00                    |                        | 66.15                        |
| -----          |      |                           |               |                 |                  |                     |                      |                         |                        |                              |
| Total For Fund | 452: |                           |               |                 |                  |                     |                      |                         |                        |                              |
|                |      | 66.15                     | 0.00          | 0.00            | 0.00             | 0.00                | 66.15                | 0.00                    |                        | 66.15                        |
| 467            | 9021 | STUD WELLNESS AND SUCCESS |               |                 |                  |                     |                      |                         |                        |                              |
|                |      | 618.49                    | 0.00          | 0.00            | 0.00             | 0.00                | 618.49               | 0.00                    |                        | 618.49                       |
| -----          |      |                           |               |                 |                  |                     |                      |                         |                        |                              |
| Total For Fund | 467: |                           |               |                 |                  |                     |                      |                         |                        |                              |
|                |      | 618.49                    | 0.00          | 0.00            | 0.00             | 0.00                | 618.49               | 0.00                    |                        | 618.49                       |
| 499            | 9012 | INTERN PSYCH FY12         |               |                 |                  |                     |                      |                         |                        |                              |
|                |      | 45.81                     | 0.00          | 0.00            | 0.00             | 0.00                | 45.81                | 0.00                    |                        | 45.81                        |
| 499            | 9013 | INTERN PSYCH FY13         |               |                 |                  |                     |                      |                         |                        |                              |
|                |      | 39.97                     | 0.00          | 0.00            | 0.00             | 0.00                | 39.97                | 0.00                    |                        | 39.97                        |
| 499            | 9014 | INTERN PSYCH FY24         |               |                 |                  |                     |                      |                         |                        |                              |
|                |      | 0.00                      | 0.00          | 0.00            | 3,136.43         | 16,961.42           | -16,961.42           | 0.00                    |                        | -16,961.42                   |
| 499            | 9019 | SCHOOL SAFETY             |               |                 |                  |                     |                      |                         |                        |                              |
|                |      | 10,086.41                 | 0.00          | 0.00            | 0.00             | 0.00                | 10,086.41            | 0.00                    |                        | 10,086.41                    |
| 499            | 9024 | LOCAL GOV INNOVATION FUND |               |                 |                  |                     |                      |                         |                        |                              |
|                |      | 7,750.00                  | 0.00          | 0.00            | 0.00             | 0.00                | 7,750.00             | 0.00                    |                        | 7,750.00                     |
| 499            | 9039 | INTERN PSYCH GRANT FY09   |               |                 |                  |                     |                      |                         |                        |                              |
|                |      | 2.20                      | 0.00          | 0.00            | 0.00             | 0.00                | 2.20                 | 0.00                    |                        | 2.20                         |
| 499            | 9112 | E-TECH BLENDED LEARNING   |               |                 |                  |                     |                      |                         |                        |                              |
|                |      | 321.71                    | 0.00          | 0.00            | 0.00             | 0.00                | 321.71               | 0.00                    |                        | 321.71                       |
| -----          |      |                           |               |                 |                  |                     |                      |                         |                        |                              |
| Total For Fund | 499: |                           |               |                 |                  |                     |                      |                         |                        |                              |
|                |      | 18,246.10                 | 0.00          | 0.00            | 3,136.43         | 16,961.42           | 1,284.68             | 0.00                    |                        | 1,284.68                     |



POWERSCHOOL  
DATE: 02/08/2024  
TIME: 15:44:38  
SELECTION CRITERIA : ALL

MEDINA CITY SCHOOLS  
OH Cash Position Report

PAGE NUMBER: 17

ACCOUNTING PERIOD : 7/24

| FUND           | SCC  | DESCRIPTION<br>BEGIN BALANCE   | MTD<br>RECEIPTS | FYTD<br>RECEIPTS | MTD<br>EXPENDITURES | FYTD<br>EXPENDITURES | CURRENT<br>FUND BALANCE | CURRENT<br>ENCUMBRANCE | UNENCUMBERED<br>FUND BALANCE |
|----------------|------|--------------------------------|-----------------|------------------|---------------------|----------------------|-------------------------|------------------------|------------------------------|
| 506            | 9014 | RES ED GRANT<br>950.00         | 0.00            | 0.00             | 0.00                | 0.00                 | 950.00                  | 0.00                   | 950.00                       |
| -----          |      |                                |                 |                  |                     |                      |                         |                        |                              |
| Total For Fund | 506: | 950.00                         | 0.00            | 0.00             | 0.00                | 0.00                 | 950.00                  | 0.00                   | 950.00                       |
| 507            | 9022 | ARP ESSER<br>8.39              | 0.00            | 1,572,490.04     | 0.00                | 393,024.19           | 1,179,474.24            | 0.00                   | 1,179,474.24                 |
| 507            | 9023 | ARP STATE ACTIVITY SUP<br>0.00 | 0.00            | 0.00             | 0.00                | 142,010.00           | -142,010.00             | 0.00                   | -142,010.00                  |
| 507            | 9024 | 0.00                           | 0.00            | 142,010.00       | 18,576.69           | 110,389.07           | 31,620.93               | 612,208.85             | -580,587.92                  |
| 507            | 9121 | ESSER II<br>3,895.59           | 0.00            | 259,780.16       | 0.00                | 257,950.86           | 5,724.89                | 0.00                   | 5,724.89                     |
| 507            | 9222 | ARP ESSER HOMELESS<br>-0.36    | 0.00            | 0.00             | 0.00                | 0.00                 | -0.36                   | 0.00                   | -0.36                        |
| -----          |      |                                |                 |                  |                     |                      |                         |                        |                              |
| Total For Fund | 507: | 3,903.62                       | 0.00            | 1,974,280.20     | 18,576.69           | 903,374.12           | 1,074,809.70            | 612,208.85             | 462,600.85                   |
| 516            | 9015 | TITLE VI-B<br>2,690.82         | 0.00            | 0.00             | 0.00                | 0.00                 | 2,690.82                | 0.00                   | 2,690.82                     |
| 516            | 9016 | TITLE VI-B<br>229.90           | 0.00            | 0.00             | 0.00                | 0.00                 | 229.90                  | 0.00                   | 229.90                       |
| 516            | 9021 | TITLE VI-B<br>4.85             | 0.00            | 0.00             | 0.00                | 0.00                 | 4.85                    | 0.00                   | 4.85                         |
| 516            | 9023 | TITLE VI-B<br>104,814.80       | 0.00            | 239,387.49       | 0.00                | 60,652.29            | 283,550.00              | 0.00                   | 283,550.00                   |
| 516            | 9024 | TITLE VI-B<br>0.00             | 0.00            | 433,093.50       | 112,110.15          | 762,041.66           | -328,948.16             | 84,206.40              | -413,154.56                  |
| 516            | 9123 | APR IDEA<br>64,142.11          | 0.00            | 132,257.89       | 0.00                | 0.00                 | 196,400.00              | 0.00                   | 196,400.00                   |
| -----          |      |                                |                 |                  |                     |                      |                         |                        |                              |
| Total For Fund | 516: | 171,882.48                     | 0.00            | 804,738.88       | 112,110.15          | 822,693.95           | 153,927.41              | 84,206.40              | 69,721.01                    |

POWERSCHOOL  
DATE: 02/08/2024  
TIME: 15:44:38  
SELECTION CRITERIA : ALL

## MEDINA CITY SCHOOLS

### OH Cash Position Report

PAGE NUMBER: 18

ACCOUNTING PERIOD : 7/24

| FUND           | SCC  | DESCRIPTION   | BEGIN | BALANCE | MTD<br>RECEIPTS | FYTD<br>RECEIPTS | MTD<br>EXPENDITURES | FYTD<br>EXPENDITURES | CURRENT<br>FUND<br>BALANCE | CURRENT<br>ENCUMBRANCE | UNENCUMBERED<br>FUND<br>BALANCE |
|----------------|------|---------------|-------|---------|-----------------|------------------|---------------------|----------------------|----------------------------|------------------------|---------------------------------|
| <hr/>          |      |               |       |         |                 |                  |                     |                      |                            |                        |                                 |
| 551            | 9120 | TITLE III LEP |       |         |                 |                  |                     |                      |                            |                        |                                 |
|                |      | 2,792.08      |       |         | 0.00            | 0.00             | 0.00                | 0.00                 | 2,792.08                   | 0.00                   | 2,792.08                        |
| 551            | 9122 | TITLE III LEP |       |         |                 |                  |                     |                      |                            |                        |                                 |
|                |      | 722.05        |       |         | 0.00            | 0.00             | 0.00                | 0.00                 | 722.05                     | 0.00                   | 722.05                          |
| 551            | 9123 | TITLE III LEP |       |         |                 |                  |                     |                      |                            |                        |                                 |
|                |      | 0.00          |       |         | 0.00            | 5,439.25         | 0.00                | 0.00                 | 5,439.25                   | 0.00                   | 5,439.25                        |
| <hr/>          |      |               |       |         |                 |                  |                     |                      |                            |                        |                                 |
| Total For Fund | 551: |               |       |         |                 |                  |                     |                      |                            |                        |                                 |
|                |      | 3,514.13      |       |         | 0.00            | 5,439.25         | 0.00                | 0.00                 | 8,953.38                   | 0.00                   | 8,953.38                        |
| <hr/>          |      |               |       |         |                 |                  |                     |                      |                            |                        |                                 |
| 572            | 9023 | TITLE I       |       |         |                 |                  |                     |                      |                            |                        |                                 |
|                |      | 39,762.64     |       |         | 0.00            | 98,124.25        | 0.00                | 33,936.89            | 103,950.00                 | 0.00                   | 103,950.00                      |
| 572            | 9024 | TITLE I       |       |         |                 |                  |                     |                      |                            |                        |                                 |
|                |      | 0.00          |       |         | 0.00            | 140,491.42       | 44,034.33           | 267,759.45           | -127,268.03                | 3,553.92               | -130,821.95                     |
| 572            | 9116 | TITLE I-D     |       |         |                 |                  |                     |                      |                            |                        |                                 |
|                |      | 2.83          |       |         | 0.00            | 0.00             | 0.00                | 0.00                 | 2.83                       | 0.00                   | 2.83                            |
| 572            | 9121 | TITLE I-D     |       |         |                 |                  |                     |                      |                            |                        |                                 |
|                |      | -417.64       |       |         | 0.00            | 0.00             | 0.00                | 0.00                 | -417.64                    | 0.00                   | -417.64                         |
| 572            | 9122 | TITLE I-D     |       |         |                 |                  |                     |                      |                            |                        |                                 |
|                |      | 72.63         |       |         | 0.00            | 0.00             | 0.00                | 0.00                 | 72.63                      | 0.00                   | 72.63                           |
| 572            | 9123 | TITLE I-D     |       |         |                 |                  |                     |                      |                            |                        |                                 |
|                |      | -1,234.19     |       |         | 0.00            | 31,550.70        | 0.00                | 20,591.51            | 9,725.00                   | 0.00                   | 9,725.00                        |
| 572            | 9124 | TITLE I-D     |       |         |                 |                  |                     |                      |                            |                        |                                 |
|                |      | 0.00          |       |         | 0.00            | 8,031.72         | 1,636.54            | 12,674.78            | -4,643.06                  | 2,175.42               | -6,818.48                       |
| <hr/>          |      |               |       |         |                 |                  |                     |                      |                            |                        |                                 |
| Total For Fund | 572: |               |       |         |                 |                  |                     |                      |                            |                        |                                 |
|                |      | 38,186.27     |       |         | 0.00            | 278,198.09       | 45,670.87           | 334,962.63           | -18,578.27                 | 5,729.34               | -24,307.61                      |
| <hr/>          |      |               |       |         |                 |                  |                     |                      |                            |                        |                                 |
| 584            | 9023 | TITLE IV-A    |       |         |                 |                  |                     |                      |                            |                        |                                 |
|                |      | 3,364.53      |       |         | 0.00            | 187.16           | 0.00                | -147.17              | 3,698.86                   | 0.00                   | 3,698.86                        |
| 584            | 9024 | TITLE IV-A    |       |         |                 |                  |                     |                      |                            |                        |                                 |
|                |      | 0.00          |       |         | 0.00            | 0.00             | 2,073.71            | 29,281.59            | -29,281.59                 | 8,647.64               | -37,929.23                      |

POWERSCHOOL  
DATE: 02/08/2024  
TIME: 15:44:38  
SELECTION CRITERIA : ALL

MEDINA CITY SCHOOLS  
OH Cash Position Report

ACCOUNTING PERIOD : 7/24

| FUND           | SCC  | DESCRIPTION                        | BEGIN BALANCE | MTD<br>RECEIPTS | FYTD<br>RECEIPTS | MTD<br>EXPENDITURES | FYTD<br>EXPENDITURES | CURRENT<br>FUND BALANCE | CURRENT<br>ENCUMBRANCE | UNENCUMBERED<br>FUND BALANCE |
|----------------|------|------------------------------------|---------------|-----------------|------------------|---------------------|----------------------|-------------------------|------------------------|------------------------------|
| -----          |      |                                    |               |                 |                  |                     |                      |                         |                        |                              |
| Total For Fund | 584: |                                    |               |                 |                  |                     |                      |                         |                        |                              |
|                |      | 3,364.53                           | 0.00          | 187.16          | 2,073.71         | 29,134.42           | -25,582.73           | 8,647.64                | -34,230.37             |                              |
|                |      |                                    |               |                 |                  |                     |                      |                         |                        |                              |
| 587            | 9023 | EARLY CHILDHOOD<br>5,194.82        | 0.00          | 9,156.91        | 0.00             | 2,151.85            | 12,199.88            | 0.00                    | 12,199.88              |                              |
| 587            | 9024 | EARLY CHILDHOOD<br>0.00            | 0.00          | 9,942.93        | 2,802.78         | 18,181.45           | -8,238.52            | 956.33                  | -9,194.85              |                              |
| 587            | 9123 | ARP IDEA EARLY ED<br>0.00          | 0.00          | 3,031.29        | 0.00             | 2,992.31            | 38.98                | 2,439.98                | -2,401.00              |                              |
| -----          |      |                                    |               |                 |                  |                     |                      |                         |                        |                              |
| Total For Fund | 587: |                                    |               |                 |                  |                     |                      |                         |                        |                              |
|                |      | 5,194.82                           | 0.00          | 22,131.13       | 2,802.78         | 23,325.61           | 4,000.34             | 3,396.31                | 604.03                 |                              |
|                |      |                                    |               |                 |                  |                     |                      |                         |                        |                              |
| 590            | 9022 | TITLE II-A<br>-1,558.14            | 0.00          | 0.00            | 0.00             | 812.45              | -2,370.59            | 0.00                    | -2,370.59              |                              |
| 590            | 9023 | TITLE II-A<br>-1,861.36            | 0.00          | 35,787.58       | 0.00             | 12,676.22           | 21,250.00            | 0.00                    | 21,250.00              |                              |
| 590            | 9024 | TITLE II-A<br>0.00                 | 0.00          | 73,293.29       | 6,966.43         | 83,316.23           | -10,022.94           | 31,776.28               | -41,799.22             |                              |
| -----          |      |                                    |               |                 |                  |                     |                      |                         |                        |                              |
| Total For Fund | 590: |                                    |               |                 |                  |                     |                      |                         |                        |                              |
|                |      | -3,419.50                          | 0.00          | 109,080.87      | 6,966.43         | 96,804.90           | 8,856.47             | 31,776.28               | -22,919.81             |                              |
|                |      |                                    |               |                 |                  |                     |                      |                         |                        |                              |
| 599            | 9022 | NSLP EQUIP ASSIST<br>339.35        | 0.00          | 0.00            | 0.00             | 0.00                | 339.35               | 0.00                    | 339.35                 |                              |
| 599            | 9023 | OFCC SAFETY/SECURITY<br>152,521.48 | 0.00          | 0.00            | 3,750.00         | 27,430.80           | 125,090.68           | 124,792.86              | 297.82                 |                              |
| -----          |      |                                    |               |                 |                  |                     |                      |                         |                        |                              |
| Total For Fund | 599: |                                    |               |                 |                  |                     |                      |                         |                        |                              |
|                |      | 152,860.83                         | 0.00          | 0.00            | 3,750.00         | 27,430.80           | 125,430.03           | 124,792.86              | 637.17                 |                              |
| -----          |      |                                    |               |                 |                  |                     |                      |                         |                        |                              |
| GRAND TOTALS:  |      | 59,080,610.63                      | 5,769,013.74  | 64,148,819.75   | 8,469,561.63     | 74,870,127.66       | 48,359,302.72        | 9,007,416.29            | 39,351,886.43          |                              |

POWERSCHOOL  
DATE: 02/08/2024  
TIME: 15:44:38  
SELECTION CRITERIA : ALL

MEDINA CITY SCHOOLS  
OH Cash Position Report

ACCOUNTING PERIOD : 7/24

| FUND | SCC | DESCRIPTION<br>BEGIN BALANCE | MTD<br>RECEIPTS | FYTD<br>RECEIPTS | MTD<br>EXPENDITURES | FYTD<br>EXPENDITURES | CURRENT<br>FUND BALANCE | CURRENT<br>ENCUMBRANCE | UNENCUMBERED<br>FUND BALANCE |
|------|-----|------------------------------|-----------------|------------------|---------------------|----------------------|-------------------------|------------------------|------------------------------|
| 001  |     | 25,195,142.69                | 2,565,736.82    | 39,262,587.82    | 6,001,677.51        | 45,607,094.20        | 18,850,636.31           | 2,690,571.58           | 16,160,064.73                |
| 002  |     | 3,690,068.83                 | 62,750.00       | 3,367,670.23     | 0.00                | 5,239,038.07         | 1,818,700.99            | 1,015,146.32           | 803,554.67                   |
| 003  |     | 597,726.83                   | 130,000.00      | 130,000.00       | 93,658.30           | 898,991.66           | -171,264.83             | 29,279.95              | -200,544.78                  |
| 006  |     | 1,282,170.06                 | 196,900.22      | 1,379,253.54     | 187,720.26          | 1,513,263.25         | 1,148,160.35            | 480,269.89             | 667,890.46                   |
| 007  |     | 47,115.46                    | 3,482.46        | 21,629.20        | 0.00                | 0.00                 | 68,744.66               | 22,000.00              | 46,744.66                    |
| 008  |     | 784,829.74                   | 0.00            | 61,267.32        | 0.00                | 0.00                 | 846,097.06              | 51,500.00              | 794,597.06                   |
| 009  |     | 179,466.55                   | 15,470.83       | 240,194.78       | 8,565.91            | 127,397.46           | 292,263.87              | 171,669.58             | 120,594.29                   |
| 014  |     | 740,016.01                   | 117,375.20      | 663,761.00       | 126,306.34          | 835,621.10           | 568,155.91              | 133,689.27             | 434,466.64                   |
| 016  |     | 14,777,716.57                | 424,792.13      | 3,779,861.10     | 682,048.12          | 6,038,457.07         | 12,519,120.60           | 430,083.58             | 12,089,037.02                |
| 018  |     | 922,742.95                   | 7,080.80        | 144,198.35       | 16,218.47           | 182,404.85           | 884,536.45              | 251,895.13             | 632,641.32                   |
| 019  |     | 42,943.47                    | 0.00            | 0.00             | 400.00              | 3,425.00             | 39,518.47               | 1,100.00               | 38,418.47                    |
| 020  |     | 167,634.78                   | 0.00            | 4,680.60         | 273.81              | 1,335.64             | 170,979.74              | 3,664.36               | 167,315.38                   |
| 022  |     | 78,610.12                    | -300.00         | 8,407.00         | 319.28              | 8,878.04             | 78,139.08               | 5,000.00               | 73,139.08                    |
| 024  |     | 5,097,578.45                 | 999,487.95      | 6,916,181.30     | 921,196.33          | 7,677,661.61         | 4,336,098.14            | 1,791,805.11           | 2,544,293.03                 |

POWERSCHOOL  
DATE: 02/08/2024  
TIME: 15:44:38  
SELECTION CRITERIA : ALL

MEDINA CITY SCHOOLS  
OH Cash Position Report

ACCOUNTING PERIOD : 7/24

| FUND | SCC | DESCRIPTION<br>BEGIN BALANCE | MTD<br>RECEIPTS | FYTD<br>RECEIPTS | MTD<br>EXPENDITURES | FYTD<br>EXPENDITURES | CURRENT<br>FUND BALANCE | CURRENT<br>ENCUMBRANCE | UNENCUMBERED<br>FUND BALANCE |
|------|-----|------------------------------|-----------------|------------------|---------------------|----------------------|-------------------------|------------------------|------------------------------|
| 027  |     | 517,470.87                   | 12,732.59       | 96,872.08        | 29,160.48           | 116,268.48           | 498,074.47              | 164,515.18             | 333,559.29                   |
| 071  |     | 3,479,546.49                 | 1,101,247.74    | 3,205,873.86     | 139,623.46          | 2,635,450.37         | 4,049,969.98            | 324,818.94             | 3,725,151.04                 |
| 200  |     | 530,660.99                   | 25,575.21       | 121,730.69       | 15,021.48           | 103,303.77           | 549,087.91              | 265,525.33             | 283,562.58                   |
| 300  |     | 390,212.52                   | 106,539.20      | 1,129,108.53     | 23,812.62           | 1,088,168.56         | 431,152.49              | 172,320.34             | 258,832.15                   |
| 401  |     | 137,205.03                   | 142.59          | 411,079.67       | 28,472.20           | 538,680.68           | 9,604.02                | 131,804.05             | -122,200.03                  |
| 432  |     | 0.80                         | 0.00            | 0.00             | 0.00                | 0.00                 | 0.80                    | 0.00                   | 0.80                         |
| 450  |     | 1.00                         | 0.00            | 0.00             | 0.00                | 0.00                 | 1.00                    | 0.00                   | 1.00                         |
| 451  |     | 26,382.50                    | 0.00            | 10,407.10        | 0.00                | 0.00                 | 36,789.60               | 0.00                   | 36,789.60                    |
| 452  |     | 66.15                        | 0.00            | 0.00             | 0.00                | 0.00                 | 66.15                   | 0.00                   | 66.15                        |
| 467  |     | 618.49                       | 0.00            | 0.00             | 0.00                | 0.00                 | 618.49                  | 0.00                   | 618.49                       |
| 499  |     | 18,246.10                    | 0.00            | 0.00             | 3,136.43            | 16,961.42            | 1,284.68                | 0.00                   | 1,284.68                     |
| 506  |     | 950.00                       | 0.00            | 0.00             | 0.00                | 0.00                 | 950.00                  | 0.00                   | 950.00                       |
| 507  |     | 3,903.62                     | 0.00            | 1,974,280.20     | 18,576.69           | 903,374.12           | 1,074,809.70            | 612,208.85             | 462,600.85                   |
| 516  |     | 171,882.48                   | 0.00            | 804,738.88       | 112,110.15          | 822,693.95           | 153,927.41              | 84,206.40              | 69,721.01                    |

POWERSCHOOL  
DATE: 02/08/2024  
TIME: 15:44:38  
SELECTION CRITERIA : ALL

MEDINA CITY SCHOOLS  
OH Cash Position Report

ACCOUNTING PERIOD : 7/24

| FUND          | SCC | DESCRIPTION<br>BEGIN BALANCE | MTD<br>RECEIPTS | FYTD<br>RECEIPTS | MTD<br>EXPENDITURES | FYTD<br>EXPENDITURES | CURRENT<br>FUND BALANCE | CURRENT<br>ENCUMBRANCE | UNENCUMBERED<br>FUND BALANCE |
|---------------|-----|------------------------------|-----------------|------------------|---------------------|----------------------|-------------------------|------------------------|------------------------------|
| 551           |     | 3,514.13                     | 0.00            | 5,439.25         | 0.00                | 0.00                 | 8,953.38                | 0.00                   | 8,953.38                     |
| 572           |     | 38,186.27                    | 0.00            | 278,198.09       | 45,670.87           | 334,962.63           | -18,578.27              | 5,729.34               | -24,307.61                   |
| 584           |     | 3,364.53                     | 0.00            | 187.16           | 2,073.71            | 29,134.42            | -25,582.73              | 8,647.64               | -34,230.37                   |
| 587           |     | 5,194.82                     | 0.00            | 22,131.13        | 2,802.78            | 23,325.61            | 4,000.34                | 3,396.31               | 604.03                       |
| 590           |     | -3,419.50                    | 0.00            | 109,080.87       | 6,966.43            | 96,804.90            | 8,856.47                | 31,776.28              | -22,919.81                   |
| 599           |     | 152,860.83                   | 0.00            | 0.00             | 3,750.00            | 27,430.80            | 125,430.03              | 124,792.86             | 637.17                       |
| GRAND TOTALS: |     | 59,080,610.63                | 5,769,013.74    | 64,148,819.75    | 8,469,561.63        | 74,870,127.66        | 48,359,302.72           | 9,007,416.29           | 39,351,886.43                |

# Medina City Schools Check Register For January 2024

2/8/24

3:39 PM

| Check Date                | Check Number | Vendor Name                         | Transaction Amount    |
|---------------------------|--------------|-------------------------------------|-----------------------|
| 01/02/2024                | V753786      | MEMO - A&M ENDEAVORS LLC            | \$35.00               |
| <b>01/02/2024 - Total</b> |              |                                     | <b>\$35.00</b>        |
| 01/03/2024                | V753788      | MEMO - MEDICAL MUTUAL               | \$93,627.25           |
| <b>01/03/2024 - Total</b> |              |                                     | <b>\$93,627.25</b>    |
| 01/05/2024                | 1013328      | F.C.P.E                             | \$130.00              |
| 01/05/2024                | 1013329      | KIDS FIRST                          | \$12.00               |
| 01/05/2024                | 1013330      | MEDINA MUNICIPAL COURT              | \$163.00              |
| 01/05/2024                | 1013331      | OAPSE                               | \$4,219.55            |
| 01/05/2024                | 1013332      | KEITH L RUCINSKI, CHAPTER 13 TRSTEE | \$899.54              |
| 01/05/2024                | 1013333      | OHIO EDUCATION ASSOCIATION          | \$415.10              |
| 01/05/2024                | 1013334      | PEOPLE QUALIFIED COMMITTEE          | \$15.41               |
| 01/05/2024                | V1013313     | MEMO-FLEXSAVE                       | \$12,500.99           |
| 01/05/2024                | V1013314     | MEDINA CITY SCHOOLS FOUNDATION      | \$64.00               |
| 01/05/2024                | V1013315     | MEMO - SERS - BOARD                 | \$60,686.62           |
| 01/05/2024                | V1013316     | MEMO - STRS - BOARD                 | \$240,348.64          |
| 01/05/2024                | V1013317     | MEMO -EFTPS - TAXES                 | \$238,928.05          |
| 01/05/2024                | V1013318     | MEMO -MEDINA CITY SCHOOLS           | \$484,419.06          |
| 01/05/2024                | V1013319     | MEMO MET LIFE INSURANCE             | \$5,144.56            |
| 01/05/2024                | V1013320     | MEMO --S E R S - EMPLOYEE           | \$43,858.19           |
| 01/05/2024                | V1013321     | MEMO --S T R S - EMPLOYEE           | \$251,706.71          |
| 01/05/2024                | V1013322     | OHIO BUSINESS GATEWAY               | \$44,387.93           |
| 01/05/2024                | V1013323     | OHIO CHILD SUPPORT PAYMENT CENTRAL  | \$1,239.11            |
| 01/05/2024                | V1013324     | OHIO DEFERRED COMPENSATION -MEMO    | \$11,018.44           |
| 01/05/2024                | V1013325     | MEMO - OMNI                         | \$38,047.77           |
| 01/05/2024                | V1013326     | TRUSTMARK VOLUNTARY BENEFITS        | \$1,624.22            |
| 01/05/2024                | V1013327     | UNITED WAY MEDINA & SUMMIT CO       | \$135.24              |
| <b>01/05/2024 - Total</b> |              |                                     | <b>\$1,439,964.13</b> |
| 01/08/2024                | V753784      | MEMO MET LIFE INSURANCE             | \$3,552.15            |
| 01/08/2024                | V753787      | MEMO - WESTFIELD BANK               | \$775.17              |
| 01/08/2024                | V753792      | MEMO - MEDICAL MUTUAL               | \$69,159.67           |
| <b>01/08/2024 - Total</b> |              |                                     | <b>\$73,486.99</b>    |
| 01/09/2024                | V753789      | MEMO - MEDICAL MUTUAL               | \$229,608.93          |
| <b>01/09/2024 - Total</b> |              |                                     | <b>\$229,608.93</b>   |

# Medina City Schools Check Register For January 2024

2/8/24

3:39 PM

| Check Date                | Check Number | Vendor Name                         | Transaction Amount  |
|---------------------------|--------------|-------------------------------------|---------------------|
| 01/10/2024                | V753904      | MEMO-CAPITAL ONE                    | \$36,420.14         |
| <b>01/10/2024 - Total</b> |              |                                     | <b>\$36,420.14</b>  |
| 01/12/2024                | V753729      | GORDON FOOD SERVICE                 | \$14,304.48         |
| <b>01/12/2024 - Total</b> |              |                                     | <b>\$14,304.48</b>  |
| 01/16/2024                | V753785      | MEMO - HUNTINGTON NAT'L BANK        | \$6,111.46          |
| <b>01/16/2024 - Total</b> |              |                                     | <b>\$6,111.46</b>   |
| 01/17/2024                | V753790      | MEMO - MEDICAL MUTUAL               | \$139,728.25        |
| <b>01/17/2024 - Total</b> |              |                                     | <b>\$139,728.25</b> |
| 01/18/2024                | 753657       | 3Z'S INSTRUMENTS, LLC               | \$5,500.00          |
| 01/18/2024                | 753658       | A&N RESTAURANT EQUIPMENT            | \$321.60            |
| 01/18/2024                | 753659       | ADVANCE AUTO PARTS                  | \$573.61            |
| 01/18/2024                | 753660       | AKRON BASEBALL LLC                  | \$600.00            |
| 01/18/2024                | 753661       | AKRON CHILDRENS HOSPITAL            | \$45,167.49         |
| 01/18/2024                | 753662       | AMY DUDLEY                          | \$62.74             |
| 01/18/2024                | 753663       | APOLLO PEST CONTROL INC.            | \$723.00            |
| 01/18/2024                | 753664       | APPLE MOBILE LEASING INC            | \$10,000.00         |
| 01/18/2024                | 753665       | APPLIED INDUSTRIAL TECHNOLOGIES     | \$53.03             |
| 01/18/2024                | 753666       | AQUACLEAR                           | \$60.85             |
| 01/18/2024                | 753667       | ARMSTRONG UTILITIES INC.            | \$1,069.60          |
| 01/18/2024                | 753668       | AUSTINTOWN-FITCH HIGH SCHOOL        | \$400.00            |
| 01/18/2024                | 753669       | BANNER SUPPLY COMPANY INC           | \$425.00            |
| 01/18/2024                | 753670       | BREWER-GARRETT COMPANY              | \$13,500.00         |
| 01/18/2024                | 753671       | CITY OF MEDINA (WATER DEPT.)        | \$13,623.69         |
| 01/18/2024                | 753672       | CLAIRE MICHELLE BRILL               | \$1,706.40          |
| 01/18/2024                | 753673       | CLEVELAND COMMUNICATIONS INC        | \$310.00            |
| 01/18/2024                | 753674       | CLEVELAND MUSEUM OF ART             | \$30.00             |
| 01/18/2024                | 753675       | CLEVELAND PLUMBING SUPPLY CO.       | \$218.31            |
| 01/18/2024                | 753676       | CLYDE-GREEN SPRINGS EXE. VILLAGE SD | \$200.00            |
| 01/18/2024                | 753677       | COCHRANE SUPPLY & ENGINEERING INC.  | \$1,715.12          |
| 01/18/2024                | 753678       | COLUMBIA GAS OF OHIO INC            | \$482.47            |
| 01/18/2024                | 753679       | CRANDALL COMPANY INC                | \$94.00             |
| 01/18/2024                | 753680       | CROWN TROPHY OF MEDINA              | \$775.43            |
| 01/18/2024                | 753681       | D & R COMMERCIAL FLOORING           | \$8,296.00          |



# Medina City Schools

## Check Register For

### January 2024

2/8/24

3:39 PM

| Check Date | Check Number | Vendor Name                       | Transaction Amount |
|------------|--------------|-----------------------------------|--------------------|
| 01/18/2024 | 753682       | DELL MARKETING LP                 | \$1,483.40         |
| 01/18/2024 | 753683       | DIRECT AIR SYSTEMS INC.           | \$1,575.00         |
| 01/18/2024 | 753684       | EAST CENTRAL OHIO ESC             | \$42,226.44        |
| 01/18/2024 | 753685       | FEDERAL EXPRESS CORP              | \$284.41           |
| 01/18/2024 | 753686       | FORERUNNER TECHNOLOGIES, INC.     | \$14,011.20        |
| 01/18/2024 | 753687       | FRONTIER NORTH INC                | \$799.39           |
| 01/18/2024 | 753688       | GIONINO'S PIZZERIA                | \$106.00           |
| 01/18/2024 | 753689       | GREAT LAKES BIOMEDICAL LLC        | \$400.00           |
| 01/18/2024 | 753690       | HARRISON FORD INC                 | \$1,041.42         |
| 01/18/2024 | 753691       | SCHERBA INDUSTRIES                | \$106.95           |
| 01/18/2024 | 753692       | LEARNWELL                         | \$194.52           |
| 01/18/2024 | 753693       | MACKIN BOOK COMPANY               | \$173.63           |
| 01/18/2024 | 753694       | MACK'S INC.                       | \$931.20           |
| 01/18/2024 | 753695       | MADISON J LUCAS                   | \$200.00           |
| 01/18/2024 | 753696       | MCS FOOD SERVICE DEPT.            | \$368.47           |
| 01/18/2024 | 753697       | MEDINA CITY SCHOOLS               | \$62,745.00        |
| 01/18/2024 | 753698       | MEDINA COUNTY BOARD OF DD.        | \$12,107.52        |
| 01/18/2024 | 753699       | MEDINA COUNTY SOLID WASTE DIST    | \$237.62           |
| 01/18/2024 | 753700       | MEDINA FARMERS EXCHANGE CO INC    | \$734.02           |
| 01/18/2024 | 753701       | MONTVILLE POLICE DEPARTMENT       | \$78.00            |
| 01/18/2024 | 753702       | ALFRED NICKLES BAKERY INC         | \$1,297.90         |
| 01/18/2024 | 753703       | NORTH ROYALTON HIGH SCHOOL        | \$150.00           |
| 01/18/2024 | 753704       | O.P AQUATICS                      | \$1,088.18         |
| 01/18/2024 | 753705       | OHIO DEPARTMENT OF COMMERCE       | \$101.25           |
| 01/18/2024 | 753706       | OHIO EDISON COMPANY               | \$10,346.06        |
| 01/18/2024 | 753707       | PROFESSIONAL ROOFING SERVICE INC. | \$58,455.00        |
| 01/18/2024 | 753708       | PROTEGIS FIRE & SAFETY            | \$214.97           |
| 01/18/2024 | 753709       | REA & ASSOCIATES INC              | \$1,275.00         |
| 01/18/2024 | 753710       | ROWLEYS WHOLESALE                 | \$425.60           |
| 01/18/2024 | 753711       | RUMPKE OF OHIO INC                | \$1,211.70         |
| 01/18/2024 | 753712       | SC STRATEGIC SOLUTIONS LLC        | \$1,847.43         |
| 01/18/2024 | 753713       | DF SUPPLY, INC.                   | \$415.41           |
| 01/18/2024 | 753714       | SHERWIN WILLIAMS COMPANY          | \$429.57           |

# Medina City Schools

## Check Register For

### January 2024

2/8/24

3:39 PM

| Check Date | Check Number | Vendor Name                         | Transaction Amount |
|------------|--------------|-------------------------------------|--------------------|
| 01/18/2024 | 753715       | STANDARD WELDING & STEEL PRODUCTS   | \$201.81           |
| 01/18/2024 | 753716       | STARTSOLE                           | \$1,500.00         |
| 01/18/2024 | 753717       | SUEVER ELECTRIC, LLC.               | \$17,704.00        |
| 01/18/2024 | 753718       | SWEETWATER SOUND LLC                | \$1,624.97         |
| 01/18/2024 | 753719       | TEACHER SYNERGY, LLC                | \$166.79           |
| 01/18/2024 | 753720       | TERI LEWIS (PETTY CASHIER)          | \$144.56           |
| 01/18/2024 | 753721       | TRIMARK SS KEMP                     | \$1,349.23         |
| 01/18/2024 | 753722       | VALERIE PURTILO                     | \$603.75           |
| 01/18/2024 | 753723       | VERIZON WIRELESS                    | \$26.46            |
| 01/18/2024 | 753724       | WADSWORTH CITY SCHOOLS              | \$20.00            |
| 01/18/2024 | 753725       | WADSWORTH HIGH SCHOOL               | \$100.00           |
| 01/18/2024 | 753726       | WOLFF BROS. SUPPLY INC.             | \$8,552.95         |
| 01/18/2024 | 753727       | WORLD TRUCK TOWING & RECOVERY, INC. | \$1,350.00         |
| 01/18/2024 | V753572      | CINTAS CORPORATION NO 2 (V-CARD)    | \$5,022.94         |
| 01/18/2024 | V753573      | DOORS AND MORE CO. INC. (V-CARD)    | \$1,500.00         |
| 01/18/2024 | V753574      | FOLLETT SCHOOL SOLUTIONS (V-CARD)   | \$6,586.59         |
| 01/18/2024 | V753575      | POINT SPRING & DRIVESHAFT (V-CARD)  | \$3,111.00         |
| 01/18/2024 | V753576      | SHEAKLEY UNISERVE INC (V-CARD)      | \$18,334.00        |
| 01/18/2024 | V753577      | ACHIEVEMENT ADVANTAGE               | \$2,025.00         |
| 01/18/2024 | V753578      | ADORAMA INC.                        | \$1,788.32         |
| 01/18/2024 | V753579      | AIRGAS USA LLC                      | \$39.12            |
| 01/18/2024 | V753580      | ALAN T ROLAND                       | \$150.00           |
| 01/18/2024 | V753584      | AMAZON.COM                          | \$10,375.55        |
| 01/18/2024 | V753585      | ANTHONY BELSITO                     | \$910.00           |
| 01/18/2024 | V753586      | ARKAY FLORALS - FLOWER GALLERY      | \$120.00           |
| 01/18/2024 | V753587      | AVALON FOODSERVICE INC              | \$8,807.75         |
| 01/18/2024 | V753588      | ABBY JEAN BANNING                   | \$15.39            |
| 01/18/2024 | V753589      | BETH A BAYDA                        | \$188.64           |
| 01/18/2024 | V753590      | BLICK ART MATERIALS LLC             | \$917.24           |
| 01/18/2024 | V753591      | NEW DAIRY HOLDCO LLC.               | \$4,784.24         |
| 01/18/2024 | V753592      | BSN SPORTS LLC                      | \$1,843.84         |
| 01/18/2024 | V753593      | CARDINAL BUS SALES & SERV INC       | \$1,589.52         |
| 01/18/2024 | V753594      | CAROLINA BIOLOGICAL SUPPLY CO.      | \$80.19            |

# Medina City Schools

## Check Register For

### January 2024

2/8/24

3:39 PM

| Check Date | Check Number | Vendor Name                        | Transaction Amount |
|------------|--------------|------------------------------------|--------------------|
| 01/18/2024 | V753595      | HOPE MARIE CARPENTER               | \$96.15            |
| 01/18/2024 | V753596      | CCT FINANCIAL                      | \$2,405.68         |
| 01/18/2024 | V753597      | CENTERRA CO-OP                     | \$17,729.35        |
| 01/18/2024 | V753598      | CLEVELAND CLINIC CENTER            | \$31,807.72        |
| 01/18/2024 | V753599      | COLUMBUS CLAY CO.                  | \$917.00           |
| 01/18/2024 | V753600      | COUNS. CNTR OF WAYNE & HOLMES CTY. | \$35,796.50        |
| 01/18/2024 | V753601      | CUMMINS SALES AND SERVICE          | \$50.62            |
| 01/18/2024 | V753602      | DAWN PROKOP                        | \$896.00           |
| 01/18/2024 | V753603      | EASY GRAPHICS CORP                 | \$32.00            |
| 01/18/2024 | V753604      | ENTERPRISE FM TRUST                | \$7,714.35         |
| 01/18/2024 | V753605      | FRAZIER BEHAVIORAL HEALTH          | \$2,220.00         |
| 01/18/2024 | V753606      | GOODWILL INDUSTRIES AKRON INC      | \$1,827.39         |
| 01/18/2024 | V753607      | GRAINGER SUPPLY CO                 | \$174.56           |
| 01/18/2024 | V753608      | HEALTHCARE BILLING SERVICES        | \$4,238.59         |
| 01/18/2024 | V753609      | MARCIE R HENNING                   | \$168.73           |
| 01/18/2024 | V753610      | HERSHEY CREAMERY CO                | \$1,806.52         |
| 01/18/2024 | V753611      | TODD E HODKEY                      | \$796.35           |
| 01/18/2024 | V753612      | HOUGHTON MIFFLIN HARCOURT          | \$83,512.92        |
| 01/18/2024 | V753613      | INNOVATIVE SOLUTIONS DISTRIBUTION  | \$2,165.00         |
| 01/18/2024 | V753614      | SHELLY A JANSEN                    | \$98.25            |
| 01/18/2024 | V753615      | JOHNSON CONTROLS INC.              | \$347.06           |
| 01/18/2024 | V753616      | KELE, INC.                         | \$713.80           |
| 01/18/2024 | V753617      | KATELYN J LOPEZ                    | \$103.23           |
| 01/18/2024 | V753618      | LUKE BRILL                         | \$845.00           |
| 01/18/2024 | V753619      | MCMMASTER-CARR SUPPLY COMPANY      | \$114.24           |
| 01/18/2024 | V753620      | MEDCO SUPPLY                       | \$165.00           |
| 01/18/2024 | V753621      | MEDINA SIGNS, INC.                 | \$1,343.25         |
| 01/18/2024 | V753622      | MICHAEL L WESNER                   | \$2,536.10         |
| 01/18/2024 | V753623      | STEVEN A MISHLER                   | \$143.71           |
| 01/18/2024 | V753624      | MEGAN RENEE MONTGOMERY             | \$23.97            |
| 01/18/2024 | V753625      | NICHOLAS BRANDON MACLARREN         | \$50.00            |
| 01/18/2024 | V753626      | OHIO SCHOOLS COUNCIL (GAS, ETC)    | \$19,384.00        |
| 01/18/2024 | V753627      | ORLO AUTO PARTS INC                | \$369.90           |

# Medina City Schools

## Check Register For

### January 2024

2/8/24

3:39 PM

| Check Date                | Check Number | Vendor Name                         | Transaction Amount  |
|---------------------------|--------------|-------------------------------------|---------------------|
| 01/18/2024                | V753628      | P & A ADMINISTRATIVE SERVICES       | \$2,062.30          |
| 01/18/2024                | V753629      | KATIE MARIE PORTER                  | \$73.19             |
| 01/18/2024                | V753630      | QUALITY CASTER SUPPLY               | \$74.79             |
| 01/18/2024                | V753631      | QUENCH USA, INC.                    | \$159.95            |
| 01/18/2024                | V753632      | QUILL CORPORATION                   | \$97.14             |
| 01/18/2024                | V753633      | KRISTIN A REFFERT                   | \$15.00             |
| 01/18/2024                | V753634      | REINHARDT SUPPLY COMPANY            | \$1,241.75          |
| 01/18/2024                | V753635      | ROBIN LAUB                          | \$19.00             |
| 01/18/2024                | V753636      | KAYLA MARIE RODRIGUEZ               | \$50.83             |
| 01/18/2024                | V753637      | SHAYNA MICHELLE SAMOSKY             | \$95.11             |
| 01/18/2024                | V753638      | SCHOOL SPECIALTY, LLC.              | \$123.70            |
| 01/18/2024                | V753639      | SCOTT SCRIVEN LLP                   | \$1,738.50          |
| 01/18/2024                | V753640      | ANGELA RAE SELLARS                  | \$203.04            |
| 01/18/2024                | V753641      | DANIEL JOSEPH SMITH                 | \$17.03             |
| 01/18/2024                | V753642      | *DO NOT USE*SPORTSWORLD USE 208319  | \$953.68            |
| 01/18/2024                | V753643      | SUMMIT FIRE & SECURITY LLC          | \$428.90            |
| 01/18/2024                | V753644      | SYNOVIA SOLUTIONS, LLC.             | \$624.00            |
| 01/18/2024                | V753645      | NICHOLE JANINE SZYDLO               | \$500.00            |
| 01/18/2024                | V753646      | TAYLOR CONSULTING GROUP             | \$9,204.11          |
| 01/18/2024                | V753647      | TECHNOLOGY ENGINEERING GROUP, LLC   | \$3,304.50          |
| 01/18/2024                | V753648      | TOTAL EDUCATION SOLUTIONS, INC.     | \$16,032.12         |
| 01/18/2024                | V753649      | TRANSPORTATION ACCESSORIES CO, INC. | \$472.80            |
| 01/18/2024                | V753650      | USA CUSTOM APPAREL LLC              | \$187.00            |
| 01/18/2024                | V753651      | USA MOBILE DRUG TESTING             | \$148.00            |
| 01/18/2024                | V753652      | VINSON GROUP LLC                    | \$481.67            |
| 01/18/2024                | V753653      | RODNEY S WEHRLEY                    | \$269.33            |
| 01/18/2024                | V753654      | WRAPAROUND EXPERTS, LLC             | \$6,317.50          |
| 01/18/2024                | V753655      | XEROX FINANCIAL SERVICES LLC        | \$11,517.00         |
| 01/18/2024                | V753656      | ZINKAN ENTERPRISES INC.             | \$2,937.00          |
| <b>01/18/2024 - Total</b> |              |                                     | <b>\$704,446.33</b> |
| 01/19/2024                | 1014277      | CENTRAL COLLECTION AGENCY           | \$111.57            |
| 01/19/2024                | 1014278      | CITY OF AKRON                       | \$194.40            |
| 01/19/2024                | 1014279      | CITY OF BRUNSWICK                   | \$268.77            |

# Medina City Schools Check Register For January 2024

2/8/24

3:39 PM

| Check Date                | Check Number | Vendor Name                         | Transaction Amount    |
|---------------------------|--------------|-------------------------------------|-----------------------|
| 01/19/2024                | 1014280      | F.C.P.E                             | \$130.00              |
| 01/19/2024                | 1014281      | KIDS FIRST                          | \$12.00               |
| 01/19/2024                | 1014282      | MEDINA MUNICIPAL COURT              | \$169.00              |
| 01/19/2024                | 1014283      | OAPSE                               | \$4,237.58            |
| 01/19/2024                | 1014284      | KEITH L RUCINSKI, CHAPTER 13 TRSTEE | \$899.54              |
| 01/19/2024                | 1014285      | OHIO EDUCATION ASSOCIATION          | \$369.54              |
| 01/19/2024                | 1014286      | PEOPLE QUALIFIED COMMITTEE          | \$15.41               |
| 01/19/2024                | 1014287      | R.I.T.A.                            | \$51,609.44           |
| 01/19/2024                | V1014260     | MEMO-FLEXSAVE                       | \$12,375.99           |
| 01/19/2024                | V1014261     | MEDINA CITY SCHOOLS FOUNDATION      | \$64.00               |
| 01/19/2024                | V1014262     | MEDINA CITY TEACHERS ASSOC          | \$40,524.48           |
| 01/19/2024                | V1014263     | MEMO - SERS - BOARD                 | \$59,689.97           |
| 01/19/2024                | V1014264     | MEMO - STRS - BOARD                 | \$239,648.83          |
| 01/19/2024                | V1014265     | MEMO -EFTPS - TAXES                 | \$238,605.09          |
| 01/19/2024                | V1014266     | MEMO -MEDINA CITY SCHOOLS           | \$487,172.32          |
| 01/19/2024                | V1014267     | MEMO --S E R S - EMPLOYEE           | \$43,146.30           |
| 01/19/2024                | V1014268     | MEMO --S T R S - EMPLOYEE           | \$251,018.88          |
| 01/19/2024                | V1014269     | OHIO BUSINESS GATEWAY               | \$44,406.63           |
| 01/19/2024                | V1014270     | OHIO CHILD SUPPORT PAYMENT CENTRAL  | \$1,239.11            |
| 01/19/2024                | V1014271     | OHIO DEFERRED COMPENSATION -MEMO    | \$9,945.37            |
| 01/19/2024                | V1014272     | MEMO - OMNI                         | \$36,503.69           |
| 01/19/2024                | V1014273     | SCHOOL DISTRICT INCOME TAX          | \$2,772.48            |
| 01/19/2024                | V1014274     | TRUSTMARK VOLUNTARY BENEFITS        | \$1,624.22            |
| 01/19/2024                | V1014275     | UNITED WAY MEDINA & SUMMIT CO       | \$135.24              |
| 01/19/2024                | V1014276     | WORKERS COMP MEMO                   | \$12,721.58           |
| <b>01/19/2024 - Total</b> |              |                                     | <b>\$1,539,611.43</b> |
| 01/22/2024                | V753791      | MEMO - MEDICAL MUTUAL               | \$218,505.46          |
| <b>01/22/2024 - Total</b> |              |                                     | <b>\$218,505.46</b>   |
| 01/24/2024                | V753783      | MEMO MET LIFE INSURANCE             | \$3,522.40            |
| <b>01/24/2024 - Total</b> |              |                                     | <b>\$3,522.40</b>     |
| 01/25/2024                | 753756       | AKRON GENERAL HEALTH SYSTEM         | \$50.00               |
| 01/25/2024                | 753757       | ARMSTRONG UTILITIES INC.            | \$157.94              |
| 01/25/2024                | 753758       | AUDITOR OF STATE'S OFFICE           | \$11,245.50           |

# Medina City Schools Check Register For January 2024

2/8/24

3:39 PM

| Check Date                | Check Number | Vendor Name                      | Transaction Amount |
|---------------------------|--------------|----------------------------------|--------------------|
| 01/25/2024                | 753759       | CABLE & CONNECTIONS              | \$640.50           |
| 01/25/2024                | 753760       | CANTON CITY SCHOOLS              | \$18.00            |
| 01/25/2024                | 753761       | COLUMBIA GAS OF OHIO INC         | \$8,009.79         |
| 01/25/2024                | 753762       | COPLEY-FAIRLAWN CITY SCHOOLS     | \$100.00           |
| 01/25/2024                | 753763       | CREATIVE LITERACY CONSULTING INC | \$1,750.00         |
| 01/25/2024                | 753764       | DOMINICS PIZZA & JO JO'S BAR     | \$34.24            |
| 01/25/2024                | 753765       | FLINN SCIENTIFIC INC.            | \$50.10            |
| 01/25/2024                | 753766       | GORDON FOOD SERVICE              | \$814.35           |
| 01/25/2024                | 753767       | HITOUCH BUSINESS SERVICES        | \$1,299.99         |
| 01/25/2024                | 753768       | HOME DEPOT CREDIT SERVICES       | \$301.72           |
| 01/25/2024                | 753769       | JW PEPPER & SON, INC.            | \$95.00            |
| 01/25/2024                | 753770       | MACKIN BOOK COMPANY              | \$2,527.15         |
| 01/25/2024                | 753771       | MEDINA COUNTY BAR ASSOCIATION    | \$100.00           |
| 01/25/2024                | 753772       | MEDINA COUNTY LAW LIBRARY ASSOC. | \$100.00           |
| 01/25/2024                | 753773       | ALFRED NICKLES BAKERY INC        | \$76.14            |
| 01/25/2024                | 753774       | OHIO EDISON COMPANY              | \$41,514.90        |
| 01/25/2024                | 753775       | OHIO SCHOOL BOARDS ASSOC         | \$70.00            |
| 01/25/2024                | 753776       | PSAT NMSQT                       | \$4,932.76         |
| 01/25/2024                | 753777       | REA & ASSOCIATES INC             | \$2,025.00         |
| 01/25/2024                | 753778       | SEVENSTAR ACADEMY LLC            | \$14,605.00        |
| 01/25/2024                | 753779       | SHERWIN WILLIAMS COMPANY         | \$588.24           |
| 01/25/2024                | 753780       | SHIFFLER EQUIPMENT SALES INC     | \$75.40            |
| 01/25/2024                | 753781       | WADSWORTH CITY SCHOOLS           | \$78.00            |
| 01/25/2024                | 753782       | WOLFF BROS. SUPPLY INC.          | \$117.52           |
| 01/25/2024                | V753730      | CINTAS CORPORATION NO 2 (V-CARD) | \$25.10            |
| <b>01/25/2024 - Total</b> |              |                                  | <b>\$91,402.34</b> |
| 01/26/2024                | V753731      | AMAZON.COM                       | \$540.89           |
| 01/26/2024                | V753732      | ANTHONY BELSITO                  | \$507.50           |
| 01/26/2024                | V753733      | BLICK ART MATERIALS LLC          | \$2,424.07         |
| 01/26/2024                | V753734      | THOMAS H BONEZZI                 | \$1,000.00         |
| 01/26/2024                | V753735      | CHRISTINA CALABRESE              | \$500.00           |
| 01/26/2024                | V753736      | DAVID BLOOM                      | \$125.00           |
| 01/26/2024                | V753737      | EDWARD P. MEYERS                 | \$250.00           |

# Medina City Schools

## Check Register For

### January 2024

2/8/24

3:39 PM

| Check Date                | Check Number | Vendor Name                         | Transaction Amount |
|---------------------------|--------------|-------------------------------------|--------------------|
| 01/26/2024                | V753738      | FRAZIER BEHAVIORAL HEALTH           | \$1,227.00         |
| 01/26/2024                | V753739      | BRITTANY D HARTORY                  | \$536.97           |
| 01/26/2024                | V753740      | HOMELAND SECURITY SYSTEMS           | \$3,750.00         |
| 01/26/2024                | V753741      | HOUGHTON MIFFLIN HARCOURT           | \$39,820.95        |
| 01/26/2024                | V753742      | JAMES W. TIGHE                      | \$400.00           |
| 01/26/2024                | V753743      | JOSEPH ASSION                       | \$425.00           |
| 01/26/2024                | V753744      | MEDINA CREATIVE ACCESSIBILITY       | \$133.55           |
| 01/26/2024                | V753745      | MICHAEL L WESNER                    | \$150.00           |
| 01/26/2024                | V753746      | N2Y, LLC.                           | \$332.16           |
| 01/26/2024                | V753747      | NICHOLAS BRANDON MACLARREN          | \$300.00           |
| 01/26/2024                | V753748      | PETERS KALAIL & MARKAKIS CO         | \$4,247.65         |
| 01/26/2024                | V753749      | PIONEER MANUFACTURING COMPANY       | \$122.35           |
| 01/26/2024                | V753750      | KAREN E PLATZ                       | \$45.00            |
| 01/26/2024                | V753751      | SPORTSWORLD CUSTOM IMPRINTED APP    | \$514.00           |
| 01/26/2024                | V753752      | NICHOLE JANINE SZYDLO               | \$720.00           |
| 01/26/2024                | V753753      | USA CUSTOM APPAREL LLC              | \$130.00           |
| 01/26/2024                | V753754      | VINCENT LIGHTING SYSTEMS CO         | \$3,705.00         |
| 01/26/2024                | V753755      | WARD'S SCIENCE                      | \$76.36            |
| 01/26/2024                | V753794      | SYSCO CLEVELAND INC                 | \$36,089.89        |
| <b>01/26/2024 - Total</b> |              |                                     | <b>\$98,073.34</b> |
| 01/30/2024                | V753795      | MEMO - MEDICAL MUTUAL               | \$76,798.56        |
| <b>01/30/2024 - Total</b> |              |                                     | <b>\$76,798.56</b> |
| 01/31/2024                | 753836       | ADLER TEAM SPORTS                   | \$576.00           |
| 01/31/2024                | 753837       | ARMSTRONG UTILITIES INC.            | \$291.78           |
| 01/31/2024                | 753838       | ASHLAND HIGH SCHOOL                 | \$80.00            |
| 01/31/2024                | 753839       | BRIAN W. BARNES & CO. INC.          | \$2,000.00         |
| 01/31/2024                | 753840       | BRUNSWICK ATHLETIC DEPT             | \$275.00           |
| 01/31/2024                | 753841       | BUZZARD TOOLS LLC                   | \$189.99           |
| 01/31/2024                | 753842       | CHARLES E HARRIS & ASSOCIATES INC   | \$10,640.00        |
| 01/31/2024                | 753843       | COLUMBIA GAS OF OHIO INC            | \$66.37            |
| 01/31/2024                | 753844       | DOMINICS PIZZA & JO JO'S BAR        | \$62.98            |
| 01/31/2024                | 753845       | EDUCATIONAL SERVICE CENTER OF NE OH | \$30,620.00        |
| 01/31/2024                | 753846       | FRONTIER NORTH INC                  | \$6,951.47         |

# Medina City Schools

## Check Register For

### January 2024

2/8/24

3:39 PM

| Check Date | Check Number | Vendor Name                         | Transaction Amount |
|------------|--------------|-------------------------------------|--------------------|
| 01/31/2024 | 753847       | GREATER AKRON B-BALL COACHES ASSOC. | \$30.00            |
| 01/31/2024 | 753848       | GIONINO'S PIZZERIA                  | \$108.25           |
| 01/31/2024 | 753849       | HARRISON FORD INC                   | \$197.32           |
| 01/31/2024 | 753850       | HIGH SCHOOL AD NETWORK LLC          | \$32.00            |
| 01/31/2024 | 753851       | ICANDI GRAPHICS, LLC                | \$152.38           |
| 01/31/2024 | 753852       | K12 BOOKSOURCE                      | \$259.88           |
| 01/31/2024 | 753853       | KAREN PLATZ                         | \$77.41            |
| 01/31/2024 | 753854       | MACKIN BOOK COMPANY                 | \$126.16           |
| 01/31/2024 | 753855       | MEDINA CITY SCHOOLS - BUSINESS DEPT | \$451.10           |
| 01/31/2024 | 753856       | MEDINA COUNTY AGRICULTURAL SOCIETY  | \$1,000.00         |
| 01/31/2024 | 753857       | MEDINA COUNTY SANITARY              | \$13,862.18        |
| 01/31/2024 | 753858       | MEDINA COUNTY TREASURER             | \$42.51            |
| 01/31/2024 | 753859       | MEDINA SENIOR HIGH SCHOOL           | \$33.00            |
| 01/31/2024 | 753860       | NANCY MYERS -PETTY CASHIER          | \$328.96           |
| 01/31/2024 | 753861       | NATIONAL LATIN EXAM                 | \$246.00           |
| 01/31/2024 | 753862       | NATIONAL SPEECH & DEBATE ASSOC      | \$80.00            |
| 01/31/2024 | 753863       | NEOASPA                             | \$50.00            |
| 01/31/2024 | 753864       | NORTON CITY SCHOOL DISTRICT         | \$55.00            |
| 01/31/2024 | 753865       | OAESA                               | \$295.00           |
| 01/31/2024 | 753866       | OASSA                               | \$104.00           |
| 01/31/2024 | 753867       | OHIO EDISON COMPANY                 | \$19,700.07        |
| 01/31/2024 | 753868       | OHIO HIGH SCHOOL ATHLETIC ASSN      | \$1,300.00         |
| 01/31/2024 | 753869       | OHIO SPEECH AND DEBATE ASSOCIATION  | \$115.00           |
| 01/31/2024 | 753870       | OMEA                                | \$735.00           |
| 01/31/2024 | 753871       | PATRICK O'BRIEN                     | \$200.00           |
| 01/31/2024 | 753872       | REALLY GOOD STUFF LLC               | \$62.65            |
| 01/31/2024 | 753873       | RUMPKE OF OHIO INC                  | \$1,386.18         |
| 01/31/2024 | 753874       | SCRUBBER CITY INC                   | \$374.64           |
| 01/31/2024 | 753875       | SEIBERTKECK INSURANCE PARTNERS      | \$854.00           |
| 01/31/2024 | 753876       | STANDARD WELDING & STEEL PRODUCTS   | \$201.81           |
| 01/31/2024 | 753877       | THE COUNTRY CLUB OF HUDSON          | \$285.00           |
| 01/31/2024 | 753878       | TOTAL LINE REFRIGERATION LLC        | \$64,250.00        |
| 01/31/2024 | 753879       | WRESTLE ONE TOURNAMENTS, LLC        | \$1,700.00         |



# Medina City Schools

## Check Register For

### January 2024

2/8/24

3:39 PM

| Check Date                | Check Number | Vendor Name                         | Transaction Amount    |
|---------------------------|--------------|-------------------------------------|-----------------------|
| 01/31/2024                | 753880       | ZOHO CORPORATION                    | \$2,828.00            |
| 01/31/2024                | 753881       | ADAMA SENDER                        | \$44.00               |
| 01/31/2024                | 753882       | ALLISON WALTZ-BOEBEL                | \$330.00              |
| 01/31/2024                | 753883       | ANGELA KEHOE                        | \$25.00               |
| 01/31/2024                | 753884       | CLAIRE TISCHLER                     | \$8.00                |
| 01/31/2024                | 753885       | COLETTE CHERCHIAN                   | \$10.00               |
| 01/31/2024                | 753886       | DEBORAH RUSSELL                     | \$168.00              |
| 01/31/2024                | 753887       | JACQUELINE REZABEK                  | \$3.00                |
| 01/31/2024                | 753888       | KRISTIN GEORGI KASMARCAK            | \$98.00               |
| 01/31/2024                | 753889       | LAUREN HAKOS CECCHI                 | \$25.00               |
| 01/31/2024                | 753890       | TANYA GILPEN                        | \$125.00              |
| 01/31/2024                | 753891       | THE SMYTH SCHOOL OF IRISH DANCE LLC | \$200.00              |
| 01/31/2024                | V753796      | APPLEWOOD CENTERS INC (V-CARD)      | \$11,816.50           |
| 01/31/2024                | V753798      | CINTAS CORPORATION NO 2 (V-CARD)    | \$1,295.89            |
| 01/31/2024                | V753799      | SIMPLE SOLUTIONS LEARNING (V-CARD)  | \$100.00              |
| 01/31/2024                | V753800      | W.B. MASON CO. INC. (V-CARD)        | \$14,025.70           |
| 01/31/2024                | V753905      | MEMO - BUREAU WORK COMP             | \$10,826.48           |
| 01/31/2024                | V753906      | MEMO MET LIFE INSURANCE             | \$60,238.04           |
| 01/31/2024                | V753907      | MEMO - P & A ADMINISTRATIVE         | \$24,393.32           |
| <b>01/31/2024 - Total</b> |              |                                     | <b>\$287,009.02</b>   |
| <b>Overall - Total</b>    |              |                                     | <b>\$5,052,655.51</b> |

| Fiscal Year | Fund - Expledger | Function First Two Digits | Fiscal Year Budgeted Amount | % Expensed  | Fiscal Year Expense Amount | Fiscal Year Encumbrance Amount | Balance        |
|-------------|------------------|---------------------------|-----------------------------|-------------|----------------------------|--------------------------------|----------------|
| 24          | 0010000          | 1100                      | \$455,085.85                | 0.03755487  | \$17,090.69                | \$0.00                         | \$437,995.16   |
| 24          | 0010000          | 1100                      | \$17,894,129.74             | 0.49754562  | \$8,903,145.90             | \$45,975.03                    | \$8,945,008.81 |
| 24          | 0010000          | 1100                      | \$10,903,122.20             | 0.56961833  | \$6,210,618.26             | \$34,621.73                    | \$4,657,882.21 |
| 24          | 0010000          | 1100                      | \$11,671,632.39             | 0.58864312  | \$6,870,426.15             | \$66,537.24                    | \$4,734,669.00 |
| 24          | 0010000          | 1100                      | \$50,358.76                 | 0.29419827  | \$14,815.46                | \$15,000.00                    | \$20,543.30    |
| 24          | 0010000          | 1100                      | \$163,443.13                | 0.63994265  | \$104,594.23               | \$76,796.08                    | (\$17,947.18)  |
| 24          | 0010000          | 1100                      | \$50,421.24                 | 0.30874092  | \$15,567.10                | \$12,782.63                    | \$22,071.51    |
| 24          | 0010000          | 1200                      | \$591,399.59                | 0.59605643  | \$352,507.53               | \$4,337.46                     | \$234,554.60   |
| 24          | 0010000          | 1200                      | \$60,000.00                 | 0.21365     | \$12,819.00                | \$28,553.53                    | \$18,627.47    |
| 24          | 0010000          | 1200                      | \$905,715.10                | 0.4489208   | \$406,594.35               | \$0.00                         | \$499,120.75   |
| 24          | 0010000          | 1200                      | \$496,861.63                | 0.62569021  | \$310,881.46               | \$0.00                         | \$185,980.17   |
| 24          | 0010000          | 1200                      | \$0.00                      |             | \$0.00                     | \$0.00                         | \$0.00         |
| 24          | 0010000          | 1200                      | \$2,535,842.06              | 0.59782037  | \$1,515,978.04             | \$0.00                         | \$1,019,864.02 |
| 24          | 0010000          | 1200                      | \$153,874.00                | 0           | \$0.00                     | \$0.00                         | \$153,874.00   |
| 24          | 0010000          | 1200                      | \$814,419.47                | 0.32212753  | \$262,346.93               | \$0.00                         | \$552,072.54   |
| 24          | 0010000          | 1200                      | \$660,590.63                | 0.53259755  | \$351,828.95               | \$0.00                         | \$308,761.68   |
| 24          | 0010000          | 1200                      | \$1,000.00                  | 0           | \$0.00                     | \$0.00                         | \$1,000.00     |
| 24          | 0010000          | 1200                      | \$582,361.83                | 0.59131248  | \$344,357.82               | \$0.00                         | \$238,004.01   |
| 24          | 0010000          | 1200                      | \$82,496.91                 | 0           | \$0.00                     | \$0.00                         | \$82,496.91    |
| 24          | 0010000          | 1200                      | \$1,944,251.09              | 0.5736732   | \$1,115,364.74             | \$0.00                         | \$828,886.35   |
| 24          | 0010000          | 1200                      | \$18,750.00                 | 0           | \$0.00                     | \$0.00                         | \$18,750.00    |
| 24          | 0010000          | 1200                      | \$233,525.19                | 0.77266517  | \$180,436.78               | \$3,134.96                     | \$49,953.45    |
| 24          | 0010000          | 1200                      | \$464,255.30                | 0.49566331  | \$230,114.32               | \$0.00                         | \$234,140.98   |
| 24          | 0010000          | 1200                      | \$542,339.02                | 0.56525179  | \$306,558.10               | \$94.32                        | \$235,686.60   |
| 24          | 0010000          | 1200                      | \$3,705,085.20              | 0.57853101  | \$2,143,506.67             | \$413,038.76                   | \$1,148,539.77 |
| 24          | 0010000          | 1300                      | \$252,795.23                | 0.78475013  | \$198,381.09               | \$49,500.00                    | \$4,914.14     |
| 24          | 0010000          | 1300                      | \$16,918.00                 | 0           | \$0.00                     | \$0.00                         | \$16,918.00    |
| 24          | 0010000          | 1900                      | \$46,602.05                 | 0           | \$0.00                     | \$0.00                         | \$46,602.05    |
| 24          | 0010000          | 1900                      | \$84,658.95                 | 0           | \$0.00                     | \$16,400.00                    | \$68,258.95    |
| 24          | 0010000          | 1900                      | \$3,021,849.14              | 0.12261354  | \$370,519.61               | \$177,114.50                   | \$2,474,215.03 |
| 24          | 0010000          | 2100                      | \$574,176.51                | 0.65062029  | \$373,570.89               | \$6,480.00                     | \$194,125.62   |
| 24          | 0010000          | 2100                      | \$1,655,419.07              | 0.54225206  | \$897,654.40               | \$0.00                         | \$757,764.67   |
| 24          | 0010000          | 2100                      | \$535,318.48                | 0.71280855  | \$381,579.59               | \$6,402.94                     | \$147,335.95   |
| 24          | 0010000          | 2100                      | \$397,273.31                | 0.57261559  | \$227,484.89               | \$75,113.00                    | \$94,675.42    |
| 24          | 0010000          | 2100                      | \$662,983.13                | 0.89565201  | \$593,802.17               | \$0.00                         | \$69,180.96    |
| 24          | 0010000          | 2100                      | \$7,500.00                  | 0.3432      | \$2,574.00                 | \$2,466.00                     | \$2,460.00     |
| 24          | 0010000          | 2100                      | \$1,021,735.36              | 0.64217543  | \$656,133.34               | \$100,000.00                   | \$265,602.02   |
| 24          | 0010000          | 2100                      | \$655,928.77                | 0.50353606  | \$330,283.79               | \$283,194.94                   | \$42,450.04    |
| 24          | 0010000          | 2100                      | \$311,033.00                | 0.67331155  | \$209,422.11               | \$115,257.43                   | (\$13,646.54)  |
| 24          | 0010000          | 2100                      | \$51,732.58                 | 0.28807765  | \$14,903.00                | \$0.00                         | \$36,829.58    |
| 24          | 0010000          | 2100                      | \$27,609.51                 | 0           | \$0.00                     | \$0.00                         | \$27,609.51    |
| 24          | 0010000          | 2200                      | \$4,602.33                  | 0           | \$0.00                     | \$0.00                         | \$4,602.33     |
| 24          | 0010000          | 2200                      | \$624,797.52                | 0.55379107  | \$346,007.29               | \$17,990.37                    | \$260,799.86   |
| 24          | 0010000          | 2200                      | \$45,508.55                 | 0.30334014  | \$13,804.57                | \$18,588.02                    | \$13,115.96    |
| 24          | 0010000          | 2200                      | \$5,573.81                  | -0.05263007 | (\$293.35)                 | \$0.00                         | \$5,867.16     |
| 24          | 0010000          | 2200                      | \$691,542.27                | 0.58909472  | \$407,383.90               | \$18,060.21                    | \$266,098.16   |
| 24          | 0010000          | 2300                      | \$231,871.82                | 0.81114587  | \$188,081.87               | \$11,234.00                    | \$32,555.95    |
| 24          | 0010000          | 2400                      | \$447,220.13                | 0.49304071  | \$220,497.73               | \$7,611.87                     | \$219,110.53   |
| 24          | 0010000          | 2400                      | \$623,330.54                | 0.45200983  | \$281,751.53               | \$0.00                         | \$341,579.01   |
| 24          | 0010000          | 2400                      | \$39,921.16                 | 1.32647899  | \$52,954.58                | \$0.00                         | (\$13,033.42)  |
| 24          | 0010000          | 2400                      | \$2,305.31                  | 0           | \$0.00                     | \$0.00                         | \$2,305.31     |
| 24          | 0010000          | 2400                      | \$823,506.16                | 0.51276714  | \$422,266.90               | \$108,702.15                   | \$292,537.11   |
| 24          | 0010000          | 2400                      | \$4,562,498.15              | 0.60152106  | \$2,744,438.73             | \$32,444.27                    | \$1,785,615.15 |
| 24          | 0010000          | 2400                      | \$500.00                    | 0           | \$0.00                     | \$500.00                       | \$0.00         |
| 24          | 0010000          | 2400                      | \$3,000.00                  | 0.08266667  | \$248.00                   | \$844.00                       | \$1,908.00     |
| 24          | 0010000          | 2400                      | \$41,250.00                 | 0.29418182  | \$12,135.00                | \$855.00                       | \$28,260.00    |
| 24          | 0010000          | 2500                      | \$1,329,866.73              | 0.61294021  | \$815,128.79               | \$42,203.22                    | \$472,534.72   |
| 24          | 0010000          | 2500                      | \$56,671.50                 | 0.48913122  | \$27,719.80                | \$34,718.70                    | (\$5,767.00)   |
| 24          | 0010000          | 2600                      | \$565,928.40                | 0.46979902  | \$265,872.61               | \$56,482.15                    | \$243,573.64   |
| 24          | 0010000          | 2600                      | \$224,169.28                | 0           | \$0.00                     | \$0.00                         | \$224,169.28   |
| 24          | 0010000          | 2600                      | \$19,817.70                 | 0.08970668  | \$1,777.78                 | \$18,689.52                    | (\$649.60)     |
| 24          | 0010000          | 2700                      | \$4,094,267.21              | 0.67361247  | \$2,757,949.43             | \$766,499.97                   | \$569,817.81   |
| 24          | 0010000          | 2700                      | \$3,008,160.56              | 0.57497433  | \$1,729,615.09             | \$0.00                         | \$1,278,545.47 |
| 24          | 0010000          | 2700                      | \$3,477.35                  | 0.40825629  | \$1,419.65                 | \$319.90                       | \$1,737.80     |
| 24          | 0010000          | 2800                      | \$14.33                     | 0           | \$0.00                     | \$0.00                         | \$14.33        |
| 24          | 0010000          | 2800                      | \$0.00                      |             | \$0.00                     | \$0.00                         | \$0.00         |
| 24          | 0010000          | 2800                      | \$23,423.52                 | 0           | \$0.00                     | \$0.00                         | \$23,423.52    |
| 24          | 0010000          | 2800                      | \$20,196.80                 | 0           | \$0.00                     | \$0.00                         | \$20,196.80    |
| 24          | 0010000          | 2800                      | \$6,148.79                  | 0           | \$0.00                     | \$0.00                         | \$6,148.79     |
| 24          | 0010000          | 2900                      | \$265,707.77                | 0.53968802  | \$143,399.30               | \$2,866.49                     | \$119,441.98   |
| 24          | 0010000          | 2900                      | \$400.00                    | 0.125       | \$50.00                    | \$100.00                       | \$250.00       |
| 24          | 0010000          | 2900                      | \$364,745.84                | 0.38604841  | \$140,809.55               | \$2,919.15                     | \$221,017.14   |
| 24          | 0010000          | 2900                      | \$12,768.04                 | 0.58778168  | \$7,504.82                 | \$1,973.14                     | \$3,290.08     |
| 24          | 0010000          | 3200                      | \$40,857.24                 | 0.03701914  | \$1,512.50                 | \$0.00                         | \$39,344.74    |
| 24          | 0010000          | 3200                      | \$10,000.00                 | 0.916       | \$9,160.00                 | \$4,400.00                     | (\$3,560.00)   |
| 24          | 0010000          | 3200                      | \$154.02                    | 0           | \$0.00                     | \$0.00                         | \$154.02       |
| 24          | 0010000          | 3200                      | \$10,000.00                 | 0.19375     | \$1,937.50                 | \$562.50                       | \$7,500.00     |
| 24          | 0010000          | 4100                      | \$3,737.29                  | 0           | \$0.00                     | \$0.00                         | \$3,737.29     |
| 24          | 0010000          | 4100                      | \$4,667.00                  | 0.61021641  | \$2,847.88                 | \$0.00                         | \$1,819.12     |
| 24          | 0010000          | 4100                      | \$5,741.48                  | 0.64941966  | \$3,728.63                 | \$0.00                         | \$2,012.85     |
| 24          | 0010000          | 4100                      | \$23,594.44                 | 0.17197653  | \$4,057.69                 | \$0.00                         | \$19,536.75    |
| 24          | 0010000          | 4100                      | \$87,032.27                 | 0.49604957  | \$43,172.32                | \$13,444.00                    | \$30,415.95    |
| 24          | 0010000          | 4100                      | \$14,621.02                 | 0.77575573  | \$11,342.34                | \$0.00                         | \$3,278.68     |
| 24          | 0010000          | 4100                      | \$4,968.96                  | 0.59298123  | \$2,946.50                 | \$0.00                         | \$2,022.46     |
| 24          | 0010000          | 4100                      | \$18,816.06                 | 0.48230342  | \$9,075.05                 | \$0.00                         | \$9,741.01     |
| 24          | 0010000          | 4100                      | \$33,572.25                 | 0.18614362  | \$6,249.26                 | \$0.00                         | \$27,322.99    |
| 24          | 0010000          | 4500                      | \$61,493.50                 | 0.14817664  | \$9,111.90                 | \$0.00                         | \$52,381.60    |
| 24          | 0010000          | 4500                      | \$15,955.77                 | 0           | \$0.00                     | \$0.00                         | \$15,955.77    |
| 24          | 0010000          | 4500                      | \$26,748.56                 | 0.09259751  | \$2,476.85                 | \$0.00                         | \$24,271.71    |
| 24          | 0010000          | 4500                      | \$21,919.52                 | 0.87395253  | \$19,156.62                | \$0.00                         | \$2,762.90     |
| 24          | 0010000          | 4500                      | \$113,908.11                | 1.04400222  | \$118,920.32               | \$0.00                         | (\$5,012.21)   |
| 24          | 0010000          | 4500                      | \$40,040.18                 | 0           | \$0.00                     | \$0.00                         | \$40,040.18    |
| 24          | 0010000          | 4500                      | \$45,281.97                 | 0           | \$0.00                     | \$0.00                         | \$45,281.97    |
| 24          | 0010000          | 4500                      | \$33,279.40                 | 0.93684381  | \$31,177.60                | \$0.00                         | \$2,101.80     |
| 24          | 0010000          | 4500                      | \$17,383.13                 | 0.53156768  | \$9,240.31                 | \$0.00                         | \$8,142.82     |
| 24          | 0010000          | 4500                      | \$9,900.79                  | 0           | \$0.00                     | \$0.00                         | \$9,900.79     |
| 24          | 0010000          | 4500                      | \$101,920.52                | 0           | \$0.00                     | \$0.00                         | \$101,920.52   |
| 24          | 0010000          | 4500                      | \$51,606.99                 | 0           | \$0.00                     | \$0.00                         | \$51,606.99    |

| Fiscal Year | Fund - Expdler | Function First Two Digits | Fiscal Year Budgeted Amount | % Expensed | Fiscal Year Expense Amount | Fiscal Year Encumbrance Amount | Balance        |
|-------------|----------------|---------------------------|-----------------------------|------------|----------------------------|--------------------------------|----------------|
| 24          | 0010000        | 4500                      | \$4,006.57                  | 0          | \$0.00                     | \$0.00                         | \$4,006.57     |
| 24          | 0010000        | 4500                      | \$56,206.55                 | 0          | \$0.00                     | \$0.00                         | \$56,206.55    |
| 24          | 0010000        | 4500                      | \$45,250.27                 | 0.90436212 | \$40,922.63                | \$0.00                         | \$4,327.64     |
| 24          | 0010000        | 4500                      | \$31,650.75                 | 0          | \$0.00                     | \$0.00                         | \$31,650.75    |
| 24          | 0010000        | 4500                      | \$42,217.62                 | 0.88803727 | \$37,490.82                | \$0.00                         | \$4,726.80     |
| 24          | 0010000        | 4500                      | \$22,607.69                 | 0          | \$0.00                     | \$0.00                         | \$22,607.69    |
| 24          | 0010000        | 4500                      | \$10,794.83                 | 0          | \$0.00                     | \$0.00                         | \$10,794.83    |
| 24          | 0010000        | 4500                      | \$29,014.44                 | 0.93178086 | \$27,035.10                | \$0.00                         | \$1,979.34     |
| 24          | 0010000        | 4500                      | \$19,259.35                 | 1.08731811 | \$20,941.04                | \$0.00                         | (\$1,681.69)   |
| 24          | 0010000        | 4500                      | \$15,537.75                 | 0          | \$0.00                     | \$0.00                         | \$15,537.75    |
| 24          | 0010000        | 4500                      | \$26,478.82                 | 0.71130322 | \$18,834.47                | \$0.00                         | \$7,644.35     |
| 24          | 0010000        | 4500                      | \$16,400.44                 | 0          | \$0.00                     | \$0.00                         | \$16,400.44    |
| 24          | 0010000        | 4500                      | \$401,592.00                | 0.55337275 | \$222,230.07               | \$19.49                        | \$179,342.44   |
| 24          | 0010000        | 4500                      | \$41,903.79                 | 0.40115441 | \$16,809.89                | \$0.00                         | \$25,093.90    |
| 24          | 0010000        | 4500                      | \$21,184.63                 | 0.78100302 | \$16,545.26                | \$0.00                         | \$4,639.37     |
| 24          | 0010000        | 4600                      | \$13,042.37                 | 0.55082474 | \$7,184.06                 | \$0.00                         | \$5,858.31     |
| 24          | 0010000        | 4600                      | \$5,189.94                  | 0          | \$0.00                     | \$0.00                         | \$5,189.94     |
| 24          | 0010000        | 4600                      | \$11,810.00                 | 0          | \$0.00                     | \$0.00                         | \$11,810.00    |
| 24          | 0010000        | 4600                      | \$33,436.92                 | 0.03479029 | \$1,163.28                 | \$0.00                         | \$32,273.64    |
| 24          | 0010000        | 4600                      | \$10,938.73                 | 0.23269795 | \$2,545.42                 | \$0.00                         | \$8,393.31     |
| 24          | 0010000        | 4600                      | \$3,394.07                  | 0          | \$0.00                     | \$0.00                         | \$3,394.07     |
| 24          | 0010000        | 4600                      | \$8,290.25                  | 0.26681463 | \$2,211.96                 | \$0.00                         | \$6,078.29     |
| 24          | 0010000        | 5600                      | \$258,804.00                | 0.9672648  | \$250,332.00               | \$0.00                         | \$8,472.00     |
| 24          | 0010000        | 7200                      | \$503,271.58                | 0.29874526 | \$150,350.00               | \$0.00                         | \$352,921.58   |
| 24          | 0010000        | 7400                      | \$300,000.00                | 0          | \$0.00                     | \$0.00                         | \$300,000.00   |
| 24          | 0010000        | 7500                      | \$4,504.00                  | 0          | \$0.00                     | \$0.00                         | \$4,504.00     |
| 24          | 0029000        | 2500                      | \$70,000.00                 | 0.351602   | \$24,612.14                | \$0.00                         | \$45,387.86    |
| 24          | 0029000        | 6100                      | \$4,171,786.50              | 0.92137223 | \$3,843,768.25             | \$657,386.50                   | (\$329,368.25) |
| 24          | 0029012        | 2500                      | \$1,500.00                  | 0          | \$0.00                     | \$1,250.00                     | \$250.00       |
| 24          | 0029012        | 6100                      | \$1,727,137.50              | 0.79360079 | \$1,370,657.68             | \$356,509.82                   | (\$30.00)      |
| 24          | 0029014        | 6100                      | \$0.00                      |            | \$0.00                     | \$0.00                         | \$0.00         |
| 24          | 0030000        | 2700                      | \$0.00                      |            | \$0.00                     | \$0.00                         | \$0.00         |
| 24          | 0039000        | 2700                      | \$0.00                      |            | \$0.00                     | \$0.00                         | \$0.00         |
| 24          | 0039001        | 2700                      | \$946,758.45                | 0.94954701 | \$898,991.66               | \$29,279.95                    | \$18,486.84    |
| 24          | 0060000        | 3100                      | \$191,961.29                | 0.56896799 | \$109,219.83               | \$1,322.32                     | \$81,419.14    |
| 24          | 0060000        | 3100                      | \$1,406,100.92              | 0.56848225 | \$799,343.42               | \$26,592.48                    | \$580,165.02   |
| 24          | 0060000        | 7400                      | \$0.00                      |            | \$0.00                     | \$0.00                         | \$0.00         |
| 24          | 0069006        | 3100                      | \$1,659,388.29              | 0.36441139 | \$604,700.00               | \$452,355.09                   | \$602,333.20   |
| 24          | 0069022        | 3100                      | \$3,063.00                  | 0          | \$0.00                     | \$0.00                         | \$3,063.00     |
| 24          | 0069023        | 3100                      | \$3,135.00                  | 0          | \$0.00                     | \$0.00                         | \$3,135.00     |
| 24          | 0079004        | 3200                      | \$50,000.00                 | 0          | \$0.00                     | \$17,000.00                    | \$33,000.00    |
| 24          | 0079111        | 3200                      | \$500.00                    | 0          | \$0.00                     | \$0.00                         | \$500.00       |
| 24          | 0079333        | 3200                      | \$5,000.00                  | 0          | \$0.00                     | \$5,000.00                     | \$0.00         |
| 24          | 0089002        | 3200                      | \$500.00                    | 0          | \$0.00                     | \$500.00                       | \$0.00         |
| 24          | 0089003        | 3200                      | \$50,000.00                 | 0          | \$0.00                     | \$50,000.00                    | \$0.00         |
| 24          | 0089112        | 3200                      | \$1,000.00                  | 0          | \$0.00                     | \$1,000.00                     | \$0.00         |
| 24          | 0099000        | 1100                      | \$0.00                      |            | \$0.00                     | \$0.00                         | \$0.00         |
| 24          | 0099000        | 1100                      | \$0.00                      |            | \$0.00                     | \$0.00                         | \$0.00         |
| 24          | 0099110        | 1100                      | \$10,945.28                 | 0.41701903 | \$4,564.39                 | \$6,196.28                     | \$184.61       |
| 24          | 0099120        | 1100                      | \$14,625.84                 | 0.2120562  | \$3,101.50                 | \$6,711.09                     | \$4,813.25     |
| 24          | 0099130        | 1100                      | \$11,815.00                 | 0.81415743 | \$9,619.27                 | \$1,250.00                     | \$945.73       |
| 24          | 0099140        | 1100                      | \$14,764.92                 | 0.40325447 | \$5,954.02                 | \$5,364.01                     | \$3,446.89     |
| 24          | 0099160        | 1100                      | \$18,862.48                 | 0.40986127 | \$7,731.00                 | \$2,150.00                     | \$8,981.48     |
| 24          | 0099170        | 1100                      | \$20,638.00                 | 0.40109797 | \$8,277.86                 | \$6,367.27                     | \$5,992.87     |
| 24          | 0099180        | 1100                      | \$19,662.49                 | 0.41113155 | \$8,083.87                 | \$1,963.02                     | \$9,615.60     |
| 24          | 0099200        | 1100                      | \$22,712.00                 | 0.72142128 | \$16,384.92                | \$1,125.40                     | \$5,201.68     |
| 24          | 0099210        | 1100                      | \$22,135.00                 | 0.4477967  | \$9,911.98                 | \$11,964.37                    | \$258.65       |
| 24          | 0099300        | 1100                      | \$98,245.05                 | 0.54693748 | \$53,733.90                | \$41,266.89                    | \$3,244.26     |
| 24          | 0099300        | 2400                      | \$78,296.00                 | 0          | \$0.00                     | \$76,846.00                    | \$1,450.00     |
| 24          | 0099301        | 2400                      | \$10,500.00                 | 0.00330952 | \$34.75                    | \$10,465.25                    | \$0.00         |
| 24          | 0149016        | 1100                      | \$276,472.95                | 0.61409248 | \$169,779.96               | \$0.00                         | \$106,692.99   |
| 24          | 0149016        | 2100                      | \$0.00                      |            | \$0.00                     | \$0.00                         | \$0.00         |
| 24          | 0149016        | 2400                      | \$91,897.99                 | 0.27351251 | \$25,135.25                | \$0.00                         | \$66,762.74    |
| 24          | 0149016        | 2400                      | \$0.00                      |            | \$0.00                     | \$0.00                         | \$0.00         |
| 24          | 0149016        | 7200                      | \$0.00                      |            | \$0.00                     | \$0.00                         | \$0.00         |
| 24          | 0149016        | 7400                      | \$0.00                      |            | \$0.00                     | \$0.00                         | \$0.00         |
| 24          | 0149116        | 1200                      | \$261,422.24                | 0.61360797 | \$160,410.77               | \$0.00                         | \$101,011.47   |
| 24          | 0149116        | 1200                      | \$223,837.30                | 0.61485052 | \$137,626.48               | \$0.00                         | \$86,210.82    |
| 24          | 0149116        | 1200                      | \$54,766.01                 | 0.10145289 | \$5,556.17                 | \$9,160.00                     | \$40,049.84    |
| 24          | 0149116        | 2100                      | \$17,526.10                 | 0.8174494  | \$14,326.70                | \$0.00                         | \$3,199.40     |
| 24          | 0149116        | 2100                      | \$125,000.00                | 0.057012   | \$7,126.50                 | \$20,000.00                    | \$97,873.50    |
| 24          | 0149116        | 2100                      | \$325,000.00                | 0.52024628 | \$169,080.04               | \$100,000.00                   | \$55,919.96    |
| 24          | 0149116        | 2200                      | \$4,000.00                  | 0.24875    | \$995.00                   | \$1,000.00                     | \$2,005.00     |
| 24          | 0149116        | 2400                      | \$81,113.22                 | 0.59252955 | \$48,061.98                | \$0.00                         | \$33,051.24    |
| 24          | 0149116        | 2400                      | \$163,958.13                | 0.59147771 | \$96,977.58                | \$1,954.27                     | \$65,026.28    |
| 24          | 0149116        | 2700                      | \$162.52                    | 0.49120108 | \$79.83                    | \$75.00                        | \$7.69         |
| 24          | 0149116        | 4100                      | \$6,000.00                  | 0.07747333 | \$464.84                   | \$1,500.00                     | \$4,035.16     |
| 24          | 0149116        | 7400                      | \$0.00                      |            | \$0.00                     | \$0.00                         | \$0.00         |
| 24          | 0160000        | 1100                      | \$4,002,703.31              | 0.50151204 | \$2,007,403.92             | \$0.00                         | \$1,995,299.39 |
| 24          | 0160000        | 1100                      | \$173,790.89                | 0.64554581 | \$112,189.98               | \$0.00                         | \$61,600.91    |
| 24          | 0160000        | 1100                      | \$494,479.18                | 0.68396932 | \$338,208.59               | \$0.00                         | \$156,270.59   |
| 24          | 0160000        | 1200                      | \$282,763.00                | 0          | \$0.00                     | \$0.00                         | \$282,763.00   |
| 24          | 0160000        | 1200                      | \$299,212.57                | 0.86767849 | \$259,620.31               | \$0.00                         | \$39,592.26    |
| 24          | 0160000        | 1200                      | \$16,702.98                 | 4.46101354 | \$74,512.22                | \$0.00                         | (\$57,809.24)  |
| 24          | 0160000        | 1200                      | \$187,627.91                | 0.50413523 | \$94,589.84                | \$0.00                         | \$93,038.07    |
| 24          | 0160000        | 1200                      | \$3,544.05                  | 4.09353423 | \$14,507.69                | \$0.00                         | (\$10,963.64)  |
| 24          | 0160000        | 1200                      | \$6.00                      | 0          | \$0.00                     | \$0.00                         | \$6.00         |
| 24          | 0160000        | 1900                      | \$0.00                      |            | \$237.67                   | \$0.00                         | (\$237.67)     |
| 24          | 0160000        | 2100                      | \$9,888.15                  | 2.67215708 | \$26,422.69                | \$0.00                         | (\$16,534.54)  |
| 24          | 0160000        | 2100                      | \$0.00                      |            | \$21,758.11                | \$0.00                         | (\$21,758.11)  |
| 24          | 0160000        | 2400                      | \$0.00                      |            | \$3,222.88                 | \$0.00                         | (\$3,222.88)   |
| 24          | 0160000        | 2400                      | \$13,461.05                 | 0.29731485 | \$4,002.17                 | \$0.00                         | \$9,458.88     |
| 24          | 0160000        | 2400                      | \$60,500.00                 | 0.52476727 | \$31,748.42                | \$16,502.28                    | \$12,249.30    |
| 24          | 0160000        | 2400                      | \$20,127.49                 | 0          | \$0.00                     | \$0.00                         | \$20,127.49    |
| 24          | 0160000        | 2400                      | \$923.44                    | 0          | \$0.00                     | \$0.00                         | \$923.44       |
| 24          | 0160000        | 2500                      | \$99,100.00                 | 0.42635984 | \$42,252.26                | \$0.00                         | \$56,847.74    |
| 24          | 0160000        | 2700                      | \$6,500.00                  | 0.44477692 | \$2,891.05                 | \$605.13                       | \$3,003.82     |
| 24          | 0160000        | 2800                      | \$486,578.11                | 0.44963981 | \$218,784.89               | \$0.00                         | \$267,793.22   |

| Fiscal Year | Fund - Expledger | Function First Two Digits | Fiscal Year Budgeted Amount | % Expensed | Fiscal Year Expense Amount | Fiscal Year Encumbrance Amount | Balance      |
|-------------|------------------|---------------------------|-----------------------------|------------|----------------------------|--------------------------------|--------------|
| 24          | 0160000          | 2800                      | \$1,170,331.65              | 0.41052665 | \$480,452.33               | \$129,130.67                   | \$560,748.65 |
| 24          | 0160000          | 2800                      | \$1,427,901.81              | 0.7591102  | \$1,083,934.83             | \$0.00                         | \$343,966.98 |
| 24          | 0160000          | 2800                      | \$1,241,607.89              | 0.5093026  | \$632,354.13               | \$283,845.50                   | \$325,408.26 |
| 24          | 0160000          | 2800                      | \$223,633.85                | 0.66921314 | \$149,658.71               | \$0.00                         | \$73,975.14  |
| 24          | 0160000          | 4100                      | \$7,781.74                  | 0          | \$0.00                     | \$0.00                         | \$7,781.74   |
| 24          | 0160410          | 2100                      | \$128,940.63                | 0.61965069 | \$79,898.15                | \$0.00                         | \$49,042.48  |
| 24          | 0161000          | 1100                      | \$335,119.53                | 0.50184348 | \$168,177.55               | \$0.00                         | \$166,941.98 |
| 24          | 0161000          | 1100                      | \$3,935.00                  | 0          | \$0.00                     | \$0.00                         | \$3,935.00   |
| 24          | 0161000          | 1200                      | \$305,330.90                | 0.62760985 | \$191,628.68               | \$0.00                         | \$113,702.22 |
| 24          | 0161000          | 2100                      | \$16.00                     | 0          | \$0.00                     | \$0.00                         | \$16.00      |
| 24          | 0180000          | 2600                      | \$0.00                      |            | \$0.00                     | \$0.00                         | \$0.00       |
| 24          | 0189000          | 2400                      | \$0.00                      |            | \$0.00                     | \$0.00                         | \$0.00       |
| 24          | 0189110          | 1100                      | \$500.00                    | 2.40868    | \$1,204.34                 | \$0.00                         | (\$704.34)   |
| 24          | 0189110          | 2400                      | \$15,526.70                 | 0.31912834 | \$4,955.01                 | \$7,674.74                     | \$2,896.95   |
| 24          | 0189110          | 7200                      | \$0.00                      |            | \$0.00                     | \$0.00                         | \$0.00       |
| 24          | 0189111          | 1200                      | \$0.00                      |            | \$0.00                     | \$0.00                         | \$0.00       |
| 24          | 0189111          | 7200                      | \$0.00                      |            | \$0.00                     | \$0.00                         | \$0.00       |
| 24          | 0189113          | 2200                      | \$3,500.00                  | 0.13598286 | \$475.94                   | \$3,020.00                     | \$4.06       |
| 24          | 0189120          | 2400                      | \$98,969.00                 | 0.45923138 | \$45,449.67                | \$6,051.00                     | \$47,468.33  |
| 24          | 0189120          | 7200                      | \$0.00                      |            | \$0.00                     | \$0.00                         | \$0.00       |
| 24          | 0189123          | 2200                      | \$5,000.00                  | 0.783454   | \$3,917.27                 | \$0.00                         | \$1,082.73   |
| 24          | 0189130          | 1100                      | \$6,300.00                  | 0.11561429 | \$728.37                   | \$2,250.00                     | \$3,321.63   |
| 24          | 0189130          | 2400                      | \$23,500.00                 | 0.33246936 | \$7,813.03                 | \$5,271.58                     | \$10,415.39  |
| 24          | 0189130          | 7200                      | \$0.00                      |            | \$0.00                     | \$0.00                         | \$0.00       |
| 24          | 0189133          | 2200                      | \$150.00                    | 0          | \$0.00                     | \$100.00                       | \$50.00      |
| 24          | 0189135          | 4500                      | \$0.00                      |            | \$0.00                     | \$0.00                         | \$0.00       |
| 24          | 0189140          | 1100                      | \$9,333.40                  | 0.21295884 | \$1,987.63                 | \$1,310.13                     | \$6,035.64   |
| 24          | 0189140          | 2400                      | \$13,727.20                 | 0.15052378 | \$2,066.27                 | \$1,851.44                     | \$9,809.49   |
| 24          | 0189143          | 2200                      | \$6,000.00                  | 0          | \$0.00                     | \$0.00                         | \$6,000.00   |
| 24          | 0189160          | 1100                      | \$900.00                    | 0          | \$0.00                     | \$900.00                       | \$0.00       |
| 24          | 0189160          | 2400                      | \$25,000.00                 | 0.3492428  | \$8,731.07                 | \$4,610.58                     | \$11,658.35  |
| 24          | 0189160          | 7200                      | \$0.00                      |            | \$0.00                     | \$0.00                         | \$0.00       |
| 24          | 0189161          | 2200                      | \$2,500.00                  | 0.66       | \$1,650.00                 | \$0.00                         | \$850.00     |
| 24          | 0189163          | 2200                      | \$8,000.00                  | 0.00625    | \$50.00                    | \$0.00                         | \$7,950.00   |
| 24          | 0189170          | 1100                      | \$22,923.23                 | 0.01429292 | \$327.64                   | \$5,000.00                     | \$17,595.59  |
| 24          | 0189170          | 2400                      | \$28,170.27                 | 0.52324987 | \$14,740.09                | \$5,077.23                     | \$8,352.95   |
| 24          | 0189170          | 7200                      | \$0.00                      |            | \$0.00                     | \$0.00                         | \$0.00       |
| 24          | 0189171          | 2400                      | \$500.00                    | 0.45654    | \$228.27                   | \$200.00                       | \$71.73      |
| 24          | 0189171          | 7200                      | \$0.00                      |            | \$0.00                     | \$0.00                         | \$0.00       |
| 24          | 0189173          | 2200                      | \$0.00                      |            | \$0.00                     | \$0.00                         | \$0.00       |
| 24          | 0189180          | 1100                      | \$5,000.00                  | 0          | \$0.00                     | \$0.00                         | \$5,000.00   |
| 24          | 0189180          | 2400                      | \$78,507.71                 | 0.19290959 | \$15,144.89                | \$16,703.07                    | \$46,659.75  |
| 24          | 0189180          | 7200                      | \$0.00                      |            | \$0.00                     | \$0.00                         | \$0.00       |
| 24          | 0189181          | 1200                      | \$0.00                      |            | \$0.00                     | \$0.00                         | \$0.00       |
| 24          | 0189183          | 2200                      | \$15,103.00                 | 0          | \$0.00                     | \$0.00                         | \$15,103.00  |
| 24          | 0189200          | 2400                      | \$51,337.06                 | 0.23437143 | \$12,031.94                | \$8,810.12                     | \$30,495.00  |
| 24          | 0189200          | 7200                      | \$0.00                      |            | \$0.00                     | \$0.00                         | \$0.00       |
| 24          | 0189203          | 2200                      | \$3,600.00                  | 0.97775556 | \$3,519.92                 | \$0.00                         | \$80.08      |
| 24          | 0189210          | 1100                      | \$0.00                      |            | \$0.00                     | \$0.00                         | \$0.00       |
| 24          | 0189210          | 2400                      | \$33,881.19                 | 0.20834717 | \$7,059.05                 | \$7,392.95                     | \$19,429.19  |
| 24          | 0189210          | 7200                      | \$0.00                      |            | \$0.00                     | \$0.00                         | \$0.00       |
| 24          | 0189211          | 2200                      | \$8,500.00                  | 0.38594588 | \$3,280.54                 | \$0.00                         | \$5,219.46   |
| 24          | 0189300          | 2400                      | \$41,349.06                 | 0.36709734 | \$15,179.13                | \$25,602.90                    | \$567.03     |
| 24          | 0189300          | 7200                      | \$0.00                      |            | \$0.00                     | \$0.00                         | \$0.00       |
| 24          | 0189301          | 2200                      | \$0.00                      |            | \$0.00                     | \$0.00                         | \$0.00       |
| 24          | 0189302          | 1100                      | \$29,000.00                 | 0          | \$0.00                     | \$29,000.00                    | \$0.00       |
| 24          | 0189303          | 0000                      | \$0.00                      |            | \$431.02                   | \$0.00                         | (\$431.02)   |
| 24          | 0189303          | 3200                      | \$98,932.67                 | 0.09377266 | \$9,277.18                 | \$78,210.32                    | \$11,445.17  |
| 24          | 0189303          | 3200                      | \$40,000.00                 | 0.1463125  | \$5,852.50                 | \$13,147.50                    | \$21,000.00  |
| 24          | 0189303          | 3200                      | \$5,000.00                  | 0          | \$0.00                     | \$0.00                         | \$5,000.00   |
| 24          | 0189304          | 4300                      | \$25,750.00                 | 0.35165165 | \$9,055.03                 | \$16,481.99                    | \$212.98     |
| 24          | 0189305          | 1100                      | \$0.00                      |            | \$0.00                     | \$0.00                         | \$0.00       |
| 24          | 0189306          | 2400                      | \$12,695.26                 | 0.07873411 | \$999.55                   | \$6,500.45                     | \$5,195.26   |
| 24          | 0189307          | 1100                      | \$4,000.00                  | 0.314585   | \$1,258.34                 | \$2,740.15                     | \$1.51       |
| 24          | 0189308          | 2100                      | \$3,300.00                  | 0.38383333 | \$1,266.65                 | \$2,025.45                     | \$7.90       |
| 24          | 0189403          | 1200                      | \$500.00                    | 0          | \$0.00                     | \$0.00                         | \$500.00     |
| 24          | 0189900          | 2200                      | \$0.00                      |            | \$0.00                     | \$0.00                         | \$0.00       |
| 24          | 0189901          | 1100                      | \$0.00                      |            | \$0.00                     | \$0.00                         | \$0.00       |
| 24          | 0189901          | 1200                      | \$23.03                     | 0          | \$0.00                     | \$0.00                         | \$23.03      |
| 24          | 0189901          | 1900                      | \$0.00                      |            | \$0.00                     | \$0.00                         | \$0.00       |
| 24          | 0189901          | 2200                      | \$0.00                      |            | \$0.00                     | \$0.00                         | \$0.00       |
| 24          | 0189901          | 2200                      | \$0.00                      |            | \$0.00                     | \$0.00                         | \$0.00       |
| 24          | 0189901          | 7200                      | \$0.00                      |            | \$0.00                     | \$0.00                         | \$0.00       |
| 24          | 0189902          | 2200                      | \$0.00                      |            | \$0.00                     | \$0.00                         | \$0.00       |
| 24          | 0189902          | 2300                      | \$0.00                      |            | \$0.00                     | \$0.00                         | \$0.00       |
| 24          | 0189902          | 2400                      | \$0.00                      |            | \$0.00                     | \$0.00                         | \$0.00       |
| 24          | 0189903          | 2300                      | \$0.00                      |            | \$0.00                     | \$0.00                         | \$0.00       |
| 24          | 0189904          | 2400                      | \$0.00                      |            | \$0.00                     | \$0.00                         | \$0.00       |
| 24          | 0189905          | 2100                      | \$0.00                      |            | \$0.00                     | \$0.00                         | \$0.00       |
| 24          | 0189905          | 2100                      | \$0.00                      |            | \$0.00                     | \$0.00                         | \$0.00       |
| 24          | 0189906          | 2900                      | \$2,000.00                  | 0.2625     | \$525.00                   | \$0.00                         | \$1,475.00   |
| 24          | 0189906          | 7200                      | \$0.00                      |            | \$0.00                     | \$0.00                         | \$0.00       |
| 24          | 0189907          | 1900                      | \$7,739.00                  | 0          | \$0.00                     | \$0.00                         | \$7,739.00   |
| 24          | 0189908          | 2100                      | \$0.00                      |            | \$0.00                     | \$0.00                         | \$0.00       |
| 24          | 0189910          | 2700                      | \$0.00                      |            | \$0.00                     | \$0.00                         | \$0.00       |
| 24          | 0189914          | 2900                      | \$1,000.00                  | 0          | \$0.00                     | \$0.00                         | \$1,000.00   |
| 24          | 0189915          | 2900                      | \$6,100.00                  | 0          | \$0.00                     | \$1,100.00                     | \$5,000.00   |
| 24          | 0189916          | 2900                      | \$8,300.00                  | 0.35552771 | \$2,950.88                 | \$210.46                       | \$5,138.66   |
| 24          | 0189917          | 2900                      | \$14,000.00                 | 0          | \$0.00                     | \$0.00                         | \$14,000.00  |
| 24          | 0189918          | 2900                      | \$10,111.00                 | 0.02834734 | \$286.62                   | \$153.07                       | \$9,671.31   |
| 24          | 0189919          | 2900                      | \$789.00                    | 0          | \$0.00                     | \$500.00                       | \$289.00     |
| 24          | 0189920          | 2800                      | \$0.00                      |            | \$0.00                     | \$0.00                         | \$0.00       |
| 24          | 0189922          | 2100                      | \$0.00                      |            | \$0.00                     | \$0.00                         | \$0.00       |
| 24          | 0189930          | 2200                      | \$0.00                      |            | \$0.00                     | \$0.00                         | \$0.00       |
| 24          | 0199000          | 2100                      | \$0.00                      |            | \$0.00                     | \$0.00                         | \$0.00       |
| 24          | 0199009          | 2100                      | \$62.00                     | 0          | \$0.00                     | \$0.00                         | \$62.00      |
| 24          | 0199017          | 2100                      | \$12,595.00                 | 0          | \$0.00                     | \$0.00                         | \$12,595.00  |
| 24          | 0199121          | 2100                      | \$6,500.00                  | 0.52692308 | \$3,425.00                 | \$1,100.00                     | \$1,975.00   |



| Fiscal Year | Fund - Expdledger | Function First Two Digits | Fiscal Year Budgeted Amount | % Expensed | Fiscal Year Expense Amount | Fiscal Year Encumbrance Amount | Balance        |
|-------------|-------------------|---------------------------|-----------------------------|------------|----------------------------|--------------------------------|----------------|
| 24          | 0199180           | 4100                      | \$0.00                      |            | \$0.00                     | \$0.00                         | \$0.00         |
| 24          | 0199181           | 1100                      | \$0.00                      |            | \$0.00                     | \$0.00                         | \$0.00         |
| 24          | 0199213           | 4100                      | \$0.00                      |            | \$0.00                     | \$0.00                         | \$0.00         |
| 24          | 0199301           | 4300                      | \$0.00                      |            | \$0.00                     | \$0.00                         | \$0.00         |
| 24          | 0199513           | 1100                      | \$0.00                      |            | \$0.00                     | \$0.00                         | \$0.00         |
| 24          | 0199715           | 1100                      | \$0.00                      |            | \$0.00                     | \$0.00                         | \$0.00         |
| 24          | 0199920           | 2200                      | \$0.00                      |            | \$0.00                     | \$0.00                         | \$0.00         |
| 24          | 0209001           | 2800                      | \$12,314.37                 | 0.1084619  | \$1,335.64                 | \$3,664.36                     | \$7,314.37     |
| 24          | 0209001           | 7200                      | \$0.00                      |            | \$0.00                     | \$0.00                         | \$0.00         |
| 24          | 0229000           | 7900                      | \$10,000.00                 | 0          | \$0.00                     | \$5,000.00                     | \$5,000.00     |
| 24          | 0229300           | 4500                      | \$31,193.72                 | 0.26004465 | \$8,111.76                 | \$0.00                         | \$23,081.96    |
| 24          | 0229300           | 7200                      | \$766.28                    | 1          | \$766.28                   | \$0.00                         | \$0.00         |
| 24          | 0249001           | 2900                      | \$11,828,767.22             | 0.60215241 | \$7,122,720.64             | \$1,646,786.57                 | \$3,059,260.01 |
| 24          | 0249002           | 0000                      | \$626.00                    | 0          | \$0.00                     | \$0.00                         | \$626.00       |
| 24          | 0249002           | 2900                      | \$748,484.27                | 0.57533142 | \$430,626.52               | \$10,000.00                    | \$307,857.75   |
| 24          | 0249094           | 2900                      | \$215,261.28                | 0.57750493 | \$124,314.45               | \$135,018.54                   | (\$44,071.71)  |
| 24          | 0270000           | 2900                      | \$233,394.90                | 0.49816204 | \$116,268.48               | \$164,515.18                   | (\$47,388.76)  |
| 24          | 0719013           | 2700                      | \$3,146,492.69              | 0.38997109 | \$1,227,041.17             | \$297,533.29                   | \$1,621,918.23 |
| 24          | 0719013           | 2800                      | \$120,000.00                | 0.314596   | \$37,751.52                | \$27,285.65                    | \$54,962.83    |
| 24          | 0719013           | 5100                      | \$0.00                      |            | \$0.00                     | \$0.00                         | \$0.00         |
| 24          | 0719013           | 7200                      | \$1,728,637.50              | 0.79291215 | \$1,370,657.68             | \$0.00                         | \$357,979.82   |
| 24          | 2009110           | 4600                      | \$571.66                    | 0.12192562 | \$69.70                    | \$571.66                       | (\$69.70)      |
| 24          | 2009121           | 4600                      | \$234.00                    | 0          | \$0.00                     | \$0.00                         | \$234.00       |
| 24          | 2009185           | 4600                      | \$1,450.00                  | 0          | \$0.00                     | \$0.00                         | \$1,450.00     |
| 24          | 2009201           | 4300                      | \$375.00                    | 0          | \$0.00                     | \$0.00                         | \$375.00       |
| 24          | 2009202           | 4600                      | \$5,780.79                  | 0.15520889 | \$897.23                   | \$2,385.56                     | \$2,498.00     |
| 24          | 2009205           | 4600                      | \$250.00                    | 0          | \$0.00                     | \$0.00                         | \$250.00       |
| 24          | 2009209           | 4100                      | \$7,098.00                  | 0.15483235 | \$1,099.00                 | \$4,651.00                     | \$1,348.00     |
| 24          | 2009251           | 4300                      | \$506.09                    | 0          | \$0.00                     | \$375.00                       | \$131.09       |
| 24          | 2009253           | 4300                      | \$3,164.17                  | 0          | \$0.00                     | \$2,000.00                     | \$1,164.17     |
| 24          | 2009254           | 4100                      | \$4,000.00                  | 0.09625    | \$385.00                   | \$3,615.00                     | \$0.00         |
| 24          | 2009256           | 4100                      | \$3,903.07                  | 0          | \$0.00                     | \$2,000.00                     | \$1,903.07     |
| 24          | 2009258           | 4600                      | \$1,621.26                  | 0.25918113 | \$420.20                   | \$79.80                        | \$1,121.26     |
| 24          | 2009301           | 4600                      | \$0.00                      |            | \$0.00                     | \$0.00                         | \$0.00         |
| 24          | 2009302           | 4100                      | \$1,745.54                  | 0.22759719 | \$397.28                   | \$917.72                       | \$430.54       |
| 24          | 2009303           | 4100                      | \$208.34                    | 0          | \$0.00                     | \$208.00                       | \$0.34         |
| 24          | 2009304           | 7200                      | \$0.00                      |            | \$0.00                     | \$0.00                         | \$0.00         |
| 24          | 2009305           | 4100                      | \$0.00                      |            | \$0.00                     | \$0.00                         | \$0.00         |
| 24          | 2009307           | 4100                      | \$51,149.81                 | 0.34139677 | \$17,462.38                | \$23,414.81                    | \$10,272.62    |
| 24          | 2009309           | 4600                      | \$1,400.00                  | 0          | \$0.00                     | \$1,400.00                     | \$0.00         |
| 24          | 2009312           | 4100                      | \$20,000.00                 | 0.3879915  | \$7,759.83                 | \$12,252.95                    | (\$12.78)      |
| 24          | 2009314           | 4600                      | \$450.00                    | 0          | \$0.00                     | \$450.00                       | \$0.00         |
| 24          | 2009315           | 4600                      | \$350.00                    | 0          | \$0.00                     | \$350.00                       | \$0.00         |
| 24          | 2009318           | 4100                      | \$7,860.00                  | 0          | \$0.00                     | \$7,860.00                     | \$0.00         |
| 24          | 2009321           | 4600                      | \$23,737.80                 | 0.14968447 | \$3,553.18                 | \$17,446.82                    | \$2,737.80     |
| 24          | 2009323           | 4600                      | \$1,989.00                  | 0.30832076 | \$613.25                   | \$1,675.75                     | (\$300.00)     |
| 24          | 2009324           | 4600                      | \$20,000.00                 | 0.004798   | \$95.96                    | \$19,904.04                    | \$0.00         |
| 24          | 2009325           | 4100                      | \$22,600.00                 | 0.44085929 | \$9,963.42                 | \$12,900.00                    | (\$263.42)     |
| 24          | 2009326           | 4100                      | \$4,333.67                  | 0.17477796 | \$757.43                   | \$3,401.57                     | \$174.67       |
| 24          | 2009327           | 4100                      | \$5,328.67                  | 0.03579317 | \$190.73                   | \$2,809.27                     | \$2,328.67     |
| 24          | 2009330           | 4100                      | \$3,530.81                  | 0.17078234 | \$603.00                   | \$2,262.00                     | \$665.81       |
| 24          | 2009330           | 7200                      | \$0.00                      |            | \$0.00                     | \$0.00                         | \$0.00         |
| 24          | 2009331           | 4600                      | \$0.00                      |            | \$0.00                     | \$0.00                         | \$0.00         |
| 24          | 2009332           | 4100                      | \$7,500.00                  | 0.235636   | \$1,767.27                 | \$5,732.73                     | \$0.00         |
| 24          | 2009333           | 4600                      | \$70,000.00                 | 0.42096957 | \$29,467.87                | \$40,000.00                    | \$532.13       |
| 24          | 2009335           | 4100                      | \$6,000.00                  | 0.07736667 | \$464.20                   | \$4,876.05                     | \$659.75       |
| 24          | 2009336           | 4100                      | \$1,500.00                  | 0.48684    | \$730.26                   | \$794.51                       | (\$24.77)      |
| 24          | 2009337           | 4100                      | \$500.00                    | 0          | \$0.00                     | \$500.00                       | \$0.00         |
| 24          | 2009339           | 4100                      | \$28,500.00                 | 0.74468772 | \$21,223.60                | \$7,267.44                     | \$8.96         |
| 24          | 2009340           | 4100                      | \$1,700.00                  | 0.46460588 | \$789.83                   | \$910.17                       | \$0.00         |
| 24          | 2009346           | 4100                      | \$130.00                    | 0          | \$0.00                     | \$100.06                       | \$29.94        |
| 24          | 2009350           | 4300                      | \$2,300.00                  | 0.50328261 | \$1,157.55                 | \$370.00                       | \$772.45       |
| 24          | 2009352           | 4100                      | \$7,600.00                  | 0.01040395 | \$79.07                    | \$7,520.77                     | \$0.16         |
| 24          | 2009353           | 4600                      | \$1,200.00                  | 0          | \$0.00                     | \$1,200.00                     | \$0.00         |
| 24          | 2009355           | 4600                      | \$1,220.00                  | 0.05866393 | \$71.57                    | \$1,148.43                     | \$0.00         |
| 24          | 2009380           | 4600                      | \$5,000.00                  | 0.052394   | \$261.97                   | \$4,738.03                     | \$0.00         |
| 24          | 2009420           | 4600                      | \$0.00                      |            | \$0.00                     | \$0.00                         | \$0.00         |
| 24          | 2009421           | 4600                      | \$3.00                      | 0.16666667 | \$0.50                     | \$2.50                         | \$0.00         |
| 24          | 2009422           | 4600                      | \$134.00                    | 0.16619403 | \$22.27                    | \$111.73                       | \$0.00         |
| 24          | 2009423           | 4600                      | \$2,270.00                  | 0.16617621 | \$377.22                   | \$1,892.78                     | \$0.00         |
| 24          | 2009424           | 4600                      | \$5,815.00                  | 0.22415993 | \$1,303.49                 | \$3,411.51                     | \$1,100.00     |
| 24          | 2009425           | 4600                      | \$60,000.00                 | 0.0195365  | \$1,172.19                 | \$58,827.00                    | \$0.81         |
| 24          | 2009426           | 4600                      | \$1,900.00                  | 0.06662632 | \$126.59                   | \$1,773.41                     | \$0.00         |
| 24          | 2009427           | 4600                      | \$1,600.00                  | 0.0517125  | \$82.74                    | \$1,417.26                     | \$100.00       |
| 24          | 3000000           | 7200                      | \$0.00                      |            | \$0.00                     | \$0.00                         | \$0.00         |
| 24          | 3003000           | 4500                      | \$70,000.00                 | 0.85386429 | \$59,770.50                | \$0.00                         | \$10,229.50    |
| 24          | 3003000           | 4500                      | \$30,000.00                 | 0.61475033 | \$18,442.51                | \$11,272.49                    | \$285.00       |
| 24          | 3003000           | 4500                      | \$368,438.85                | 0.72538737 | \$267,260.89               | \$65,084.92                    | \$36,093.04    |
| 24          | 3003001           | 7200                      | \$212,126.80                | 1          | \$212,126.80               | \$0.00                         | \$0.00         |
| 24          | 3003003           | 7200                      | \$26,852.28                 | 1          | \$26,852.28                | \$0.00                         | \$0.00         |
| 24          | 3003004           | 7200                      | \$14,076.98                 | 1          | \$14,076.98                | \$0.00                         | \$0.00         |
| 24          | 3003007           | 7200                      | \$18,265.00                 | 1          | \$18,265.00                | \$0.00                         | \$0.00         |
| 24          | 3003008           | 7200                      | \$119,549.46                | 1          | \$119,549.46               | \$0.00                         | \$0.00         |
| 24          | 3003010           | 7200                      | \$717.00                    | 1          | \$717.00                   | \$0.00                         | \$0.00         |
| 24          | 3003012           | 7200                      | \$9,865.29                  | 1          | \$9,865.29                 | \$0.00                         | \$0.00         |
| 24          | 3003013           | 7200                      | \$12,215.92                 | 1          | \$12,215.92                | \$0.00                         | \$0.00         |
| 24          | 3003015           | 7200                      | \$4,450.00                  | 1          | \$4,450.00                 | \$0.00                         | \$0.00         |
| 24          | 3003016           | 7200                      | \$7,316.00                  | 1          | \$7,316.00                 | \$0.00                         | \$0.00         |
| 24          | 3003017           | 7200                      | \$12,433.94                 | 1          | \$12,433.94                | \$0.00                         | \$0.00         |
| 24          | 3003018           | 7200                      | \$31,069.37                 | 1          | \$31,069.37                | \$0.00                         | \$0.00         |
| 24          | 3003019           | 7200                      | \$9,435.86                  | 1          | \$9,435.86                 | \$0.00                         | \$0.00         |
| 24          | 3003020           | 7200                      | \$3,290.88                  | 1          | \$3,290.88                 | \$0.00                         | \$0.00         |
| 24          | 3003021           | 7200                      | \$4,319.96                  | 1          | \$4,319.96                 | \$0.00                         | \$0.00         |
| 24          | 3003022           | 7200                      | \$0.00                      |            | \$0.00                     | \$0.00                         | \$0.00         |
| 24          | 3009110           | 4100                      | \$10,000.00                 | 0.00139    | \$13.90                    | \$970.00                       | \$9,016.10     |
| 24          | 3009120           | 4100                      | \$7,009.00                  | 0.53359966 | \$3,740.00                 | \$1,000.00                     | \$2,269.00     |
| 24          | 3009130           | 4100                      | \$12,375.00                 | 0.34181818 | \$4,230.00                 | \$0.00                         | \$8,145.00     |
| 24          | 3009140           | 4100                      | \$10,139.00                 | 0.39020811 | \$3,956.32                 | \$970.50                       | \$5,212.18     |

| Fiscal Year | Fund - Expledger | Function First Two Digits | Fiscal Year Budgeted Amount | % Expensed  | Fiscal Year Expense Amount | Fiscal Year Encumbrance Amount | Balance        |
|-------------|------------------|---------------------------|-----------------------------|-------------|----------------------------|--------------------------------|----------------|
| 24          | 3009160          | 4100                      | \$10,000.00                 | 0.075723    | \$757.23                   | \$0.00                         | \$9,242.77     |
| 24          | 3009170          | 4100                      | \$20,000.00                 | 0.16825     | \$3,365.00                 | \$0.00                         | \$16,635.00    |
| 24          | 3009180          | 4100                      | \$11,206.52                 | 0.43117578  | \$4,831.98                 | \$3,639.63                     | \$2,734.91     |
| 24          | 3009201          | 4100                      | \$19,000.00                 | 0.10811842  | \$2,054.25                 | \$15,680.98                    | \$1,264.77     |
| 24          | 3009202          | 4100                      | \$0.00                      |             | \$0.00                     | \$0.00                         | \$0.00         |
| 24          | 3009204          | 4100                      | \$0.00                      |             | \$0.00                     | \$0.00                         | \$0.00         |
| 24          | 3009208          | 0000                      | \$1,757.00                  | 0           | \$0.00                     | \$1,757.00                     | \$0.00         |
| 24          | 3009208          | 4100                      | \$103,596.00                | 0.99842832  | \$103,433.18               | \$0.00                         | \$162.82       |
| 24          | 3009250          | 4100                      | \$21,500.00                 | 0.12588093  | \$2,706.44                 | \$5,217.01                     | \$13,576.55    |
| 24          | 3009251          | 4100                      | \$0.00                      |             | \$0.00                     | \$0.00                         | \$0.00         |
| 24          | 3009253          | 4300                      | \$1,026.07                  | 0.37425322  | \$384.01                   | \$215.99                       | \$426.07       |
| 24          | 3009253          | 7200                      | \$0.00                      |             | \$0.00                     | \$0.00                         | \$0.00         |
| 24          | 3009254          | 4300                      | \$2,814.16                  | 0.12927836  | \$363.81                   | \$686.19                       | \$1,764.16     |
| 24          | 3009258          | 0000                      | \$1,000.00                  | 2.76876     | \$2,768.76                 | \$4,708.24                     | (\$6,477.00)   |
| 24          | 3009258          | 4100                      | \$142,960.00                | 0.76159765  | \$108,878.00               | \$23,640.00                    | \$10,442.00    |
| 24          | 3009301          | 4500                      | \$0.00                      |             | \$0.00                     | \$0.00                         | \$0.00         |
| 24          | 3009301          | 7200                      | \$0.00                      |             | \$0.00                     | \$0.00                         | \$0.00         |
| 24          | 3009302          | 4500                      | \$1,120.00                  | 0.41071429  | \$460.00                   | \$0.00                         | \$660.00       |
| 24          | 3009303          | 4600                      | \$2,000.00                  | 0.18321     | \$366.42                   | \$1,633.58                     | \$0.00         |
| 24          | 3009304          | 4600                      | \$7,500.00                  | 0.762108    | \$5,715.81                 | \$1,450.20                     | \$333.99       |
| 24          | 3009313          | 4100                      | \$28,000.00                 | 0.13772571  | \$3,856.32                 | \$21,812.10                    | \$2,331.58     |
| 24          | 3009325          | 4100                      | \$0.00                      |             | \$0.00                     | \$0.00                         | \$0.00         |
| 24          | 3009334          | 4300                      | \$2,000.00                  | 0.10585     | \$211.70                   | \$1,788.30                     | \$0.00         |
| 24          | 3009390          | 4600                      | \$9,000.00                  | 0           | \$0.00                     | \$9,000.00                     | \$0.00         |
| 24          | 3009403          | 1200                      | \$8,000.00                  | 0.28875     | \$2,310.00                 | \$0.00                         | \$5,690.00     |
| 24          | 3009410          | 4500                      | \$5,360.20                  | 0.41169919  | \$2,206.79                 | \$1,793.21                     | \$1,360.20     |
| 24          | 4019012          | 3200                      | \$0.00                      |             | \$0.00                     | \$0.00                         | \$0.00         |
| 24          | 4019012          | 7200                      | \$0.00                      |             | \$0.00                     | \$0.00                         | \$0.00         |
| 24          | 4019013          | 3200                      | \$21,561.33                 | 1.19631906  | \$25,794.23                | \$0.00                         | (\$4,232.90)   |
| 24          | 4019013          | 7200                      | \$0.00                      |             | \$0.00                     | \$0.00                         | \$0.00         |
| 24          | 4019013          | 7500                      | \$0.00                      |             | \$54,452.63                | \$0.00                         | (\$54,452.63)  |
| 24          | 4019014          | 3200                      | \$316,734.44                | 0.35416149  | \$112,175.14               | \$70,968.90                    | \$133,590.40   |
| 24          | 4019022          | 3200                      | \$0.00                      |             | \$0.00                     | \$0.00                         | \$0.00         |
| 24          | 4019022          | 7200                      | \$0.00                      |             | \$0.00                     | \$0.00                         | \$0.00         |
| 24          | 4019023          | 3200                      | \$1,772.20                  | 0.49579619  | \$878.65                   | \$0.00                         | \$893.55       |
| 24          | 4019023          | 7200                      | \$0.00                      |             | \$0.00                     | \$0.00                         | \$0.00         |
| 24          | 4019023          | 7500                      | \$0.00                      |             | \$16,520.14                | \$0.00                         | (\$16,520.14)  |
| 24          | 4019024          | 3200                      | \$9,547.20                  | 0.33349883  | \$3,183.98                 | \$2,420.00                     | \$3,943.22     |
| 24          | 4019032          | 3200                      | \$0.00                      |             | \$0.00                     | \$0.00                         | \$0.00         |
| 24          | 4019032          | 7200                      | \$0.00                      |             | \$0.00                     | \$0.00                         | \$0.00         |
| 24          | 4019033          | 3200                      | \$11,648.92                 | 0.97692147  | \$11,380.08                | \$0.00                         | \$268.84       |
| 24          | 4019033          | 7200                      | \$0.00                      |             | \$0.00                     | \$0.00                         | \$0.00         |
| 24          | 4019033          | 7500                      | \$0.00                      |             | \$26,741.24                | \$0.00                         | (\$26,741.24)  |
| 24          | 4019034          | 3200                      | \$442,035.36                | 0.65052395  | \$287,554.59               | \$58,415.15                    | \$96,065.62    |
| 24          | 4519012          | 2900                      | \$0.00                      |             | \$0.00                     | \$0.00                         | \$0.00         |
| 24          | 4519014          | 2900                      | \$0.00                      |             | \$0.00                     | \$0.00                         | \$0.00         |
| 24          | 4679020          | 2100                      | \$0.00                      |             | \$0.00                     | \$0.00                         | \$0.00         |
| 24          | 4679021          | 2100                      | \$0.00                      |             | \$0.00                     | \$0.00                         | \$0.00         |
| 24          | 4679021          | 2100                      | \$0.00                      |             | \$0.00                     | \$0.00                         | \$0.00         |
| 24          | 4679021          | 2200                      | \$0.00                      |             | \$0.00                     | \$0.00                         | \$0.00         |
| 24          | 4999014          | 2100                      | \$31,473.68                 | 0.53890807  | \$16,961.42                | \$0.00                         | \$14,512.26    |
| 24          | 4999019          | 2400                      | \$10,086.41                 | 0           | \$0.00                     | \$0.00                         | \$10,086.41    |
| 24          | 5079021          | 1100                      | \$0.00                      |             | \$0.00                     | \$0.00                         | \$0.00         |
| 24          | 5079021          | 2200                      | \$0.00                      |             | \$0.00                     | \$0.00                         | \$0.00         |
| 24          | 5079021          | 3200                      | \$0.00                      |             | \$0.00                     | \$0.00                         | \$0.00         |
| 24          | 5079022          | 1100                      | \$33,751.12                 | 0.96871511  | \$32,695.22                | \$0.00                         | \$1,055.90     |
| 24          | 5079022          | 1900                      | \$0.00                      |             | \$0.00                     | \$0.00                         | \$0.00         |
| 24          | 5079022          | 2100                      | (\$134.34)                  | 1           | (\$134.34)                 | \$0.00                         | \$0.00         |
| 24          | 5079022          | 2700                      | \$360,463.31                | 1           | \$360,463.31               | \$0.00                         | \$0.00         |
| 24          | 5079022          | 7400                      | \$1,015,100.00              | 0           | \$0.00                     | \$0.00                         | \$1,015,100.00 |
| 24          | 5079023          | 1100                      | \$395,000.00                | 0.35951899  | \$142,010.00               | \$0.00                         | \$252,990.00   |
| 24          | 5079023          | 2700                      | \$246,560.38                | 0           | \$0.00                     | \$0.00                         | \$246,560.38   |
| 24          | 5079024          | 1100                      | \$284,600.98                | 0.00309451  | \$880.70                   | \$5,187.65                     | \$278,532.63   |
| 24          | 5079024          | 1900                      | \$0.00                      |             | \$3,242.97                 | \$0.00                         | (\$3,242.97)   |
| 24          | 5079024          | 2700                      | \$1,000,000.00              | 0.1062654   | \$106,265.40               | \$607,021.20                   | \$286,713.40   |
| 24          | 5079121          | 1100                      | \$0.00                      |             | \$0.00                     | \$0.00                         | \$0.00         |
| 24          | 5079121          | 1100                      | \$244,955.00                | 0.99632586  | \$244,055.00               | \$0.00                         | \$900.00       |
| 24          | 5079121          | 1900                      | (\$1,095.38)                | 0           | \$0.00                     | \$0.00                         | (\$1,095.38)   |
| 24          | 5079121          | 1900                      | \$0.00                      |             | (\$237.67)                 | \$0.00                         | \$237.67       |
| 24          | 5079121          | 2200                      | (\$2,165.01)                | 0.9804666   | (\$2,122.72)               | \$0.00                         | (\$42.29)      |
| 24          | 5079121          | 2700                      | \$16,256.25                 | 1           | \$16,256.25                | \$0.00                         | \$0.00         |
| 24          | 5079222          | 2100                      | \$0.00                      |             | \$0.00                     | \$0.00                         | \$0.00         |
| 24          | 5079222          | 2800                      | \$0.00                      |             | \$0.00                     | \$0.00                         | \$0.00         |
| 24          | 5169022          | 1200                      | \$0.00                      |             | \$0.00                     | \$0.00                         | \$0.00         |
| 24          | 5169022          | 1200                      | \$0.00                      |             | \$0.00                     | \$0.00                         | \$0.00         |
| 24          | 5169022          | 1200                      | \$0.00                      |             | \$0.00                     | \$0.00                         | \$0.00         |
| 24          | 5169022          | 1200                      | \$0.00                      |             | \$0.00                     | \$0.00                         | \$0.00         |
| 24          | 5169022          | 2100                      | \$0.00                      |             | \$0.00                     | \$0.00                         | \$0.00         |
| 24          | 5169022          | 2100                      | \$0.00                      |             | \$0.00                     | \$0.00                         | \$0.00         |
| 24          | 5169022          | 2200                      | \$0.00                      |             | \$0.00                     | \$0.00                         | \$0.00         |
| 24          | 5169022          | 2400                      | \$0.00                      |             | \$0.00                     | \$0.00                         | \$0.00         |
| 24          | 5169022          | 2400                      | \$0.00                      |             | \$0.00                     | \$0.00                         | \$0.00         |
| 24          | 5169022          | 3200                      | \$0.00                      |             | \$0.00                     | \$0.00                         | \$0.00         |
| 24          | 5169023          | 1200                      | (\$56,806.76)               | -0.4615125  | \$26,217.03                | \$0.00                         | (\$83,023.79)  |
| 24          | 5169023          | 1200                      | \$121,130.46                | 0.14429071  | \$17,478.00                | \$0.00                         | \$103,652.46   |
| 24          | 5169023          | 1200                      | \$12,515.89                 | 0.47264637  | \$5,915.59                 | \$0.00                         | \$6,600.30     |
| 24          | 5169023          | 1200                      | \$44,741.55                 | 0           | \$0.00                     | \$0.00                         | \$44,741.55    |
| 24          | 5169023          | 1900                      | \$0.00                      |             | \$0.00                     | \$0.00                         | \$0.00         |
| 24          | 5169023          | 2100                      | \$105,903.40                | 0           | \$0.00                     | \$0.00                         | \$105,903.40   |
| 24          | 5169023          | 2100                      | (\$7,568.10)                | -0.83605925 | \$6,327.38                 | \$0.00                         | (\$13,895.48)  |
| 24          | 5169023          | 2100                      | (\$7,166.07)                | -0.53240619 | \$3,815.26                 | \$0.00                         | (\$10,981.33)  |
| 24          | 5169023          | 2100                      | \$0.00                      |             | \$0.00                     | \$0.00                         | \$0.00         |
| 24          | 5169023          | 2100                      | \$18,526.16                 | 0           | \$0.00                     | \$0.00                         | \$18,526.16    |
| 24          | 5169023          | 2100                      | \$0.00                      |             | \$0.00                     | \$0.00                         | \$0.00         |
| 24          | 5169023          | 2200                      | \$25,745.79                 | -0.01551516 | (\$399.45)                 | \$0.00                         | \$26,145.24    |
| 24          | 5169023          | 2400                      | \$2,023.00                  | 0.84672269  | \$1,712.92                 | \$0.00                         | \$310.08       |
| 24          | 5169023          | 2400                      | \$1,592.72                  | -0.26020895 | (\$414.44)                 | \$0.00                         | \$2,007.16     |
| 24          | 5169023          | 3200                      | \$0.00                      |             | \$0.00                     | \$0.00                         | \$0.00         |

| Fiscal Year | Fund - Expledger | Function First Two Digits | Fiscal Year Budgeted Amount | % Expensed | Fiscal Year Expense Amount | Fiscal Year Encumbrance Amount | Balance       |
|-------------|------------------|---------------------------|-----------------------------|------------|----------------------------|--------------------------------|---------------|
| 24          | 5169024          | 1200                      | \$473,298.11                | 0.5350476  | \$253,237.02               | \$0.00                         | \$220,061.09  |
| 24          | 5169024          | 1200                      | \$536,772.19                | 0.34307161 | \$184,151.30               | \$0.00                         | \$352,620.89  |
| 24          | 5169024          | 1200                      | \$127,199.92                | 0.50713617 | \$64,507.68                | \$0.00                         | \$62,692.24   |
| 24          | 5169024          | 1200                      | \$18,000.00                 | 0          | \$0.00                     | \$15,000.00                    | \$3,000.00    |
| 24          | 5169024          | 2100                      | \$109,191.92                | 0          | \$0.00                     | \$0.00                         | \$109,191.92  |
| 24          | 5169024          | 2100                      | \$264,219.22                | 0.48886966 | \$129,168.76               | \$0.00                         | \$135,050.46  |
| 24          | 5169024          | 2100                      | \$56,919.42                 | 1.27701003 | \$72,686.67                | \$9,000.00                     | (\$24,767.25) |
| 24          | 5169024          | 2100                      | \$18,480.00                 | 0          | \$0.00                     | \$0.00                         | \$18,480.00   |
| 24          | 5169024          | 2200                      | \$74,000.00                 | 0.02885135 | \$2,135.00                 | \$22,575.00                    | \$49,290.00   |
| 24          | 5169024          | 2400                      | \$0.00                      |            | \$36,047.10                | \$0.00                         | (\$36,047.10) |
| 24          | 5169024          | 2400                      | \$62,120.99                 | 0          | \$0.00                     | \$0.00                         | \$62,120.99   |
| 24          | 5169024          | 3200                      | \$58,263.35                 | 0.34512485 | \$20,108.13                | \$37,631.40                    | \$523.82      |
| 24          | 5169122          | 1200                      | \$0.00                      |            | \$0.00                     | \$0.00                         | \$0.00        |
| 24          | 5169122          | 1200                      | \$0.00                      |            | \$0.00                     | \$0.00                         | \$0.00        |
| 24          | 5169122          | 2100                      | \$0.00                      |            | \$0.00                     | \$0.00                         | \$0.00        |
| 24          | 5169122          | 2100                      | \$0.00                      |            | \$0.00                     | \$0.00                         | \$0.00        |
| 24          | 5169122          | 2200                      | \$0.00                      |            | \$0.00                     | \$0.00                         | \$0.00        |
| 24          | 5169122          | 2400                      | \$0.00                      |            | \$0.00                     | \$0.00                         | \$0.00        |
| 24          | 5169122          | 3200                      | \$0.00                      |            | \$0.00                     | \$0.00                         | \$0.00        |
| 24          | 5169123          | 1200                      | \$1,279.82                  | 0          | \$0.00                     | \$0.00                         | \$1,279.82    |
| 24          | 5169123          | 2100                      | \$13,811.88                 | 0          | \$0.00                     | \$0.00                         | \$13,811.88   |
| 24          | 5169123          | 2100                      | \$1,060.30                  | 0          | \$0.00                     | \$0.00                         | \$1,060.30    |
| 24          | 5169123          | 2400                      | \$0.00                      |            | \$0.00                     | \$0.00                         | \$0.00        |
| 24          | 5169123          | 3200                      | \$395.51                    | 0          | \$0.00                     | \$0.00                         | \$395.51      |
| 24          | 5519122          | 1200                      | \$0.00                      |            | \$0.00                     | \$0.00                         | \$0.00        |
| 24          | 5519123          | 1200                      | \$4,843.90                  | 0          | \$0.00                     | \$0.00                         | \$4,843.90    |
| 24          | 5729022          | 1200                      | \$0.00                      |            | \$0.00                     | \$0.00                         | \$0.00        |
| 24          | 5729022          | 2200                      | \$0.00                      |            | \$0.00                     | \$0.00                         | \$0.00        |
| 24          | 5729022          | 3200                      | \$0.00                      |            | \$0.00                     | \$0.00                         | \$0.00        |
| 24          | 5729022          | 3200                      | \$0.00                      |            | \$0.00                     | \$0.00                         | \$0.00        |
| 24          | 5729023          | 1200                      | \$38,396.41                 | 0.8789965  | \$33,750.31                | \$0.00                         | \$4,646.10    |
| 24          | 5729023          | 3200                      | \$341.69                    | 0.54605051 | \$186.58                   | \$0.00                         | \$155.11      |
| 24          | 5729024          | 1200                      | \$549,178.41                | 0.48402007 | \$265,813.37               | \$0.00                         | \$283,365.04  |
| 24          | 5729024          | 3200                      | \$5,500.00                  | 0.35383273 | \$1,946.08                 | \$3,553.92                     | \$0.00        |
| 24          | 5729122          | 1100                      | \$0.00                      |            | \$0.00                     | \$0.00                         | \$0.00        |
| 24          | 5729123          | 1100                      | \$133,587.49                | 0.1541425  | \$20,591.51                | \$0.00                         | \$112,995.98  |
| 24          | 5729124          | 1100                      | \$165,909.87                | 0.07639558 | \$12,674.78                | \$2,175.42                     | \$151,059.67  |
| 24          | 5729221          | 1100                      | \$0.00                      |            | \$0.00                     | \$0.00                         | \$0.00        |
| 24          | 5729221          | 2200                      | \$0.00                      |            | \$0.00                     | \$0.00                         | \$0.00        |
| 24          | 5849022          | 1100                      | \$0.00                      |            | \$0.00                     | \$0.00                         | \$0.00        |
| 24          | 5849022          | 2200                      | \$0.00                      |            | \$0.00                     | \$0.00                         | \$0.00        |
| 24          | 5849022          | 3200                      | \$0.00                      |            | \$0.00                     | \$0.00                         | \$0.00        |
| 24          | 5849023          | 1100                      | \$8,272.66                  | 0.05376143 | \$444.75                   | \$0.00                         | \$7,827.91    |
| 24          | 5849023          | 2200                      | \$0.00                      |            | (\$591.92)                 | \$0.00                         | \$591.92      |
| 24          | 5849023          | 3200                      | \$0.00                      |            | \$0.00                     | \$0.00                         | \$0.00        |
| 24          | 5849024          | 2200                      | \$42,416.23                 | 0.67334579 | \$28,560.79                | \$4,982.26                     | \$8,873.18    |
| 24          | 5849024          | 3200                      | \$4,386.18                  | 0.16433434 | \$720.80                   | \$3,665.38                     | \$0.00        |
| 24          | 5879021          | 1200                      | \$0.00                      |            | \$0.00                     | \$0.00                         | \$0.00        |
| 24          | 5879022          | 1200                      | \$0.00                      |            | \$0.00                     | \$0.00                         | \$0.00        |
| 24          | 5879023          | 1100                      | \$0.00                      |            | \$0.00                     | \$0.00                         | \$0.00        |
| 24          | 5879023          | 1200                      | \$2,420.21                  | 0.88911706 | \$2,151.85                 | \$0.00                         | \$268.36      |
| 24          | 5879024          | 1200                      | \$44,079.42                 | 0.41247026 | \$18,181.45                | \$956.33                       | \$24,941.64   |
| 24          | 5879121          | 1200                      | \$0.00                      |            | \$0.00                     | \$0.00                         | \$0.00        |
| 24          | 5879121          | 2200                      | \$0.00                      |            | \$0.00                     | \$0.00                         | \$0.00        |
| 24          | 5879122          | 1200                      | \$0.00                      |            | \$0.00                     | \$0.00                         | \$0.00        |
| 24          | 5879122          | 1200                      | \$0.00                      |            | \$0.00                     | \$0.00                         | \$0.00        |
| 24          | 5879122          | 2200                      | \$0.00                      |            | \$0.00                     | \$0.00                         | \$0.00        |
| 24          | 5879123          | 1200                      | \$3,132.80                  | 0.95515513 | \$2,992.31                 | \$2,439.98                     | (\$2,299.49)  |
| 24          | 5879123          | 2200                      | \$0.00                      |            | \$0.00                     | \$0.00                         | \$0.00        |
| 24          | 5909022          | 1200                      | \$0.00                      |            | \$0.00                     | \$0.00                         | \$0.00        |
| 24          | 5909022          | 2200                      | \$0.00                      |            | \$812.45                   | \$0.00                         | (\$812.45)    |
| 24          | 5909022          | 3200                      | \$0.00                      |            | \$0.00                     | \$0.00                         | \$0.00        |
| 24          | 5909023          | 2200                      | \$18,311.06                 | 0.36686407 | \$6,717.67                 | \$0.00                         | \$11,593.39   |
| 24          | 5909023          | 3200                      | \$7,979.80                  | 0.74670418 | \$5,958.55                 | \$0.00                         | \$2,021.25    |
| 24          | 5909024          | 2200                      | \$128,009.60                | 0.62180477 | \$79,596.98                | \$20,953.19                    | \$27,459.43   |
| 24          | 5909024          | 3200                      | \$14,542.34                 | 0.2557532  | \$3,719.25                 | \$10,823.09                    | \$0.00        |
| 24          | 5999021          | 1100                      | \$0.00                      |            | \$0.00                     | \$0.00                         | \$0.00        |
| 24          | 5999021          | 2200                      | \$0.00                      |            | \$0.00                     | \$0.00                         | \$0.00        |
| 24          | 5999021          | 3200                      | \$0.00                      |            | \$0.00                     | \$0.00                         | \$0.00        |
| 24          | 5999022          | 3100                      | \$0.00                      |            | \$0.00                     | \$0.00                         | \$0.00        |
| 24          | 5999023          | 2700                      | \$152,521.48                | 0.17984877 | \$27,430.80                | \$124,792.86                   | \$297.82      |
|             |                  | Totals                    | \$136,946,410.72            |            |                            |                                |               |

# GENERAL FUND-TRUE DAYS CASH

Includes Substitute Levy

