

Medina City Schools

Forecast Fund Analysis

February 29, 2024

	2023-2024 Original Estimate (1)	Y-T-D Actual July 2023 - June 2024 (2)	Percent	Variance (3)
Beginning Balance - July 1, 2023		39,972,859.26		0.00
General Fund	25,195,142.69			
Other Funds - Substitute Levy	14,777,716.57			
Revenue	<u>83,685,024.00</u> 83,685,024.00	<u>68,722,537.63</u> 68,722,537.63	<u>82.1%</u>	<u>14,962,486.37</u> 14,962,486.37
Expenditures	93,591,593.00	58,664,828.97	62.7%	34,926,764.03
Encumbrance	851,800.00	3,715,720.64		-2,863,920.64
	<u>94,443,393.00</u>	<u>62,380,549.61</u>		<u>32,062,843.39</u>
Ending Balance - June 30, 2024	<u>29,214,490.26</u>	<u>46,314,847.28</u>		<u>-17,100,357.02</u>

Original Estimate revenue, expenditure and encumbrance taken from May 2022 five-year forecast
Includes May 2018 Substitute Levy

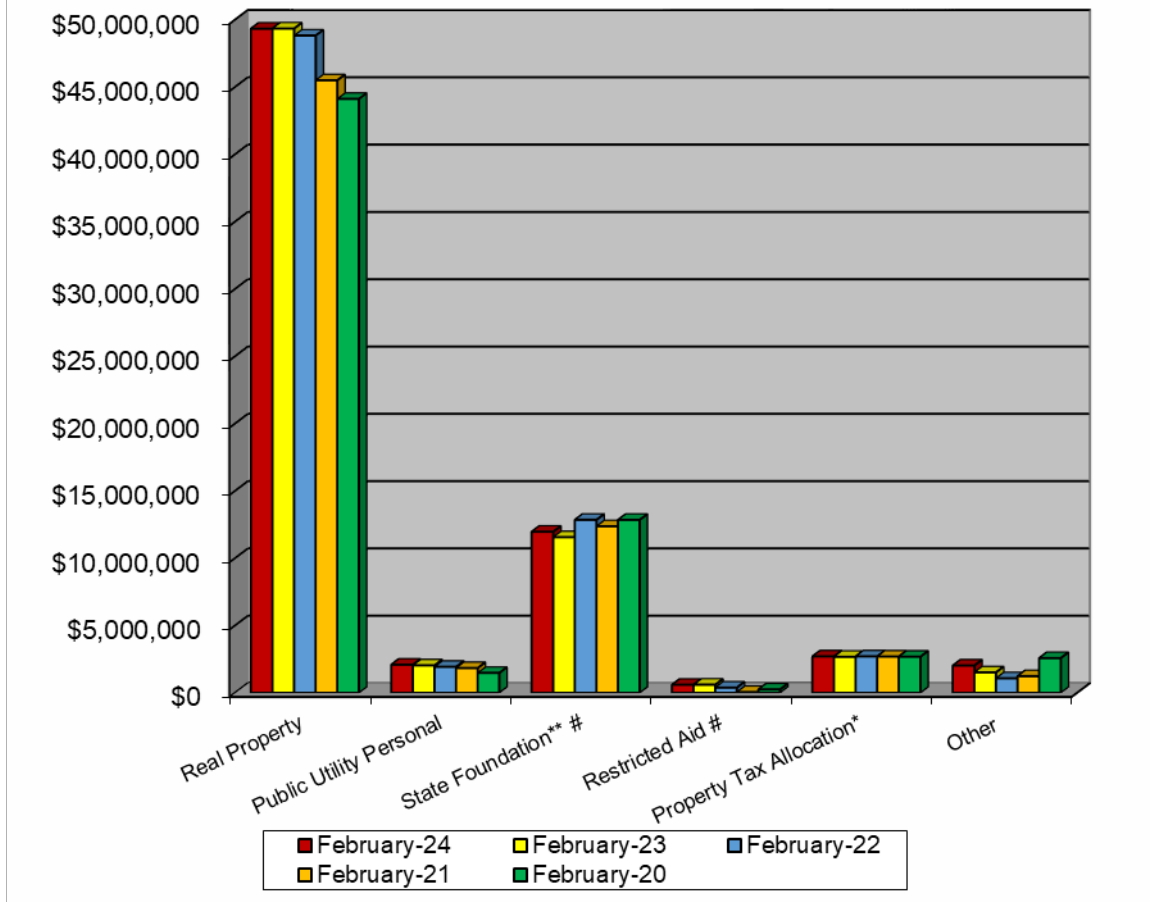
Forecast Funds Summary

February 2024

Revenues

1. Real Property Taxes – Total Real Property Taxes received from the beginning of the fiscal year until February 29, 2024 is \$49,340,605.03. This is a decrease of 0.1% below last year's taxes received at this time. \$23,988,840.00 was collected in February.
2. Public Utility Personal Property Taxes – Total Public Utility Personal Property Taxes received from the beginning of the fiscal year until February 29, 2024 is \$2,090,332.14. These monies are distributed upon settlement from the County Auditor. This amount is listed in a separate line for State and five-year forecasting purposes. \$-0- had been transferred in February.
3. State Foundation – State Foundation monies received from the State of Ohio from the beginning of the fiscal year until February 29, 2024 total \$10,553,951.94. This is an increase of 3.5% above last year's foundation money received at this time. \$1,413,785.93 was collected in February.
4. Restricted Aid – Restricted Aid monies are for Career Tech funding and Economically Disadvantaged Students. We have added e-Rate funding as well because these funds are restrictive to technology. Monies received from the beginning of the fiscal year until February 29, 2024 total \$593,666.18. \$74,303.99 was collected in February.
5. Homestead and Rollback – Monies received from the State of Ohio from the beginning of the fiscal year until February 29, 2024 total \$2,704,249.11. Receipts are based upon the real property taxes collected and Homestead filings with the County Auditor.
6. Other – Other monies received from the beginning of the fiscal year until February 29, 2024 total \$2,025,947.30. This is an increase of 33.5% above last year at this time. \$203,158.79 was collected in February.

Forecast Fund Revenue



	February-24	February-23	February-22	February-21	February-20	Current Forecast
Real Property	\$49,340,605	\$49,352,991	\$48,831,069	\$45,505,002	\$44,122,269	\$52,725,316
Public Utility Personal	\$2,090,332	\$2,039,544	\$1,931,103	\$1,837,573	\$1,474,378	\$4,234,262
State Foundation** #	\$11,967,738	\$11,561,306	\$12,852,029	\$12,374,192	\$12,848,374	\$17,426,501
Restricted Aid #	\$593,666	\$605,490	\$388,610	\$55,239	\$247,772	\$862,903
Property Tax Allocation*	\$2,704,249	\$2,674,971	\$2,704,436	\$2,695,062	\$2,680,748	\$5,475,462
Other	\$2,025,947	\$1,516,440	\$1,079,051	\$1,236,109	\$2,580,101	\$4,292,461
Total	\$68,722,538	\$67,750,742	\$67,786,298	\$63,703,178	\$63,953,642	\$85,016,905
State %	22.2%	21.9%	23.5%	23.7%	24.7%	

* Includes Homestead/Rollback, Tangible Personal Property Tax Fixed Rate Loss Reimbursement and Electric Deregulation.

** Includes Casino Revenue in State Foundation beginning January 2013 and Economic Disadvantaged Funding in November 2013.

Encompasses the Fair School Funding Plan as of January 2022

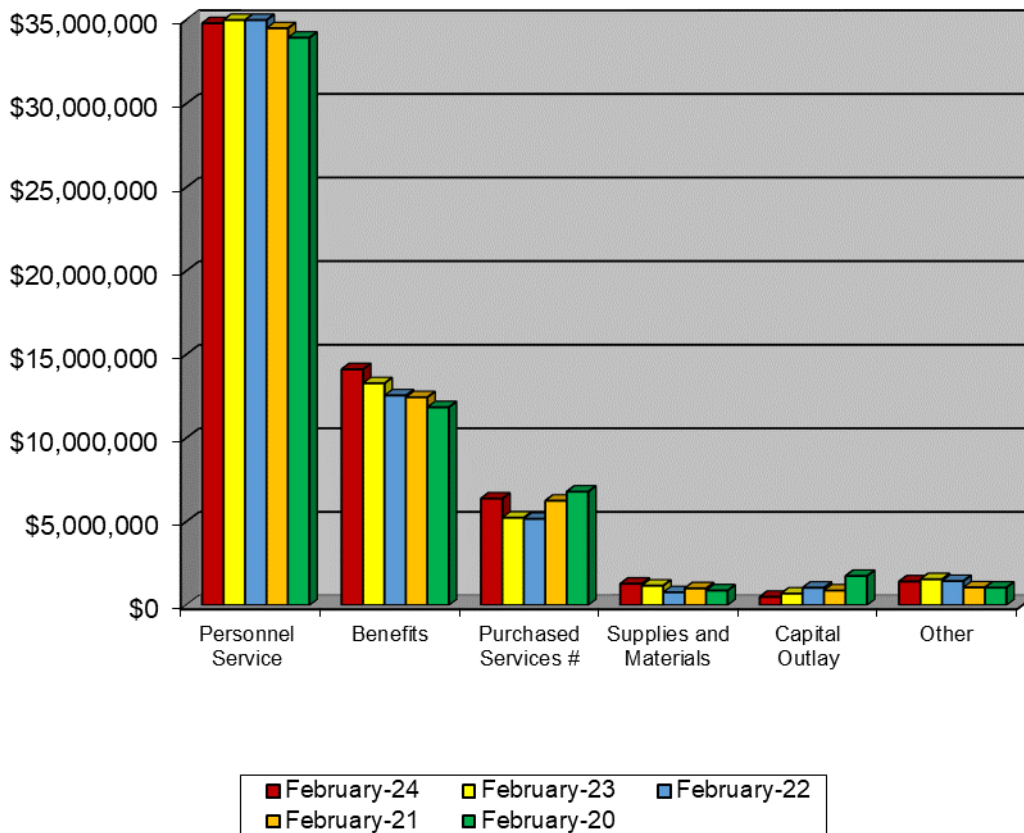
Forecast Funds Summary

February 2024

Expenditures

1. Personnel Services– The costs for personnel services for the School District from the beginning of the fiscal year until February 29, 2024 was \$34,808,780.61. This was a decrease of 4.6% below last year at this time. \$4,160,438.42 was spent in February.
2. Benefits – The cost for benefits for the School District from the beginning of the fiscal year until February 29, 2024 was \$14,113,175.27. This was an increase of 6.3% above last year at this time. \$1,710,474.76 was spent in February.
3. Purchased Services – The cost for purchased services for the district from the beginning of the fiscal year until February 29, 2024 total \$6,382,171.39. This was a 21.8% increase above last year at this time. \$814,378.09 was spent in February.
4. Supplies and Materials – The cost for supplies and materials for the district from the beginning of the fiscal year until February 29, 2024 total \$1,288,214.15. This was a 10.0% increase above last year at this time. \$95,246.43 was spent in February.
5. Capital Outlay – The cost for capital outlay for the district from the beginning of the fiscal year until February 29, 2024 total \$499,106.51. This was a 28.4% decrease below last year at this time. \$181,849.38 was spent in February.
6. Other – The cost of other expenditures excluding transfers for the district was \$1,423,031.04 for the fiscal year until February 29, 2024. This was a 8.5% decrease below last year at this time. \$56,890.62 spent in February.

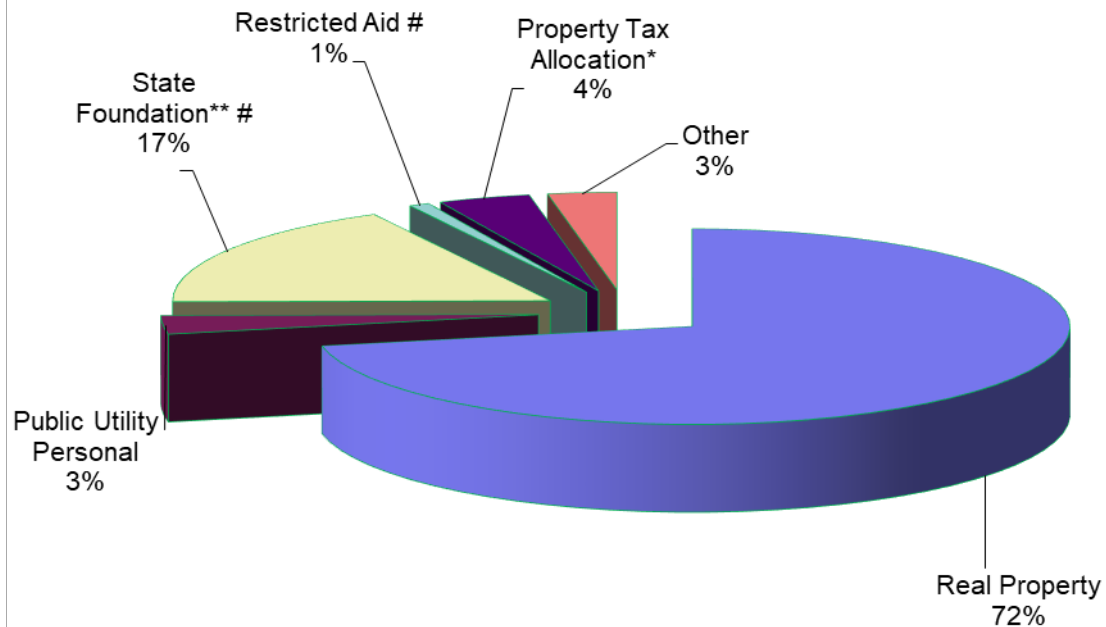
Forecast Fund Expenditures



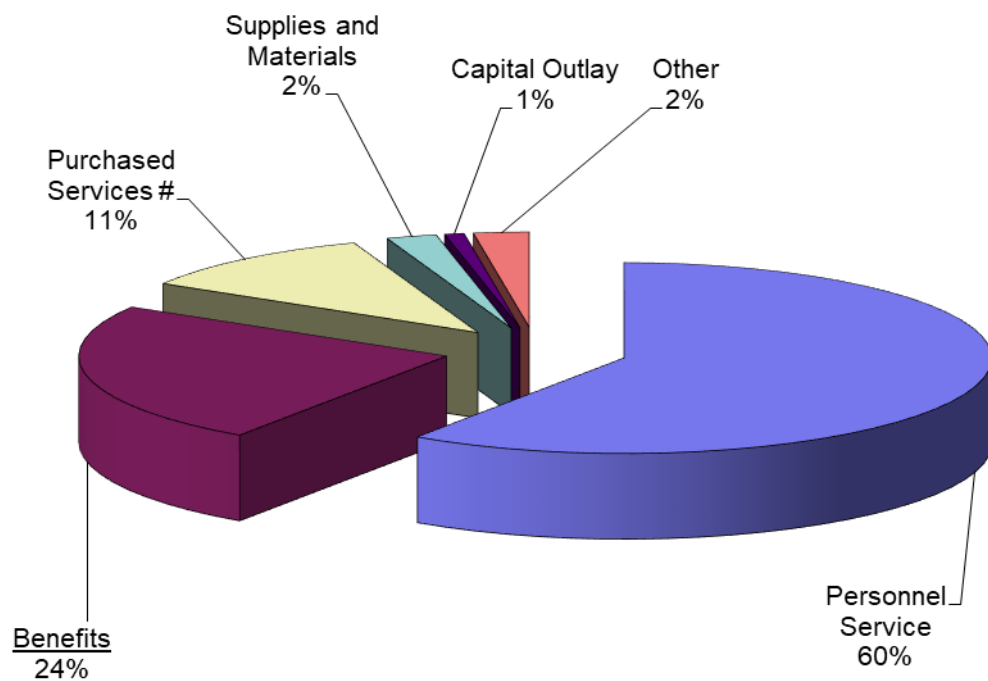
	February-24	February-23	February-22	February-21	February-20	Current Forecast
Personnel Service	\$34,808,781	\$36,499,588.39	\$35,575,651	\$34,508,644	\$33,940,985	\$58,584,346
Benefits	\$14,113,175	\$13,275,521.13	\$12,546,468	\$12,439,452	\$11,841,568	\$21,520,557
Purchased Services #	\$6,382,171	\$5,239,074.60	\$5,172,035	\$6,250,440	\$6,792,911	\$8,505,870
Supplies and Materials	\$1,288,214	\$1,170,788.01	\$773,871	\$1,011,465	\$885,245	\$1,244,205
Capital Outlay	\$499,107	\$697,257.42	\$1,044,447	\$880,069	\$1,752,348	\$1,207,052
Other	\$1,423,031	\$1,556,323.26	\$1,445,532	\$1,066,207	\$1,051,714	\$2,287,076
Transfers and Adv., Etc.	\$150,350	\$480,679.99	\$339,213	\$428,544	\$427,757	\$820,835
Other than Debt						
Total	\$58,664,829	\$58,919,233	\$56,897,217	\$56,584,822	\$56,692,529	\$94,169,941

Reduced with Fair School Funding Plan in January 2022

Current Forecast Fund Revenue



Current Forecast Fund Expenditures



	12/22/23	01/05/24	01/19/24	02/02/24	02/16/24	Last Five Pay Variance
FOOD SERVICE	\$30,997.42	\$30,997.42	\$30,997.42	\$30,229.20	\$30,229.20	-2.54%
TRANSPORTATION	\$46,139.46	\$46,139.46	\$46,139.46	\$46,139.46	\$46,139.46	0.00%
IPP	\$90,128.35	\$92,000.98	\$89,889.16	\$90,165.55	\$90,165.55	0.04%
SECRETARY	\$44,438.00	\$44,438.00	\$44,448.07	\$43,574.41	\$43,574.41	-1.98%
MEDIA IPP	\$10,884.69	\$10,884.69	\$10,884.69	\$10,884.69	\$10,884.69	0.00%
12 MONTH	138,565.67	135,694.62	131,462.80	137,490.16	134,927.47	-2.70%
PREVENTION COORDINATORS	\$12,572.15	\$11,482.12	\$10,277.42	\$10,277.42	\$10,277.42	-22.33%
ADMIN	\$29,267.18	\$29,267.18	\$29,267.18	\$29,267.18	\$29,267.18	0.00%
TEACHERS	1,517,389.66	1,517,390.46	1,518,638.34	1,512,765.91	1,512,765.91	-0.31%
CERTIFIED 204:	\$7,840.41	\$7,840.41	\$7,840.41	\$7,840.41	\$7,840.41	0.00%
ASST PRINCIPAL	\$24,223.89	\$24,223.89	\$24,223.89	\$24,223.89	\$24,223.89	0.00%
CERT 12 MNTH- admin certified	\$28,953.44	\$28,953.44	\$28,953.44	\$28,953.44	\$28,953.44	0.00%
CERTIFIED 219- PRINCIPALS	\$72,063.09	\$72,063.09	\$72,063.09	\$72,063.09	\$72,063.09	0.00%
CERTIFIED 194:	\$7,969.45	\$7,969.45	\$7,969.45	\$7,969.45	\$7,969.45	0.00%
PSYCHS	\$33,137.54	\$34,500.23	\$29,963.00	\$29,963.00	\$29,963.00	-10.59%



Medina City Schools

FEBRUARY

MONTH END BANK ACCOUNT BALANCES:

OPERATING ACCOUNT - HUNTINGTON	\$ 2,017,767.60
FLEX ACCOUNT - HUNTINGTON	\$ 58,666.16
WORKERS COMP (ZBA) - HUNTINGTON	\$ -
WESTFIELD BANK	\$ 1,389,783.78
WESTFIELD BANK COMMERCIAL CHECKING	\$ 1,630,579.77
STAR OHIO - GENERAL	\$ 19,612,093.01
JP Morgan / Metlife Claims	\$ 15,850.15
RED TREE INVESTMENTS - GENERAL	\$ 20,524,627.20
MULTISECURITIES FIXED	\$ 12,714,000.00
MULTISECURITIES CASH FUND DEPOSITS	\$ 23.16
5/3RD BANK	\$ 8,035,981.90
T. ROWE PRICE Hoffman-Collins	\$ 308,447.33
DWS -Hoffman- Collins	\$ 489,449.39
DWS - Bushman	\$ 8,004.77
Kanehl Stocks	\$ 3,437.61

TOTAL BANK BALANCES \$ 66,808,711.83

PETTY CASH/CHANGE FUND:

PETTY CASH	\$ -
TOTAL PETTY CASH/CHANGE FUND	\$ -

DEPOSITS IN TRANSIT:

	\$ 249,000.00	5/3rd Money Market holding
	\$ 2,205,085.58	
	\$ 40,515.71	MBS sent 2/29

TOTAL DEPOSITS IN TRANSIT \$ 2,494,601.29

OUTSTANDING CHECKS:

OPERATING ACCOUNT - HUNTINGTON:		
CHECKS	(300,645.35)	
EFT-MEMO CKS	(265,288.89)	\$ (203.00)
Workers Comp Outstanding Checks	(13,816.80)	SHEAKLEY
Flex Outstanding Checks	(1,068.08)	
PAYROLL ACCOUNT - HUNTINGTON:		
CHECKS	(64.31)	1017206
EFTS	(511.18)	A10102

TOTAL OUTSTANDING CHECKS \$ (581,394.61)

MISCELLANEOUS ADJUSTMENTS:

QTRLY TAXES	(190.36)	lakewood city
DO NOT RECEIPT	174.96	PAYROLL VOID FED MEDICA & STATE TAX
ADJUSTMENTS IN TRANSIT	(62,720.40)	

TOTAL LIABILITIES ADJUSTMENTS \$ (62,735.80)

TOTAL BANK BALANCE \$ 68,659,182.71

PER FINSUM (eFP) \$ 68,659,182.71 POST PAYROLL

Difference \$ 0.00

Medina City School District

Sales Tax Update

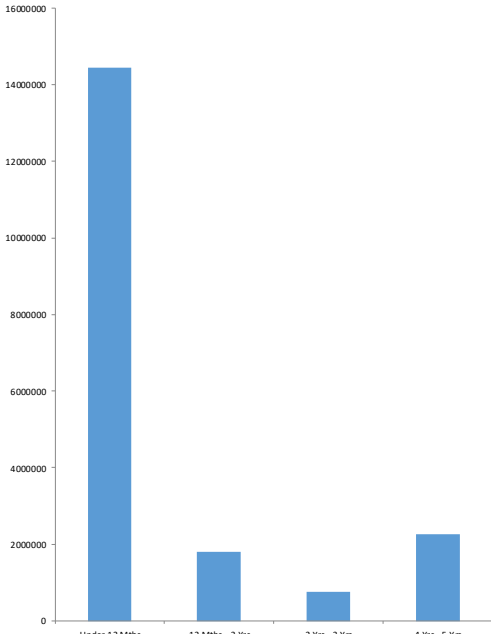
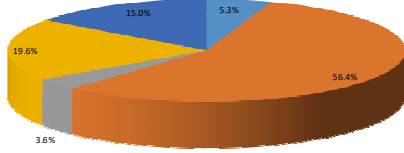
Date	Sales Tax Description	Receipts	Expenditures	Balance
July 1, 2023	Beginning Balance (071) Sales Tax and (002-9012) Bond			\$3,479,546.49
July	Sales Tax Distribution	\$975,501.22		\$4,455,047.71
	Summer Paving Project Consulting Services		\$8,340.21	\$4,446,707.50
	MHS Gym Scoreboards		\$76,218.00	\$4,370,489.50
	Summer Paving Project		\$10,089.92	\$4,360,399.58
	Roofing Project		\$30,449.70	\$4,329,949.88
	Asphalt Overlay and Removal		\$57,617.00	\$4,272,332.88
	Compressor for Walk In Freezer Claggett		\$3,865.00	\$4,268,467.88
	Fleet Master Lease Agreement		\$7,496.46	\$4,260,971.42
August	Summer Paving Project Consulting Services		\$32,605.42	\$4,228,366.00
	Roof Replacement Project Consulting Services		\$9,830.14	\$4,218,535.86
	Scoreboard Booster Payment		(\$30,487.20)	\$4,249,023.06
	Pickleball Court Construction		\$104,754.00	\$4,144,269.06
	Pickleball Court Construction - City Payment		(\$25,872.50)	\$4,170,141.56
	Pickleball Court Construction - City Payment		(\$22,000.00)	\$4,192,141.56
	District Paving 2023		\$248,623.91	\$3,943,517.65
	Roof Replacement Project		\$217,260.00	\$3,726,257.65
	Roofing Project 2022		\$89,719.79	\$3,636,537.86
	Fleet Master Lease Agreement		\$7,471.46	\$3,629,066.40
September	Summer Paving Project Consulting Services		\$263.30	\$3,628,803.10
	Digital Message Center Sign		\$4,210.75	\$3,624,592.35
	Summer Paving Project		\$15,000.00	\$3,609,592.35
	Pickleball Court Construction		\$37,284.00	\$3,572,308.35
	Pickleball Court Construction - City Payment		(\$52,377.00)	\$3,624,685.35
	Fleet Master Lease Agreement		\$7,351.97	\$3,617,333.38
October	Sales Tax Distribution	\$1,129,124.90		\$4,746,458.28
	MHS Scoreboards		\$68,596.20	\$4,677,862.08
	Pickleball Court Construction - City Payment		(\$18,642.00)	\$4,696,504.08
	Roof Replacement Project		\$166,071.03	\$4,530,433.05
	Scoreboard Booster Payment		(\$27,231.47)	\$4,557,664.52
November	COP's Principal and Interest		\$1,370,657.68	\$3,187,006.84
	Masonry Repairs Blake		\$8,760.00	\$3,178,246.84
	District Paving 2023		\$47,863.86	\$3,130,382.98
December	Heritage Renovation Consulting		\$34,320.00	\$3,096,062.98
	Fleet Master Lease Agreement		\$7,717.28	\$3,088,345.70
January 2024	Sales Tax Distribution	\$1,101,247.74		\$4,189,593.44
	Roof Replacement Project		\$67,659.11	\$4,121,934.33
	Walk In Cooler/Freezer at Blake		\$64,250.00	\$4,057,684.33
	Fleet Master Lease Agreement		\$7,714.35	\$4,049,969.98
February	Heritage Renovation Consulting		\$34,320.00	\$4,015,649.98
	Fleet Master Lease Agreement		\$7,717.28	\$4,007,932.70
	Fiscal Year Totals	\$3,205,873.86	\$2,677,487.65	

Medina City School District

Recreation Center

Date	Description	District Revenue	District Expenses	City Reimbursements	Total Balance
July 1, 2022	Beginning Balance (003-9001)				\$ 243,131.08
July	Rec Center Expansion Project		\$2,550.00		\$ 240,581.08
	Deposit in Error			\$22,000.00	\$ 262,581.08
	Natatorium Upgrade Project		\$105,800.00		\$ 156,781.08
August	Rec Center Expansion Project		\$2,550.00		\$ 154,231.08
	Consulting Services for Natatorium Upgrade Project		\$1,950.00		\$ 152,281.08
	Error Correction			-\$22,000.00	\$ 130,281.08
	Natatorium Upgrade Project		\$282,049.00		\$ (151,767.92)
September	Rec Center Expansion Project		\$2,550.00		\$ (154,317.92)
	Labor and Materials to Replair Severed Pipes in Pool		\$6,122.00		\$ (160,439.92)
October	Consulting Services for Natatorium Upgrade Project		\$1,050.00		\$ (161,489.92)
	Rec Center Expansion Project		\$2,550.00		\$ (164,039.92)
	Labor and Materials to Replair Severed Pipes in Pool			\$3,061.00	\$ (160,978.92)
	Natatorium Upgrade Project		\$184,287.00		\$ (345,265.92)
November	Rec Center Expansion Project		\$1,700.00		\$ (346,965.92)
December	Rec Center Expansion Project		\$1,700.00		\$ (348,665.92)
	Consulting Services for Natatorium Upgrade Project		\$750.00		\$ (349,415.92)
	New Batting Cage		\$1,800.00		\$ (351,215.92)
	New Batting Cage			\$900.00	\$ (350,315.92)
	Fire Alarm Service		\$3,030.10		\$ (353,346.02)
	Natatorium Upgrade Project		\$121,923.66		\$ (475,269.68)
	Natatorium Repaint Targets & Color LED Lights		\$9,749.20		\$ (485,018.88)
	Natatorium Deck Drain Replacement		\$77,183.40		\$ (562,202.28)
January 2024	Transfer from 001	\$130,000.00			\$ (432,202.28)
	Natatorium Upgrade Project			\$23,000.00	\$ (409,202.28)
	Fire Alarm Service		\$347.06		\$ (409,549.34)
	Fire Alarm Service			\$3,030.10	\$ (406,519.24)
	Natatorium Upgrade Project		\$119,341.34		\$ (525,860.58)
February	Hot Tub		\$3,710.00		\$ (529,570.58)
	Curtain Replacement		\$7,900.00		\$ (537,470.58)
	Total Revenues, Expenditures and Reimbursements	\$ 130,000.00	\$ 940,592.76	\$ 29,991.10	

Monthly Investment Summary
Medina City School District
US Bank Custodian Acct Ending x70982
 February 29, 2024

Monthly Cash Flow Activity		Market Value Summary				
From 01-31-24 through 02-29-24						
Beginning Book Value	20,492,661.03					
Contributions	0.00					
Withdrawals	0.00					
Realized Gains/Losses	2,743.19					
Gross Interest Earnings	29,222.98					
Ending Book Value	20,524,627.20					
		Security Type	Market Value	Pct. Assets	Avg Yield at Cost	Wght Avg Mat
		Money Market Fund				
		MONEY MARKET FUND	1,075,886.10	5.3	5.19	0.00
		Fixed Income				
		MUNICIPAL BONDS	738,195.00	3.6	0.83	1.37
		U.S. GOVERNMENT AGENCY NOTES	11,454,282.55	56.2	1.85	1.15
		U.S. TREASURY NOTES	3,984,356.48	19.6	3.13	1.41
		Accrued Interest	72,913.89	0.4		
		Commercial Paper				
		COMMERCIAL PAPER	3,038,653.03	14.9	5.86	0.25
		TOTAL PORTFOLIO	20,364,287.05	100.0	2.85	1.01
Maturity Distribution		Security Type Allocation				
Distribution by Maturity 						

Disclosures:

RedTree's internal accounting system is used as the source of the market value of this account. Although obtained from a source believed to be reliable, we cannot guarantee its accuracy. You should review all account statements provided by the custodian and compare with the statements provided by RedTree.

Questions? Call 888.596.2293 or email info@redtreeinv.com

Portfolio Holdings Report
Medina City School District
US Bank Custodian Acct Ending x70982
February 29, 2024

Quantity	Cusip	Security Description	Moody's	S&P	Cost Basis	Market Value	Yield at Cost	Wtd Maturity	Purchase Date
U.S. GOVERNMENT AGENCY NOTES									
240,000	3133EMTW2	Federal Farm Credit Bank 0.300% Due 03-18-24	Aaa	AA+	239,805.60	239,426.58	0.33	0.05	04-27-21
1,200,000	3133EMGF3	Federal Farm Credit Bank 0.350% Due 05-16-24	Aaa	AA+	1,197,900.00	1,187,470.02	0.40	0.21	11-19-20
115,000	3130ANMM9	Federal Home Ln Bank 0.540% Due 08-26-24	Aaa	AA+	115,000.00	112,204.05	0.54	0.48	08-26-21
750,000	3130ANX88	Federal Home Ln Bank 0.500% Due 09-27-24	Aaa	AA+	749,775.00	730,045.76	0.51	0.56	09-27-21
1,500,000	3130ALQV9	Federal Home Ln Bank 0.570% Due 09-30-24	Aaa	AA+	1,500,000.00	1,460,119.39	0.57	0.57	03-30-21
500,000	3130ALTH7	Federal Home Ln Bank 0.510% Due 09-30-24	Aaa	AA+	500,000.00	486,536.57	0.51	0.57	03-30-21
415,000	3130AKDS2	Federal Home Ln Bank 0.390% Due 10-28-24	Aaa	AA+	415,402.55	402,048.36	0.36	0.65	02-19-21
1,000,000	3135G06E8	Federal Natl Mtg Assoc 0.420% Due 11-18-24	Aaa	AA+	998,250.00	966,089.73	0.46	0.70	11-18-20
1,065,000	3133EPWP6	Federal Farm Credit Bank 5.500% Due 11-25-24	Aaa	AA+	1,064,829.60	1,067,291.81	5.52	0.71	09-25-23
1,200,000	3133EMER9	Federal Farm Credit Bank 0.470% Due 01-27-25	Aaa	AA+	1,198,620.00	1,150,551.43	0.50	0.89	10-29-20
600,000	3130AV7L0	Federal Home Ln Bank 5.000% Due 02-28-25	Aaa	AA+	595,584.00	599,420.22	5.57	0.96	10-20-23
250,000	3130AWLY4	Federal Home Ln Bank 5.125% Due 06-13-25	Aaa	AA+	249,855.00	250,748.06	5.16	1.22	08-24-23
800,000	3134GXDM3	Federal Home Ln Mtg 0.620% Due 12-01-25	Aaa	AA+	799,400.00	744,109.30	0.64	1.70	12-02-20
380,000	3134GXHD9	Federal Home Ln Mtg 0.700% Due 12-23-25	Aaa	AA+	380,000.00	353,318.34	0.70	1.76	12-23-20
500,000	3130AKZ25	Federal Home Ln Bank 0.650% Due 02-26-26	Aaa	AA+	500,000.00	461,363.92	0.65	1.94	02-26-21
200,000	3133EPWK7	Federal Farm Credit Bank 4.500% Due 09-22-28	Aaa	AA+	198,250.20	200,823.12	4.70	4.01	09-29-23
300,000	3134H1ES8	Federal Home Ln Mtg 6.000% Due 09-27-28	Aaa	AA+	300,000.00	299,312.55	6.00	3.85	09-29-23
725,000	3133EPZN8	Federal Farm Credit Bank 5.000% Due 10-24-28	Aaa	AA+	724,463.50	743,403.33	5.02	4.06	10-24-23
	Accrued Interest					54,903.77			
					11,727,135.45	11,509,186.32	1.85	1.15	
MUNICIPAL BONDS									
500,000	677581JB7	State of Ohio, OH REV 0.520% Due 12-15-24	Aa2	AA	500,000.00	481,925.00	0.52	0.77	06-08-21
250,000	668180CW0	Northwestern LSD, OH GO 5.820% Due 12-01-26	Aa2		304,310.00	256,270.00	1.42	2.49	10-12-21
	Accrued Interest					4,186.39			
					804,310.00	742,381.39	0.83	1.37	
U.S. TREASURY NOTES									
950,000	91282CBR1	US Treasury Note 0.250% Due 03-15-24	Aaa	AA+	948,033.21	948,125.79	0.33	0.04	08-09-21
550,000	91282CBV2	US Treasury Note 0.375% Due 04-15-24	Aaa	AA+	549,978.52	546,621.31	0.38	0.12	09-20-21
1,000,000	912828WJ5	US Treasury Note 2.500% Due 05-15-24	Aaa	AA+	975,546.88	994,101.56	5.39	0.21	06-30-23
500,000	91282CHM6	US Treasury Note 4.500% Due 07-15-26	Aaa	AA+	499,003.91	499,492.19	4.59	2.22	02-29-24

Disclosures:

RedTree's internal accounting system is used as the source of the market value of this account. Although obtained from a source believed to be reliable, we cannot guarantee its accuracy. You should review all account statements provided by the custodian and compare with the statements provided by RedTree.

Questions? Call 888.596.2293 or email info@redtreeinv.com

Portfolio Holdings Report
Medina City School District
US Bank Custodian Acct Ending x70982
February 29, 2024

Quantity	Cusip	Security Description	Moody's	S&P	Cost Basis	Market Value	Yield at Cost	Wtd Maturity	Purchase Date
500,000	91282CHQ7	US Treasury Note 4.125% Due 07-31-28	Aaa	AA+	495,429.69	496,250.00	4.35	3.99	02-29-24
500,000	91282CKD2	US Treasury Note 4.250% Due 02-28-29	Aaa	AA+	498,554.69	499,765.62	4.31	4.46	02-29-24
	Accrued Interest					13,823.73			
					3,966,546.90	3,998,180.21	3.13	1.41	
COMMERCIAL PAPER									
380,000	78009ACS1	Royal Bank of Canada (RBC) 0.000% Due 03-26-24	P-1	A-1+	363,926.00	378,537.38	5.89	0.07	06-30-23
500,000	46640PD18	JP Morgan 0.000% Due 04-01-24	P-1	A-1	479,000.00	497,604.00	5.85	0.09	07-06-23
250,000	89233GDG8	Toyota Motor Credit 0.000% Due 04-16-24	P-1	A-1+	239,563.19	248,258.00	5.90	0.13	07-25-23
250,000	13608ADK9	Canadian Imp Holdings 0.000% Due 04-19-24	P-1	A-1	239,425.00	248,151.25	5.89	0.14	07-24-23
250,000	89233GEQ5	Toyota Motor Credit 0.000% Due 05-24-24	P-1	A-1+	239,426.80	246,846.75	5.91	0.23	08-29-23
450,000	89233GFE1	Toyota Motor Credit 0.000% Due 06-14-24	P-1	A-1+	431,102.76	442,942.65	5.87	0.29	09-19-23
1,000,000	63307LH87	National Bank of Canada 0.000% Due 08-08-24	P-1	A-1	958,305.00	976,313.00	5.82	0.44	11-13-23
					2,950,748.75	3,038,653.03	5.86	0.25	
MONEY MARKET FUND									
	USBMMF	First American Treasury Obligations Fund			1,075,886.10	1,075,886.10	5.19		
TOTAL PORTFOLIO					20,524,627.20	20,364,287.05	2.85	1.01	

Disclosures:

RedTree's internal accounting system is used as the source of the market value of this account. Although obtained from a source believed to be reliable, we cannot guarantee its accuracy. You should review all account statements provided by the custodian and compare with the statements provided by RedTree.

Questions? Call 888.596.2293 or email info@redtreeinv.com

Monthly Activity Reports
Medina City School District
US Bank Custodian Acct Ending x70982
 From 02-01-24 Through 02-29-24

GROSS INTEREST INCOME

Ex-Date	Pay-Date	Security	Amount
U.S. GOVERNMENT AGENCY NOTES			
02-26-24	02-26-24	Federal Home Ln Bank 0.650% Due 02-26-26	1,625.00
02-26-24	02-26-24	Federal Home Ln Bank 0.540% Due 08-26-24	310.50
02-26-24	02-26-24	Federal Farm Credit Bank 0.250% Due 02-26-24	1,262.50
02-26-24	02-27-24	Federal Home Ln Bank 0.250% Due 03-08-24	1,173.61
02-28-24	02-28-24	Federal Home Ln Bank 5.000% Due 02-28-25	15,000.00
			19,371.61
U.S. TREASURY NOTES			
02-28-24	02-29-24	US Treasury Note 4.500% Due 07-15-26	-2,781.59
02-28-24	02-29-24	US Treasury Note 4.125% Due 07-31-28	-1,643.20
			-4,424.79
U.S. TREASURY BILLS			
02-29-24	02-29-24	US Treasury Bill 0.000% Due 02-29-24	14,199.79
MONEY MARKET FUND			
02-01-24	02-01-24	First American Treasury Obligations Fund	76.37
GROSS INCOME			29,222.98

Disclosures:

RedTree's internal accounting system is used as the source of the market value of this account. Although obtained from a source believed to be reliable, we cannot guarantee its accuracy. You should review all account statements provided by the custodian and compare with the statements provided by RedTree.

Questions? Call 888.596.2293 or email info@redtreeinv.com

Purchase and Sale
Medina City School District
US Bank Custodian Acct Ending x70982
 From 02-01-24 Through 02-29-24

Trade Date	Settle Date	Quantity	Security	Unit Price	Amount
PURCHASES					
02-28-2024	02-29-2024	500,000	US Treasury Note 4.125% Due 07-31-28	99.09	495,429.69
02-28-2024	02-29-2024	500,000	US Treasury Note 4.500% Due 07-15-26	99.80	499,003.91
02-29-2024	02-29-2024	500,000	US Treasury Note 4.250% Due 02-28-29	99.71	498,554.69
					1,492,988.29
SALES					
02-26-2024	02-26-2024	625,000	Federal Farm Credit Bank 0.250% Due 02-26-24	100.00	625,000.00
02-26-2024	02-26-2024	385,000	Federal Farm Credit Bank 0.250% Due 02-26-24	100.00	385,000.00
02-26-2024	02-27-2024	1,000,000	Federal Home Ln Bank 0.250% Due 03-08-24	99.85	998,510.00
02-29-2024	02-29-2024	525,000	US Treasury Bill 0.000% Due 02-29-24	100.00	525,000.00
					2,533,510.00

Disclosures:

RedTree's internal accounting system is used as the source of the market value of this account. Although obtained from a source believed to be reliable, we cannot guarantee its accuracy. You should review all account statements provided by the custodian and compare with the statements provided by RedTree.

Questions? Call 888.596.2293 or email info@redtreeinv.com

Realized Gains/Losses
Medina City School District
US Bank Custodian Acct Ending x70982
 From 02-01-24 Through 02-29-24

Open Date	Close Date	Quantity	Security	Cost Basis	Proceeds	Gain Or Loss	
						Short Term	Long Term
03-09-2021	02-26-2024	625,000	Federal Farm Credit Bank 0.250% Due 02-26-24	623,324.16	625,000.00		1,675.84
03-31-2021	02-26-2024	385,000	Federal Farm Credit Bank 0.250% Due 02-26-24	384,110.65	385,000.00		889.35
05-24-2021	02-27-2024	1,000,000	Federal Home Ln Bank 0.250% Due 03-08-24	998,332.00	998,510.00		178.00
TOTAL GAINS						0.00	2,743.19
TOTAL LOSSES						0.00	0.00
TOTAL REALIZED GAIN/LOSS				2,005,766.81	2,008,510.00	0.00	2,743.19

Disclosures:

RedTree's internal accounting system is used as the source of the market value of this account. Although obtained from a source believed to be reliable, we cannot guarantee its accuracy. You should review all account statements provided by the custodian and compare with the statements provided by RedTree.

Questions? Call 888.596.2293 or email info@redtreeinv.com

ENV# CEBPZMHWBMMFNSX_BBBBB
FIFTH THIRD SECURITIES, INC.
MD 1M0B2A
5050 KINGSLEY DRIVE
CINCINNATI, OH 45263



MEDINA CITY SCHOOLS
DAVID CHAMBERS
739 WEYMOUTH RD
MEDINA OH 44256

STATEMENT FOR THE PERIOD FEBRUARY 1, 2024 TO FEBRUARY 29, 2024

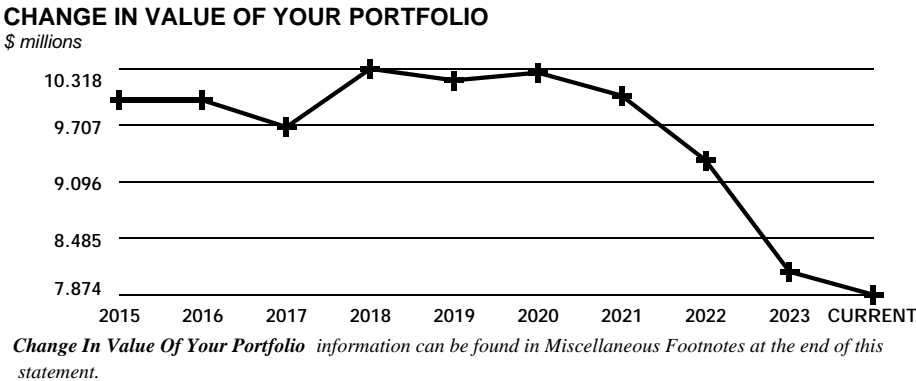
MEDINA CITY SCHOOLS - Corporation
Account Number: [REDACTED]

BEGINNING VALUE OF YOUR PORTFOLIO	\$7,895,405.85
TOTAL VALUE OF YOUR PORTFOLIO	\$7,873,650.25

For questions about your accounts:
In-State: 614 744 5496
National: 888 889 1025

By the courtesy of:
Carter & Savage

FOR YOUR INFORMATION
Fifth Third Securities, Inc. Investments offered through Fifth Third Securities, Inc., member
FINRA/SIPC



Fifth Third Securities, Inc.

Statement for the Period February 1, 2024 to February 29, 2024

MEDINA CITY SCHOOLS - Corporation
Account Number: [REDACTED]



Account Overview

CHANGE IN ACCOUNT VALUE	<i>Current Period</i>	<i>Year-to-Date</i>
BEGINNING VALUE	\$7,895,405.85	\$8,125,004.49
Additions and Withdrawals	(\$18,805.86)	(\$273,517.66)
Misc. & Corporate Actions	\$0.00	\$0.00
Income	\$18,805.86	\$24,517.66
Taxes, Fees and Expenses	\$0.00	\$0.00
Change in Value	(\$21,755.60)	(\$2,354.24)
ENDING VALUE (AS OF 02/29/24)	\$7,873,650.25	\$7,873,650.25

Refer to Miscellaneous Footnotes for more information on Change in Value.

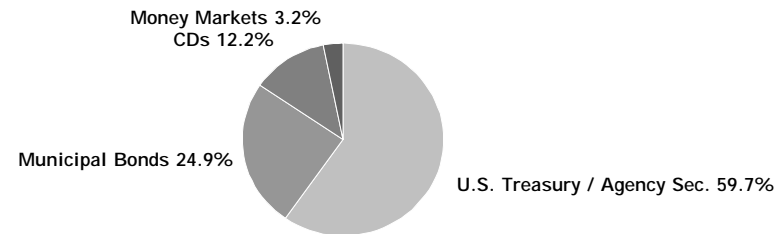
INCOME	<i>Current Period</i>	<i>Year-to-Date</i>
TAXABLE		
Taxable Dividends	\$1,034.95	\$1,782.77
Taxable Interest	\$17,770.91	\$22,734.89
TOTAL TAXABLE	\$18,805.86	\$24,517.66
TOTAL INCOME	\$18,805.86	\$24,517.66

Taxable income is determined based on information available to NFS at the time the statement was prepared, and is subject to change. Final information on taxation of interest and dividends is available on Form 1099-Div, which is mailed in February of the subsequent year.

MESSAGES AND ALERTS

Customers wishing to learn more about their investment professional can contact the FINRA BrokerCheck Hotline Number at 1-800-289-9999 or visit the FINRA Regulation website www.finra.org. Customers can also obtain an investor brochure that includes information describing the FINRA BrokerCheck program by contacting Brokerage Operations 1-888-889-1025.

ACCOUNT ALLOCATION



	<i>Percent</i>	<i>Prior Period</i>	<i>Current Period</i>
Money Markets	3.2 %	\$249,000.00	\$249,000.00
CDs	12.2	\$955,337.95	\$956,945.85
Municipal Bonds	24.9	\$1,969,880.40	\$1,963,518.90
U.S. Treasury / Agency Sec.	59.7	\$4,721,187.50	\$4,704,185.50
TOTAL	100.0 %	\$7,895,405.85	\$7,873,650.25

Account Allocation shows the percentage that each asset class represents of your total account value. Account Allocation for equities, fixed income, and other categories may include mutual funds and may be net of short positions. NFS has made assumptions concerning how certain mutual funds are allocated. Closed-end mutual funds and Exchange Traded Products (ETPs) listed on an exchange may be included in the equity allocation. The chart may not reflect your actual portfolio allocation. Consult your broker/dealer prior to making investment decisions.

Please note that the FDIC insured deposit at Fifth Third Bank under the Fifth Third BD Program is not covered by SIPC. The FDIC insured deposit is eligible for FDIC insurance subject to FDIC coverage limits at the time funds are deposited at Fifth Third Bank. As referenced in the Fifth Third BD Program disclosure document, clients are responsible for monitoring their total assets at Fifth Third Bank to determine the extent of available FDIC coverage.

Statement for the Period February 1, 2024 to February 29, 2024

MEDINA CITY SCHOOLS - Corporation
Account Number: [REDACTED]



Account Overview *continued*

MESSAGES AND ALERTS *continued*

Order Flow Practices- SEC Rule 607 Disclosure- FTS is a customer of NFS, where NFS provides certain securities clearance services. FTS receives remuneration for directing orders to a particular broker or dealer and routes orders to market centers, national securities exchanges, alternative trading systems, electronic communications networks, and broker-dealers that offer credits for certain types of orders, while assessing fees for other types of orders. Credits offered by a market center may exceed the charges assessed, such that a market center may make a payment to FTS in relation to the orders. Such remuneration, if any, is considered compensation to FTS.

Fifth Third Securities reminds you to please promptly report any inaccuracies or discrepancies in your account to Brokerage Operations by calling 1-888-889-1025. Please reconfirm any oral communications in writing to your investment professional to further protect your rights under the Securities Investor Protection Act SIPA.

Statement for the Period February 1, 2024 to February 29, 2024

MEDINA CITY SCHOOLS - Corporation
Account Number: [REDACTED]



Holdings

NFS-provided cost basis, realized gain (loss) and holding period information may not reflect all adjustments necessary for tax purposes. Please refer to Footnotes and Cost Basis Information at the end of this statement for more information.

For additional information regarding your holdings, please refer to the footnotes at the end of the statement.

Client Investment - Reflects the amount from share purchases, transfers and conversions that have customer or third party provided cost basis. The amount does not reflect all account activity, including, but not limited to shares acquired via certain corporate actions, gifted/inherited, date of death step-up, or dividend reinvestments. The amount may fluctuate over time based on activity within the account due to buying, transferring or converting additional shares or selling all or part of a security. Transfers or conversions that do not have cost basis will not be reflected in the Client Investment amount. The reflected Client Investment amount does not represent your cost basis reported on IRS Form 1099-B, as it is a separate calculation.

CASH AND CASH EQUIVALENTS - 3.16% of Total Account Value

Description	Symbol/Cusip Account Type	Quantity	Price on 02/29/24	Current Market Value	Estimated Annual Income
Money Markets					
FEDERATED HERMES GOVT OBLIGATIONS IS 7 DAY YIELD 5.17%	GOIXX	249,000	\$1.00	\$249,000.00	
Dividend Option Cash	CASH				
Capital Gain Option Cash					
Total Cash and Cash Equivalents				\$249,000.00	

Statement for the Period February 1, 2024 to February 29, 2024MEDINA CITY SCHOOLS - Corporation
Account Number: [REDACTED]**HOLDINGS > FIXED INCOME - 96.84% of Total Account Value****ALERT:** You have a fixed income position due to mature within the next 90 days.

For an explanation of fixed income pricing, please see the last page. Redemption schedule(s), bond rating(s), and other information are provided where available. If information does not appear regarding a particular investment, it is not available.

Copyright 2022, S&P Global Market Intelligence. Reproduction of any information, data or material, including ratings ("Content") in any form is prohibited except with the prior written permission of the relevant party. Such party, its affiliates and suppliers ("Content Providers") do not guarantee the accuracy, adequacy, completeness, timeliness or availability of any Content and are not responsible for any errors or omissions (negligent or otherwise), regardless of the cause, or for the results obtained from the use of such Content. In no event shall Content Providers be liable for any damages, costs, expenses, legal fees, or losses (including lost income or lost profit and opportunity costs) in connection with any use of the Content. A reference to a particular investment or security, a rating or any observation concerning an investment that is part of the Content is not a recommendation to buy, sell or hold such investment or security, does not address the suitability of an investment or security and should not be relied on as investment advice. Credit ratings are statements of opinions and are not statements of fact.

Moody's® Copyright 2022, Moody's Investors Service, Inc. ("Moody's"). Moody's ratings ("Ratings") are proprietary to Moody's or its affiliates and are protected by copyright and other intellectual property laws. Ratings are licensed to Licensee by Moody's. RATINGS MAY NOT BE COPIED OR OTHERWISE REPRODUCED, REPACKAGED, FURTHER TRANSMITTED, TRANSFERRED, DISSEMINATED, REDISTRIBUTED OR RESOLD, OR STORED FOR SUBSEQUENT USE FOR ANY SUCH PURPOSE, IN WHOLE OR IN PART, IN ANY FORM OR MANNER OR BY ANY MEANS WHATSOEVER, BY ANY PERSON WITHOUT MOODY'S PRIOR WRITTEN CONSENT. Moody's® is a registered trademark.

Description	Symbol/Cusip Account Type	Quantity	Estimated Price on 02/29/24	Estimated Current Market Value	Estimated Annual Income	Original/Adjusted Cost Basis	Unrealized Gain (Loss)
-------------	------------------------------	----------	-----------------------------------	--------------------------------------	----------------------------	---------------------------------	---------------------------

CDs

Certificates of Deposit (CDs), including Market Indexed CDs and Market Linked CDs (collectively, MCDs) are generally shown at estimated market prices based upon a matrix or model pricing method that may not represent the actual price if sold prior to maturity. However, CDs and MCDs may be shown at face value for up to seven calendar days from date of issue if estimated market prices have not been received from a third party pricing vendor. The actual value of CDs and MCDs may be different from their purchase price. CDs and MCDs are subject to interest rate risk. The estimated market price reflected for MCDs may not be based on the actual closing value of the linked market index on the final maturity date and the market value of MCDs may not correspond directly to increases or decreases in the underlying linked market index. You may sell CDs or MCDs in the secondary market subject to market conditions. The secondary market for CDs and MCDs is generally illiquid. If sold prior to maturity, the value of MCDs may be less than the purchase amount or face value. The sale or redemption of any fixed income security prior to maturity may result in a substantial gain or loss, and an early withdrawal penalty may apply. Certain MCDs may only be redeemed on pre-specified liquidation dates and may have call features that allow the issuer to call the MCD prior to maturity. Certain Step Rate CDs are also subject to reinvestment risk if call provisions are exercised by the issuer and if a CD with a comparable rate is not available.

See sales materials or contact your broker/dealer for additional information.

CFBANK FAIRLAWN OH CD 2.80000% 03/15/2024 FDIC INSURED CPN PMT MONTHLY Next Interest Payable: 03/15/24 Estimated Yield 2.80% Accrued Interest \$270.41 Average Unit Cost \$1.00 Client Investment \$235,000.00 Adjusted Cost Basis	15721UCY3 CASH	235,000	\$0.99907	\$234,781.45	\$6,580.00	\$235,000.00	D	(\$218.55)
FIRST ST BK BUXTON ND CD 2.40000% 05/30/2024 FDIC INSURED CPN PMT MONTHLY Next Interest Payable: 03/30/24	31860PAL2 CASH	245,000	\$0.99282	\$243,240.90	\$5,880.00	\$245,000.00		

Statement for the Period February 1, 2024 to February 29, 2024

MEDINA CITY SCHOOLS - Corporation
Account Number: [REDACTED]



HOLDINGS > FIXED INCOME *continued*

Description	Symbol/Cusip Account Type	Quantity	Estimated Price on 02/29/24	Estimated Current Market Value	Estimated Annual Income	Original/Adjusted Cost Basis	Unrealized Gain (Loss)
FIRST ST BK BUXTON ND CD 2.40000%	31860PAL2	<i>continued</i>					
Estimated Yield 2.41%							
Accrued Interest \$16.11							
Average Unit Cost \$1.00							
Client Investment \$245,000.00							
Adjusted Cost Basis						\$245,000.00 D	(\$1,759.10)
STATE BK REESEVILLE WIS CD 2.25000%	856487AX1	240,000	\$0.9903	\$237,672.00	\$5,400.00	\$240,000.00	
06/28/2024 FDIC INSURED	CASH						
CPN PMT MONTHLY							
Next Interest Payable: 03/28/24							
Estimated Yield 2.27%							
Accrued Interest \$29.59							
Average Unit Cost \$1.00							
Client Investment \$240,000.00							
Adjusted Cost Basis						\$240,000.00 D	(\$2,328.00)
RAYMOND JAMES BK NATL ASSN CD 2.00000%	75472RAE1	245,000	\$0.9847	\$241,251.50	\$4,900.00	\$245,000.00	
08/23/2024 FDIC INSURED	CASH						
CPN PMT SEMI-ANNUAL							
ON FEB 23, AUG 23							
Next Interest Payable: 08/23/24							
Estimated Yield 2.03%							
Accrued Interest \$93.97							
Average Unit Cost \$1.00							
Client Investment \$245,000.00							
Adjusted Cost Basis						\$245,000.00 D	(\$3,748.50)
Total CDs		965,000		\$956,945.85	\$22,760.00	\$965,000.00	(\$8,054.15)
Municipal Bonds							
COLUMBUS OHIO ST CMNTY COLLEGE 00.56700%	19954VAJ6	460,000	\$96.609	\$444,401.40	\$2,608.20	\$453,645.40	
12/01/2024 TAXABLE FACS CONSTR IMPT GO	CASH						
UNLTD TAX BDS SER. 2020 B							
UNLIMITED GEN OBLIG							
MOODY'S Aa1 /S&P AA							
CPN PMT SEMI-ANNUAL							
ON JUN 01, DEC 01							
Next Interest Payable: 06/01/24							
Accrued Interest \$644.81							

Fifth Third Securities, Inc.

Account carried with National Financial Services LLC, Member
NYSE, SIPC

Statement for the Period February 1, 2024 to February 29, 2024

MEDINA CITY SCHOOLS - Corporation
Account Number: [REDACTED]



HOLDINGS > FIXED INCOME *continued*

Description	Symbol/Cusip Account Type	Quantity	Estimated Price on 02/29/24	Estimated Current Market Value	Estimated Annual Income	Original/Adjusted Cost Basis	Unrealized Gain (Loss)
COLUMBUS OHIO ST CMNTY COLLEGE 00.56700% 19954VAJ6 <i>continued</i>							
Average Unit Cost							
Client Investment							
Adjusted Cost Basis						\$453,645.40 D	(\$9,244.00)
Unrealized Market Discount Income	\$389.88 Q						
CENTERVILLE OHIO CITY SCH DIST 00.81900% 152239JX8 250,000 \$93.259 \$233,147.50 \$2,047.50 \$250,772.50							
12/01/2025 TAXABLE UNLTD TAX GO IMPT REF	CASH						
BDS SER. 2020							
UNLIMITED GEN OBLIG							
MOODY'S Aa1							
CPN PMT SEMI-ANNUAL							
ON DEC 01, JUN 01							
Next Interest Payable: 06/01/24							
Accrued Interest	\$506.19						
Average Unit Cost	\$100.12						
Client Investment	\$250,772.50						
Adjusted Cost Basis						\$250,299.11 D	(\$17,151.61)
FRANKLIN CNTY OHIO TAXABLE GO LTD TAX 3531727W3 1,400,000 \$91.855 \$1,285,970.00 \$11,900.00 \$1,400,000.00							
00.85000% 06/01/2026 VAR PURP REF BDS	CASH						
SER. 2021 B							
LIMITED GEN OBLIG							
MOODY'S Aaa /S&P AAA							
CPN PMT SEMI-ANNUAL							
ON DEC 01, JUN 01							
Next Interest Payable: 06/01/24							
Accrued Interest	\$2941.94						
Average Unit Cost	\$100.00						
Client Investment	\$1,400,000.00						
Adjusted Cost Basis						\$1,400,000.00 D	(\$114,030.00)
Total Municipal Bonds		2,110,000		\$1,963,518.90	\$16,555.70	\$2,103,944.51	(\$140,425.61)
U.S. Treasury / Agency Securities							
FEDERAL NATL MTG ASSN NOTE 0.42000% 3135G06E8 275,000 \$96.614 \$265,688.50 \$1,155.00 \$274,835.00							
11/18/2024	CASH						
MOODY'S Aaa /S&P AA+							
CPN PMT SEMI-ANNUAL							
ON MAY 18, NOV 18							

Statement for the Period February 1, 2024 to February 29, 2024

MEDINA CITY SCHOOLS - Corporation
Account Number: [REDACTED]



HOLDINGS > FIXED INCOME *continued*

Description	Symbol/Cusip Account Type	Quantity	Estimated Price on 02/29/24	Estimated Current Market Value	Estimated Annual Income	Original/Adjusted Cost Basis	Unrealized Gain (Loss)
FEDERAL NATL MTG ASSN NOTE 0.42000%	3135G06E8	<i>continued</i>					
Next Interest Payable: 05/18/24							
CALLABLE ON 05/18/2024 @ 100.0000							
Accrued Interest \$327.25							
Average Unit Cost \$99.94							
Client Investment \$274,835.00							
Adjusted Cost Basis						\$274,835.00 D	(\$9,146.50)
FEDERAL HOME LOAN BA SER HR-9025	3130AQRN5	1,000,000	\$97.269	\$972,690.00	\$21,500.00	\$994,230.00	
2.15000% 02/18/2025	CASH						
MOODY'S Aaa /S&P AA+							
CPN PMT SEMI-ANNUAL							
ON AUG 18, FEB 18							
Next Interest Payable: 08/18/24							
CALLABLE ON 05/18/2024 @ 100.0000							
STEP COUPON							
RESET FREQUENCY TERM MODE							
Accrued Interest \$656.94							
Average Unit Cost \$99.42							
Client Investment \$994,230.00							
Adjusted Cost Basis						\$994,230.00 D	(\$21,540.00)
FEDERAL FARM CR BKS BOND 0.53000%	3133EMFC1	1,000,000	\$94.196	\$941,960.00	\$5,300.00	\$998,500.00	
07/29/2025	CASH						
MOODY'S Aaa /S&P AA+							
CPN PMT SEMI-ANNUAL							
ON JAN 29, JUL 29							
Next Interest Payable: 07/29/24							
CONTINUOUSLY CALLABLE FROM 10/29/2021							
CALLABLE ON 03/06/2024 @ 100.0000							
Accrued Interest \$456.39							
Average Unit Cost \$99.85							
Client Investment \$998,500.00							
Adjusted Cost Basis						\$998,500.00 D	(\$56,540.00)
FEDERAL FARM CR BKS BOND 0.61000%	3133EL4W1	1,000,000	\$94.062	\$940,620.00	\$6,100.00	\$1,000,000.00	
08/25/2025	CASH						
MOODY'S Aaa /S&P AA+							
CPN PMT SEMI-ANNUAL							
ON FEB 25, AUG 25							

Statement for the Period February 1, 2024 to February 29, 2024

MEDINA CITY SCHOOLS - Corporation
Account Number: [REDACTED]



HOLDINGS > FIXED INCOME *continued*

Description	Symbol/Cusip Account Type	Quantity	Estimated Price on 02/29/24	Estimated Current Market Value	Estimated Annual Income	Original/Adjusted Cost Basis	Unrealized Gain (Loss)
FEDERAL FARM CR BKS BOND 0.61000%	3133EL4W1	<i>continued</i>					
Next Interest Payable: 08/25/24							
CONTINUOUSLY CALLABLE FROM 02/25/2021							
CALLABLE ON 03/06/2024 @ 100.0000							
Accrued Interest \$84.72							
Average Unit Cost \$100.00							
Client Investment \$1,000,000.00							
Adjusted Cost Basis						\$1,000,000.00 D	(\$59,380.00)
FEDERAL HOME LOAN BA SER L7-2026	3130ALVT8	1,000,000	\$93.831	\$938,310.00	\$15,000.00	\$1,000,000.00	
1.50000% 04/14/2026	CASH						
MOODY'S Aaa /S&P AA+							
CPN PMT SEMI-ANNUAL							
ON OCT 14, APR 14							
Next Interest Payable: 04/14/24							
STEP COUPON							
RESET FREQUENCY TERM MODE							
Accrued Interest \$5625.00							
Average Unit Cost \$100.00							
Client Investment \$1,000,000.00							
Adjusted Cost Basis						\$1,000,000.00 D	(\$61,690.00)
FEDERAL HOME LOAN BA SER TX-9026	3130ANZM5	700,000	\$92.131	\$644,917.00	\$5,950.00	\$698,999.00	
0.85000% 09/30/2026	CASH						
MOODY'S Aaa /S&P AA+							
CPN PMT SEMI-ANNUAL							
ON MAR 30, SEP 30							
Next Interest Payable: 03/30/24							
CALLABLE ON 03/30/2024 @ 100.0000							
STEP COUPON							
RESET FREQUENCY TERM MODE							
NEXT RESET 03/30/2024 @ 1.00000							
Accrued Interest \$2462.64							
Average Unit Cost \$99.86							
Client Investment \$698,999.00							

Statement for the Period February 1, 2024 to February 29, 2024

MEDINA CITY SCHOOLS - Corporation
Account Number: [REDACTED]



HOLDINGS > FIXED INCOME *continued*

Description	Symbol/Cusip Account Type	Quantity	Estimated Price on 02/29/24	Estimated Current Market Value	Estimated Annual Income	Original/Adjusted Cost Basis	Unrealized Gain (Loss)
FEDERAL HOME LOAN BA SER TX-9026	3130ANZM5	<i>continued</i>					
Adjusted Cost Basis						\$698,999.00 D	(\$54,082.00)
Total U.S. Treasury / Agency Securities		4,975,000		\$4,704,185.50	\$55,005.00	\$4,966,564.00	(\$262,378.50)
Total Fixed Income		8,050,000		\$7,624,650.25	\$94,320.70	\$8,035,508.51	(\$410,858.26)
Total Fixed Income Client Investment	\$8,035,981.90						
Total Securities				\$7,624,650.25	\$94,320.70	\$8,035,508.51	(\$410,858.26)
TOTAL PORTFOLIO VALUE				\$7,873,650.25	\$94,320.70	\$8,035,508.51	(\$410,858.26)

TOTAL CLIENT INVESTMENT **\$8,035,981.90**

Activity

NFS-provided cost basis, realized gain (loss) and holding period information may not reflect all adjustments necessary for tax purposes. Please refer to Footnotes and Cost Basis Information at the end of this statement for more information.

CORE FUND ACTIVITY

For more information about the operation of your core account, please refer to your Customer Agreement.

Settlement Date	Account Type	Transaction	Description	Quantity	Amount
02/01/24	CASH	YOU BOUGHT	FEDERATED HERMES GOVT OBLIGATIONS IS @ 1	1,034.95	(\$1,034.95)
02/15/24	CASH	YOU BOUGHT	FEDERATED HERMES GOVT OBLIGATIONS IS @ 1	558.85	(\$558.85)
02/20/24	CASH	YOU BOUGHT	FEDERATED HERMES GOVT OBLIGATIONS IS @ 1	10,750	(\$10,750.00)

Statement for the Period February 1, 2024 to February 29, 2024

MEDINA CITY SCHOOLS - Corporation
Account Number: [REDACTED]



CORE FUND ACTIVITY *continued*

Settlement Date	Account Type	Transaction	Description	Quantity	Amount
02/23/24	CASH	YOU BOUGHT	FEDERATED HERMES GOVT OBLIGATIONS IS @ 1	2,470.14	(\$2,470.14)
02/26/24	CASH	YOU BOUGHT	FEDERATED HERMES GOVT OBLIGATIONS IS @ 1	3,050	(\$3,050.00)
02/28/24	CASH	YOU BOUGHT	FEDERATED HERMES GOVT OBLIGATIONS IS @ 1	458.63	(\$458.63)
02/29/24	CASH	YOU SOLD	FEDERATED HERMES GOVT OBLIGATIONS IS @ 1	(18,322.57)	\$18,322.57
TOTAL CORE FUND ACTIVITY					\$0.00

ACTIVITY > ADDITIONS AND WITHDRAWALS > OTHER ADDITIONS AND WITHDRAWALS

Date	Account Type	Transaction	Description	Quantity	Amount
Other Additions and Withdrawals					
02/29/24	CASH	WIRE TRANS TO BANK	WD72852983 THE HUNTINGTON NATIONAL BANK [REDACTED]		(\$18,805.86)
Total Other Additions and Withdrawals					(\$18,805.86)
TOTAL ADDITIONS AND WITHDRAWALS					(\$18,805.86)

ACTIVITY > INCOME > TAXABLE INCOME

Settlement Date	Account Type	Transaction	Description	Quantity	Amount
Taxable Dividends					
01/31/24	CASH	DIVIDEND RECEIVED	FEDERATED HERMES GOVT OBLIGATIONS IS DIVIDEND RECEIVED		\$1,034.95

Statement for the Period February 1, 2024 to February 29, 2024

MEDINA CITY SCHOOLS - Corporation
Account Number: [REDACTED]



ACTIVITY > INCOME > TAXABLE INCOME *continued*

Settlement Date	Account Type	Transaction	Description	Quantity	Amount
Total Taxable Dividends					\$1,034.95
Taxable Interest					
02/15/24	CASH	INTEREST	CFBANK FAIRLAWN OH CD 2.80000% 03/15/2024		\$558.85
02/20/24	CASH	INTEREST	FEDERAL HOME LOAN BA SER HR-9025 2.15000% 02/18/2025		\$10,750.00
02/23/24	CASH	INTEREST	RAYMOND JAMES BK NATL ASSN CD 2.00000% 08/23/2024		\$2,470.14
02/26/24	CASH	INTEREST	FEDERAL FARM CR BKS BOND 0.61000% 08/25/2025		\$3,050.00
02/28/24	CASH	INTEREST	STATE BK REESEVILLE WIS CD 2.25000% 06/28/2024		\$458.63
02/29/24	CASH	INTEREST	FIRST ST BK BUXTON ND CD 2.40000% 05/30/2024		\$483.29
Total Taxable Interest					\$17,770.91
Total Taxable Income					\$18,805.86
TOTAL INCOME					\$18,805.86



MULTI-BANK SECURITIES, INC.*

1000 Town Center, Suite 2300
Southfield, MI 48075
(800) 967-9045

Member of FINRA & SIPC; MSRB Registered.

Brokerage Account Statement

February 1, 2024 - February 29, 2024

Account Number: [REDACTED]

MEDINA CITY SCHOOLS
739 WEYMOUTH RD
MEDINA OH 44256-2037

Portfolio at a Glance

	This Period
BEGINNING ACCOUNT VALUE	\$12,660,023.17
Withdrawals (Cash & Securities)	-56,974.71
Dividends, Interest and Other Income	40,515.71
Net Change in Portfolio¹	-10,070.78
ENDING ACCOUNT VALUE	\$12,633,493.39
Estimated Annual Income	\$437,516.00

¹ Net Change in Portfolio is the difference between the ending account value and beginning account value after activity.

Asset Summary

Percent	Asset Type	Last Period	This Period
1%	Cash, Money Funds, and Bank Deposits	16,482.16	23.16
99%	Fixed Income	12,643,541.01	12,633,470.23
100%	Account Total	\$12,660,023.17	\$12,633,493.39

Please review your allocation periodically with your Account Executive.

Client Service Information

Your Account Executive: ATT
ANDREW CARDINALI

Contact Information

E-Mail: customerservice@mbssecurities.com

Client Service Information

Service Hours: Weekdays 09:00 a.m. - 05:00 p.m. (EST)

Client Service Telephone Number: (800) 967-9045

Web Site: WWW.MBSSECURITIES.COM

Your Account Information

INVESTMENT OBJECTIVE

Investment Objective: NONE SPECIFIED

Please discuss your investment objective with your Account Executive.

TAX LOT DEFAULT DISPOSITION METHOD

Default Method for Mutual Funds: First In First Out

Default Method for Stocks in a Dividend Reinvestment Plan: First In First Out

Default Method for all Other Securities: First In First Out

BOND AMORTIZATION ELECTIONS

Amortize premium on taxable bonds based on Constant Yield Method: Yes

Accrual market discount method for all other bond types: Constant Yield Method

Include market discount in income annually: No

ELECTRONIC DELIVERY

You have **not** enrolled any documents for electronic delivery. The following documents are available for electronic delivery:

Statements and Reports

Notifications

Tax Documents

Trade Confirmations

Prospectus

Proxy/Shareholder Communications

Please log in to your account or contact your Account Executive to make any changes to your electronic delivery preferences.

Income and Expense Summary

	Current Period		Year-to-Date	
	Taxable	Non Taxable	Taxable	Non Taxable
Interest Income				
Bond Interest	40,506.92	0.00	61,815.79	0.00
Credit Interest	8.79	0.00	20.06	0.00
Total Income	\$40,515.71	\$0.00	\$61,835.85	\$0.00

Portfolio Holdings

Description	Quantity	Opening Balance	Closing Balance	Accrued Income	30-Day Yield
CASH, MONEY FUNDS AND BANK DEPOSITS 1.00% of Portfolio					
Cash Balance		16,482.16	23.16		
TOTAL CASH, MONEY FUNDS AND BANK DEPOSITS		\$16,482.16	\$23.16	\$0.00	

Description	Quantity	Market Price	Market Value	Accrued Interest	Estimated Annual Income	Estimated Yield
FIXED INCOME 99.00% of Portfolio (In Maturity Date Sequence)						
Certificates of Deposit						
*DELTA NATL BK & TR CO NEW YORK NY CTF DEP 1.200% 03/04/24 B/E DTD 03/31/20 ACT/365 Security Identifier: 24773RBN4	141,000.0000	99.9560	140,937.96	704.61	1,692.00	1.20%

**MBS MULTI-BANK SECURITIES, INC.***

1000 Town Center, Suite 2300
Southfield, MI 48075
(800) 967-9045

Member of FINRA & SIPC; MSRB Registered.

February 1, 2024 - February 29, 2024
MEDINA CITY SCHOOLS

Portfolio Holdings (continued)

Description	Quantity	Market Price	Market Value	Accrued Interest	Estimated Annual Income	Estimated Yield
FIXED INCOME (continued)						
Certificates of Deposit (continued)						
*THIRD FED SVGS & LN ASSN OF CLEVELAND CTF DEP 0.400% 03/15/24 B/E DTD 09/15/21 ACT/365 Security Identifier: 88413QDC9	245,000.0000	99.7990	244,507.55	448.38	980.00	0.40%
*MVB BK INC FAIRMONT WEST VA CTF DEP 5.300% 03/22/24 B/E DTD 03/24/23 ACT/365 1ST CPN DTE 04/24/23 Security Identifier: 62847NDL7	248,000.0000	99.9880	247,970.24	180.05	13,144.00	5.30%
*PREFERRED BK LOS ANGELES CALIF CTF DEP 1.100% 03/27/24 DTD 03/27/20 ACT/365 Security Identifier: 740367KG1	227,000.0000	99.6930	226,303.11	13.68	2,497.00	1.10%
*NICOLET NATL BK GREENBAY WIS CTF DEP 4.000% 03/28/24 B/E DTD 09/28/22 ACT/365 1ST CPN DTE 10/28/22 Security Identifier: 654062KZ0	248,000.0000	99.9140	247,786.72	27.18	9,920.00	4.00%
*SECURITY ST BK FARWELL TEX CTF DEP 0.400% 03/28/24 DTD 03/31/21 ACT/365 CALLABLE 02/29/24 Security Identifier: 81500JBG7	248,000.0000	99.6250	247,070.00	0.00	992.00	0.40%
PRIME ALLIANCE BK WOODS CROSS UTAH CTF DEP 5.200% 04/15/24 DTD 06/13/23 ACT/365 Security Identifier: 7416ONKA7	248,000.0000	99.9660	247,915.68	565.30	12,896.00	5.20%
PACIFIC WESTN BK BEVERLY HILLS CALIF CTF DEP 1.300% 04/16/24 DTD 04/16/20 ACT/365 Security Identifier: 69506YRH4	248,000.0000	99.4780	246,705.44	1,201.27	3,224.00	1.30%
DISCOVER BK GREENWOOD DEL CTF DEP 2.500% 04/29/24 DTD 04/27/22 ACT/365 Security Identifier: 254673B62	248,000.0000	99.5410	246,861.68	2,123.29	6,200.00	2.51%
CENTERSTATE BK FLA NA WINTERHAVEN FL CTF DEP 1.050% 04/30/24 B/E DTD 04/30/20 ACT/365 Security Identifier: 15201QDH7	248,000.0000	99.2850	246,226.80	870.38	2,604.00	1.05%
BMO HARRIS BK NATL ASSN CHICAGO ILL CTF DEP 2.800% 06/10/24 DTD 06/10/22 ACT/365 Security Identifier: 05600XFU9	248,000.0000	99.2830	246,221.84	1,541.00	6,944.00	2.82%
LINCOLN SVGS BK REINBECK IOWA CTF DEP CT/365 0.600% 06/24/24 DTD 06/24/20 ACT/365 Security Identifier: 534732AV4	248,000.0000	98.5400	244,379.20	20.38	1,488.00	0.60%



Portfolio Holdings (continued)

Description	Quantity	Market Price	Market Value	Accrued Interest	Estimated Annual Income	Estimated Yield
FIXED INCOME (continued)						
Certificates of Deposit (continued)						
FIRST KEYSTONE CMNTY BK BERWICK PA CTF DEP 0.600% 06/28/24 DTD 06/30/20 ACT/365 Security Identifier: 32065RAK1	248,000.0000	98.4900	244,255.20	0.00	1,488.00	0.60%
FLAGSTAR BK FSB TROY MICH CTF DEP 0.500% 07/17/24 DTD 07/17/20 ACT/365 1ST CPN DTE 01/17/21 Security Identifier: 33847E3V7	248,000.0000	98.2100	243,560.80	146.08	1,240.00	0.50%
TOYOTA FINL SVGS BK HEND NV CTF DEP 0.600% 08/12/24 DTD 08/12/21 ACT/365 1ST CPN DTE 02/12/22 Security Identifier: 89235MLG4	248,000.0000	97.9390	242,888.72	69.30	1,488.00	0.61%
PACIFIC PREMIER BK IRVINE CALIF CTF DEP 3.450% 09/09/24 DTD 09/09/22 ACT/365 1ST CPN DTE 03/09/23 Security Identifier: 69478QGQ7	248,000.0000	99.1020	245,772.96	4,055.31	8,556.00	3.48%
CHARLES SCHWAB BK SSB WESTLAKE TEX CTF DEP 5.200% 09/16/24 DTD 03/10/23 ACT/365 Security Identifier: 15987UAT5	243,000.0000	100.0460	243,111.78	5,954.50	12,636.00	5.19%
WELLS FARGO BK N A SIOUX FALLS S D CTF DEP 4.500% 10/21/24 DTD 10/21/22 ACT/365 Security Identifier: 9497632V7	248,000.0000	99.6180	247,052.64	244.60	11,160.00	4.51%
INSTITUTION FOR SVGS IN NEWBURYPORT & ITS VIC MA CTF DEP 0.700% 10/28/24 DTD 10/28/21 ACT/365 Security Identifier: 45780PBBO	249,000.0000	97.1350	241,866.15	4.78	1,743.00	0.72%
WESTERN ALLIANCE BK PHOENIX AZ CTF DEP 5.000% 10/28/24 DTD 04/27/23 ACT/365 1ST CPN DTE 10/27/23 Security Identifier: 95763PLV1	243,000.0000	99.9150	242,793.45	4,160.96	12,150.00	5.00%
CROSSFIRST BK LEAWOOD KS CTF DEP 5.100% 11/18/24 DTD 05/17/23 ACT/365 CALLABLE 03/17/24 Security Identifier: 22766AMB8	243,000.0000	99.9640	242,912.52	3,531.16	12,393.00	5.10%
BURKE & HERBERT BK & TR CO ALEXANDRIA VA CTF DEP 3.450% 02/05/25 DTD 08/05/22 ACT/365 Security Identifier: 121331AN2	248,000.0000	98.5670	244,446.16	562.59	8,556.00	3.50%
NORTHWEST BK BOISE IDAHO CTF DEP 5.250% 03/24/25 B/E DTD 03/22/23 ACT/365 1ST CPN DTE 04/22/23 Security Identifier: 66736ACF4	248,000.0000	100.2440	248,605.12	249.70	13,020.00	5.23%
SAFRA NATL BK NEW YORK CTF DEP INSTL CTF DEP 2.000% 03/24/25 DTD 03/23/22 ACT/365 Security Identifier: 78658RHM6	248,000.0000	96.9120	240,341.76	2,160.66	4,960.00	2.06%
PACIFIC ALLIANCE BK SAN GABRIEL CA CTF DEP 5.150% 03/27/25 B/E DTD 03/27/23 ACT/365 Security Identifier: 693963AEO	248,000.0000	100.1720	248,426.56	69.98	12,772.00	5.14%

**MBS MULTI-BANK SECURITIES, INC.**

1000 Town Center, Suite 2300
Southfield, MI 48075
(800) 967-9045

Member of FINRA & SIPC; MSRB Registered.

February 1, 2024 - February 29, 2024
MEDINA CITY SCHOOLS

Portfolio Holdings (continued)

Description	Quantity	Market Price	Market Value	Accrued Interest	Estimated Annual Income	Estimated Yield
FIXED INCOME (continued)						
Certificates of Deposit (continued)						
BANKWELL BK NEW CANAAN CONN CTF DEP 5.150% 03/31/25 B/E DTD 03/31/23 ACT/365 1ST CPN DTE 05/01/23 Security Identifier: 066548ES6	248,000.0000	100.1900	248,471.20	979.77	12,772.00	5.14%
BEAL BK PLANO TEX CTF DEP 2.600% 04/16/25 B/E DTD 04/20/22 ACT/365 1ST CPN DTE 10/20/22 Security Identifier: 07371AN74	246,000.0000	97.4020	239,608.92	2,313.07	6,396.00	2.66%
ALLY BK SANDY UTAH CTF DEP 2.950% 04/28/25 DTD 04/28/22 ACT/365 CALLABLE 03/28/24 Security Identifier: 02007GQG1	246,000.0000	97.7140	240,376.44	2,465.39	7,257.00	3.01%
CROSS RIV BK TEANECK NJ CTF DEP 4.850% 05/19/25 B/E DTD 05/19/23 ACT/365 1ST CPN DTE 11/19/23 Security Identifier: 227563CJO	244,000.0000	99.8470	243,626.68	3,307.04	11,834.00	4.85%
BARCLAYS BK DEL RETAIL CTF DEP 3A2 INSTL CTF DEP 3.050% 06/02/25 DTD 06/02/22 ACT/360 Security Identifier: 06740KQS9	248,000.0000	97.6880	242,266.24	1,869.99	7,564.00	3.12%
EAGLEBANK BETHESDA MD CTF DEP 5.050% 07/21/25 DTD 07/21/23 ACT/365 1ST CPN DTE 08/21/23 Security Identifier: 27002YGD2	248,000.0000	100.2230	248,553.04	274.50	12,524.00	5.03%
GENERATIONS BK ROGERS ARK CTF DEP 3.400% 08/04/25 DTD 08/03/22 ACT/365 CALLABLE 03/03/24 Security Identifier: 37149CAZO	248,000.0000	97.9800	242,990.40	600.64	8,432.00	3.47%
CAPITAL ONE NATL ASSN MCLEAN VA CTF DEP 3.350% 08/11/25 DTD 08/10/22 ACT/365 Security Identifier: 14042RTP6	248,000.0000	97.8710	242,720.08	432.47	8,308.00	3.42%
FIRST ST BK WINCHESTER OHIO CTF DEP 3.500% 09/16/25 DTD 09/16/22 ACT/365 Security Identifier: 33650TAG5	248,000.0000	98.0160	243,079.68	309.15	8,680.00	3.57%
FIRST INTERNET BK FISHERS IND CTF DEP 4.000% 09/29/25 DTD 09/28/22 ACT/365 1ST CPN DTE 10/28/22 Security Identifier: 32056GDQO	248,000.0000	98.7600	244,924.80	27.18	9,920.00	4.05%
CIBC BK USA CHICAGO IL CTF DEP 4.850% 11/25/25 DTD 05/25/23 ACT/365 1ST CPN DTE 11/25/23 Security Identifier: 12547CBL1	244,000.0000	100.0840	244,204.96	3,112.50	11,834.00	4.84%



Portfolio Holdings (continued)

Description	Quantity	Market Price	Market Value	Accrued Interest	Estimated Annual Income	Estimated Yield
FIXED INCOME (continued)						
Certificates of Deposit (continued)						
MORGAN STANLEY PRIVATE BK NATL ASSN INSTL CTF DEP PROGRAM 3.200% 11/28/25 DTD 05/31/22 Security Identifier: 61768U4L8	248,000.0000	97.3770	241,494.96	21.74	7,936.00	3.28%
UNITED PRAIRIE BK MTN LAKE MINN CTF DEP 5.300% 12/11/25 DTD 10/11/23 ACT/365 Security Identifier: 91134CCV1	248,000.0000	100.9280	250,301.44	648.20	13,144.00	5.25%
FIRST FNDTN BK IRVINE CA CTF DEP 4.900% 02/18/26 DTD 08/18/23 ACT/365 1ST CPN DTE 02/18/24 Security Identifier: 32026UX27	248,000.0000	100.3420	248,848.16	366.22	12,152.00	4.88%
ARMOR BK FORREST CITY ARK CTF DEP 5.300% 03/24/26 B/E DTD 03/24/23 ACT/365 CALLABLE 03/24/24 Security Identifier: 04225AAC2	248,000.0000	100.0570	248,141.36	180.05	13,144.00	5.29%
GOLDEN BK NATL ASSN HOUSTON TEX CTF DEP 5.200% 04/20/26 DTD 10/20/23 ACT/365 1ST CPN DTE 04/20/24 Security Identifier: 38081GBA3	243,000.0000	101.1110	245,699.73	4,569.73	12,636.00	5.14%
WOOD & HUSTON BK MARSHALL MO CTF DEP 4.700% 06/30/26 DTD 06/30/23 ACT/365 1ST CPN DTE 07/30/23 Security Identifier: 978208AG1	248,000.0000	100.3720	248,922.56	0.00	11,656.00	4.68%
FRONTIER BK OMAHA NE CTF DEP 4.700% 07/14/26 DTD 07/14/23 ACT/365 1ST CPN DTE 08/14/23 Security Identifier: 35907XFG7	248,000.0000	100.4330	249,073.84	479.01	11,656.00	4.67%
SALLIE MAE BK SALT LAKE CITY UT CTF DEP 4.850% 08/10/26 DTD 08/09/23 ACT/365 1ST CPN DTE 02/09/24 Security Identifier: 795451DE0	246,000.0000	100.8390	248,063.94	653.75	11,931.00	4.80%
POPULAR BK NEW YORK BRH INSTL CTF DEP PROGRAM 4.950% 09/17/26 B/E DTD 09/20/23 ACT/365 Security Identifier: 73317ACL4	246,000.0000	101.7450	250,292.70	2,368.68	12,177.00	4.86%
AMERICAN EXPRESS NATL BK BROKED INTL CTF DEP PROGRAM INSTL CTF DEP 5.000% 09/21/26 DTD 09/20/23 Security Identifier: 02589AF31	243,000.0000	101.4020	246,406.86	5,392.60	12,150.00	4.93%
CITIBANK NATL ASSN SIOUX FALLS S D CTF DEP 5.100% 09/29/26 DTD 09/29/23 ACT/365 Security Identifier: 17312Q4A4	243,000.0000	101.6290	246,958.47	5,194.87	12,393.00	5.01%
SOUTHERN FIRST BK N A GREENVILLE S C CTF DEP 4.600% 11/27/26 DTD 05/26/23 ACT/365 Security Identifier: 84287PHU9	248,000.0000	100.7100	249,760.80	93.76	11,408.00	4.56%
ROLLSTONE BK & TR FITCHBURG MASS CTF DEP 3.550% 08/23/27 DTD 08/22/22 ACT/365 Security Identifier: 77579AFG6	245,000.0000	98.0330	240,180.85	166.80	8,697.50	3.62%

February 1, 2024 - February 29, 2024
MEDINA CITY SCHOOLS

Portfolio Holdings (continued)

Description	Quantity	Market Price	Market Value	Accrued Interest	Estimated Annual Income	Estimated Yield
FIXED INCOME (continued)						
Certificates of Deposit (continued)						
FARMERS & MERCHANTS BK BERLIN WIS CTF DEP 5.550% 11/03/27 DTD 11/03/23 ACT/365 Security Identifier: 307811HT9	248,000.0000	102.3000	253,704.00	980.45	13,764.00	5.42%
Total Certificates of Deposit	12,221,000.0000		\$12,157,592.15	\$65,712.70	\$435,108.50	
U.S. Government Bonds						
FEDERAL HOME LN BKS CONS BD 0.350% 04/23/24 B/E DTD 06/23/21 CALLABLE 03/23/24 @ 100.000 Moody Rating Aaa S & P Rating AA+ Security Identifier: 3130AMQ08	245,000.0000	99.2560	243,177.20	157.21	857.50	0.35%
FEDERAL HOME LN MTG CORP MEDIUM TERM NTS FED 0.625% 09/15/25 B/E DTD 09/15/20 CALLABLE 09/15/24 Moody Rating Aaa Security Identifier: 3134GWB70	248,000.0000	93.8310	232,700.88	706.11	1,550.00	0.66%
Total U.S. Government Bonds	493,000.0000		\$475,878.08	\$863.32	\$2,407.50	
TOTAL FIXED INCOME	12,714,000.0000		\$12,633,470.23	\$66,576.02	\$437,516.00	
Total Portfolio Holdings						
			Market Value \$12,633,493.39	Accrued Interest \$66,576.02	Estimated Annual Income \$437,516.00	

¹ This bond is maturing.

Portfolio Holdings Disclosures
Pricing

This section includes the net market value of the securities in your account on a settlement date basis, including short positions, at the close of the statement period. The market prices, unless otherwise noted, have been obtained from independent vendor services, which we believe to be reliable. In some cases the pricing vendor may provide prices quoted by a single broker or market maker. Market prices do not constitute a bid or an offer, and may differ from the actual sale price. Securities for which a price is not available are marked "N/A" and are omitted from the Total.

THE AS OF PRICE DATE ONLY APPEARS WHEN THE PRICE DATE DOES NOT EQUAL THE STATEMENT DATE.

Estimated Annual Figures

The estimated annual income (EAI) and estimated annual yield (EAY) figures are estimates and for informational purposes only. These figures are not considered to be a forecast or

Portfolio Holdings Disclosures (continued)

Estimated Annual Figures (continued)

guarantee of future results. These figures are computed using information from providers believed to be reliable; however, no assurance can be made as to the accuracy. Since interest and dividend rates are subject to change at any time, and may be affected by current and future economic, political, and business conditions, they should not be relied on for making investment, trading, or tax decisions. These figures assume that the position quantities, interest and dividend rates, and prices remain constant. A capital gain or return of principal may be included in the figures for certain securities, thereby overstating them. Refer to www.pershing.com/disclosures for specific details as to formulas used to calculate the figures. Accrued interest represents interest earned but not yet received.

Reinvestment

The dollar amount of Mutual Fund distributions, Money Market Fund dividend income, Bank Deposit interest income, or dividends for other securities shown on your statement may have been reinvested. You will not receive confirmation of these reinvestments. Upon written request to your financial institution, information pertaining to these transactions, including the time of execution and the name of the person from whom your security was purchased, may be obtained. In dividend reinvestment transactions, Pershing acts as your agent and receives payment for order flow.

Option Disclosure

Information with respect to commissions and other charges incurred in connection with the execution of option transactions has been included in confirmations previously furnished to you. A summary of this information is available to you promptly upon your written request directed to your introducing firm. In order to assist your introducing firm in maintaining current background and financial information concerning your option accounts, please promptly advise them in writing of any material change in your investment objectives or financial situation. Expiring options which are valuable are exercised automatically pursuant to the exercise by exception procedure of the Options Clearing Corporation. Additional information regarding this procedure is available upon written request to your introducing firm.

Certificates of Deposit

Certificates of Deposit acquired through the Certificate of Deposit Account Registry Service ("CDARS") and held in your brokerage account are subject to Securities Investor Protection Corporation (SIPC) coverage. Please see additional information about SIPC under Important Information and Disclosures on this statement.

Please be advised that the secondary market for CDs is generally illiquid; the actual value of CDs may be different from their purchase price; and a significant loss of principal could result if your CDs are sold prior to maturity. In the event that the CDs listed above do not indicate a market valuation, an accurate market value could not be determined. In the event that a price is listed above for your CDs, Pershing has obtained a price from sources deemed to be reliable or has priced your CDs using a matrix formula. Prices are estimates and the actual value you may obtain for your CD may be different if you elect to sell your CD in the secondary market.

Foreign Currency Transactions

Pershing will execute foreign currency transactions as principal for your account. Pershing may automatically convert foreign currency to or from U.S. dollars for dividends and similar corporate action transactions unless you instruct your financial organization otherwise. Pershing's currency conversion rate will not exceed the highest interbank conversion rate identified from customary banking sources on the conversion date or the prior business day, increased by up to 1%, unless a particular rate is required by applicable law. Your financial organization may also increase the currency conversion rate. This conversion rate may differ from rates in effect on the date you executed a transaction, incurred a charge, or received a credit. Transactions converted by agents (such as depositories) will be billed at the rates such agents use.

Proxy Vote

Securities not fully paid for in your margin account may be lent by Pershing to itself or others in accordance with the terms outlined in the Margin Agreement. The right to vote your shares held on margin may be reduced by the amount of shares on loan. The Proxy Voting Instruction Form sent to you may reflect a smaller number of shares entitled to vote than the number of shares in your margin account.

Ratings

This statement may contain credit rating information obtained from Standard & Poor's. Reproducing and distributing any information received from Standard & Poor's is not permitted without prior written authorization from Standard & Poor's. Standard & Poor's does not guarantee the accuracy, completeness, timeliness or availability of any information. Standard & Poor's is not responsible for any errors or omissions, regardless of the cause, or for the results of using such content. Standard & Poor's makes no express or implied warranties including warranties of merchantability or fitness for a particular purpose. Standard & Poor's shall not be legally responsible for any fees, costs, expenses or losses in connection with

February 1, 2024 - February 29, 2024
MEDINA CITY SCHOOLS

Portfolio Holdings Disclosures (continued)

Ratings (continued)

the use of their content. Credit ratings are opinions and not statements of facts; are not recommendations to purchase, hold or sell securities; and do not address suitability for investment purpose. Credit ratings should not be relied upon as investment advice.

Variable Rate Securities

Interest rate data for certain complex and/or variable rate securities is provided to Pershing by third-party data service providers pursuant to contractual arrangements. Although we seek to use reliable sources of information, the accuracy, reliability, timeliness, and completeness of interest rate data may vary sometimes, particularly for complex and/or variable rate securities and those with limited or no secondary market. As a result, we can offer no assurance as to the accuracy, reliability, timeliness, or completeness of interest rate data for such securities. Pershing may also occasionally make interest rate updates and adjustments based on its reasonable efforts to obtain accurate, reliable, timely, and/or complete interest rate data from other data sources, but we can similarly provide no assurance that those rates or adjustments will be accurate, reliable, timely, or complete.

When updated interest rate data is received from a third-party data service provider or adjusted by Pershing, the updated data will be reflected in various sources where interest rate data is used or viewed, including both paper and electronic communications and data sources. Prior use or communication of interest rate-related data will not be revised. Since variable interest rates may be subject to change at any time and are only as accurate as the data received from third-party data service providers or otherwise obtained by Pershing, interest rate data should not be relied on for making investment, trading, or tax decisions. All interest rate data and other information derived from and/or calculated using interest rates are not warranted as to accuracy, reliability, timeliness, or completeness and are subject to change without notice. Pershing disclaims any responsibility or liability to the fullest extent permitted by applicable law for any loss or damage arising from any reliance on or use of the interest rate data or other information derived from and/or calculated using interest rates in any way. You should request a current valuation for your securities from your financial adviser or broker prior to making a financial decision or placing an order or requesting a transaction in these securities.

Structured Products

Structured products in this section are complex products and may be subject to special risks, which may include, but are not limited to: loss of initial investment; issuer credit risk; limited or no appreciation; risks associated with the underlying reference asset(s); no periodic payments; call prior to maturity (a redemption could affect the yield represented); early redemption fees or other applicable fees; price volatility resulting from issuer's and/or guarantor's credit quality; lower interest rates and/or yield compared to conventional debt with a comparable maturity; unique tax implications; concentration risk of owning the related security; limited or no secondary market; restrictions on transferability; conflicts of interest; and limits on participation in appreciation of underlying asset(s). To review a complete list of risks, please refer to the offering documents for the structured product. For more information about the risks specific to your structured products, you should contact your financial institution or advisor. Certain structured products are designed to make periodic distributions to you and any such structured product distributions you receive will be listed in the Transactions section of your statement. Structured product distributions may be listed there as "Bond Interest Received"; however, this description is not intended to reflect a determination as to either the asset classification of the product or the U.S. tax treatment of such distributions.

Activity Summary (All amounts shown are in base currency)

	Credits This Period	Debits This Period	Net This Period	Credits Year-to-Date	Debits Year-to-Date	Net Year-to-Date
Dividends and Interest	\$40,515.71	\$0.00	\$40,515.71	\$61,835.85	\$0.00	\$61,835.85
Distributions	\$0.00	\$0.00	\$0.00	\$246,000.00	\$0.00	\$246,000.00

Activity Summary (continued)

	Credits This Period	Debits This Period	Net This Period	Credits Year-to-Date	Debits Year-to-Date	Net Year-to-Date
Cash						
Withdrawals	0.00	-56,974.71	-56,974.71	0.00	-323,171.00	-323,171.00
Total Cash	\$0.00	-\$56,974.71	-\$56,974.71	\$0.00	-\$323,171.00	-\$323,171.00
Totals	\$40,515.71	-\$56,974.71	-\$16,459.00	\$307,835.85	-\$323,171.00	-\$15,335.15

Transactions by Type of Activity

Process/ Settlement Date	Activity Type	Description	Quantity	Price	Accrued Interest	Amount	Currency
Dividends and Interest							
02/01/24	BOND INTEREST RECEIVED 06654BES6	248000 BANKWELL BK NEW CANAAN CONN CTF DEP 5.150% 03/31/25 B/E DTD 03/31/23 RD 01/31 PD 02/01/24				1,084.75	USD
02/05/24	BOND INTEREST RECEIVED 121331AN2	248000 BURKE & HERBERT BK & TR CO ALEXANDRIA VA CTF DEP 3.450% 02/05/25 DTD 08/05/22 CLB RD 02/02 PD 02/05/24				726.67	USD
02/05/24	BOND INTEREST RECEIVED 307811HT9	248000 FARMERS & MERCHANTS BK BERLIN WIS CTF DEP 5.550% 11/03/27 DTD 11/03/23 CLB RD 02/02 PD 02/03/24				1,169.00	USD
02/05/24	BOND INTEREST RECEIVED 37149CAZ0	248000 GENERATIONS BK ROGERS ARK CTF DEP 3.400% 08/04/25 DTD 08/03/22 CLB RD 02/02 PD 02/03/24				716.14	USD
02/09/24	BOND INTEREST RECEIVED 795451DE0	246000 SALLIE MAE BK SALT LAKE CITY UT CTF DEP 4.850% 08/10/26 DTD 08/09/23 RD 02/08 PD 02/09/24				6,014.53	USD
02/12/24	BOND INTEREST RECEIVED 14042RTP6	248000 CAPITAL ONE NATL ASSN MCLEAN VA CTF DEP 3.350% 08/11/25 DTD 08/10/22 RD 02/09 PD 02/10/24				4,188.14	USD
02/12/24	BOND INTEREST RECEIVED 89235MLG4	248000 TOYOTA FINL SVGS BK HEND NV CTF DEP 0.600% 08/12/24 DTD 08/12/21 RD 02/09 PD 02/12/24				750.11	USD
02/12/24	BOND INTEREST RECEIVED 91134CCV1	248000 UNITED PRAIRIE BK MTN LAKE MINN CTF DEP 5.300% 12/11/25 DTD 10/11/23 RD 02/09 PD 02/11/24				1,116.34	USD
02/13/24	BOND INTEREST RECEIVED 74160NKA7	248000 PRIME ALLIANCE BK WOODS CROSS UTAH CTF DEP 5.200% 04/15/24 DTD 06/13/23 RD 02/12 PD 02/13/24				1,095.28	USD
02/14/24	BOND INTEREST RECEIVED 35907XFG7	248000 FRONTIER BK OMAHA NE CTF DEP 4.700% 07/14/26 DTD 07/14/23 RD 02/13 PD 02/14/24				989.96	USD
02/16/24	BOND INTEREST RECEIVED 33650TAG5	248000 FIRST ST BK WINCHESTER OHIO CTF DEP 3.500% 09/16/25 DTD 09/16/22 CLB RD 02/15 PD 02/16/24				737.21	USD

**MBS MULTI-BANK SECURITIES, INC.***

1000 Town Center, Suite 2300
Southfield, MI 48075
(800) 967-9045

Member of FINRA & SIPC; MSRB Registered.

February 1, 2024 - February 29, 2024
MEDINA CITY SCHOOLS

Transactions by Type of Activity (continued)

Process/ Settlement Date	Activity Type	Description	Quantity	Price	Accrued Interest	Amount	Currency
Dividends and Interest (continued)							
02/20/24	INTEREST ON FREE CREDIT BALANCES USD999997	U.S.DOLLARS CURRENCY CREDIT INTEREST FOR INTEREST PERIOD ENDING 02-19-24 YIELDS WERE: CURRENT 1.000% EFFECTIVE 1.004%				8.79	USD
02/20/24	BOND INTEREST RECEIVED 32026UX27	248000 FIRST FNDTN BK IRVINE CA CTF DEP 4.900% 02/18/26 DTD 08/18/23 RD 02/16 PD 02/18/24				6,125.94	USD
02/21/24	BOND INTEREST RECEIVED 27002YGD2	248000 EAGLEBANK BETHESDA MD CTF DEP 5.050% 07/21/25 DTD 07/21/23 RD 02/20 PD 02/21/24				1,063.68	USD
02/21/24	BOND INTEREST RECEIVED 9497632V7	248000 WELLS FARGO BK N A SIOUX FALLS S D CTF DEP 4.500% 10/21/24 DTD 10/21/22 RD 02/20 PD 02/21/24				947.84	USD
02/22/24	BOND INTEREST RECEIVED 66736ACF4	248000 NORTHWEST BK BOISE IDAHO CTF DEP 5.250% 03/24/25 B/E DTD 03/22/23 RD 02/21 PD 02/22/24				1,105.81	USD
02/22/24	BOND INTEREST RECEIVED 77579AFG6	245000 ROLLSTONE BK & TR FITCHBURG MASS CTF DEP 3.550% 08/23/27 DTD 08/22/22 CLB RD 02/21 PD 02/22/24				4,384.49	USD
02/26/24	BOND INTEREST RECEIVED 04225AAC2	248000 ARMOR BK FORREST CITY ARK CTF DEP 5.300% 03/24/26 B/E DTD 03/24/23 CLB RD 02/23 PD 02/24/24				1,116.34	USD
02/26/24	BOND INTEREST RECEIVED 534732AV4	248000 LINCOLN SVGS BK REINBECK IOWA CTF DEP CT/365 0.600% 06/24/24 DTD 06/24/20 CLB RD 02/09 PD 02/24/24				126.38	USD
02/26/24	BOND INTEREST RECEIVED 62847NDL7	248000 MVB BK INC FAIRMONT WEST VA CTF DEP 5.300% 03/22/24 B/E DTD 03/24/23 RD 02/23 PD 02/24/24				1,116.34	USD
02/26/24	BOND INTEREST RECEIVED 84287PHU9	248000 SOUTHERN FIRST BK N A GREENVILLE S C CTF DEP 4.600% 11/27/26 DTD 05/26/23 RD 02/23 PD 02/26/24				968.90	USD
02/27/24	BOND INTEREST RECEIVED 693963AEO	248000 PACIFIC ALLIANCE BK SAN GABRIEL CA CTF DEP 5.150% 03/27/25 B/E DTD 03/27/23 RD 02/26 PD 02/27/24				1,084.75	USD
02/27/24	BOND INTEREST RECEIVED 740367KG1	227000 PREFERRED BK LOS ANGELES CALIF CTF DEP 1.100% 03/27/24 DTD 03/27/20 RD 02/12 PD 02/27/24				212.07	USD



Transactions by Type of Activity (continued)

Process/ Settlement Date	Activity Type	Description	Quantity	Price	Accrued Interest	Amount	Currency
Dividends and Interest (continued)							
02/28/24	BOND INTEREST RECEIVED 32056GDQ0	248000 FIRST INTERNET BK FISHERS IND CTF DEP 4.000% 09/29/25 DTD 09/28/22 RD 02/27 PD 02/28/24				842.52	USD
02/28/24	BOND INTEREST RECEIVED 45780PBBO	249000 INSTITUTION FOR SVGS IN NEWBURYPORT & ITS VIC MA CTF DEP 0.700% 10/28/24 DTD 10/28/21 CLB RD 02/27 PD 02/28/24				148.04	USD
02/28/24	BOND INTEREST RECEIVED 61768U4L8	248000 MORGAN STANLEY PRIVATE BK NATL ASSN INSTL CTF DEP PROGRAM 3.200% 11/28/25 DTD 05/31/22 CLB RD 02/27 PD 02/28/24				674.02	USD
02/28/24	BOND INTEREST RECEIVED 654062KZO	248000 NICOLET NATL BK GREENBAY WIS CTF DEP 4.000% 03/28/24 B/E DTD 09/28/22 RD 02/27 PD 02/28/24				842.52	USD
02/29/24	BOND INTEREST RECEIVED 32065RAK1	248000 FIRST KEYSTONE CMNTY BK BERWICK PA CTF DEP 0.600% 06/28/24 DTD 06/30/20 CLB RD 02/28 PD 02/29/24				122.30	USD
02/29/24	BOND INTEREST RECEIVED 81500JBG7	248000 SECURITY ST BK FARWELL TEX CTF DEP 0.400% 03/28/24 DTD 03/31/21 CLB RD 02/28 PD 02/29/24				78.82	USD
02/29/24	BOND INTEREST RECEIVED 978208AG1	248000 WOOD & HUSTON BK MARSHALL MO CTF DEP 4.700% 06/30/26 DTD 06/30/23 RD 02/28 PD 02/29/24				958.03	USD
Total Dividends and Interest					\$0.00	\$40,515.71	USD
Cash Withdrawals and Deposits							
02/01/24	ELECTRONIC TRANSACTION USD999997	SEND TO BANK FOR ACH ACH HUNTINGTON NATIONAL BANK				-16,459.00	USD
02/29/24	ELECTRONIC TRANSACTION USD999997	SEND TO BANK FOR ACH ACH HUNTINGTON NATIONAL BANK				-40,515.71	USD
Total Cash Withdrawals and Deposits					\$0.00	-\$56,974.71	USD
Total Value of Transactions					\$0.00	-\$16,459.00	USD

The price and quantity displayed may have been rounded.

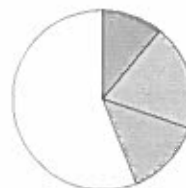
February 1, 2024 - February 29, 2024
MEDINA CITY SCHOOLS

Fixed Income Analysis

Bond Quality

Bond Quality	Market Value	% of Bond Market Value	Percent of Fixed Income
AAA	475,878.08	4%	
Not Rated	12,157,592.15	96%	
Total	12,633,470.23	100%	

Bond Maturity Schedule



Bond Maturity	Market Value	% of Bond Market Value
Within 1 month	1,354,575.58	11%
1 to 6 months	2,452,192.56	19%
7 to 12 months	1,707,955.66	14%
1 to 5 years	7,118,746.43	56%
Total	12,633,470.23	100%

Percentages of bond market values are rounded to the nearest whole percentage.

Bond quality ratings reflect Moody's or Standard and Poor's ratings. Bonds may be rated by other services. Bonds that are in default are not included. Please refer to your Portfolio Holdings section.

Messages

Transition to Trade Date plus One (T1) Settlements

The U.S. will adopt a shortened settlement timeframe beginning with trade date May 28, 2024, for equities, corporate, municipal bonds and unit investment trusts. Moving from a T2 to a T1 settlement cycle will provide faster access to sale proceeds, but it also means that funds will be due on purchase transactions earlier.

Although a money market mutual fund (money fund) seeks to preserve the value of your investment at \$1 per share, it is possible to lose money by investing in a money fund. Shares of a money fund or the balance of a bank deposit product held in your brokerage account may be liquidated upon request with the proceeds credited to your brokerage account. Please see the money fund's prospectus or the bank deposit product's disclosure document or contact your advisor for additional information. Pursuant to SEC Rule 10b-10(b)(1) confirmations are not sent for purchases into money funds processed on the sweep platform. Pursuant to applicable regulation, account statements will be produced monthly or quarterly. Balances in Federal Deposit Insurance Corporation (FDIC)-insured bank deposit sweep products are not protected by Securities Investor Protection Corporation (SIPC).

Go Paperless by Selecting eDelivery

Eliminate paper and save natural resources with digital adoption. Electronic delivery (eDelivery) is faster, convenient and more secure. We offer eDelivery for account statements, prospectus documents, proxy or shareholder communications, tax documents, trade confirmations and more.

To enroll, log in to your brokerage account and look for the one-click eDelivery pop-up or simply select 'Go Paperless' at the top of any page and follow the on-screen prompts to

Messages (continued)

set-up your preferences. Enrollment can be activated as quickly as the day you register, and you will be notified when documents are available in an online, password-protected portal.

Contact your financial professional if you have any questions about any of our digital tools.

Cash Not Yet Received

Security	Record Date	Payable Date	Quantity Held	Rate	Dividend Option	Amount of Payment
Interest						
BANKWELL BK NEW CANAAN CONN CTF DEP 5.150% 03/31/25 B/E	02/29/24	03/01/24	248,000.0000	4.091780	Cash	1,014.76
Total Cash Not Yet Received						\$1,014.76

Assets shown here are not reflected in your account. This information has been received from sources we believe to be reliable. Pershing does not guarantee the accuracy of the information.

Important Information and Disclosures

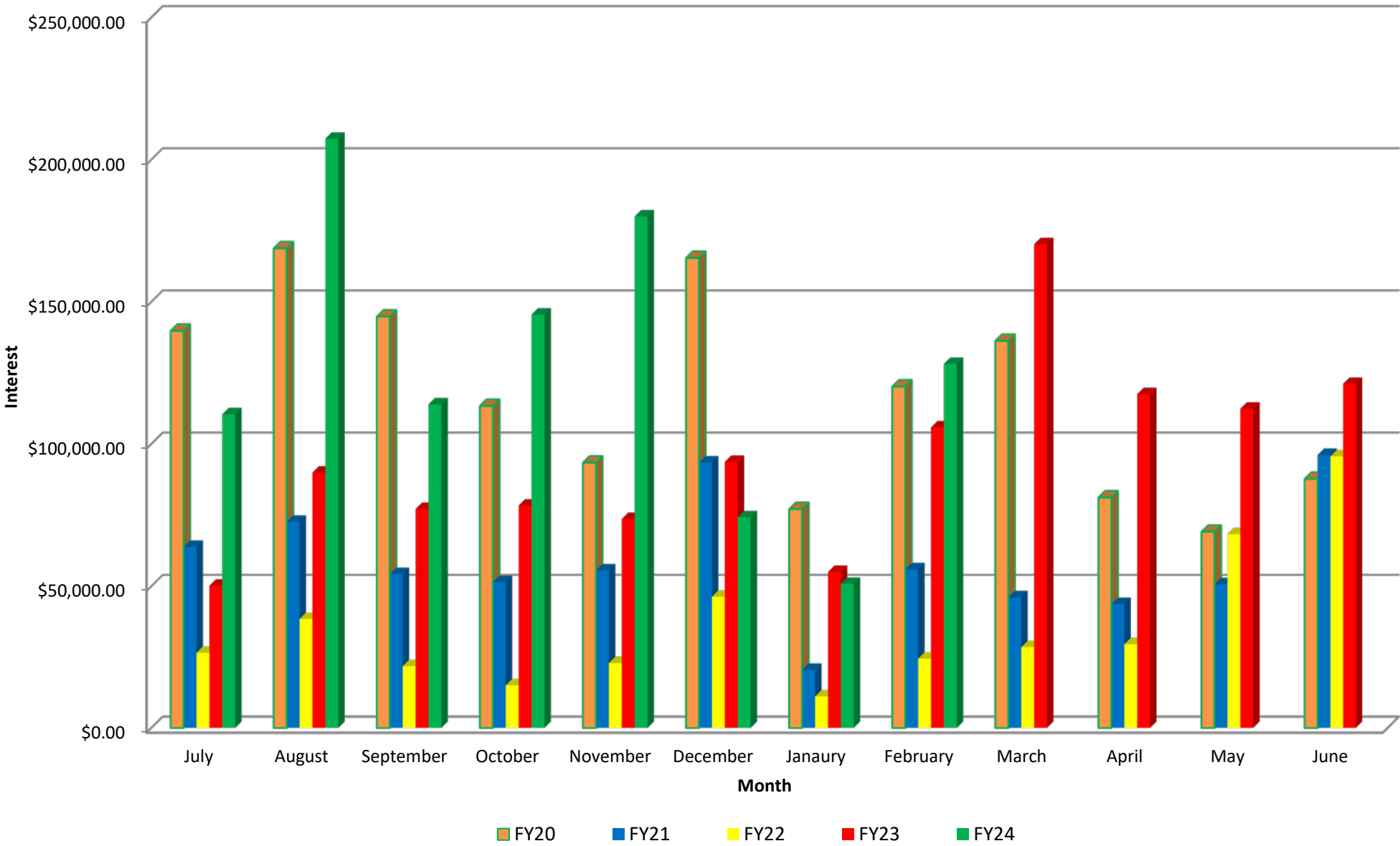
The Role of Pershing

- **Pershing LLC, member FINRA, NYSE, carries your account as clearing broker pursuant to a clearing agreement with your financial institution.** Pershing is not responsible or liable for any acts or omissions of your financial institution or its employees and it does not supervise them. Pershing provides no investment advice nor does it assess the suitability of any transaction or order. Pershing acts as the agent of your financial institution and you agree that you will not hold Pershing or any person controlling or under common control with it liable for any investment losses incurred by you.
- Pershing performs several key functions at the direction of your financial institution. It acts as custodian for funds and securities you may deposit with it directly or through your financial institution or that it receives as the result of securities transactions it processes.
- Your financial institution is responsible for adherence to the securities laws, regulations and rules which apply to it regarding its own operations and the supervision of your account, its sales representatives and other personnel. Your financial institution is also responsible for approving the opening of accounts and obtaining account documents; the acceptance and, in certain instances, execution of securities orders; the assessment of the suitability of those transactions, where applicable; the rendering of investment advice, if any, to you and in general, for the ongoing relationship that it has with you.
- Inquiries concerning the positions and balances in your account may be directed to the **Pershing Customer Service Department at (201) 413-3333**. All other inquiries regarding your account or activity should be directed to your financial institution. Your financial organization's contact information can be found on the first page of this statement.
- For a description of other functions performed by Pershing please consult the Disclosure Statement provided to you upon the opening of your account. This notice is not meant as a definitive enumeration of every possible circumstance, but as a general disclosure. If you have any questions regarding this notice or if you would like additional copies of the Disclosure Statement, please contact your financial institution.
- Pershing is a member of the Securities Investor Protection Corporation (SIPC®). Please note that SIPC does not protect against loss due to market fluctuation. In addition to SIPC protection, Pershing provides coverage in excess of SIPC limits. For more detailed information please visit: www.pershing.com/about/strength-and-stability.
- This statement will be deemed conclusive. You are advised to report any inaccuracy or discrepancy (including unauthorized trading) promptly, but no later than ten days after receipt of this statement, to your financial organization and Pershing. Please be advised that any oral communication should be re-confirmed in writing to further protect your rights, including your rights under the Securities Investor Protection Act.
- Your financial organization's contact information can be found on the first page of this statement. Pershing's contact information is as follows: **Pershing LLC, Legal Department, One Pershing Plaza, Jersey City, New Jersey 07399; (201) 413-3330**. Errors and Omissions excepted.

Important Arbitration Disclosures

- All parties to this agreement are giving up the right to sue each other in court, including the right to a trial by jury, except as provided by the rules of the arbitration forum in which a claim is filed.
- Arbitration awards are generally final and binding; a party's ability to have a court reverse or modify an arbitration award is very limited.

Total Monthly Interest Earnings



POWERSCHOOL
DATE: 03/12/2024
TIME: 16:08:21
SELECTION CRITERIA : ALL

MEDINA CITY SCHOOLS
OH Cash Position Report

PAGE NUMBER: 1

ACCOUNTING PERIOD : 8/24

FUND	SCC	DESCRIPTION	BEGIN	MTD	FYTD	MTD	FYTD	CURRENT	CURRENT	UNENCUMBERED
			BALANCE	RECEIPTS	RECEIPTS	EXPENDITURES	EXPENDITURES	FUND BALANCE	ENCUMBRANCE	FUND BALANCE

001	0000	GENERAL FUND								
		23,668,444.44	22,860,509.93	61,622,194.04	5,970,892.38	51,577,986.58	33,712,651.90	3,364,925.10	30,347,726.80	
001	0950	GENERAL FUND - CHROME								
		251,148.18	5,150.50	86,866.00	0.00	0.00	338,014.18	0.00	338,014.18	
001	1000	GENERAL FUND								
		593,809.20	0.00	0.00	0.00	0.00	593,809.20	0.00	593,809.20	
001	2000	GENERAL FUND								
		681,740.87	13,993.28	433,181.49	0.00	0.00	1,114,922.36	0.00	1,114,922.36	

Total For Fund 001:										
		25,195,142.69	22,879,653.71	62,142,241.53	5,970,892.38	51,577,986.58	35,759,397.64	3,364,925.10	32,394,472.54	
002	9000	BOND RETIRE - ELEM/HIGH								
		3,690,068.83	1,599,740.00	3,596,752.55	0.00	3,868,380.39	3,418,440.99	657,386.50	2,761,054.49	
002	9012	SALES TAX - COPS								
		0.00	0.00	1,370,657.68	0.00	1,370,657.68	0.00	357,759.82	-357,759.82	

Total For Fund 002:										
		3,690,068.83	1,599,740.00	4,967,410.23	0.00	5,239,038.07	3,418,440.99	1,015,146.32	2,403,294.67	
003	0000	PERMANENT IMPROVEMENT								
		340,994.61	0.00	0.00	0.00	0.00	340,994.61	0.00	340,994.61	
003	9000	PERMANENT IMPROVEMENT								
		13,601.14	0.00	0.00	0.00	0.00	13,601.14	0.00	13,601.14	
003	9001	REC CENTER-PERMANENT IMP								
		243,131.08	0.00	130,000.00	11,610.00	910,601.66	-537,470.58	35,669.95	-573,140.53	

Total For Fund 003:										
		597,726.83	0.00	130,000.00	11,610.00	910,601.66	-182,874.83	35,669.95	-218,544.78	
006	0000	LUNCHROOM FUND								
		-936,761.73	181,600.80	1,117,216.72	118,830.09	1,027,393.34	-846,938.35	21,332.30	-868,270.65	
006	9006	LUNCHROOM - FED FUNDS								
		2,215,240.79	89,407.20	533,044.82	117,157.42	721,857.42	2,026,428.19	335,458.40	1,690,969.79	

POWERSCHOOL
DATE: 03/12/2024
TIME: 16:08:21
SELECTION CRITERIA : ALL

MEDINA CITY SCHOOLS
OH Cash Position Report

PAGE NUMBER: 2

ACCOUNTING PERIOD : 8/24

FUND	SCC	DESCRIPTION	BEGIN BALANCE	MTD RECEIPTS	FYTD RECEIPTS	MTD EXPENDITURES	FYTD EXPENDITURES	CURRENT FUND BALANCE	CURRENT ENCUMBRANCE	UNENCUMBERED FUND BALANCE
006	9022	P-EBT ADMINISTRATIVE FUND	3,691.00	0.00	0.00	0.00	0.00	3,691.00	0.00	3,691.00

Total For Fund 006:			1,282,170.06	271,008.00	1,650,261.54	235,987.51	1,749,250.76	1,183,180.84	356,790.70	826,390.14
007	9004	COLLINS SCH/POST-GRADUATE	1,535.77	63.52	17,196.85	0.00	0.00	18,732.62	17,000.00	1,732.62
007	9022	BREWER GARRETT SCH	12,547.17	43.79	366.25	0.00	0.00	12,913.42	0.00	12,913.42
007	9110	ART TRUST - GARFIELD	11,827.04	41.27	345.20	0.00	0.00	12,172.24	0.00	12,172.24
007	9333	RIOS STUDENT LEADER SCH	21,075.37	117.97	3,984.11	0.00	0.00	25,059.48	5,000.00	20,059.48
007	9901	BIXLER SCHOLARSHIP FUND	130.11	0.45	3.79	0.00	0.00	133.90	0.00	133.90

Total For Fund 007:			47,115.46	267.00	21,896.20	0.00	0.00	69,011.66	22,000.00	47,011.66
008	9002	KANEHL MUSIC TRUST	28,743.16	0.00	0.00	0.00	0.00	28,743.16	500.00	28,243.16
008	9003	RICHARD HOFFMAN COLLINS	736,925.09	0.00	60,621.08	0.00	0.00	797,546.17	50,000.00	747,546.17
008	9112	ELAINE BUSHMAN FUND	19,161.49	0.00	646.24	0.00	0.00	19,807.73	1,000.00	18,807.73

Total For Fund 008:			784,829.74	0.00	61,267.32	0.00	0.00	846,097.06	51,500.00	794,597.06
009	9000	STAR	988.90	926.50	31,554.45	0.00	0.00	32,543.35	0.00	32,543.35
009	9110	UNIFORM SUPPLIES GA	3,854.30	25.00	1,907.80	0.00	4,564.39	1,197.71	6,196.28	-4,998.57

POWERSCHOOL
DATE: 03/12/2024
TIME: 16:08:21
SELECTION CRITERIA : ALL

MEDINA CITY SCHOOLS
OH Cash Position Report

PAGE NUMBER: 3

ACCOUNTING PERIOD : 8/24

FUND	SCC	DESCRIPTION	BEGIN	BALANCE	MTD RECEIPTS	FYTD RECEIPTS	MTD EXPENDITURES	FYTD EXPENDITURES	CURRENT FUND BALANCE	CURRENT ENCUMBRANCE	UNENCUMBERED FUND BALANCE

009	9120	UNIFORM SUPPLIES - CN	15,765.94	456.00	7,197.40	4,131.62	7,233.12	15,730.22	3,009.27	12,720.95	
009	9130	UNIFORM SUPPLIES - FN	6,670.93	225.20	8,938.75	279.77	9,899.04	5,710.64	1,870.23	3,840.41	
009	9140	UNIFORM SUPPLIES - HE	16,699.53	84.00	7,014.50	125.81	6,079.83	17,634.20	5,223.92	12,410.28	
009	9160	UNIFORM SUPPLIES - BL	5,303.22	564.00	10,322.75	532.74	8,263.74	7,362.23	2,239.31	5,122.92	
009	9170	UNIFORM SUPPLIES - WA	24,729.68	217.00	11,672.00	73.93	8,351.79	28,049.89	2,989.48	25,060.41	
009	9180	UNIFORM SUPPLIES - NO	12,013.99	207.00	9,008.50	1,016.01	9,099.88	11,922.61	947.01	10,975.60	
009	9200	UNIFORM SUPPLIES - CL	20,009.61	380.00	16,665.10	405.68	16,790.60	19,884.11	719.72	19,164.39	
009	9210	UNIFORM SUPPLIES - RT	7,947.71	686.50	20,583.55	2,919.89	12,831.87	15,699.39	6,347.48	9,351.91	
009	9300	UNIFORM SUPPLIES - HS	64,502.77	13,375.28	129,412.96	1,751.72	55,485.62	138,430.11	116,361.17	22,068.94	
009	9301	MHS GRADUATION	976.10	346.50	3,410.00	0.00	34.75	4,351.35	10,465.25	-6,113.90	
009	9304	AVIATION/PHOTOGRAPHY	3.87	0.00	0.00	0.00	0.00	3.87	0.00	3.87	

Total For Fund	009:		179,466.55	17,492.98	257,687.76	11,237.17	138,634.63	298,519.68	156,369.12	142,150.56	
014	9016	MEDINA CNTY JUV DET CNTR	123,134.45	22,420.00	94,145.00	26,541.72	221,456.93	-4,177.48	0.00	-4,177.48	
014	9116	EVOLVE	616,881.56	76,707.70	668,743.70	97,561.74	738,267.63	547,357.63	97,857.02	449,500.61	

Total For Fund	014:		740,016.01	99,127.70	762,888.70	124,103.46	959,724.56	543,180.15	97,857.02	445,323.13	
016	0000	EMERGENCY LEVY	16,351,613.27	2,800,435.00	6,580,296.10	991,049.68	6,589,802.37	16,342,107.00	350,795.54	15,991,311.46	

POWERSCHOOL
DATE: 03/12/2024
TIME: 16:08:21
SELECTION CRITERIA : ALL

MEDINA CITY SCHOOLS
OH Cash Position Report

PAGE NUMBER: 4

ACCOUNTING PERIOD : 8/24

FUND	SCC	DESCRIPTION	BEGIN BALANCE	MTD RECEIPTS	FYTD RECEIPTS	MTD EXPENDITURES	FYTD EXPENDITURES	CURRENT FUND BALANCE	CURRENT ENCUMBRANCE	UNENCUMBERED FUND BALANCE
016	0410	EMERGENCY LEVY	-263,873.52	0.00	0.00	10,819.68	90,717.83	-354,591.35	0.00	-354,591.35
016	1000	EMERGENCY LEVY	-1,310,023.18	0.00	0.00	46,515.96	406,322.19	-1,716,345.37	0.00	-1,716,345.37
<hr/>										
Total For Fund	016:		14,777,716.57	2,800,435.00	6,580,296.10	1,048,385.32	7,086,842.39	14,271,170.28	350,795.54	13,920,374.74
<hr/>										
018	0000	PRINT SHOP	6,683.33	0.00	0.00	0.00	0.00	6,683.33	0.00	6,683.33
018	9000	PUBLIC SCHOOL SUP - SUPER	16.70	0.00	0.00	0.00	0.00	16.70	0.00	16.70
018	9110	PRINCIPAL'S FUND - GA	11,657.93	67.85	2,312.35	561.06	6,720.41	7,249.87	7,113.68	136.19
018	9111	GARFIELD SCHOOL STORE	49.99	0.00	0.00	0.00	0.00	49.99	0.00	49.99
018	9113	GARFIELD MEDIA CENTER	563.34	0.00	40.70	0.00	475.94	128.10	3,020.00	-2,891.90
018	9120	PRINCIPAL - CN	57,375.66	112.50	220.31	-754.03	44,695.64	12,900.33	5,170.03	7,730.30
018	9122	CANAVAN SCHOOL STORE	586.69	0.00	0.00	0.00	0.00	586.69	0.00	586.69
018	9123	BOOK FAIR - CANAVAN	2,112.05	0.00	25,838.12	0.00	3,917.27	24,032.90	0.00	24,032.90
018	9130	PRINCIPAL - FN	38,283.66	72.50	9,495.52	673.91	9,215.31	38,563.87	7,138.84	31,425.03
018	9133	BOOK FAIR - FENN	1,514.66	0.00	60.75	0.00	0.00	1,575.41	100.00	1,475.41
018	9135	MEDINA SKI TEAM	474.67	0.00	0.00	0.00	0.00	474.67	0.00	474.67
018	9140	PRINCIPAL'S FUND - HE	46,856.38	137.19	3,203.03	661.03	4,714.93	45,344.48	4,456.41	40,888.07
018	9143	HERITAGE MEDIA CENTER	2,226.35	0.00	0.00	0.00	0.00	2,226.35	0.00	2,226.35
018	9160	PRINCIPAL'S FUND - BL	41,447.36	324.00	6,042.06	2,304.81	11,035.88	36,453.54	3,983.70	32,469.84
018	9161	PBIS - BLAKE	3,248.50	0.00	0.00	0.00	1,650.00	1,598.50	0.00	1,598.50

POWERSCHOOL
DATE: 03/12/2024
TIME: 16:08:21
SELECTION CRITERIA : ALL

MEDINA CITY SCHOOLS
OH Cash Position Report

PAGE NUMBER: 5

ACCOUNTING PERIOD : 8/24

FUND	SCC	DESCRIPTION	BEGIN	MTD	FYTD	MTD	FYTD	CURRENT	CURRENT	UNENCUMBERED
		BALANCE	RECEIPTS	RECEIPTS	EXPENDITURES	EXPENDITURES	FUND	BALANCE	ENCUMBRANCE	FUND BALANCE
018	9163	BLAKE MEDIA CENTER								
		13,118.41	31.08	117.46	0.00	50.00	13,185.87	0.00		13,185.87
018	9170	PRINCIPALS FUND - WA								
		78,815.43	271.50	2,987.81	1,169.25	16,236.98	65,566.26	8,907.98		56,658.28
018	9171	WAITE SCHOOL STORE								
		220.00	0.00	110.00	0.00	228.27	101.73	200.00		-98.27
018	9173	MEDIA CENTER WA								
		5,239.53	8.99	49.79	0.00	0.00	5,289.32	0.00		5,289.32
018	9180	PRINCIPALS FUND NO								
		67,088.84	62.50	5,030.03	12,350.04	27,494.93	44,623.94	3,273.80		41,350.14
018	9181	NO SCHOOL STORE								
		1,631.19	0.00	0.00	0.00	0.00	1,631.19	0.00		1,631.19
018	9183	MEDIA CENTER NO								
		8,759.38	0.00	0.00	0.00	0.00	8,759.38	0.00		8,759.38
018	9184	FIELD TRIPS NO								
		146.00	0.00	0.00	0.00	0.00	146.00	0.00		146.00
018	9200	PRINCIPAL'S FUND - CL								
		48,468.81	20.00	5,949.81	327.42	12,359.36	42,059.26	9,570.58		32,488.68
018	9203	CL MEDIA CENTER								
		5,629.54	0.00	3,599.12	0.00	3,519.92	5,708.74	0.00		5,708.74
018	9210	PRINCIPAL'S FUND - RT								
		36,774.81	608.00	2,946.85	145.50	7,204.55	32,517.11	7,845.43		24,671.68
018	9211	ROOT M.S. MEDIA CENTER								
		10,629.86	0.00	3,247.51	0.00	3,280.54	10,596.83	0.00		10,596.83
018	9300	PRINCIPAL'S FUND - HS								
		23,531.31	863.46	18,461.70	6,659.28	21,838.41	20,154.60	18,813.30		1,341.30
018	9301	MEDIA CENTER FUND								
		1,554.50	0.00	0.00	0.00	0.00	1,554.50	0.00		1,554.50
018	9302	SPECIAL FUNDRAISER - HS								
		29,909.37	0.00	0.00	0.00	0.00	29,909.37	29,000.00		909.37
018	9303	PERFORMING ARTS								
		159,402.65	2,846.00	41,291.00	1,207.54	16,768.24	183,925.41	90,150.28		93,775.13
018	9304	BUZZ								
		23,253.34	2,454.05	13,968.05	1,225.61	10,242.65	26,978.74	15,256.38		11,722.36
018	9305	FLEXIBLE CREDIT FUND								
		8,434.56	0.00	0.00	0.00	0.00	8,434.56	0.00		8,434.56
018	9306	FEED THE BEES								
		7,622.41	0.00	1,400.00	90.87	1,090.42	7,931.99	6,409.58		1,522.41
018	9307	MHS LOCAL GRANTS								
		74.85	0.00	0.00	0.00	1,258.34	-1,183.49	2,740.15		-3,923.64

POWERSCHOOL
DATE: 03/12/2024
TIME: 16:08:21
SELECTION CRITERIA : ALL

MEDINA CITY SCHOOLS
OH Cash Position Report

PAGE NUMBER: 6

ACCOUNTING PERIOD : 8/24

FUND	SCC	DESCRIPTION	BEGIN	BALANCE	MTD RECEIPTS	FYTD RECEIPTS	MTD EXPENDITURES	FYTD EXPENDITURES	CURRENT FUND BALANCE	CURRENT ENCUMBRANCE	UNENCUMBERED FUND BALANCE
018	9308	MHS HOPE SQUAD									
		1,216.16			0.00	3,020.00	265.00	1,531.65	2,704.51	1,760.45	944.06
018	9884	FACILITY RENTAL									
		85,394.82			0.00	661.00	0.00	0.00	86,055.82	0.00	86,055.82
018	9900	INSERVICE - CENTRAL									
		3,702.01			0.00	0.00	0.00	0.00	3,702.01	0.00	3,702.01
018	9901	PUBLIC SCH SUPPORT - INST									
		1,743.89			0.00	0.00	0.00	0.00	1,743.89	0.00	1,743.89
018	9902	INSERVICE - SUPER									
		11,224.52			0.00	0.00	0.00	0.00	11,224.52	0.00	11,224.52
018	9903	BOARD/STUDENT DEVELOPMENT									
		2,800.00			0.00	0.00	0.00	0.00	2,800.00	0.00	2,800.00
018	9904	WELLNESS FUND									
		502.00			0.00	0.00	0.00	0.00	502.00	0.00	502.00
018	9905	PUBLIC SCH SUPT/STUD SERV									
		51,248.39			0.00	0.00	0.00	0.00	51,248.39	0.00	51,248.39
018	9906	COMMUNICA-PUBLIC SCH SUP									
		675.90			0.00	525.00	0.00	525.00	675.90	0.00	675.90
018	9907	STEAM - SUMMER ENRICHMENT									
		5,374.82			0.00	0.00	0.00	0.00	5,374.82	0.00	5,374.82
018	9908	GRANT US HOPE									
		-317.00			0.00	0.00	0.00	0.00	-317.00	0.00	-317.00
018	9910	MAINTENANCE DEPARTMENT									
		3,902.36			0.00	0.00	0.00	0.00	3,902.36	0.00	3,902.36
018	9915	BIKE TO SCHOOL									
		788.22		2,000.00		2,000.00	0.00	0.00	2,788.22	1,100.00	1,688.22
018	9916	SPIRIT NIGHT									
		4,396.64			0.00	1,500.00	0.00	2,950.88	2,945.76	210.46	2,735.30
018	9917	HALL OF FAME									
		1,235.05			0.00	0.00	0.00	0.00	1,235.05	0.00	1,235.05
018	9918	SPOTLIGHT ON STUDENTS									
		816.53		375.00		375.00	0.00	286.62	904.91	153.07	751.84
018	9919	STUDENT ART SHOW									
		621.60		500.00		500.00	197.20	197.20	924.40	477.80	446.60
018	9920	TRSP FUND									
		1,514.98			0.00	0.00	0.00	0.00	1,514.98	0.00	1,514.98
018	9922	AMERICAN HEART GRANT									
		1,000.00			0.00	0.00	0.00	0.00	1,000.00	0.00	1,000.00
018	9930	RESOURCE CONNECTION									
		1,500.00			0.00	0.00	0.00	0.00	1,500.00	0.00	1,500.00

POWERSCHOOL
DATE: 03/12/2024
TIME: 16:08:21
SELECTION CRITERIA : ALL

MEDINA CITY SCHOOLS
OH Cash Position Report

PAGE NUMBER: 7

ACCOUNTING PERIOD : 8/24

FUND	SCC	DESCRIPTION	BEGIN BALANCE	MTD RECEIPTS	FYTD RECEIPTS	MTD EXPENDITURES	FYTD EXPENDITURES	CURRENT FUND BALANCE	CURRENT ENCUMBRANCE	UNENCUMBERED FUND BALANCE
<hr/>										
<hr/>										
Total For Fund 018:			922,742.95	10,754.62	154,952.97	27,084.49	209,489.34	868,206.58	226,851.92	641,354.66
<hr/>										
019	9000	ADAMH GRANT 240.00	0.00	0.00	0.00	0.00	0.00	240.00	0.00	240.00
019	9018	LOWE'S LIGHT UP GA FY08 48.08	0.00	0.00	0.00	0.00	0.00	48.08	0.00	48.08
019	9020	RIF PROGRAM GRANT - NO 400.73	0.00	0.00	0.00	0.00	0.00	400.73	0.00	400.73
019	9021	JENNINGS - B - BRYNIARSKI 0.82	0.00	0.00	0.00	0.00	0.00	0.82	0.00	0.82
019	9023	PUB EDU LEADERSHIP COM GT 0.01	0.00	0.00	0.00	0.00	0.00	0.01	0.00	0.01
019	9029	M H J GRANT/ZAVESKY/FY09 6.82	0.00	0.00	0.00	0.00	0.00	6.82	0.00	6.82
019	9030	PERF BASD ASSMENT GT FY10 79.76	0.00	0.00	0.00	0.00	0.00	79.76	0.00	79.76
019	9031	PBA FY11 256.96	0.00	0.00	0.00	0.00	0.00	256.96	0.00	256.96
019	9113	ACS-HACH CHEM GT - HAMMAN 96.34	0.00	0.00	0.00	0.00	0.00	96.34	0.00	96.34
019	9121	ADAMH GRANT 40,405.00	0.00	0.00	350.00	3,775.00	36,630.00	750.00		35,880.00
019	9180	PPG INNOV CLASSRM GT-NO 15.31	0.00	0.00	0.00	0.00	0.00	15.31	0.00	15.31
019	9181	FIRST ENERGY GRANT 0.16	0.00	0.00	0.00	0.00	0.00	0.16	0.00	0.16
019	9213	VIDEO CLUB GRANT - MHS 2.82	0.00	0.00	0.00	0.00	0.00	2.82	0.00	2.82
019	9301	PPG GRANT - ROBOTICS 9.07	0.00	0.00	0.00	0.00	0.00	9.07	0.00	9.07
019	9313	JENNINGS - NOP - MILLER 13.86	0.00	0.00	0.00	0.00	0.00	13.86	0.00	13.86
019	9413	3M AND OTHER GRANT 152.03	0.00	0.00	0.00	0.00	0.00	152.03	0.00	152.03
019	9513	NEA STUDENT ACHIEVE GT 191.88	0.00	0.00	0.00	0.00	0.00	191.88	0.00	191.88

POWERSCHOOL
DATE: 03/12/2024
TIME: 16:08:21
SELECTION CRITERIA : ALL

MEDINA CITY SCHOOLS

OH Cash Position Report

PAGE NUMBER: 8

ACCOUNTING PERIOD : 8/24

FUND	SCC	DESCRIPTION	BEGIN	BALANCE	MTD RECEIPTS	FYTD RECEIPTS	MTD EXPENDITURES	FYTD EXPENDITURES	CURRENT FUND BALANCE	CURRENT ENCUMBRANCE	UNENCUMBERED FUND BALANCE
<hr/>											
019	9715	FUEL UP - BLAKE									
		23.82		0.00	0.00	0.00	0.00	23.82	0.00	23.82	
019	9920	M H J SUPPORT STUGGLING									
		1,000.00		0.00	0.00	0.00	0.00	1,000.00	0.00	1,000.00	
<hr/>											
Total For Fund	019:										
		42,943.47		0.00	0.00	350.00	3,775.00	39,168.47	750.00	38,418.47	
<hr/>											
020	9001	TRANSPORTATION ENTERPRISE									
		167,634.78		1,391.01	6,071.61	0.00	1,335.64	172,370.75	3,664.36	168,706.39	
<hr/>											
Total For Fund	020:										
		167,634.78		1,391.01	6,071.61	0.00	1,335.64	172,370.75	3,664.36	168,706.39	
<hr/>											
022	9000	UNCLAIMED FUNDS									
		66,495.58		0.00	654.00	0.00	0.00	67,149.58	5,000.00	62,149.58	
022	9093	DIVERSION PROG ADAMHS BD									
		1,000.00		0.00	0.00	0.00	0.00	1,000.00	0.00	1,000.00	
022	9094	DIVERSION PROG ADAMHS BD									
		1,000.00		0.00	0.00	0.00	0.00	1,000.00	0.00	1,000.00	
022	9300	OH HS ATH ASSOC FUND									
		10,114.54		2,573.00	10,326.00	0.00	8,878.04	11,562.50	0.00	11,562.50	
<hr/>											
Total For Fund	022:										
		78,610.12		2,573.00	10,980.00	0.00	8,878.04	80,712.08	5,000.00	75,712.08	
<hr/>											
024	9001	MED AND DRUG/SELF INS									
		4,339,814.61		914,438.22	7,286,296.97	856,146.72	7,978,867.36	3,647,244.22	1,062,891.84	2,584,352.38	
024	9002	DENT SELF INS									
		688,881.52		61,619.66	493,558.30	49,599.39	480,225.91	702,213.91	210,000.00	492,213.91	
024	9094	FLEX PRO									
		68,882.32		24,751.98	137,135.89	20,346.14	144,660.59	61,357.62	114,672.40	-53,314.78	

POWERSCHOOL
DATE: 03/12/2024
TIME: 16:08:21
SELECTION CRITERIA : ALL

MEDINA CITY SCHOOLS
OH Cash Position Report

PAGE NUMBER: 9

ACCOUNTING PERIOD : 8/24

FUND	SCC	DESCRIPTION BEGIN BALANCE	MTD RECEIPTS	FYTD RECEIPTS	MTD EXPENDITURES	FYTD EXPENDITURES	CURRENT FUND BALANCE	CURRENT ENCUMBRANCE	UNENCUMBERED FUND BALANCE

Total For Fund	024:	5,097,578.45	1,000,809.86	7,916,991.16	926,092.25	8,603,753.86	4,410,815.75	1,387,564.24	3,023,251.51
027	0000	WORK COMP-SELF INS 517,470.87	13,003.15	109,875.23	78,163.63	194,432.11	432,913.99	83,812.15	349,101.84

Total For Fund	027:	517,470.87	13,003.15	109,875.23	78,163.63	194,432.11	432,913.99	83,812.15	349,101.84
071	9013	SALES TAX P I 3,479,546.49	0.00	3,205,873.86	42,037.28	2,677,487.65	4,007,932.70	318,884.87	3,689,047.83

Total For Fund	071:	3,479,546.49	0.00	3,205,873.86	42,037.28	2,677,487.65	4,007,932.70	318,884.87	3,689,047.83
200	9110	GA STUD COUN/K-KIDS CLUB 534.56	952.88	966.30	0.00	69.70	1,431.16	1,519.69	-88.53
200	9121	CN STUDENT COUNCIL 1,459.40	5.09	42.59	0.00	0.00	1,501.99	0.00	1,501.99
200	9134	FN STUDENT BUSINESS 9.98	0.03	0.28	0.00	0.00	10.26	0.00	10.26
200	9140	HE STUDENT COUNCIL 173.63	0.61	5.08	0.00	0.00	178.71	0.00	178.71
200	9184	NO STUDENT COUNCIL 55.57	0.19	1.62	0.00	0.00	57.19	0.00	57.19
200	9185	NO K-KIDS KIWANIS CLUB 12,147.30	42.39	354.57	0.00	0.00	12,501.87	0.00	12,501.87
200	9201	ROBOTICS CLUB CL 381.49	2.63	393.61	0.00	0.00	775.10	300.00	475.10
200	9202	CL STUDENT COUNCIL 2,988.56	988.22	1,826.90	1,094.50	1,991.73	2,823.73	1,204.53	1,619.20
200	9204	CL CHEERLEADERS 557.91	1.95	16.29	0.00	0.00	574.20	0.00	574.20
200	9205	CL BUILDERS CLUB 3,836.20	13.39	111.97	0.00	0.00	3,948.17	0.00	3,948.17

POWERSCHOOL
DATE: 03/12/2024
TIME: 16:08:21
SELECTION CRITERIA : ALL

MEDINA CITY SCHOOLS
OH Cash Position Report

PAGE NUMBER: 10

ACCOUNTING PERIOD : 8/24

FUND	SCC	DESCRIPTION BEGIN BALANCE	MTD RECEIPTS	FYTD RECEIPTS	MTD EXPENDITURES	FYTD EXPENDITURES	CURRENT FUND BALANCE	CURRENT ENCUMBRANCE	UNENCUMBERED FUND BALANCE
200	9209	CL DRAMA CLUB 33,551.92	111.57	967.75	516.38	1,615.38	32,904.29	4,133.62	28,770.67
200	9251	ROBOTICS CLUB RT 136.71	-48.31	361.24	0.00	0.00	497.95	375.00	122.95
200	9253	RT BUILDERS' CLUB 6,721.88	23.46	196.20	0.00	0.00	6,918.08	2,000.00	4,918.08
200	9254	RT HONORS ACADEMY 7,221.92	691.47	1,342.65	519.80	904.80	7,659.77	3,095.20	4,564.57
200	9256	RT DRAMA CLUB 6,138.27	21.42	179.18	0.00	0.00	6,317.45	2,000.00	4,317.45
200	9258	RT STUD COUNCIL 5,856.42	1,827.81	2,763.90	0.00	420.20	8,200.12	1,079.80	7,120.32
200	9301	YG AMERICANS FOR FREEDOM 0.21	0.00	0.00	0.00	0.00	0.21	0.00	0.21
200	9302	ART CLUB 1,171.52	103.62	534.68	50.96	448.24	1,257.96	866.76	391.20
200	9303	CULTURAL EXPLORATION 209.26	0.73	6.10	0.00	0.00	215.36	208.00	7.36
200	9304	CAREER ASSOCIATION 0.37	0.00	0.00	0.00	0.00	0.37	0.00	0.37
200	9305	CHEMCLUB 2.27	0.01	0.07	0.00	0.00	2.34	0.00	2.34
200	9307	VOCAL 50,986.09	208.74	11,178.72	900.00	18,300.37	43,864.44	22,514.81	21,349.63
200	9309	IMPROV CLUB 614.62	2.14	17.94	0.00	0.00	632.56	1,400.00	-767.44
200	9310	D E P - NAT'L GERMAN HON 0.45	0.00	0.00	0.00	0.00	0.45	0.00	0.45
200	9312	DRAMA CLUB 20,990.47	4,095.53	13,444.83	1,442.29	9,202.12	25,233.18	10,810.66	14,422.52
200	9314	MEDINA OUTDOORS CLUB 473.05	32.16	165.10	0.00	0.00	638.15	450.00	188.15
200	9315	FELLOWSHIP OF CHRISTIAN ATH 358.87	1.25	10.47	0.00	0.00	369.34	350.00	19.34
200	9318	GIRLS LEADERSHIP CLUB 7,496.92	26.16	218.83	0.00	0.00	7,715.75	7,860.00	-144.25
200	9321	KEY CLUB 64,607.35	362.09	3,792.79	2,299.00	5,852.18	62,547.96	15,147.82	47,400.14
200	9323	MEDINAMITE 1,797.19	4.73	209.70	0.00	613.25	1,393.64	1,675.75	-282.11

POWERSCHOOL
 DATE: 03/12/2024
 TIME: 16:08:21
 SELECTION CRITERIA : ALL

MEDINA CITY SCHOOLS
 OH Cash Position Report

PAGE NUMBER: 11

ACCOUNTING PERIOD : 8/24

FUND	SCC	DESCRIPTION BEGIN BALANCE	MTD RECEIPTS	FYTD RECEIPTS	MTD EXPENDITURES	FYTD EXPENDITURES	CURRENT FUND BALANCE	CURRENT ENCUMBRANCE	UNENCUMBERED FUND BALANCE

200	9324	MEDINIAN 74,321.83	261.39	2,860.95	0.00	95.96	77,086.82	19,904.04	57,182.78
200	9325	MHS BAND 23,575.78	119.39	5,289.85	1,091.03	11,054.45	17,811.18	12,900.00	4,911.18
200	9326	NATIONAL HONOR SOCIETY 16,525.17	55.03	462.24	0.00	757.43	16,229.98	3,401.57	12,828.41
200	9327	ORCHESTRA 46,670.41	166.36	2,671.02	89.16	279.89	49,061.54	2,720.11	46,341.43
200	9330	SCIENCE OLYMPIAD CLUB 2,843.13	7.85	75.35	0.00	603.00	2,315.48	2,262.00	53.48
200	9331	SKI CLUB 3.37	0.01	0.10	0.00	0.00	3.47	0.00	3.47
200	9332	SPANISH CLUB 14,993.20	49.66	2,627.04	1,208.00	2,975.27	14,644.97	4,524.73	10,120.24
200	9333	STUDENT COUNCIL 59,292.03	206.18	34,443.51	3,463.29	32,931.16	60,804.38	36,536.71	24,267.67
200	9335	LATIN CLUB 6,873.72	24.28	749.86	0.00	464.20	7,159.38	4,876.05	2,283.33
200	9336	FRENCH CLUB 337.28	0.83	637.64	0.00	730.26	244.66	794.51	-549.85
200	9337	AMERICAN SIGN LANGUAGE 243.89	1.08	73.54	0.00	0.00	317.43	500.00	-182.57
200	9339	SPEECH/DEBATE CLUB 12,891.59	10.11	11,539.36	224.96	21,448.56	2,982.39	7,042.48	-4,060.09
200	9340	O.C.O.M. 703.10	5.32	1,655.66	0.00	789.83	1,568.93	910.17	658.76
200	9346	PENGUIN BOWL/NOSB 127.25	0.44	3.62	0.00	0.00	130.87	100.06	30.81
200	9350	TECHNOLOGY CLUB 424.58	145.77	1,180.32	0.00	1,157.55	447.35	370.00	77.35
200	9352	VIDEO CLUB - SR HI 7,627.75	26.61	297.57	0.00	79.07	7,846.25	7,520.77	325.48
200	9353	CHINESE CLUB 1,156.95	4.04	33.75	0.00	0.00	1,190.70	1,200.00	-9.30
200	9355	GENDER AND SEXUALITY ALLI 774.74	2.63	72.22	0.00	71.57	775.39	1,148.43	-373.04
200	9380	V O F T 17,439.13	63.39	1,518.01	0.00	261.97	18,695.17	4,738.03	13,957.14
200	9421	CLASS OF 2021 2.63	0.00	0.00	0.00	0.50	2.13	2.50	-0.37

POWERSCHOOL
DATE: 03/12/2024
TIME: 16:08:21
SELECTION CRITERIA : ALL

MEDINA CITY SCHOOLS
OH Cash Position Report

PAGE NUMBER: 12

ACCOUNTING PERIOD : 8/24

FUND	SCC	DESCRIPTION BEGIN BALANCE	MTD RECEIPTS	FYTD RECEIPTS	MTD EXPENDITURES	FYTD EXPENDITURES	CURRENT FUND BALANCE	CURRENT ENCUMBRANCE	UNENCUMBERED FUND BALANCE
200	9422	CLASS OF 2022 133.84	0.00	0.00	0.00	22.27	111.57	111.73	-0.16
200	9423	CLASS OF 2023 2,279.02	6.64	57.09	0.00	377.22	1,958.89	1,892.78	66.11
200	9424	CLASS OF 2024 4,930.75	14.45	633.24	0.00	1,303.49	4,260.50	3,411.51	848.99
200	9425	CLASS OF 2025 4,111.05	86.96	23,255.61	550.00	1,722.19	25,644.47	58,277.00	-32,632.53
200	9426	CLASS OF 2026 1,898.43	11.94	1,748.18	0.00	126.59	3,520.02	1,773.41	1,746.61
200	9427	CLASS OF 2027 0.00	4.75	1,482.67	0.00	82.74	1,399.93	1,417.26	-17.33
200	9999	STUD ACTIV FD WAGES/BENE 0.01	0.00	0.00	0.00	0.00	0.01	0.00	0.01
<hr/>									
Total For Fund	200:	530,660.99	10,747.07	132,477.76	13,449.37	116,753.14	546,385.61	255,327.49	291,058.12
300	3000	ATHLETIC FUND -199,375.87	0.00	486,751.02	35,455.68	380,929.58	-93,554.43	73,376.53	-166,930.96
300	3001	ATHLETICS OTH 212,126.80	37,165.00	137,212.23	0.00	212,126.80	137,212.23	0.00	137,212.23
300	3002	ATH BOYS TENNIS 0.00	100.00	100.00	0.00	0.00	100.00	0.00	100.00
300	3003	ATH BOYS BB 26,852.28	10,260.93	29,910.60	0.00	26,852.28	29,910.60	0.00	29,910.60
300	3004	ATH GIRLS BB 14,076.98	3,362.00	17,166.93	0.00	14,076.98	17,166.93	0.00	17,166.93
300	3007	ATH BOYS CC 18,265.00	0.00	11,895.00	0.00	18,265.00	11,895.00	0.00	11,895.00
300	3008	ATH HS FOOTBALL 119,549.46	0.00	139,316.18	0.00	119,549.46	139,316.18	0.00	139,316.18
300	3010	ATH SOCCER 717.00	680.00	878.00	0.00	717.00	878.00	0.00	878.00
300	3012	ATH BOYS SOCCER 9,865.29	0.00	14,172.78	0.00	9,865.29	14,172.78	0.00	14,172.78
300	3013	ATH GIRLS SOCCER 12,215.92	0.00	15,261.84	0.00	12,215.92	15,261.84	0.00	15,261.84

POWERSCHOOL
 DATE: 03/12/2024
 TIME: 16:08:21
 SELECTION CRITERIA : ALL

MEDINA CITY SCHOOLS
 OH Cash Position Report

PAGE NUMBER: 13

ACCOUNTING PERIOD : 8/24

FUND	SCC	DESCRIPTION BEGIN BALANCE	MTD RECEIPTS	FYTD RECEIPTS	MTD EXPENDITURES	FYTD EXPENDITURES	CURRENT FUND BALANCE	CURRENT ENCUMBRANCE	UNENCUMBERED FUND BALANCE
<hr/>									
300	3015	ATH BOYS TRACK 4,450.00	0.00	0.00	0.00	4,450.00	0.00	0.00	0.00
300	3016	ATH GIRLS TRACK 7,316.00	0.00	0.00	0.00	7,316.00	0.00	0.00	0.00
300	3017	ATH GIRLS VBALL 12,433.94	0.00	12,876.95	0.00	12,433.94	12,876.95	0.00	12,876.95
300	3018	ATH WRESTLING 31,069.37	2,176.99	34,807.84	0.00	31,069.37	34,807.84	0.00	34,807.84
300	3019	ATH BOYS LACROSSE 9,435.86	0.00	0.00	0.00	9,435.86	0.00	0.00	0.00
300	3020	ATH GIRLS LACROSSE 3,290.88	0.00	0.00	0.00	3,290.88	0.00	0.00	0.00
300	3021	ATH BOYS SWIMMING 4,319.96	0.00	3,336.00	0.00	4,319.96	3,336.00	0.00	3,336.00
300	3022	ATH GIRLS SWIMMING 0.00	0.00	400.00	0.00	0.00	400.00	0.00	400.00
300	9110	GARFIELD FIELD TRIPS 4,341.97	0.00	1,055.00	-294.00	-280.10	5,677.07	1,175.25	4,501.82
300	9120	CANAVAN FIELD TRIP -477.80	0.00	3,525.00	0.00	3,740.00	-692.80	1,000.00	-1,692.80
300	9121	WORLD WATCHER'S CLUB 7,362.04	0.00	0.00	0.00	0.00	7,362.04	0.00	7,362.04
300	9130	FENN FIELD TRIPS 165.00	97.00	4,645.00	792.00	5,022.00	-212.00	700.00	-912.00
300	9140	HERITAGE FIELD TRIPS 274.31	487.33	4,532.65	0.00	3,956.32	850.64	2,000.50	-1,149.86
300	9160	BLAKE FIELD TRIPS -1,238.81	895.00	895.00	0.00	757.23	-1,101.04	3,932.00	-5,033.04
300	9170	WAITE FIELD TRIPS 639.00	210.00	1,660.00	0.00	3,365.00	-1,066.00	3,958.00	-5,024.00
300	9180	NORTHROP FIELD TRIPS 1,408.11	0.00	3,830.75	0.00	4,831.98	406.88	2,500.00	-2,093.12
300	9201	CL BAND FUND 11,452.51	0.00	9,126.00	566.75	2,721.00	17,857.51	15,430.98	2,426.53
300	9202	CL ORCHESTRA FD. 258.00	0.00	0.00	0.00	0.00	258.00	0.00	258.00
300	9203	CL LIBRARY 370.00	0.00	0.00	0.00	0.00	370.00	0.00	370.00
300	9204	CL CHOIR FUND 634.10	0.00	0.00	0.00	0.00	634.10	0.00	634.10

POWERSCHOOL
 DATE: 03/12/2024
 TIME: 16:08:21
 SELECTION CRITERIA : ALL

MEDINA CITY SCHOOLS
 OH Cash Position Report

PAGE NUMBER: 14

ACCOUNTING PERIOD : 8/24

FUND	SCC	DESCRIPTION	BEGIN BALANCE	MTD RECEIPTS	FYTD RECEIPTS	MTD EXPENDITURES	FYTD EXPENDITURES	CURRENT FUND BALANCE	CURRENT ENCUMBRANCE	UNENCUMBERED FUND BALANCE
300	9208	DC AND OTHER TRIPS 1,064.50		839.00	111,927.00	1,757.00	105,190.18	7,801.32	0.00	7,801.32
300	9250	RT BAND FUND 9,385.33		0.00	7,407.85	549.04	3,255.48	13,537.70	4,797.01	8,740.69
300	9251	RT ORCHESTRA FUND 1,246.65		0.00	0.00	0.00	0.00	1,246.65	0.00	1,246.65
300	9252	RT CHOIR FUND 3,270.15		0.00	0.00	0.00	0.00	3,270.15	0.00	3,270.15
300	9253	RT BEEHIVE 2,059.46		216.75	1,147.70	0.00	384.01	2,823.15	215.99	2,607.16
300	9254	ZEN DEN RT 654.70		155.00	1,058.00	0.00	363.81	1,348.89	686.19	662.70
300	9258	RT DIST SUPER ACTIV 124.00		3,778.00	117,617.50	0.00	111,646.76	6,094.74	28,348.24	-22,253.50
300	9302	MENS VOLLEYBALL 5,480.17		0.00	2,055.00	0.00	460.00	7,075.17	0.00	7,075.17
300	9303	HUDDLE/SHUDDLE 0.63		0.00	3,870.00	0.00	366.42	3,504.21	2,383.58	1,120.63
300	9304	LINK CREW 3,123.40		0.00	5,259.75	0.00	5,715.81	2,667.34	1,450.20	1,217.14
300	9313	MUSICAL 21,435.88		885.00	4,172.96	0.00	3,856.32	21,752.52	21,812.10	-59.58
300	9325	MHS BAND TRIP 7,171.20		0.00	0.00	0.00	0.00	7,171.20	0.00	7,171.20
300	9334	BEEHIVE CAFE 18,163.95		0.00	0.00	0.00	211.70	17,952.25	1,788.30	16,163.95
300	9390	GLOBAL TRIPS 375.00		805.00	805.00	0.00	0.00	1,180.00	9,000.00	-7,820.00
300	9403	PRESCHOOL TRIP 0.00		0.00	2,405.00	0.00	2,310.00	95.00	0.00	95.00
300	9410	SPARKLE CHEERLEADING 4,860.20		413.70	554.70	457.00	2,663.79	2,751.11	1,336.21	1,414.90
<hr/>										
Total For Fund	300:	390,212.52		62,526.70	1,191,635.23	39,283.47	1,127,452.03	454,395.72	175,891.08	278,504.64
401	9013	ST FRANCIS AUX SERVICES 80,070.56		0.00	176.30	0.00	80,246.86	0.00	0.00	0.00

POWERSCHOOL
DATE: 03/12/2024
TIME: 16:08:21
SELECTION CRITERIA : ALL

MEDINA CITY SCHOOLS
OH Cash Position Report

PAGE NUMBER: 15

ACCOUNTING PERIOD : 8/24

FUND	SCC	DESCRIPTION	BEGIN	MTD	FYTD	MTD	FYTD	CURRENT	CURRENT	UNENCUMBERED
			BALANCE	RECEIPTS	RECEIPTS	EXPENDITURES	EXPENDITURES	FUND BALANCE	ENCUMBRANCE	FUND BALANCE

401	9014	ST FRANCIS AUXILIARY								
		0.00	165,070.48	331,666.34	26,752.20	138,927.34	192,739.00	54,160.26		138,578.74
401	9017	AUX ST FRANCIS								
		37.41	0.00	0.00	0.00	0.00	37.41	0.00		37.41
401	9023	NURTURY AUX SERVICES								
		17,345.30	0.00	53.49	0.00	17,398.79	0.00	0.00		0.00
401	9024	NURTURY AUXILIARY								
		0.00	7,490.35	15,207.50	880.00	4,063.98	11,143.52	1,540.00		9,603.52
401	9027	AUX FUNDS NURTURY								
		72.90	0.00	0.00	0.00	0.00	72.90	0.00		72.90
401	9033	MCA AUX SERVICES								
		38,034.74	0.00	86.58	0.00	38,121.32	0.00	0.00		0.00
401	9034	MCS AUXILIARY								
		0.00	236,622.58	473,072.87	44,790.43	332,345.02	140,727.85	21,955.83		118,772.02
401	9066	SM WONDERS								
		1,644.12	0.00	0.00	0.00	0.00	1,644.12	0.00		1,644.12

Total For Fund	401:									
		137,205.03	409,183.41	820,263.08	72,422.63	611,103.31	346,364.80	77,656.09		268,708.71

432	9097	MANAGE INFO SYS								
		0.80	0.00	0.00	0.00	0.00	0.80	0.00		0.80

Total For Fund	432:									
		0.80	0.00	0.00	0.00	0.00	0.80	0.00		0.80

450	9008	SCHOOLNET PLUS FY2008								
		1.00	0.00	0.00	0.00	0.00	1.00	0.00		1.00

Total For Fund	450:									
		1.00	0.00	0.00	0.00	0.00	1.00	0.00		1.00

451	9012	CONNECTIVITY								
		26,382.50	0.00	10,407.10	0.00	0.00	36,789.60	0.00		36,789.60

ACCOUNTING PERIOD : 8/24

MEDINA CITY SCHOOLS OH Cash Position Report

PAGE NUMBER: 16

FUND	SCC	DESCRIPTION	BEGIN BALANCE	MTD RECEIPTS	FYTD RECEIPTS	MTD EXPENDITURES	FYTD EXPENDITURES	CURRENT FUND BALANCE	CURRENT ENCUMBRANCE	UNENCUMBERED FUND BALANCE
<hr/>										
<hr/>										
Total For Fund	451:									
		26,382.50	0.00	10,407.10	0.00	0.00	36,789.60	0.00	36,789.60	
452	9008	SCHOOLNET PD FY08								
		66.15	0.00	0.00	0.00	0.00	66.15	0.00	66.15	
<hr/>										
Total For Fund	452:									
		66.15	0.00	0.00	0.00	0.00	66.15	0.00	66.15	
467	9021	STUD WELLNESS AND SUCCESS								
		618.49	0.00	0.00	0.00	0.00	618.49	0.00	618.49	
<hr/>										
Total For Fund	467:									
		618.49	0.00	0.00	0.00	0.00	618.49	0.00	618.49	
499	9012	INTERN PSYCH FY12								
		45.81	0.00	0.00	0.00	0.00	45.81	0.00	45.81	
499	9013	INTERN PSYCH FY13								
		39.97	0.00	0.00	0.00	0.00	39.97	0.00	39.97	
499	9014	INTERN PSYCH FY24								
		0.00	0.00	0.00	3,127.17	20,088.59	-20,088.59	0.00	-20,088.59	
499	9019	SCHOOL SAFETY								
		10,086.41	0.00	0.00	0.00	0.00	10,086.41	6,700.00	3,386.41	
499	9024	LOCAL GOV INNOVATION FUND								
		7,750.00	0.00	0.00	0.00	0.00	7,750.00	0.00	7,750.00	
499	9039	INTERN PSYCH GRANT FY09								
		2.20	0.00	0.00	0.00	0.00	2.20	0.00	2.20	
499	9112	E-TECH BLENDED LEARNING								
		321.71	0.00	0.00	0.00	0.00	321.71	0.00	321.71	
499	9224	AOG WELLNESS GRANT FY24								
		0.00	27,192.06	27,192.06	0.00	0.00	27,192.06	0.00	27,192.06	

POWERSCHOOL
DATE: 03/12/2024
TIME: 16:08:21
SELECTION CRITERIA : ALL

MEDINA CITY SCHOOLS
OH Cash Position Report

PAGE NUMBER: 17

ACCOUNTING PERIOD : 8/24

FUND	SCC	DESCRIPTION	BEGIN BALANCE	MTD RECEIPTS	FYTD RECEIPTS	MTD EXPENDITURES	FYTD EXPENDITURES	CURRENT FUND BALANCE	CURRENT ENCUMBRANCE	UNENCUMBERED FUND BALANCE

Total For Fund	499:									
		18,246.10	27,192.06	27,192.06	3,127.17	20,088.59	25,349.57	6,700.00	18,649.57	
506	9014	RES ED GRANT								
		950.00	0.00	0.00	0.00	0.00	950.00	0.00	950.00	

Total For Fund	506:									
		950.00	0.00	0.00	0.00	0.00	950.00	0.00	950.00	
507	9022	ARP ESSER								
		8.39	0.00	1,572,490.04	0.00	393,024.19	1,179,474.24	0.00	1,179,474.24	
507	9023	ARP STATE ACTIVITY SUP								
		0.00	0.00	0.00	0.00	142,010.00	-142,010.00	0.00	-142,010.00	
507	9024									
		0.00	0.00	142,010.00	93,240.83	203,629.90	-61,619.90	525,743.37	-587,363.27	
507	9121	ESSER II								
		3,895.59	0.00	259,780.16	0.00	257,950.86	5,724.89	0.00	5,724.89	
507	9222	ARP ESSER HOMELESS								
		-0.36	0.00	0.00	0.00	0.00	-0.36	0.00	-0.36	

Total For Fund	507:									
		3,903.62	0.00	1,974,280.20	93,240.83	996,614.95	981,568.87	525,743.37	455,825.50	
516	9015	TITLE VI-B								
		2,690.82	0.00	0.00	0.00	0.00	2,690.82	0.00	2,690.82	
516	9016	TITLE VI-B								
		229.90	0.00	0.00	0.00	0.00	229.90	0.00	229.90	
516	9021	TITLE VI-B								
		4.85	0.00	0.00	0.00	0.00	4.85	0.00	4.85	
516	9023	TITLE VI-B								
		104,814.80	0.00	239,387.49	0.00	60,652.29	283,550.00	0.00	283,550.00	
516	9024	TITLE VI-B								
		0.00	0.00	433,093.50	116,881.35	878,923.01	-445,829.51	79,490.59	-525,320.10	
516	9123	APR IDEA								
		64,142.11	0.00	132,257.89	0.00	0.00	196,400.00	0.00	196,400.00	

POWERSCHOOL
DATE: 03/12/2024
TIME: 16:08:21
SELECTION CRITERIA : ALL

MEDINA CITY SCHOOLS
OH Cash Position Report

PAGE NUMBER: 18

ACCOUNTING PERIOD : 8/24

FUND	SCC	DESCRIPTION BEGIN BALANCE	MTD RECEIPTS	FYTD RECEIPTS	MTD EXPENDITURES	FYTD EXPENDITURES	CURRENT FUND BALANCE	CURRENT ENCUMBRANCE	UNENCUMBERED FUND BALANCE
<hr/>									
<hr/>									
Total For Fund	516:	171,882.48	0.00	804,738.88	116,881.35	939,575.30	37,046.06	79,490.59	-42,444.53
<hr/>									
551	9120	TITLE III LEP 2,792.08	0.00	0.00	0.00	0.00	2,792.08	0.00	2,792.08
551	9122	TITLE III LEP 722.05	0.00	0.00	0.00	0.00	722.05	0.00	722.05
551	9123	TITLE III LEP 0.00	0.00	5,439.25	0.00	0.00	5,439.25	0.00	5,439.25
<hr/>									
Total For Fund	551:	3,514.13	0.00	5,439.25	0.00	0.00	8,953.38	0.00	8,953.38
<hr/>									
572	9023	TITLE I 39,762.64	0.00	98,124.25	0.00	33,936.89	103,950.00	0.00	103,950.00
572	9024	TITLE I 0.00	0.00	140,491.42	43,955.26	311,714.71	-171,223.29	3,553.92	-174,777.21
572	9116	TITLE I-D 2.83	0.00	0.00	0.00	0.00	2.83	0.00	2.83
572	9121	TITLE I-D -417.64	0.00	0.00	0.00	0.00	-417.64	0.00	-417.64
572	9122	TITLE I-D 72.63	0.00	0.00	0.00	0.00	72.63	0.00	72.63
572	9123	TITLE I-D -1,234.19	0.00	31,550.70	0.00	20,591.51	9,725.00	0.00	9,725.00
572	9124	TITLE I-D 0.00	0.00	8,031.72	1,654.97	14,329.75	-6,298.03	2,355.32	-8,653.35
<hr/>									
Total For Fund	572:	38,186.27	0.00	278,198.09	45,610.23	380,572.86	-64,188.50	5,909.24	-70,097.74
<hr/>									
584	9023	TITLE IV-A 3,364.53	0.00	187.16	0.00	-147.17	3,698.86	0.00	3,698.86

ACCOUNTING PERIOD : 8/24

MEDINA CITY SCHOOLS

OH Cash Position Report

PAGE NUMBER: 19

FUND	SCC	DESCRIPTION	BEGIN	BALANCE	MTD RECEIPTS	FYTD RECEIPTS	MTD EXPENDITURES	FYTD EXPENDITURES	CURRENT FUND BALANCE	CURRENT ENCUMBRANCE	UNENCUMBERED FUND BALANCE
584	9024	TITLE IV-A 0.00			0.00	0.00	2,635.30	31,916.89	-31,916.89	6,876.64	-38,793.53
-----			-----			-----			-----		
Total	For Fund	584: 3,364.53			0.00	187.16	2,635.30	31,769.72	-28,218.03	6,876.64	-35,094.67
587	9023	EARLY CHILDHOOD 5,194.82			0.00	9,156.91	0.00	2,151.85	12,199.88	0.00	12,199.88
587	9024	EARLY CHILDHOOD 0.00			0.00	9,942.93	3,151.00	21,332.45	-11,389.52	425.73	-11,815.25
587	9123	ARP IDEA EARLY ED 0.00			0.00	3,031.29	0.00	2,992.31	38.98	2,439.98	-2,401.00
-----			-----			-----			-----		
Total	For Fund	587: 5,194.82			0.00	22,131.13	3,151.00	26,476.61	849.34	2,865.71	-2,016.37
590	9022	TITLE II-A -1,558.14			0.00	0.00	0.00	812.45	-2,370.59	0.00	-2,370.59
590	9023	TITLE II-A -1,861.36			0.00	35,787.58	0.00	12,676.22	21,250.00	0.00	21,250.00
590	9024	TITLE II-A 0.00			0.00	73,293.29	15,723.94	99,040.17	-25,746.88	26,286.66	-52,033.54
-----			-----			-----			-----		
Total	For Fund	590: -3,419.50			0.00	109,080.87	15,723.94	112,528.84	-6,867.47	26,286.66	-33,154.13
599	9022	NSLP EQUIP ASSIST 339.35			0.00	0.00	0.00	0.00	339.35	0.00	339.35
599	9023	OFCC SAFETY/SECURITY 152,521.48			0.00	0.00	24,556.50	51,987.30	100,534.18	100,236.36	297.82
-----			-----			-----			-----		
Total	For Fund	599: 152,860.83			0.00	0.00	24,556.50	51,987.30	100,873.53	100,236.36	637.17

POWERSCHOOL
DATE: 03/12/2024
TIME: 16:08:21
SELECTION CRITERIA : ALL

MEDINA CITY SCHOOLS
OH Cash Position Report

ACCOUNTING PERIOD : 8/24

FUND	SCC	DESCRIPTION	MTD	FYTD	MTD	FYTD	CURRENT	CURRENT	UNENCUMBERED
		BEGIN	RECEIPTS	RECEIPTS	EXPENDITURES	EXPENDITURES	FUND	ENCUMBRANCE	FUND
		BALANCE					BALANCE		BALANCE

GRAND	TOTALS:	59,080,610.63	29,205,905.27	93,354,725.02	8,906,025.28	83,776,152.94	68,659,182.71	8,740,564.52	59,918,618.19

POWERSCHOOL
DATE: 03/12/2024
TIME: 16:08:21
SELECTION CRITERIA : ALL

MEDINA CITY SCHOOLS
OH Cash Position Report

PAGE NUMBER: 21

ACCOUNTING PERIOD : 8/24

FUND	SCC	DESCRIPTION BEGIN BALANCE	MTD RECEIPTS	FYTD RECEIPTS	MTD EXPENDITURES	FYTD EXPENDITURES	CURRENT FUND BALANCE	CURRENT ENCUMBRANCE	UNENCUMBERED FUND BALANCE
001		25,195,142.69	22,879,653.71	62,142,241.53	5,970,892.38	51,577,986.58	35,759,397.64	3,364,925.10	32,394,472.54
002		3,690,068.83	1,599,740.00	4,967,410.23	0.00	5,239,038.07	3,418,440.99	1,015,146.32	2,403,294.67
003		597,726.83	0.00	130,000.00	11,610.00	910,601.66	-182,874.83	35,669.95	-218,544.78
006		1,282,170.06	271,008.00	1,650,261.54	235,987.51	1,749,250.76	1,183,180.84	356,790.70	826,390.14
007		47,115.46	267.00	21,896.20	0.00	0.00	69,011.66	22,000.00	47,011.66
008		784,829.74	0.00	61,267.32	0.00	0.00	846,097.06	51,500.00	794,597.06
009		179,466.55	17,492.98	257,687.76	11,237.17	138,634.63	298,519.68	156,369.12	142,150.56
014		740,016.01	99,127.70	762,888.70	124,103.46	959,724.56	543,180.15	97,857.02	445,323.13
016		14,777,716.57	2,800,435.00	6,580,296.10	1,048,385.32	7,086,842.39	14,271,170.28	350,795.54	13,920,374.74
018		922,742.95	10,754.62	154,952.97	27,084.49	209,489.34	868,206.58	226,851.92	641,354.66
019		42,943.47	0.00	0.00	350.00	3,775.00	39,168.47	750.00	38,418.47
020		167,634.78	1,391.01	6,071.61	0.00	1,335.64	172,370.75	3,664.36	168,706.39
022		78,610.12	2,573.00	10,980.00	0.00	8,878.04	80,712.08	5,000.00	75,712.08
024		5,097,578.45	1,000,809.86	7,916,991.16	926,092.25	8,603,753.86	4,410,815.75	1,387,564.24	3,023,251.51

POWERSCHOOL
DATE: 03/12/2024
TIME: 16:08:21
SELECTION CRITERIA : ALL

MEDINA CITY SCHOOLS
OH Cash Position Report

ACCOUNTING PERIOD : 8/24

FUND	SCC	DESCRIPTION BEGIN BALANCE	MTD RECEIPTS	FYTD RECEIPTS	MTD EXPENDITURES	FYTD EXPENDITURES	CURRENT FUND BALANCE	CURRENT ENCUMBRANCE	UNENCUMBERED FUND BALANCE
027		517,470.87	13,003.15	109,875.23	78,163.63	194,432.11	432,913.99	83,812.15	349,101.84
071		3,479,546.49	0.00	3,205,873.86	42,037.28	2,677,487.65	4,007,932.70	318,884.87	3,689,047.83
200		530,660.99	10,747.07	132,477.76	13,449.37	116,753.14	546,385.61	255,327.49	291,058.12
300		390,212.52	62,526.70	1,191,635.23	39,283.47	1,127,452.03	454,395.72	175,891.08	278,504.64
401		137,205.03	409,183.41	820,263.08	72,422.63	611,103.31	346,364.80	77,656.09	268,708.71
432		0.80	0.00	0.00	0.00	0.00	0.80	0.00	0.80
450		1.00	0.00	0.00	0.00	0.00	1.00	0.00	1.00
451		26,382.50	0.00	10,407.10	0.00	0.00	36,789.60	0.00	36,789.60
452		66.15	0.00	0.00	0.00	0.00	66.15	0.00	66.15
467		618.49	0.00	0.00	0.00	0.00	618.49	0.00	618.49
499		18,246.10	27,192.06	27,192.06	3,127.17	20,088.59	25,349.57	6,700.00	18,649.57
506		950.00	0.00	0.00	0.00	0.00	950.00	0.00	950.00
507		3,903.62	0.00	1,974,280.20	93,240.83	996,614.95	981,568.87	525,743.37	455,825.50
516		171,882.48	0.00	804,738.88	116,881.35	939,575.30	37,046.06	79,490.59	-42,444.53

POWERSCHOOL
DATE: 03/12/2024
TIME: 16:08:21
SELECTION CRITERIA : ALL

MEDINA CITY SCHOOLS
OH Cash Position Report

ACCOUNTING PERIOD : 8/24

FUND	SCC	DESCRIPTION BEGIN BALANCE	MTD RECEIPTS	FYTD RECEIPTS	MTD EXPENDITURES	FYTD EXPENDITURES	CURRENT FUND BALANCE	CURRENT ENCUMBRANCE	UNENCUMBERED FUND BALANCE
551		3,514.13	0.00	5,439.25	0.00	0.00	8,953.38	0.00	8,953.38
572		38,186.27	0.00	278,198.09	45,610.23	380,572.86	-64,188.50	5,909.24	-70,097.74
584		3,364.53	0.00	187.16	2,635.30	31,769.72	-28,218.03	6,876.64	-35,094.67
587		5,194.82	0.00	22,131.13	3,151.00	26,476.61	849.34	2,865.71	-2,016.37
590		-3,419.50	0.00	109,080.87	15,723.94	112,528.84	-6,867.47	26,286.66	-33,154.13
599		152,860.83	0.00	0.00	24,556.50	51,987.30	100,873.53	100,236.36	637.17
GRAND TOTALS:		59,080,610.63	29,205,905.27	93,354,725.02	8,906,025.28	83,776,152.94	68,659,182.71	8,740,564.52	59,918,618.19

Medina City Schools

Check Register For

February 2024

3/12/24

3:59 PM

Check Date	Check Number	Vendor Name	Transaction Amount
02/01/2024	V753801	AGPARTS WORLDWIDE INC	\$455.40
02/01/2024	V753802	AMAZON.COM	\$502.87
02/01/2024	V753803	ANTHONY BELSITO	\$310.00
02/01/2024	V753804	ARKAY FLORALS - FLOWER GALLERY	\$40.00
02/01/2024	V753805	ASTRO POOL COMPANY, INC	\$119,341.34
02/01/2024	V753806	BARNES & NOBLE BOOKSELLERS	\$67.91
02/01/2024	V753807	BSN SPORTS LLC	\$147.50
02/01/2024	V753808	CARDINAL BUS SALES & SERV INC	\$1,183.40
02/01/2024	V753809	CENTERRA CO-OP	\$337.76
02/01/2024	V753810	CUMMINS SALES AND SERVICE	\$7,650.92
02/01/2024	V753811	DAMON INDUSTRIES INC	\$740.76
02/01/2024	V753812	DAWN PROKOP	\$1,078.00
02/01/2024	V753813	TIFFANY IRENE EMERSON-KOSMAN	\$20.57
02/01/2024	V753814	ESC OF MEDINA COUNTY	\$59,043.50
02/01/2024	V753815	GRAINGER SUPPLY CO	\$91.24
02/01/2024	V753816	MARK THOMAS KELLY	\$148.74
02/01/2024	V753817	MICHELLE ELIZABETH LEWANDOWSKI	\$40.27
02/01/2024	V753818	MICHAEL L WESNER	\$1,945.22
02/01/2024	V753819	ANGELA LYNN MORMAN	\$14.41
02/01/2024	V753820	NCS PEARSON, INC.	\$60.00
02/01/2024	V753821	NICHOLAS BRANDON MACLARREN	\$650.00
02/01/2024	V753822	OTC BRANDS INC	\$48.96
02/01/2024	V753823	PRO-ED INC.	\$292.00
02/01/2024	V753824	PSI AFFILIATES INC.	\$9,302.62
02/01/2024	V753825	QUILL CORPORATION	\$78.22
02/01/2024	V753826	REDTREE INVESTMENT GROUP	\$1,349.16
02/01/2024	V753827	SCHOOL SPECIALTY, LLC.	\$680.32
02/01/2024	V753828	NICHOLE JANINE SZYDLO	\$437.50
02/01/2024	V753829	TALBERT'S COMMERCIAL PRODUCTS	\$7.62
02/01/2024	V753830	TECHNOLOGY ENGINEERING GROUP, LLC	\$1,621.50
02/01/2024	V753831	UNITY SCHOOL BUS PARTS INC.	\$42.95
02/01/2024	V753832	US AWARDS INC	\$1,875.02
02/01/2024	V753833	WEST MUSIC COMPANY INC	\$8.95

Medina City Schools

Check Register For

February 2024

3/12/24

3:59 PM

Check Date	Check Number	Vendor Name	Transaction Amount
02/01/2024	V753834	MICHAEL A WEYAND	\$87.77
02/01/2024	V753835	WHITE HOUSE ARTESIAN SPRINGS	\$9.75
02/01/2024	V753892	SUSAN D VIZER	\$51.96
02/01/2024	V754100	MEMO - HUNTINGTON NAT'L BANK	\$167,690.57
02/01/2024	V754201	MEMO - MEDICAL MUTUAL	\$40,536.20
02/01/2024 - Total			\$417,990.88
02/02/2024	1015248	F.C.P.E	\$130.00
02/02/2024	1015249	KIDS FIRST	\$12.00
02/02/2024	1015250	MEDINA MUNICIPAL COURT	\$169.00
02/02/2024	1015251	OAPSE	\$4,376.81
02/02/2024	1015252	KEITH L RUCINSKI, CHAPTER 13 TRSTEE	\$899.54
02/02/2024	1015253	OHIO EDUCATION ASSOCIATION	\$369.54
02/02/2024	1015254	PEOPLE QUALIFIED COMMITTEE	\$15.41
02/02/2024	V1015233	MEMO-FLEXSAVE	\$12,375.99
02/02/2024	V1015234	MEDINA CITY SCHOOLS FOUNDATION	\$64.00
02/02/2024	V1015235	MEMO - SERS - BOARD	\$62,155.93
02/02/2024	V1015236	MEMO - STRS - BOARD	\$243,042.07
02/02/2024	V1015237	MEMO -EFTPS - TAXES	\$258,090.85
02/02/2024	V1015238	MEMO -MEDINA CITY SCHOOLS	\$487,431.09
02/02/2024	V1015239	MEMO MET LIFE INSURANCE	\$5,168.67
02/02/2024	V1015240	MEMO --S E R S - EMPLOYEE	\$44,907.75
02/02/2024	V1015241	MEMO --S T R S - EMPLOYEE	\$254,367.00
02/02/2024	V1015242	OHIO BUSINESS GATEWAY	\$47,320.52
02/02/2024	V1015243	OHIO CHILD SUPPORT PAYMENT CENTRAL	\$1,239.11
02/02/2024	V1015244	OHIO DEFERRED COMPENSATION -MEMO	\$9,965.37
02/02/2024	V1015245	MEMO - OMNI	\$36,563.69
02/02/2024	V1015246	TRUSTMARK VOLUNTARY BENEFITS	\$1,648.29
02/02/2024	V1015247	UNITED WAY MEDINA & SUMMIT CO	\$135.24
02/02/2024	V754199	MEMO - A&M ENDEAVORS LLC	\$35.00
02/02/2024 - Total			\$1,470,482.87
02/06/2024	V754202	MEMO - MEDICAL MUTUAL	\$240,335.20
02/06/2024 - Total			\$240,335.20
02/07/2024	V754200	MEMO - WESTFIELD BANK	\$742.03

Medina City Schools Check Register For February 2024

3/12/24

3:59 PM

Check Date	Check Number	Vendor Name	Transaction Amount
02/07/2024 - Total			\$742.03
02/09/2024	753976	AKRON CHILDRENS HOSPITAL	\$22,929.70
02/09/2024	753977	ASSOC. FOR MIDDLE LEVEL EDUCATION	\$7,000.00
02/09/2024	753978	APPLE INC.	\$419.00
02/09/2024	753979	APPLIED INDUSTRIAL TECHNOLOGIES	\$197.11
02/09/2024	753980	ARMSTRONG UTILITIES INC.	\$785.77
02/09/2024	753981	BORGMAN ATHLETICS GROUP LLC	\$7,900.00
02/09/2024	753982	BRUCE TREADWAY	\$196.00
02/09/2024	753983	CINTAS FIRE PROTECTION	\$2,280.00
02/09/2024	753984	CITY OF MEDINA (WATER DEPT.)	\$12,864.09
02/09/2024	753985	CITY OF MEDINA (SANITATION DEPT.)	\$3,635.04
02/09/2024	753986	CLEVELAND PLUMBING SUPPLY CO.	\$51.70
02/09/2024	753987	COCA COLA BOTTLING CO CSLDT	\$761.50
02/09/2024	753988	CRANDALL COMPANY INC	\$419.85
02/09/2024	753989	CROWN TROPHY OF MEDINA	\$41.75
02/09/2024	753990	DOMINICS PIZZA & JO JO'S BAR	\$765.93
02/09/2024	753991	E3 DIAGNOSTICS	\$103.00
02/09/2024	753992	FRONTIER NORTH INC	\$672.93
02/09/2024	753993	GORDON FOOD SERVICE	\$28.26
02/09/2024	753994	GREAT LAKES THEATER	\$4,400.00
02/09/2024	753995	MEDINA AREA CHAMBER OF COMMERCE	\$44.00
02/09/2024	753996	HARRISON FORD INC	\$216.00
02/09/2024	753997	IMAGINE LEARNING LLC	\$6,600.00
02/09/2024	753998	JANICE HENSLEY	\$880.00
02/09/2024	753999	JW PEPPER & SON, INC.	\$234.37
02/09/2024	754000	KEURIG DR PEPPER	\$324.50
02/09/2024	754001	LINE-X OF AKRON/MEDINA	\$275.00
02/09/2024	754002	MACK'S INC.	\$105.60
02/09/2024	754003	MCS FOOD SERVICE DEPT.	\$696.27
02/09/2024	754004	MEDINA CITY SCHOOLS	\$8,525.90
02/09/2024	754005	MEDINA COUNTY BOARD OF DD.	\$13,452.80
02/09/2024	754006	MEDINA COUNTY HEALTH DEPT	\$3,724.50
02/09/2024	754007	MEDINA COUNTY SOLID WASTE DIST	\$98.45

Medina City Schools

Check Register For

February 2024

3/12/24

3:59 PM

Check Date	Check Number	Vendor Name	Transaction Amount
02/09/2024	754008	MEDINA GYMNASTICS ACADEMY INC	\$3,500.00
02/09/2024	754009	MEDINA SENIOR HIGH SCHOOL	\$8.00
02/09/2024	754010	ALFRED NICKLES BAKERY INC	\$1,057.11
02/09/2024	754011	OAEP	\$240.00
02/09/2024	754012	OAESA	\$295.00
02/09/2024	754014	OHIO DEPARTMENT OF COMMERCE	\$2,115.75
02/09/2024	754015	OHIO EDISON COMPANY	\$6,174.92
02/09/2024	754016	OHIO SPEECH AND DEBATE ASSOCIATION	\$170.00
02/09/2024	754017	PLAYGROUND EQUIPMENT SERVICES	\$10,189.00
02/09/2024	754018	R L DEPPMANN COMPANY	\$1,369.92
02/09/2024	754019	ROWLEYS WHOLESALE	\$350.28
02/09/2024	754020	SCHOLASTIC, INC.	\$30.36
02/09/2024	754021	SCHOOL HEALTH CORP. / PALOS SPORTS	\$2,158.00
02/09/2024	754022	SHERWIN WILLIAMS COMPANY	\$182.73
02/09/2024	754023	SHIFFLER EQUIPMENT SALES INC	\$801.00
02/09/2024	754024	STANDARD WELDING & STEEL PRODUCTS	\$109.45
02/09/2024	754025	STAPLES INC	\$42.17
02/09/2024	754026	SUBURBAN SCHOOL TRANSPORTATION	\$66,293.21
02/09/2024	754027	TODD SHAPIRO	\$210.00
02/09/2024	754028	TRACY BROWN	\$260.00
02/09/2024	754029	UCP OF GREATER CLEVELAND	\$9,450.00
02/09/2024	754030	W W WILLIAMS COMPANY LLC	\$1,790.00
02/09/2024	V753909	CINTAS CORPORATION NO 2 (V-CARD)	\$1,385.19
02/09/2024	V753910	FOLLETT SCHOOL SOLUTIONS (V-CARD)	\$489.93
02/09/2024	V753911	POINT SPRING & DRIVESHAFT (V-CARD)	\$1,332.67
02/09/2024 - Total			\$210,633.71
02/12/2024	V753912	ABC THERAPY, LTD	\$17,720.75
02/12/2024	V753913	AGM ENERGY SERVICES, LLC	\$86,400.00
02/12/2024	V753914	ALAN T ROLAND	\$175.00
02/12/2024	V753915	AMAZON.COM	\$480.77
02/12/2024	V753916	ANTHONY BELSITO	\$330.00
02/12/2024	V753917	AVALON FOODSERVICE INC	\$6,385.36
02/12/2024	V753918	ABBY JEAN BANNING	\$52.66

Medina City Schools

Check Register For

February 2024

3/12/24

3:59 PM

Check Date	Check Number	Vendor Name	Transaction Amount
02/12/2024	V753919	NEW DAIRY HOLDCO LLC.	\$1,009.17
02/12/2024	V753920	BSN SPORTS LLC	\$6,881.03
02/12/2024	V753921	CARA H ALLER	\$1,144.00
02/12/2024	V753922	CARDINAL BUS SALES & SERV INC	\$86.88
02/12/2024	V753923	HOPE MARIE CARPENTER	\$80.53
02/12/2024	V753924	CCT FINANCIAL	\$804.99
02/12/2024	V753925	CENTERRA CO-OP	\$7,305.63
02/12/2024	V753926	CHRISTIA MATTEY	\$1,736.64
02/12/2024	V753927	CLEVELAND CLINIC CENTER	\$15,903.86
02/12/2024	V753928	CROSS THREAD SOLUTIONS LLC	\$222.20
02/12/2024	V753929	CUMMINS SALES AND SERVICE	\$1,623.00
02/12/2024	V753930	DAWN PROKOP	\$1,491.00
02/12/2024	V753931	JACE H DIEZMAN	\$8.39
02/12/2024	V753932	TIFFANY IRENE EMERSON-KOSMAN	\$37.86
02/12/2024	V753933	ENTERPRISE FM TRUST	\$7,717.28
02/12/2024	V753934	FRAZIER BEHAVIORAL HEALTH	\$3,420.00
02/12/2024	V753935	BRITTANY D HARTORY	\$296.06
02/12/2024	V753936	HERSHEY CREAMERY CO	\$1,066.11
02/12/2024	V753937	IDENTIPHOTO CO LTD	\$169.78
02/12/2024	V753938	KINGS III EMERGENCY COMMUNICATIONS	\$274.19
02/12/2024	V753939	LAKESHORE LEARNING MATERIALS LLC	\$264.43
02/12/2024	V753940	LLA THERAPY LLC.	\$37,932.88
02/12/2024	V753941	KATELYN J LOPEZ	\$43.95
02/12/2024	V753942	LORI S KELLY	\$3,007.00
02/12/2024	V753943	TRACY ANN MACHALEC	\$39.80
02/12/2024	V753944	MCMASTER-CARR SUPPLY COMPANY	\$23.99
02/12/2024	V753945	VICTORIA L MEDLOCK	\$12.45
02/12/2024	V753946	MICHAEL L WESNER	\$2,258.18
02/12/2024	V753947	ANGELA LYNN MORMAN	\$18.43
02/12/2024	V753948	NCS PEARSON, INC.	\$3,221.40
02/12/2024	V753949	NICHOLAS BRANDON MACLARREN	\$825.00
02/12/2024	V753950	ORIGINAL SEAT SACK COMPANY	\$388.50
02/12/2024	V753951	**USE 208342**ORLO AUTO PARTS INC	\$76.50

Medina City Schools

Check Register For

February 2024

3/12/24

3:59 PM

Check Date	Check Number	Vendor Name	Transaction Amount
02/12/2024	V753952	OTC BRANDS INC	\$85.98
02/12/2024	V753953	PLAYHOUSE SQUARE FOUNDATION	\$1,757.00
02/12/2024	V753954	QUILL CORPORATION	\$125.76
02/12/2024	V753955	REINHARDT SUPPLY COMPANY	\$4,335.00
02/12/2024	V753956	KAYLA MARIE RODRIGUEZ	\$6.10
02/12/2024	V753957	SHAYNA MICHELLE SAMOSKY	\$57.08
02/12/2024	V753958	SANDOR G HATSZEGI	\$11.50
02/12/2024	V753959	SCHOOL SPECIALTY, LLC.	\$202.77
02/12/2024	V753960	SENDERO THERAPIES INC.	\$54,371.56
02/12/2024	V753961	SHAR MUSIC	\$89.16
02/12/2024	V753962	SHELLEY A. MACK	\$587.50
02/12/2024	V753963	DANIEL JOSEPH SMITH	\$15.68
02/12/2024	V753964	SPORTSWORLD CUSTOM IMPRINTED APP	\$951.25
02/12/2024	V753965	NICHOLE JANINE SZYDLO	\$600.00
02/12/2024	V753966	TALBERT'S COMMERCIAL PRODUCTS	\$34.50
02/12/2024	V753967	HAYDEN CHANDLER TALLEY	\$11.32
02/12/2024	V753968	TARA LOCHER	\$380.00
02/12/2024	V753969	TECHNOLOGY ENGINEERING GROUP, LLC	\$23,722.00
02/12/2024	V753970	TOTAL EDUCATION SOLUTIONS, INC.	\$11,403.60
02/12/2024	V753971	TRANSPORTATION ACCESSORIES CO, INC.	\$111.16
02/12/2024	V753972	USA CUSTOM APPAREL LLC	\$710.50
02/12/2024	V753973	VINSON GROUP LLC	\$3,381.70
02/12/2024	V753974	WESTERN PSYCHOLOGICAL SERVICES	\$2,700.00
02/12/2024	V753975	WHITE HOUSE ARTESIAN SPRINGS	\$47.00
02/12/2024	V754033	GORDON FOOD SERVICE	\$16,737.60
02/12/2024	V754191	MEMO-CAPITAL ONE	\$15,431.02
02/12/2024 - Total			\$348,802.39
02/13/2024	V754203	MEMO - MEDICAL MUTUAL	\$106,878.55
02/13/2024 - Total			\$106,878.55
02/14/2024	V754031	SEVENSTAR ACADEMY LLC	\$14,605.00
02/14/2024 - Total			\$14,605.00
02/15/2024	754071	ADVANCE AUTO PARTS	\$217.71
02/15/2024	754072	A-KOBAK CONTAINER COMPANY INC.	\$655.00

Medina City Schools

Check Register For

February 2024

3/12/24

3:59 PM

Check Date	Check Number	Vendor Name	Transaction Amount
02/15/2024	754073	ASCA	\$189.00
02/15/2024	754074	BUEHLER'S FRESH FOODS	\$63.83
02/15/2024	754075	BUZZARD TOOLS LLC	\$90.99
02/15/2024	754076	PEPSI CO BEVERAGE SALES LLC	\$975.12
02/15/2024	754077	CFL VENDING MACHINE REPAIR LLC	\$189.75
02/15/2024	754078	CITY OF MEDINA (CIVIL SERVICE)	\$30,182.86
02/15/2024	754079	GARFIELD PTO	\$176.00
02/15/2024	754080	GERBER COLLISION & GLASS	\$310.00
02/15/2024	754081	HG BLAKE PTO	\$275.00
02/15/2024	754082	JW PEPPER & SON, INC.	\$70.99
02/15/2024	754083	K12 BOOKSOURCE	\$202.98
02/15/2024	754084	MAGICAL THEATRE COMPANY	\$900.00
02/15/2024	754085	MCS FOOD SERVICE DEPT.	\$6,167.80
02/15/2024	754086	MEDINA CITY SCHOOLS	\$1,093.47
02/15/2024	754087	MEDINA GLASS COMPANY	\$343.60
02/15/2024	754088	MONTVILLE POLICE DEPARTMENT	\$286.00
02/15/2024	754089	ALFRED NICKLES BAKERY INC	\$698.14
02/15/2024	754090	OASBO - FIVE COUNTY	\$40.00
02/15/2024	754091	SCHOOL NUTRITION ASSOCIATION	\$161.00
02/15/2024	754092	SPRINGFIELD HIGH SCHOOL	\$100.00
02/15/2024	754093	TECHNOLOGY RECOVERY GROUP - TRG	\$156.20
02/15/2024	754094	VALERIE PURTILO	\$718.75
02/15/2024	754095	VERIZON WIRELESS	\$52.20
02/15/2024	754096	WOLFF BROS. SUPPLY INC.	\$18.89
02/15/2024	V754097	AIR RITE SERVICES, INC (V-CARD)	\$2,867.26
02/15/2024	V754098	CINTAS CORPORATION NO 2 (V-CARD)	\$287.53
02/15/2024	V754099	W.B. MASON CO. INC. (V-CARD)	\$70.00
02/15/2024 - Total			\$47,560.07
02/16/2024	1016234	CENTRAL COLLECTION AGENCY	\$110.82
02/16/2024	1016235	CITY OF AKRON	\$194.80
02/16/2024	1016236	CITY OF BRUNSWICK	\$270.30
02/16/2024	1016237	F.C.P.E	\$130.00
02/16/2024	1016238	KIDS FIRST	\$12.00

Medina City Schools

Check Register For

February 2024

3/12/24

3:59 PM

Check Date	Check Number	Vendor Name	Transaction Amount
02/16/2024	1016239	OAPSE	\$4,357.07
02/16/2024	1016240	KEITH L RUCINSKI, CHAPTER 13 TRSTEE	\$899.54
02/16/2024	1016241	OHIO EDUCATION ASSOCIATION	\$369.54
02/16/2024	1016242	PEOPLE QUALIFIED COMMITTEE	\$15.41
02/16/2024	1016243	R.I.T.A.	\$53,461.38
02/16/2024	V1016217	MEMO-FLEXSAVE	\$12,375.99
02/16/2024	V1016218	MEDINA CITY SCHOOLS FOUNDATION	\$64.00
02/16/2024	V1016219	MEDINA CITY TEACHERS ASSOC	\$39,963.23
02/16/2024	V1016220	MEMO - SERS - BOARD	\$61,607.61
02/16/2024	V1016221	MEMO - STRS - BOARD	\$247,186.38
02/16/2024	V1016222	MEMO -EFTPS - TAXES	\$243,540.77
02/16/2024	V1016223	MEMO -MEDINA CITY SCHOOLS	\$489,337.48
02/16/2024	V1016224	MEMO --S E R S - EMPLOYEE	\$44,516.04
02/16/2024	V1016225	MEMO --S T R S - EMPLOYEE	\$258,573.73
02/16/2024	V1016226	OHIO BUSINESS GATEWAY	\$45,493.87
02/16/2024	V1016227	OHIO CHILD SUPPORT PAYMENT CENTRAL	\$1,239.11
02/16/2024	V1016228	OHIO DEFERRED COMPENSATION -MEMO	\$11,235.37
02/16/2024	V1016229	MEMO - OMNI	\$35,123.69
02/16/2024	V1016230	SCHOOL DISTRICT INCOME TAX	\$2,800.79
02/16/2024	V1016231	TRUSTMARK VOLUNTARY BENEFITS	\$1,648.29
02/16/2024	V1016232	UNITED WAY MEDINA & SUMMIT CO	\$135.24
02/16/2024	V1016233	WORKERS COMP MEMO	\$13,003.15
02/16/2024	V754034	**USE 208342**ORLO AUTO PARTS INC	\$37.93
02/16/2024	V754035	ADORAMA INC.	\$694.00
02/16/2024	V754036	AGPARTS WORLDWIDE INC	\$1,048.75
02/16/2024	V754037	ALAN T ROLAND	\$162.50
02/16/2024	V754039	AMAZON.COM	\$3,524.84
02/16/2024	V754040	ANTHONY BELSITO	\$650.00
02/16/2024	V754041	ARKAY FLORALS - FLOWER GALLERY	\$40.00
02/16/2024	V754042	AVALON FOODSERVICE INC	\$3,371.15
02/16/2024	V754043	BLICK ART MATERIALS LLC	\$775.05
02/16/2024	V754044	BLUUM OF TEXAS LLC	\$9,657.70
02/16/2024	V754045	NEW DAIRY HOLDCO LLC.	\$2,142.59

Medina City Schools

Check Register For

February 2024

3/12/24

3:59 PM

Check Date	Check Number	Vendor Name	Transaction Amount
02/16/2024	V754046	CARDINAL BUS SALES & SERV INC	\$818.11
02/16/2024	V754047	CAROLINA BIOLOGICAL SUPPLY CO.	\$80.19
02/16/2024	V754048	CUMMINS SALES AND SERVICE	\$3,972.63
02/16/2024	V754049	DB ENTERTAINMENT GROUP LLC	\$1,999.00
02/16/2024	V754050	ESC OF MEDINA COUNTY	\$13,690.69
02/16/2024	V754051	GOODWILL INDUSTRIES AKRON INC	\$4,999.51
02/16/2024	V754052	GRAINGER SUPPLY CO	\$369.04
02/16/2024	V754053	SANDOR G HATSZEGI	\$11.50
02/16/2024	V754054	JESSICA WYATT	\$52.92
02/16/2024	V754055	JUSTWRITE, INC.	\$500.00
02/16/2024	V754056	LUKE BRILL	\$845.00
02/16/2024	V754057	WILLIAM V MACGILL & CO	\$174.93
02/16/2024	V754058	MCMASTER-CARR SUPPLY COMPANY	\$167.16
02/16/2024	V754059	MEDINA SIGNS, INC.	\$137.00
02/16/2024	V754060	NCS PEARSON, INC.	\$148.00
02/16/2024	V754061	NICHOLAS BRANDON MACLARREN	\$362.50
02/16/2024	V754062	PSI AFFILIATES INC.	\$12,190.49
02/16/2024	V754063	REINHARDT SUPPLY COMPANY	\$2,409.20
02/16/2024	V754064	ROJEN COMPANY	\$369.50
02/16/2024	V754065	SAVVAS LEARNING COMPANY LLC	\$17.82
02/16/2024	V754066	SCHOOL SPECIALTY, LLC.	\$790.30
02/16/2024	V754067	SCOTT SCRIVEN LLP	\$3,477.00
02/16/2024	V754068	LAUREN CONSOLO SMITH	\$100.50
02/16/2024	V754069	NICHOLE JANINE SZYDLO	\$1,030.00
02/16/2024	V754070	TARA LOCHER	\$150.00
02/16/2024 - Total			\$1,638,633.10
02/22/2024	754101	BRIAN AND DEBRA MCCASHIN	\$20.00
02/22/2024	754102	BRIAN MOG	\$30.00
02/22/2024	754103	CARRIE YANNAYON	\$2.00
02/22/2024	754104	CHERYL HOUCK	\$30.00
02/22/2024	754105	COLETTE CHERCHIAN	\$20.00
02/22/2024	754106	DANIELLE ZOLLINGER	\$25.00
02/22/2024	754107	DUSTIN BRYANT	\$15.00

Medina City Schools

Check Register For

February 2024

3/12/24

3:59 PM

Check Date	Check Number	Vendor Name	Transaction Amount
02/22/2024	754108	EMILY REESE	\$30.00
02/22/2024	754109	HEATHER LANE	\$20.00
02/22/2024	754110	HEIDI BALICKI	\$20.00
02/22/2024	754111	IRENA CROSS	\$550.00
02/22/2024	754112	JACQUELINE REZABEK	\$55.00
02/22/2024	754113	KIMBERLY ANN GALLAGHER	\$18.00
02/22/2024	754114	LEAH COERSMEYER	\$10.00
02/22/2024	754115	MARY CURTIS	\$30.00
02/22/2024	754116	MELINDA NEWMAN	\$100.00
02/22/2024	754117	MELISSA LITTLEFIELD	\$15.00
02/22/2024	754118	MICHELLE DONNELLY	\$55.00
02/22/2024	754119	ROBERT JOHNSON	\$25.00
02/22/2024	754120	SEAN RICHARDS	\$55.00
02/22/2024	754121	SHANNON WILMER	\$2.00
02/22/2024	754122	SHEILA SHUTTERA	\$30.00
02/22/2024	754123	STACY BERNARD	\$44.00
02/22/2024	754124	TAYLOR NICOL	\$18.00
02/22/2024	754125	TIMOTHY CHARBONNEAU	\$30.00
02/22/2024	754126	TINA & SCOTT SABOL	\$20.00
02/22/2024	754127	YAQING HOU	\$55.00
02/22/2024	754128	ADVANCE AUTO PARTS	\$44.70
02/22/2024	754129	ALBRIGHT SECURITY CENTER INC.	\$45.00
02/22/2024	754130	APOLLO PEST CONTROL INC.	\$736.00
02/22/2024	754131	APPLE INC.	\$3,398.00
02/22/2024	754132	AQUACLEAR	\$23.00
02/22/2024	754133	ARMSTRONG UTILITIES INC.	\$157.94
02/22/2024	754134	BUEHLER'S FRESH FOODS	\$216.00
02/22/2024	754135	BUZZARD TOOLS LLC	\$36.99
02/22/2024	754136	PEPSI CO BEVERAGE SALES LLC	\$2,215.32
02/22/2024	754137	COCA COLA BOTTLING CO CSLDT	\$383.53
02/22/2024	754138	COLUMBIA GAS OF OHIO INC	\$445.14
02/22/2024	754139	GCL EDUCATION SERVICES LLC.	\$2,625.00
02/22/2024	754140	GREAT LAKES BIOMEDICAL LLC	\$350.00

Medina City Schools

Check Register For

February 2024

3/12/24

3:59 PM

Check Date	Check Number	Vendor Name	Transaction Amount
02/22/2024	754141	HOME DEPOT CREDIT SERVICES	\$222.17
02/22/2024	754142	JW PEPPER & SON, INC.	\$177.98
02/22/2024	754143	LORAIN COUNTY COMM. COLLEGE	\$675.00
02/22/2024	754144	MAGICAL THEATRE COMPANY	\$1,100.00
02/22/2024	754145	MARLINGTON HIGH SCHOOL	\$200.00
02/22/2024	754146	MCS FOOD SERVICE DEPT.	\$77.55
02/22/2024	754147	MEDINA CITY SCHOOLS	\$34,010.00
02/22/2024	754148	MEDINA CITY SCHOOLS - BUSINESS DEPT	\$221.27
02/22/2024	754149	MONTVILLE POLICE DEPARTMENT	\$48.00
02/22/2024	754150	ALFRED NICKLES BAKERY INC	\$37.80
02/22/2024	754151	PERRYSBURG EXEMPTED VILLAGE SCHOOL	\$998.00
02/22/2024	754152	SCRUBBER CITY INC	\$316.44
02/22/2024	754153	SUEVER ELECTRIC, LLC.	\$4,426.00
02/22/2024	754154	TRECA DIGITAL ACADEMY	\$7,983.05
02/22/2024	754155	W W WILLIAMS COMPANY LLC	\$199.35
02/22/2024	754156	WADSWORTH CITY SCHOOLS	\$250.00
02/22/2024	754157	WOLFF BROS. SUPPLY INC.	\$514.95
02/22/2024	754158	WORLD RISK MANAGEMENT	\$60,990.00
02/22/2024	754159	WORLD TRUCK TOWING & RECOVERY, INC.	\$412.50
02/22/2024	V754318	JOANNA CORENO	\$25.00
02/22/2024	V754319	JULIA COPLEY	\$55.00
02/22/2024	V754320	LISA ROSE MALBIN	\$123.00
02/22/2024 - Total			\$125,063.68
02/23/2024	V754160	ACHIEVEMENT ADVANTAGE	\$3,075.00
02/23/2024	V754162	AMAZON.COM	\$2,123.18
02/23/2024	V754163	BULK BOOKSTORE	\$307.00
02/23/2024	V754164	CAPP USA INC.	\$1,219.95
02/23/2024	V754165	CARDINAL BUS SALES & SERV INC	\$1,456.56
02/23/2024	V754166	COUNS. CNTR OF WAYNE & HOLMES CTY.	\$35,796.50
02/23/2024	V754167	CUMMINS SALES AND SERVICE	\$247.88
02/23/2024	V754168	DYNAMERICAN INC.	\$3,710.00
02/23/2024	V754169	ELECTRICAL APPLIANCE REPAIR	\$180.00
02/23/2024	V754170	TIFFANY IRENE EMERSON-KOSMAN	\$69.55

Medina City Schools

Check Register For

February 2024

3/12/24

3:59 PM

Check Date	Check Number	Vendor Name	Transaction Amount
02/23/2024	V754171	FANNING/HOWEY ASSOCIATES INC.	\$34,320.00
02/23/2024	V754172	BRITTANY D HARTORY	\$150.08
02/23/2024	V754173	HERSHEY CREAMERY CO	\$1,889.64
02/23/2024	V754174	MATH LEARNING CENTER	\$4,101.84
02/23/2024	V754175	MCMASTER-CARR SUPPLY COMPANY	\$962.66
02/23/2024	V754176	NAPA AUTO PARTS	\$36.99
02/23/2024	V754177	OASBO	\$525.00
02/23/2024	V754178	P & A ADMINISTRATIVE SERVICES	\$72.00
02/23/2024	V754179	KATIE MARIE PORTER	\$40.87
02/23/2024	V754180	REDTREE INVESTMENT GROUP	\$2,704.66
02/23/2024	V754181	REINHARDT SUPPLY COMPANY	\$115.55
02/23/2024	V754182	ROJEN COMPANY	\$128.82
02/23/2024	V754183	SCHOOL SPECIALTY, LLC.	\$2,588.76
02/23/2024	V754184	STANTON'S SHEET MUSIC INC	\$51.92
02/23/2024	V754185	USA MOBILE DRUG TESTING	\$536.00
02/23/2024	V754186	XEROX FINANCIAL SERVICES LLC	\$11,517.00
02/23/2024	V754192	CINTAS CORPORATION NO 2 (V-CARD)	\$1,380.25
02/23/2024	V754193	POINT SPRING & DRIVESHAFT (V-CARD)	\$4,991.17
02/23/2024	V754194	W.B. MASON CO. INC. (V-CARD)	\$17.50
02/23/2024	V754204	MEMO - MEDICAL MUTUAL	\$306,176.69
02/23/2024 - Total			\$420,493.02
02/26/2024	V754198	SYSCO CLEVELAND INC	\$61,075.93
02/26/2024	V754205	MEMO - MEDICAL MUTUAL	\$162,220.08
02/26/2024 - Total			\$223,296.01
02/29/2024	754266	ADLER TEAM SPORTS	\$1,944.00
02/29/2024	754267	ADVANCE AUTO PARTS	\$59.58
02/29/2024	754268	AKRON BASEBALL LLC	\$792.00
02/29/2024	754269	AKRON CANTON WASTE OIL	\$327.50
02/29/2024	754270	AQUACLEAR	\$75.85
02/29/2024	754271	BARNES & NOBLE COLLEGE BOOKSELLERS	\$8,272.74
02/29/2024	754272	BRIAN W. BARNES & CO. INC.	\$1,250.00
02/29/2024	754273	BUZZARD TOOLS LLC	\$71.97
02/29/2024	754274	PEPSI CO BEVERAGE SALES LLC	\$837.06

Medina City Schools

Check Register For

February 2024

3/12/24

3:59 PM

Check Date	Check Number	Vendor Name	Transaction Amount
02/29/2024	754275	CEDARVILLE UNIVERSITY	\$339.94
02/29/2024	754276	CLAIRE MICHELLE BRILL	\$1,100.00
02/29/2024	754277	CLEVELAND CLINIC ATWORK	\$150.00
02/29/2024	754278	COCA COLA BOTTLING CO CSLDT	\$451.78
02/29/2024	754279	COLUMBIA GAS OF OHIO INC	\$9,981.05
02/29/2024	754280	CROSSROADS ASPHALT RECYCLING, INC.	\$324.30
02/29/2024	754281	DAMON BROWN	\$700.00
02/29/2024	754282	DOUGH GO'S	\$827.00
02/29/2024	754283	EDUCATIONAL SERVICE CENTER OF NE OH	\$59,108.00
02/29/2024	754284	FLINN SCIENTIFIC INC.	\$299.02
02/29/2024	754285	GREATER AKRON B-BALL COACHES ASSOC.	\$150.00
02/29/2024	754286	GIONINO'S PIZZERIA	\$108.00
02/29/2024	754287	HANNA LOUISE GLESSNER	\$238.51
02/29/2024	754288	GORDON FOOD SERVICE	\$667.36
02/29/2024	754289	HARRISON FORD INC	\$638.75
02/29/2024	754290	JACOB N YOUNG	\$200.00
02/29/2024	754291	JW PEPPER & SON, INC.	\$74.80
02/29/2024	754292	LEARNING WITHOUT TEARS	\$496.80
02/29/2024	754293	LODI LUMBER CO	\$312.85
02/29/2024	754294	MAGICAL THEATRE COMPANY	\$1,800.00
02/29/2024	754295	MAYFIELD HIGH SCHOOL	\$200.00
02/29/2024	754296	MCS FOOD SERVICE DEPT.	\$398.49
02/29/2024	754297	MEDINA CITY SCHOOLS -TRANSPORTATION	\$190.75
02/29/2024	754298	MEDINA COUNTY BOARD OF DD.	\$12,780.16
02/29/2024	754299	MIDLAND HARDWARE COMPANY	\$439.07
02/29/2024	754300	LAURA MOLNAR	\$188.30
02/29/2024	754301	MTS PUBLICATIONS	\$136.40
02/29/2024	754302	ALFRED NICKLES BAKERY INC	\$1,594.06
02/29/2024	754303	OHIO EDISON COMPANY	\$38,304.87
02/29/2024	754304	OSBORNE MEDINA INC.	\$68.50
02/29/2024	754305	PLANK ROAD PUBLISHING INC.	\$250.00
02/29/2024	754306	POSITIVE PROMOTIONS INC	\$187.95
02/29/2024	754307	RUMPKE OF OHIO INC	\$1,386.18

Medina City Schools

Check Register For

February 2024

3/12/24

3:59 PM

Check Date	Check Number	Vendor Name	Transaction Amount
02/29/2024	754308	SC STRATEGIC SOLUTIONS LLC	\$300.00
02/29/2024	754309	SCRUBBER CITY INC	\$749.37
02/29/2024	754310	SHERWIN WILLIAMS COMPANY	\$49.88
02/29/2024	754311	STAPLES INC	\$93.51
02/29/2024	754312	SUBURBAN SCHOOL TRANSPORTATION	\$100,428.65
02/29/2024	754313	SWEETWATER SOUND LLC	\$238.69
02/29/2024	754314	WOLFF BROS. SUPPLY INC.	\$154.49
02/29/2024	V754206	ABC THERAPY, LTD	\$18,807.25
02/29/2024	V754207	AIRGAS USA LLC	\$89.03
02/29/2024	V754208	ALAN T ROLAND	\$150.00
02/29/2024	V754211	AMAZON.COM	\$5,122.06
02/29/2024	V754212	ANTHONY BELSITO	\$760.00
02/29/2024	V754213	AVALON FOODSERVICE INC	\$7,649.49
02/29/2024	V754214	NEW DAIRY HOLDCO LLC.	\$4,960.60
02/29/2024	V754215	BSN SPORTS LLC	\$214.00
02/29/2024	V754216	CCT FINANCIAL	\$1,637.31
02/29/2024	V754217	CDWG	\$11,939.40
02/29/2024	V754218	CENTERRA CO-OP	\$28,960.31
02/29/2024	V754219	DAVID M CHAMBERS	\$37.35
02/29/2024	V754220	CUMMINS SALES AND SERVICE	\$325.60
02/29/2024	V754221	DATA RECOGNITION CORP.	\$10,136.21
02/29/2024	V754222	DAWN PROKOP	\$931.00
02/29/2024	V754223	ESC OF MEDINA COUNTY	\$57,315.94
02/29/2024	V754224	GRAINGER SUPPLY CO	\$48.59
02/29/2024	V754225	MASON DOUGLAS HARPER	\$707.53
02/29/2024	V754226	HD SUPPLY FACILITIES MAINTENANCE	\$68.02
02/29/2024	V754227	MARCIE R HENNING	\$46.83
02/29/2024	V754228	HOMELAND SECURITY SYSTEMS	\$834.50
02/29/2024	V754229	INNOVATIVE SOLUTIONS DISTRIBUTION	\$2,165.00
02/29/2024	V754230	LAKESHORE LEARNING MATERIALS LLC	\$498.97
02/29/2024	V754231	LLA THERAPY LLC.	\$47,696.88
02/29/2024	V754232	LORI S KELLY	\$1,984.00
02/29/2024	V754233	MACIE PUBLISHING COMPANY	\$624.25

Medina City Schools

Check Register For

February 2024

3/12/24

3:59 PM

Check Date	Check Number	Vendor Name	Transaction Amount
02/29/2024	V754234	MCMaster-CARR SUPPLY COMPANY	\$139.50
02/29/2024	V754235	MICHAEL L WESNER	\$450.00
02/29/2024	V754236	STEVEN A MISHLER	\$133.10
02/29/2024	V754237	MUSIC AND ARTS	\$3,501.00
02/29/2024	V754238	NAPA AUTO PARTS	\$39.48
02/29/2024	V754239	NCS PEARSON, INC.	\$220.48
02/29/2024	V754240	NICHOLAS BRANDON MACLARREN	\$1,025.00
02/29/2024	V754241	OASBO	\$850.00
02/29/2024	V754242	OHIO ASSOC OF STUDENT LEADERS	\$2,025.00
02/29/2024	V754243	OHIO SCHOOLS COUNCIL (GAS, ETC)	\$19,384.00
02/29/2024	V754244	OTC BRANDS INC	\$75.94
02/29/2024	V754245	PETERS KALAIL & MARKAKIS CO	\$4,252.00
02/29/2024	V754246	QUADIENT FINANCE USA, INC	\$4,000.00
02/29/2024	V754247	QUENCH USA, INC.	\$59.95
02/29/2024	V754248	QUILL CORPORATION	\$894.87
02/29/2024	V754249	REDTREE INVESTMENT GROUP	\$149.55
02/29/2024	V754250	REINHARDT SUPPLY COMPANY	\$2,667.85
02/29/2024	V754251	ROJEN COMPANY	\$324.63
02/29/2024	V754252	SCHOOL SPECIALTY, LLC.	\$271.32
02/29/2024	V754253	SPORTSWORLD CUSTOM IMPRINTED APP	\$1,565.00
02/29/2024	V754254	STANTON'S SHEET MUSIC INC	\$40.00
02/29/2024	V754255	NICHOLE JANINE SZYDLO	\$1,150.00
02/29/2024	V754256	TALBERT'S COMMERCIAL PRODUCTS	\$89.74
02/29/2024	V754257	TARA LOCHER	\$140.00
02/29/2024	V754258	TECHNOLOGY ENGINEERING GROUP, LLC	\$4,791.50
02/29/2024	V754259	TEXTHELP INC	\$357.21
02/29/2024	V754260	TRANSPORTATION ACCESSORIES CO, INC.	\$159.36
02/29/2024	V754261	VERNIER SOFTWARE & TECHNOLOGY LLC	\$91.00
02/29/2024	V754262	VINSON GROUP LLC	\$3,863.37
02/29/2024	V754263	WARD'S SCIENCE	\$149.70
02/29/2024	V754264	RODNEY S WEHRLEY	\$233.97
02/29/2024	V754265	WRAPAROUND EXPERTS, LLC	\$8,281.25
02/29/2024	V754315	MEMO - P & A ADMINISTRATIVE	\$20,274.14

Medina City Schools
Check Register For
February 2024

3/12/24

3:59 PM

Check Date	Check Number	Vendor Name	Transaction Amount
02/29/2024	V754316	MEMO - BUREAU WORK COMP	\$17,173.63
02/29/2024	V754317	MEMO MET LIFE INSURANCE	\$49,599.39
02/29/2024 - Total			\$601,871.23
Overall - Total			\$5,867,387.74

Fiscal Year	Fund - Expdler	Function First Two Digits	Fiscal Year Budgeted Amount	% Expensed	Fiscal Year Expense Amount	Fiscal Year Encumbrance Amount	Balance
24	0010000	1100	\$455,085.85	0.03755487	\$17,090.69	\$0.00	\$437,995.16
24	0010000	1100	\$17,811,676.74	0.59835745	\$10,657,749.48	\$274,378.24	\$6,879,549.02
24	0010000	1100	\$10,902,772.20	0.69071744	\$7,530,734.95	\$30,276.74	\$3,341,760.51
24	0010000	1100	\$11,756,085.39	0.70343761	\$8,269,672.60	\$60,980.48	\$3,425,432.31
24	0010000	1100	\$50,358.76	0.47862854	\$24,103.14	\$5,712.32	\$20,543.30
24	0010000	1100	\$163,443.13	0.82687764	\$135,147.47	\$68,887.98	(\$40,592.32)
24	0010000	1100	\$50,421.24	0.37226514	\$18,770.07	\$14,996.18	\$16,654.99
24	0010000	1200	\$591,399.59	0.72033154	\$426,003.78	\$3,956.02	\$161,439.79
24	0010000	1200	\$60,000.00	0.38258683	\$22,955.21	\$19,617.32	\$17,427.47
24	0010000	1200	\$905,715.10	0.53108865	\$481,015.01	\$0.00	\$424,700.09
24	0010000	1200	\$496,861.63	0.75297352	\$374,123.65	\$0.00	\$122,737.98
24	0010000	1200	\$2,535,842.06	0.71707005	\$1,818,376.40	\$0.00	\$717,465.66
24	0010000	1200	\$153,874.00	0	\$0.00	\$0.00	\$153,874.00
24	0010000	1200	\$814,419.47	0.38361181	\$312,420.93	\$0.00	\$501,998.54
24	0010000	1200	\$660,590.63	0.64728871	\$427,592.86	\$0.00	\$232,997.77
24	0010000	1200	\$1,000.00	0	\$0.00	\$0.00	\$1,000.00
24	0010000	1200	\$582,361.83	0.70787268	\$412,238.03	\$0.00	\$170,123.80
24	0010000	1200	\$82,496.91	0	\$0.00	\$0.00	\$82,496.91
24	0010000	1200	\$1,944,251.09	0.693719	\$1,348,763.93	\$0.00	\$595,487.16
24	0010000	1200	\$18,750.00	0	\$0.00	\$0.00	\$18,750.00
24	0010000	1200	\$233,525.19	0.92616964	\$216,283.94	\$3,134.96	\$14,106.29
24	0010000	1200	\$464,255.30	0.57155016	\$265,345.19	\$0.00	\$198,910.11
24	0010000	1200	\$542,339.02	0.67628171	\$366,773.96	\$19.33	\$175,545.73
24	0010000	1200	\$3,687,235.20	0.67065813	\$2,472,874.26	\$587,619.11	\$626,741.83
24	0010000	1300	\$292,395.23	0.79125778	\$231,360.00	\$31,800.00	\$29,235.23
24	0010000	1300	\$16,918.00	0	\$0.00	\$0.00	\$16,918.00
24	0010000	1900	\$46,602.05	0	\$0.00	\$0.00	\$46,602.05
24	0010000	1900	\$84,658.95	0	\$0.00	\$0.00	\$84,658.95
24	0010000	1900	\$2,978,074.14	0.15167241	\$451,691.67	\$134,299.50	\$2,392,082.97
24	0010000	2100	\$568,429.11	0.76637841	\$435,631.80	\$6,480.00	\$126,317.31
24	0010000	2100	\$1,655,419.07	0.64010157	\$1,059,636.35	\$0.00	\$595,782.72
24	0010000	2100	\$548,187.88	0.82771109	\$453,741.19	\$6,402.94	\$88,043.75
24	0010000	2100	\$397,273.31	0.62439782	\$248,056.59	\$146,853.30	\$2,363.42
24	0010000	2100	\$662,983.13	1.05530602	\$699,650.09	\$0.00	(\$36,666.96)
24	0010000	2100	\$7,500.00	0.3432	\$2,574.00	\$1,600.00	\$3,326.00
24	0010000	2100	\$1,021,735.36	0.81527351	\$832,993.77	\$14,370.24	\$174,371.35
24	0010000	2100	\$655,928.77	0.74034418	\$485,613.05	\$127,883.86	\$42,431.86
24	0010000	2100	\$311,033.00	0.73655644	\$229,093.36	\$94,993.18	(\$13,053.54)
24	0010000	2100	\$66,635.58	0.22364929	\$14,903.00	\$0.00	\$51,732.58
24	0010000	2100	\$27,609.51	0	\$0.00	\$0.00	\$27,609.51
24	0010000	2200	\$4,602.33	0	\$0.00	\$0.00	\$4,602.33
24	0010000	2200	\$624,797.52	0.65899253	\$411,736.90	\$2,861.03	\$210,199.59
24	0010000	2200	\$45,508.55	0.3079529	\$14,014.49	\$18,097.19	\$13,396.87
24	0010000	2200	\$5,573.81	-0.05263007	(\$293.35)	\$0.00	\$5,867.16
24	0010000	2200	\$691,542.27	0.69681849	\$481,879.44	\$17,826.95	\$191,835.88
24	0010000	2300	\$231,871.82	0.82487605	\$191,265.51	\$20,700.00	\$19,906.31
24	0010000	2400	\$455,826.36	0.57824133	\$263,577.64	\$8,413.84	\$183,834.88
24	0010000	2400	\$623,330.54	0.53968816	\$336,404.11	\$0.00	\$286,926.43
24	0010000	2400	\$39,921.16	1.65863542	\$66,214.65	\$0.00	(\$26,293.49)
24	0010000	2400	\$2,305.31	0	\$0.00	\$0.00	\$2,305.31
24	0010000	2400	\$812,899.93	0.62106075	\$504,860.24	\$129,656.87	\$178,382.82
24	0010000	2400	\$4,562,848.15	0.72323164	\$3,299,996.13	\$32,253.66	\$1,230,598.36
24	0010000	2400	\$500.00	0	\$0.00	\$500.00	\$0.00
24	0010000	2400	\$3,000.00	0.08266667	\$248.00	\$14.00	\$2,738.00
24	0010000	2400	\$41,250.00	0.29418182	\$12,135.00	\$495.00	\$28,620.00
24	0010000	2500	\$1,329,866.73	0.67238492	\$894,182.33	\$45,767.94	\$389,916.46
24	0010000	2500	\$56,671.50	0.67687991	\$38,359.80	\$24,078.70	(\$5,767.00)
24	0010000	2600	\$565,928.40	0.53672387	\$303,747.28	\$132,448.23	\$129,732.89
24	0010000	2600	\$224,169.28	0	\$0.00	\$0.00	\$224,169.28
24	0010000	2600	\$19,817.70	0.10819268	\$2,144.13	\$19,323.17	(\$1,649.60)
24	0010000	2700	\$4,094,267.21	0.75323389	\$3,083,940.83	\$1,166,078.78	(\$155,752.40)
24	0010000	2700	\$3,008,160.56	0.68369989	\$2,056,679.05	\$0.00	\$951,481.51
24	0010000	2700	\$3,477.35	0.42549643	\$1,479.60	\$1,663.80	\$333.95
24	0010000	2800	\$14.33	0	\$0.00	\$0.00	\$14.33
24	0010000	2800	\$23,423.52	0	\$0.00	\$0.00	\$23,423.52
24	0010000	2800	\$20,196.80	0	\$0.00	\$0.00	\$20,196.80
24	0010000	2800	\$6,148.79	0	\$0.00	\$0.00	\$6,148.79
24	0010000	2900	\$265,707.77	0.61082557	\$162,301.10	\$2,533.99	\$100,872.68
24	0010000	2900	\$400.00	0.125	\$50.00	\$0.00	\$350.00
24	0010000	2900	\$364,745.84	0.46355788	\$169,080.81	\$5,679.10	\$189,985.93
24	0010000	2900	\$12,768.04	0.60657861	\$7,744.82	\$1,760.00	\$3,263.22
24	0010000	3200	\$40,857.24	0.0558163	\$2,280.50	\$0.00	\$38,576.74
24	0010000	3200	\$10,000.00	1.3595	\$13,595.00	\$12,565.00	(\$16,160.00)
24	0010000	3200	\$154.02	0	\$0.00	\$0.00	\$154.02
24	0010000	3200	\$10,000.00	0.22375	\$2,237.50	\$0.00	\$7,762.50
24	0010000	4100	\$3,737.29	0	\$0.00	\$0.00	\$3,737.29
24	0010000	4100	\$4,667.00	0.61676452	\$2,878.44	\$0.00	\$1,788.56
24	0010000	4100	\$5,741.48	0.64941966	\$3,728.63	\$0.00	\$2,012.85
24	0010000	4100	\$23,594.44	0.59087861	\$13,941.45	\$0.00	\$9,652.99
24	0010000	4100	\$87,032.27	0.62725309	\$54,591.26	\$10,645.00	\$21,796.01
24	0010000	4100	\$14,621.02	0.77575573	\$11,342.34	\$0.00	\$3,278.68
24	0010000	4100	\$4,968.96	0.71221543	\$3,538.97	\$0.00	\$1,429.99
24	0010000	4100	\$18,816.06	0.5793418	\$10,900.93	\$0.00	\$7,915.13
24	0010000	4100	\$33,572.25	0.20860264	\$7,003.26	\$0.00	\$26,568.99
24	0010000	4500	\$61,493.50	0.14817664	\$9,111.90	\$0.00	\$52,381.60
24	0010000	4500	\$15,955.77	0	\$0.00	\$0.00	\$15,955.77
24	0010000	4500	\$26,748.56	0.09259751	\$2,476.85	\$0.00	\$24,271.71
24	0010000	4500	\$21,919.52	0.87395253	\$19,156.62	\$0.00	\$2,762.90
24	0010000	4500	\$113,908.11	1.04400222	\$118,920.32	\$0.00	(\$5,012.21)
24	0010000	4500	\$40,040.18	0	\$0.00	\$0.00	\$40,040.18
24	0010000	4500	\$45,281.97	0	\$0.00	\$0.00	\$45,281.97
24	0010000	4500	\$33,279.40	0.93684381	\$31,177.60	\$0.00	\$2,101.80
24	0010000	4500	\$17,383.13	0.53156768	\$9,240.31	\$0.00	\$8,142.82
24	0010000	4500	\$9,900.79	0	\$0.00	\$0.00	\$9,900.79
24	0010000	4500	\$101,920.52	0	\$0.00	\$0.00	\$101,920.52
24	0010000	4500	\$51,606.99	0.17670203	\$9,119.06	\$0.00	\$42,487.93
24	0010000	4500	\$4,006.57	0	\$0.00	\$0.00	\$4,006.57
24	0010000	4500	\$56,206.55	0.23100439	\$12,983.96	\$0.00	\$43,222.59

Fiscal Year	Fund - Expledger	Function First Two Digits	Fiscal Year Budgeted Amount	% Expensed	Fiscal Year Expense Amount	Fiscal Year Encumbrance Amount	Balance
24	0010000	4500	\$45,250.27	0.90436212	\$40,922.63	\$0.00	\$4,327.64
24	0010000	4500	\$31,650.75	0	\$0.00	\$0.00	\$31,650.75
24	0010000	4500	\$42,217.62	0.88803727	\$37,490.82	\$0.00	\$4,726.80
24	0010000	4500	\$22,607.69	0	\$0.00	\$0.00	\$22,607.69
24	0010000	4500	\$10,794.83	0	\$0.00	\$0.00	\$10,794.83
24	0010000	4500	\$29,014.44	0.93178086	\$27,035.10	\$0.00	\$1,979.34
24	0010000	4500	\$19,259.35	1.08731811	\$20,941.04	\$0.00	(\$1,681.69)
24	0010000	4500	\$15,537.75	0	\$0.00	\$0.00	\$15,537.75
24	0010000	4500	\$26,478.82	0.71130322	\$18,834.47	\$0.00	\$7,644.35
24	0010000	4500	\$16,400.44	0	\$0.00	\$0.00	\$16,400.44
24	0010000	4500	\$401,592.00	0.68697158	\$275,882.29	\$19.49	\$125,690.22
24	0010000	4500	\$41,903.79	0.40115441	\$16,809.89	\$0.00	\$25,093.90
24	0010000	4500	\$21,184.63	0.78100302	\$16,545.26	\$0.00	\$4,639.37
24	0010000	4600	\$13,042.37	0.63642191	\$8,300.45	\$0.00	\$4,741.92
24	0010000	4600	\$5,189.94	0	\$0.00	\$0.00	\$5,189.94
24	0010000	4600	\$11,810.00	0	\$0.00	\$0.00	\$11,810.00
24	0010000	4600	\$33,436.92	0.04425497	\$1,479.75	\$0.00	\$31,957.17
24	0010000	4600	\$10,938.73	0.25274049	\$2,764.66	\$0.00	\$8,174.07
24	0010000	4600	\$3,394.07	0	\$0.00	\$0.00	\$3,394.07
24	0010000	4600	\$8,290.25	0.33180785	\$2,750.77	\$0.00	\$5,539.48
24	0010000	5600	\$258,804.00	0.9672648	\$250,332.00	\$0.00	\$8,472.00
24	0010000	7200	\$503,271.58	0.29874526	\$150,350.00	\$0.00	\$352,921.58
24	0010000	7400	\$300,000.00	0	\$0.00	\$0.00	\$300,000.00
24	0010000	7500	\$4,504.00	0	\$0.00	\$0.00	\$4,504.00
24	0029000	2500	\$70,000.00	0.351602	\$24,612.14	\$0.00	\$45,387.86
24	0029000	6100	\$4,171,786.50	0.92137223	\$3,843,768.25	\$657,386.50	(\$329,368.25)
24	0029012	2500	\$1,500.00	0	\$0.00	\$1,250.00	\$250.00
24	0029012	6100	\$1,727,137.50	0.79360079	\$1,370,657.68	\$356,509.82	(\$30.00)
24	0039001	2700	\$946,758.45	0.95763778	\$906,651.66	\$35,669.95	\$4,436.84
24	0060000	3100	\$191,961.29	0.67246021	\$129,086.33	\$1,379.21	\$61,495.75
24	0060000	3100	\$1,406,100.92	0.68296482	\$960,317.46	\$19,963.63	\$425,819.83
24	0069006	3100	\$1,659,388.29	0.45178938	\$749,694.00	\$303,604.27	\$606,090.02
24	0069022	3100	\$3,063.00	0	\$0.00	\$0.00	\$3,063.00
24	0069023	3100	\$3,135.00	0	\$0.00	\$0.00	\$3,135.00
24	0079004	3200	\$50,000.00	0	\$0.00	\$17,000.00	\$33,000.00
24	0079111	3200	\$500.00	0	\$0.00	\$0.00	\$500.00
24	0079333	3200	\$5,000.00	0	\$0.00	\$5,000.00	\$0.00
24	0089002	3200	\$500.00	0	\$0.00	\$500.00	\$0.00
24	0089003	3200	\$50,000.00	0	\$0.00	\$50,000.00	\$0.00
24	0089112	3200	\$1,000.00	0	\$0.00	\$1,000.00	\$0.00
24	0099110	1100	\$10,945.28	0.41755716	\$4,570.28	\$6,190.39	\$184.61
24	0099120	1100	\$14,625.84	0.49819019	\$7,286.45	\$2,955.94	\$4,383.45
24	0099130	1100	\$11,815.00	0.84921033	\$10,033.42	\$1,735.85	\$45.73
24	0099140	1100	\$14,764.92	0.41177534	\$6,079.83	\$5,223.92	\$3,461.17
24	0099160	1100	\$18,862.48	0.45282381	\$8,541.38	\$3,261.67	\$7,059.43
24	0099170	1100	\$20,638.00	0.40743386	\$8,408.62	\$2,932.65	\$9,296.73
24	0099180	1100	\$19,662.49	0.46280405	\$9,099.88	\$947.01	\$9,615.60
24	0099200	1100	\$30,683.63	0.54906378	\$16,847.27	\$9,910.00	\$3,926.36
24	0099210	1100	\$22,135.00	0.57970951	\$12,831.87	\$7,747.98	\$1,555.15
24	0099300	1100	\$98,245.05	0.58252238	\$57,229.94	\$37,771.30	\$3,243.81
24	0099300	2400	\$78,296.00	0	\$0.00	\$76,846.00	\$1,450.00
24	0099301	2400	\$10,500.00	0.00330952	\$34.75	\$10,465.25	\$0.00
24	0149016	1100	\$276,472.95	0.73876707	\$204,249.11	\$0.00	\$72,223.84
24	0149016	2400	\$91,897.99	0.32848673	\$30,187.27	\$0.00	\$61,710.72
24	0149016	2400	\$0.00		\$0.00	\$0.00	\$0.00
24	0149116	1200	\$261,422.24	0.73673177	\$192,598.07	\$0.00	\$68,824.17
24	0149116	1200	\$223,837.30	0.73827007	\$165,252.38	\$0.00	\$58,584.92
24	0149116	1200	\$54,766.01	0.10145289	\$5,556.17	\$9,951.98	\$39,257.86
24	0149116	2100	\$17,526.10	0.99752312	\$17,482.69	\$0.00	\$43.41
24	0149116	2100	\$125,000.00	0.057012	\$7,126.50	\$20,000.00	\$97,873.50
24	0149116	2100	\$325,000.00	0.63038935	\$204,876.54	\$64,203.50	\$55,919.96
24	0149116	2200	\$4,000.00	0.24875	\$995.00	\$1,000.00	\$2,005.00
24	0149116	2400	\$81,113.22	0.71256251	\$57,798.24	\$0.00	\$23,314.98
24	0149116	2400	\$163,958.13	0.70907457	\$116,258.54	\$2,277.08	\$45,422.51
24	0149116	2700	\$162.52	0.49120108	\$79.83	\$75.00	\$7.69
24	0149116	4100	\$6,000.00	0.07747333	\$464.84	\$1,500.00	\$4,035.16
24	0160000	1100	\$4,002,703.31	0.60144935	\$2,407,423.32	\$0.00	\$1,595,279.99
24	0160000	1100	\$173,790.89	0.77438674	\$134,581.36	\$0.00	\$39,209.53
24	0160000	1100	\$494,479.18	0.82638945	\$408,632.38	\$0.00	\$85,846.80
24	0160000	1200	\$282,763.00	0	\$0.00	\$0.00	\$282,763.00
24	0160000	1200	\$299,212.57	1.0397618	\$311,109.80	\$0.00	(\$11,897.23)
24	0160000	1200	\$16,702.98	5.38460442	\$89,938.94	\$0.00	(\$73,235.96)
24	0160000	1200	\$187,627.91	0.58324947	\$109,433.88	\$0.00	\$78,194.03
24	0160000	1200	\$3,544.05	4.82981617	\$17,117.11	\$0.00	(\$13,573.06)
24	0160000	1200	\$6.00	0	\$0.00	\$0.00	\$6.00
24	0160000	1900	\$0.00		\$237.67	\$0.00	(\$237.67)
24	0160000	2100	\$9,888.15	3.25674772	\$32,203.21	\$0.00	(\$22,315.06)
24	0160000	2100	\$0.00		\$25,819.09	\$0.00	(\$25,819.09)
24	0160000	2400	\$0.00		\$3,222.88	\$0.00	(\$3,222.88)
24	0160000	2400	\$13,461.05	0.35092508	\$4,723.82	\$0.00	\$8,737.23
24	0160000	2400	\$60,500.00	0.62150579	\$37,601.10	\$24,049.60	(\$1,150.70)
24	0160000	2400	\$20,127.49	0	\$0.00	\$0.00	\$20,127.49
24	0160000	2400	\$923.44	0	\$0.00	\$0.00	\$923.44
24	0160000	2500	\$99,100.00	0.42635984	\$42,252.26	\$0.00	\$56,847.74
24	0160000	2700	\$6,500.00	0.54858462	\$3,565.80	\$3,930.38	(\$96.18)
24	0160000	2800	\$486,578.11	0.53638911	\$260,995.20	\$0.00	\$225,582.91
24	0160000	2800	\$1,170,331.65	0.55681325	\$651,656.17	\$157,262.00	\$361,413.48
24	0160000	2800	\$1,427,901.81	0.91154853	\$1,301,601.79	\$0.00	\$126,300.02
24	0160000	2800	\$1,241,607.89	0.69496321	\$862,871.80	\$154,111.00	\$224,625.09
24	0160000	2800	\$223,633.85	0.82185081	\$183,793.66	\$0.00	\$39,840.19
24	0160000	4100	\$7,781.74	0	\$0.00	\$0.00	\$7,781.74
24	0160410	2100	\$128,940.63	0.74454096	\$96,001.58	\$0.00	\$32,939.05
24	0161000	1100	\$335,119.53	0.59609686	\$199,763.70	\$0.00	\$135,355.83
24	0161000	1100	\$3,935.00	0	\$0.00	\$0.00	\$3,935.00
24	0161000	1200	\$305,330.90	0.75086213	\$229,261.41	\$0.00	\$76,069.49
24	0161000	2100	\$16.00	0	\$0.00	\$0.00	\$16.00
24	0189110	1100	\$500.00	2.40868	\$1,204.34	\$14.20	(\$718.54)
24	0189110	2400	\$15,526.70	0.35642088	\$5,534.04	\$7,202.17	\$2,790.49

Fiscal Year	Fund - Expledger	Function First Two Digits	Fiscal Year Budgeted Amount	% Expensed	Fiscal Year Expense Amount	Fiscal Year Encumbrance Amount	Balance
24	0189113	2200	\$3,500.00	0.13598286	\$475.94	\$3,020.00	\$4.06
24	0189120	2400	\$98,969.00	0.45696774	\$45,225.64	\$4,940.03	\$48,803.33
24	0189123	2200	\$5,000.00	0.783454	\$3,917.27	\$0.00	\$1,082.73
24	0189130	1100	\$6,300.00	0.14198254	\$894.49	\$5,083.88	\$321.63
24	0189130	2400	\$23,500.00	0.36279021	\$8,525.57	\$4,850.21	\$10,124.22
24	0189133	2200	\$150.00	0	\$0.00	\$100.00	\$50.00
24	0189140	1100	\$9,333.40	0.29118542	\$2,717.75	\$1,258.01	\$5,357.64
24	0189140	2400	\$13,727.20	0.24274142	\$3,332.16	\$1,863.42	\$8,531.62
24	0189143	2200	\$6,000.00	0	\$0.00	\$0.00	\$6,000.00
24	0189160	1100	\$1,050.00	0	\$0.00	\$900.00	\$150.00
24	0189160	2400	\$24,850.00	0.4492994	\$11,165.09	\$2,954.49	\$10,730.42
24	0189161	2200	\$2,500.00	0.66	\$1,650.00	\$0.00	\$850.00
24	0189163	2200	\$8,000.00	0.00625	\$50.00	\$0.00	\$7,950.00
24	0189170	1100	\$22,923.23	0.01429292	\$327.64	\$5,000.00	\$17,595.59
24	0189170	2400	\$28,170.27	0.56475639	\$15,909.34	\$3,907.98	\$8,352.95
24	0189171	2400	\$500.00	0.45654	\$228.27	\$200.00	\$71.73
24	0189180	1100	\$5,000.00	0	\$0.00	\$0.00	\$5,000.00
24	0189180	2400	\$78,507.71	0.35021949	\$27,494.93	\$3,273.80	\$47,738.98
24	0189183	2200	\$15,103.00	0	\$0.00	\$0.00	\$15,103.00
24	0189200	2400	\$51,507.82	0.23995114	\$12,359.36	\$9,570.58	\$29,577.88
24	0189203	2200	\$3,600.00	0.97775556	\$3,519.92	\$0.00	\$80.08
24	0189210	2400	\$34,481.19	0.20894145	\$7,204.55	\$7,845.43	\$19,431.21
24	0189211	2200	\$8,500.00	0.38594588	\$3,280.54	\$0.00	\$5,219.46
24	0189300	2400	\$41,349.06	0.52814768	\$21,838.41	\$18,813.30	\$697.35
24	0189302	1100	\$29,000.00	0	\$0.00	\$29,000.00	\$0.00
24	0189303	0000	\$0.00		\$431.02	\$0.00	(\$431.02)
24	0189303	3200	\$98,932.67	0.1644474	\$16,269.22	\$71,218.28	\$11,445.17
24	0189303	3200	\$40,000.00	0.1725625	\$6,902.50	\$12,097.50	\$21,000.00
24	0189303	3200	\$5,000.00	0	\$0.00	\$0.00	\$5,000.00
24	0189304	4300	\$25,750.00	0.39777282	\$10,242.65	\$15,256.38	\$250.97
24	0189306	2400	\$12,695.26	0.0858919	\$1,090.42	\$6,409.58	\$5,195.26
24	0189307	1100	\$4,000.00	0.314585	\$1,258.34	\$2,740.15	\$1.51
24	0189308	2100	\$3,300.00	0.46413636	\$1,531.65	\$1,760.45	\$7.90
24	0189403	1200	\$500.00	0	\$0.00	\$0.00	\$500.00
24	0189901	1200	\$23.03	0	\$0.00	\$0.00	\$23.03
24	0189906	2900	\$2,000.00	0.2625	\$525.00	\$0.00	\$1,475.00
24	0189907	1900	\$7,739.00	0	\$0.00	\$0.00	\$7,739.00
24	0189914	2900	\$1,000.00	0	\$0.00	\$0.00	\$1,000.00
24	0189915	2900	\$6,100.00	0	\$0.00	\$1,100.00	\$5,000.00
24	0189916	2900	\$8,300.00	0.35552771	\$2,950.88	\$210.46	\$5,138.66
24	0189917	2900	\$14,000.00	0	\$0.00	\$0.00	\$14,000.00
24	0189918	2900	\$10,111.00	0.02834734	\$286.62	\$153.07	\$9,671.31
24	0189919	2900	\$789.00	0.75361217	\$594.60	\$0.00	\$194.40
24	0199009	2100	\$62.00	0	\$0.00	\$0.00	\$62.00
24	0199017	2100	\$12,595.00	0	\$0.00	\$0.00	\$12,595.00
24	0199121	2100	\$6,500.00	0.63461538	\$4,125.00	\$400.00	\$1,975.00
24	0209001	2800	\$12,314.37	0.1084619	\$1,335.64	\$3,664.36	\$7,314.37
24	0229000	7900	\$10,000.00	0	\$0.00	\$5,000.00	\$5,000.00
24	0229300	4500	\$31,193.72	0.26004465	\$8,111.76	\$0.00	\$23,081.96
24	0229300	7200	\$766.28	1	\$766.28	\$0.00	\$0.00
24	0249001	2900	\$11,828,767.22	0.71399191	\$8,445,644.09	\$3,470,529.61	(\$87,406.48)
24	0249002	0000	\$626.00	0	\$0.00	\$0.00	\$626.00
24	0249002	2900	\$748,484.27	0.64630391	\$483,748.31	\$206,477.60	\$58,258.36
24	0249094	2900	\$215,261.28	0.67202327	\$144,660.59	\$117,172.40	(\$46,571.71)
24	0270000	2900	\$233,394.90	0.83306066	\$194,432.11	\$133,812.15	(\$94,849.36)
24	0719013	2700	\$3,146,492.69	0.40295316	\$1,267,889.17	\$268,788.50	\$1,609,815.02
24	0719013	2800	\$120,000.00	0.37890667	\$45,468.80	\$43,568.37	\$30,962.83
24	0719013	7200	\$1,728,637.50	0.79291215	\$1,370,657.68	\$0.00	\$357,979.82
24	2009110	4600	\$1,319.69	0.05281543	\$69.70	\$1,569.81	(\$319.82)
24	2009121	4600	\$234.00	0	\$0.00	\$0.00	\$234.00
24	2009185	4600	\$1,450.00	0	\$0.00	\$0.00	\$1,450.00
24	2009201	4300	\$375.00	0	\$0.00	\$300.00	\$75.00
24	2009202	4600	\$5,780.79	0.34454287	\$1,991.73	\$2,004.53	\$1,784.53
24	2009205	4600	\$250.00	0	\$0.00	\$0.00	\$250.00
24	2009209	4100	\$7,098.00	0.32847985	\$2,331.55	\$3,417.45	\$1,349.00
24	2009251	4300	\$506.09	0	\$0.00	\$375.00	\$131.09
24	2009253	4300	\$3,164.17	0	\$0.00	\$2,000.00	\$1,164.17
24	2009254	4100	\$4,000.00	0.2262	\$904.80	\$3,095.20	\$0.00
24	2009256	4100	\$3,903.07	0	\$0.00	\$3,000.00	\$903.07
24	2009258	4600	\$1,621.26	0.55115157	\$893.56	\$606.44	\$121.26
24	2009302	4100	\$1,745.54	0.25679159	\$448.24	\$866.76	\$430.54
24	2009303	4100	\$208.34	0	\$0.00	\$208.00	\$0.34
24	2009307	4100	\$51,149.81	0.40665586	\$20,800.37	\$20,014.81	\$10,334.63
24	2009309	4600	\$1,400.00	0	\$0.00	\$1,400.00	\$0.00
24	2009312	4100	\$20,000.00	0.489648	\$9,792.96	\$10,219.82	(\$12.78)
24	2009314	4600	\$450.00	0	\$0.00	\$450.00	\$0.00
24	2009315	4600	\$350.00	0	\$0.00	\$350.00	\$0.00
24	2009318	4100	\$7,860.00	0	\$0.00	\$7,860.00	\$0.00
24	2009321	4600	\$23,737.80	0.27499221	\$6,527.71	\$14,472.29	\$2,737.80
24	2009323	4600	\$1,989.00	0.30832076	\$613.25	\$1,675.75	(\$300.00)
24	2009324	4600	\$20,000.00	0.004798	\$95.96	\$19,904.04	\$0.00
24	2009325	4100	\$22,600.00	0.48913496	\$11,054.45	\$12,900.00	(\$1,354.45)
24	2009326	4100	\$4,333.67	0.26361721	\$1,142.43	\$3,016.57	\$174.67
24	2009327	4100	\$5,328.67	0.0525253	\$279.89	\$2,720.11	\$2,328.67
24	2009330	4100	\$3,530.81	0.17078234	\$603.00	\$2,262.00	\$665.81
24	2009332	4100	\$7,500.00	0.39670267	\$2,975.27	\$4,524.73	\$0.00
24	2009333	4600	\$70,000.00	0.47044514	\$32,931.16	\$36,536.71	\$532.13
24	2009335	4100	\$6,000.00	0.07736667	\$464.20	\$4,876.05	\$659.75
24	2009336	4100	\$1,500.00	0.48684	\$730.26	\$794.51	(\$24.77)
24	2009337	4100	\$500.00	0	\$0.00	\$500.00	\$0.00
24	2009339	4100	\$28,500.00	0.75258105	\$21,448.56	\$7,042.48	\$8.96
24	2009340	4100	\$1,700.00	0.46460588	\$789.83	\$910.17	\$0.00
24	2009346	4100	\$130.00	0	\$0.00	\$100.06	\$29.94
24	2009350	4300	\$2,300.00	0.55980435	\$1,287.55	\$240.00	\$772.45
24	2009352	4100	\$7,600.00	0.01040395	\$79.07	\$7,520.77	\$0.16
24	2009353	4600	\$1,200.00	0	\$0.00	\$1,200.00	\$0.00
24	2009355	4600	\$1,220.00	0.05866393	\$71.57	\$1,148.43	\$0.00
24	2009380	4600	\$5,000.00	0.052394	\$261.97	\$4,738.03	\$0.00

Fiscal Year	Fund - Expdledger	Function First Two Digits	Fiscal Year Budgeted Amount	% Expensed	Fiscal Year Expense Amount	Fiscal Year Encumbrance Amount	Balance
24	2009421	4600	\$3.00	0.16666667	\$0.50	\$2.50	\$0.00
24	2009422	4600	\$134.00	0.16619403	\$22.27	\$111.73	\$0.00
24	2009423	4600	\$2,270.00	0.16617621	\$377.22	\$1,892.78	\$0.00
24	2009424	4600	\$5,815.00	0.22415993	\$1,303.49	\$3,411.51	\$1,100.00
24	2009425	4600	\$60,000.00	0.02870317	\$1,722.19	\$58,277.00	\$0.81
24	2009426	4600	\$1,900.00	0.06662632	\$126.59	\$1,773.41	\$0.00
24	2009427	4600	\$1,600.00	0.0517125	\$82.74	\$1,417.26	\$100.00
24	3003000	4500	\$70,000.00	0.99989286	\$69,992.50	\$0.00	\$7.50
24	3003000	4500	\$20,000.00	0.9221255	\$18,442.51	\$0.00	\$1,557.49
24	3003000	4500	\$378,438.85	0.82133137	\$310,823.70	\$60,317.09	\$7,298.06
24	3003001	7200	\$212,126.80	1	\$212,126.80	\$0.00	\$0.00
24	3003003	7200	\$26,852.28	1	\$26,852.28	\$0.00	\$0.00
24	3003004	7200	\$14,076.98	1	\$14,076.98	\$0.00	\$0.00
24	3003007	7200	\$18,265.00	1	\$18,265.00	\$0.00	\$0.00
24	3003008	7200	\$119,549.46	1	\$119,549.46	\$0.00	\$0.00
24	3003010	7200	\$717.00	1	\$717.00	\$0.00	\$0.00
24	3003012	7200	\$9,865.29	1	\$9,865.29	\$0.00	\$0.00
24	3003013	7200	\$12,215.92	1	\$12,215.92	\$0.00	\$0.00
24	3003015	7200	\$4,450.00	1	\$4,450.00	\$0.00	\$0.00
24	3003016	7200	\$7,316.00	1	\$7,316.00	\$0.00	\$0.00
24	3003017	7200	\$12,433.94	1	\$12,433.94	\$0.00	\$0.00
24	3003018	7200	\$31,069.37	1	\$31,069.37	\$0.00	\$0.00
24	3003019	7200	\$9,435.86	1	\$9,435.86	\$0.00	\$0.00
24	3003020	7200	\$3,290.88	1	\$3,290.88	\$0.00	\$0.00
24	3003021	7200	\$4,319.96	1	\$4,319.96	\$0.00	\$0.00
24	3009110	4100	\$10,000.00	-0.004564	(\$45.64)	\$940.79	\$9,104.85
24	3009120	4100	\$7,009.00	0.53359966	\$3,740.00	\$1,000.00	\$2,269.00
24	3009130	4100	\$12,375.00	0.40581818	\$5,022.00	\$700.00	\$6,653.00
24	3009140	4100	\$10,139.00	0.39020811	\$3,956.32	\$2,300.50	\$3,882.18
24	3009160	4100	\$10,000.00	0.075723	\$757.23	\$3,932.00	\$5,310.77
24	3009170	4100	\$20,000.00	0.16825	\$3,365.00	\$3,958.00	\$12,677.00
24	3009180	4100	\$11,206.52	0.43117578	\$4,831.98	\$2,500.00	\$3,874.54
24	3009201	4100	\$19,000.00	0.19076474	\$3,624.53	\$15,302.98	\$72.49
24	3009208	0000	\$1,757.00	1	\$1,757.00	\$0.00	\$0.00
24	3009208	4100	\$103,596.00	1.02118981	\$105,791.18	\$0.00	(\$2,195.18)
24	3009250	4100	\$21,500.00	0.1579293	\$3,395.48	\$4,657.01	\$13,447.51
24	3009253	4300	\$1,026.07	0.37425322	\$384.01	\$215.99	\$426.07
24	3009254	4300	\$2,814.16	0.12927836	\$363.81	\$686.19	\$1,764.16
24	3009258	0000	\$1,000.00	2.76876	\$2,768.76	\$4,708.24	(\$6,477.00)
24	3009258	4100	\$142,960.00	0.76159765	\$108,878.00	\$23,640.00	\$10,442.00
24	3009302	4500	\$1,120.00	0.41071429	\$460.00	\$0.00	\$660.00
24	3009303	4600	\$2,750.00	0.17120727	\$470.82	\$2,279.18	\$0.00
24	3009304	4600	\$7,500.00	0.762108	\$5,715.81	\$1,450.20	\$333.99
24	3009313	4100	\$28,000.00	0.14294643	\$4,002.50	\$21,665.92	\$2,331.58
24	3009334	4300	\$2,000.00	0.10585	\$211.70	\$1,788.30	\$0.00
24	3009390	4600	\$9,000.00	0	\$0.00	\$9,000.00	\$0.00
24	3009403	1200	\$8,000.00	0.28875	\$2,310.00	\$0.00	\$5,690.00
24	3009410	4500	\$5,360.20	0.4969572	\$2,663.79	\$1,336.21	\$1,360.20
24	4019013	3200	\$21,561.33	1.19631906	\$25,794.23	\$0.00	(\$4,232.90)
24	4019013	7500	\$0.00		\$54,452.63	\$0.00	(\$54,452.63)
24	4019014	3200	\$316,734.44	0.4474018	\$141,707.56	\$50,089.31	\$124,937.57
24	4019023	3200	\$1,772.20	0.49579619	\$878.65	\$0.00	\$893.55
24	4019023	7500	\$0.00		\$16,520.14	\$0.00	(\$16,520.14)
24	4019024	3200	\$9,547.20	0.48904181	\$4,668.98	\$935.00	\$3,943.22
24	4019033	3200	\$11,648.92	0.97692147	\$11,380.08	\$0.00	\$268.84
24	4019033	7500	\$0.00		\$26,741.24	\$0.00	(\$26,741.24)
24	4019034	3200	\$442,035.36	0.76285637	\$337,209.49	\$22,671.23	\$82,154.64
24	4999014	2100	\$31,473.68	0.68649551	\$21,606.54	\$0.00	\$9,867.14
24	4999019	2400	\$10,086.41	0	\$0.00	\$6,700.00	\$3,386.41
24	5079022	1100	\$33,751.12	0.96871511	\$32,695.22	\$0.00	\$1,055.90
24	5079022	1900	\$0.00		\$0.00	\$0.00	\$0.00
24	5079022	2100	(\$134.34)	1	(\$134.34)	\$0.00	\$0.00
24	5079022	2700	\$360,463.31	1	\$360,463.31	\$0.00	\$0.00
24	5079022	7400	\$1,015,100.00	0	\$0.00	\$0.00	\$1,015,100.00
24	5079023	1100	\$395,000.00	0.35951899	\$142,010.00	\$0.00	\$252,990.00
24	5079023	2700	\$246,560.38	0	\$0.00	\$0.00	\$246,560.38
24	5079024	1100	\$284,600.98	0.00625163	\$1,779.22	\$9,346.49	\$273,475.27
24	5079024	1900	\$0.00		\$5,451.18	\$0.00	(\$5,451.18)
24	5079024	2700	\$1,000,000.00	0.1970914	\$197,091.40	\$699,195.20	\$103,713.40
24	5079121	1100	\$244,955.00	0.99632586	\$244,055.00	\$0.00	\$900.00
24	5079121	1900	(\$1,095.38)	0	\$0.00	\$0.00	(\$1,095.38)
24	5079121	1900	\$0.00		(\$237.67)	\$0.00	\$237.67
24	5079121	2200	(\$2,165.01)	0.9804666	(\$2,122.72)	\$0.00	(\$42.29)
24	5079121	2700	\$16,256.25	1	\$16,256.25	\$0.00	\$0.00
24	5169022	2400	\$0.00		\$0.00	\$0.00	\$0.00
24	5169022	2400	\$0.00		\$0.00	\$0.00	\$0.00
24	5169023	1200	(\$56,806.76)	-0.4615125	\$26,217.03	\$0.00	(\$83,023.79)
24	5169023	1200	\$121,130.46	0.14429071	\$17,478.00	\$0.00	\$103,652.46
24	5169023	1200	\$12,515.89	0.47264637	\$5,915.59	\$0.00	\$6,600.30
24	5169023	1200	\$44,741.55	0	\$0.00	\$0.00	\$44,741.55
24	5169023	2100	\$105,903.40	0	\$0.00	\$0.00	\$105,903.40
24	5169023	2100	(\$7,568.10)	-0.83605925	\$6,327.38	\$0.00	(\$13,895.48)
24	5169023	2100	(\$7,166.07)	-0.53240619	\$3,815.26	\$0.00	(\$10,981.33)
24	5169023	2100	\$18,526.16	0	\$0.00	\$0.00	\$18,526.16
24	5169023	2200	\$25,745.79	-0.01551516	(\$399.45)	\$0.00	\$26,145.24
24	5169023	2400	\$2,023.00	0.84672269	\$1,712.92	\$0.00	\$310.08
24	5169023	2400	\$1,592.72	-0.26020895	(\$414.44)	\$0.00	\$2,007.16
24	5169024	1200	\$473,298.11	0.65177795	\$308,485.27	\$0.00	\$164,812.84
24	5169024	1200	\$536,772.19	0.42111951	\$226,045.24	\$0.00	\$310,726.95
24	5169024	1200	\$127,199.92	0.62521046	\$79,526.72	\$0.00	\$47,673.20
24	5169024	1200	\$18,000.00	0	\$0.00	\$15,000.00	\$3,000.00
24	5169024	2100	\$109,191.92	0	\$0.00	\$0.00	\$109,191.92
24	5169024	2100	\$264,219.22	0.6105166	\$161,310.22	\$0.00	\$102,909.00
24	5169024	2100	\$56,919.42	1.64175109	\$93,447.52	\$5,478.15	(\$42,006.25)
24	5169024	2100	\$18,480.00	0	\$0.00	\$18,480.00	\$0.00
24	5169024	2200	\$74,000.00	0.02885135	\$2,135.00	\$22,575.00	\$49,290.00
24	5169024	2400	\$0.00		\$43,465.06	\$0.00	(\$43,465.06)
24	5169024	2400	\$62,120.99	0	\$0.00	\$0.00	\$62,120.99

Fiscal Year	Fund - Expledger	Function First Two Digits	Fiscal Year Budgeted Amount	% Expensed	Fiscal Year Expense Amount	Fiscal Year Encumbrance Amount	Balance
24	5169024	3200	\$58,263.35	0.35934648	\$20,936.73	\$36,437.44	\$889.18
24	5169123	1200	\$1,279.82	0	\$0.00	\$0.00	\$1,279.82
24	5169123	2100	\$13,811.88	0	\$0.00	\$0.00	\$13,811.88
24	5169123	2100	\$1,060.30	0	\$0.00	\$0.00	\$1,060.30
24	5169123	3200	\$395.51	0	\$0.00	\$0.00	\$395.51
24	5519123	1200	\$4,843.90	0	\$0.00	\$0.00	\$4,843.90
24	5729023	1200	\$38,396.41	0.8789965	\$33,750.31	\$0.00	\$4,646.10
24	5729023	3200	\$341.69	0.54605051	\$186.58	\$0.00	\$155.11
24	5729024	1200	\$549,178.41	0.60311914	\$331,220.01	\$0.00	\$217,958.40
24	5729024	3200	\$5,500.00	0.35383273	\$1,946.08	\$3,553.92	\$0.00
24	5729123	1100	\$133,587.49	0.1541425	\$20,591.51	\$0.00	\$112,995.98
24	5729124	1100	\$165,909.87	0.09153627	\$15,186.77	\$2,265.37	\$148,457.73
24	5849023	1100	\$8,272.66	0.05376143	\$444.75	\$0.00	\$7,827.91
24	5849023	2200	\$0.00		(\$591.92)	\$0.00	\$591.92
24	5849024	2200	\$42,416.23	0.79421934	\$33,687.79	\$3,211.26	\$5,517.18
24	5849024	3200	\$4,386.18	0.28471244	\$1,248.80	\$1,980.02	\$1,157.36
24	5879023	1200	\$2,420.21	0.88911706	\$2,151.85	\$0.00	\$268.36
24	5879024	1200	\$44,079.42	0.51472365	\$22,688.72	\$4,362.17	\$17,028.53
24	5879123	1200	\$3,132.80	0.95515513	\$2,992.31	\$2,439.98	(\$2,299.49)
24	5909022	2200	\$0.00		\$812.45	\$0.00	(\$812.45)
24	5909023	2200	\$18,311.06	0.36686407	\$6,717.67	\$0.00	\$11,593.39
24	5909023	3200	\$7,979.80	0.74670418	\$5,958.55	\$0.00	\$2,021.25
24	5909024	2200	\$128,009.60	0.75226053	\$96,296.57	\$15,405.82	\$16,307.21
24	5909024	3200	\$14,542.34	0.2557532	\$3,719.25	\$10,023.09	\$800.00
24	5999023	2700	\$152,521.48	0.34085232	\$51,987.30	\$100,236.36	\$297.82
		Totals	\$136,956,651.14				

GENERAL FUND-TRUE DAYS CASH

Includes Substitute Levy

