Medina City Schools
General Fund Analysis
January 31, 2014

	2014-2015 Original Estimate (1)	Y-T-D Actual July 2014 - June 2015 (2)	Percent	Variance (3)
Beginning Balance - July 1, 2014		29,376,290.85		0.00
General Fund	26,122,298.67			
Other Funds - Emergency Levy	3,253,992.18			
Revenue	76,211,152.00	42,208,291.21	55.4%	34,002,860.79
	76,211,152.00	**42,208,291.21**		**34,002,860.79**
Expenditures	73,171,112.00	41,586,134.95	56.8%	31,584,977.05
Encumberance	450,000.00	1,871,649.38		-1,421,649.38
	73,621,112.00	**43,457,784.33**		**30,163,327.67**
Ending Balance - June 30, 2015	31,966,330.85	28,126,797.73		3,839,533.12

Original Estimate revenue, expenditure and encumbrance taken from five-year forecast.
Includes November 2013 Emergency Levy

General Fund Summary

January 2015

Revenues

1. Real Property Taxes – Total Real Property Taxes received from the beginning of the fiscal year until January 31, 2015 is $25,253,739.78. This is an increase of 25.3% above last year's taxes received at this time and is mainly due to the Emergency Levy passage plus the district has revised the receipt to include Public Utility. This was formerly listed under the personal property revenue line. $1,548,490.00 was collected in January.

2. Personal Property Taxes – Total Personal Property Taxes received from the beginning of the fiscal year until January 31, 2015 is $-0-. These monies were distributed in the past upon settlement from the County Auditor. These monies no longer exist except if the auditor collects on delinquencies. The monies listed over the prior years were Public Utility real property and are being listed with the real property receipts and are figured in the percentage over/under. $-0- was collected in January.

3. State Foundation – State Foundation monies received from the State of Ohio from the beginning of the fiscal year until January 31, 2015 total $11,123,093.29. This is an increase of 9.4% above last year's foundation money received at this time. This includes $354,876.00 in Casino revenues for the year. The current increase is due to payment based upon the Governor's funding formula. $1,723,102.73 was collected in January.

4. Restricted Aid – Restricted Aid monies are for Career Tech, Education Jobs and ARRA funding. Monies received from the beginning of the fiscal year until January 31, 2015 total $3,702.50. The prior year's figure was based upon 2012 and was corrected as the year progressed by the Ohio Department of Education. $528.92 was collected in January.

5. Homestead and Rollback – Monies received from the State of Ohio from the beginning of the fiscal year until January 31, 2015 total $4,399,020.82. Receipts are based upon the real property taxes collected and Homestead filings with the County Auditor. These revenues also include monies for personal property tax loss reimbursement from the State. The State has shifted and reduced the distribution of personal property tax loss reimbursement from August/November/May to November/May. $-0- was collected in January.

6. Other – Other monies received from the beginning of the fiscal year until January 31, 2015 total $1,428,734.82. This is a decrease of 8.3% below last year at this time and is due to large reimbursements from the Bureau of Workers Compensation, Medina County ESC, and SERS in FY14, as well as reductions in Rent. $70,679.76 was collected in January.

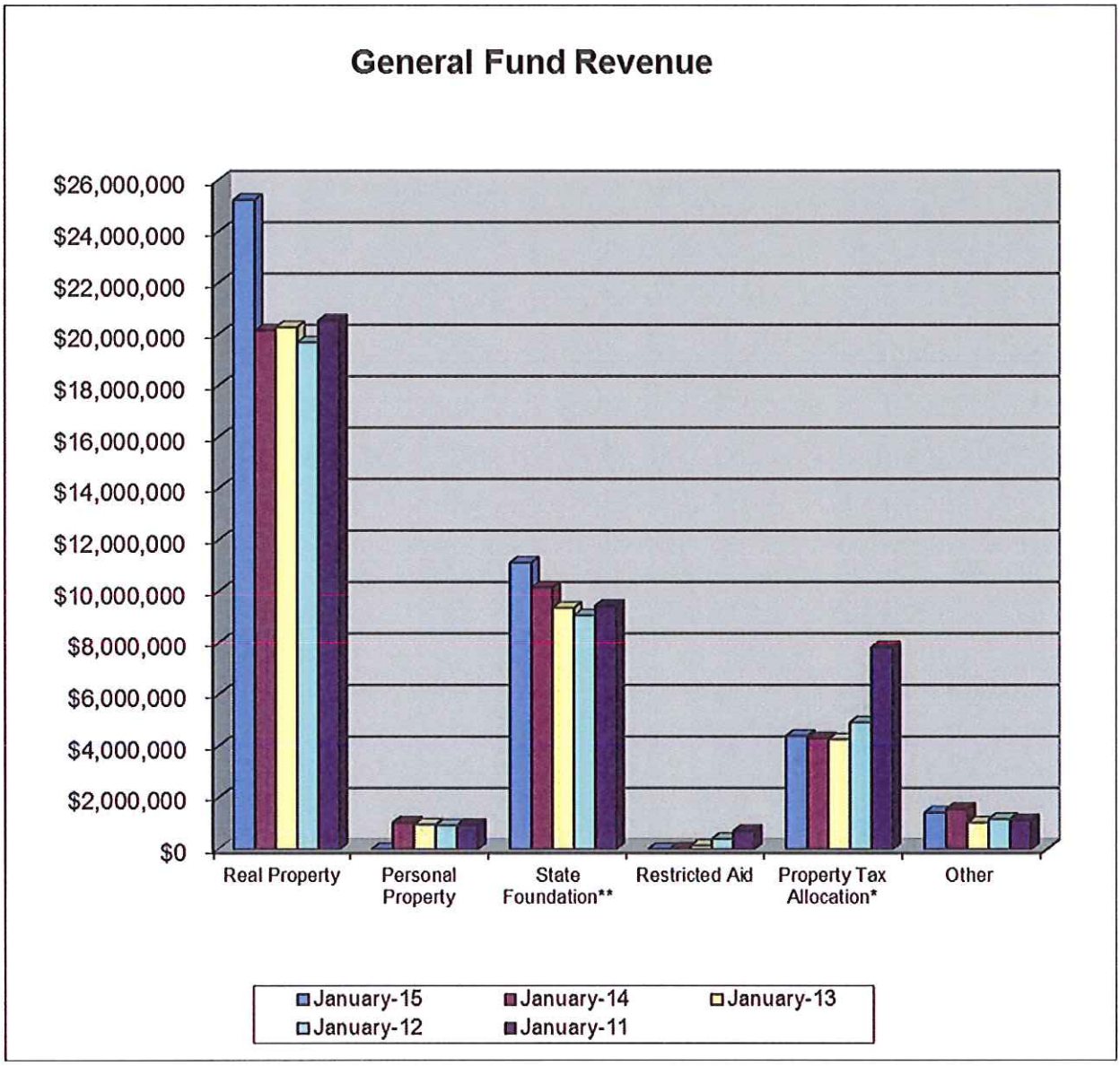

	January-15	January-14	January-13	January-12	January-11	Current Forecast	
Real Property	$25,253,740	$20,162,232	$20,284,138	$19,694,356	$20,544,823	$45,992,580	
Personal Property	$0	$1,036,985	$956,682	$924,979	$931,628	$0	
State Foundation**	$11,123,093	$10,163,130	$9,364,820	$9,078,124	$9,450,364	$18,786,618	**
Restricted Aid	$3,703	$14,765	$139,230	$397,148	$695,807	$6,300	
Property Tax Allocation*	$4,399,021	$4,304,152	$4,265,759	$4,924,235	$7,838,236	$9,476,273	*
Other	$1,428,735	$1,557,410	$1,033,969	$1,167,052	$1,107,058	$1,620,858	
Total	$42,208,291	$37,238,673	$36,044,597	$36,185,894	$40,567,916	$75,882,629	
State %	36.8%	38.9%	38.2%	39.8%	44.3%		

* Includes Homestead/Rollback, Tangible Personal Property Tax Fixed Rate Loss Reimbursement and Electric Deregulation.
** Includes Casino Revenue in State Foundation beginning January 2013 and Economic Disadvantaged Funding in November 2013.

General Fund Summary

January 2015

Expenditures

1. Personnel Services– The costs for personnel services for the School District from the beginning of the fiscal year until January 31, 2015 was $24,537,503.47. This was an increase of 3.9% above last year at this time. $4,634,581.17 was spent in January.

2. Benefits – The cost for benefits for the School District from the beginning of the fiscal year until January 31, 2015 was $8,683,476.88. This was an increase of 0.7% above last year at this time. $1,316,578.78 was spent in January.

3. Purchased Services – The cost for purchased services for the district from the beginning of the fiscal year until January 31, 2015 total $4,815,259.27. This was a 15.2% increase above last year at this time. $554,960.89 was spent in January. Professional Services, Legal Services, Fleet Insurance, Mileage, Telephone, Electricity, Gas, Tuition, Special Education Services, Open Enrollment, Community School, and Post-Secondary Tuition account for the increase.

4. Supplies and Materials – The cost for supplies and materials for the district from the beginning of the fiscal year until January 31, 2015 total $906,784.24. This was a 27.3% increase above last year at this time. $108,580.84 was spent in January. Office Supplies, Nursing Supplies, Textbooks, Library Books, Electronic Subscriptions, Fuel, Tires and Tubes accounted for this increase.

5. Capital Outlay – The cost for capital outlay for the district from the beginning of the fiscal year until January 31, 2015 total $1,455,676.21. This was a 529.4% increase above last year at this time and was mainly due to the purchase of computers and other instructional equipment. $62,288.29 was spent in January.

6. Other – The cost of other expenditures excluding transfers for the district was $879,897.38 for the fiscal year until January 31, 2015. This was a 12.7% increase above last year at this time. $76,046.37 was spent in January. Auditor/Treasurer Fees, Dues and Fees, District Audit, County Board Services (this is due to recoding of services provided), and Liability Insurance make up the majority of this increase.

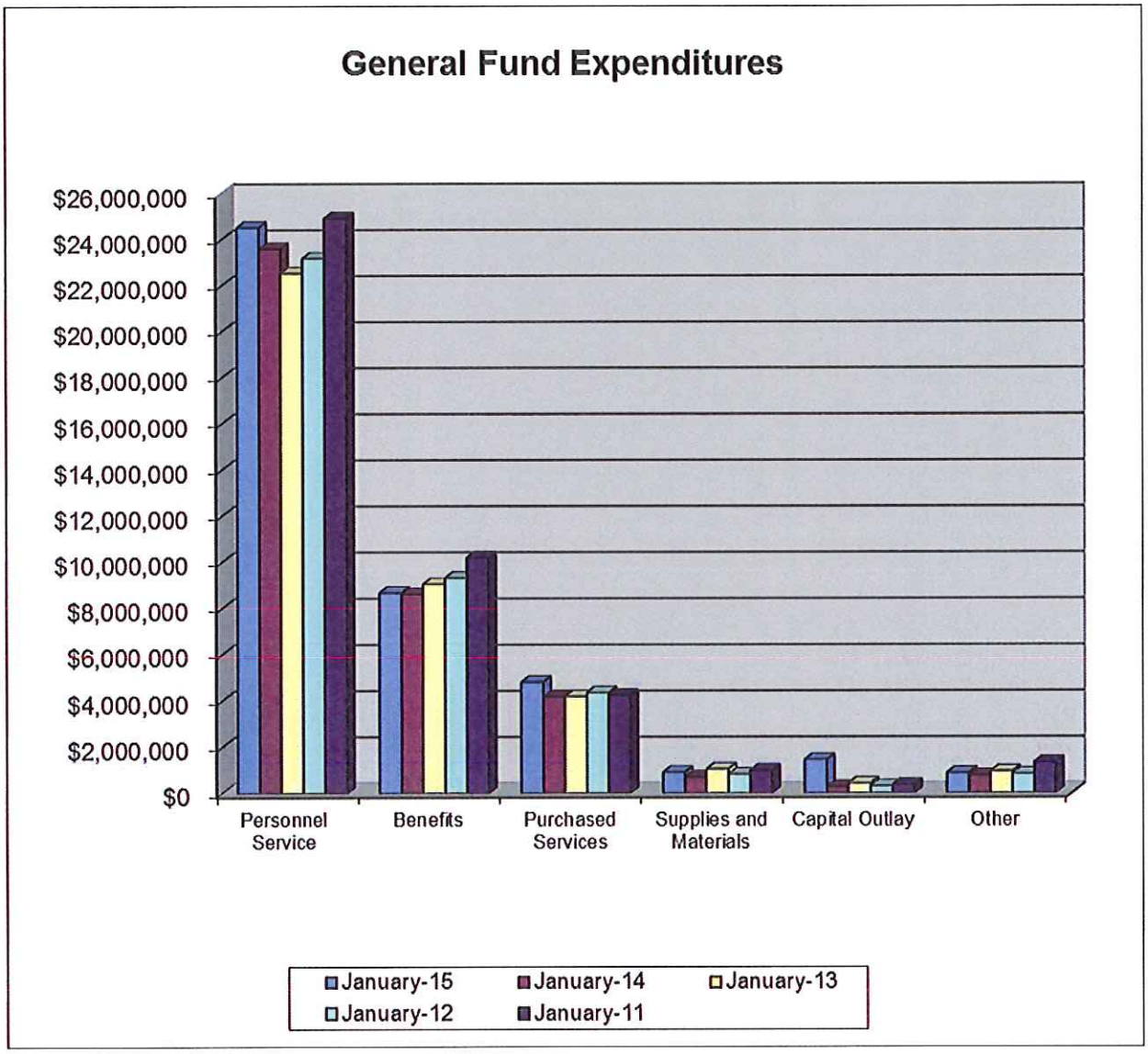

	January-15	January-14	January-13	January-12	January-11	Current Forecast
Personnel Service	$24,537,503	$23,606,661	$22,550,174	$23,193,306	$24,928,453	$42,820,287
Benefits	$8,683,477	$8,619,503	$9,054,536	$9,324,445	$10,204,474	$15,530,764
Purchased Services	$4,815,259	$4,178,138	$4,190,199	$4,351,374	$4,243,521	$8,311,504
Supplies and Materials	$906,784	$693,949	$1,045,093	$823,729	$985,753	$1,704,583
Capital Outlay	$1,455,676	$274,958	$426,467	$308,884	$355,017	$1,612,316
Other	$879,897	$780,662	$942,941	$835,418	$1,328,662	$1,621,675
Transfers and Adv., Etc.	$307,538	$481,728	$0	$404,211	$0	$529,363
Other than Debt						
Total	$41,586,135	$38,635,599	$38,209,410	$39,241,366	$42,045,881	$72,130,492

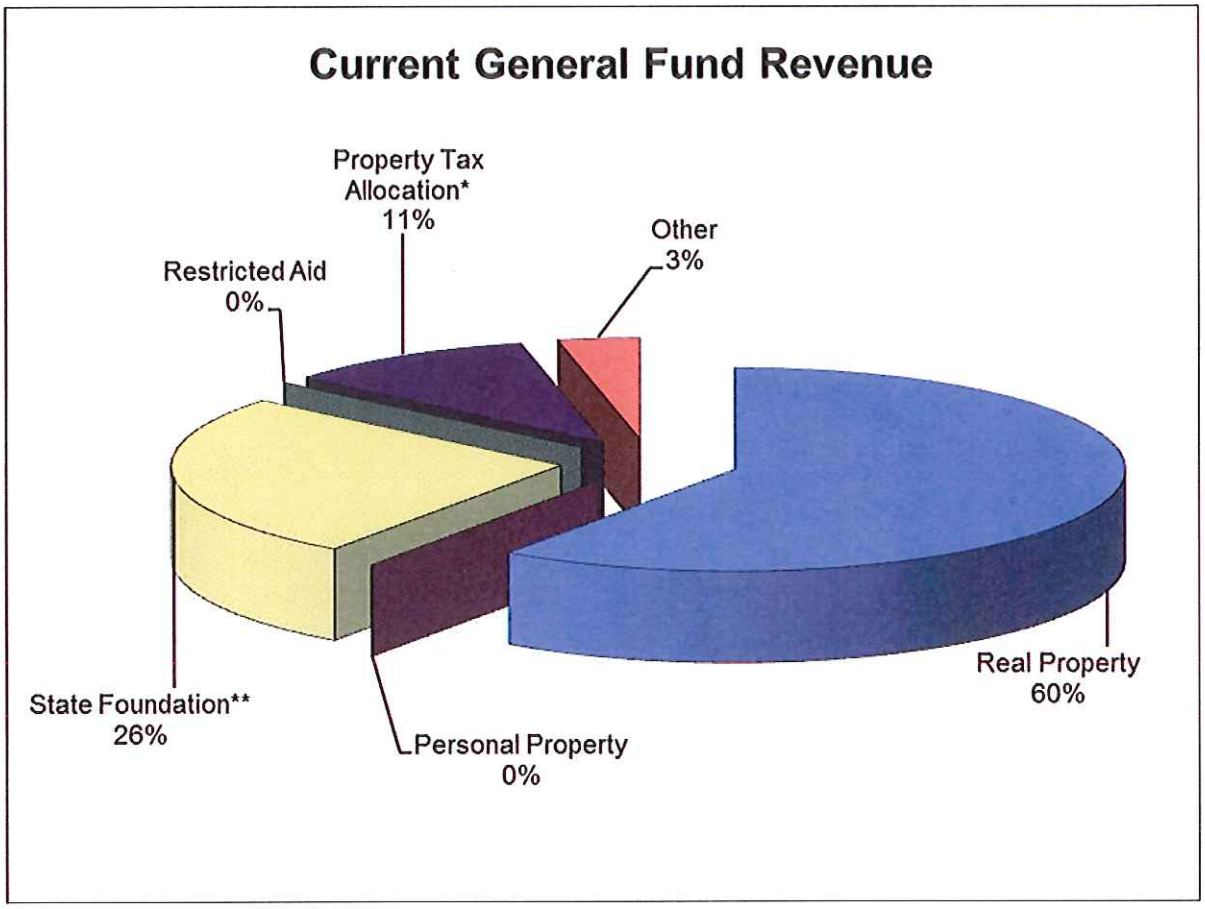
Current General Fund Revenue
Property Tax Allocation* 11%
Other 3%
Restricted Aid 0%
Real Property 60%
State Foundation** 26%
Personal Property 0%

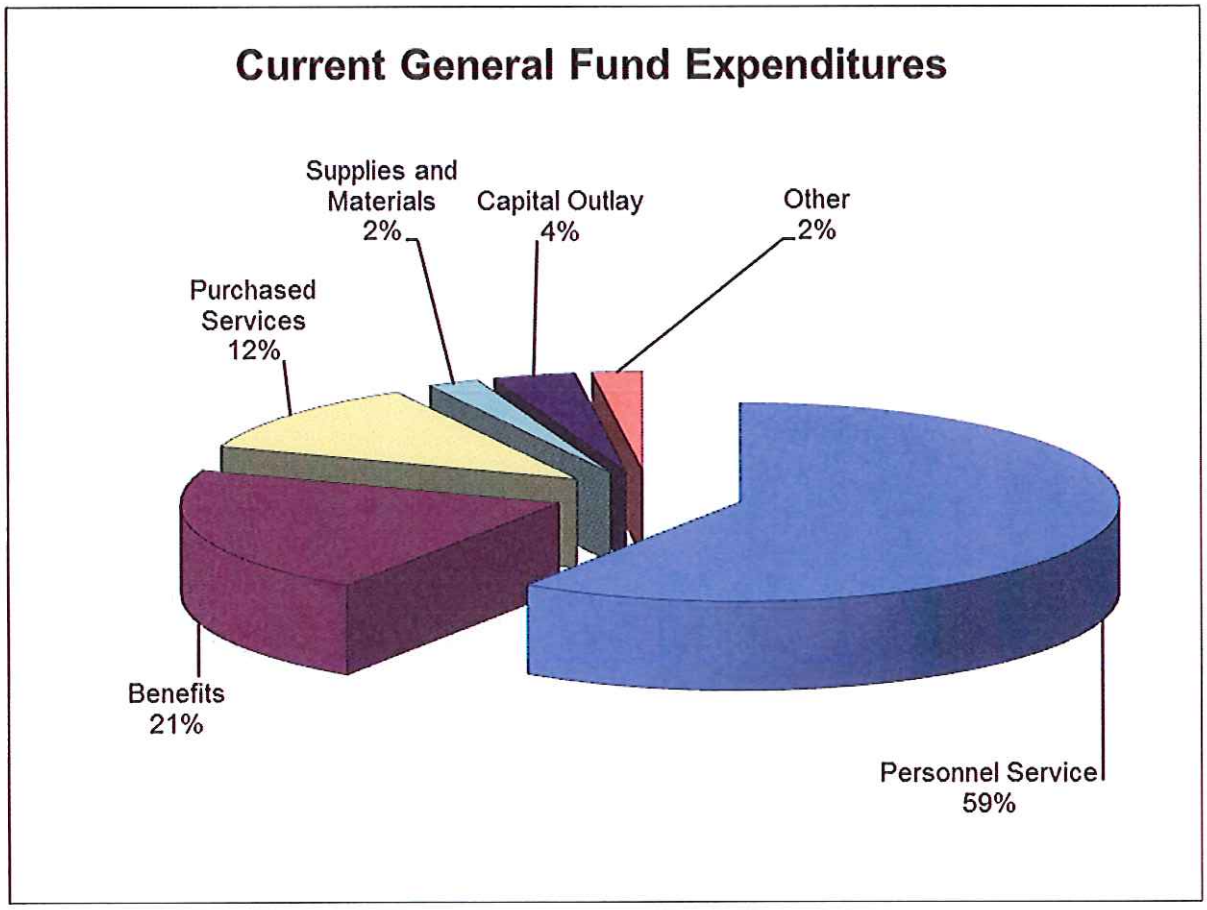
Current General Fund Expenditures
Supplies and Materials 2%
Capital Outlay 4%
Other 2%
Purchased Services 12%
Benefits 21%
Personnel Service 59%

January 31, 2015

				Balance
Bank Balance - Regular Account				2,678,986.81
Petty Cash				
Financial Checks Outstanding	166,790.95			
Worker Comp Outstanding	915.86			
Payroll Checks Outstanding	152,496.32			
	(320,203.13)			2,358,783.68
Petty Cash				
Investments:				
Sweep Account	0.00			
Baird Investments	22,054,048.26			
T. Rowe - Collins	403,412.00		642,999.21	
T. Rowe - Bushman	0.00	403,412.00	4,681.70	
Scudder -Collins	239,587.21		647,680.91	
Scudder - Bushman	4,681.70	244,268.91		
Kanehl Stocks (reduced by $11,637.50 - stock converted to cash)	4,237.74	647,680.91		
Star Ohio (22923)	4,812,468.88			
Star Ohio - Bonds (33362)	11,577.85			
Star Ohio - Bonds (66088)	32,153.36			
Star Ohio - Bonds (53032)	0.00			
Star Ohio - Bonds (61415)	0.00	4,856,200.09		
Star Plus 104791113939	5,032,049.23			
Fifth Third CD's	6,500,000.00			
Fifth Third Holding	3,500,000.00			
Total	42,594,216.23	42,594,216.23		44,952,999.91
Adjustments				
Deposits in Transit	3,774.85			
NSF Checks	1,115.14			
Bank Error	0.00			
Expenses not posted	(475,365.61)			
Other adjustments (see below)	0.00			
Total	(470,475.62)			44,482,524.29
MCSD Balance				44,482,524.29
Difference Between Bank vs. Book				**0.00**

MEDINA CITY SCHOOLS
SALES TAX UPDATE

Date	Sales Tax Description	Receipts	Expenditures	Balance
July 1, 2014	Beginning Balance (071) Sales Tax and (002-9012) Bond			$ 3,474,692.29
July	BOE Breakroom Faucet		$285.00	$ 3,474,407.29
	Architectural Services		$1,560.00	$ 3,472,847.29
	Asbestos Consulting Services		$525.00	$ 3,472,322.29
	Claggett Renovations		$33,312.40	$ 3,439,009.89
	Additional Work Stations		$4,449.11	$ 3,434,560.78
	Work Stations - Central Office		$9,000.00	$ 3,425,560.78
	Homestead Dr. Extension		$5,800.00	$ 3,419,760.78
	Two Way Radios		$870.00	$ 3,418,890.78
	Buses		$1,179,285.00	$ 2,239,605.78
	Lease/Purchase		$74,038.63	$ 2,165,567.15
	Repair Work - H S Ble		$2,250.00	$ 2,163,317.15
	Structural Consulting		$250.00	$ 2,163,067.15
	Sales Tax Distribution	$642,555.85		$ 2,805,623.00
August	Architechtural Services		$1,480.00	$ 2,804,143.00
	Additional Work Stations		$787.48	$ 2,803,355.52
	Claggett Renovations		$48,695.60	$ 2,754,659.92
September	E250 Cargo Van		$20,995.00	$ 2,733,664.92
	Restroom Partitions		$2,183.10	$ 2,731,481.82
	Brightlink White Boards		$6,225.00	$ 2,725,256.82
October	Claggett Renovations		$71,642.00	$ 2,653,614.82
	Restroom Partitions		$375.00	$ 2,653,239.82
	Sales Tax Distribution	$767,909.65		$ 3,421,149.47
November	60 Passenger Buses Including Trade-In Allowance		$172,882.00	$ 3,248,267.47
	Certificate of Participation - Principal		$580,000.00	$ 2,668,267.47
	Certificate of Participation - Interest		$624,331.25	$ 2,043,936.22
	Replace Valance and Curtains at Performing Arts Center		$4,570.00	$ 2,039,366.22
	Turfex Self Propelled Speader/Sprayer with Boom		$7,976.48	$ 2,031,389.74
December	Work Performed at Claggett		$4,350.00	$ 2,027,039.74
	Restroom Partitions		$250.00	$ 2,026,789.74
	Service Agreement - Generator		$17,761.00	$ 2,009,028.74
Janaury	Claggett Renovations		$12,044.17	$ 1,996,984.57
	Sales Tax Distribution	$749,921.17		$ 2,746,905.74
	Asbestos Consulting Services		$525.00	$ 2,746,380.74
	Fiscal Year Totals	$2,160,386.67	$2,888,698.22	

RedTree Investment Group
Monthly Investment Report
Medina City Schools
US Bank Acct #001050970982
Attn: David Chambers
January 31, 2015

Monthly Cash Flow Activity

From 12-31-14 through 01-31-15

Beginning Book Value	22,049,248.26
Contributions	-
Withdrawals	-
Realized Gains/Losses	-
Gross Interest Earnings	4,800.00
Ending Book Value	22,054,048.26

Market Value Summary

Security Type	Market Value	Pct. Assets	Avg Yield at Cost	Wght Avg Mat
Money Market Fund				
MONEY MARKET FUND	32,839.82	0.1	0.01	0.00
Fixed Income				
U.S. GOVERNMENT AGENCY NOTES	18,241,988.70	82.3	0.81	2.01
U.S. TREASURY NOTES	3,859,883.22	17.4	0.55	1.53
Accrued Interest	39,463.57	0.2		
TOTAL PORTFOLIO	**22,174,175.31**	**100.0**	**0.77**	**1.92**

Maturity Distribution

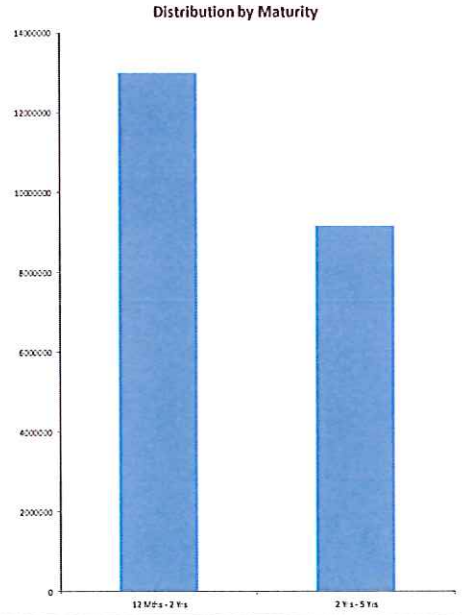

Security Type Allocation

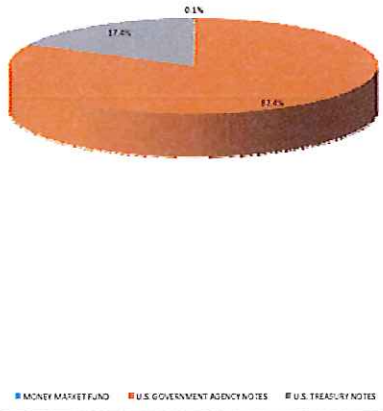

Disclosures: RedTree's internal accounting system is used as the source of the market value of the information reported above. Although obtained from a source believed to be reliable, we cannot guarantee its accuracy. You should review all account statements provided by the custodian and compare with the statements provided by RedTree.

RedTree Investment Group
Portfolio Holdings Report
Medina City Schools
US Bank Acct #001050970982
January 31, 2015

Quantity	Cusip	Security Description	Moody's	S&P	Cost Basis	Market Value	Yield at Cost	Wtd Maturity
U.S. GOVERNMENT AGENCY NOTES								
1,800,000	3130A0SD3	Federal Home Ln Bank 0.375% Due 02-19-16	Aaa	AA+	1,800,000.00	1,801,846.80	0.37	1.05
2,000,000	3133834R9	Federal Home Ln Bank 0.375% Due 06-24-16	Aaa	AA+	1,996,757.10	2,000,826.00	0.46	1.39
2,000,000	3130A2DK9	Federal Home Ln Bank 0.590% Due 09-12-16	Aaa	AA+	1,998,460.00	2,005,282.00	0.63	1.60
2,100,000.	3130A23K0	Federal Home Ln Bank 0.720% Due 12-16-16	Aaa	AA+	2,100,000.00	2,101,484.70	0.72	1.86
1,200,000	3134G5BG9	Federal Home Ln Mtg 0.800% Due 01-17-17	Aaa	AA+	1,200,000.00	1,203,448.80	0.80	1.95
1,750,000	3133782N0	Federal Home Ln Bank 0.875% Due 03-10-17	Aaa	AA+	1,748,915.00	1,759,521.75	0.90	2.08
2,200,000	3134G5AG0	Federal Home Ln Mtg 1.100% Due 06-30-17	Aaa	AA+	2,199,835.00	2,203,172.40	1.10	2.38
2,200,000	3135G0MZ3	Federal Natl Mtg Assoc 0.875% Due 08-28-17	Aaa	AA+	2,187,119.00	2,208,461.20	1.06	2.54
1,650,000	3135G0PQ0	Federal Natl Mtg Assoc 0.875% Due 10-26-17	Aaa	AA+	1,642,657.50	1,655,733.75	1.03	2.70
1,300,000	3134G5MP7	Federal Home Ln Mtg 1.125% Due 11-03-17	Aaa	AA+	1,300,000.00	1,302,211.30	1.12	2.70
	Accrued Interest					34,275.21		
					18,173,743.60	18,276,263.91	0.81	2.01
U.S. TREASURY NOTES								
1,650,000	912828WM8	US Treasury Note 0.375% Due 05-31-16	Aaa	AA+	1,647,550.78	1,651,805.10	0.45	1.32
2,200,000	912828WA4	US Treasury Note 0.625% Due 10-15-16	Aaa	AA+	2,199,914.06	2,208,078.12	0.63	1.69
	Accrued Interest					5,188.36		
					3,847,464.84	3,865,071.58	0.55	1.53
MONEY MARKET FUND								
	USBMMF	First American Treasury Obligations Fund			32,839.82	32,839.82	0.01	
TOTAL PORTFOLIO					**22,054,048.26**	**22,174,175.31**	**0.77**	**1.92**

RedTree Investment Group
INCOME - SETTLED TRADES
Medina City Schools
US Bank Acct #001050970982
Attn: David Chambers
From 01-01-15 Through 01-31-15

Ex-Date	Pay-Date	Security	Amount
U.S. GOVERNMENT AGENCY NOTES			
01-17-2015	01-17-2015	Federal Home Ln Mtg 0.800% Due 01-17-17	4,800.00
			4,800.00
NET INCOME			4,800.00

FIFTH THIRD SECURITIES

Custom Dashboard

02/01/2015 - 02/01/2015

Return to Table of Contents

53-Medina City Schools (47428)

Dated: 02/04/2015

Exposure - Security Type

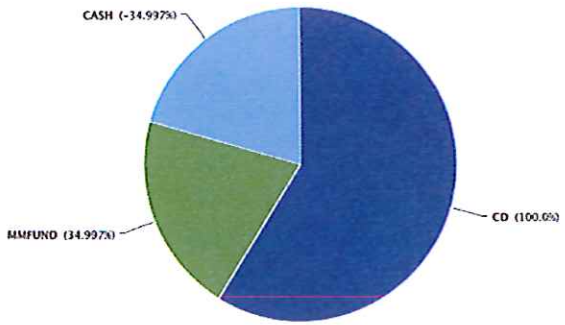

Chart calculated by: % of Base Book Value + Accrued

Cash and Fixed Income Summary

Risk Metric	*Value*
Cash	-3,500,000.00
MMFund	3,500,046.03
Fixed Income	9,975,472.77
Duration	1.874
Convexity	0.049
WAL	1.90
Years to Final Maturity	1.898
Years to Effective Maturity	1.898
Yield	0.898
Book Yield	0.732
Avg Credit Rating	A-/A3/A-

GAAP Base Income Detail



Chart calculated by: Base Net Income

Time To Maturity

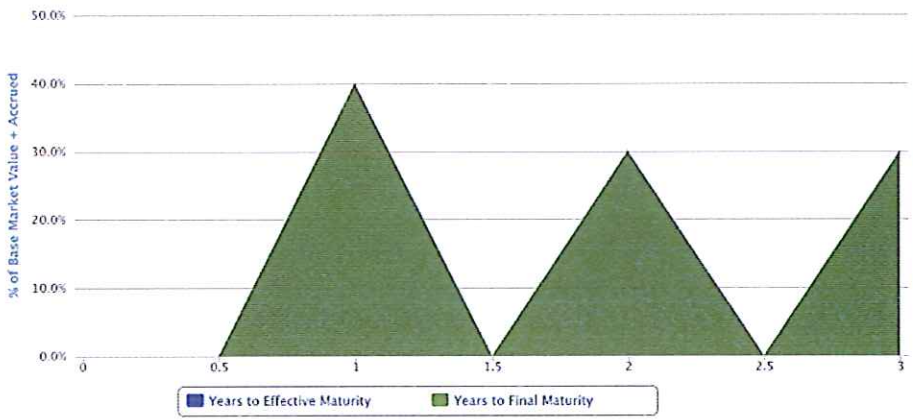

Exposure - Duration

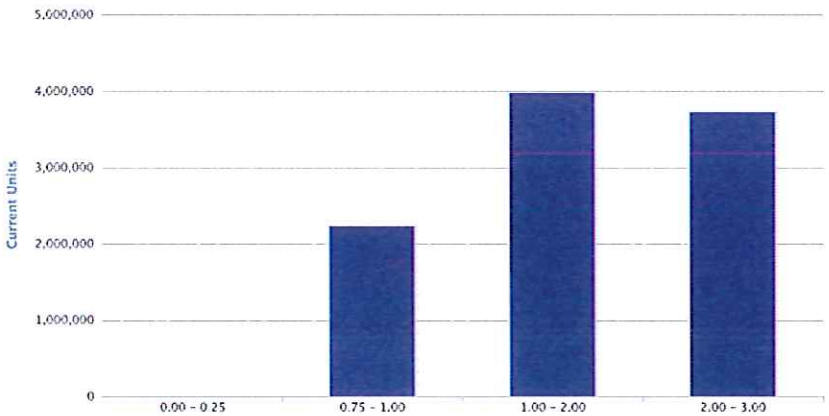

FIFTH THIRD SECURITIES

Cash Cost Basis Report

53-Medina City Schools (47428)

02/01/2015 - 02/01/2015

Return to Table of Contents

Dated: 02/04/2015

CD

Security Type, CUSIP, Settle Date	Description, Final Maturity, Coupon, Book Yield	Beginning Original Cost, Beginning Original Units, Original Price	First Coupon Date, Ending Original Purchased Accrued	MMF Payment Received Income, Coupon Received Income	Beginning Purchased Discount, Beginning Purchased Premium	Next Call Date, Coupon Frequency per Year	Disposed Net Accumulated Amortization/Accretion, Net Realized Gain/Loss, Disposed Accrued
CD 06278CM93 01/30/2015	Bank of India 01/27/2016 0.35 0.35	250,000.00 250,000.00 100.00	01/27/2016 0.00	0.00 0.00	0.00 0.00	--- Once at Maturity	0.00 0.00 0.00
CD 86604XKF2 01/28/2015	Summit Community Bank, Inc. 01/28/2016 0.30 0.30	250,000.00 250,000.00 100.00	02/28/2015 0.00	0.00 0.00	0.00 0.00	--- Monthly	0.00 0.00 0.00
CD 44043HAE9 01/28/2015	Horizon Financial Bank 01/28/2016 0.35 0.35	250,000.00 250,000.00 100.00	01/28/2016 0.00	0.00 0.00	0.00 0.00	--- Once at Maturity	0.00 0.00 0.00
CD 06426TCD9 01/28/2015	Bank of China Limited 01/28/2016 0.35 0.35	250,000.00 250,000.00 100.00	01/28/2016 0.00	0.00 0.00	0.00 0.00	--- Once at Maturity	0.00 0.00 0.00
CD 853117PL7 01/28/2015	Standard Bank and Trust Company 01/28/2016 0.35 0.35	250,000.00 250,000.00 100.00	01/28/2016 0.00	0.00 0.00	0.00 0.00	--- Once at Maturity	0.00 0.00 0.00
CD 560160AR4 01/30/2015	The Mahopac National Bank 01/29/2016 0.35 0.35	250,000.00 250,000.00 100.00	01/29/2016 0.00	0.00 0.00	0.00 0.00	--- Once at Maturity	0.00 0.00 0.00
CD 401834AC0 01/30/2015	The Guilford Savings Bank 01/29/2016 0.35 0.35	250,000.00 250,000.00 100.00	01/29/2016 0.00	0.00 0.00	0.00 0.00	--- Once at Maturity	0.00 0.00 0.00
CD 32100LAV7 01/30/2015	First Missouri State Bank of Cape County 01/29/2016 0.35 0.35	250,000.00 250,000.00 100.00	01/29/2016 0.00	0.00 0.00	0.00 0.00	--- Once at Maturity	0.00 0.00 0.00
CD 064577CB3 01/23/2015	Bank Rhode Island 01/23/2017 0.75 0.75	250,000.00 250,000.00 100.00	02/23/2015 0.00	0.00 0.00	0.00 0.00	--- Monthly	0.00 0.00 0.00
CD 320637AF8 01/23/2015	First Ipswich Bancorp 01/23/2017 0.75 0.75	250,000.00 250,000.00 100.00	02/23/2015 0.00	0.00 0.00	0.00 0.00	--- Monthly	0.00 0.00 0.00
CD 11373QAS7 01/23/2015	Brookline Bank 01/23/2017 0.75 0.75	250,000.00 250,000.00 100.00	02/23/2015 0.00	0.00 0.00	0.00 0.00	--- Monthly	0.00 0.00 0.00
CD 844772AZ6 01/27/2015	Southwest Bank 01/27/2017 0.75 0.75	250,000.00 250,000.00 100.00	02/27/2015 0.00	0.00 0.00	0.00 0.00	--- Monthly	0.00 0.00 0.00
CD 33583CMP1 01/30/2015	First Niagara Bank, National Association 01/30/2017 0.80 0.80	250,000.00 250,000.00 100.00	07/30/2015 0.00	0.00 0.00	0.00 0.00	--- Semi-Annual	0.00 0.00 0.00
CD 71270QLR5 01/28/2015	People's United Bank 01/30/2017 0.75 0.75	250,000.00 250,000.00 100.00	07/28/2015 0.00	0.00 0.00	0.00 0.00	--- Semi-Annual	0.00 0.00 0.00
CD 59013JDA4 01/30/2015	Merrick Bank Corporation 01/30/2017 0.75 0.75	250,000.00 250,000.00 100.00	02/28/2015 0.00	0.00 0.00	0.00 0.00	--- Monthly	0.00 0.00 0.00

FIFTH THIRD SECURITIES

Cash Cost Basis Report

53-Medina City Schools (47428)

02/01/2015 - 02/01/2015

Return to Table of Contents

Dated: 02/04/2015

Security Type, CUSIP, Settle Date	Description, Final Maturity, Coupon, Book Yield	Beginning Original Cost, Beginning Original Units, Original Price	First Coupon Date, Ending Original Purchased Accrued	MMF Payment Received Income, Coupon Received Income	Beginning Purchased Discount, Beginning Purchased Premium	Next Call Date, Coupon Frequency per Year	Disposed Net Accumulated Amortization/Accretion, Net Realized Gain/Loss, Disposed Accrued
CD 08883AAS1 01/30/2015	Biddeford Savings Bank 01/30/2017 0.70 0.70	250,000.00 250,000.00 100.00	02/28/2015 0.00	0.00 0.00	0.00 0.00	--- Monthly	0.00 0.00 0.00
CD 38148JHX2 01/21/2015	Goldman Sachs Bank USA 01/22/2018 1.40 1.40	250,000.00 250,000.00 100.00	07/21/2015 0.00	0.00 0.00	0.00 0.00	--- Semi-Annual	0.00 0.00 0.00
CD 02006LND1 01/22/2015	Ally Bank 01/22/2018 1.40 1.40	250,000.00 250,000.00 100.00	07/22/2015 0.00	0.00 0.00	0.00 0.00	--- Semi-Annual	0.00 0.00 0.00
CD 140420RH5 01/22/2015	Capital One Bank 01/22/2018 1.25 1.25	250,000.00 250,000.00 100.00	07/22/2015 0.00	0.00 0.00	0.00 0.00	--- Semi-Annual	0.00 0.00 0.00
CD 05580ABB9 01/23/2015	BMW Bank of North America 01/23/2018 1.35 1.35	250,000.00 250,000.00 100.00	07/23/2015 0.00	0.00 0.00	0.00 0.00	--- Semi-Annual	0.00 0.00 0.00
CD 87164DGM6 01/29/2015	Synovus Bank 01/29/2018 1.10 1.10	250,000.00 250,000.00 100.00	07/29/2015 0.00	0.00 0.00	0.00 0.00	--- Semi-Annual	0.00 0.00 0.00
CD 254672GB8 01/28/2015	Discover Bank 01/29/2018 1.30 1.30	250,000.00 250,000.00 100.00	07/28/2015 0.00	0.00 0.00	0.00 0.00	--- Semi-Annual	0.00 0.00 0.00
CD 14147VEK8 01/30/2015	Cardinal Bank 01/30/2018 1.10 1.10	250,000.00 250,000.00 100.00	02/28/2015 0.00	0.00 0.00	0.00 0.00	--- Monthly	0.00 0.00 0.00
CD 58403BU87 01/30/2015	Medallion Bank 01/30/2018 1.15 1.15	250,000.00 250,000.00 100.00	07/30/2015 0.00	0.00 0.00	0.00 0.00	--- Semi-Annual	0.00 0.00 0.00
CD 02587DXC7 01/30/2015	American Express Centurion Bank 01/30/2018 1.30 1.30	250,000.00 250,000.00 100.00	07/30/2015 0.00	0.00 0.00	0.00 0.00	--- Semi-Annual	0.00 0.00 0.00
CD 23204HCK2 01/30/2015	Customers Bank 01/30/2018 1.15 1.15	250,000.00 250,000.00 100.00	02/28/2015 0.00	0.00 0.00	0.00 0.00	--- Monthly	0.00 0.00 0.00
CD --- ---	--- --- --- ---	**6,500,000.00** **6,500,000.00** **100.00**	--- **0.00**	**0.00** **0.00**	**0.00** **0.00**	--- ---	**0.00** **0.00** **0.00**

* Grouped By: Security Type. * Groups Sorted By: Security Type. * Filtered By: Security Type ≠ "CASH" and Settle Date ≤ 01/31/2015.

FIFTH THIRD SECURITIES

Cash Cost Basis MM Report

53-Medina City Schools (47428)

02/01/2015 - 02/01/2015

Return to Table of Contents

Dated: 02/04/2015

MMFUND

Security Type, CUSIP, Settle Date	Description, Final Maturity, Coupon, Book Yield	Beginning Original Cost, Beginning Original Units, Original Price	First Coupon Date, Ending Original Purchased Accrued	MMF Payment Received Income, Coupon Received Income	Beginning Purchased Discount, Beginning Purchased Premium	Next Call Date, Coupon Frequency per Year	Disposed Net Accumulated Amortization/Accretion, Net Realized Gain/Loss, Disposed Accrued
MMFUND	FEDERATED TREASURY OBLIGA-IS	3,500,000.00	---	44.11	0.00	---	0.00
60934N500	02/01/2015	3,500,000.00	0.00	0.00	0.00	---	0.00
---	0.01	1.00					0.00
	0.01						
MMFUND	**FEDERATED TREASURY OBLIGA-IS**	**3,500,000.00**	**---**	**44.11**	**0.00**	**---**	**0.00**
60934N500	**02/01/2015**	**3,500,000.00**	**0.00**	**0.00**	**0.00**	**---**	**0.00**
---	**0.01**	**1.00**					**0.00**
	0.01						

* Grouped By: Security Type. * Groups Sorted By: Security Type. * Filtered By: Security Type = "MMFUND".

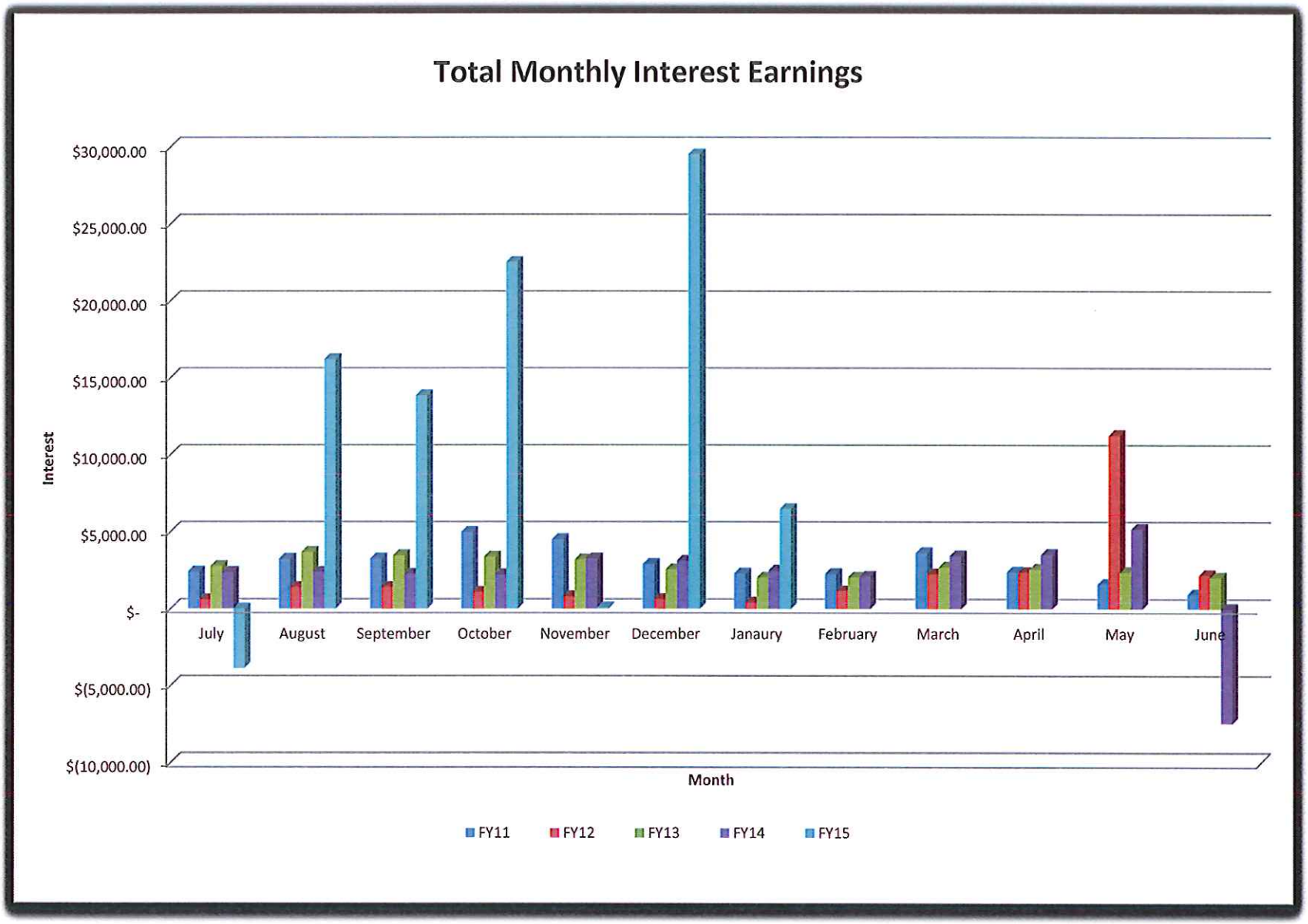
Total Monthly Interest Earnings
$30,000.00
$25,000.00
$20,000.00
$15,000.00
$10,000.00
$5,000.00
$-
$(5,000.00)
$(10,000.00)
Interest
July
August
September
October
November
December
Janaury
February
March
April
May
June
Month
FY11
FY12
FY13
FY14
FY15

F I N A N C I A L S U M M A R Y R E P O R T

Processing Month: January 2015
MEDINA CITY SCHOOL DISTRICT

Fnd	Scc	Description	Beginning Balance	MTD Revenues	FYTD Revenues	MTD Expenditures	FYTD Expenditures	Current Available Balance
001	0000	GENERAL FUND	26,122,298.67	3,342,801.41	38,950,338.08	6,572,630.35	40,813,374.37	24,259,262.38
002	0000	BOND RETIREMENT	1,123,790.47	33,580.00	727,191.07	.00	1,290,766.17	560,215.37
002	9000	BOND RETIREMENT - NEW ELE	3,865,065.17	97,950.00	2,128,730.31	.00	3,370,741.52	2,623,053.96
002	9012	LOCAL SALES TAX RETIREMEN	1,129,469.31	.00	1,204,331.25	.00	1,204,331.25	1,129,469.31
002	9014	CONSOLIDATION - ENERGY &	.09	.00	307,537.50	.00	307,537.45	.14
003	0000	PERMANENT IMPROVEMENT FUN	22,840.98	.00	.00	.00	20,000.00	2,840.98
003	9000	PERMANENT IMPROVEMENT FUN	.00	.00	989.14	.00	.00	989.14
003	9001	MEDINA COUNTY REC CENTER-	231,516.05	.00	.00	1,843.50	24,917.18	206,598.87
004	9001	NEW JR HIGH AND CANAVAN R	495.77	.00	.00	.00	.00	495.77
004	9002	FUTURE CONSTRUCTION	11,078.19	.00	.00	.00	.00	11,078.19
004	9008	NEW CONSTRUCTION - SENIOR	32,142.58	.00	.00	.00	.00	32,142.58
006	0000	LUNCHROOM FUND	133,712.44	185,576.16	1,159,644.86	176,409.17	1,156,456.02	136,901.28
006	9006	FOOD SVC FEDERAL FUNDS	86,945.46	.00	55.66	.00	69,920.52	17,080.60
007	9004	COLLINS SCHOLARSHIP/POST-	.00	.00	15,000.00	.00	.00	15,000.00
007	9110	ART TRUST - GARFIELD	9,766.18	.00	20.72	.00	.00	9,786.90
007	9333	RIOS STUDENT LEADER SCHOL	23,746.72	4,127.14	4,177.51	.00	.00	27,924.23
007	9901	BIXLER SCHOLARSHIP FUND	125.00	.00	.00	.00	.00	125.00
008	9002	KANEHL MUSIC TRUST	30,414.17	.00	88.09	.00	.00	30,502.26
008	9003	RICHARD HOFFMAN COLLINS M	678,776.06	.00	25,776.85-	.00	20,000.00	632,999.21
008	9112	ELAINE BUSHMAN FUND	18,034.33	.00	42.01-	.00	.00	17,992.32
009	9110	UNIFORM SUPPLIES GARFIELD	21,820.28	230.00	6,161.99	123.74	4,863.60	23,118.67
009	9111	SCHOOL STORE GARFIELD	780.03	.00	5.64	.00	50.00	735.67
009	9120	UNIFORM SUPPLIES - CANAVA	12,775.89	90.32	11,024.69	.00	5,894.47	17,906.11
009	9122	SCHOOL STORE - CANAVAN	586.69	.00	.00	.00	.00	586.69
009	9130	UNIFORM SUPPLIES - FENN	26,585.57	330.75	11,682.71	101.16	5,851.46	32,416.82
009	9140	UNIFORM SUPPLIES - HERITA	5,733.68	515.00	9,262.00	.00	4,308.28	10,687.40
009	9160	UNIFORM SUPPLIES - BLAKE	1,067.51	129.97	13,191.97	711.43	12,616.82	1,642.66
009	9170	UNIFORM SUPPLIES - RALPH	14,050.74	219.50	19,066.50	311.69	17,981.91	15,135.33
009	9171	SCHOOL STORE WAITE	2,564.97	.00	.00	.00	2,564.97	.00
009	9180	UNIFORM SUPPLIES - ELIZA	11,270.05	120.00	11,958.00	1,783.74	16,085.72	7,142.33
009	9181	SCHOOL STORE NORTHROP	1,245.07	.00	.00	.00	.00	1,245.07
009	9200	UNIFORM SUPPLIES - CLAGGE	110,142.94	1,178.00	26,153.61	70.04	31,685.15	104,611.40
009	9210	UNIFORM SUPPLIES - A.I. R	53,635.21	576.44	23,805.43	308.98	23,818.46	53,622.18
009	9300	UNIFORM SUPPLIES - SENIOR	111,236.94	8,879.35	80,758.15	7,550.82	90,316.47	101,678.62
009	9304	AVIATION/PHOTOGAPHY	3.87	.00	.00	.00	.00	3.87
014	9014	JUV DET CTR FY 14	18,943.70	.00	67,794.74	.00	64,952.77	21,785.67
014	9015	MEDINA CNTY JUV DET CNTR	.00	10,710.00	96,413.23	32,022.73	136,195.73	39,782.50-
014	9111	CFIT FY11	5,550.01	.00	.00	.00	.00	5,550.01
014	9113	EVOLVE FY13	17,598.12-	.00	.00	.00	.00	17,598.12-
014	9114	EVOLVE FY14	5,920.32	.00	4,215.75	.00	68,899.41	58,763.34-
014	9115	EVOLVE FY 15	.00	.00	275,300.00	74,902.33	242,901.36	32,398.64
014	9600	Food Service	3,625.23	.00	.00	62.56	629.54	2,995.69
016	0000	EMERGENCY LEVY	3,253,992.18	.00	3,257,953.13	180,405.99	772,760.58	5,739,184.73
018	0000	PRINT SHOP	8,992.57	694.00	1,002.76	.00	3,382.00	6,613.33
018	9000	PUBLIC SCHOOL SUPPORT - S	16.70	.00	.00	.00	.00	16.70
018	9110	PRINCIPAL'S FUND - GARFIE	40,610.79	1,549.79	2,473.79	1,088.37	5,539.66	37,544.92

Fnd	Scc	Description	Beginning Balance	MTD Revenues	FYTD Revenues	MTD Expenditures	FYTD Expenditures	Current Available Balance
018	9113	GARFIELD MEDIA CENTER	681.92	.00	3,241.05	.00	3,226.87	696.10
018	9120	PRINCIPAL - CANAVAN	50,617.76	3,508.66	4,634.61	940.00	9,236.26	46,016.11
018	9123	BOOK FAIR - CANAVAN	10,119.82	.00	5,760.46	.00	5,773.13	10,107.15
018	9130	PRINCIPAL - FENN	43,883.48	393.23	2,814.92	2,132.00-	7,468.08	39,230.32
018	9132	FENN SCHOOL STORE	465.46	.00	.00	.00	.00	465.46
018	9133	BOOK FAIR - FENN	7,811.66	4.01	47.96	.00	.00	7,859.62
018	9135	MEDINA SKI TEAM - DISTRIC	5,148.34	743.00	3,543.00	.00	.00	8,691.34
018	9140	PRINCIPAL'S FUND - HERITA	24,245.99	2,673.35	4,958.51	603.29	2,778.66	26,425.84
018	9143	HERITAGE MEDIA CENTER	16,053.58	.00	5,796.91	.00	6,023.36	15,827.13
018	9160	PRINCIPAL'S FUND - H G BL	38,960.09	4,316.77	4,929.93	312.42	2,185.31	41,704.71
018	9163	BLAKE MEDIA CENTER	7,143.54	5.95	6,053.52	.00	1,287.21	11,909.85
018	9164	FIELD TRIPS/BLAKE ELEMENT	.34	.00	.00	.00	.00	.34
018	9170	PRINCIPALS FUND - RALPH W	55,241.97	3,819.02	9,202.44	355.00	6,356.19	58,088.22
018	9173	MEDIA CENTER RALPH WAITE	692.33	17.00	7,599.95	.00	5,548.11	2,744.17
018	9174	FIELD TRIPS RALPH WAITE E	.00	1,041.34	3,398.04	.00	.00	3,398.04
018	9180	PRINCIPALS FUND ELIZA NOR	27,804.04	3,617.08	9,257.88	1,412.56	8,173.85	28,888.07
018	9183	MEDIA CENTER ELIZA NORTHR	3,820.18	17.59-	5,399.74	5,167.24	5,167.24	4,052.68
018	9184	FIELD TRIPS ELIZA NORTHRO	2,719.70	.00	146.00	.00	2,719.70	146.00
018	9200	PRINCIPAL'S FUND - CLAGGE	84,425.01	562.90	10,988.69	2,501.94	11,003.38	84,410.32
018	9201	CLAGGETT M.S. - WASHINGTO	77.09	.00	.00	.00	.00	77.09
018	9203	CLAGGETT M.S. MEDIA CENTE	5,471.96	10.00	4,428.59	.00	4,734.02	5,166.53
018	9210	PRINCIPAL'S FUND - ROOT M	18,426.77	1,997.71	19,125.71	828.07	15,013.12	22,539.36
018	9211	ROOT M.S. MEDIA CENTER	8,892.89	12.98	4,385.93	225.85	3,538.82	9,740.00
018	9212	ROOT M.S. - WASHINGTON TR	355.00	.00	.00	.00	.00	355.00
018	9300	PRINCIPAL'S FUND - SENIOR	44,456.11	5,653.78	16,068.12	4,033.84	19,908.79	40,615.44
018	9301	MEDIA CENTER FUND	1,146.10	.00	.00	.00	50.00	1,096.10
018	9302	SPECIAL FUNDRAISER - SENI	37,086.18	.00	.00	.00	.00	37,086.18
018	9303	PERFORMING ARTS	91,635.98	1,950.00	15,284.00	4,516.35	51,048.89	55,871.09
018	9304	BATTLING BEES BOOKSTORE	12,657.06	583.95	4,898.00	4,053.29	8,980.77	8,574.29
018	9305	FLEXIBLE CREDIT FUND	6,712.43	150.00	300.00	90.08	150.15	6,862.28
018	9900	INSERVICE - CENTRAL	3,702.01	.00	.00	.00	.00	3,702.01
018	9901	PUBLIC SCHOOL SUPPORT - I	18,280.96	.00	.00	.00	2,458.90	15,822.06
018	9902	INSERVICE - SUPERINTENDEN	30,648.72	.00	.00	.00	5,927.80	24,720.92
018	9903	BOARD/STUDENT DEVELOPMENT	2,800.00	.00	.00	.00	.00	2,800.00
018	9904	WELLNESS FUND	502.00	.00	.00	.00	.00	502.00
018	9905	PUBLIC SCHOOL SUPPORT/STU	41,180.15	.00	16,000.00	.00	.00	57,180.15
018	9906	COMMUNICATIONS - PUBLIC S	2,653.03	.00	3,830.00	.00	5,785.50	697.53
018	9910	MAINTENANCE DEPARTMENT	4,342.09	.00	.00	.00	439.73	3,902.36
018	9920	TRSP FUND	3,290.70	.00	.00	.00	.00	3,290.70
018	9930	Resource Connection	1,500.00	.00	.00	.00	.00	1,500.00
018	9931	BUZZ ARTS FUND	2,572.20	.00	.00	.00	2,572.20	.00
019	9014	MCDAC FY14	.00	20,592.00	20,592.00	.00	.00	20,592.00
019	9015	MCDAC GRANT FY15	.00	.00	41,184.00	14,498.58	57,400.81	16,216.81-
019	9018	LOWE'S LIGHT UP GARFIELD	48.08	.00	.00	.00	.00	48.08
019	9020	RIF PROGRAM GRANT - NORTH	400.73	.00	.00	.00	.00	400.73
019	9021	JENNINGS - BLAKE - BRYNIA	.82	.00	.00	.00	.00	.82

Fnd	Scc	Description	Beginning Balance	MTD Revenues	FYTD Revenues	MTD Expenditures	FYTD Expenditures	Current Available Balance
019	9029	MARTHA HOLDEN JENNINGS GR	6.82	.00	.00	.00	.00	6.82
019	9030	PERFORMANCE BASED ASSESSM	79.76	.00	.00	.00	.00	79.76
019	9031	PBA FY11	256.96	.00	.00	.00	.00	256.96
019	9113	ACS-HACH CHEMISTRY GRANT	96.34	.00	.00	.00	.00	96.34
019	9142	STEPHENSON FOUNDATION-MHS	4,500.00	.00	.00	4,500.00	4,500.00	.00
019	9213	VIDEO CLUB GRANT - MHS	1,687.82	.00	.00	.00	1,685.00	2.82
019	9313	JENNINGS - NORTHROP - MIL	13.86	.00	.00	.00	.00	13.86
019	9413	3M AND OTHER GRANT	152.03	.00	.00	.00	.00	152.03
019	9513	NEA STUDENT ACHIEVEMENT G	191.88	.00	.00	.00	.00	191.88
019	9613	FUEL UP - CONDOSTA - ROOT	2,412.20	.00	.00	.00	.00	2,412.20
019	9715	FUEL UP - BLAKE - FY15	.00	2,660.00	2,660.00	.00	.00	2,660.00
020	9001	TRANSPORTATION ENTERPRISE	16,708.15	1,576.41	39,480.89	1,151.90	3,056.40	53,132.64
022	9000	Unclaimed funds	14,292.43	.00	7,318.88	.00	4,797.36	16,813.95
022	9093	DIVERSION PROGRAM FED MON	1,000.00	.00	.00	.00	.00	1,000.00
022	9094	DIVERSION PROGRAM - FED.	1,000.00	.00	.00	.00	.00	1,000.00
022	9300	OH HIGH SCHOOL ATH ASSOC	3,305.72	.00	41,707.62	.00	42,321.69	2,691.65
022	9999	PERFORMING ARTS CENTER	.00	.00	54.00	.00	.00	54.00
024	9001	MEDICAL AND DRUG/SELF INS	4,441,503.64	659,534.12	4,578,666.00	501,164.27	4,104,474.79	4,915,694.85
024	9002	DENTAL SELF INSURANCE FUN	515,324.93	48,251.99	333,119.06	49,061.76	403,929.26	444,514.73
024	9005	WC - SELF INSURANCE	99,166.35	.00	.00	.00	99,166.35	.00
024	9094	FLEX PRO	27,252.14	.00	.00	.00	.00	27,252.14
027	0000	WORKMANS COMP.-SELF INS	.00	15,006.02	173,884.05	19,972.44	49,922.08	123,961.97
071	9013	LOCAL SALES TAX PERMANENT	2,345,222.98	749,921.17	2,160,386.67	12,569.17	2,888,698.22	1,616,911.43
200	9110	GARFIELD STUDENT COUNCIL/	542.42	96.56	627.43	.00	22.34	1,147.51
200	9121	ELLA CANAVAN STUDENT COUN	1,081.65	.00	313.49	.00	297.00	1,098.14
200	9134	FENN STUDENT BUSINESS	.12	.00	.12-	.00	.00	.00
200	9140	STUDENT COUNCIL - HERITAG	143.19	.00	.28	.00	.00	143.47
200	9184	NORTHRUP ELEMENTARY STUDE	84.04	.00	45.94	.00	84.05	45.93
200	9185	K-KIDS KIWANIS ACTIVITY C	1,795.55	.00	1,439.40	578.22	907.22	2,327.73
200	9202	CLAGGETT MIDDLE SCH. STUD	8,168.90	.00	1,134.39	405.74	1,776.84	7,526.45
200	9203	PEP CLUB - CLAGGETT MIDDL	1,336.72	.00	2.84	.00	.00	1,339.56
200	9204	CLAGGETT MIDDLE SCHOOL CH	382.34	.00	.81	.00	.00	383.15
200	9205	CLAGGETT MIDDLE SCH. BUIL	1,636.32	.00	2.75	.00	.00	1,639.07
200	9208	MAT CLUB - CLAGGETT MIDDL	768.50	.00	.72	.00	.00	769.22
200	9209	CLAGGETT MIDDLE SCHOOL DR	8,339.04	.00	16.96	.00	773.50	7,582.50
200	9211	WORK STUDY CLUB	100.00	.00	.20	.00	.00	100.20
200	9213	ENVIRONMENTAL CLUB - CLAG	83.94	.00	.00	.00	.00	83.94
200	9251	PEP CLUB - ROOT M.S.	796.79	.00	1.54	165.85	165.85	632.48
200	9252	CHEERLEADERS - ROOT M.S.	39.29	.00	.08	.00	.00	39.37
200	9253	BUILDERS' CLUB - ROOT M.S	3,076.09	.00	6.53	.00	.00	3,082.62
200	9255	MAT CLUB - ROOT M.S.	44.75	.00	.00	.00	44.75	.00
200	9256	DRAMA CLUB - ROOT M.S.	1,989.07	.00	4.22	.00	.00	1,993.29
200	9257	ENVIRONMENTAL CLUB - ROOT	285.01	.00	.60	274.00	274.00	11.61
200	9258	STUDENT COUNCIL - ROOT M.	3,332.93	.00	7.06	.00	.00	3,339.99
200	9260	EXPLORERS TEAM - ROOT M S	178.23	.00	.00	.00	178.23	.00
200	9301	YOUNG AMERICANS FOR FREED	.00	195.25	195.25	.00	.00	195.25

F I N A N C I A L S U M M A R Y R E P O R T

Processing Month: January 2015
MEDINA CITY SCHOOL DISTRICT

Fnd	Scc	Description	Beginning Balance	MTD Revenues	FYTD Revenues	MTD Expenditures	FYTD Expenditures	Current Available Balance
200	9302	ART CLUB	129.51	.00	.27	.00	.00	129.78
200	9303	AMERICAN FIELD SERVICE	350.29	.00	.74	.00	.00	351.03
200	9304	CAREER ASSOCIATION	234.79	.00	.50	.00	.00	235.29
200	9305	CHEMCLUB	.00	.00	255.00	.00	.00	255.00
200	9307	CHOIR	37,024.60	514.00	19,097.30	620.88	17,914.29	38,207.61
200	9308	COMPUTER CLUB	64.00	.00	.15	.00	.00	64.15
200	9310	DELTA EPSILON PHI - NAT'L	.45	.00	.00	.00	.00	.45
200	9312	DRAMA CLUB	35,053.84	10,910.25	13,067.40	1,640.61	2,720.95	45,400.29
200	9315	LEADER WITHIN U	267.63	.00	.57	.00	.00	268.20
200	9316	FRENCH CLUB	8.71	.00	.00	.00	.00	8.71
200	9318	G. L. C.	1,892.06	25.00	994.69	.00	880.27	2,006.48
200	9321	KEY CLUB	1,657.19	.00	2,716.75	.00	2,207.39	2,166.55
200	9323	MEDINAMITE	967.81	.00	2.05	300.00	300.00	669.86
200	9324	MEDINIAN	14,033.16	2,067.00	6,884.66	.00	10,827.00	10,090.82
200	9325	MUSIC - BAND	9,592.91	.00	3,101.27	373.15	2,563.99	10,130.19
200	9326	NATIONAL HONOR SOCIETY	6,046.91	.00	12.66	22.85	107.85	5,951.72
200	9327	ORCHESTRA	16,286.52	.00	2,079.54	.00	612.07	17,753.99
200	9330	SCIENCE OLYMPIAD CLUB	132.35	.00	.26	.00	.00	132.61
200	9331	SKI CLUB	.05	.00	.10-	.00	.00	.05-
200	9332	SPANISH CLUB	4,684.28	.00	2,637.41	.00	849.15	6,472.54
200	9333	STUDENT COUNCIL	57,417.51	.00	26,757.30	1,556.43	20,546.88	63,627.93
200	9334	WORK STUDY CLUB	46.00	.00	4,560.59	.00	.00	4,606.59
200	9335	LATIN CLUB	1,472.00	2,775.00	4,248.87	.00	926.60	4,794.27
200	9336	INTERACT ORGANIZATION	1,558.32	.00	3.31	.00	.00	1,561.63
200	9339	SPEECH/DEBATE CLUB	6,467.42	199.00	15,797.64	1,891.50	16,437.54	5,827.52
200	9340	S. A. D. D.	805.40	.00	555.64	154.42	195.13	1,165.91
200	9345	INTERNATIONAL CLUB	4,630.79	.00	9.82	.00	.00	4,640.61
200	9346	PENGUIN BOWL/NOSB	4.42	.00	.00	.00	.00	4.42
200	9350	TECHNOLOGY CLUB	427.63	.00	802.32	63.75	301.47	928.48
200	9351	THE JUNIOR STATESMEN OF A	1,153.75	.00	2.45	.00	.00	1,156.20
200	9352	VIDEO CLUB - SR HI	11,840.41	.00	23.03	.00	980.63	10,882.81
200	9353	CHINESE CLUB	551.94	.00	198.42	.00	66.11	684.25
200	9355	GAY STRAIGHT ALLIANCE	269.86	.00	.57	.00	.00	270.43
200	9380	V O F T	39,328.95	840.00	6,479.21	.00	6,348.50	39,459.66
200	9408	CLASS OF 2008	.00	.00	66.00	.00	.00	66.00
200	9410	CLASS OF 2010	.70	.00	.70-	.00	.00	.00
200	9412	CLASS OF 2012	2,655.86	.00	.00	.00	.00	2,655.86
200	9413	CLASS OF 2013	702.47	.00	1.50	.00	.00	703.97
200	9414	CLASS OF 2014	1,758.34	.00	2.79	.00	145.66	1,615.47
200	9415	CLASS OF 2015	5,534.71	.00	2,967.36	.00	5,606.60	2,895.47
200	9416	CLASS OF 2016	3,361.41	15,396.71	15,403.11	.00	487.10	18,277.42
200	9417	CLASS OF 2017	1,892.84	49.00	697.60	.00	.00	2,590.44
200	9418	CLASS OF 2018	.00	48.99	1,194.18	.00	33.94	1,160.24
200	9999	GENERIC STUDENT ACTIV. FD	.01	.00	.00	.00	.00	.01
300	0000	ATHLETIC FUND	202,608.36	31,138.19	244,694.94	24,522.15	239,734.86	207,568.44
300	9121	WORLD WATCHER'S CLUB	7,362.04	.00	.00	.00	.00	7,362.04

Fnd	Scc	Description	Beginning Balance	MTD Revenues	FYTD Revenues	MTD Expenditures	FYTD Expenditures	Current Available Balance
300	9201	CLAGGETT MIDDLE SCH. BAND	18,803.36	.00	25,822.75	3,079.35	18,608.82	26,017.29
300	9202	CLAGGETT MIDDLE SCH. ORCH	223.00	.00	.00	.00	.00	223.00
300	9203	CLAGGETT MIDDLE SCHOOL LI	370.00	.00	.00	.00	.00	370.00
300	9204	CLAGGETT M.S. CHOIR FUND	634.10	.00	.00	.00	.00	634.10
300	9206	P A N D A	808.93	.00	.00	.00	808.93	.00
300	9207	PEACEMAKERS CLUB - CLAGGE	517.08	.00	.00	.00	517.08	.00
300	9208	CLAGGETT - 6TH GRADE TRIP	4,343.22	1,495.00	94,187.00	.00	98,274.22	256.00
300	9250	ROOT M.S. BAND FUND	15,449.59	.00	21,116.50	345.40	16,028.94	20,537.15
300	9251	ROOT M.S. ORCHESTRA FUND	1,145.24	147.30	147.30	377.39	377.39	915.15
300	9252	ROOT M.S. CHOIR FUND	3,270.15	.00	.00	.00	.00	3,270.15
300	9256	LEAPING LIZARDS	37.47	.00	.00	.00	37.47	.00
300	9257	COMETS TEAM	.55	.00	.00	.00	.55	.00
300	9258	ROOT - DISTRICT SUPERVISE	84,236.23	952.50	11,232.50	.00	91,412.75	4,055.98
300	9259	ROOT DANCE TEAM	528.00	.00	.00	.00	.00	528.00
300	9302	BOYS VOLLEYBALL	4,358.13	.00	.00	.00	955.65	3,402.48
300	9303	HUDDLE/SHUDDLE	1,165.43	.00	1,310.00	11.64	416.79	2,058.64
300	9304	LINK CREW	2,585.50	.00	40.00-	20.00	1,990.55	554.95
300	9305	MHS DANCE TEAM	399.00	.00	1,907.00	400.00	658.50	1,647.50
300	9306	MHS - DISTRICT SUPERVISED	.00	217.50	217.50	.00	.00	217.50
300	9313	DRAMA/MUSICAL	21,650.15	.00	.00	5,545.00	5,545.00	16,105.15
300	9325	BAND - DISNEYLAND	10,117.96	.00	83,260.00	.00	83,820.00	9,557.96
300	9334	BEEHIVE CAFE	11,956.61	1,094.86	8,414.87	330.38	9,489.47	10,882.01
300	9380	V O F T	640.58	.00	.00	.00	.00	640.58
300	9390	PERU TRIP	.00	768.00	768.00	.00	.00	768.00
401	9014	ST FRAN FY14	135,390.10	.00	.00	.00	135,390.10	.00
401	9015	AUXILIARY FUNDS/ST FRANCI	.00	.00	260,691.26	15,228.08	97,909.79	162,781.47
401	9024	AUX FUNDS NURTURY FY14	4,810.78	.00	.00	.00	4,810.78	.00
401	9025	AUX FUNDS NURTURY FY15	.00	.00	7,974.37	885.00	1,158.00	6,816.37
401	9034	AUX FUNDS MCA FY14	22,369.05	.00	3.42	.00	22,369.05	3.42
401	9035	AUX FUNDS MCA FY15	.00	.00	78,455.28	11,669.16	48,308.52	30,146.76
401	9044	KIDS COUNTRY FY14	9,009.82	.00	.67	.00	9,009.82	.67
401	9045	KIDS COUNTRY FY15	.00	.00	7,320.90	483.99	986.34	6,334.56
401	9064	SM WONDERS FY14	1,094.40	.00	.17	.00	.00	1,094.57
432	9097	MANAGE. INFO. SYS. FUND	.80	.00	.00	.00	.00	.80
450	9008	SCHOOLNET PLUS FY2008: GR	1.00	.00	.00	.00	.00	1.00
451	9013	CONNECTIVITY 2013	800.00	.00	.00	.00	.00	800.00
451	9014	CONNECTIVITY FY14	.00	.00	9,000.00	.00	.00	9,000.00
452	9008	SCHOOLNET PROFESSIONAL DE	66.15	.00	.00	.00	.00	66.15
463	9014	ALT ED FY14	.00	.00	2,500.00	.00	2,500.00	.00
463	9015	ALT ED FY15	.00	.00	.00	5,275.54	20,889.44	20,889.44-
499	9012	INTERN PSYCH FY12	45.81	.00	.00	.00	.00	45.81
499	9013	INTERN PSYCH FY13	39.97	.00	.00	.00	.00	39.97
499	9014	INTERN PSYCH FY14	31,382.40-	.00	31,382.40	.00	.00	.00
499	9015	INTERN PSYCH FY15	.00	.00	12,599.42	3,681.57	14,577.85	1,978.43-
499	9024	LOCAL GOVERNMENT INNOVATI	18,000.00	.00	.00	.00	10,250.00	7,750.00
499	9039	INTERN PSYCHOLOGIST GRANT	2.20	.00	.00	.00	.00	2.20

F I N A N C I A L S U M M A R Y R E P O R T

Processing Month: January 2015
MEDINA CITY SCHOOL DISTRICT

Fnd	Scc	Description	Beginning Balance	MTD Revenues	FYTD Revenues	MTD Expenditures	FYTD Expenditures	Current Available Balance
499	9112	E-TECH BLENDED LEARNING G	924.57	.00	.00	209.13	602.86	321.71
506	9014	RESIDENT EDUCATOR GRANT	1,516.00	.00	.00	.00	566.00	950.00
516	9014	SIX B FY14	17,019.89-	.00	.00	.00	172,558.26	189,578.15-
516	9015	TITLE VI-B	.00	209,911.82	715,376.57	123,096.90	586,085.98	129,290.59
516	9114	Deslexia Grant FY14	8,427.76-	.00	24,626.51	.00	16,198.75	.00
551	9015	TITLE III IMMIGRANT FY 15	.00	.00	892.11	.00	1,189.48	297.37-
551	9115	TITLE III LEP FY15	.00	.00	7,650.96	.00	10,001.29	2,350.33-
572	9014	TITLE I FY14	5,208.71-	.00	.00	.00	146,820.45	152,029.16-
572	9015	TITLE I-D FY 15	.00	73,185.46	353,883.85	46,812.97	228,451.68	125,432.17
572	9114	TITLE I-D FY14	282.75-	.00	.00	.00	26,444.50	26,727.25-
572	9115	TITLE I-D FY 15	.00	2,390.78	32,895.69	1,959.93	7,186.41	25,709.28
587	9014	PRESCHOOL FY14	465.76-	.00	.00	.00	4,319.28	4,785.04-
587	9015	PRESCHOOL FY 15	.00	4,747.55	17,521.85	6,031.20	17,767.13	245.28-
590	9014	TITLE II-A FY14	7,787.12	.00	.00	.00	78,645.32	70,858.20-
590	9015	TITLE II-A FY15	.00	19,380.40	122,700.69	14,896.99	59,374.06	63,326.63
		Grand Total All Funds	46,243,412.61	5,596,388.80	58274,593.53	7,949,061.82	60035,481.85	44482,524.29
		Total Invested Funds	.00					

Check#	Check Date	Org Sta	Vendor Paid	Check Amount	Status Date
006825	01/02/2015	C/C	MEMO -MEDINA CITY SCHOOLS	1,639,739.32	
006832	01/15/2015	M/V	MEMO - MEDICAL MUTUAL	104,662.08	01/15/2015
006833	01/15/2015	M/M	MEMO - MEDICAL MUTUAL	104,662.06	
006834	01/16/2015	M/M	MEMO - FLEXSAVE	518.50	
006835	01/16/2015	M/M	GORDON FOOD SERVICE	3,418.41	
006836	01/20/2015	M/M	SYSCO FOOD SERVICES CLEVELAND	8,510.15	
006837	01/20/2015	M/M	SYSCO FOOD SERVICES CLEVELAND	554.46	
006838	01/20/2015	M/M	GORDON FOOD SERVICE	12,102.96	
006839	01/21/2015	M/M	MEMO MET LIFE INSURANCE	4,042.28	
006840	01/21/2015	M/M	MEMO - MEDICAL MUTUAL	139,202.03	
006841	01/21/2015	M/M	MEMO MET LIFE INSURANCE	49,061.76	
006842	01/22/2015	M/M	MEMO - U.S. BANK PURCHASE CARD	2,396.67	
006843	01/22/2015	M/M	MEMO - U.S. BANK	1,660.00	
006844	01/30/2015	M/M	MEMO - BUREAU WORK COMP	1,373.44	
006846	01/23/2015	M/M	OHIO DEPT OF ED - MEMO CK	89,250.87	
006847	01/09/2015	M/M	OHIO DEPT OF ED - MEMO CK	89,250.89	
006848	01/27/2015	M/M	MEMO - MEDICAL MUTUAL	106,065.72	
006849	01/30/2015	M/M	MEMO --S T R S	194,024.26	
006850	01/30/2015	M/M	MEMO --S E R S	7,959.93	
006851	01/30/2015	M/M	MEMO - FIRST MERIT BANK	73,374.76	
006852	01/30/2015	M/M	MEMO - BUREAU WORK COMP	15,006.02	
006853	01/30/2015	M/M	MEMO-MCSD SELF INS. MEDICAL	539,199.18	
006854	01/30/2015	M/M	MEMO DENTAL SELF	41,178.54	
006855	01/30/2015	M/M	MEMO MET LIFE INSURANCE	3,937.07	
006856	01/30/2015	M/M	MEMO --S T R S	404,476.00	
006857	01/30/2015	M/M	MEMO --S E R S	127,856.00	
006858	01/13/2015	M/M	MEMO - MEDICAL MUTUAL	151,234.46	
604084	01/13/2015	W/R	AAA AUTO CLUB	85.00	01/30/2015
604085	01/13/2015	W/R	ABC THERAPY, LTD	10,009.64	01/14/2015
604086	01/13/2015	W/R	ALL FIRED UP	380.00	01/30/2015
604087	01/13/2015	W/R	AMAZON.COM	1,591.21	01/30/2015
604088	01/13/2015	W/R	ANTHONY BELSITO	54.00	01/30/2015
604089	01/13/2015	W/R	APEX LEARNING, INC.	17,500.00	01/30/2015
604090	01/13/2015	W/R	APPLE MOBILE LEASING, INC	10,000.00	01/30/2015
604091	01/13/2015	W/R	ARMSTRONG CABLE	159.90	01/30/2015
604092	01/13/2015	W/R	ASHLAND UNIVERSITY TELEGO CTR	810.00	01/30/2015
604093	01/13/2015	W/R	BAKER & TAYLOR COMPANY	826.77	01/30/2015
604094	01/13/2015	W/R	BARNES & NOBLE BOOKSELLERS,	521.00	01/30/2015
604095	01/13/2015	W/R	BARRETT'S WINDOW CLEANING CO.	250.00	01/30/2015
604096	01/13/2015	W/R	MONARCH SCHOOL	19,960.00	01/30/2015
604097	01/13/2015	W/R	BEST BUY	483.99	01/30/2015
604098	01/13/2015	W/R	BOOKSOURCE	480.98	01/30/2015
604099	01/13/2015	W/R	BRADLEY DALZELL	840.31	01/14/2015
604100	01/13/2015	W/R	BREWER-GARRETT COMPANY	13,500.00	01/30/2015
604101	01/13/2015	W/R	BRICKER & ECKLER LLP	8,744.02	01/30/2015
604102	01/13/2015	W/R	BSN SPORTS	215.00	01/30/2015
604103	01/13/2015	W/R	BUEHLER'S MARKETS	63.39	01/30/2015
604104	01/13/2015	W/R	C MARTIN TRUCKING	1,262.02	01/30/2015
604105	01/13/2015	W/R	CAMPUS TEAMWEAR	165.85	01/30/2015
604106	01/13/2015	W/R	CARDINAL BUS SALES &	3,759.66	01/30/2015
604107	01/13/2015	W/R	CAROLINA BIOLOGICAL SUPPLY CO.	46.87	01/30/2015
604108	01/13/2015	W/R	CARQUEST AUTO PARTS	534.70	01/30/2015

Check#	Check Date	Org Sta	Vendor Paid	Check Amount	Status Date
604109	01/13/2015	W/R	DOMINIC'S PIZZA	96.56	01/30/2015
604110	01/13/2015	W/R	CATHY LASHER	166.06	01/14/2015
604111	01/13/2015	W/R	CDI COMPUTER DEALERS, INC.	41,230.00	01/30/2015
604112	01/13/2015	W/R	CENTRAL INSTRUMENT CO.	999.00	01/30/2015
604113	01/13/2015	W/R	CENTRAL RESTAURANT PRODUCTS	44.97	01/30/2015
604114	01/13/2015	W/R	CHARLENE FABIAN	114.46	01/14/2015
604115	01/13/2015	W/R	CHRISTINA HANK	803.60	01/14/2015
604116	01/13/2015	W/R	CHUCK'S CUSTOM, LLC	62.27	01/30/2015
604117	01/13/2015	W/R	CLEVELAND TOOL & CUTTER	53.25	01/30/2015
604118	01/13/2015	W/R	COLUMBIA GAS OF OHIO,INC	29.99	01/30/2015
604119	01/13/2015	W/R	CRISIS PREVENTON INST, INC.	1,488.69	01/30/2015
604120	01/13/2015	W/W	CRISTI HORNICK	44.58	
604121	01/13/2015	W/R	CROSS THREAD SOLUTIONS LLC	1,770.90	01/30/2015
604122	01/13/2015	W/R	CROWN TROPHY OF MEDINA	831.00	01/30/2015
604123	01/13/2015	W/R	CUMMINS-ALLISON CORP.	696.00	01/30/2015
604124	01/13/2015	W/R	DAMON INDUSTRIES	498.30	01/30/2015
604125	01/13/2015	W/R	DARLENE SPARKS	33.60	01/14/2015
604126	01/13/2015	W/R	DC SYSTEMS, INC.	592.00	01/30/2015
604127	01/13/2015	W/R	DELL COMPUTER CORPORATION	29,654.40	01/30/2015
604128	01/13/2015	W/R	DEREK CROOKS	150.00	01/30/2015
604129	01/13/2015	W/R	EASY GRAPHICS CORP	30,017.00	01/30/2015
604130	01/13/2015	W/R	FEDERAL EXPRESS CORP	58.95	01/30/2015
604131	01/13/2015	W/R	FINE-LINE COMMUNICATIONS INC.	1,200.00	01/30/2015
604132	01/13/2015	W/R	FOLLETT SCHOOL SOLUTIONS, INC.	795.09	01/30/2015
604133	01/13/2015	W/R	FRANKLIN COVEY -LEADER IN ME	1,276.00	01/30/2015
604134	01/13/2015	W/R	THE LEADER IN ME STORE	299.37	01/30/2015
604135	01/13/2015	W/R	FRANKLIN COVEY	99.72	01/30/2015
604136	01/13/2015	W/R	FRONTIER	5,775.61	01/30/2015
604137	01/13/2015	W/R	FULL COMPASS SYSTEMS, LTD.	2,672.88	01/30/2015
604138	01/13/2015	W/R	GALLEY PRINTING, INC.	240.00	01/30/2015
604139	01/13/2015	W/R	GARDIA CORP.	225.00	01/30/2015
604140	01/13/2015	W/R	GORDON FLESCH COMPANY, INC.	308.03	01/30/2015
604141	01/13/2015	W/R	GORDON FOOD SERVICE	86.46	01/30/2015
604142	01/13/2015	W/R	GORDON FOOD SERVICE	105.52	01/30/2015
604143	01/13/2015	W/R	GRAINGER SUPPLY CO	359.85	01/30/2015
604144	01/13/2015	W/R	GRIZZLY AUTO & TIRE	394.64	01/30/2015
604145	01/13/2015	W/R	HD SUPPLY FACILITIES	47.80	01/30/2015
604146	01/13/2015	W/R	HEINEMANN	1,054.35	01/30/2015
604147	01/13/2015	W/R	HOBART SALES&SERV,HMR/INNOTECH	670.64	01/30/2015
604148	01/13/2015	W/R	RIVERSIDE PUBLISHING COMPANY	772.48	01/30/2015
604149	01/13/2015	W/R	JACQUELYNN LOOMIS	33.49	01/14/2015
604150	01/13/2015	W/R	JANETTE NEUMANN	11.98	01/14/2015
604151	01/13/2015	W/R	JEFF HARRISON	77.28	01/14/2015
604152	01/13/2015	W/R	JENNIFER PHILLIPS	175.28	01/14/2015
604153	01/13/2015	W/R	JOHN METZNER	112.00	01/14/2015
604154	01/13/2015	W/R	JOHN S GRIMM, INC.	847.98	01/30/2015
604155	01/13/2015	W/R	JULIA COPLEY	218.00	01/14/2015
604156	01/13/2015	W/R	KAREN McGINTY	52.86	01/14/2015
604157	01/13/2015	W/R	KIM HALLOCK	50.03	01/14/2015
604158	01/13/2015	W/R	KIRK VOZAR	570.00	01/30/2015
604159	01/13/2015	W/R	LAKELAND MANAGEMENT SYSTEMS	12,044.17	01/30/2015
604160	01/13/2015	W/R	LANGUAGE LEARNING ASSOCIATES	18,315.66	01/14/2015

Check#	Check Date	Org Sta	Vendor Paid	Check Amount	Status Date
604161	01/13/2015	W/R	LAURA CALAIACOVO	110.85	01/14/2015
604162	01/13/2015	W/R	LIGHTSPEED TECHNOLOGIES, INC.	96.00	01/30/2015
604163	01/13/2015	W/R	MARY HERRMANN	374.33	01/14/2015
604164	01/13/2015	W/R	MCGRAW-HILL SCHOOL EDU. LLC	1,342.30	01/30/2015
604165	01/13/2015	W/R	MCS FOOD SERVICE DEPT.	3,713.99	01/30/2015
604166	01/13/2015	W/R	MEDINA CITY SCHOOLS	1,167.15	01/30/2015
604167	01/13/2015	W/R	MEDINA COUNTY LAW	100.00	01/30/2015
604168	01/13/2015	W/R	MEDINA COUNTY SANITARY	1,350.53	01/30/2015
604169	01/13/2015	W/R	MEDINA HARDWARE, INC	220.85	01/30/2015
604170	01/13/2015	W/R	MELANIE ZELEZNIK	86.50	01/14/2015
604171	01/13/2015	W/R	MELISSA CIESINSKI	127.68	01/14/2015
604172	01/13/2015	W/R	MICHAEL LYON	150.00	01/30/2015
604173	01/13/2015	W/R	MICHAEL WESNER	600.00	01/30/2015
604174	01/13/2015	W/R	MICHELLE LOBUGLIO	74.05	01/14/2015
604175	01/13/2015	W/R	MIDLAND HARDWARE CO.	75.33	01/30/2015
604176	01/13/2015	W/R	MINDFUL SCHOOLS	225.00	01/30/2015
604177	01/13/2015	W/R	MNJ TECHNOLOGIES DIRECT INC.	1,173.00	01/30/2015
604178	01/13/2015	W/R	MUSIC THERAPY ENRICHMENT	675.00	01/30/2015
604179	01/13/2015	W/R	MYRA BOWYER	150.00	01/30/2015
604180	01/13/2015	W/R	MYRA LYNN BOWYER	360.00	01/30/2015
604181	01/13/2015	W/R	NAESP	118.00	01/30/2015
604182	01/13/2015	W/R	NAPA AUTOMOTIVE PARTS & SERVIC	1,228.30	01/30/2015
604183	01/13/2015	W/W	NATIONAL GEOGRAPHIC EXPLORER	391.05	
604184	01/13/2015	W/R	PEARSON	192.90	01/30/2015
604185	01/13/2015	W/R	NICHOLAS CERIMELE	33.60	01/14/2015
604186	01/13/2015	W/R	OAESA	250.00	01/30/2015
604187	01/13/2015	W/R	OHIO CAT	709.80	01/30/2015
604188	01/13/2015	W/R	OHIO CERAMICS SUPPLY, INC.	2,032.17	01/30/2015
604189	01/13/2015	W/R	OHIO SCHOOLS COUNCIL-GAS	24,735.80	01/30/2015
604190	01/13/2015	W/R	PAT CATAN'S CRAFT CENTER	148.50	01/30/2015
604191	01/13/2015	W/R	PEARSON PRENTICE HALL	3,089.15	01/30/2015
604192	01/13/2015	W/R	PETE HOUGHTALING	3.99	01/30/2015
604193	01/13/2015	W/R	PIONEER DRAMA SERVICE, INC	41.75	01/30/2015
604194	01/13/2015	W/R	PITNEY BOWES	1,454.67	01/30/2015
604195	01/13/2015	W/R	REINHARDT SUPPLY COMPANY	5,632.33	01/30/2015
604196	01/13/2015	W/R	RENTEQUIP, INC.	42.40	01/30/2015
604197	01/13/2015	W/V	RON FULLER	65.75	01/14/2015
604198	01/13/2015	W/R	RUSH TRUCK CENTER	299.38	01/30/2015
604199	01/13/2015	W/R	S.P.A.R.K.	144.00	01/30/2015
604200	01/13/2015	W/R	SCANTRON CORP.	72.97	01/30/2015
604201	01/13/2015	W/R	SCHOLASTIC BOOK FAIRS	5,367.24	01/30/2015
604202	01/13/2015	W/R	SCHOOL HEALTH CORPORATION	58.67	01/30/2015
604203	01/13/2015	W/R	SCOTT, SCRIVEN & WAHOFF	7,467.40	01/30/2015
604204	01/13/2015	W/R	SHANNON FEDERINKO	116.29	01/14/2015
604205	01/13/2015	W/R	SHAYNA SAMOSKY	309.29	01/14/2015
604206	01/13/2015	W/R	SHEAKLEY UNISERVE, INC.	17,800.00	01/30/2015
604207	01/13/2015	W/R	SHEARER EQUIPMENT	227.54	01/30/2015
604208	01/13/2015	W/R	SHERWIN WILLIAMS COMPANY	135.53	01/30/2015
604209	01/13/2015	W/R	SHERYL SCHRADER	29.42	01/14/2015
604210	01/13/2015	W/R	SHIFFLER EQUIPMENT SALES	46.85	01/30/2015
604211	01/13/2015	W/R	SMETZER'S TIRE CENTER, INC.	842.82	01/30/2015
604212	01/13/2015	W/R	SOLUTIONS BEHAVIORAL	75.00	01/30/2015

Check#	Check Date	Org Sta	Vendor Paid	Check Amount	Status Date
604213	01/13/2015	W/R	SOLUTIONS BEHAVIORAL	25,412.51	01/30/2015
604214	01/13/2015	W/R	STANTON'S SHEET MUSIC	256.12	01/30/2015
604215	01/13/2015	W/R	STAPLES BUSINESS ADVANTAGE	591.46	01/30/2015
604216	01/13/2015	W/R	STEPHEN SIVARD	180.00	01/30/2015
604217	01/13/2015	W/W	STRS OHIO	3,477.40	
604218	01/13/2015	W/R	SUPECK SEPTIC SERVICES, LLC.	215.00	01/30/2015
604219	01/13/2015	W/W	SUSAN TOTH	110.60	
604220	01/13/2015	W/R	TALBERT'S COMMERCIAL PRODUCTS	68.99	01/30/2015
604221	01/13/2015	W/R	TARA BAIRAS	29.90	01/14/2015
604222	01/13/2015	W/R	TARA LOCHER	550.00	01/30/2015
604223	01/13/2015	W/R	TECHNOLOGY ENGINEERING	17,615.20	01/14/2015
604224	01/13/2015	W/R	THE MISSING PIECE LLC	185.00	01/30/2015
604225	01/13/2015	W/R	TOWN & COUNTRY CO-OP INC.	17,773.71	01/30/2015
604226	01/13/2015	W/R	TRACK WRESTLING.COM	204.51	01/30/2015
604227	01/13/2015	W/R	TRECA DIGITAL ACADEMY	6,896.07	01/30/2015
604228	01/13/2015	W/R	TRINITY3, LLC	1,034.00	01/30/2015
604229	01/13/2015	W/R	TYLER SKIDMORE	33.96	01/14/2015
604230	01/13/2015	W/R	US FUND FOR UNICEF	312.62	01/30/2015
604231	01/13/2015	W/R	VERIZON WIRELESS	339.35	01/30/2015
604232	01/13/2015	W/R	HALE FARM & VILLAGE	558.00	01/30/2015
604233	01/13/2015	W/R	WOLFF BROS. SUPPLY, INC.	461.18	01/30/2015
604234	01/13/2015	W/R	WOODSY'S MUSIC	1,433.00	01/30/2015
604235	01/13/2015	W/R	YOST EQUIPMENT SALES &	998.15	01/30/2015
604236	01/13/2015	W/R	BRUCE MATTHIAS	75.00	01/30/2015
604237	01/13/2015	W/R	CHRISTY BARRINGER	60.00	01/30/2015
604238	01/13/2015	W/R	DEREK GAUDIO	60.00	01/30/2015
604239	01/13/2015	W/R	DINO SEVASTOS	425.00	01/30/2015
604240	01/13/2015	W/R	FABIAN LUJAN	425.00	01/30/2015
604241	01/13/2015	W/R	JACK KRUSE	425.00	01/30/2015
604242	01/13/2015	W/R	JEFF STUTZMAN	75.00	01/30/2015
604243	01/13/2015	W/W	JEREMY GAY	75.00	
604244	01/13/2015	W/R	JIM COPNEY	425.00	01/30/2015
604245	01/13/2015	W/R	JOHN JEFFERIS	325.00	01/30/2015
604246	01/13/2015	W/R	KELLY STILLMAN	425.00	01/30/2015
604247	01/13/2015	W/R	KEVIN CWYNAR	325.00	01/30/2015
604248	01/13/2015	W/R	LINDSAY FLORENCE	60.00	01/30/2015
604249	01/13/2015	W/W	MATT HENNIS	30.00	
604250	01/13/2015	W/R	MATTHEW J. MAJOY	325.00	01/30/2015
604251	01/13/2015	W/W	PATRICK LEMMING	325.00	
604252	01/13/2015	W/W	RAY ANTHONY, JR	425.00	
604253	01/13/2015	W/W	RAY T. ANTHONY SR	425.00	
604254	01/13/2015	W/W	RICHARD CARPENTER	325.00	
604255	01/13/2015	W/R	RICHARD HEAVILIN	325.00	01/30/2015
604256	01/13/2015	W/R	ROB WALGATE	60.00	01/30/2015
604257	01/13/2015	W/R	RON TSCHANTZ	425.00	01/30/2015
604258	01/13/2015	W/R	RUSSELL A BRODE	425.00	01/30/2015
604259	01/13/2015	W/R	RYAN NAYMIK	60.00	01/30/2015
604260	01/13/2015	W/W	SCOTT HERSHISER	75.00	
604261	01/13/2015	W/R	TIM SCHEERER	425.00	01/30/2015
604262	01/13/2015	W/R	TOM GOEBEL	60.00	01/30/2015
604263	01/20/2015	W/R	PRAXAIR	43.04	01/30/2015
604264	01/20/2015	W/R	ABCO FIRE PROTECTION, INC	518.60	01/30/2015

Check#	Check Date	Org Sta	Vendor Paid	Check Amount	Status Date
604265	01/20/2015	W/R	ACT, INC	250.00	01/30/2015
604266	01/20/2015	W/R	ALBRIGHT SECURITY CENTER, INC.	17.50	01/30/2015
604267	01/20/2015	W/R	ALISON YATES	150.07	01/21/2015
604268	01/20/2015	W/R	AMAZON.COM	2,472.26	01/30/2015
604269	01/20/2015	W/R	ANDREW BRENNER	218.48	01/21/2015
604270	01/20/2015	W/R	ANDREW KREJCI	7.99	01/21/2015
604271	01/20/2015	W/R	ANGELA DICKEL	98.11	01/21/2015
604272	01/20/2015	W/R	ANTHONY BELSITO	306.00	01/30/2015
604273	01/20/2015	W/R	APOLLO PEST CONTROL COMPANY	568.00	01/30/2015
604274	01/20/2015	W/R	APPLIED MAINTENANCE SUPPLIES	798.25	01/30/2015
604275	01/20/2015	W/R	ARMSTRONG CABLE	134.95	01/30/2015
604276	01/20/2015	W/R	ARROW UNIFORM	2,683.76	01/30/2015
604277	01/20/2015	W/R	B&H PHOTO-VIDEO	2,034.23	01/30/2015
604278	01/20/2015	W/R	BAKER & TAYLOR COMPANY	371.62	01/30/2015
604279	01/20/2015	W/R	BALL CHEMICAL & EQUIPMENT CO.	187.20	01/30/2015
604280	01/20/2015	W/R	DICK BLICK COMPANY	1,717.66	01/30/2015
604281	01/20/2015	W/R	BOBBIE FOY	246.40	01/21/2015
604282	01/20/2015	W/R	BOOKSOURCE	129.13	01/30/2015
604283	01/20/2015	W/R	DAIRYMENS	1,609.04	01/30/2015
604284	01/20/2015	W/R	BRADFORD SCOTT QUADE	72.50	01/21/2015
604285	01/20/2015	W/R	BUEHLER'S MARKETS	195.00	01/30/2015
604286	01/20/2015	W/R	CARA R COUGHLIN	465.00	01/21/2015
604287	01/20/2015	W/R	CARDINAL BUS SALES &	172.36	01/30/2015
604288	01/20/2015	W/R	CAROL ANDREGG	625.00	01/30/2015
604289	01/20/2015	W/R	CARQUEST AUTO PARTS	243.48	01/30/2015
604290	01/20/2015	W/V	CENTRAL INSTRUMENT CO.	87.40	01/20/2015
604291	01/20/2015	W/R	CHRISTOPHER HASSINGER	925.83	01/21/2015
604292	01/20/2015	W/R	CHUCK'S CUSTOM, LLC	359.09	01/30/2015
604293	01/20/2015	W/R	CINTAS CORPORATION	562.36	01/30/2015
604294	01/20/2015	W/R	CITY OF MEDINA	13,101.20	01/30/2015
604295	01/20/2015	W/R	CLOVERLEAF HIGH SCHOOL	150.00	01/30/2015
604296	01/20/2015	W/R	COMDOC, INC.	608.00	01/30/2015
604297	01/20/2015	W/R	COMPANY HEALTHCARE	52.00	01/30/2015
604298	01/20/2015	W/W	CTB McGRAW-HILL	1,024.62	
604299	01/20/2015	W/R	DEBORAH QUAIDER	25.48	01/21/2015
604300	01/20/2015	W/R	DEBRA HICKS	34.42	01/21/2015
604301	01/20/2015	W/R	DELANN HOLLIDAY	17.77	01/21/2015
604302	01/20/2015	W/R	DELL COMPUTER CORPORATION	699.16	01/30/2015
604303	01/20/2015	W/W	DOMINO'S PIZZA	156.00	
604304	01/20/2015	W/R	DYNA SYSTEMS	630.38	01/30/2015
604305	01/20/2015	W/R	ELLET NEON SIGNS SALES &	503.50	01/30/2015
604306	01/20/2015	W/R	FASTENAL INDUSTRIAL &	16.54	01/30/2015
604307	01/20/2015	W/R	FISHER SCIENCE EDUCATION	544.55	01/30/2015
604308	01/20/2015	W/R	FLINN SCIENTIFIC, INC.	704.53	01/30/2015
604309	01/20/2015	W/R	G&L SUPPLY	896.00	01/30/2015
604310	01/20/2015	W/R	GARDINER SERVICE COMPANY	4,178.00	01/30/2015
604311	01/20/2015	W/R	GARY OSTKAR	50.00	01/30/2015
604312	01/20/2015	W/R	MEGA CLINICS, LLC	397.00	01/30/2015
604313	01/20/2015	W/R	GOODWILL INDUSTRTIES AKRON INC	3,635.00	01/21/2015
604314	01/20/2015	W/R	GOPHER SPORT	146.13	01/30/2015
604315	01/20/2015	W/R	GRAINGER SUPPLY CO	168.98	01/30/2015
604316	01/20/2015	W/R	HD SUPPLY FACILITIES	262.65	01/30/2015

Check#	Check Date	Org Sta	Vendor Paid	Check Amount	Status Date
604317	01/20/2015	W/R	INNOVATIVE SOLUTIONS	1,885.00	01/30/2015
604318	01/20/2015	W/W	INSIGHT MEDIA	800.30	
604319	01/20/2015	W/R	JON E. BURKHART	20.00	01/21/2015
604320	01/20/2015	W/R	JULIE MCCABE	25.76	01/21/2015
604321	01/20/2015	W/R	JW PEPPER & SON, INC.	128.15	01/30/2015
604322	01/20/2015	W/R	KRISTIN SIEBOLD	38.93	01/21/2015
604323	01/20/2015	W/R	LAKESHORE LEARNING MATERIALS	129.98	01/30/2015
604324	01/20/2015	W/R	LAMPO GROUP, INC.	599.70	01/30/2015
604325	01/20/2015	W/R	LAURA CALAIACOVO	11.82	01/21/2015
604326	01/20/2015	W/R	LEARNING A-Z	199.90	01/30/2015
604327	01/20/2015	W/R	LORI S. KELLY	1,716.00	01/21/2015
604328	01/20/2015	W/R	MARCO'S PIZZA, INC	36.95	01/30/2015
604329	01/20/2015	W/R	MARK SHENGLE PIANO SERVICE	555.00	01/30/2015
604330	01/20/2015	W/R	MCMASTER-CARR	101.37	01/30/2015
604331	01/20/2015	W/R	MCS FOOD SERVICE DEPT.	988.67	01/30/2015
604332	01/20/2015	W/R	MEDINA CITY SCHOOLS	11,357.52	01/30/2015
604333	01/20/2015	W/R	MEDINA COUNTY SCHOOLS ESC	81,476.92	01/30/2015
604334	01/20/2015	W/R	MEDINA CREATIVE ACCESSIBILITY	820.00	01/21/2015
604335	01/20/2015	W/R	MEDINA HOSPITAL A CLEVELAND	1,500.00	01/30/2015
604336	01/20/2015	W/W	MEDINA KIWANIS BREAKFAST	90.00	
604337	01/20/2015	W/R	MEGAN COUGHLIN	750.00	01/30/2015
604338	01/20/2015	W/W	MICHAEL WESNER	90.00	
604339	01/20/2015	W/R	MICHELLE LYNN POWELL	625.00	01/30/2015
604340	01/20/2015	W/R	MNJ TECHNOLOGIES DIRECT INC.	630.00	01/30/2015
604341	01/20/2015	W/R	MONTVILLE POLICE DEPARTMENT	72.00	01/30/2015
604342	01/20/2015	W/W	MSB CONSULTING GROUP, LLC	574.14	
604343	01/20/2015	W/R	NASCO	267.18	01/30/2015
604344	01/20/2015	W/R	NATIONAL SPEECH & DEBATE ASSOC	60.00	01/30/2015
604345	01/20/2015	W/R	NICKLES BAKERY	236.75	01/30/2015
604346	01/20/2015	W/R	PLAIN DEALER	19.03	01/30/2015
604347	01/20/2015	W/W	OAPSA	120.00	
604348	01/20/2015	W/R	OHIO DEPT OF JOB &	2,187.44	01/30/2015
604349	01/20/2015	W/R	OHIO EDISON COMPANY	81,686.66	01/30/2015
604350	01/20/2015	W/R	OWEN M. COUGHLIN, JR.	427.50	01/30/2015
604351	01/20/2015	W/R	PAT FOCARETO	50.00	01/30/2015
604352	01/20/2015	W/R	PITNEY BOWES	1,020.00	01/30/2015
604353	01/20/2015	W/R	POINT SPRING & DRIVESHAFT CO	1,183.02	01/30/2015
604354	01/20/2015	W/R	PRUFROCK PRESS INC.	45.85	01/30/2015
604355	01/20/2015	W/R	QUILL CORPORATION	179.64	01/30/2015
604356	01/20/2015	W/R	REDTREE INVESTMENT GROUP	1,474.56	01/30/2015
604357	01/20/2015	W/W	ROBERTS GRAPHICS	22.08	
604358	01/20/2015	W/R	RONALD L FULLER	81.71	01/21/2015
604359	01/20/2015	W/R	RUSH TRUCK CENTER	390.29	01/30/2015
604360	01/20/2015	W/R	SCHOOL NURSE SUPPLY, INC.	120.07	01/30/2015
604361	01/20/2015	W/R	SCHOOL SPECIALTY, INC	2,300.26	01/30/2015
604362	01/20/2015	W/R	CLASSROOM DIRECT	104.85	01/30/2015
604363	01/20/2015	W/W	SECO	145.00	
604364	01/20/2015	W/R	SELECT SECURITY	643.50	01/30/2015
604365	01/20/2015	W/R	SENDERO THERAPIES, INC.	10,719.47	01/30/2015
604366	01/20/2015	W/R	SOLUTIONS BEHAVIORAL	3,092.25	01/30/2015
604367	01/20/2015	W/R	STANTON'S SHEET MUSIC	44.65	01/30/2015
604368	01/20/2015	W/R	STAPLES BUSINESS ADVANTAGE	25.50	01/30/2015

Check#	Check Date	Org Sta	Vendor Paid	Check Amount	Status Date
604369	01/20/2015	W/R	STAPLES	42.87	01/30/2015
604370	01/20/2015	W/W	STRS OHIO	3,445.29	
604371	01/20/2015	W/W	SUNTEX INTERNATIONAL	55.76	
604372	01/20/2015	W/R	TALBERT'S COMMERCIAL PRODUCTS	138.86	01/30/2015
604373	01/20/2015	W/R	TANK INTEGRITY SERVICES, INC.	515.25	01/30/2015
604374	01/20/2015	W/R	AUDITOR OF STATE'S OFFICE	3,364.50	01/30/2015
604375	01/20/2015	W/R	TYLER SKIDMORE	171.88	01/21/2015
604376	01/20/2015	W/R	UNITED SPORT APPAREL	94.20	01/30/2015
604377	01/20/2015	W/R	VERIZON BUSINESS	665.80	01/30/2015
604378	01/20/2015	W/R	VERIZON WIRELESS	311.40	01/30/2015
604379	01/20/2015	W/R	WAYNE VINCE	33.60	01/21/2015
604380	01/20/2015	W/R	WENDY GOOD	265.60	01/21/2015
604381	01/20/2015	W/R	YOST EQUIPMENT SALES &	67.08	01/30/2015
604382	01/20/2015	W/W	BRYANT BERRY	60.00	
604383	01/20/2015	W/R	CHARLES S. PARETE, SR.	50.00	01/30/2015
604384	01/20/2015	W/R	DAVE RUSSO	60.00	01/30/2015
604385	01/20/2015	W/R	GEORGE JACKSON	60.00	01/30/2015
604386	01/20/2015	W/R	JERRY ROMAN	50.00	01/30/2015
604387	01/20/2015	W/R	JOE BOVA	110.00	01/30/2015
604388	01/20/2015	W/R	KEVIN JACKSON II	60.00	01/30/2015
604389	01/20/2015	W/R	LEN SHUBA	40.00	01/30/2015
604390	01/20/2015	W/R	NEIL KEIM	40.00	01/30/2015
604391	01/20/2015	W/W	NICK DeCESARE	60.00	
604392	01/20/2015	W/W	SCOTT FITZHUGH	110.00	
604393	01/20/2015	W/W	TOM PAULEY	60.00	
604394	01/20/2015	B/B	KIRSTIE GREEN	39.15	
604395	01/20/2015	B/B	KRISTEN KOLLAR	3.99	
604396	01/20/2015	B/B	DANA JOHNSON	13.60	
604397	01/20/2015	B/B	JENNIFER FITZGERALD	3.99	
604398	01/21/2015	W/W	SAMUEL FRENCH, INC.	5,545.00	
604399	01/22/2015	W/R	ARMSTRONG CABLE	334.24	01/30/2015
604400	01/22/2015	W/R	HYLANT ADMINISTRATIVE	3,127.00	01/30/2015
604401	01/29/2015	W/R	ABC THERAPY, LTD	189.00	01/30/2015
604402	01/29/2015	W/W	ADLER TEAM SPORTS	108.50	
604403	01/29/2015	W/W	ALBRIGHT SECURITY CENTER, INC.	84.98	
604404	01/29/2015	W/W	AMANDA HILLS DISTRIBUTION, INC	681.45	
604405	01/29/2015	W/W	AMAZON.COM	1,396.16	
604406	01/29/2015	W/W	AMERICAN TIME & SIGNAL COMPANY	266.57	
604407	01/29/2015	W/W	ANDREW PRIEST	150.00	
604408	01/29/2015	W/W	ANTHONY BELSITO	108.00	
604409	01/29/2015	W/W	APPLE COMPUTERS, INC.	2,444.00	
604410	01/29/2015	W/W	BAKER & TAYLOR COMPANY	44.59	
604411	01/29/2015	W/V	BALL CHEMICAL & EQUIPMENT CO.	187.20	01/30/2015
604412	01/29/2015	W/W	BARNES AND NOBLE BOOKSELLERS	366.22	
604413	01/29/2015	W/W	BERKSHIRE PUBLISHING GROUP,LLC	140.68	
604414	01/29/2015	W/W	DICK BLICK COMPANY	3,155.13	
604415	01/29/2015	W/W	DAIRYMENS	3,951.64	
604416	01/29/2015	W/W	BOUND TREE MEDICAL	78.60	
604417	01/29/2015	W/R	BRADFORD SCOTT QUADE	99.00	01/30/2015
604418	01/29/2015	W/W	BRICKER & ECKLER LLP	8,955.06	
604419	01/29/2015	W/W	BRITTON SMITH PETERS &	1,792.90	
604420	01/29/2015	W/W	BRUMBAUGH-HERRICK, INC.	525.00	

Check#	Check Date	Org Sta	Vendor Paid	Check Amount	Status Date
604421	01/29/2015	W/W	BUEHLER'S MARKETS	195.24	
604422	01/29/2015	W/W	C MARTIN TRUCKING	1,262.02	
604423	01/29/2015	W/W	CAMEO	759.62	
604424	01/29/2015	W/W	CARDINAL BUS SALES &	998.16	
604425	01/29/2015	W/W	CAROLINA BIOLOGICAL SUPPLY CO.	308.98	
604426	01/29/2015	W/W	CARQUEST AUTO PARTS	309.73	
604427	01/29/2015	W/W	DOMINIC'S PIZZA	120.00	
604428	01/29/2015	W/W	CENTRAL INSTRUMENT CO.	341.06	
604429	01/29/2015	W/W	CHUCK'S CUSTOM, LLC	54.78	
604430	01/29/2015	W/R	CINDY GRICE	36.00	01/30/2015
604431	01/29/2015	W/W	CINTAS CORPORATION	146.36	
604432	01/29/2015	W/W	CLEVELAND PLUMBING SUPPLY CO.	43.92	
604433	01/29/2015	W/W	CLEVELAND STATE UNIVERSITY	4,500.00	
604434	01/29/2015	W/W	COLUMBIA GAS OF OHIO,INC	11,919.76	
604435	01/29/2015	W/W	COMPANY HEALTHCARE	167.00	
604436	01/29/2015	W/W	COSI ON WHEELS	790.00	
604437	01/29/2015	W/W	CPO SCIENCE	583.91	
604438	01/29/2015	W/W	CRS ADVANCED TECHNOLOGY, INC.	1,092.00	
604439	01/29/2015	W/W	D&W DIESEL	1,706.50	
604440	01/29/2015	W/W	DAMON INDUSTRIES	255.75	
604441	01/29/2015	W/R	DANIEL BERZINSKAS	19.00	01/30/2015
604442	01/29/2015	W/R	DARLENE SPARKS	41.40	01/30/2015
604443	01/29/2015	W/R	DAVID M CHAMBERS	184.46	01/30/2015
604444	01/29/2015	W/W	DC SYSTEMS, INC.	405.00	
604445	01/29/2015	W/R	DEBRA LEONARD	10.08	01/30/2015
604446	01/29/2015	W/W	DELL COMPUTER CORPORATION	84.99	
604447	01/29/2015	W/W	DMO FOOD EQUIPMENT	326.00	
604448	01/29/2015	W/W	DOMINO'S PIZZA	149.50	
604449	01/29/2015	W/W	EASTER SEAL SOCIETY OF NE OH	885.00	
604450	01/29/2015	W/W	EASY GRAPHICS CORP	303.00	
604451	01/29/2015	W/W	CUYAHOGA COUNTY SCHOOLS	16,548.00	
604452	01/29/2015	W/W	EDWARDS ROOFING	100.00	
604453	01/29/2015	W/R	ELDORA LAVDAS	19.95	01/30/2015
604454	01/29/2015	W/W	ELECTRICAL APPLIANCE REPAIR	908.53	
604455	01/29/2015	W/W	FLOWER GALLERY LLC	153.00	
604456	01/29/2015	W/W	FOLLETT SCHOOL SOLUTIONS, INC.	231.60	
604457	01/29/2015	W/W	FRANKLIN COVEY	158.48	
604458	01/29/2015	W/W	FRONTIER	5,374.19	
604459	01/29/2015	W/W	GALION HIGH SCHOOL	150.00	
604460	01/29/2015	W/W	GENE PTACEK & SON	512.00	
604461	01/29/2015	W/W	GRAINGER SUPPLY CO	917.84	
604462	01/29/2015	W/W	GRIZZLY AUTO & TIRE	108.50	
604463	01/29/2015	W/W	GROTH MUSIC	959.66	
604464	01/29/2015	W/W	HARMONY HELPERS	400.00	
604465	01/29/2015	W/W	HD SUPPLY FACILITIES	440.30	
604466	01/29/2015	W/W	HEAD OVER HEELS GYMNASTICS	1,600.00	
604467	01/29/2015	W/W	HEINEMANN	246.40	
604468	01/29/2015	W/W	HEINEMANN PROF. DEVELOPMENT	3,000.00	
604469	01/29/2015	W/W	ICE CREAM SPECIALTIES	1,228.33	
604470	01/29/2015	W/W	ISLAND PRODUCTIONS	150.00	
604471	01/29/2015	W/W	JAMES B BURKES	200.00	
604472	01/29/2015	W/R	JENNIFER ULMER	210.34	01/30/2015

Check#	Check Date	Org Sta	Vendor Paid	Check Amount	Status Date
604473	01/29/2015	W/W	JOHN GUZIK	50.00	
604474	01/29/2015	W/W	JOHNSTONE SUPPLY INC.	358.65	
604475	01/29/2015	W/R	JON E. BURKHART	822.70	01/30/2015
604476	01/29/2015	W/R	JULIE WILKES	69.62	01/30/2015
604477	01/29/2015	W/W	JW PEPPER & SON, INC.	909.64	
604478	01/29/2015	W/W	K COMPANY, INC	317.00	
604479	01/29/2015	W/W	KATOYA JOHNSON	200.00	
604480	01/29/2015	W/R	KELLI KNAPP	116.48	01/30/2015
604481	01/29/2015	W/W	LAKE BUSINESS PRODUCTS	93.54	
604482	01/29/2015	W/R	LANGUAGE LEARNING ASSOCIATES	11,149.02	01/30/2015
604483	01/29/2015	W/R	LYNSEY EICK	149.41	01/30/2015
604484	01/29/2015	W/W	MARCO'S PIZZA, INC	8.99	
604485	01/29/2015	W/R	MARY WYEMURA	20.04	01/30/2015
604486	01/29/2015	W/W	MATHCOUNTS REGISTRATION	220.00	
604487	01/29/2015	W/W	MCMASTER-CARR	97.50	
604488	01/29/2015	W/R	MCS FOOD SERVICE DEPT.	46.07	01/30/2015
604489	01/29/2015	W/W	MEDINA COUNTY PORT AUTHORITY	853.00	
604490	01/29/2015	W/W	MEDINA COUNTY SCHOOLS ESC	120.00	
604491	01/29/2015	W/W	MEDINA COUNTY TREASURER	14,098.88	
604492	01/29/2015	W/W	MEDINA COURTREPORTERS, INC	375.50	
604493	01/29/2015	W/W	MEDINA TRACTOR SALES	76.92	
604494	01/29/2015	W/W	MEDQUEST EVALUATORS, LLC	799.00	
604495	01/29/2015	W/W	METROPOLITAN EDUC. COUNCIL	2,876.00	
604496	01/29/2015	W/W	MICHAEL WESNER	202.50	
604497	01/29/2015	W/W	MIOTECH SPORTS MEDICINE SUPPLY	304.85	
604498	01/29/2015	W/W	MNJ TECHNOLOGIES DIRECT INC.	2,100.20	
604499	01/29/2015	W/W	MTM SIGNS	36.00	
604500	01/29/2015	W/W	NAPA AUTOMOTIVE PARTS & SERVIC	285.92	
604501	01/29/2015	W/W	PEARSON	297.86	
604502	01/29/2015	W/W	NICKLES BAKERY	1,476.19	
604503	01/29/2015	W/W	OAEP	210.00	
604504	01/29/2015	W/W	OAGC	55.00	
604505	01/29/2015	W/W	OHIO TENNIS COACHES'ASSN	25.00	
604506	01/29/2015	W/W	OHIO HIGH SCHOOL ATHLETIC ASSN	250.00	
604507	01/29/2015	W/W	PASCO SCIENTIFIC	302.00	
604508	01/29/2015	W/W	PATRICIA KROSKY	295.30	
604509	01/29/2015	W/W	PEPSI-COLA COMPANY	89.76	
604510	01/29/2015	W/W	CAFETERIA-PEPSI COLA ORDERS	1,557.57	
604511	01/29/2015	W/W	PSI AFFILIATES, INC.	1,200.00	
604512	01/29/2015	W/W	RAFCOMM, INC.	70.31	
604513	01/29/2015	W/W	READING RECOVERY COUNCIL OF	1,510.00	
604514	01/29/2015	W/W	REINHARDT SUPPLY COMPANY	1,351.90	
604515	01/29/2015	W/W	RENAISSANCE LEARNING, INC.	3,079.00	
604516	01/29/2015	W/W	ROBERTS MECHANICAL EQUIP. CO.	1,643.96	
604517	01/29/2015	W/W	ROWLEYS WHOLESALE	344.18	
604518	01/29/2015	W/R	SARA DREIBELBIS	48.95	01/30/2015
604519	01/29/2015	W/W	SCHOLASTIC BOOK FAIRS	225.85	
604520	01/29/2015	W/W	SCHOLASTIC READING CLUB	297.00	
604521	01/29/2015	W/W	SCHOOL NEWSPAPERS ONLINE	300.00	
604522	01/29/2015	W/W	SCHOOL SPECIALTY, INC	1,936.12	
604523	01/29/2015	W/W	CLASSROOM DIRECT	232.39	
604524	01/29/2015	W/R	SHANNON FEDERINKO	124.55	01/30/2015

Check#	Check Date	Org Sta	Vendor Paid	Check Amount	Status Date
604525	01/29/2015	W/W	SHAR PRODUCTS CO.	377.39	
604526	01/29/2015	W/R	SHELLY JANSEN	111.89	01/30/2015
604527	01/29/2015	W/W	SHERWIN WILLIAMS COMPANY	71.74	
604528	01/29/2015	W/W	SHIFFLER EQUIPMENT SALES	25.20	
604529	01/29/2015	W/W	SMARTSOLUTION TECHNOLOGIES L.P	1,470.00	
604530	01/29/2015	W/W	SPIRITWEARMALL	714.00	
604531	01/29/2015	W/W	SPORTSWORLD	80.00	
604532	01/29/2015	W/W	STAR SHINE LEARNING	93.95	
604533	01/29/2015	W/W	STRS OHIO	1,172.10	
604534	01/29/2015	W/W	TALBERT'S COMMERCIAL PRODUCTS	487.67	
604535	01/29/2015	W/W	THERAPY SHOPPE, INC.	89.72	
604536	01/29/2015	W/R	THERESA PAPPANO	11.97	01/30/2015
604537	01/29/2015	W/W	THOMSON REUTERS - WEST	335.50	
604538	01/29/2015	W/W	TOWN & COUNTRY CO-OP INC.	694.69	
604539	01/29/2015	W/W	TREASURER, STATE OF OHIO	4,330.27	
604540	01/29/2015	W/V	TRINITY3, LLC	625.00	01/30/2015
604541	01/29/2015	W/W	MT BUSINESS TECHNOLOGIES INC.	347.64	
604542	01/29/2015	W/W	US SECURITY ASSOCIATES, INC.	68.93	
604543	01/29/2015	W/W	VIVA SPANISH LANGUAGE PROGRAM	5,060.00	
604544	01/29/2015	W/W	WEST MUSIC COMPANY	460.00	
604545	01/29/2015	W/W	WOLFF BROS. SUPPLY, INC.	1,734.28	
604546	01/29/2015	W/W	WOODSY'S MUSIC	50.00	
604547	01/29/2015	W/W	WORLD TRUCK TOWING &	150.00	
604548	01/29/2015	W/W	YOST EQUIPMENT SALES &	21.44	
604549	01/30/2015	W/W	AMANDA CARTER	65.00	
604550	01/30/2015	W/W	ANTHONY CAPASSO	35.00	
604551	01/30/2015	W/W	BARB WRIGHT	65.00	
604552	01/30/2015	W/W	BRAD CAVEY	25.00	
604553	01/30/2015	W/W	CARL E. SAVAGE	35.00	
604554	01/30/2015	W/W	CHARLES S. PARETE, SR.	125.00	
604555	01/30/2015	W/W	CHRISTY SHULA	65.00	
604556	01/30/2015	W/W	DEREK WALTON	60.00	
604557	01/30/2015	W/W	ERIC MOSS	60.00	
604558	01/30/2015	W/W	FRANK BOVA	60.00	
604559	01/30/2015	W/W	FRED GAGE	100.00	
604560	01/30/2015	W/W	ISRAEL SANTIAGO, JR.	60.00	
604561	01/30/2015	W/W	JEFF KOLMAN	50.00	
604562	01/30/2015	W/W	JEFF STUTZMAN	75.00	
604563	01/30/2015	W/W	JOE BOVA	80.00	
604564	01/30/2015	W/W	KEN VAN WAGNEN	50.00	
604565	01/30/2015	W/W	KRISTEN KASMARCAK GEORGI	65.00	
604566	01/30/2015	W/W	LINDSAY FLORENCE	60.00	
604567	01/30/2015	W/W	MATT HENNIS	30.00	
604568	01/30/2015	W/W	MICHAEL HAYES	50.00	
604569	01/30/2015	W/W	MIKE MITCHELL	60.00	
604570	01/30/2015	W/W	PAT WELSH	50.00	
604571	01/30/2015	W/W	RICHARD CARPENTER	100.00	
604572	01/30/2015	W/W	RICHARD ELAVSKY	50.00	
604573	01/30/2015	W/W	RON BANC	60.00	
604574	01/30/2015	W/W	RUSSELL THOMAS	40.00	
604575	01/30/2015	W/W	SAM ROE	50.00	
604576	01/30/2015	W/W	SCOTT HERSHISER	40.00	

Check#	Check Date	Org Sta	Vendor Paid	Check Amount	Status Date
604577	01/30/2015	W/W	SCOTT SHURTLEFF	60.00	
604578	01/30/2015	W/W	TED SLOAT	50.00	
604579	01/30/2015	W/W	TERRY KILBANE	50.00	
604580	01/30/2015	W/W	TIM HROMADA	75.00	
604581	01/30/2015	W/W	TY J KOVACH	60.00	
942270	01/16/2015	C/C	MEMO -MEDINA CITY SCHOOLS	1,642,074.33	
942271	01/30/2015	C/C	MEMO -MEDINA CITY SCHOOLS	1,665,345.44	

Total Checks Issued $ 8,081,377.87

	FYTD Appropriated	Prior FY Carryover Encumbrances	FYTD Expendable	FYTD Actual Expenditures	MTD Actual Expenditures	Current Encumbrances	FYTD Unencumbered Balance	FYTD Percent Exp/Enc
*****TOTAL FOR FUND-SCC 001 0000 (GENERAL FUND):	70,603,446.73	944,163.85	71,547,610.58	40,813,374.37	6,572,630.35	1,871,649.38	28,862,586.83	59.66
*****TOTAL FOR FUND-SCC 002 0000 (BOND RETIREMENT):	1,430,587.50	0.00	1,430,587.50	1,290,766.17	0.00	117,775.00	22,046.33	98.46
*****TOTAL FOR FUND-SCC 002 9000 (BOND RETIREMENT - NEW ELEM/SR HIGH):	4,307,036.50	0.00	4,307,036.50	3,370,741.52	0.00	782,068.25	154,226.73	96.42
*****TOTAL FOR FUND-SCC 002 9012 (LOCAL SALES TAX RETIREMENT OF COPS):	1,818,537.50	0.00	1,818,537.50	1,204,331.25	0.00	613,456.25	750.00	99.96
*****TOTAL FOR FUND-SCC 002 9014 (CONSOLIDATION - ENERGY & TRANSP NOTES):	341,362.50	0.00	341,362.50	307,537.45	0.00	0.00	33,825.05	90.09
*****TOTAL FOR FUND-SCC 003 0000 (PERMANENT IMPROVEMENT FUND):	22,840.98	0.00	22,840.98	20,000.00	0.00	0.00	2,840.98	87.56
*****TOTAL FOR FUND-SCC 003 9001 (MEDINA COUNTY REC CENTER-PERMANENT IMPROV.):	69,903.65	30,096.35	100,000.00	24,917.18	1,843.50	8,156.50	66,926.32	33.07
*****TOTAL FOR FUND-SCC 006 0000 (LUNCHROOM FUND):	2,391,097.00	4,954.90	2,396,051.90	1,156,456.02	176,409.17	222,667.01	1,016,928.87	57.56
*****TOTAL FOR FUND-SCC 006 9006 (FOOD SVC FEDERAL FUNDS):	80,873.77	6,077.87	86,951.64	69,920.52	0.00	0.00	17,031.12	80.41
*****TOTAL FOR FUND-SCC 007 9004 (COLLINS SCHOLARSHIP/POST-GRADUATE):	15,000.00	0.00	15,000.00	0.00	0.00	0.00	15,000.00	0.00

	FYTD Appropriated	Prior FY Carryover Encumbrances	FYTD Expendable	FYTD Actual Expenditures	MTD Actual Expenditures	Current Encumbrances	FYTD Unencumbered Balance	FYTD Percent Exp/Enc
*****TOTAL FOR FUND-SCC 008 9003 (RICHARD HOFFMAN COLLINS MEMORIAL SCHOLARSHIP):	20,000.00	0.00	20,000.00	20,000.00	0.00	0.00	0.00	100.00
*****TOTAL FOR FUND-SCC 009 9110 (UNIFORM SUPPLIES GARFIELD):	10,735.00	4,034.18	14,769.18	4,863.60	123.74	2,246.50	7,659.08	48.14
*****TOTAL FOR FUND-SCC 009 9111 (SCHOOL STORE GARFIELD):	127.00	0.00	127.00	50.00	0.00	0.00	77.00	39.37
*****TOTAL FOR FUND-SCC 009 9120 (UNIFORM SUPPLIES - CANAVAN):	13,435.00	3,144.56	16,579.56	5,894.47	0.00	2,306.42	8,378.67	49.46
*****TOTAL FOR FUND-SCC 009 9130 (UNIFORM SUPPLIES - FENN):	14,574.00	3,162.00	17,736.00	5,851.46	101.16	11,790.46	94.08	99.47
*****TOTAL FOR FUND-SCC 009 9140 (UNIFORM SUPPLIES - HERITAGE):	12,096.00	3,544.52	15,640.52	4,308.28	0.00	126.82-	11,459.06	26.73
*****TOTAL FOR FUND-SCC 009 9160 (UNIFORM SUPPLIES - BLAKE):	15,737.00	0.00	15,737.00	12,616.82	711.43	1,013.00	2,107.18	86.61
*****TOTAL FOR FUND-SCC 009 9170 (UNIFORM SUPPLIES - RALPH WAITE ELEMENTARY):	17,300.00	3,204.68	20,504.68	17,981.91	311.69	404.03	2,118.74	89.67
*****TOTAL FOR FUND-SCC 009 9171 (SCHOOL STORE WAITE):	2,514.97	0.00	2,514.97	2,564.97	0.00	0.00	50.00-	101.99
*****TOTAL FOR FUND-SCC 009 9180 (UNIFORM SUPPLIES - ELIZA NORTHROP ELEMENTARY):	14,477.00	3,144.56	17,621.56	16,085.72	1,783.74	597.51	938.33	94.68

	FYTD Appropriated	Prior FY Carryover Encumbrances	FYTD Expendable	FYTD Actual Expenditures	MTD Actual Expenditures	Current Encumbrances	FYTD Unencumbered Balance	FYTD Percent Exp/Enc
*****TOTAL FOR FUND-SCC 009 9200 (UNIFORM SUPPLIES - CLAGGETT MIDDLE SCHOOL):	66,100.00	0.00	66,100.00	31,685.15	70.04	17,868.07	16,546.78	74.97
*****TOTAL FOR FUND-SCC 009 9210 (UNIFORM SUPPLIES - A.I. ROOT MIDDLE SCHOOL):	35,777.07	12,810.25	48,587.32	23,818.46	308.98	22,098.34	2,670.52	94.50
*****TOTAL FOR FUND-SCC 009 9300 (UNIFORM SUPPLIES - SENIOR HIGH SCHOOL):	160,857.00	33,123.79	193,980.79	90,316.47	7,550.82	72,036.06	31,628.26	83.70
*****TOTAL FOR FUND-SCC 014 9014 (JUV DET CTR FY 14):	64,952.77	0.00	64,952.77	64,952.77	0.00	0.00	0.00	100.00
*****TOTAL FOR FUND-SCC 014 9015 (MEDINA CNTY JUV DET CNTR FY 15):	284,028.77	0.00	284,028.77	136,195.73	32,022.73	0.00	147,833.04	47.95
*****TOTAL FOR FUND-SCC 014 9114 (EVOLVE FY14):	60,467.32	8,432.09	68,899.41	68,899.41	0.00	0.00	0.00	100.00
*****TOTAL FOR FUND-SCC 014 9115 (EVOLVE FY 15):	570,312.11	0.00	570,312.11	242,901.36	74,902.33	93,791.73	233,619.02	59.04
*****TOTAL FOR FUND-SCC 014 9600 (Food Service):	3,625.23	0.00	3,625.23	629.54	62.56	0.00	2,995.69	17.37
*****TOTAL FOR FUND-SCC 016 0000 (EMERGENCY LEVY):	1,646,986.47	0.00	1,646,986.47	772,760.58	180,405.99	10,520.00	863,705.89	47.56
*****TOTAL FOR FUND-SCC 018 0000 (PRINT SHOP):	5,000.00	0.00	5,000.00	3,382.00	0.00	0.00	1,618.00	67.64

	FYTD Appropriated	Prior FY Carryover Encumbrances	FYTD Expendable	FYTD Actual Expenditures	MTD Actual Expenditures	Current Encumbrances	FYTD Unencumbered Balance	FYTD Percent Exp/Enc
*****TOTAL FOR FUND-SCC 018 9110 (PRINCIPAL'S FUND - GARFIELD):	10,000.00	561.03	10,561.03	5,539.66	1,088.37	1,180.10	3,841.27	63.63
*****TOTAL FOR FUND-SCC 018 9113 (GARFIELD MEDIA CENTER):	3,500.00	0.00	3,500.00	3,226.87	0.00	0.00	273.13	92.20
*****TOTAL FOR FUND-SCC 018 9120 (PRINCIPAL - CANAVAN):	27,700.00	29.99	27,729.99	9,236.26	940.00	5,694.21	12,799.52	53.84
*****TOTAL FOR FUND-SCC 018 9123 (BOOK FAIR - CANAVAN):	6,554.00	0.00	6,554.00	5,773.13	0.00	0.00	780.87	88.09
*****TOTAL FOR FUND-SCC 018 9130 (PRINCIPAL - FENN):	41,700.00	5,721.58	47,421.58	7,468.08	2,132.00-	16,894.94	23,058.56	51.38
*****TOTAL FOR FUND-SCC 018 9135 (MEDINA SKI TEAM - DISTRICTWIDE):	6,000.00	0.00	6,000.00	0.00	0.00	6,000.00	0.00	100.00
*****TOTAL FOR FUND-SCC 018 9140 (PRINCIPAL'S FUND - HERITAGE):	4,569.00	285.68	4,854.68	2,778.66	603.29	1,064.44	1,011.58	79.16
*****TOTAL FOR FUND-SCC 018 9143 (HERITAGE MEDIA CENTER):	6,579.00	0.00	6,579.00	6,023.36	0.00	0.00	555.64	91.55
*****TOTAL FOR FUND-SCC 018 9144 (SKI CLUB - HERITAGE):	18.00	0.00	18.00	0.00	0.00	0.00	18.00	0.00
*****TOTAL FOR FUND-SCC 018 9160 (PRINCIPAL'S FUND - H G BLAKE):	15,803.29	1.07	15,804.36	2,185.31	312.42	6,798.77	6,820.28	56.85

	FYTD Appropriated	Prior FY Carryover Encumbrances	FYTD Expendable	FYTD Actual Expenditures	MTD Actual Expenditures	Current Encumbrances	FYTD Unencumbered Balance	FYTD Percent Exp/Enc
*****TOTAL FOR FUND-SCC 018 9163 (BLAKE MEDIA CENTER):	4,000.00	11.36	4,011.36	1,287.21	0.00	0.00	2,724.15	32.09
*****TOTAL FOR FUND-SCC 018 9164 (FIELD TRIPS/BLAKE ELEMENTARY):	0.34	0.00	0.34	0.00	0.00	0.00	0.34	0.00
*****TOTAL FOR FUND-SCC 018 9170 (PRINCIPALS FUND - RALPH WAITE ELEMENTARY):	24,000.00	0.00	24,000.00	6,356.19	355.00	2,460.86	15,182.95	36.74
*****TOTAL FOR FUND-SCC 018 9173 (MEDIA CENTER RALPH WAITE ELEMENTARY):	6,234.00	0.00	6,234.00	5,548.11	0.00	0.00	685.89	89.00
*****TOTAL FOR FUND-SCC 018 9180 (PRINCIPALS FUND ELIZA NORTHROP ELEMENTARY):	16,800.00	503.50	17,303.50	8,173.85	1,412.56	204.69	8,924.96	48.42
*****TOTAL FOR FUND-SCC 018 9183 (MEDIA CENTER ELIZA NORTHROP ELEMENTARY):	5,000.00	0.00	5,000.00	5,167.24	5,167.24	0.00	167.24-	103.34
*****TOTAL FOR FUND-SCC 018 9184 (FIELD TRIPS ELIZA NORTHROP ELEMENTARY):	2,719.70	0.00	2,719.70	2,719.70	0.00	0.00	0.00	100.00
*****TOTAL FOR FUND-SCC 018 9200 (PRINCIPAL'S FUND - CLAGGETT M.S.):	21,000.00	631.28	21,631.28	11,003.38	2,501.94	3,082.33	7,545.57	65.12
*****TOTAL FOR FUND-SCC 018 9203 (CLAGGETT M.S. MEDIA CENTER):	6,671.96	0.00	6,671.96	4,734.02	0.00	15.59	1,922.35	71.19
*****TOTAL FOR FUND-SCC 018 9210 (PRINCIPAL'S FUND - ROOT M.S.):	29,008.33	4,252.67	33,261.00	15,013.12	828.07	7,915.84	10,332.04	68.94

	FYTD Appropriated	Prior FY Carryover Encumbrances	FYTD Expendable	FYTD Actual Expenditures	MTD Actual Expenditures	Current Encumbrances	FYTD Unencumbered Balance	FYTD Percent Exp/Enc
*****TOTAL FOR FUND-SCC 018 9211 (ROOT M.S. MEDIA CENTER):	4,750.00	311.35	5,061.35	3,538.82	225.85	381.00	1,141.53	77.45
*****TOTAL FOR FUND-SCC 018 9300 (PRINCIPAL'S FUND - SENIOR HIGH):	47,149.42	527.69	47,677.11	19,908.79	4,033.84	13,909.16	13,859.16	70.93
*****TOTAL FOR FUND-SCC 018 9301 (MEDIA CENTER FUND):	1,100.00	0.00	1,100.00	50.00	0.00	0.00	1,050.00	4.55
*****TOTAL FOR FUND-SCC 018 9303 (PERFORMING ARTS):	57,759.41	14,072.75	71,832.16	51,048.89	4,516.35	8,806.64	11,976.63	83.33
*****TOTAL FOR FUND-SCC 018 9304 (BATTLING BEES BOOKSTORE):	16,129.76	866.07	16,995.83	8,980.77	4,053.29	6,723.19	1,291.87	92.40
*****TOTAL FOR FUND-SCC 018 9305 (FLEXIBLE CREDIT FUND):	835.00	0.00	835.00	150.15	90.08	0.00	684.85	17.98
*****TOTAL FOR FUND-SCC 018 9901 (PUBLIC SCHOOL SUPPORT - INSTRUCTION DEPT.):	8,203.00	300.00	8,503.00	2,458.90	0.00	460.00	5,584.10	34.33
*****TOTAL FOR FUND-SCC 018 9902 (INSERVICE - SUPERINTENDENT):	13,316.00	10,486.85	23,802.85	5,927.80	0.00	0.00	17,875.05	24.90
*****TOTAL FOR FUND-SCC 018 9905 (PUBLIC SCHOOL SUPPORT/STUDENT SERVICES):	1,165.00	6,251.78	7,416.78	0.00	0.00	0.00	7,416.78	0.00
*****TOTAL FOR FUND-SCC 018 9906 (COMMUNICATIONS - PUBLIC SCHOOL SUPPORT):	5,645.04	0.00	5,645.04	5,785.50	0.00	0.00	140.46-	102.49

	FYTD Appropriated	Prior FY Carryover Encumbrances	FYTD Expendable	FYTD Actual Expenditures	MTD Actual Expenditures	Current Encumbrances	FYTD Unencumbered Balance	FYTD Percent Exp/Enc
*****TOTAL FOR FUND-SCC 018 9910 (MAINTENANCE DEPARTMENT):	442.00	245.43	687.43	439.73	0.00	0.00	247.70	63.97
*****TOTAL FOR FUND-SCC 018 9931 (BUZZ ARTS FUND):	2,572.20	0.00	2,572.20	2,572.20	0.00	0.00	0.00	100.00
*****TOTAL FOR FUND-SCC 019 9014 (MCDAC FY14):	34,011.00	0.00	34,011.00	0.00	0.00	0.00	34,011.00	0.00
*****TOTAL FOR FUND-SCC 019 9015 (MCDAC GRANT FY15):	82,368.00	0.00	82,368.00	57,400.81	14,498.58	0.00	24,967.19	69.69
*****TOTAL FOR FUND-SCC 019 9142 (STEPHENSON FOUNDATION-MHS):	4,500.00	0.00	4,500.00	4,500.00	4,500.00	0.00	0.00	100.00
*****TOTAL FOR FUND-SCC 019 9213 (VIDEO CLUB GRANT - MHS):	1,687.82	0.00	1,687.82	1,685.00	0.00	0.00	2.82	99.83
*****TOTAL FOR FUND-SCC 019 9513 (NEA STUDENT ACHIEVEMENT GRANT):	147.00	0.00	147.00	0.00	0.00	0.00	147.00	0.00
*****TOTAL FOR FUND-SCC 019 9613 (FUEL UP - CONDOSTA - ROOT - FY13):	2,496.20	0.00	2,496.20	0.00	0.00	0.00	2,496.20	0.00
*****TOTAL FOR FUND-SCC 020 9001 (TRANSPORTATION ENTERPRISE):	20,000.00	0.00	20,000.00	3,056.40	1,151.90	16,943.60	0.00	100.00
*****TOTAL FOR FUND-SCC 022 9000 (Unclaimed funds):	96.00	0.00	96.00	4,797.36	0.00	5,202.64	9,904.00-	0.00

	FYTD Appropriated	Prior FY Carryover Encumbrances	FYTD Expendable	FYTD Actual Expenditures	MTD Actual Expenditures	Current Encumbrances	FYTD Unencumbered Balance	FYTD Percent Exp/Enc
*****TOTAL FOR FUND-SCC 022 9300 (OH HIGH SCHOOL ATH ASSOC FUND):	43,477.74	1,522.26	45,000.00	42,321.69	0.00	3,000.00	321.69-	100.71
*****TOTAL FOR FUND-SCC 024 9001 (MEDICAL AND DRUG/SELF INSURANCE FUNDS):	7,145,400.00	108,828.87	7,254,228.87	4,104,474.79	501,164.27	340,132.47	2,809,621.61	61.27
*****TOTAL FOR FUND-SCC 024 9002 (DENTAL SELF INSURANCE FUNDS):	620,000.00	2,982.56	622,982.56	403,929.26	49,061.76	54,211.36	164,841.94	73.54
*****TOTAL FOR FUND-SCC 024 9005 (WC - SELF INSURANCE):	99,166.35	0.00	99,166.35	99,166.35	0.00	0.00	0.00	100.00
*****TOTAL FOR FUND-SCC 027 0000 (WORKMANS COMP.-SELF INS):	190,000.00	0.00	190,000.00	49,922.08	19,972.44	33,545.29	106,532.63	43.93
*****TOTAL FOR FUND-SCC 071 9013 (LOCAL SALES TAX PERMANENT IMPROVEMENTS):	3,969,716.13	41,324.06	4,011,040.19	2,888,698.22	12,569.17	52,961.76	1,069,380.21	73.34
*****TOTAL FOR FUND-SCC 200 9110 (GARFIELD STUDENT COUNCIL/K-KIDS CLUB):	300.00	0.00	300.00	22.34	0.00	120.00	157.66	47.45
*****TOTAL FOR FUND-SCC 200 9121 (ELLA CANAVAN STUDENT COUNCIL):	1,000.00	0.00	1,000.00	297.00	0.00	703.00	0.00	100.00
*****TOTAL FOR FUND-SCC 200 9122 (K-KIDS CANAVAN):	400.00	0.00	400.00	0.00	0.00	0.00	400.00	0.00
*****TOTAL FOR FUND-SCC 200 9134 (FENN STUDENT BUSINESS):	0.12	0.00	0.12	0.00	0.00	0.00	0.12	0.00

	FYTD Appropriated	Prior FY Carryover Encumbrances	FYTD Expendable	FYTD Actual Expenditures	MTD Actual Expenditures	Current Encumbrances	FYTD Unencumbered Balance	FYTD Percent Exp/Enc
*****TOTAL FOR FUND-SCC 200 9184 (NORTHRUP ELEMENTARY STUDENT COUNCIL):	84.05	0.00	84.05	84.05	0.00	0.00	0.00	100.00
*****TOTAL FOR FUND-SCC 200 9185 (K-KIDS KIWANIS ACTIVITY CLUB-NORTHROP):	2,000.00	500.00	2,500.00	907.22	578.22	300.00	1,292.78	48.29
*****TOTAL FOR FUND-SCC 200 9202 (CLAGGETT MIDDLE SCH. STUDENT COUNCIL):	6,000.00	0.00	6,000.00	1,776.84	405.74	823.11	3,400.05	43.33
*****TOTAL FOR FUND-SCC 200 9205 (CLAGGETT MIDDLE SCH. BUILDERS CLUB):	800.00	0.00	800.00	0.00	0.00	0.00	800.00	0.00
*****TOTAL FOR FUND-SCC 200 9209 (CLAGGETT MIDDLE SCHOOL DRAMA CLUB):	5,000.00	0.00	5,000.00	773.50	0.00	1,444.50	2,782.00	44.36
*****TOTAL FOR FUND-SCC 200 9251 (PEP CLUB - ROOT M.S.):	796.79	0.00	796.79	165.85	165.85	0.00	630.94	20.81
*****TOTAL FOR FUND-SCC 200 9252 (CHEERLEADERS - ROOT M.S.):	39.29	0.00	39.29	0.00	0.00	0.00	39.29	0.00
*****TOTAL FOR FUND-SCC 200 9255 (MAT CLUB - ROOT M.S.):	44.75	0.00	44.75	44.75	0.00	0.00	0.00	100.00
*****TOTAL FOR FUND-SCC 200 9256 (DRAMA CLUB - ROOT M.S.):	4,000.00	0.00	4,000.00	0.00	0.00	0.00	4,000.00	0.00
*****TOTAL FOR FUND-SCC 200 9257 (ENVIRONMENTAL CLUB - ROOT M.S.):	285.03	0.00	285.03	274.00	274.00	11.03	0.00	100.00

	FYTD Appropriated	Prior FY Carryover Encumbrances	FYTD Expendable	FYTD Actual Expenditures	MTD Actual Expenditures	Current Encumbrances	FYTD Unencumbered Balance	FYTD Percent Exp/Enc
*****TOTAL FOR FUND-SCC 200 9258 (STUDENT COUNCIL - ROOT M.S.):	3,333.17	0.00	3,333.17	0.00	0.00	0.00	3,333.17	0.00
*****TOTAL FOR FUND-SCC 200 9260 (EXPLORERS TEAM - ROOT M S):	178.23	0.00	178.23	178.23	0.00	0.00	0.00	100.00
*****TOTAL FOR FUND-SCC 200 9302 (ART CLUB):	200.00	0.00	200.00	0.00	0.00	0.00	200.00	0.00
*****TOTAL FOR FUND-SCC 200 9305 (CHEMCLUB):	300.00	0.00	300.00	0.00	0.00	225.00	75.00	75.00
*****TOTAL FOR FUND-SCC 200 9307 (CHOIR):	34,274.60	11,000.00	45,274.60	17,914.29	620.88	5,579.00	21,781.31	51.89
*****TOTAL FOR FUND-SCC 200 9312 (DRAMA CLUB):	35,181.84	0.00	35,181.84	2,720.95	1,640.61	1,779.05	30,681.84	12.79
*****TOTAL FOR FUND-SCC 200 9318 (G. L. C.):	2,733.17	0.00	2,733.17	880.27	0.00	919.00	933.90	65.83
*****TOTAL FOR FUND-SCC 200 9321 (KEY CLUB):	21,000.00	1,500.00	22,500.00	2,207.39	0.00	2,000.00	18,292.61	18.70
*****TOTAL FOR FUND-SCC 200 9323 (MEDINAMITE):	967.81	0.00	967.81	300.00	300.00	660.00	7.81	99.19
*****TOTAL FOR FUND-SCC 200 9324 (MEDINIAN):	13,000.00	11,000.00	24,000.00	10,827.00	0.00	0.00	13,173.00	45.11

	FYTD Appropriated	Prior FY Carryover Encumbrances	FYTD Expendable	FYTD Actual Expenditures	MTD Actual Expenditures	Current Encumbrances	FYTD Unencumbered Balance	FYTD Percent Exp/Enc
*****TOTAL FOR FUND-SCC 200 9325 (MUSIC - BAND):	11,957.91	700.00	12,657.91	2,563.99	373.15	1,000.00	9,093.92	28.16
*****TOTAL FOR FUND-SCC 200 9326 (NATIONAL HONOR SOCIETY):	6,046.91	0.00	6,046.91	107.85	22.85	3,000.00	2,939.06	51.40
*****TOTAL FOR FUND-SCC 200 9327 (ORCHESTRA):	16,286.52	0.00	16,286.52	612.07	0.00	1,000.00	14,674.45	9.90
*****TOTAL FOR FUND-SCC 200 9330 (SCIENCE OLYMPIAD CLUB):	132.35	0.00	132.35	0.00	0.00	0.00	132.35	0.00
*****TOTAL FOR FUND-SCC 200 9332 (SPANISH CLUB):	4,684.28	0.00	4,684.28	849.15	0.00	3,150.85	684.28	85.39
*****TOTAL FOR FUND-SCC 200 9333 (STUDENT COUNCIL):	57,417.51	500.00	57,917.51	20,546.88	1,556.43	7,562.60	29,808.03	48.53
*****TOTAL FOR FUND-SCC 200 9335 (LATIN CLUB):	4,000.00	0.00	4,000.00	926.60	0.00	690.65	2,382.75	40.43
*****TOTAL FOR FUND-SCC 200 9339 (SPEECH/DEBATE CLUB):	18,000.00	1,600.62	19,600.62	16,437.54	1,891.50	1,901.00	1,262.08	93.56
*****TOTAL FOR FUND-SCC 200 9340 (S. A. D. D.):	1,000.00	0.00	1,000.00	195.13	154.42	569.00	235.87	76.41
*****TOTAL FOR FUND-SCC 200 9346 (PENGUIN BOWL/NOSB):	700.00	0.00	700.00	0.00	0.00	0.00	700.00	0.00

	FYTD Appropriated	Prior FY Carryover Encumbrances	FYTD Expendable	FYTD Actual Expenditures	MTD Actual Expenditures	Current Encumbrances	FYTD Unencumbered Balance	FYTD Percent Exp/Enc
*****TOTAL FOR FUND-SCC 200 9350 (TECHNOLOGY CLUB):	427.63	111.07	538.70	301.47	63.75	237.00	0.23	99.96
*****TOTAL FOR FUND-SCC 200 9352 (VIDEO CLUB - SR HI):	10,859.78	980.63	11,840.41	980.63	0.00	0.00	10,859.78	8.28
*****TOTAL FOR FUND-SCC 200 9353 (CHINESE CLUB):	551.94	0.00	551.94	66.11	0.00	267.00	218.83	60.35
*****TOTAL FOR FUND-SCC 200 9355 (GAY STRAIGHT ALLIANCE):	269.86	0.00	269.86	0.00	0.00	0.00	269.86	0.00
*****TOTAL FOR FUND-SCC 200 9380 (V O F T):	39,328.95	0.00	39,328.95	6,348.50	0.00	22,596.00	10,384.45	73.60
*****TOTAL FOR FUND-SCC 200 9414 (CLASS OF 2014):	1,728.91	29.43	1,758.34	145.66	0.00	1,260.00	352.68	79.94
*****TOTAL FOR FUND-SCC 200 9415 (CLASS OF 2015):	3,534.71	2,893.37	6,428.08	5,606.60	0.00	0.00	821.48	87.22
*****TOTAL FOR FUND-SCC 200 9416 (CLASS OF 2016):	38,361.41	0.00	38,361.41	487.10	0.00	2,863.50	35,010.81	8.73
*****TOTAL FOR FUND-SCC 200 9417 (CLASS OF 2017):	1,892.84	0.00	1,892.84	0.00	0.00	900.00	992.84	47.55
*****TOTAL FOR FUND-SCC 200 9418 (CLASS OF 2018):	500.00	0.00	500.00	33.94	0.00	466.00	0.06	99.99

	FYTD Appropriated	Prior FY Carryover Encumbrances	FYTD Expendable	FYTD Actual Expenditures	MTD Actual Expenditures	Current Encumbrances	FYTD Unencumbered Balance	FYTD Percent Exp/Enc
*****TOTAL FOR FUND-SCC 300 0000 (ATHLETIC FUND):	330,763.48	16,879.02	347,642.50	239,734.86	24,522.15	50,949.58	56,958.06	83.62
*****TOTAL FOR FUND-SCC 300 9201 (CLAGGETT MIDDLE SCH. BAND FUND):	26,290.00	0.00	26,290.00	18,608.82	3,079.35	1,265.97	6,415.21	75.60
*****TOTAL FOR FUND-SCC 300 9202 (CLAGGETT MIDDLE SCH. ORCHESTRA FD.):	200.00	0.00	200.00	0.00	0.00	0.00	200.00	0.00
*****TOTAL FOR FUND-SCC 300 9204 (CLAGGETT M.S. CHOIR FUND):	500.00	0.00	500.00	0.00	0.00	0.00	500.00	0.00
*****TOTAL FOR FUND-SCC 300 9206 (P A N D A):	808.93	0.00	808.93	808.93	0.00	0.00	0.00	100.00
*****TOTAL FOR FUND-SCC 300 9207 (PEACEMAKERS CLUB - CLAGGETT):	517.08	0.00	517.08	517.08	0.00	0.00	0.00	100.00
*****TOTAL FOR FUND-SCC 300 9208 (CLAGGETT - 6TH GRADE TRIPS):	147,134.00	0.00	147,134.00	98,274.22	0.00	200.00	48,659.78	66.93
*****TOTAL FOR FUND-SCC 300 9250 (ROOT M.S. BAND FUND):	29,158.94	1,341.06	30,500.00	16,028.94	345.40	5,000.00	9,471.06	68.95
*****TOTAL FOR FUND-SCC 300 9251 (ROOT M.S. ORCHESTRA FUND):	1,145.24	0.00	1,145.24	377.39	377.39	0.00	767.85	32.95
*****TOTAL FOR FUND-SCC 300 9252 (ROOT M.S. CHOIR FUND):	3,270.15	0.00	3,270.15	0.00	0.00	0.00	3,270.15	0.00

	FYTD Appropriated	Prior FY Carryover Encumbrances	FYTD Expendable	FYTD Actual Expenditures	MTD Actual Expenditures	Current Encumbrances	FYTD Unencumbered Balance	FYTD Percent Exp/Enc
*****TOTAL FOR FUND-SCC 300 9256 (LEAPING LIZARDS):	37.47	0.00	37.47	37.47	0.00	0.00	0.00	100.00
*****TOTAL FOR FUND-SCC 300 9257 (COMETS TEAM):	0.55	0.00	0.55	0.55	0.00	0.00	0.00	100.00
*****TOTAL FOR FUND-SCC 300 9258 (ROOT - DISTRICT SUPERVISED ACTIVITIES):	123,350.00	3,650.00	127,000.00	91,412.75	0.00	1,908.00	33,679.25	73.48
*****TOTAL FOR FUND-SCC 300 9259 (ROOT DANCE TEAM):	528.00	0.00	528.00	0.00	0.00	0.00	528.00	0.00
*****TOTAL FOR FUND-SCC 300 9302 (BOYS VOLLEYBALL):	6,900.00	0.00	6,900.00	955.65	0.00	44.35	5,900.00	14.49
*****TOTAL FOR FUND-SCC 300 9303 (HUDDLE/SHUDDLE):	2,500.00	0.00	2,500.00	416.79	11.64	725.00	1,358.21	45.67
*****TOTAL FOR FUND-SCC 300 9304 (LINK CREW):	3,283.62	161.88	3,445.50	1,990.55	20.00	0.00	1,454.95	57.77
*****TOTAL FOR FUND-SCC 300 9305 (MHS DANCE TEAM):	2,500.00	0.00	2,500.00	658.50	400.00	1,641.50	200.00	92.00
*****TOTAL FOR FUND-SCC 300 9306 (MHS - DISTRICT SUPERVISED ACTIVITIES):	1,000.00	0.00	1,000.00	0.00	0.00	620.00	380.00	62.00
*****TOTAL FOR FUND-SCC 300 9313 (DRAMA/MUSICAL):	14,000.00	0.00	14,000.00	5,545.00	5,545.00	0.00	8,455.00	39.61

	FYTD Appropriated	Prior FY Carryover Encumbrances	FYTD Expendable	FYTD Actual Expenditures	MTD Actual Expenditures	Current Encumbrances	FYTD Unencumbered Balance	FYTD Percent Exp/Enc
*****TOTAL FOR FUND-SCC 300 9325 (BAND - DISNEYLAND):	100,000.00	0.00	100,000.00	83,820.00	0.00	3,800.00	12,380.00	87.62
*****TOTAL FOR FUND-SCC 300 9334 (BEEHIVE CAFE):	14,256.84	1,370.77	15,627.61	9,489.47	330.38	4,190.00	1,948.14	87.53
*****TOTAL FOR FUND-SCC 300 9390 (PERU TRIP):	1,500.00	0.00	1,500.00	0.00	0.00	0.00	1,500.00	0.00
*****TOTAL FOR FUND-SCC 401 9014 (ST FRAN FY14):	90,123.29	45,266.81	135,390.10	135,390.10	0.00	0.00	0.00	100.00
*****TOTAL FOR FUND-SCC 401 9015 (AUXILIARY FUNDS/ST FRANCIS FY15):	457,168.62	0.00	457,168.62	97,909.79	15,228.08	149,494.61	209,764.22	54.12
*****TOTAL FOR FUND-SCC 401 9024 (AUX FUNDS NURTURY FY14):	4,810.78	0.00	4,810.78	4,810.78	0.00	0.00	0.00	100.00
*****TOTAL FOR FUND-SCC 401 9025 (AUX FUNDS NURTURY FY15):	11,108.46	0.00	11,108.46	1,158.00	885.00	2,892.61	7,057.85	36.46
*****TOTAL FOR FUND-SCC 401 9034 (AUX FUNDS MCA FY14):	21,280.25	1,088.80	22,369.05	22,369.05	0.00	0.00	0.00	100.00
*****TOTAL FOR FUND-SCC 401 9035 (AUX FUNDS MCA FY15):	134,670.18	0.00	134,670.18	48,308.52	11,669.16	8,204.46	78,157.20	41.96
*****TOTAL FOR FUND-SCC 401 9044 (KIDS COUNTRY FY14):	1,063.24	7,946.58	9,009.82	9,009.82	0.00	0.00	0.00	100.00

	FYTD Appropriated	Prior FY Carryover Encumbrances	FYTD Expendable	FYTD Actual Expenditures	MTD Actual Expenditures	Current Encumbrances	FYTD Unencumbered Balance	FYTD Percent Exp/Enc
*****TOTAL FOR FUND-SCC 401 9045 (KIDS COUNTRY FY15):	12,426.26	0.00	12,426.26	986.34	483.99	0.00	11,439.92	7.94
*****TOTAL FOR FUND-SCC 463 9014 (ALT ED FY14):	0.00	2,500.00	2,500.00	2,500.00	0.00	0.00	0.00	100.00
*****TOTAL FOR FUND-SCC 463 9015 (ALT ED FY15):	38,846.00	0.00	38,846.00	20,889.44	5,275.54	0.00	17,956.56	53.78
*****TOTAL FOR FUND-SCC 499 9013 (INTERN PSYCH FY13):	2,911.56	0.00	2,911.56	0.00	0.00	0.00	2,911.56	0.00
*****TOTAL FOR FUND-SCC 499 9014 (INTERN PSYCH FY14):	9,416.72	0.00	9,416.72	0.00	0.00	0.00	9,416.72	0.00
*****TOTAL FOR FUND-SCC 499 9015 (INTERN PSYCH FY15):	26,998.12	0.00	26,998.12	14,577.85	3,681.57	0.00	12,420.27	54.00
*****TOTAL FOR FUND-SCC 499 9024 (LOCAL GOVERNMENT INNOVATION FUND):	90,000.00	0.00	90,000.00	10,250.00	0.00	0.00	79,750.00	11.39
*****TOTAL FOR FUND-SCC 499 9112 (E-TECH BLENDED LEARNING GRANT):	858.31	867.96	1,726.27	602.86	209.13	0.00	1,123.41	34.92
*****TOTAL FOR FUND-SCC 506 9014 (RESIDENT EDUCATOR GRANT):	0.00	1,516.00	1,516.00	566.00	0.00	0.00	950.00	37.34
*****TOTAL FOR FUND-SCC 516 9014 (SIX B FY14):	297,986.01	152,340.60	450,326.61	172,558.26	0.00	0.00	277,768.35	38.32

	FYTD Appropriated	Prior FY Carryover Encumbrances	FYTD Expendable	FYTD Actual Expenditures	MTD Actual Expenditures	Current Encumbrances	FYTD Unencumbered Balance	FYTD Percent Exp/Enc
*****TOTAL FOR FUND-SCC 516 9015 (TITLE VI-B):	1,668,124.21	0.00	1,668,124.21	586,085.98	123,096.90	109,007.40	973,030.83	41.67
*****TOTAL FOR FUND-SCC 516 9114 (Deslexia Grant FY14):	54.95	16,199.39	16,254.34	16,198.75	0.00	0.00	55.59	99.66
*****TOTAL FOR FUND-SCC 516 9115 (DESLEXIA GRANT FY 15):	39,582.00	0.00	39,582.00	0.00	0.00	9,400.00	30,182.00	23.75
*****TOTAL FOR FUND-SCC 551 9015 (TITLE III IMMIGRANT FY 15):	1,189.48	0.00	1,189.48	1,189.48	0.00	0.00	0.00	100.00
*****TOTAL FOR FUND-SCC 551 9115 (TITLE III LEP FY15):	10,001.29	0.00	10,001.29	10,001.29	0.00	0.00	0.00	100.00
*****TOTAL FOR FUND-SCC 572 9014 (TITLE I FY14):	215,787.66	176,452.64	392,240.30	146,820.45	0.00	0.00	245,419.85	37.43
*****TOTAL FOR FUND-SCC 572 9015 (TITLE I-D FY 15):	819,459.93	0.00	819,459.93	228,451.68	46,812.97	5,926.36	585,081.89	28.60
*****TOTAL FOR FUND-SCC 572 9114 (TITLE I-D FY14):	43,230.25	12,899.90	56,130.15	26,444.50	0.00	0.00	29,685.65	47.11
*****TOTAL FOR FUND-SCC 572 9115 (TITLE I-D FY 15):	114,831.13	0.00	114,831.13	7,186.41	1,959.93	0.00	107,644.72	6.26
*****TOTAL FOR FUND-SCC 587 9014 (PRESCHOOL FY14):	8,722.53	4,339.53	13,062.06	4,319.28	0.00	0.00	8,742.78	33.07

	FYTD Appropriated	Prior FY Carryover Encumbrances	FYTD Expendable	FYTD Actual Expenditures	MTD Actual Expenditures	Current Encumbrances	FYTD Unencumbered Balance	FYTD Percent Exp/Enc
*****TOTAL FOR FUND-SCC 587 9015 (PRESCHOOL FY 15):	40,423.58	0.00	40,423.58	17,767.13	6,031.20	2,542.52	20,113.93	50.24
*****TOTAL FOR FUND-SCC 590 9014 (TITLE II-A FY14):	16,291.14	77,990.94	94,282.08	78,645.32	0.00	0.00	15,636.76	83.41
*****TOTAL FOR FUND-SCC 590 9015 (TITLE II-A FY15):	164,229.91	0.00	164,229.91	59,374.06	14,896.99	5,020.00	99,835.85	39.21
*****GRAND TOTALS:	102,210,620.05	1,813,238.43	104,023,858.48	60,035,481.85	7,949,061.82	4,862,766.22	39,125,610.41	62.39

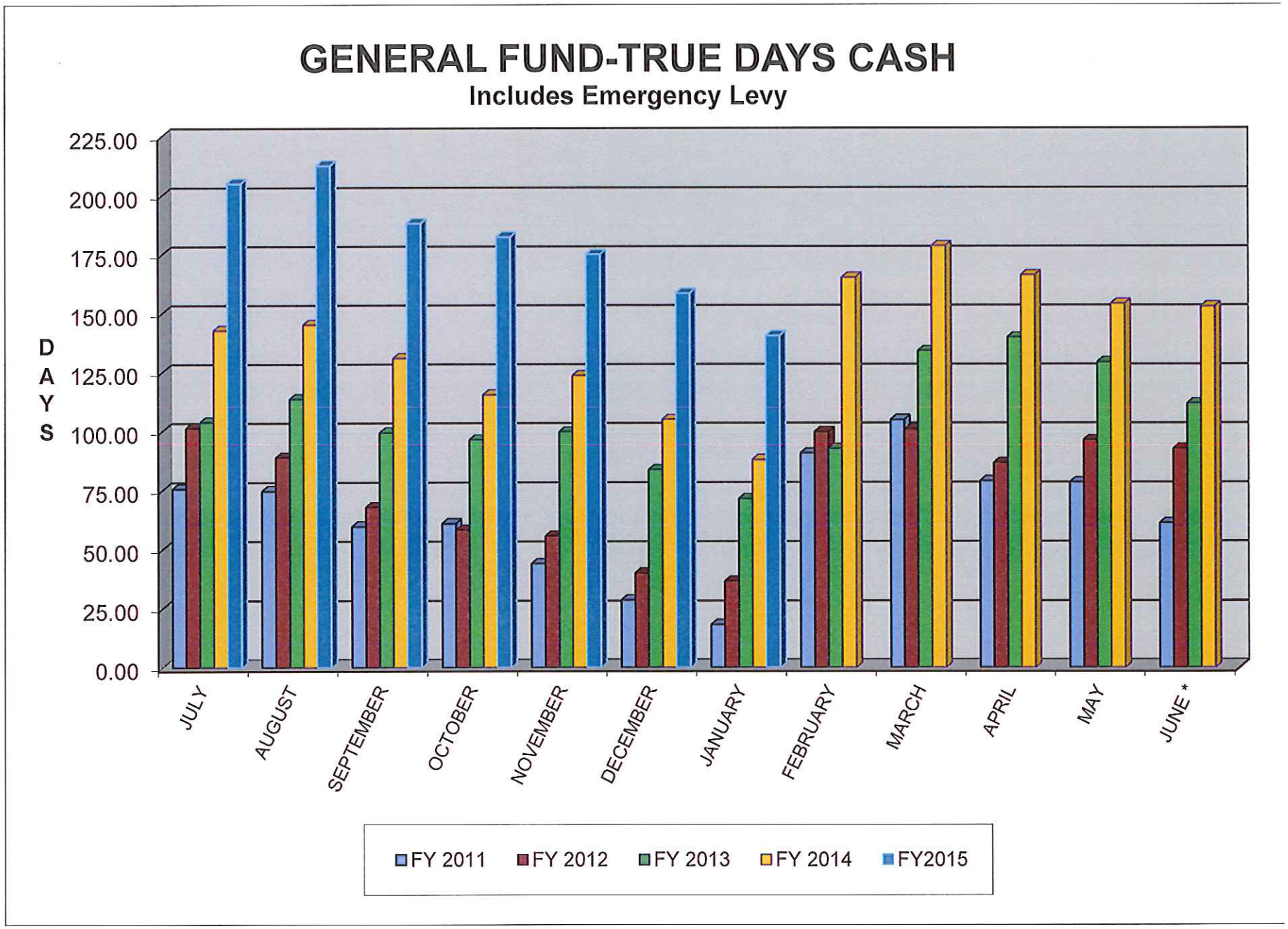
GENERAL FUND-TRUE DAYS CASH
Includes Emergency Levy
DAYS
225.00
200.00
175.00
150.00
125.00
100.00
75.00
50.00
25.00
0.00
JULY
AUGUST
SEPTEMBER
OCTOBER
NOVEMBER
DECEMBER
JANUARY
FEBRUARY
MARCH
APRIL
MAY
JUNE *
FY 2011
FY 2012
FY 2013
FY 2014
FY2015