

Medina City Schools

General Fund Analysis

January 31, 2018

	2017-2018	Y-T-D Actual		
	Original Estimate	July 2017 - June 2018	Percent	Variance
	(1)	(2)		(3)
Beginning Balance - July 1, 2017		53,851,830.20		0.00
General Fund	39,370,833.97			
Other Funds - Emergency Levy	14,480,996.23			
Revenue	<u>76,914,005.58</u>	<u>43,572,536.00</u>	<u>56.7%</u>	<u>33,341,469.58</u>
	76,914,005.58	43,572,536.00		33,341,469.58
Expenditures	76,147,614.00	43,597,358.24	57.3%	32,550,255.76
Encumbrance	946,300.00	2,082,241.07		-1,135,941.07
	<u>77,093,914.00</u>	<u>45,679,599.31</u>		<u>31,414,314.69</u>
Ending Balance - June 30, 2018	53,671,921.78	51,744,766.89		1,927,154.89

Original Estimate revenue, expenditure and encumbrance taken from May 2017 five-year forecast
plus Return of Advances issued June 2017.

Includes November 2013 Emergency Levy

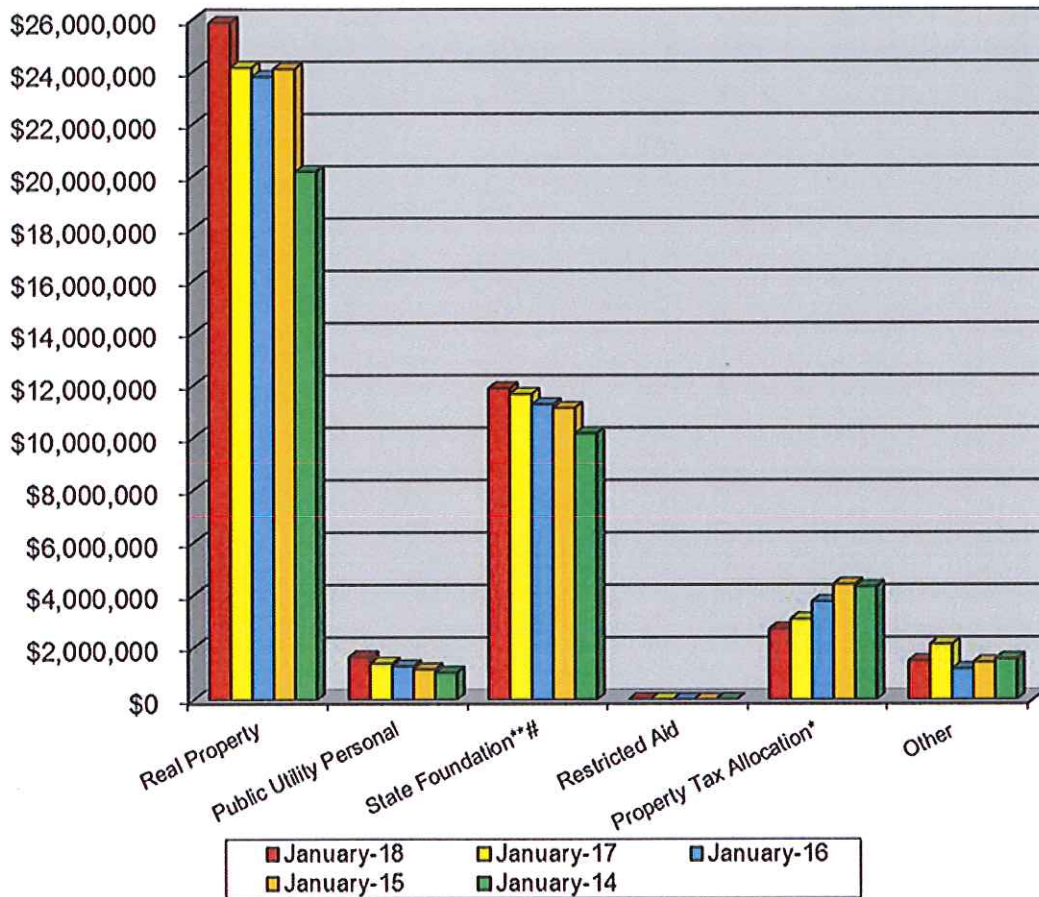
General Fund Summary

January 2018

Revenues

1. Real Property Taxes – Total Real Property Taxes received from the beginning of the fiscal year until January 31, 2018 is \$25,865,223.66. This is an increase of 7.1% above last year's taxes received at this time. This is due to the final settlement being posted in August last year moving monies into Public Utility Personal Property. \$3,580,330.00 was collected in January.
2. Public Utility Personal Property Taxes – Total Public Utility Personal Property Taxes received from the beginning of the fiscal year until January 31, 2018 is \$1,633,841.71. These monies are distributed upon settlement from the County Auditor. The amounts are listed in a separate line for State and five-year forecasting purposes. \$-0- has been transferred in January.
3. State Foundation – State Foundation monies received from the State of Ohio from the beginning of the fiscal year until January 31, 2018 total \$11,873,151.05. This is an increase of 1.8% above last year's foundation money received at this time. This includes \$356,722.67 from Casino revenues for the year. \$2,071,830.19 was collected in January.
4. Restricted Aid – Restricted Aid monies are for Career Tech funding. Monies received from the beginning of the fiscal year until January 31, 2018 total \$19,960.00. \$2,851.42 was collected in January.
5. Homestead and Rollback – Monies received from the State of Ohio from the beginning of the fiscal year until January 31, 2018 total \$2,696,725.08. Receipts are based upon the real property taxes collected and Homestead filings with the County Auditor. These revenues will also include monies for personal property tax loss reimbursement from the State. The State will again be reducing the distribution of personal property tax loss reimbursement for the schools and will distribute these monies in November and May. \$-0-was collected in January.
6. Other – Other monies received from the beginning of the fiscal year until January 31, 2018 total \$1,483,634.50. This is a decrease of 30.0% below last year at this time and is due to Other Local Taxes, Gains/Losses on Investments, Rent, Creative Abatements, Medicare Funding, Return of Advances, and Refund of Prior Years Expenditures. \$108,191.11 was collected in January.

General Fund Revenue



	January-18	January-17	January-16	January-15	January-14	Current Forecast
Real Property	\$25,865,224	\$24,146,454	\$23,799,627	\$24,091,312	\$20,162,232	\$47,651,143
Public Utility Personal	\$1,633,842	\$1,384,942	\$1,278,953	\$1,162,428	\$1,036,985	\$3,021,813
State Foundation**#	\$11,873,151	\$11,660,252	\$11,268,491	\$11,123,093	\$10,163,130	\$20,662,619
Restricted Aid	\$19,960	\$8,403	\$4,591	\$3,703	\$14,765	\$81,792
Property Tax Allocation*	\$2,696,725	\$3,074,694	\$3,742,633	\$4,399,021	\$4,304,152	\$6,129,771
Other	\$1,483,635	\$2,118,513	\$1,178,331	\$1,428,735	\$1,557,410	\$3,037,726
Total	\$43,572,536	\$42,393,258	\$41,272,626	\$42,208,292	\$37,238,674	\$80,584,864
State %	33.5%	34.8%	36.4%	36.8%	38.9%	

* Includes Homestead/Rollback, Tangible Personal Property Tax Fixed Rate Loss Reimbursement and Electric Deregulation.

* Includes Casino Revenue in State Foundation beginning January 2013 and Economic Disadvantaged Funding in November 2013.

† Includes a one time Hold Harmless on TPP in May 2016

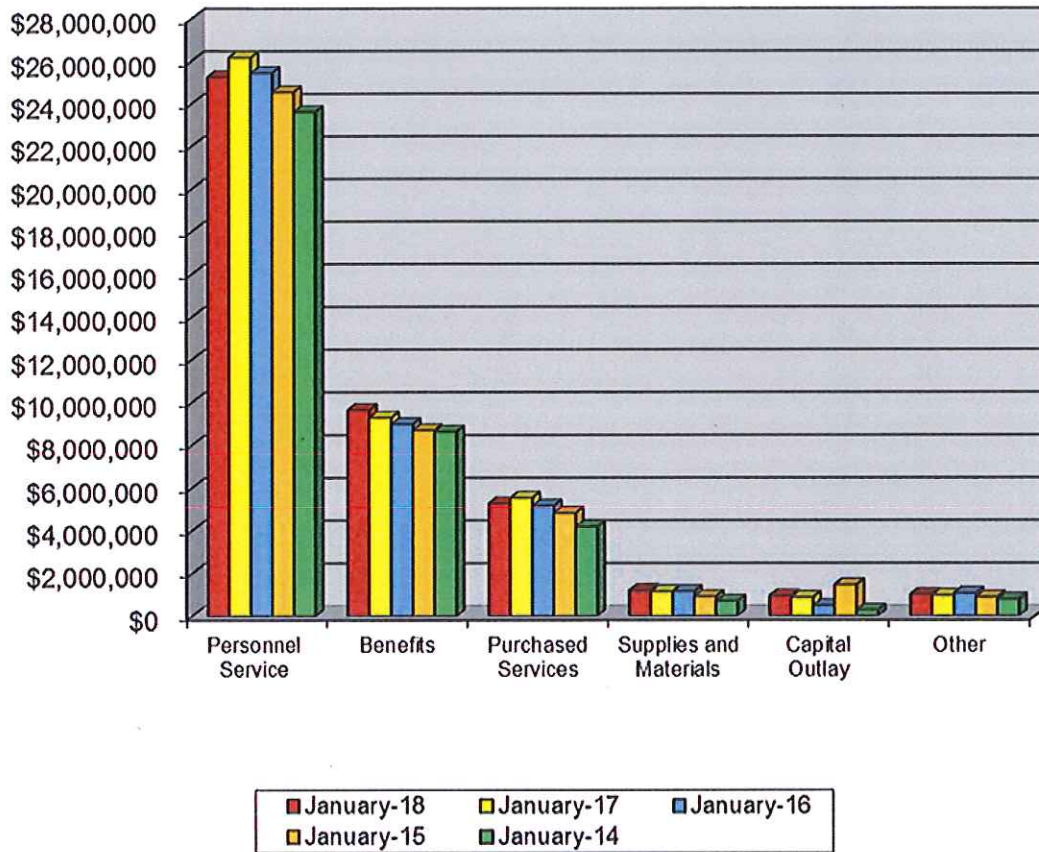
General Fund Summary

January 2018

Expenditures

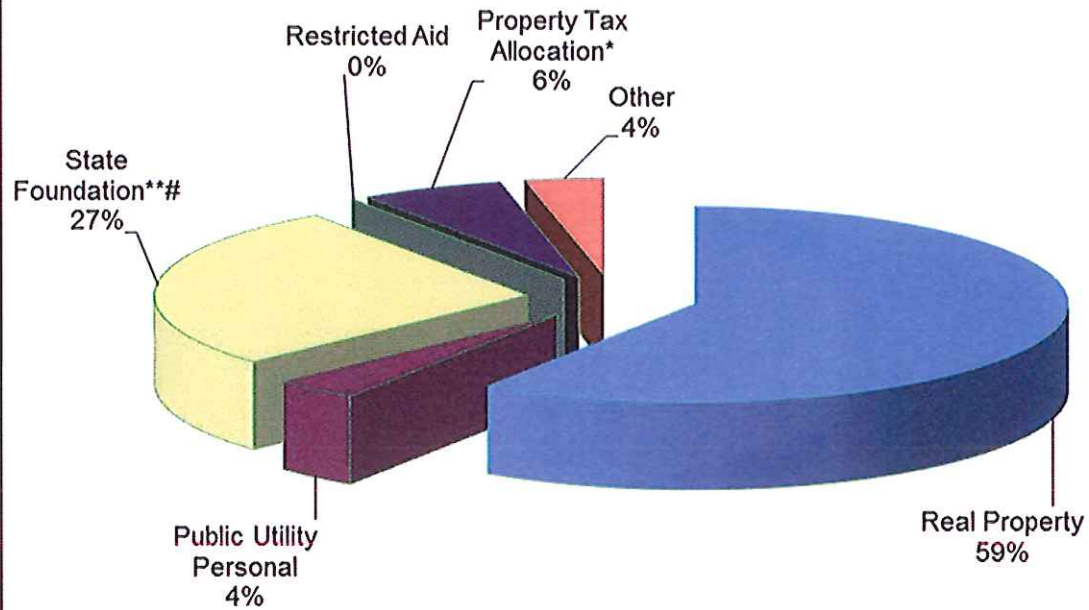
1. Personnel Services– The costs for personnel services for the School District from the beginning of the fiscal year until January 31, 2018 was \$25,245,154.97. This was a decrease of 3.5% below last year at this time. We are still one payment in the fiscal year behind last fiscal year. \$3,399,201.84 was spent in January.
2. Benefits – The cost for benefits for the School District from the beginning of the fiscal year until January 31, 2018 was \$9,633,024.49. This was an increase of 3.8% above last year at this time. \$1,435,277.50 was spent in January.
3. Purchased Services – The cost for purchased services for the district from the beginning of the fiscal year until January 31, 2018 total \$5,259,819.83. This was a 4.8% decrease below last year at this time. \$615,282.60 was spent in January. Professional Services, GAAP Services, Repairs and Services, Rent, Security Services – PAC, Postage, Electricity, Water/Sewer, Gas, and Community Schools account for the decrease.
4. Supplies and Materials – The cost for supplies and materials for the district from the beginning of the fiscal year until January 31, 2018 total \$1,199,870.81. This was a 4.6% increase above last year at this time. \$104,847.97 was spent in January. Textbooks, Fuel, and Tires account for this increase.
5. Capital Outlay – The cost for capital outlay for the district from the beginning of the fiscal year until January 31, 2018 total \$942,122.50. This was an 8.2% increase above last year at this time and was mainly due to Technology, Maintenance and Transportation Equipment. \$6,054.32 was spent in January.
6. Other – The cost of other expenditures excluding transfers for the district was \$1,001,378.11 for the fiscal year until January 31, 2018. This was a 3.5% increase above last year at this time. \$75,915.62 was spent in January. Other Dues/Fees, District Audit, County Board Services, and Awards and Prizes make up the majority of this increase.

General Fund Expenditures

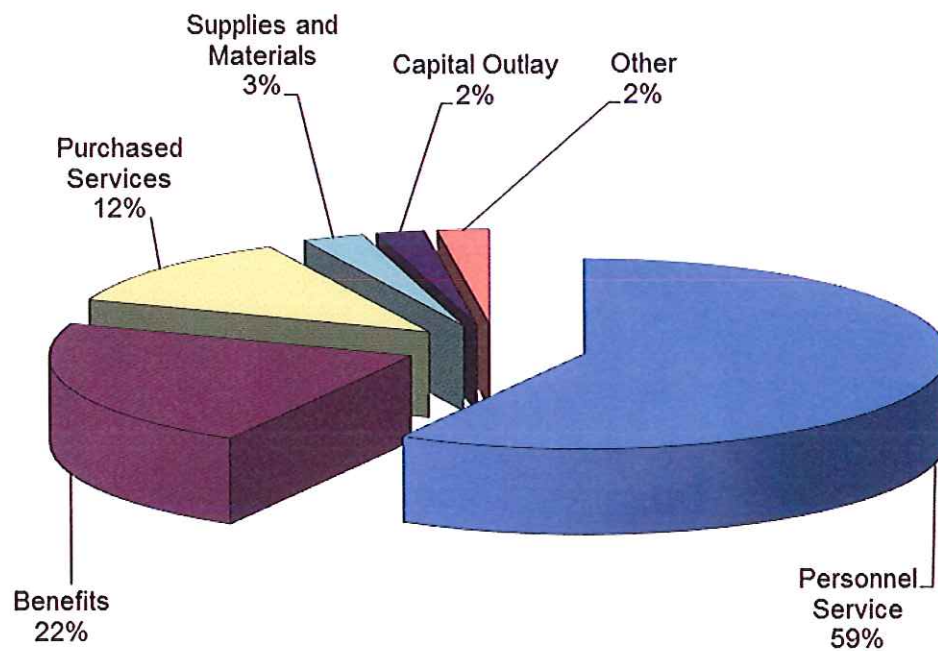


	January-18	January-17	January-16	January-15	January-14	Current Forecast
Personnel Service	\$25,245,155	\$26,168,238	\$25,443,104	\$24,537,503	\$23,606,661	\$44,412,755
Benefits	\$9,633,024	\$9,276,821	\$8,974,690	\$8,683,477	\$8,619,503	\$15,752,904
Purchased Services	\$5,259,820	\$5,522,401	\$5,159,653	\$4,815,259	\$4,178,138	\$9,321,752
Supplies and Materials	\$1,199,871	\$1,147,470	\$1,152,173	\$906,784	\$693,949	\$1,807,524
Capital Outlay	\$942,123	\$870,526	\$484,244	\$1,455,676	\$274,958	\$1,089,300
Other	\$1,001,378	\$967,396	\$1,058,789	\$879,897	\$780,662	\$1,741,027
Transfers and Adv., Etc.	\$315,988	\$452,956	\$486,731	\$307,538	\$481,728	\$493,894
Other than Debt						
Total	\$43,597,358	\$44,405,808	\$42,759,384	\$41,586,134	\$38,635,599	\$74,619,156

Current General Fund Revenue



Current General Fund Expenditures



January 2018

MEDINA CITY SCHOOLS BANK REC

Balance

3,304,791.00

Bank Balance - Regular Account

Petty Cash	
Financial Checks Outstanding	536,548.27
Worker Comp Outstanding	538.74
Flex O/S Checks	634.91
Payroll Checks Outstanding	36,584.79

(574,306.71)

2,730,484.29

Flex Spending Bank Acct

30,429.48

Investments:

Sweep Account	1,284,529.77		
Redtree Investments	22,815,000.67		
T. Rowe - Collins	328,716.65		610,236.13
T. Rowe - Bushman	0.00	328,716.65	5,303.50
Scudder - Collins	281,519.48		615,539.63
Scudder - Bushman	5,303.50	286,822.98	
Kanehl Stocks	5,803.02	615,539.63	
Star Ohio (22923)	23,646,070.80		
		23,646,070.80	
Star Plus 104791113939	0.00		
Multi-Bank Securities	10,615,842.67		
Fifth Third Securities	6,882,086.52		
Fifth Third Money Market	2,796,389.98		
Fifth Third Treasuries			

Total

68,661,263.06

68,661,263.06

71,422,176.83

Adjustments

Deposits in Transit	3,448.67
Expenses not posted	(743,510.41)
Other adjustments (see below)	0.00
Total	(740,061.74)

70,682,115.09

MCSD Balance

70,682,115.09

Difference Between Bank vs. Book

0.00

MEDINA CITY SCHOOLS
SALES TAX UPDATE

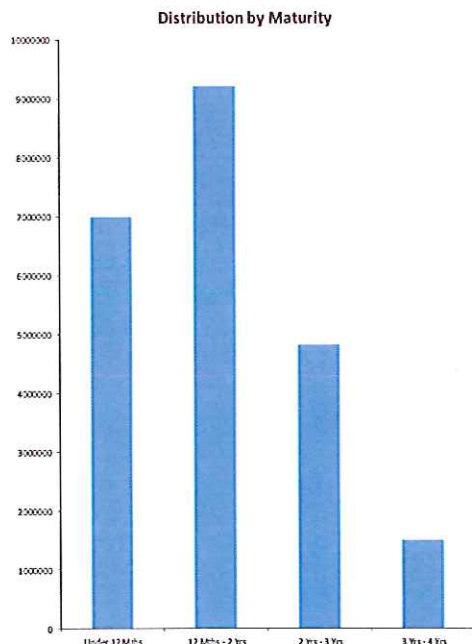
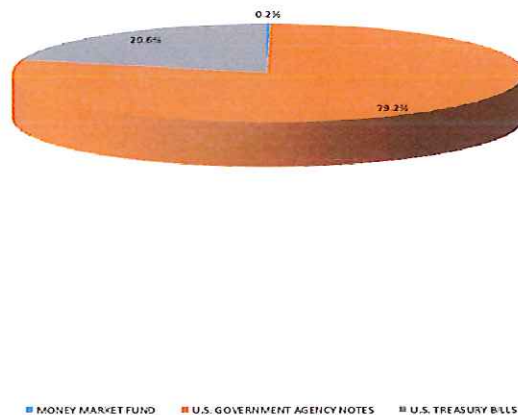
Date	Sales Tax Description	Receipts	Expenditures	Balance
July 1, 2017	Beginning Balance (071) Sales Tax and (002-9012) Bond			\$3,232,044.11
July	6 Month Asbestos Surveillance Inspection and Reports		\$525.00	\$3,231,519.11
	Dell, Inc. Poweredge R330		\$22,608.00	\$3,208,911.11
	Paving Program		\$5,555.46	\$3,203,355.65
	Tennis Court Improvements		\$3,555.46	\$3,199,800.19
	VP-16 16 Port Analog IP Video Encoders		\$8,995.00	\$3,190,805.19
	4th Quarter Fleet Master Lease Agreement		\$9,110.24	\$3,181,694.95
	Concept Develop and Schem Design/Design Phase and Const		\$4,417.00	\$3,177,277.95
	Sales Tax Distribution	\$718,991.15		\$3,896,269.10
August	Turf Replacement		\$449,510.00	\$3,446,759.10
	Flex Flip Tables		\$8,461.00	\$3,438,298.10
	Paving Program		\$500.00	\$3,437,798.10
	Mesh Black Chairs		\$2,524.76	\$3,435,273.34
	Remove and Replace Conrete Stoop/Step at Entrance to Locker Room		\$2,100.00	\$3,433,173.34
	1st Quarter Fleet Master Lease Agreement		\$9,110.24	\$3,424,063.10
	Lavor and Materials/Fixture Relamping		\$57,780.00	\$3,366,283.10
	Romove and Replace 525 Sq. Ft. of Concrete at Heritage		\$4,100.00	\$3,362,183.10
	Black Chairs		\$9,017.00	\$3,353,166.10
	Freight Charges/Anchor Bracket System		\$60.00	\$3,353,106.10
	Labor and Materials for Garfield Cupola Repair		\$61,880.39	\$3,291,225.71
	Claggett Door Replacement		\$1,675.00	\$3,289,550.71
	District Paving Program		\$57,952.04	\$3,231,598.67
September	Soccer Groundbar Anchor Bracket System		\$40.62	\$3,231,558.05
	Tetherballs/Post/Funball/Hoop/Backboards/Freight		\$3,825.00	\$3,227,733.05
	Stack Chairs, Poly Shell, Chrome Legs		\$1,882.00	\$3,225,851.05
	1st Quarter Fleet Master Lease Agreement		\$9,645.81	\$3,216,205.24
	Garfield Locker Replacement Project		\$23,900.00	\$3,192,305.24
	Paving Program		\$11,550.00	\$3,180,755.24
	Bank Chargers for New Radios		\$900.00	\$3,179,855.24
	Mini Dome Camera/Network Drops		\$768.00	\$3,179,087.24
	Labor and Materials for Garfield Cupola Repair		\$5,380.91	\$3,173,706.33
	Claggett Middle School Exterior Gym Door Replacement and Frame Upg		\$6,900.00	\$3,166,806.33
	Engineering Design and Observation for Sports Lighting at Ken Dukes St		\$2,900.00	\$3,163,906.33
	Labor and Supplies for Removal and Replacement of Carpet/Claggett 304		\$2,189.00	\$3,161,717.33
	Service Agreement - Generator		\$17,761.00	\$3,143,956.33
October	District Paving Program		\$140,947.81	\$3,003,008.52
	Flex Flip Tables in PDC		\$6,265.00	\$2,996,743.52
	2nd Quarter Fleet Master Lease Agreement		\$9,519.82	\$2,987,223.70
	Sales Tax Distribution	\$845,102.53		\$3,832,326.23
	6' Park Bench with Backrest at Northrop		\$333.00	\$3,831,993.23
	Door Replacement-Main Entrance and Bus Loop at Claggett		\$17,800.00	\$3,814,193.23
	Tennis Court Improvement		\$317.62	\$3,813,875.61
	Cupola Bidding and Award Phase, Construction and Closeout Phase		\$2,276.00	\$3,811,599.61
November	COPS Principal and Interest		\$1,261,668.75	\$2,549,930.86
	Claggett Middle School Door Replacement		\$6,580.00	\$2,543,350.86
	Conference Tables		\$2,411.82	\$2,540,939.04
	Roller Shades for Garfield and Claggett, Installation		\$6,420.00	\$2,534,519.04
	Teatherball Post, Balls, Funball, Hoop, Backboards		\$3,825.00	\$2,530,694.04
	Sealcoat Parking Lot Area at Garfield		\$3,457.00	\$2,527,237.04
	Sealcoat Blake Elementary Playground		\$5,537.00	\$2,521,700.04
	2nd Quarter Fleet Master Lease Agreement		\$9,519.82	\$2,512,180.22
	Paving Program		\$4,500.00	\$2,507,680.22
	Replacement Mats at Garfield		\$520.20	\$2,507,160.02
	Materials for Flooring Replacement of Stage Area at EVOLVE		\$979.00	\$2,506,181.02
December	Refrigerator/Chest Freezer Central Office		\$1,181.00	\$2,505,000.02
	Cupboard Storage Units/Marker Board/Work Surfaces at Fenn		\$12,951.81	\$2,492,048.21
	Staff Workroom Furniture - Heritage		\$5,779.36	\$2,486,268.85

MEDINA CITY SCHOOLS
SALES TAX UPDATE

Date	Sales Tax Description	Receipts	Expenditures	Balance
	NJPA Contract - Turf Replacement		\$39,390.00	\$2,446,878.85
	2nd Quarter Fleet Master Lease Agreement		\$9,519.82	\$2,437,359.03
	Provide/Install Security Cage at Claggett for Robotics Equipment		\$3,525.00	\$2,433,834.03
	Repairs/Improvements to Garfield Playground, Parking Lot Areas		\$8,574.53	\$2,425,259.50
	6-Month Asbestos Surveillance		\$525.00	\$2,424,734.50
	Worksurface Items for Communications Office		\$1,159.04	\$2,423,575.46
January 2018	Carpet Replacement at Bus Garage		\$2,749.00	\$2,420,826.46
	Fixture Relamping at MHS		\$11,245.00	\$2,409,581.46
	Sales Tax Distribution	\$786,197.16		\$3,195,778.62
	Balance Due on NJPA Contract - Turf Replacement		\$9,500.00	\$3,186,278.62
	3rd Quarter Fleet Master Lease Agreement		\$9,519.82	\$3,176,758.80
	Grace Drake Ceiling and Wall Plaster Repair and Paint		\$4,650.00	\$3,172,108.80
	Fiscal Year Totals	\$2,350,290.84	\$2,410,226.15	

Monthly Investment Summary
Medina City School District
US Bank Custodian Acct Ending x70982
 January 31, 2018

Monthly Cash Flow Activity		Market Value Summary				
From 12-31-17 through 01-31-18		Security Type	Market Value	Pct. Assets	Avg Yield at Cost	Wght Avg Mat
Beginning Book Value	22,799,623.64	Money Market Fund				
Contributions	0.00	MONEY MARKET FUND	42,005.25	0.2	1.22	0.00
Withdrawals	0.00	Fixed Income				
Realized Gains/Losses	0.00	U.S. GOVERNMENT AGENCY NOTES	17,812,166.97	79.0	1.29	1.81
Gross Interest Earnings	15,377.03	U.S. TREASURY BILLS	4,643,831.62	20.6	1.44	0.71
Ending Book Value	22,815,000.67	Accrued Interest	58,944.50	0.3		
		TOTAL PORTFOLIO	22,556,948.34	100.0	1.32	1.58

Maturity Distribution

Security Type Allocation

Disclosures:

RedTree's internal accounting system is used as the source of the market value of this account. Although obtained from a source believed to be reliable, we cannot guarantee its accuracy. You should review all account statements provided by the custodian and compare with the statements provided by RedTree.

Questions? Call 888.596.2293 or email info@redtreeinv.com

Portfolio Holdings Report
Medina City School District
US Bank Custodian Acct Ending x70982
 January 31, 2018

Quantity	Cusip	Security Description	Moody's	S&P	Cost Basis	Market Value	Yield at Cost	Wtd Maturity
U.S. GOVERNMENT AGENCY NOTES								
1,270,000	3134G9N60	Federal Home Ln Mtg 1.000% Due 07-27-18	Aaa	AA+	1,270,000.00	1,265,323.86	1.00	0.49
1,085,000	3135G0G72	Federal Natl Mtg Assoc 1.125% Due 12-14-18	Aaa	AA+	1,083,730.55	1,077,566.66	1.19	0.86
2,220,000	3137EADZ9	Federal Home Ln Mtg 1.125% Due 04-15-19	Aaa	AA+	2,219,267.40	2,196,103.92	1.14	1.19
2,500,000	3135G0K93	Federal Natl Mtg Assoc 1.250% Due 06-28-19	Aaa	AA+	2,500,000.00	2,469,170.00	1.25	1.39
2,180,000	3130A9EP2	Federal Home Ln Bank 1.000% Due 09-26-19	Aaa	AA+	2,179,753.60	2,140,509.30	1.00	1.62
2,420,000	3136G2RQ2	Federal Natl Mtg Assoc 1.400% Due 10-29-19	Aaa	AA+	2,420,000.00	2,382,928.02	1.40	1.71
1,270,000	3136G3J71	Federal Natl Mtg Assoc 1.420% Due 07-27-20	Aaa	AA+	1,270,000.00	1,239,381.57	1.42	2.43
1,520,000	3136G35C5	Federal Natl Mtg Assoc 1.400% Due 08-28-20	Aaa	AA+	1,520,000.00	1,482,656.64	1.40	2.50
2,130,000	3136G4AL7	Federal Natl Mtg Assoc 1.500% Due 09-30-20	Aaa	AA+	2,130,000.00	2,074,240.86	1.50	2.58
1,545,000	3136G34Y8	Federal Natl Mtg Assoc 1.600% Due 08-24-21	Aaa	AA+	1,545,000.00	1,484,286.13	1.60	3.41
	Accrued Interest					58,944.50		
					18,137,751.55	17,871,111.47	1.29	1.81
U.S. TREASURY BILLS								
1,080,000	912796NV7	US Treasury Bill 0.000% Due 09-13-18	P-1	A-1+	1,066,485.51	1,069,008.84	1.26	0.62
1,770,000	912796NZ8	US Treasury Bill 0.000% Due 10-11-18	P-1	A-1+	1,746,167.39	1,749,129.93	1.40	0.69
1,850,000	912796PD5	US Treasury Bill 0.000% Due 11-08-18	P-1	A-1+	1,822,590.97	1,825,692.85	1.58	0.77
					4,635,243.87	4,643,831.62	1.44	0.71
MONEY MARKET FUND								
	USBMMF	First American Treasury Obligations Fund			42,005.25	42,005.25	1.22	
TOTAL PORTFOLIO					22,815,000.67	22,556,948.34	1.32	1.58

Disclosures:

RedTree's internal accounting system is used as the source of the market value of this account. Although obtained from a source believed to be reliable, we cannot guarantee its accuracy. You should review all account statements provided by the custodian and compare with the statements provided by RedTree.

Questions? Call 888.596.2293 or email info@redtreeinv.com

Monthly Activity Reports
Medina City School District
US Bank Custodian Acct Ending x70982
From 01-01-18 Through 01-31-18

GROSS INTEREST INCOME

Ex-Date	Pay-Date	Security	Amount
U.S. GOVERNMENT AGENCY NOTES			
01-29-18	01-29-18	Federal Home Ln Mtg 1.000% Due 07-27-18	6,350.00
01-29-18	01-29-18	Federal Natl Mtg Assoc 1.420% Due 07-27-20	9,017.00
			15,367.00
MONEY MARKET FUND			
01-02-18	01-02-18	First American Treasury Obligations Fund	10.03
GROSS INCOME			15,377.03

Disclosures:

RedTree's internal accounting system is used as the source of the market value of this account. Although obtained from a source believed to be reliable, we cannot guarantee its accuracy. You should review all account statements provided by the custodian and compare with the statements provided by RedTree.

Questions? Call 888.596.2293 or email info@redtreeinv.com

Purchase and Sale
Medina City School District
US Bank Custodian Acct Ending x70982
From 01-01-18 Through 01-31-18

Trade Date	Settle Date	Quantity	Security	Unit Price	Amount
---------------	----------------	----------	----------	---------------	--------

No transactions were found!

Disclosures:

RedTree's internal accounting system is used as the source of the market value of this account. Although obtained from a source believed to be reliable, we cannot guarantee its accuracy. You should review all account statements provided by the custodian and compare with the statements provided by RedTree.

Questions? Call 888.596.2293 or email info@redtreeinv.com

Realized Gains/Losses
 Medina City School District
 US Bank Custodian Acct Ending x70982
 From 01-01-18 Through 01-31-18

Open Date	Close Date	Quantity	Security	Cost Basis	Proceeds	Gain Or Loss	
						Short Term	Long Term
TOTAL GAINS						0.00	0.00
TOTAL LOSSES						0.00	0.00
TOTAL REALIZED GAIN/LOSS		0.00		0.00	0.00	0.00	0.00

Disclosures:

RedTree's internal accounting system is used as the source of the market value of this account. Although obtained from a source believed to be reliable, we cannot guarantee its accuracy. You should review all account statements provided by the custodian and compare with the statements provided by RedTree.

Questions? Call 888.596.2293 or email info@redtreeinv.com

ENV# CEBFDRCKBBJGPXZ_BBBBB
FIFTH THIRD SECURITIES, INC.
MD 1MOB2A
5050 KINGSLEY DRIVE
CINCINNATI, OH 45263

MEDINA CITY SCHOOLS
DAVID CHAMBERS
739 WEYMOUTH RD
MEDINA OH 44256



STATEMENT FOR THE PERIOD JANUARY 1, 2018 TO JANUARY 31, 2018

MEDINA CITY SCHOOLS - Corporation
Account Number: [REDACTED]

By the courtesy of:
LEE/CARTER/SAVAGE

For questions about your accounts:
Local: 614 744 5496
National: 800 228 8852

TOTAL VALUE OF YOUR PORTFOLIO **\$9,678,476.50**

FOR YOUR INFORMATION


Fifth Third Securities, Inc. Investments offered through Fifth Third Securities, Inc., member
FINRA/SIPC

Fifth Third Securities, Inc.

MN_CEBFDRCKBBJGPXZ_BBBBB 20180131

CHANGE IN VALUE OF YOUR PORTFOLIO

\$ millions



Change In Value Of Your Portfolio information can be found in Miscellaneous Footnotes at the end of this statement.

Account carried with National Financial Services LLC, Member
NYSE, SIPC

Statement for the Period January 1, 2018 to January 31, 2018

MEDINA CITY SCHOOLS - Corporation
Account Number: [REDACTED]



Account Overview

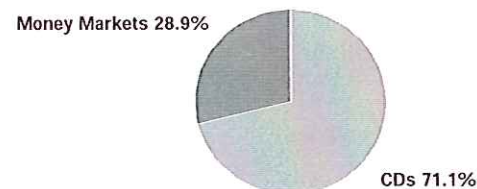
CHANGE IN ACCOUNT VALUE	Current Period	Year-to-Date
BEGINNING VALUE	\$9,690,786.57	\$9,690,786.57
Additions and Withdrawals	(\$23,137.19)	(\$23,137.19)
Income	\$22,862.01	\$22,862.01
Taxes, Fees and Expenses	\$0.00	\$0.00
Change in Value	(\$12,034.89)	(\$12,034.89)
ENDING VALUE (AS OF 01/31/18)	\$9,678,476.50	\$9,678,476.50

Refer to Miscellaneous Footnotes for more information on Change in Value.

INCOME	Current Period	Year-to-Date
TAXABLE		
Taxable Dividends	\$44.91	\$44.91
Taxable Interest	\$22,817.10	\$22,817.10
TOTAL TAXABLE	\$22,862.01	\$22,862.01
TOTAL INCOME	\$22,862.01	\$22,862.01

Taxable income is determined based on information available to NFS at the time the statement was prepared, and is subject to change. Final information on taxation of interest and dividends is available on Form 1099-Div, which is mailed in February of the subsequent year.

ACCOUNT ALLOCATION



	Percent	Prior Period	Current Period
Money Markets	28.9 %	\$48,094.14	\$2,796,389.98
CDs	71.1	\$9,642,692.43	\$6,882,086.52
TOTAL	100.0 %	\$9,690,786.57	\$9,678,476.50

Account Allocation shows the percentage that each asset class represents of your total account value. Account Allocation for equities, fixed income, and other categories may include mutual funds and may be net of short positions. NFS has made assumptions concerning how certain mutual funds are allocated. Closed-end mutual funds and Exchange Traded Products (ETPs) listed on an exchange may be included in the equity allocation. The chart may not reflect your actual portfolio allocation. Consult your broker/dealer prior to making investment decisions.

Statement for the Period January 1, 2018 to January 31, 2018

MEDINA CITY SCHOOLS - Corporation
Account Number: [REDACTED]



Account Overview *continued*

MESSAGES AND ALERTS

Customers wishing to learn more about their investment professional can contact the FINRA BrokerCheck Hotline Number at 1-800-289-9999 or visit the FINRA Regulation website www.finra.org. Customers can also obtain an investor brochure that includes information describing the FINRA BrokerCheck program by contacting Brokerage Operations 1-888-889-1025.

Fifth Third Securities reminds you to please promptly report any inaccuracies or discrepancies in your account to Brokerage Operations by calling 1-888-889-1025. Please reconfirm any oral communications in writing to your Investment Professional to further protect your rights under the Securities Investor Protection Act SIPA.

Please note that the FDIC insured deposit at Fifth Third Bank under the Fifth Third BD Program is not covered by SIPC. The FDIC insured deposit is eligible for FDIC insurance subject to FDIC coverage limits at the time funds are deposited at Fifth Third Bank. As referenced in the Fifth Third BD Program disclosure document, clients are responsible for monitoring their total assets at Fifth Third Bank to determine the extent of available FDIC coverage.

Customers wishing to learn more about how an order is routed or executed should notify their investment professional in writing. Pursuant to SEC rules, customers can request details on the identity of the venue to which their orders were routed for execution. A written report will be furnished upon request. To learn more about how your order is routed online, please visit <https://www.53.com/investments>.

Statement for the Period January 1, 2018 to January 31, 2018

MEDINA CITY SCHOOLS - Corporation

Account Number: [REDACTED]



Holdings

NFS-provided cost basis, realized gain (loss) and holding period information may not reflect all adjustments necessary for tax purposes. Please refer to Footnotes and Cost Basis Information at the end of this statement for more information.

For additional information regarding your holdings, please refer to the footnotes at the end of the statement.

CASH AND CASH EQUIVALENTS - 28.89% of Total Account Value

Description	Symbol/Cusip Account Type	Quantity	Price on 01/31/18	Current Market Value	Estimated Annual Income
Money Markets					
FEDERATED TREASURY OBLIGATIONS IS 7 DAY YIELD 1.15%	TOIXX CASH	2,796,389.98	\$1.00	\$2,796,389.98	
Dividend Option Cash					
Capital Gain Option Cash					
Total Cash and Cash Equivalents				\$2,796,389.98	

Statement for the Period January 1, 2018 to January 31, 2018

MEDINA CITY SCHOOLS - Corporation
Account Number: [REDACTED]



HOLDINGS > FIXED INCOME - 71.11% of Total Account Value

ALERT: You have a fixed income position due to mature within the next 90 days.

For an explanation of fixed income pricing, please see the last page. Redemption schedule(s), bond rating(s), and other information are provided where available. If information does not appear regarding a particular investment, it is not available. The ratings on this statement are provided by Standard & Poor's and/or Moody's to rate the quality based on the respective rating agency's assessment. Ratings information from Standard & Poor's ("S&P") may not be reproduced. S&P credit ratings are statements of opinion and are not statements of fact or recommendations to purchase, hold, or sell securities, nor do they address the suitability of securities for investment purposes, and should not be relied on as investment advice. S&P does not guarantee the accuracy, completeness, timeliness or availability of any information, including ratings, and is not responsible for errors or omissions (negligent or otherwise). S&P gives no express or implied warranties, including but not limited to any warranties of merchantability or fitness for a particular purpose or use. S&P shall not be liable for any direct, indirect, incidental, exemplary, compensatory, punitive, special or consequential damages, costs, expenses, legal fees, or losses (including lost income or profits and opportunity costs) in connection with any use of ratings.

Description	Symbol/Cusip Account Type	Quantity	Estimated Price on 01/31/18	Estimated Current Market Value	Estimated Annual Income	Original/Adjusted Cost Basis	Unrealized Gain (Loss)
CDs							
Certificates of Deposit (CDs), including Market Indexed CDs and Market Linked CDs (collectively, MCDs) are generally shown at estimated market prices based upon a matrix or model pricing method that may not represent the actual price if sold prior to maturity. However, CDs and MCDs may be shown at face value for up to seven calendar days from date of issue if estimated market prices have not been received from a third party pricing vendor. The actual value of CDs and MCDs may be different from their purchase price. CDs and MCDs are subject to interest rate risk. The estimated market price reflected for MCDs may not be based on the actual closing value of the linked market index on the final maturity date and the market value of MCDs may not correspond directly to increases or decreases in the underlying linked market index. You may sell CDs or MCDs in the secondary market subject to market conditions. The secondary market for CDs and MCDs is generally illiquid. If sold prior to maturity, the value of MCDs may be less than the purchase amount or face value. The sale or redemption of any fixed income security prior to maturity may result in a substantial gain or loss, and an early withdrawal penalty may apply. Certain MCDs may only be redeemed on pre-specified liquidation dates and may have call features that allow the issuer to call the MCD prior to maturity. Certain Step Rate CDs are also subject to reinvestment risk if call provisions are exercised by the issuer and if a CD with a comparable rate is not available.							
See sales materials or contact your broker/dealer for additional information.							
FARM BUR BK FSB NV CD 1.05000% 02/02/2018 FDIC INSURED CPN PMT MONTHLY Next Interest Payable: 02/02/18 Estimated Yield 1.05% Accrued Interest \$215.75 Average Unit Cost \$1.00 Adjusted Cost Basis	307660JC5 CASH	250,000	\$0.99999	\$249,997.50	\$2,625.00	\$250,000.00	
						\$250,000.00	D (\$2.50)
BANK OF GEORGETOWN WASH DC CD 1.00000% 02/12/2018 FDIC INSURED CPN PMT SEMI-ANNUAL ON AUG 12, FEB 12 Next Interest Payable: 02/12/18 Estimated Yield 1.00% Accrued Interest \$1175.45 Average Unit Cost \$1.00 Adjusted Cost Basis	06424XCB6 CASH	248,000	\$1.00001	\$248,002.48	\$2,480.00	\$248,000.00	
						\$248,000.00	D \$2.48
STEARNS BK NA ST CLOUD MN CD 1.00000% 02/12/2018 FDIC INSURED CPN PMT MONTHLY	857894QQ5 CASH	248,000	\$1.00	\$248,000.00	\$2,480.00	\$248,000.00	

Fifth Third Securities, Inc.

Account carried with National Financial Services LLC, Member
NYSE, SIPC

MN_CEBFDRCKBBJGPXZ_BBBBBB 20180131

Statement for the Period January 1, 2018 to January 31, 2018

MEDINA CITY SCHOOLS - Corporation
Account Number: [REDACTED]



HOLDINGS > FIXED INCOME *continued*

Description	Symbol/Cusip Account Type	Quantity	Estimated Price on 01/31/18	Estimated Current Market Value	Estimated Annual Income	Original/Adjusted Cost Basis	Unrealized Gain (Loss)
STEARNS BK NA ST CLOUD MN CD 1.00000% Next Interest Payable: 02/12/18 Estimated Yield 1.00% Accrued Interest \$135.89 Average Unit Cost \$1.00 Adjusted Cost Basis	857894QQ5	<i>continued</i>				\$248,000.00	D
LANDMARK CMNTY BK TN CD 1.05000% 02/13/2018 FDIC INSURED CPN PMT MONTHLY Next Interest Payable: 02/13/18 Estimated Yield 1.05% Accrued Interest \$136.64 Average Unit Cost \$1.00 Adjusted Cost Basis	51507LAS3 CASH	250,000	\$0.99991	\$249,977.50	\$2,625.00	\$250,000.00	
						\$250,000.00	D (\$22.50)
BANK NORTH CAROLINA NC CD 1.05000% 02/20/2018 FDIC INSURED CPN PMT MONTHLY Next Interest Payable: 02/20/18 Estimated Yield 1.05% Accrued Interest \$92.75 Average Unit Cost \$1.00 Adjusted Cost Basis	06414QXP9 CASH	248,000	\$1.00	\$248,000.00	\$2,604.00	\$248,000.00	
						\$248,000.00	D
EAGLEBANK BETHESDA MD CD 1.00000% 02/20/2018 FDIC INSURED CPN PMT MONTHLY Next Interest Payable: 02/20/18 Estimated Yield 1.00% Accrued Interest \$89.04 Average Unit Cost \$1.00 Adjusted Cost Basis	27002YCS3 CASH	250,000	\$1.00	\$250,000.00	\$2,500.00	\$250,000.00	
						\$250,000.00	D
KEY BK NATL ASSN OHIO CD 1.15000% 02/20/2018 FDIC INSURED CPN PMT SEMI-ANNUAL ON AUG 17, FEB 17 Next Interest Payable: 02/20/18 Estimated Yield 1.15% Accrued Interest \$1312.70 Average Unit Cost \$1.00	49306SWE2 CASH	248,000	\$1.00	\$248,000.00	\$2,852.00	\$248,000.00	

Fifth Third Securities, Inc.

Account carried with National Financial Services LLC, Member
NYSE, SIPC

MN_CEBFDRCKBBJGPXZ_BBBBB 20180131

Statement for the Period January 1, 2018 to January 31, 2018

MEDINA CITY SCHOOLS - Corporation
Account Number: [REDACTED]



HOLDINGS > FIXED INCOME *continued*

Description	Symbol/Cusip Account Type	Quantity	Estimated Price on 01/31/18	Estimated Current Market Value	Estimated Annual Income	Original/Adjusted Cost Basis	Unrealized Gain (Loss)
KEY BK NATL ASSN OHIO CD 1.15000%	49306SWE2	<i>continued</i>					
Adjusted Cost Basis						\$248,000.00	D
COMMUNITY FINL SVCS BK KY CD 1.05000%	20364ABC8	248,000	\$0.99871	\$247,680.08	\$2,604.00	\$248,000.00	
05/17/2018 FDIC INSURED	CASH						
CPN PMT MONTHLY							
Next Interest Payable: 02/17/18							
Estimated Yield 1.05%							
Accrued Interest \$107.01							
Average Unit Cost \$1.00							
Adjusted Cost Basis						\$248,000.00	D (\$319.92)
FIRSTBANK PR SANTURCE CD 1.35000%	33767AUS8	248,000	\$0.99883	\$247,709.84	\$3,348.00	\$248,000.00	
07/30/2018 FDIC INSURED	CASH						
CPN PMT MONTHLY							
Next Interest Payable: 02/28/18							
Estimated Yield 1.35%							
Accrued Interest \$27.52							
Average Unit Cost \$1.00							
Adjusted Cost Basis						\$248,000.00	D (\$290.16)
ORIENTAL B&T SAN JUAN PR CD 1.30000%	686184WR9	248,000	\$0.99941	\$247,853.68	\$3,224.00	\$248,000.00	
08/10/2018 FDIC INSURED	CASH						
CPN PMT SEMI-ANNUAL							
ON AUG 10, FEB 10							
Next Interest Payable: 02/10/18							
Estimated Yield 1.30%							
Accrued Interest \$1545.75							
Average Unit Cost \$1.00							
Adjusted Cost Basis						\$248,000.00	D (\$146.32)
FIRST FINL NORTHWEST BK RENTON CD 1.15000% 08/20/2018 FDIC INSURED	32022MAG3	248,000	\$0.99751	\$247,382.48	\$2,852.00	\$248,000.00	
CPN PMT MONTHLY	CASH						
Next Interest Payable: 02/19/18							
Estimated Yield 1.15%							
Accrued Interest \$101.58							
Average Unit Cost \$1.00							
Adjusted Cost Basis						\$248,000.00	D (\$617.52)
MB FINL BK NA CHIC. IL CD 1.30000%	55266CUM6	250,000	\$0.99434	\$248,585.00	\$3,250.00	\$250,000.00	
02/08/2019 FDIC INSURED	CASH						

Fifth Third Securities, Inc.

Account carried with National Financial Services LLC, Member
NYSE, SIPC

MN _CEBDRCKBBJGPXZ_BBBBBB 20180131

Statement for the Period January 1, 2018 to January 31, 2018

MEDINA CITY SCHOOLS - Corporation
Account Number: [REDACTED]



HOLDINGS > FIXED INCOME *continued*

Description	Symbol/Cusip Account Type	Quantity	Estimated Price on 01/31/18	Estimated Current Market Value	Estimated Annual Income	Original/Adjusted Cost Basis	Unrealized Gain (Loss)
MB FINL BK NA CHIC. IL CD 1.30000% CPN PMT MONTHLY Next Interest Payable: 02/08/18 Estimated Yield 1.30% Accrued Interest \$213.70 Average Unit Cost \$1.00 Adjusted Cost Basis	55266CUM6	<i>continued</i>				\$250,000.00 D	(\$1,415.00)
HARBORONE BK BROCKTON MA CD 1.40000% 02/21/2019 FDIC INSURED CPN PMT MONTHLY Next Interest Payable: 02/21/18 CALLABLE ON 02/21/2018 @ 100.0000 Estimated Yield 1.40% Accrued Interest \$105.48 Average Unit Cost \$1.00 Adjusted Cost Basis	41166HAQ9 CASH	250,000	\$0.99507	\$248,767.50	\$3,500.00	\$250,000.00 D	(\$1,232.50)
WOORI AMER BK NEW YORK N Y CD 1.30000% 02/24/2019 FDIC INSURED CPN PMT SEMI-ANNUAL ON AUG 24, FEB 24 Next Interest Payable: 02/24/18 Estimated Yield 1.30% Accrued Interest \$1433.56 Average Unit Cost \$1.00 Adjusted Cost Basis	981059AW8 CASH	250,000	\$0.99397	\$248,492.50	\$3,250.00	\$250,000.00 D	(\$1,507.50)
TRADITION CAP BK EDINA MINN CD 1.35000% 04/30/2019 FDIC INSURED CPN PMT MONTHLY Next Interest Payable: 02/28/18 Estimated Yield 1.36% Accrued Interest \$36.99 Average Unit Cost \$1.00 Adjusted Cost Basis	89269FCP8 CASH	250,000	\$0.99283	\$248,207.50	\$3,375.00	\$250,000.00 D	(\$1,792.50)
CAPITAL BK LITTLE ROCK CD 1.40000% 05/17/2019 FDIC INSURED CPN PMT MONTHLY Next Interest Payable: 02/17/18 Estimated Yield 1.41%	139797FV1 CASH	250,000	\$0.99301	\$248,252.50	\$3,500.00	\$250,000.00	

Fifth Third Securities, Inc.

Account carried with National Financial Services LLC, Member
NYSE, SIPC

MN _CEBFDRCCKBBJGPXZ_BBBBBB 20180131

Statement for the Period January 1, 2018 to January 31, 2018

MEDINA CITY SCHOOLS - Corporation
Account Number: [REDACTED]



HOLDINGS > FIXED INCOME *continued*

Description	Symbol/Cusip Account Type	Quantity	Estimated Price on 01/31/18	Estimated Current Market Value	Estimated Annual Income	Original/Adjusted Cost Basis	Unrealized Gain (Loss)
CAPITAL BK LITTLE ROCK CD 1.40000%	139797FV1	<i>continued</i>					
Accrued Interest \$143.84							
Average Unit Cost \$1.00							
Adjusted Cost Basis						\$250,000.00 D	(\$1,747.50)
STATE BK INDIA NEW YORK NY CD 1.60000%	856285CB5	250,000	\$0.99477	\$248,692.50		\$250,000.00	
06/24/2019 FDIC INSURED	CASH						
CPN PMT SEMI-ANNUAL							
ON DEC 23, JUN 23							
Next Interest Payable: 06/23/18							
Average Unit Cost \$1.00							
Adjusted Cost Basis						\$250,000.00 D	(\$1,307.50)
FIRST CENTY BK TAZEWEILL TENN CD 1.50000%	319428AB4	250,000	\$0.99217	\$248,042.50	\$3,750.00	\$250,000.00	
08/09/2019 FDIC INSURED	CASH						
CPN PMT MONTHLY							
Next Interest Payable: 02/10/18							
Estimated Yield 1.51%							
Accrued Interest \$226.03							
Average Unit Cost \$1.00							
Adjusted Cost Basis						\$250,000.00 D	(\$1,957.50)
SUMMIT CMNTY BK MOOREFIELD WV CD	86604XLJ3	250,000	\$0.98868	\$247,170.00	\$3,625.00	\$250,000.00	
1.45000% 11/08/2019 FDIC INSURED	CASH						
CPN PMT MONTHLY							
Next Interest Payable: 02/08/18							
Estimated Yield 1.46%							
Accrued Interest \$238.36							
Average Unit Cost \$1.00							
Adjusted Cost Basis						\$250,000.00 D	(\$2,830.00)
YADKIN VY BK &TR CO ELKIN N C CD	984308ET9	250,000	\$0.98699	\$246,747.50	\$3,750.00	\$250,000.00	
1.50000% 01/24/2020 FDIC INSURED	CASH						
CPN PMT MONTHLY							
Next Interest Payable: 02/25/18							
Estimated Yield 1.52%							
Accrued Interest \$71.92							
Average Unit Cost \$1.00							
Adjusted Cost Basis						\$250,000.00 D	(\$3,252.50)
WORLDS FOREMOST BK SYDNEY NEB CD	981571CX8	200,000	\$0.99177	\$198,354.00	\$3,500.00	\$200,000.00	
1.75000% 01/27/2020 FDIC INSURED	CASH						

Fifth Third Securities, Inc.

Account carried with National Financial Services LLC, Member
NYSE, SIPC

MN _CEBFDRCBKBGPXZ_BBBBBB 20180131

Page 9 of 24

Statement for the Period January 1, 2018 to January 31, 2018

MEDINA CITY SCHOOLS - Corporation
Account Number: [REDACTED]



HOLDINGS > FIXED INCOME *continued*

Description	Symbol/Cusip Account Type	Quantity	Estimated Price on 01/31/18	Estimated Current Market Value	Estimated Annual Income	Original/Adjusted Cost Basis	Unrealized Gain (Loss)
WORLDS FOREMOST BK SYDNEY NEB CD CPN PMT MONTHLY Next Interest Payable: 02/26/18 Estimated Yield 1.76% Accrued Interest \$57.53 Average Unit Cost \$1.00 Adjusted Cost Basis	981571CX8	<i>continued</i>				\$200,000.00 D	(\$1,646.00)
WELLS FARGO BANK NATL ASSN CD 1.75000% 02/03/2020 FDIC INSURED CPN PMT MONTHLY Next Interest Payable: 02/01/18 Estimated Yield 1.76% Accrued Interest \$371.58 Average Unit Cost \$1.00 Adjusted Cost Basis	949763EG7 CASH	250,000	\$0.99161	\$247,902.50	\$4,375.00	\$250,000.00 D	(\$2,097.50)
TIAA FSB JACKSONVILLE FLA 1.95000% 11/23/2020 CD FDIC INSURED CPN PMT SEMI-ANNUAL ON MAY 21, NOV 21 1ST CPN DTE 05/21/2018 Next Interest Payable: 05/21/18 Estimated Yield 1.96% Accrued Interest \$950.10 Average Unit Cost \$1.00 Adjusted Cost Basis	87270LAW3 CASH	247,000	\$0.99014	\$244,564.58	\$4,816.50	\$247,000.00 D	(\$2,435.42)
CAPITAL ONE BK USA NATL ASSN CD 2.25000% 04/19/2021 FDIC INSURED CPN PMT SEMI-ANNUAL ON OCT 19, APR 19 Next Interest Payable: 04/19/18 Estimated Yield 2.28% Accrued Interest \$1585.79 Average Unit Cost \$1.00 Adjusted Cost Basis	1404202B5 CASH	245,000	\$0.98702	\$241,819.90	\$5,512.50	\$243,858.30 D	(\$2,038.40)
FIRST CHOICE BK CERRITOS CALIF CD 1.50000% 06/30/2021 FDIC INSURED CPN PMT MONTHLY Next Interest Payable: 02/28/18	319461BJ7 CASH	250,000	\$0.98767	\$246,917.50	\$3,750.00	\$250,000.00	

Fifth Third Securities, Inc.

Account carried with National Financial Services LLC, Member
NYSE, SIPC

MN _CEBFDRCKBBJGPXZ_BBBBB 20180131

Statement for the Period January 1, 2018 to January 31, 2018

MEDINA CITY SCHOOLS - Corporation
Account Number: [REDACTED]



HOLDINGS > FIXED INCOME *continued*

Description	Symbol/Cusip Account Type	Quantity	Estimated Price on 01/31/18	Estimated Current Market Value	Estimated Annual Income	Original/Adjusted Cost Basis	Unrealized Gain (Loss)
FIRST CHOICE BK CERRITOS CALIF CD CALLABLE ON 02/28/2018 @ 100.0000 STEP COUPON RESET FREQUENCY TERM MODE NEXT RESET 06/29/2019 @ 2.25000 Estimated Yield 1.51% Accrued Interest \$20.55 Average Unit Cost \$1.00 Adjusted Cost Basis	319461BJ7	<i>continued</i>				\$250,000.00 D	(\$3,082.50)
HSBC BK USA N A MC LEAN VA CD 1.75000% 02/17/2022 FDIC INSURED CPN PMT QUARTERLY ON MAY 17, AUG 17, NOV 17, FEB 17 Next Interest Payable: 02/17/18 CALLABLE ON 02/17/2019 @ 100.0000 STEP COUPON RESET FREQUENCY TERM MODE NEXT RESET 02/17/2019 @ 2.30000 Estimated Yield 1.75% Accrued Interest \$910.96 Average Unit Cost \$1.00 Adjusted Cost Basis	40434YFM4 CASH	250,000	\$0.99709	\$249,272.50	\$4,375.00	\$250,000.00 D	(\$727.50)
JPMORGAN CHASE BK CD 2.00000% 08/16/2022 FDIC INSURED CPN PMT SEMI-ANNUAL ON FEB 16, AUG 16 1ST CPN DTE 02/16/2018 Next Interest Payable: 02/16/18 CALLABLE ON 08/16/2018 @ 100.0000 STEP COUPON RESET FREQUENCY TERM MODE NEXT RESET 08/16/2021 @ 4.00000 Estimated Yield 2.02% Accrued Interest \$2296.55 Average Unit Cost \$1.00 Adjusted Cost Basis	48126YDE0 CASH	248,000	\$0.9871	\$244,800.80	\$4,960.00	\$248,000.00 D	(\$3,199.20)
FIRST ST BK DEQUEEN ARK CD 1.75000% 08/31/2022 FDIC INSURED CPN PMT MONTHLY	336460CJ7 CASH	248,000	\$0.97941	\$242,893.68	\$4,340.00	\$248,000.00	

Fifth Third Securities, Inc.

Account carried with National Financial Services LLC, Member
NYSE, SIPC

MN _CEBFDRCKBBJGPXZ_BBBBBB 20180131

Statement for the Period January 1, 2018 to January 31, 2018

MEDINA CITY SCHOOLS - Corporation
Account Number: [REDACTED]



HOLDINGS > FIXED INCOME *continued*

Description	Symbol/Cusip Account Type	Quantity	Estimated Price on 01/31/18	Estimated Current Market Value	Estimated Annual Income	Original/Adjusted Cost Basis	Unrealized Gain (Loss)
FIRST ST BK DEQUEEN ARK CD 1.75000% <i>continued</i>							
Next Interest Payable: 02/28/18 CALLABLE ON 08/31/2018 @ 100.0000 STEP COUPON RESET FREQUENCY TERM MODE NEXT RESET 08/31/2019 @ 2.00000 Estimated Yield 1.78%							
Accrued Interest \$11.89							
Average Unit Cost \$1.00							
Adjusted Cost Basis						\$248,000.00 D	(\$5,106.32)
Total CDs		6,922,000		\$6,882,086.52	\$93,823.00	\$6,920,858.30	(\$38,771.78)
Total Fixed Income		6,922,000		\$6,882,086.52	\$93,823.00	\$6,920,858.30	(\$38,771.78)
Total Securities				\$6,882,086.52	\$93,823.00	\$6,920,858.30	(\$38,771.78)
TOTAL PORTFOLIO VALUE				\$9,678,476.50	\$93,823.00	\$6,920,858.30	(\$38,771.78)

Activity

NFS-provided cost basis, realized gain (loss) and holding period information may not reflect all adjustments necessary for tax purposes. Please refer to Footnotes and Cost Basis Information at the end of this statement for more information.

PURCHASES, SALES, AND REDEMPTIONS

Settlement Date	Account Type	Transaction	Description	Quantity	Amount	Total Cost Basis	Realized Gain (Loss)
Securities Purchased							
01/31/18	CASH	YOU BOUGHT	CAPITAL ONE BK USA NATL ASSN CD 2.25000% 04/19/2021 FACT SHEET TO FOLLOW SOLICITED ORDER @ 99.534 Accrued Interest: \$1,570.68	245,000	(\$245,428.98)	\$243,858.30	
Total Securities Purchased					(\$245,428.98)		

Fifth Third Securities, Inc.

MN_CEBFDRCKBBJGPXZ_BBBBBB 20180131

Account carried with National Financial Services LLC, Member
NYSE, SIPC

Statement for the Period January 1, 2018 to January 31, 2018

MEDINA CITY SCHOOLS - Corporation
Account Number: [REDACTED]



PURCHASES, SALES, AND REDEMPTIONS *continued*

Settlement Date	Account Type	Transaction	Description	Quantity	Amount	Total Cost Basis	Realized Gain (Loss)
Redemptions							
01/19/18	CASH	REDEEMED	BMO HARRIS BK NATL ASSN CHICAG CD 1.10000% 01/19/2018 REDEMPTION PAYOUT #REOR R005945630000 Adjusted Cost Basis	(248,000)	\$248,000.00	\$248,000.00	
						\$248,000.00	D
01/22/18	CASH	REDEEMED	ALLY BK MIDVALE UTAH CD 1.40000% 01/22/2018 REDEMPTION PAYOUT #REOR R0059465330000 Adjusted Cost Basis	(250,000)	\$250,000.00	\$250,000.00	
						\$250,000.00	D
01/22/18	CASH	REDEEMED	CAPITAL ONE BK USA NATL ASSN 1.25000% 01/22/2018 CD REDEMPTION PAYOUT #REOR R0059465590000 Adjusted Cost Basis	(250,000)	\$250,000.00	\$250,000.00	
						\$250,000.00	D
01/23/18	CASH	REDEEMED	BMW BK NORTH AMER SALT LAKE 1.35000% 01/23/2018 CD REDEMPTION PAYOUT #REOR R0059466630000 Adjusted Cost Basis	(250,000)	\$250,000.00	\$250,000.00	
						\$250,000.00	D
01/29/18	CASH	REDEEMED	DISCOVER BK CD 1.30000% 01/29/2018 REDEMPTION PAYOUT #REOR R0059499880000 Adjusted Cost Basis	(250,000)	\$250,000.00	\$250,000.00	
						\$250,000.00	D
01/29/18	CASH	REDEEMED	ISRAEL DISC BK NEW YORK N Y CD 1.25000% 01/29/2018 REDEMPTION PAYOUT #REOR R0059500370000 Adjusted Cost Basis	(248,000)	\$248,000.00	\$248,000.00	
						\$248,000.00	D

Fifth Third Securities, Inc.

MN _CEBFDRCKBBJGPXZ_BBBBB 20180131

Account carried with National Financial Services LLC, Member
NYSE, SIPC

Statement for the Period January 1, 2018 to January 31, 2018

MEDINA CITY SCHOOLS - Corporation
Account Number: [REDACTED]



PURCHASES, SALES, AND REDEMPTIONS *continued*

Settlement Date	Account Type	Transaction	Description	Quantity	Amount	Total Cost Basis	Realized Gain (Loss)
01/29/18	CASH	REDEEMED	SALLIE MAE BK SLT LAKE CITY UT CD 1.20000% 01/29/2018 REDEMPTION PAYOUT #REOR R0059500660000 Adjusted Cost Basis	(248,000)	\$248,000.00	\$248,000.00	
						\$248,000.00	D
01/29/18	CASH	REDEEMED	SYNOVUS BK COLUMBUS GA 1.10000% 01/29/2018 CD REDEMPTION PAYOUT #REOR R0059500730000 Adjusted Cost Basis	(250,000)	\$250,000.00	\$250,000.00	
						\$250,000.00	D
01/30/18	CASH	REDEEMED	AMERICAN EXPRESS CENTRN 1.30000% 01/30/2018 CD REDEMPTION PAYOUT #REOR R0059501290000 Adjusted Cost Basis	(250,000)	\$250,000.00	\$250,000.00	
						\$250,000.00	D
01/30/18	CASH	REDEEMED	CARDINAL BK NATL ASSN VA 1.10000% 01/30/2018 CD REDEMPTION PAYOUT #REOR R0059501510000 Adjusted Cost Basis	(250,000)	\$250,000.00	\$250,000.00	
						\$250,000.00	D
01/30/18	CASH	REDEEMED	CUSTOMERS BK PHOENIXVILLE PA 1.15000% 01/30/2018 CD REDEMPTION PAYOUT #REOR R0059501630000 Adjusted Cost Basis	(250,000)	\$250,000.00	\$250,000.00	
						\$250,000.00	D
01/30/18	CASH	REDEEMED	MEDALLION BK UTAH CD 1.15000% 01/30/2018 REDEMPTION PAYOUT #REOR R0059502010000 Adjusted Cost Basis	(250,000)	\$250,000.00	\$250,000.00	
						\$250,000.00	D
Total Redemptions					\$2,994,000.00		

Fifth Third Securities, Inc.

MN _CEBFDRCKBBJGPXZ_BBBBB 20180131

Account carried with National Financial Services LLC, Member
NYSE, SIPC

Statement for the Period January 1, 2018 to January 31, 2018

MEDINA CITY SCHOOLS - Corporation
Account Number: [REDACTED]



ACTIVITY > CORE FUND ACTIVITY

Settlement Date	Account Type	Transaction	Description	Quantity	Amount
01/02/18	CASH	YOU BOUGHT	FEDERATED TREASURY OBLIGATIONS IS @ 1	2,065.23	(\$2,065.23)
01/08/18	CASH	YOU BOUGHT	FEDERATED TREASURY OBLIGATIONS IS @ 1	583.91	(\$583.91)
01/10/18	CASH	YOU BOUGHT	FEDERATED TREASURY OBLIGATIONS IS @ 1	318.49	(\$318.49)
01/12/18	CASH	YOU BOUGHT	FEDERATED TREASURY OBLIGATIONS IS @ 1	210.63	(\$210.63)
01/16/18	CASH	YOU BOUGHT	FEDERATED TREASURY OBLIGATIONS IS @ 1	222.95	(\$222.95)
01/17/18	CASH	YOU BOUGHT	FEDERATED TREASURY OBLIGATIONS IS @ 1	518.42	(\$518.42)
01/19/18	CASH	YOU BOUGHT	FEDERATED TREASURY OBLIGATIONS IS @ 1	250,043.45	(\$250,043.45)
01/22/18	CASH	YOU BOUGHT	FEDERATED TREASURY OBLIGATIONS IS @ 1	503,636.98	(\$503,636.98)
01/23/18	CASH	YOU BOUGHT	FEDERATED TREASURY OBLIGATIONS IS @ 1	251,701.37	(\$251,701.37)
01/25/18	CASH	YOU BOUGHT	FEDERATED TREASURY OBLIGATIONS IS @ 1	318.49	(\$318.49)
01/26/18	CASH	YOU BOUGHT	FEDERATED TREASURY OBLIGATIONS IS @ 1	297.26	(\$297.26)
01/29/18	CASH	YOU BOUGHT	FEDERATED TREASURY OBLIGATIONS IS @ 1	1,002,405.68	(\$1,002,405.68)

Fifth Third Securities, Inc.

Account carried with National Financial Services LLC, Member
NYSE, SIPC

MN _CEBFDRCCKBBJGPXZ_BBBBB 20180131

Statement for the Period January 1, 2018 to January 31, 2018

MEDINA CITY SCHOOLS - Corporation
Account Number: [REDACTED]



ACTIVITY > CORE FUND ACTIVITY *continued*

Settlement Date	Account Type	Transaction	Description	Quantity	Amount
01/30/18	CASH	YOU BOUGHT	FEDERATED TREASURY OBLIGATIONS IS @ 1	1,003,883.91	(\$1,003,883.91)
01/31/18	CASH	YOU SOLD	FEDERATED TREASURY OBLIGATIONS IS @ 1	(267,910.93)	\$267,910.93
TOTAL CORE FUND ACTIVITY					(\$2,748,295.84)

ACTIVITY > ADDITIONS AND WITHDRAWALS > OTHER ADDITIONS AND WITHDRAWALS

Date	Account Type	Transaction	Description	Quantity	Amount
Other Additions and Withdrawals					
01/31/18	CASH	WIRE TRANS TO BANK	WD54470562		(\$23,137.19)
Total Other Additions and Withdrawals					(\$23,137.19)
TOTAL ADDITIONS AND WITHDRAWALS					(\$23,137.19)

ACTIVITY > INCOME > TAXABLE INCOME

Settlement Date	Account Type	Transaction	Description	Quantity	Amount
Taxable Dividends					
12/29/17	CASH	DIVIDEND RECEIVED	FEDERATED TREASURY OBLIGATIONS IS DIVIDEND RECEIVED		\$44.91
Total Taxable Dividends					\$44.91
Taxable Interest					
12/30/17	CASH	INTEREST	CARDINAL BK NATL ASSN VA 1.10000% 01/30/2018 CD		\$226.03

Fifth Third Securities, Inc.

MN _CEBFDRCKBBJGPXZ_BBBBB 20180131

Account carried with National Financial Services LLC, Member
NYSE, SIPC

Statement for the Period January 1, 2018 to January 31, 2018

MEDINA CITY SCHOOLS - Corporation
Account Number: [REDACTED]



ACTIVITY > INCOME > TAXABLE INCOME *continued*

Settlement Date	Account Type	Transaction	Description	Quantity	Amount
12/30/17	CASH	INTEREST	CUSTOMERS BK PHOENIXVILLE PA 1.15000% 01/30/2018 CD		\$236.30
12/30/17	CASH	INTEREST	FIRST CHOICE BK CERRITOS CALIF CD 1.50000% 06/30/2021		\$308.22
12/31/17	CASH	INTEREST	FIRST ST BK DEQUEEN ARK CD 1.75000% 08/31/2022		\$368.60
12/31/17	CASH	INTEREST	TRADITION CAP BK EDINA MINN CD 1.35000% 04/30/2019		\$286.64
01/01/18	CASH	INTEREST	WELLS FARGO BANK NATL ASSN CD 1.75000% 02/03/2020		\$371.58
01/02/18	CASH	INTEREST	FARM BUR BK FSB NV CD 1.05000% 02/02/2018		\$222.95
01/08/18	CASH	INTEREST	MB FINL BK NA CHIC. IL CD 1.30000% 02/08/2019		\$276.03
01/08/18	CASH	INTEREST	SUMMIT CMNTY BK MOOREFIELD WV CD 1.45000% 11/08/2019		\$307.88
01/10/18	CASH	INTEREST	FIRST CENTY BK TAZEWEILL TENN CD 1.50000% 08/09/2019		\$318.49
01/12/18	CASH	INTEREST	STEARNS BK NA ST CLOUD MN CD 1.00000% 02/12/2018		\$210.63
01/13/18	CASH	INTEREST	LANDMARK CMNTY BK TN CD 1.05000% 02/13/2018		\$222.95
01/17/18	CASH	INTEREST	CAPITAL BK LITTLE ROCK CD 1.40000% 05/17/2019		\$297.26

Fifth Third Securities, Inc.

Account carried with National Financial Services LLC, Member
NYSE, SIPC

MN _CEBFDRCCKBBJGPXZ_BBBBB 20180131

Statement for the Period January 1, 2018 to January 31, 2018

MEDINA CITY SCHOOLS - Corporation
Account Number: [REDACTED]



ACTIVITY > INCOME > TAXABLE INCOME *continued*

Settlement Date	Account Type	Transaction	Description	Quantity	Amount
01/17/18	CASH	INTEREST	COMMUNITY FINL SVCS BK KY CD 1.05000% 05/17/2018		\$221.16
01/19/18	CASH	INTEREST	BMO HARRIS BK NATL ASSN CHICAG CD 1.10000% 01/19/2018		\$1,367.74
01/19/18	CASH	INTEREST	BANK NORTH CAROLINA NC CD 1.05000% 02/20/2018		\$221.16
01/19/18	CASH	INTEREST	EAGLEBANK BETHESDA MD CD 1.00000% 02/20/2018		\$212.33
01/19/18	CASH	INTEREST	FIRST FINL NORTHWEST BK RENTON CD 1.15000% 08/20/2018		\$242.22
01/21/18	CASH	INTEREST	HARBORONE BK BROCKTON MA CD 1.40000% 02/21/2019		\$297.26
01/22/18	CASH	INTEREST	ALLY BK MIDVALE UTAH CD 1.40000% 01/22/2018		\$1,764.38
01/22/18	CASH	INTEREST	CAPITAL ONE BK USA NATL ASSN 1.25000% 01/22/2018 CD		\$1,575.34
01/23/18	CASH	INTEREST	BMW BK NORTH AMER SALT LAKE 1.35000% 01/23/2018 CD		\$1,701.37
01/25/18	CASH	INTEREST	YADKIN VY BK &TR CO ELKIN N C CD 1.50000% 01/24/2020		\$318.49
01/26/18	CASH	INTEREST	WORLDS FOREMOST BK SYDNEY NEB CD 1.75000% 01/27/2020		\$297.26
01/29/18	CASH	INTEREST	DISCOVER BK CD 1.30000% 01/29/2018		\$1,647.26

Fifth Third Securities, Inc.

MN _CEBFDRCKBBJGPXZ_BBBBB 20180131

Account carried with National Financial Services LLC, Member
NYSE, SIPC

Statement for the Period January 1, 2018 to January 31, 2018

MEDINA CITY SCHOOLS - Corporation
Account Number: [REDACTED]



ACTIVITY > INCOME > TAXABLE INCOME *continued*

Settlement Date	Account Type	Transaction	Description	Quantity	Amount
01/29/18	CASH	INTEREST	FIRSTBANK PR SANTURCE CD 1.35000% 07/30/2018		\$284.35
01/29/18	CASH	INTEREST	ISRAEL DISC BK NEW YORK N Y CD 1.25000% 01/29/2018		\$1,571.23
01/29/18	CASH	INTEREST	SALLIE MAE BK SLT LAKE CITY UT CD 1.20000% 01/29/2018		\$1,516.54
01/29/18	CASH	INTEREST	SYNOVUS BK COLUMBUS GA 1.10000% 01/29/2018 CD		\$1,386.30
01/30/18	CASH	INTEREST	AMERICAN EXPRESS CENTRN 1.30000% 01/30/2018 CD		\$1,638.36
01/30/18	CASH	INTEREST	CARDINAL BK NATL ASSN VA 1.10000% 01/30/2018 CD		\$233.56
01/30/18	CASH	INTEREST	CUSTOMERS BK PHOENIXVILLE PA 1.15000% 01/30/2018 CD		\$244.18
01/30/18	CASH	INTEREST	FIRST CHOICE BK CERRITOS CALIF CD 1.50000% 06/30/2021		\$318.49
01/30/18	CASH	INTEREST	MEDALLION BK UTAH CD 1.15000% 01/30/2018		\$1,449.32
01/31/18	CASH	INTEREST	FIRST ST BK DEQUEEN ARK CD 1.75000% 08/31/2022		\$368.60
01/31/18	CASH	INTEREST	TRADITION CAP BK EDINA MINN CD 1.35000% 04/30/2019		\$286.64
Total Taxable Interest					\$22,817.10
Total Taxable Income					\$22,862.01

Fifth Third Securities, Inc.

MN_CEBFDRCKBBJGPXZ_BBBBB 20180131

Account carried with National Financial Services LLC, Member
NYSE, SIPC

Statement for the Period January 1, 2018 to January 31, 2018

MEDINA CITY SCHOOLS - Corporation
Account Number: [REDACTED]



ACTIVITY *continued*

	Amount
TOTAL INCOME	\$22,862.01

ACTIVITY >TRADES PENDING SETTLEMENT

These trades settle after the closing date of this statement and will be reflected on your next statement.

Trade Date	Settlement Date	Transaction	Description	Quantity	Amount	Total Cost Basis	Realized Gain (Loss)
01/29/18	02/01/18	BOUGHT	ALLY BK MIDVALE UTAH CD 2.50000% 02/01/2021 FACT SHEET TO FOLLOW SOLICITED ORDER	245,000	(\$245,000.00)	\$245,000.00	
01/31/18	02/16/18	BOUGHT	MEDALLION BK UTAH CD 2.45000% 02/16/2022 FACT SHEET TO FOLLOW SOLICITED ORDER	245,000	(\$245,000.00)	\$245,000.00	
01/31/18	02/07/18	BOUGHT	SECURITY FED BK AIKEN S C CD 2.40000% 08/09/2021 FACT SHEET TO FOLLOW SOLICITED ORDER	245,000	(\$245,000.00)	\$245,000.00	
Total Trades Pending Settlement					(\$735,000.00)		

Footnotes and Cost Basis Information

Amortization, accretion and similar adjustments to cost basis have been provided for many fixed income securities (and some bond-like equities), however, they are not provided for certain types, such as short-term instruments, Unit Investment Trusts, foreign fixed income securities, or those that are subject to early prepayment of principal (pay downs). Where current year premium or acquisition premium amortization is provided, the prior years' cumulative amortization is reflected in the adjusted cost basis, but we cannot provide a breakdown or the total of such prior amortization amounts.

NFS is required to report certain cost basis and related information to the IRS on the Form 1099-B. Your official 1099-B forms for certain transactions will reflect which lots have been sold for tax purposes. To apply a specific identification cost basis method to 1099-B reporting, appropriate instructions must be on file with NFS or be received by NFS before the trade has settled. Absent such instructions, NFS determines cost basis at the time of sale based on its default methods of average cost for open-end mutual funds and first-in, first-out (FIFO) for all other (including ETFs) unless your broker dealer has elected to use another default method. NFS applies FIFO (or other disposal method, if applicable) based on its records, which may be different from yours. For transactions that are not subject to 1099-B cost basis reporting, you should refer to your trade confirmations and other applicable records to determine which lots were considered sold for tax purposes.

Brokerage

Account Statement

January 1, 2018 - January 31, 2018

Account Number: [REDACTED]

MEDINA CITY SCHOOLS
739 WEYMOUTH RD
MEDINA OH 44256-2037**Your Account Executive:**
ANDREW CARDINALI

Portfolio at a Glance

	This Period
BEGINNING ACCOUNT VALUE	\$9,890,579.89
Deposits (Cash & Securities)	739,000.00
Withdrawals (Cash & Securities)	-12,265.24
Dividends, Interest and Other Income	10,486.17
Net Change in Portfolio¹	-11,958.15
ENDING ACCOUNT VALUE	\$10,615,842.67
Estimated Annual Income	\$183,471.50

¹ Net Change in Portfolio is the difference between the ending account value and beginning account value after activity.

Asset Summary

Percent	Asset Type	Last Period	This Period
1%	Cash, Money Funds, and Bank Deposits	2,051.19	2,812.81
99%	Fixed Income	9,888,528.70	10,613,029.86
100%	Account Total	\$9,890,579.89	\$10,615,842.67

Please review your allocation periodically with your Account Executive.

Client Service Information

Your Account Executive: ATT
ANDREW CARDINALI**Contact Information****E-Mail Address:**
customerservice@mbssecurities.com**Client Service Information****Service Hours:** Weekdays 09:00 a.m. - 05:00 p.m. (EST)
Client Service Telephone Number: (800) 967-9045
Web Site: WWW.MBSSECURITIES.COM

Your Account Information

INVESTMENT OBJECTIVE

Investment Objective: NONE SPECIFIED

Please discuss your investment objective with your Account Executive.

TAX LOT DEFAULT DISPOSITION METHOD

Default Method for Mutual Funds: First In First Out

Default Method for Stocks in a Dividend Reinvestment Plan: First In First Out

Default Method for all Other Securities: First In First Out

BOND AMORTIZATION ELECTIONS

Amortize premium on taxable bonds based on Constant Yield Method: Yes

Accrual market discount method for all other bond types: Constant Yield Method

Include market discount in income annually: No

ELECTRONIC DELIVERY

You have not selected any account communications for electronic delivery. To register and turn off paper communications, log in to your account or contact your Account Executive for more information.

Income and Expense Summary

	Current Period		Year-to-Date	
	Taxable	Non Taxable	Taxable	Non Taxable
Interest Income				
Other Interest	10,486.17	0.00	10,486.17	0.00
Total Dividends, Interest, Income and Expenses	\$10,486.17	\$0.00	\$10,486.17	\$0.00

Accrued Interest Summary

	Current Period		Year-to-Date	
	Taxable	Non Taxable	Taxable	Non Taxable
Accrued Interest Received				
Other Accrued Interest	540.69	0.00	540.69	0.00
Total Accrued Interest Received	\$540.69	\$0.00	\$540.69	\$0.00

Portfolio Holdings

Description	Quantity	Opening Balance	Closing Balance	Accrued Income	30-Day Yield
CASH, MONEY FUNDS, AND BANK DEPOSITS 1.00% of Portfolio					
Cash Balance		2,051.19	2,812.81		

January 1, 2018 - January 31, 2018
MEDINA CITY SCHOOLS

Portfolio Holdings (continued)

Description	Quantity	Opening Balance	Closing Balance	Accrued Income	30-Day Yield
CASH, MONEY FUNDS, AND BANK DEPOSITS (continued)					
TOTAL CASH, MONEY FUNDS, AND BANK DEPOSITS		\$2,051.19	\$2,812.81	\$0.00	

Description	Quantity	Market Price	Market Value	Accrued Interest	Estimated Annual Income	Estimated Yield
FIXED INCOME 99.00% of Portfolio (In Maturity Date Sequence)						
Certificates of Deposit						
PLAINSCAPITAL BK DALLAS TEX CTF DEP ACT/365 1.300% 03/21/18 B/E DTD 06/21/17 1ST CPN DTE 03/21/18 Security Identifier: 72663QC72	248,000.000	99.9910	247,977.68	1,978.56	3,224.00	1.30%
BANK OF THE WEST SAN FRANCISCO CALIF CTF DEP ACT/365 AT-MATURITY 1.400% 04/16/18 B/E DTD 07/19/17 Security Identifier: 065680LN8	248,000.000	99.9920	247,980.16	1,864.42	3,472.00	1.40%
COMPASS BK BIRMINGHAM ALA CTF DEP ACT/365 AT-MATURITY 1.450% 05/18/18 B/E DTD 08/18/17 Security Identifier: 20451PSJ6	248,000.000	99.9860	247,965.28	1,635.44	3,596.00	1.45%
EAST-WEST BK PASADENA CALIF CTF DEP ACT/365 AT-MATURITY 1.350% 06/15/18 B/E DTD 06/16/17 Security Identifier: 27579TPX2	245,000.000	99.9300	244,828.50	2,075.12	3,307.50	1.35%
INVESTORS BK SHORT HILLS NJ CTF DEP ACT/365 AT-MATURITY 1.450% 06/29/18 B/E DTD 06/30/17 1ST CPN DTE 06/29/18 Security Identifier: 46176PGV1	248,000.000	99.9560	247,890.88	2,118.19	3,596.00	1.45%
MORGAN STANLEY BK N A SALT LAKE CITY UTAH CTF DEP ACT/365 AT-MATURITY 1.500% 08/03/18 B/E DTD 08/03/17 Security Identifier: 61747MXR7	248,000.000	99.9490	247,873.52	1,844.71	3,720.00	1.50%

Portfolio Holdings (continued)

Description	Quantity	Market Price	Market Value	Accrued Interest	Estimated Annual Income	Estimated Yield
FIXED INCOME (continued)						
Certificates of Deposit (continued)						
SAFRA NATL BK NEW YORK CTF DEP PROGRAM BOOK ENTRY 3/A2 INSTL CTF DEP 1.500% 09/18/18 B/E DTD 08/18/17 Security Identifier: 78658QT45	248,000.000	99.9230	247,809.04	1,691.84	3,720.00	1.50%
FRANKLIN SYNERGY BK TENN CTF DEP ACT/365 MONTHLY 1.500% 10/19/18 B/E DTD 07/19/17 1ST CPN DTE 08/19/17 Security Identifier: 3547ITDM1	248,000.000	99.8960	247,742.08	122.30	3,720.00	1.50%
AMERICAN EXPRESS FED SVGS BK INSTL CTF DEP PROGRAM BOOK INSTL CTF DEP 1.450% 11/05/18 B/E DTD 05/03/17 Security Identifier: 02587CEG1	248,000.000	99.8340	247,588.32	876.83	3,596.00	1.45%
PARKWAY BK & TR HARWOOD HEIGHTS ILL CTF DEP ACT/365 MONTHLY 1.750% 12/21/18 B/E DTD 12/22/17 Security Identifier: 70153RJE9	248,000.000	99.9860	247,965.28	107.01	4,340.00	1.75%
HANMI BK LOS ANGELES CALIF CTF DEP ACT/365 MONTHLY 1.550% 12/24/18 B/E DTD 06/23/17 1ST CPN DTE 07/23/17 Security Identifier: 410493CDO	248,000.000	99.8020	247,508.96	84.25	3,844.00	1.55%
LEGACYTEXAS BK PLANO CTF DEP ACT/365 MONTHLY 1.650% 01/08/19 B/E DTD 12/08/17 1ST CPN DTE 01/08/18 Security Identifier: 524680BM6	248,000.000	99.8570	247,645.36	257.85	4,092.00	1.65%
CHEMICAL BK MIDLAND MICH CTF DEP ACT/365 AT-MATURITY 1.850% 01/30/19 B/E DTD 01/30/18 1ST CPN DTE 01/30/19 Security Identifier: 163681CM9	245,000.000	100.0000	245,000.00	12.42	4,532.50	1.85%
BMO HARRIS BK NATL ASSN CHICAGO ILL CTF DEP ACT/365 AT-MATURITY 1.850% 01/31/19 B/E DTD 01/31/18 Security Identifier: 05581WUW3	245,000.000	99.9600	244,902.00	0.00	4,532.50	1.85%
CATHAY BK LOS ANGELES CALIF CTF DEP ACT/365 MONTHLY 1.700% 03/07/19 B/E DTD 09/07/17 1ST CPN DTE 10/07/17 Security Identifier: 149159LG8	248,000.000	99.8000	247,504.00	277.22	4,216.00	1.70%

January 1, 2018 - January 31, 2018
 MEDINA CITY SCHOOLS

Portfolio Holdings (continued)

Description	Quantity	Market Price	Market Value	Accrued Interest	Estimated Annual Income	Estimated Yield
FIXED INCOME (continued)						
Certificates of Deposit (continued)						
WASHINGTON TR CO WESTERLY R I CTF DEP ACT/365 SEMI-ANNUALLY 1.600% 03/08/19 B/E DTD 09/08/17 Security Identifier: 940637JJ1	248,000.000	99.6920	247,236.16	1,576.33	3,968.00	1.60%
BANK HOPE LOS ANGELES CA CTF DEP ACT/365 1.600% 03/22/19 B/E DTD 09/22/17 1ST CPN DTE 10/22/17 Security Identifier: 062683AN7	248,000.000	99.6650	247,169.20	97.84	3,968.00	1.60%
LAKE CITY BK WARSAW IND CTF DEP ACT/365 MONTHLY 1.600% 03/22/19 B/E DTD 03/22/17 1ST CPN DTE 04/22/17 Security Identifier: 508176CH5	249,000.000	99.6650	248,165.85	98.24	3,984.00	1.60%
PEOPLES BK EWING VA CTF DEP ACT/365 MONTHLY 1.700% 03/28/19 B/E DTD 12/28/17 1ST CPN DTE 01/28/18 Security Identifier: 710347AK1	248,000.000	99.7670	247,422.16	34.65	4,216.00	1.70%
WHITNEY BK GULFPORT MS CTF DEP ACT/365 SEMI-ANNUALLY 1.650% 04/22/19 B/E DTD 04/20/17 1ST CPN DTE 10/20/17 Security Identifier: 966594AY9	248,000.000	99.6690	247,179.12	1,154.73	4,092.00	1.65%
FIRST BK SOUTH PINES NORTH CAROLINA CTF DEP ACT/365 1.700% 05/31/19 B/E DTD 05/31/17 1ST CPN DTE 06/30/17 Security Identifier: 31931TEL5	247,000.000	99.6600	246,160.20	0.00	4,199.00	1.70%
MIDLAND STS BK EFFINGHAM ILL CTF DEP ACT/365 1.850% 06/14/19 B/E DTD 12/14/17 CALLABLE Security Identifier: 59774QFG2	248,000.000	99.8370	247,595.76	213.69	4,588.00	1.85%
FIDELITY BK NEW ORLEANS LA CTF DEP ACT/365 MONTHLY 1.900% 07/19/19 B/E DTD 01/19/18 1ST CPN DTE 02/19/18 Security Identifier: 31617CAH6	248,000.000	99.8520	247,632.96	154.92	4,712.00	1.90%

Portfolio Holdings (continued)

Description	Quantity	Market Price	Market Value	Accrued Interest	Estimated Annual Income	Estimated Yield
FIXED INCOME (continued)						
Certificates of Deposit (continued)						
COMENITY CAP BK SALT LAKE CITY UTAH CTF DEP ACT/365 1.700% 07/24/19 B/E DTD 07/24/17 1ST CPN DTE 08/24/17 Security Identifier: 20033AVA1	248,000.000	99.5530	246,891.44	80.85	4,216.00	1.70%
UNITY BK CLINTON NJ CTF DEP ACT/365 MONTHLY 1.950% 07/30/19 B/E DTD 01/30/18 1ST CPN DTE 02/28/18 Security Identifier: 91330ABJ5	248,000.000	99.9090	247,774.32	13.25	4,836.00	1.95%
MORGAN STANLEY PRIVATE BK NATL ASSN PUR N Y CTF DEP ACT/365 1.700% 08/05/19 B/E DTD 08/03/17 Security Identifier: 61760ACL1	248,000.000	99.5300	246,834.40	2,090.67	4,216.00	1.70%
STERLING BK POPLAR BLUFF MO CTF DEP ACT/365 MONTHLY 1.750% 08/08/19 B/E DTD 09/08/17 1ST CPN DTE 10/08/17 Security Identifier: 85916VCD5	248,000.000	99.5960	246,998.08	273.48	4,340.00	1.75%
CAPITAL ONE NATL ASSN MCLEAN VA CTF DEP ACT/365 1.700% 08/23/19 B/E DTD 08/23/17 1ST CPN DTE 02/23/18 Security Identifier: 14042RHJ3	248,000.000	99.4890	246,732.72	1,859.66	4,216.00	1.70%
ENERBANK USA SALT LAKE CITY UTAH CTF DEP ACT/365 MONTHLY 1.700% 09/16/19 B/E DTD 09/15/17 1ST CPN DTE 10/15/17 Security Identifier: 29266NGE2	248,000.000	99.4330	246,593.84	184.81	4,216.00	1.70%
BANKERS BK OKLA CITY CTF DEP ACT/365 MONTHLY 1.700% 09/20/19 B/E DTD 09/20/17 1ST CPN DTE 10/20/17 Security Identifier: 06610QDMO	248,000.000	99.4240	246,571.52	127.06	4,216.00	1.70%
MAGNOLIA BK INC KY CTF DEP ACT/365 MONTHLY 1.750% 10/11/19 B/E DTD 10/12/17 CALLABLE Security Identifier: 559582AA9	248,000.000	99.4560	246,650.88	225.92	4,340.00	1.75%
MERRICK BK SOUTH JORDAN UTAH CTF DEP ACT/365 MONTHLY 1.700% 10/30/19 B/E DTD 10/30/17 1ST CPN DTE 11/30/17 Security Identifier: 59013JD22	248,000.000	99.3250	246,326.00	11.55	4,216.00	1.71%

January 1, 2018 - January 31, 2018
MEDINA CITY SCHOOLS

Portfolio Holdings (continued)

Description	Quantity	Market Price	Market Value	Accrued Interest	Estimated Annual Income	Estimated Yield
FIXED INCOME (continued)						
Certificates of Deposit (continued)						
BELMONT BK & TR CO CHICAGO IL CTF DEP ACT/365 MONTHLY 1.700% 11/06/19 B/E DTD 11/06/17 1ST CPN DTE 12/06/17 Security Identifier: 08016PCP2	248,000.000	99.3070	246,281.36	288.77	4,216.00	1.71%
KEARNY BK NEW JERSEY CTF DEP ACT/365 SEMI-ANNUALLY 1.700% 11/15/19 B/E DTD 11/15/17 1ST CPN DTE 05/15/18 Security Identifier: 48714LAE9	247,000.000	99.2870	245,238.89	885.82	4,199.00	1.71%
KENNEBEC SVGS BK AUGUSTA ME CTF DEP ACT/365 SEMI-ANNUALLY 1.700% 11/29/19 B/E DTD 11/28/17 Security Identifier: 489265AW8	247,000.000	99.2500	245,147.50	736.26	4,199.00	1.71%
NATIONWIDE BK COLUMBUS OHIO CTF DEP ACT/365 MONTHLY 1.850% 02/28/20 B/E DTD 11/30/17 1ST CPN DTE 12/30/17 Security Identifier: 63861NAK1	248,000.000	99.3100	246,288.80	12.57	4,588.00	1.86%
WEBBANK SALT LAKE CITY UTAH CTF DEP ACT/365 MONTHLY 1.850% 03/30/20 B/E DTD 09/28/17 CALLABLE Security Identifier: 947547JQ9	248,000.000	99.2530	246,147.44	37.71	4,588.00	1.86%
BARCLAYS BK DEL RETAIL CTF DEP 3A2 PROGRAM BOOK ENTRY INSTL CTF DEP 1.950% 09/21/20 B/E DTD 09/20/17 Security Identifier: 06740KKU0	247,000.000	99.1490	244,898.03	1,755.05	4,816.50	1.96%
WEX BK MIDVALE UTAH CTF DEP ACT/365 SEMI-ANNUALLY 2.000% 10/19/20 B/E DTD 10/18/17 1ST CPN DTE 04/18/18 Security Identifier: 92937CGB8	247,000.000	99.2190	245,070.93	1,421.10	4,940.00	2.01%
GOLDMAN SACHS BK USA NEW YORK CTF DEP ACT/365 SEMI-ANNUALLY 2.050% 11/23/20 B/E DTD 11/22/17 Security Identifier: 38148PTD9	247,000.000	99.2840	245,231.48	971.08	5,063.50	2.06%

Portfolio Holdings (continued)

Description	Quantity	Market Price	Market Value	Accrued Interest	Estimated Annual Income	Estimated Yield
FIXED INCOME (continued)						
Certificates of Deposit (continued)						
BLACKRIDGEBANK FARGO N D CTF DEP ACT/365 MONTHLY 2.100% 12/22/20 B/E DTD 12/22/17 CALLABLE 03/22/18 Security Identifier: 09248ABG4	248,000.000	99.3670	246,430.16	128.42	5,208.00	2.11%
MERCANTIL BK NATL ASSN CORAL GABLES FLA CTF DEP ACT/365 MONTHLY 2.200% 12/29/20 B/E DTD 12/29/17 Security Identifier: 58733AES4	248,000.000	99.6320	247,087.36	29.90	5,456.00	2.20%
DISCOVER BK GEENWOOD DEL CTF DEP ACT/365 2.500% 02/01/21 B/E DTD 01/31/18 1ST CPN DTE 07/31/18 CPN PMT SEMI ANNUAL Security Identifier: 254673LX2	246,000.000	100.4440	247,092.24	0.00	6,150.00	2.48%
Total Certificates of Deposit:	10,648,000.000		\$10,613,029.86	\$29,410.49	\$183,471.50	
TOTAL FIXED INCOME	10,648,000.000		\$10,613,029.86	\$29,410.49	\$183,471.50	
			Market Value	Accrued Interest	Estimated Annual Income	
TOTAL PORTFOLIO HOLDINGS			\$10,615,842.67	\$29,410.49	\$183,471.50	

Portfolio Holdings Disclosures

Pricing

This section includes the net market value of the securities in your account on a settlement date basis, including short positions, at the close of the statement period. The market prices, unless otherwise noted, have been obtained from independent vendor services, which we believe to be reliable. Market prices do not constitute a bid or an offer, and may differ from the actual sale price. Securities for which a price is not available are marked "N/A" and are omitted from the Total. THE AS OF PRICE DATE ONLY APPEARS WHEN THE PRICE DATE DOES NOT EQUAL THE STATEMENT DATE.

Estimated Annual Figures

The estimated annual income (EAI) and estimated annual yield (EAY) figures are estimates and for informational purposes only. These figures are not considered to be a forecast or guarantee of future results. These figures are computed using information from providers believed to be reliable; however, no assurance can be made as to the accuracy. Since interest and dividend rates are subject to change at any time, and may be affected by current and future economic, political, and business conditions, they should not be relied on for making investment, trading, or tax decisions. These figures assume that the position quantities, interest and dividend rates, and prices remain constant. A capital gain or return of principal may be included in the figures for certain securities, thereby overstating them. Refer to www.pershing.com/disclosures for specific details as to formulas used to calculate the figures. Accrued interest represents interest earned but not yet received.

Reinvestment

The dollar amount of Mutual Fund distributions, Money Market Fund dividend income, Bank Deposit interest income, or dividends for other securities shown on your statement may have been reinvested. You will not receive confirmation of these reinvestments. Upon written request to your financial institution, information pertaining to these transactions,

January 1, 2018 - January 31, 2018
MEDINA CITY SCHOOLS

Portfolio Holdings Disclosures (continued)

Reinvestment (continued)

including the time of execution and the name of the person from whom your security was purchased, may be obtained. In dividend reinvestment transactions, Pershing acts as your agent and receives payment for order flow.

Option Disclosure

Information with respect to commissions and other charges incurred in connection with the execution of option transactions has been included in confirmations previously furnished to you. A summary of this information is available to you promptly upon your written request directed to your introducing firm. In order to assist your introducing firm in maintaining current background and financial information concerning your option accounts, please promptly advise them in writing of any material change in your investment objectives or financial situation. Expiring options which are valuable are exercised automatically pursuant to the exercise by exception procedure of the Options Clearing Corporation. Additional information regarding this procedure is available upon written request to your introducing firm.

Certificates of Deposit

Please be advised that the secondary market for CDs is generally illiquid; the actual value of CDs may be different from their purchase price; and a significant loss of principal could result if your CDs are sold prior to maturity. In the event that the CDs listed above do not indicate a market valuation, an accurate market value could not be determined. In the event that a price is listed above for your CDs, Pershing has obtained a price from sources deemed to be reliable or has priced your CDs using a matrix formula. Prices are estimates and the actual value you may obtain for your CD may be different if you elect to sell your CD in the secondary market.

Foreign Currency Transactions

Pershing will execute foreign currency transactions as principal for your account. Pershing may automatically convert foreign currency to or from U.S. dollars for dividends and similar corporate action transactions unless you instruct your financial organization otherwise. Pershing's currency conversion rate will not exceed the highest interbank conversion rate identified from customary banking sources on the conversion date or the prior business day, increased by up to 1%, unless a particular rate is required by applicable law. Your financial organization may also increase the currency conversion rate. This conversion rate may differ from rates in effect on the date you executed a transaction, incurred a charge, or received a credit. Transactions converted by agents (such as depositories) will be billed at the rates such agents use.

Proxy Vote

Securities not fully paid for in your margin account may be lent by Pershing to itself or others in accordance with the terms outlined in the Margin Agreement. The right to vote your shares held on margin may be reduced by the amount of shares on loan. The Proxy Voting Instruction Form sent to you may reflect a smaller number of shares entitled to vote than the number of shares in your margin account.

Activity Summary (All amounts shown are in base currency)

	Credits This Period	Debits This Period	Net This Period	Credits Year-to-Date	Debits Year-to-Date	Net Year-to-Date
Securities						
Securities Bought	0.00	-1,232,000.00	-1,232,000.00	0.00	-1,232,000.00	-1,232,000.00
Securities Sold	247,540.69	0.00	247,540.69	247,540.69	0.00	247,540.69
Total Securities	\$247,540.69	-\$1,232,000.00	-\$984,459.31	\$247,540.69	-\$1,232,000.00	-\$984,459.31
Dividends and Interest	\$10,486.17	\$0.00	\$10,486.17	\$10,486.17	\$0.00	\$10,486.17

Activity Summary (continued)

	Credits This Period	Debits This Period	Net This Period	Credits Year-to-Date	Debits Year-to-Date	Net Year-to-Date
Distributions	\$248,000.00	\$0.00	\$248,000.00	\$248,000.00	\$0.00	\$248,000.00
Cash						
Withdrawals	0.00	-12,265.24	-12,265.24	0.00	-12,265.24	-12,265.24
Deposits	739,000.00	0.00	739,000.00	739,000.00	0.00	739,000.00
Total Cash	\$739,000.00	-\$12,265.24	\$726,734.76	\$739,000.00	-\$12,265.24	\$726,734.76
Totals	\$1,245,026.86	-\$1,244,265.24	\$761.62	\$1,245,026.86	-\$1,244,265.24	\$761.62

Transactions by Type of Activity

Process/ Settlement Date	Trade/ Transaction Date	Activity Type	Description	Quantity	Price	Accrued Interest	Amount	Currency
Securities Bought and Sold								
01/19/18	01/08/18	PURCHASED 31617CAH6	FIDELITY BK NEW ORLEANS LA CTF DEP ACT/365 MONTHLY 1.900% 07/19/19 B/E DTD 01/19/18 YLD 1.900 TO MAT	248,000.000	100.0000		-248,000.00	USD
01/25/18	01/23/18	SOLD 856285BH3	STATE BK INDIA NEW YORK N Y CTF DEP ACT/365 1.700% 06/10/19 B/E DTD 06/09/17 YLD 1.700 TO MAT	-247,000.000	100.0000	540.69	247,540.69	USD
01/30/18	01/18/18	PURCHASED 163681CM9	CHEMICAL BK MIDLAND MICH CTF DEP ACT/365 AT-MATURITY 1.850% 01/30/19 DTD 01/30/18 YLD 1.850 TO MAT	245,000.000	100.0000		-245,000.00	USD
01/30/18	01/18/18	PURCHASED 91330ABJ5	UNITY BK CLINTON NJ CTF DEP ACT/365 MONTHLY 1.950% 07/30/19 B/E DTD 01/30/18 YLD 1.952 TO MAT	248,000.000	100.0000		-248,000.00	USD
01/31/18	01/23/18	PURCHASED 05581WUW3	BMO HARRIS BK NATL ASSN CHICAGO ILL CTF DEP ACT/365 AT-MATURITY 1.850% 01/31/19 DTD 01/31/18 YLD 1.850 TO MAT	245,000.000	100.0000		-245,000.00	USD
01/31/18	01/23/18	PURCHASED 254673LX2	DISCOVER BK GEENWOOD DEL CTF DEP ACT/365 2.500% 02/01/21 B/E DTD 01/31/18 YLD 2.500 TO MAT	246,000.000	100.0000		-246,000.00	USD
Total Securities Bought and Sold						\$540.69	-\$984,459.31	USD
Dividends and Interest								
01/02/18		BOND INTEREST RECEIVED 31931TEL5	247000 FIRST BK SOUTHN PINES NORTH CAROLINA CTF DEP ACT/365 1.700% 05/31/19 B/E DTD 05/31/17 RD 12/29 PD 12/31/17				356.63	USD
01/02/18		BOND INTEREST RECEIVED 59013JD22	248000 MERRICK BK SOUTH JORDAN UTAH CTF DEP ACT/365 MONTHLY 1.700% 10/30/19 B/E DTD 10/30/17 RD 12/15 PD 12/30/17				346.52	USD

January 1, 2018 - January 31, 2018
 MEDINA CITY SCHOOLS

Transactions by Type of Activity (continued)

Process/ Settlement Date	Trade/ Transaction Date	Activity Type	Description	Quantity	Price	Accrued Interest	Amount	Currency
Dividends and Interest (continued)								
01/02/18		BOND INTEREST RECEIVED 63861NAK1	248000 NATIONWIDE BK COLUMBUS OHIO CTF DEP ACT/365 MONTHLY 1.850% 02/28/20 B/E DTD 11/30/17 RD 12/15 PD 12/30/17				377.10	USD
01/08/18		BOND INTEREST RECEIVED 08016PCP2	248000 BELMONT BK & TR CO CHICAGO IL CTF DEP ACT/365 MONTHLY 1.700% 11/06/19 B/E DTD 11/06/17 RD 12/22 PD 01/06/18				358.07	USD
01/08/18		BOND INTEREST RECEIVED 149159LG8	248000 CATHAY BK LOS ANGELES CALIF CTF DEP ACT/365 MONTHLY 1.700% 03/07/19 B/E DTD 09/07/17 RD 12/23 PD 01/07/18				358.07	USD
01/08/18		BOND INTEREST RECEIVED 524680BM6	248000 LEGACYTEXAS BK PLANO CTF DEP ACT/365 MONTHLY 1.650% 01/08/19 B/E DTD 12/08/17 RD 12/24 PD 01/08/18				347.54	USD
01/08/18		BOND INTEREST RECEIVED 85916VCD5	248000 STERLING BK POPLAR BLUFF MO CTF DEP ACT/365 MONTHLY 1.750% 08/08/19 B/E DTD 09/08/17 RD 12/24 PD 01/08/18				368.60	USD
01/12/18		BOND INTEREST RECEIVED 559582AA9	248000 MAGNOLIA BK INC KY CTF DEP ACT/365 MONTHLY 1.750% 10/11/19 B/E DTD 10/12/17 CLB RD 12/28 PD 01/12/18				368.60	USD
01/16/18		BOND INTEREST RECEIVED 29266N6E2	248000 ENERBANK USA SALT LAKE CITY UTAH CTF DEP ACT/365 MONTHLY 1.700% 09/16/19 B/E DTD 09/15/17 RD 12/31 PD 01/15/18				358.07	USD
01/16/18		BOND INTEREST RECEIVED 59774QFG2	248000 MIDLAND STS BK EFFINGHAM ILL CTF DEP ACT/365 1.850% 06/14/19 B/E DTD 12/14/17 CLB RD 12/30 PD 01/14/18				389.67	USD
01/19/18		BOND INTEREST RECEIVED 35471TDM1	248000 FRANKLIN SYNERGY BK TENN CTF DEP ACT/365 MONTHLY 1.500% 10/19/18 B/E DTD 07/19/17 RD 01/04 PD 01/19/18				315.95	USD
01/22/18		BOND INTEREST RECEIVED 062683AN7	248000 BANK HOPE LOS ANGELES CA CTF DEP ACT/365 1.600% 03/22/19 B/E DTD 09/22/17 RD 01/07 PD 01/22/18				337.01	USD
01/22/18		BOND INTEREST RECEIVED 06610QDM0	248000 BANKERS BK OKLA CITY CTF DEP ACT/365 MONTHLY 1.700% 09/20/19 B/E DTD 09/20/17 RD 01/05 PD 01/20/18				358.07	USD

Transactions by Type of Activity (continued)

Process/ Settlement Date	Trade/ Transaction Date	Activity Type	Description	Quantity	Price	Accrued Interest	Amount	Currency
Dividends and Interest (continued)								
01/22/18		BOND INTEREST RECEIVED 09248ABG4	248000 BLACKRIDGE BANK FARGO N D CTF DEP ACT/365 MONTHLY 2.100% 12/22/20 B/E DTD 12/22/17 CLB RD 01/07 PD 01/22/18				442.32	USD
01/22/18		BOND INTEREST RECEIVED 508176CH5	249000 LAKE CITY BK WARSAW IND CTF DEP ACT/365 MONTHLY 1.600% 03/22/19 B/E DTD 03/22/17 RD 01/07 PD 01/22/18				338.37	USD
01/22/18		BOND INTEREST RECEIVED 70153RJE9	248000 PARKWAY BK & TR HARWOOD HEIGHTS ILL CTF DEP ACT/365 MONTHLY 1.750% 12/21/18 B/E DTD 12/22/17 RD 01/07 PD 01/22/18				368.60	USD
01/23/18		BOND INTEREST RECEIVED 410493CDO	248000 HANMI BK LOS ANGELES CALIF CTF DEP ACT/365 MONTHLY 1.550% 12/24/18 B/E DTD 06/23/17 RD 01/08 PD 01/23/18				326.48	USD
01/24/18		BOND INTEREST RECEIVED 20033AVA1	248000 COMENITY CAP BK SALT LAKE CITY UTAH CTF DEP ACT/365 1.700% 07/24/19 B/E DTD 07/24/17 RD 01/09 PD 01/24/18				358.07	USD
01/29/18		BOND INTEREST RECEIVED 58733AES4	248000 MERCANTIL BK NATL ASSN CORAL GABLES FLA CTF DEP ACT/365 MONTHLY 2.200% 12/29/20 B/E DTD 12/29/17 RD 01/14 PD 01/29/18				463.39	USD
01/29/18		BOND INTEREST RECEIVED 710347AK1	248000 PEOPLES BK EWING VA CTF DEP ACT/365 MONTHLY 1.700% 03/28/19 B/E DTD 12/28/17 RD 01/13 PD 01/28/18				358.07	USD
01/29/18		BOND INTEREST RECEIVED 947547JQ9	248000 WEBBANK SALT LAKE CITY UTAH CTF DEP ACT/365 MONTHLY 1.850% 03/30/20 B/E DTD 09/28/17 CLB RD 01/13 PD 01/28/18				389.67	USD
01/30/18		BOND INTEREST RECEIVED 332135GZ9	248000 FIRST NATL BK OMAHA NEB CTF DEP ACT/365 AT-MATURITY 1.350% 01/29/18 B/E DTD 07/28/17 RD 01/26 PD 01/29/18				1,696.93	USD
01/30/18		BOND INTEREST RECEIVED 59013JD22	248000 MERRICK BK SOUTH JORDAN UTAH CTF DEP ACT/365 MONTHLY 1.700% 10/30/19 B/E DTD 10/30/17 RD 01/15 PD 01/30/18				358.07	USD
01/30/18		BOND INTEREST RECEIVED 63861NAK1	248000 NATIONWIDE BK COLUMBUS OHIO CTF DEP ACT/365 MONTHLY 1.850% 02/28/20 B/E DTD 11/30/17 RD 01/15 PD 01/30/18				389.67	USD
01/31/18		BOND INTEREST RECEIVED 31931TEL5	247000 FIRST BK SOUTH PINES NORTH CAROLINA CTF DEP ACT/365 1.700% 05/31/19 B/E DTD 05/31/17 RD 01/30 PD 01/31/18				356.63	USD
Total Dividends and Interest						\$0.00	\$10,486.17	USD

January 1, 2018 - January 31, 2018
MEDINA CITY SCHOOLS

Transactions by Type of Activity (continued)

Process/ Settlement Date	Trade/ Transaction Date	Activity Type	Description	Quantity	Price	Accrued Interest	Amount	Currency
Distributions								
01/29/18		SECURITY REDEEMED 332135GZ9	FIRST NATL BK OMAHA NEB CTF DEP ACT/365 AT-MATURITY 1.350% 01/29/18 B/E DTD 07/28/17 ACCOUNT REDEMPTION	-248,000.000			248,000.00	USD
Total Distributions						\$0.00	\$248,000.00	USD
Cash Withdrawals and Deposits								
01/02/18		ELECTRONIC TRANSACTION USD999997	SEND TO BANK FOR ACH ACH [REDACTED]				-2,039.68	USD
01/12/18		ELECTRONIC TRANSACTION USD999997	SEND TO BANK FOR ACH ACH [REDACTED]				-2,881.13	USD
01/17/18		ELECTRONIC TRANSACTION USD999997	SEND TO BANK FOR ACH ACH [REDACTED]				-747.74	USD
01/19/18		ELECTRONIC DEPOSIT USD999997	RECV FR BANK FOR ACH ACH [REDACTED]				248,000.00	USD
01/22/18		ELECTRONIC TRANSACTION USD999997	SEND TO BANK FOR ACH ACH [REDACTED]				-2,160.32	USD
01/23/18		ELECTRONIC TRANSACTION USD999997	SEND TO BANK FOR ACH ACH [REDACTED]				-326.48	USD
01/24/18		ELECTRONIC TRANSACTION USD999997	SEND TO BANK FOR ACH ACH [REDACTED]				-358.07	USD
01/29/18		ELECTRONIC TRANSACTION USD999997	SEND TO BANK FOR ACH ACH [REDACTED]				-1,211.13	USD
01/30/18		ELECTRONIC TRANSACTION USD999997	SEND TO BANK FOR ACH ACH [REDACTED]				-2,540.69	USD
01/31/18		ELECTRONIC DEPOSIT USD999997	RECV FR BANK FOR ACH ACH [REDACTED]				491,000.00	USD
Total Cash Withdrawals and Deposits						\$0.00	\$726,734.76	USD
Total Value of Transactions						\$540.69	\$761.62	USD

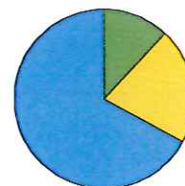
The price and quantity displayed may have been rounded.

Fixed Income Analysis

Bond Quality

Bond Quality	Market Value	% of Bond Market Value
Not Rated	10,613,029.86	100%
Total	10,613,029.86	100%

Bond Maturity Schedule



Bond Maturity	Market Value	% of Bond Market Value
1 to 6 months	1,236,642.50	12%
7 to 12 months	2,224,034.56	21%
1 to 5 years	7,152,352.80	67%
Total	10,613,029.86	100%

Percentages of bond market values are rounded to the nearest whole percentage.

Bond quality ratings reflect Moody's or Standard and Poor's ratings. Bonds may be rated by other services. Bonds that are in default are not included. Please refer to your Portfolio Holdings section.

You are 100% invested in bonds with a bond quality of Not Rated.

Trades Not Settled

Settlement Date	Trade Date	Activity Type	Description	Quantity	Price	Accrued Interest	Settlement Amount
02/01/18	01/23/18	Buy	SALLIE MAE BK SALT LAKE CITY UT CTF DEP ACT/365 SEMI-ANNUALLY 2.650% 01/31/23 DTD 01/31/18 YLD 2.650 TO	246,000.000	100.0000	17.86	-246,017.86
02/02/18	01/23/18	Buy	SOUTHWEST NATL BK WICHITA KANS CTF DEP ACT/365 MONTHLY 2.000% 08/02/19 B/E DTD 02/02/18 YLD 2.000 TO	248,000.000	100.0000	0.00	-248,000.00
Total Amount of Trades Not Settled							-\$494,017.86

Messages

Important Reminder for Pershing's 2017 Form 1099 tax statement (1099): The 1099 includes IRS 1099 Form B, DIV, INT, OID and MISC. By February 15, 2018, you will be mailed either your 1099 or a special Pending 1099 Notice. The Pending 1099 Notice will be sent if we have not received and processed final information from issuers and trustees of securities you hold by the as of date of the February 15 1099 mailing. You will also be sent the notice if your information is still being reviewed and finalized. It will inform you of the securities that are pending final reporting, and will provide the anticipated mail date of your 1099 form. Your 1099 will be mailed no later than March 15, 2018. For more information please visit mytaxhandbook.com.

Although a money market mutual fund seeks to preserve the value of your investment at \$1 per share, it is possible to lose money by investing in a money market mutual fund. Shares of a money market mutual fund or the balance of a bank deposit product held in your brokerage account may be liquidated upon request with the proceeds credited to your brokerage account. Please see the money market mutual fund's prospectus or the bank deposit product's disclosure document or contact your advisor for additional information. Pursuant to SEC Rule 10b-10(b)(1) confirmations are not sent for purchases into money market mutual funds processed on the sweep platform.

January 1, 2018 - January 31, 2018
MEDINA CITY SCHOOLS

Cash Not Yet Received

Security	Record Date	Payable Date	Quantity Held	Rate	Dividend Option	Amount of Payment
Interest						
BELMONT BK & TR CO CHICAGO IL CTF DEP ACT/365 MONTHLY	01/22/18	02/06/18	248,000.000	0.001444	Cash	358.07
CATHAY BK LOS ANGELES CALIF CTF DEP ACT/365 MONTHLY	01/23/18	02/07/18	248,000.000	0.001444	Cash	358.07
ENERBANK USA SALT LAKE CITY UTAH CTF DEP ACT/365 MONTHLY	01/31/18	02/15/18	248,000.000	0.001444	Cash	358.07
LEGACYTEXAS BK PLANO CTF DEP ACT/365 MONTHLY	01/24/18	02/08/18	248,000.000	0.001401	Cash	347.54
MAGNOLIA BK INC KY CTF DEP ACT/365 MONTHLY	01/28/18	02/12/18	248,000.000	0.001486	Cash	368.60
MIDLAND STS BK EFFINGHAM ILL CTF DEP ACT/365	01/30/18	02/14/18	248,000.000	0.001571	Cash	389.67
MORGAN STANLEY PRIVATE BK NATL ASSN PUR N Y CTF DEP	01/19/18	02/03/18	248,000.000	0.008570	Cash	2,125.33
STERLING BK POPLAR BLUFF MO CTF DEP ACT/365 MONTHLY	01/24/18	02/08/18	248,000.000	0.001486	Cash	368.60

Total Cash Not Yet Received **\$4,673.95**

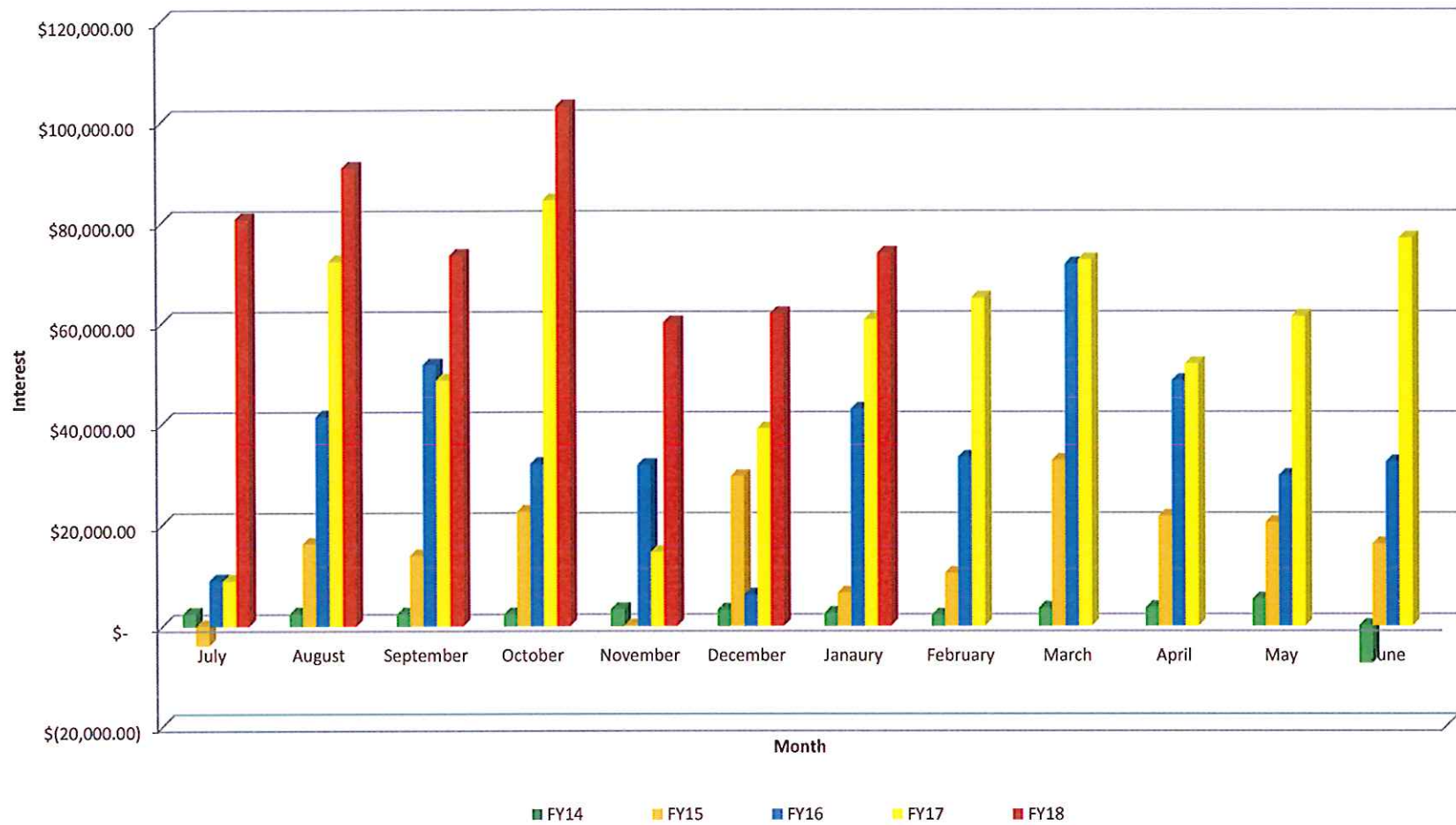
Assets shown here are not reflected in your account. This information has been received from sources we believe to be reliable. Pershing does not guarantee the accuracy of the information.

Important Information and Disclosures

The Role of Pershing

- Pershing carries your account as clearing broker pursuant to a clearing agreement with your financial institution. Pershing may accept from your financial institution without inquiry or investigation (i) orders for the purchase and sale of securities and other property and (ii) any other instructions concerning your account. Pershing is not responsible or liable for any acts or omissions of your financial institution or its employees and it does not supervise them. Pershing provides no investment advice nor does it assess the suitability of any transaction or order. Pershing acts as the agent of your financial institution and you agree that you will not hold Pershing or any person controlling or under common control with it liable for any investment losses incurred by you.
- Pershing performs several key functions at the direction of your financial institution. It acts as custodian for funds and securities you may deposit with it directly or through your financial institution or that it receives as the result of securities transactions it processes.
- Your financial institution is responsible for adherence to the securities laws, regulations and rules which apply to it regarding its own operations and the supervision of your account, its sales representatives and other personnel. Your financial institution is also responsible for approving the opening of accounts and obtaining account documents; the acceptance and, in certain instances, execution of securities orders; the assessment of the suitability of those transactions, where applicable; the rendering of investment advice, if any, to you and in general, for the ongoing relationship that it has with you.
- Inquiries concerning the positions and balances in your account may be directed to the Pershing Customer Service Department at (201) 413-3333. All other inquiries regarding

Total Monthly Interest Earnings



F I N A N C I A L S U M M A R Y R E P O R T
Processing Month: January 2018
MEDINA CITY SCHOOL DISTRICT

Fnd	Scc	Description	Beginning Balance	MTD Revenues	FYTD Revenues	MTD Expenditures	FYTD Expenditures	Current Available Balance
001	0000	GENERAL FUND	39,370,833.97	5,071,072.72	39,292,650.24	5,377,026.49	41,664,237.42	36,999,246.79
002	0000	BOND RETIREMENT	1,264,996.56	62,910.00	797,014.10	.00	1,367,951.22	694,059.44
002	9000	BOND RETIREMENT - NEW ELE	3,858,326.49	228,050.00	2,369,178.82	.00	3,499,384.86	2,728,120.45
002	9012	LOCAL SALES TAX RETIREMEN	99,750.00	.00	1,261,668.75	.00	1,261,668.75	99,750.00
002	9014	CONSOLIDATION - ENERGY &	.00	.00	315,987.53	.00	315,987.53	.00
003	0000	PERMANENT IMPROVEMENT FUN	126,628.88	.00	.00	.00	.00	126,628.88
003	9000	PERMANENT IMPROVEMENT FUN	989.14	.00	.00	.00	.00	989.14
003	9001	MEDINA CITY REC CENTER-PE	570,076.43	.00	1,105.31	.00	101,414.22	469,767.52
006	0000	LUNCHROOM FUND	48,061.37	163,851.00	1,170,084.95	183,023.10	1,251,307.37	33,161.05-
007	9004	COLLINS SCHOLARSHIP/POST-	42.80	16,000.09	16,000.55	.00	.00	16,043.35
007	9110	ART TRUST - GARFIELD	10,064.72	20.13	123.59	.00	.00	10,188.31
007	9333	RIOS STUDENT LEADER SCHOL	26,200.26	3,997.70	4,267.04	.00	.00	30,467.30
007	9901	BIXLER SCHOLARSHIP FUND	125.00	.00	.00	.00	.00	125.00
008	9002	KANEHL MUSIC TRUST	29,102.27	75.76	392.52	.00	.00	29,494.79
008	9003	RICHARD HOFFMAN COLLINS M	607,680.86	.00	12,913.02	.00	.00	620,593.88
008	9112	ELAINE BUSHMAN FUND	17,304.04	24.39	390.90	.00	.00	17,694.94
009	9000	STAR	1,246.00	863.25	21,777.74	.00	.00	23,023.74
009	9110	UNIFORM SUPPLIES GARFIELD	10,879.47	171.50	3,172.75	.00	6,139.97	7,912.25
009	9120	UNIFORM SUPPLIES - CANAVA	10,824.08	250.00	7,922.25	1,155.23	11,537.44	7,208.89
009	9130	UNIFORM SUPPLIES - FENN	22,661.05	321.00	8,562.00	776.82	12,811.30	18,411.75
009	9140	UNIFORM SUPPLIES - HERITA	5,210.26	168.50	8,191.23	343.35	10,433.05	2,968.44
009	9160	UNIFORM SUPPLIES - BLAKE	857.73	443.50	11,643.75	842.80	12,436.90	64.58
009	9170	UNIFORM SUPPLIES - RALPH	11,977.26	142.50	15,406.25	.00	14,346.88	13,036.63
009	9180	UNIFORM SUPPLIES - ELIZA	8,071.03	302.54	9,391.07	.00	13,713.18	3,748.92
009	9200	UNIFORM SUPPLIES - CLAGGE	56,537.37	996.00	19,802.16	1,012.60	25,253.50	51,086.03
009	9210	UNIFORM SUPPLIES - A.I. R	12,182.21	1,511.40	24,283.10	255.17	24,003.71	12,461.60
009	9300	UNIFORM SUPPLIES - SENIOR	41,811.27	9,625.25	127,465.84	2,181.23	56,818.30	112,458.81
009	9304	AVIATION/PHOTOGRAPHY	3.87	.00	.00	.00	.00	3.87
014	9016	MEDINA CNTY JUV DET CNTR	56,092.18	21,420.00	115,281.13	21,516.93	160,667.72	10,705.59
014	9111	CFIT FY11	5,550.01	.00	.00	.00	.00	5,550.01
014	9116	EVOLVE FY 16	69,606.72	69,300.00	251,712.50	37,650.60	372,099.10	50,779.88-
016	0000	EMERGENCY LEVY	14,480,996.23	692,130.00	4,279,885.76	259,553.36	1,933,120.82	16,827,761.17
018	0000	PRINT SHOP	6,683.33	.00	.00	.00	.00	6,683.33
018	9000	PUBLIC SCHOOL SUPPORT - S	16.70	.00	.00	.00	.00	16.70
018	9110	PRINCIPAL'S FUND - GARFIE	30,043.47	.00	3,202.68	401.45	4,305.69	28,940.46
018	9111	GARFIELD SCHOOL STORE	866.80	.00	200.00	.00	50.00	1,016.80
018	9113	GARFIELD MEDIA CENTER	726.76	.00	32.91	.00	.00	759.67
018	9120	PRINCIPAL - CANAVAN	49,481.36	168.00	2,861.00	1,624.79	7,246.03	45,096.33
018	9122	CANAVAN SCHOOL STORE	586.69	.00	.00	.00	.00	586.69
018	9123	BOOK FAIR - CANAVAN	5,280.58	.00	5,023.19	.00	5,061.41	5,242.36
018	9130	PRINCIPAL - FENN	37,156.68	425.55	7,178.55	153.12	6,795.79	37,539.44
018	9132	FENN SCHOOL STORE	723.07	43.36	303.55	.00	50.00	976.62
018	9133	BOOK FAIR - FENN	277.47	34.95	116.36	.00	.00	393.83
018	9135	MEDINA SKI TEAM - DISTRIC	5,409.19	1,175.00	3,975.00	.00	.00	9,384.19
018	9140	PRINCIPAL'S FUND - HERITA	28,070.00	1,019.55	8,289.87	949.25	5,705.20	30,654.67
018	9143	HERITAGE MEDIA CENTER	15,375.04	.00	4,828.88	.00	13,554.10	6,649.82

F I N A N C I A L S U M M A R Y R E P O R T
Processing Month: January 2018
MEDINA CITY SCHOOL DISTRICT

Fnd	Scc	Description	Beginning Balance	MTD Revenues	FYTD Revenues	MTD Expenditures	FYTD Expenditures	Current Available Balance
018	9160	PRINCIPAL'S FUND - H G BL	42,009.07	273.25	5,279.75	1,924.66	4,712.29	42,576.53
018	9161	LEADER IN ME - BLAKE	7,394.06	.00	.00	.00	.00	7,394.06
018	9163	BLAKE MEDIA CENTER	17,218.27	29.97	5,972.18	.00	5,821.65	17,368.80
018	9170	PRINCIPALS FUND - RALPH W	74,315.89	497.00	5,870.00	146.99	2,970.00	77,215.89
018	9171	WAITE SCHOOL STORE	50.00	.00	.00	.00	.00	50.00
018	9173	MEDIA CENTER RALPH WAITE	5,360.91	.00	8,592.17	.00	7,737.87	6,215.21
018	9174	FIELD TRIPS RALPH WAITE E	15,209.72	.00	.00	.00	.00	15,209.72
018	9180	PRINCIPALS FUND ELIZA NOR	43,613.19	.00	3,020.00	422.65	2,824.20	43,808.99
018	9181	NORTHROP ELEMENTARY SCHOO	1,745.95	.00	.00	.00	125.00	1,620.95
018	9183	MEDIA CENTER ELIZA NORTHRO	7,702.33	.00	5,521.93	.00	4,920.27	8,303.99
018	9184	FIELD TRIPS ELIZA NORTHRO	146.00	.00	.00	.00	.00	146.00
018	9200	PRINCIPAL'S FUND - CLAGGE	84,752.98	681.00	10,821.02	980.86	9,967.35	85,606.65
018	9203	CLAGGETT M.S. MEDIA CENTE	4,507.83	.00	3,894.50	.00	3,183.50	5,218.83
018	9210	PRINCIPAL'S FUND - ROOT M	13,333.52	237.57	34,590.28	821.85	6,975.42	40,948.38
018	9211	ROOT M.S. MEDIA CENTER	9,038.70	29.35	3,873.98	.00	3,266.61	9,646.07
018	9212	ROOT M.S. - WASHINGTON TR	355.00	.00	.00	.00	.00	355.00
018	9213	SPECIAL FUNDRAISER - ROOT	12,631.96	.00	.00	.00	12,631.94	.02
018	9300	PRINCIPAL'S FUND - SENIOR	43,812.78	195.00	26,938.06	12,069.96	20,871.06	49,879.78
018	9301	MEDIA CENTER FUND	1,407.80	.00	.00	.00	50.00	1,357.80
018	9302	SPECIAL FUNDRAISER - SENI	37,086.18	.00	.00	.00	.00	37,086.18
018	9303	PERFORMING ARTS	101,955.40	860.00	12,243.80	3,078.93	22,543.93	91,655.27
018	9304	BUZZ	14,196.01	728.35	5,053.56	53.20	4,322.49	14,927.08
018	9305	FLEXIBLE CREDIT FUND	7,334.56	.00	100.00	.00	.00	7,434.56
018	9900	INSERVICE - CENTRAL	3,702.01	.00	.00	.00	.00	3,702.01
018	9901	PUBLIC SCHOOL SUPPORT - I	5,383.72	.00	.00	.00	53.95	5,329.77
018	9902	INSERVICE - SUPERINTENDEN	24,720.92	.00	.00	.00	.00	24,720.92
018	9903	BOARD/STUDENT DEVELOPMENT	2,800.00	.00	.00	.00	.00	2,800.00
018	9904	WELLNESS FUND	502.00	.00	.00	.00	.00	502.00
018	9905	PUBLIC SCHOOL SUPPORT/STU	54,192.50	.00	8,000.00	982.98	3,065.13	59,127.37
018	9906	COMMUNICATIONS - PUBLIC S	1,752.19	.00	5,042.00	2,492.00	4,601.31	2,192.88
018	9910	MAINTENANCE DEPARTMENT	3,902.36	.00	.00	.00	.00	3,902.36
018	9920	TRSP FUND	1,944.18	.00	206.55	.00	184.93	1,965.80
018	9930	Resource Connection	1,500.00	.00	.00	.00	.00	1,500.00
019	9000	ADAMH GRANT	642.00	.00	6,000.00	285.00	3,173.00	3,469.00
019	9008	MCDAC GRANT FY18	.00	20,592.00	61,776.00	12,734.24	74,280.27	12,504.27-
019	9018	LOWE'S LIGHT UP GARFIELD	48.08	.00	.00	.00	.00	48.08
019	9020	RIF PROGRAM GRANT - NORTH	400.73	.00	.00	.00	.00	400.73
019	9021	JENNINGS - BLAKE - BRYNIA	.82	.00	.00	.00	.00	.82
019	9023	PUBLIC EDUCATION LEADERSH	.01	.00	.00	.00	.00	.01
019	9029	MARTHA HOLDEN JENNINGS GR	6.82	.00	.00	.00	.00	6.82
019	9030	PERFORMANCE BASED ASSESSM	79.76	.00	.00	.00	.00	79.76
019	9031	PBA FY11	256.96	.00	.00	.00	.00	256.96
019	9113	ACS-HACH CHEMISTRY GRANT	96.34	.00	.00	.00	.00	96.34
019	9180	PPG INNOVATIVE CLASSROOM	15.31	.00	.00	.00	.00	15.31
019	9213	VIDEO CLUB GRANT - MHS	2.82	.00	.00	.00	.00	2.82
019	9300	MARTHA HOLDEN JENNINGS -	.00	3,000.00	3,000.00	.00	.00	3,000.00

F I N A N C I A L S U M M A R Y R E P O R T
Processing Month: January 2018
MEDINA CITY SCHOOL DISTRICT

Fnd	Sec	Description	Beginning Balance	MTD Revenues	FYTD Revenues	MTD Expenditures	FYTD Expenditures	Current Available Balance
019	9313	JENNINGS - NORTHROP - MIL	13.86	.00	.00	.00	.00	13.86
019	9413	3M AND OTHER GRANT	152.03	.00	.00	.00	.00	152.03
019	9513	NEA STUDENT ACHIEVEMENT G	191.88	.00	.00	.00	.00	191.88
019	9613	FUEL UP - CONDOSTA - ROOT	492.05	.00	.00	.00	.00	492.05
019	9715	FUEL UP - BLAKE	23.82	.00	.00	.00	.00	23.82
020	9001	TRANSPORTATION ENTERPRISE	51,296.71	.00	9,418.77	50.76	4,512.36	56,203.12
022	9000	Unclaimed funds	27,461.10	.00	.00	.00	.00	27,461.10
022	9093	DIVERSION PROGRAM FED MON	1,000.00	.00	.00	.00	.00	1,000.00
022	9094	DIVERSION PROGRAM - FED.	1,000.00	.00	.00	.00	.00	1,000.00
022	9300	OH HIGH SCHOOL ATH ASSOC	1,053.98	.00	16,727.00	.00	21,747.38	3,966.40-
024	9001	MEDICAL AND DRUG/SELF INS	6,269,529.07	721,277.20	4,985,941.65	844,083.32	4,642,735.17	6,612,735.55
024	9002	DENTAL SELF INSURANCE FUN	361,631.41	56,009.44	386,423.49	55,831.78	389,041.98	359,012.92
024	9094	FLEX PRO	59,014.82	20,730.36	93,342.18	23,064.81	102,663.63	49,693.37
027	0000	WORKMANS COMP.-SELF INS	181,567.56	11,026.82	82,049.99	28,947.54	81,103.66	182,513.89
071	9013	LOCAL SALES TAX PERMANENT	3,132,294.11	786,197.16	2,350,290.84	37,663.82	2,410,226.15	3,072,358.80
200	9110	GARFIELD STUDENT COUNCIL/	1,275.31	1.46	12.37	.00	548.82	738.86
200	9121	ELLA CANAVAN STUDENT COUN	936.98	2.08	423.42	22.87	308.65	1,051.75
200	9134	FENN STUDENT BUSINESS	8.49	.02	.10	.00	.00	8.59
200	9140	STUDENT COUNCIL - HERITAG	147.71	.30	1.82	.00	.00	149.53
200	9184	NORTHROP ELEMENTARY STUDE	47.29	.09	.57	.00	.00	47.86
200	9185	K-KIDS KIWANIS ACTIVITY C	4,690.39	10.59	1,241.33	367.57	572.92	5,358.80
200	9202	CLAGGETT MIDDLE SCH. STUD	3,420.21	213.90	3,042.00	.00	3,856.00	2,606.21
200	9204	CLAGGETT MIDDLE SCHOOL CH	474.76	.95	5.83	.00	.00	480.59
200	9205	CLAGGETT MIDDLE SCH. BUIL	1,687.09	4.00	339.15	.00	.00	2,026.24
200	9209	CLAGGETT MIDDLE SCHOOL DR	16,602.63	30.80	198.96	.00	1,214.32	15,587.27
200	9252	CHEERLEADERS - ROOT M.S.	40.52	.08	.50	.00	.00	41.02
200	9253	BUILDERS' CLUB - ROOT M.S	3,173.55	6.68	206.19	.00	.00	3,379.74
200	9254	HONORS ACADEMY - ROOT	1,357.05	17.28	181.80	.00	385.00	1,153.85
200	9256	DRAMA CLUB - ROOT M.S.	4,025.46	136.68	178.07	569.00	569.00	3,634.53
200	9257	ENVIRONMENTAL CLUB - ROOT	193.79	.00	1.40	.00	195.19	.00
200	9258	STUDENT COUNCIL - ROOT M.	2,262.74	4.65	595.34	163.01	502.48	2,355.60
200	9301	YOUNG AMERICANS FOR FREED	2,572.40	8.72	1,840.33	.00	.00	4,412.73
200	9302	ART CLUB	133.59	.27	1.65	.00	.00	135.24
200	9303	INTERNATIONAL CULTURAL EX	361.39	.59	4.10	.00	67.70	297.79
200	9304	CAREER ASSOCIATION	242.25	.00	1.20	.00	243.08	.37
200	9305	CHEMCLUB	729.72	1.97	393.34	.00	124.95	998.11
200	9306	OPERATION SMILE	5.00	.33	162.68	.00	.00	167.68
200	9307	CHOIR	48,901.35	235.16	9,086.66	.00	13,367.31	44,620.70
200	9308	COMPUTER CLUB	71.61	.00	.25	.00	71.86	.00
200	9309	IMPROVE CLUB	270.18	.54	3.32	.00	.00	273.50
200	9310	DELTA EPSILON PHI - NAT'L	.45	.00	.00	.00	.00	.45
200	9312	DRAMA CLUB	35,932.97	5,854.56	6,216.16	.00	3,275.47	38,873.66
200	9315	FELLOWSHIP OF CHRISTIAN A	276.12	112.77	115.61	.00	.00	391.73
200	9316	FRENCH CLUB	8.71	.00	.00	.00	8.71	.00
200	9318	GIRLS LEADERSHIP CLUB	3,154.65	9.46	2,530.51	.00	898.17	4,786.99
200	9321	KEY CLUB	26,408.12	54.96	1,458.06	.00	50.45	27,815.73

F I N A N C I A L S U M M A R Y R E P O R T
Processing Month: January 2018
MEDINA CITY SCHOOL DISTRICT

Fnd	Scc	Description	Beginning Balance	MTD Revenues	FYTD Revenues	MTD Expenditures	FYTD Expenditures	Current Available Balance
200	9323	MEDINAMITE	411.25	1.21	298.20	.00	99.24	610.21
200	9324	MEDINIAN	25,424.46	3,060.05	10,334.56	.00	6,886.72	28,872.30
200	9325	MHS BAND	22,024.92	45.30	6,872.75	1,032.09	5,968.97	22,928.70
200	9326	NATIONAL HONOR SOCIETY	9,211.36	18.24	112.94	94.89	94.89	9,229.41
200	9327	ORCHESTRA	21,549.16	45.13	1,805.79	.00	512.50	22,842.45
200	9330	SCIENCE OLYMPIAD CLUB	136.51	.00	.47	.00	136.98	.00
200	9331	SKI CLUB	2.90	.01	.03	.00	.00	2.93
200	9332	SPANISH CLUB	8,512.58	22.99	4,310.98	489.42	1,187.45	11,636.11
200	9333	STUDENT COUNCIL	39,753.53	427.69	37,220.89	6,057.01	27,532.11	49,442.31
200	9334	WORK STUDY CLUB	5,297.94	.00	18.26	.00	5,316.20	.00
200	9335	LATIN CLUB	1,660.53	3,915.47	5,075.71	4,436.00	4,980.32	1,755.92
200	9336	INTERACT ORGANIZATION	1,607.69	.00	5.54	.00	1,613.23	.00
200	9337	AMERICAN SIGN LANGUAGE CL	166.14	.62	148.26	.00	.00	314.40
200	9339	SPEECH/DEBATE CLUB	18,632.11	33.12	18,782.22	3,510.00	20,653.87	16,760.46
200	9340	S. A. D. D.	1,553.99	3.28	586.34	.00	481.38	1,658.95
200	9345	INTERNATIONAL CLUB	4,777.49	.00	16.47	.00	4,793.96	.00
200	9346	PENGUIN BOWL/NOSB	257.09	251.01	504.07	250.00	250.00	511.16
200	9350	TECHNOLOGY CLUB	124.72	.99	1,331.39	371.46	952.88	503.23
200	9351	THE JUNIOR STATESMEN OF A	1,190.32	.00	4.11	.00	1,194.43	.00
200	9352	VIDEO CLUB - SR HI	6,912.25	13.10	141.47	.00	423.25	6,630.47
200	9353	CHINESE CLUB	730.31	1.79	267.42	.00	89.73	908.00
200	9355	GENDER AND SEXUALITY ALLI	1,280.92	23.77	905.40	.00	96.28	2,090.04
200	9380	V O F T	31,641.16	64.05	2,042.43	.00	1,264.93	32,418.66
200	9416	CLASS OF 2016	2,452.99	.00	6.62-	.00	2,446.37	.00
200	9417	CLASS OF 2017	4,071.58	.00	14.04	.00	4,085.62	.00
200	9418	CLASS OF 2018	23,183.56	13.38	990.54	805.60	17,402.02	6,772.08
200	9419	CLASS OF 2019	3,984.75	8.22	387.02	.00	211.64	4,160.13
200	9420	CLASS OF 2020	2,025.20	7.96	2,091.76	.00	89.83	4,027.13
200	9421	CLASS OF 2021	.00	3.00	1,546.31	.00	29.85	1,516.46
200	9999	GENERIC STUDENT ACTIV. FD	.01	.00	.00	.00	.00	.01
300	0000	ATHLETIC FUND	195,045.47	32,414.37	278,657.33	36,796.42	252,683.40	221,019.40
300	9110	GARFIELD FIELD TRIPS	.00	.00	.00	499.87	433.22	433.22-
300	9120	CANAVAN FIELD TRIP	.00	.00	851.00	.00	851.00	.00
300	9121	WORLD WATCHER'S CLUB	7,362.04	.00	.00	.00	.00	7,362.04
300	9130	FENN FIELD TRIPS	.00	.00	6,280.00	231.14-	5,929.11	350.89
300	9140	HERITAGE FIELD TRIPS	.00	.00	4,699.50	.00	5,293.00	593.50-
300	9160	BLAKE FIELD TRIPS	170.00	1,160.00	1,791.00	.00	366.00	1,595.00
300	9170	WAITE FIELD TRIPS	1,272.00	.00	7,380.00	433.68	9,741.25	1,089.25-
300	9180	NORTHROP FIELD TRIPS	269.67	.00	2,746.80	.00	2,526.58	489.89
300	9201	CLAGGETT MIDDLE SCH. BAND	26,295.12	.00	17,929.23	.00	13,256.50	30,967.85
300	9202	CLAGGETT MIDDLE SCH. ORCH	258.00	.00	.00	.00	.00	258.00
300	9203	CLAGGETT MIDDLE SCHOOL LI	370.00	.00	.00	.00	.00	370.00
300	9204	CLAGGETT M.S. CHOIR FUND	634.10	.00	.00	.00	.00	634.10
300	9208	CLAGGETT - 6TH GRADE TRIP	27,839.95	.00	68,818.00	1,050.00	97,288.79	630.84-
300	9250	ROOT M.S. BAND FUND	17,270.76	.00	13,817.00	440.75	10,128.43	20,959.33
300	9251	ROOT M.S. ORCHESTRA FUND	1,228.15	.00	10.50	.00	.00	1,238.65

F I N A N C I A L S U M M A R Y R E P O R T
Processing Month: January 2018
MEDINA CITY SCHOOL DISTRICT

Fnd	Scc	Description	Beginning Balance	MTD Revenues	FYTD Revenues	MTD Expenditures	FYTD Expenditures	Current Available Balance
300	9252	ROOT M.S. CHOIR FUND	3,270.15	.00	.00	.00	.00	3,270.15
300	9253	ROOT M.S. BEEHIVE	407.27	80.75	468.65	21.82	175.96	699.96
300	9258	ROOT - DISTRICT SUPERVISE	99,129.46	.00	5,295.50	1,115.00	102,908.10	1,516.86
300	9259	ROOT DANCE TEAM	528.00	.00	.00	.00	528.00	.00
300	9301	BOWLING CLUB	.00	200.00	3,100.00	.00	.00	3,100.00
300	9302	MENS VOLLEYBALL	8,302.21	.00	.00	75.00	75.00	8,227.21
300	9303	HUDDLE/SHUDDLE	1,502.31	.00	1,540.00	.00	827.21	2,215.10
300	9304	LINK CREW	4,010.40	.00	.00	.00	2,096.43	1,913.97
300	9305	MHS DANCE TEAM	1,450.54	.00	.00	.00	.00	1,450.54
300	9313	DRAMA/MUSICAL	11,987.17	3,555.16	9,806.16	.00	547.74	21,245.59
300	9325	MHS BAND TRIP	7,854.12	.00	.00	.00	.00	7,854.12
300	9334	BEEHIVE CAFE	18,441.36	1,042.80	8,107.65	181.19	10,070.31	16,478.70
300	9380	V O F T	640.58	.00	.00	.00	640.58	.00
401	9016	AUXILIARY FUNDS/ST FRANCI	7,447.55	.00	.00	7,447.55	7,447.55	.00
401	9017	AUXILIARY FUNDS/ST FRANCI	59,831.48	.00	3,436.20-	3,150.06	56,357.87	37.41
401	9018	AUXILIARY FUNDS/ST FRANCI	.00	74.27	194,306.45	37,667.23	156,716.21	37,590.24
401	9026	AUX FUNDS NURTURY	5,654.05	.00	.00	5,654.05	5,654.05	.00
401	9027	AUX FUNDS NURTURY	1,366.99	.00	2.05	792.25	1,296.14	72.90
401	9028	AUX FUNDS NURTURY	.00	770.06-	2,731.10	957.25	2,731.10	.00
401	9036	AUX FUNDS MCA	2,560.07	.00	.00	2,247.80	2,560.07	.00
401	9037	AUX FUNDS MCA	34,290.21	.00	323.52	.00	34,674.10	60.37-
401	9038	AUX FUNDS MCA	.00	.00	70,162.89	26,412.45	95,791.86	25,628.97-
401	9046	AUX FUNDS KIDS COUNTRY	1,234.24	.00	.00	1,234.24	1,234.24	.00
401	9047	AUX FUNDS KIDS COUNTRY	6,177.86	.00	10.27	1,495.10	6,355.16	167.03-
401	9048	AUX FUNDS KIDS COUNTRY	.00	12.99	6,572.33	.00	.00	6,572.33
401	9066	SM WONDERS	1,644.12	.00	.00	.00	.00	1,644.12
432	9097	MANAGE. INFO. SYS. FUND	.80	.00	.00	.00	.00	.80
450	9008	SCHOOLNET PLUS FY2008: GR	1.00	.00	.00	.00	.00	1.00
451	9013	CONNECTIVITY 2013	800.00	.00	.00	.00	.00	800.00
451	9018	CONNECTIVITY FY18	.00	.00	9,900.00	.00	.00	9,900.00
452	9008	SCHOOLNET PROFESSIONAL DE	66.15	.00	.00	.00	.00	66.15
463	9017	ALT ED	219.48	.00	.00	.00	219.48	.00
499	9012	INTERN PSYCH FY12	45.81	.00	.00	.00	.00	45.81
499	9013	INTERN PSYCH FY13	39.97	.00	.00	.00	.00	39.97
499	9024	LOCAL GOVERNMENT INNOVATI	7,750.00	.00	.00	.00	.00	7,750.00
499	9039	INTERN PSYCHOLOGIST GRANT	2.20	.00	.00	.00	.00	2.20
499	9112	E-TECH BLENDED LEARNING G	321.71	.00	.00	.00	.00	321.71
506	9014	RESIDENT EDUCATOR GRANT	950.00	.00	.00	.00	.00	950.00
516	9015	TITLE VI-B	2,690.82	.00	.00	.00	.00	2,690.82
516	9016	TITLE VI-B	229.90	.00	.00	.00	.00	229.90
516	9017	TITLE VI-B	3,926.79	.00	213,979.27	.00	217,906.06	.00
516	9018	TITLE VI-B	.00	347,831.25	570,448.51	104,763.49	675,212.00	104,763.49-
551	9118	TITLE III LEP	.00	.00	10,743.48	10,743.48	10,743.48	.00
572	9017	TITLE I	41,715.90	.00	112,623.24	.00	154,339.14	.00
572	9018	TITLE I	.00	95,121.22	154,857.90	32,254.85	187,112.75	32,254.85-
572	9116	TITLE I-D	2.83	.00	.00	.00	.00	2.83

Date: 2/09/18

F I N A N C I A L S U M M A R Y R E P O R T
Processing Month: January 2018
MEDINA CITY SCHOOL DISTRICT

Page: 6
(FINSUM)

Fnd	Scs	Description	Beginning Balance	MTD Revenues	FYTD Revenues	MTD Expenditures	FYTD Expenditures	Current Available Balance
572	9117	TITLE I-D	31,914.47	.00	87,811.70	.00	119,726.17	.00
572	9118	TITLE I-D	.00	9,722.55	16,347.73	4,067.31	20,415.04	4,067.31-
587	9017	PRESCHOOL	4,661.62	.00	3,621.22	.00	8,282.84	.00
587	9018	PRESCHOOL	.00	6,993.26	11,642.13	2,127.26	13,769.39	2,127.26-
590	9017	TITLE II-A	3,719.83	.00	.00	.00	3,719.83	.00
590	9018	TITLE II-A	.00	11,993.64	72,026.01	4,084.55	78,955.56	6,929.55-
599	9018	TITLE IV-A STUDENT SUPPOR	.00	1,438.91	4,159.24	1,160.74	5,319.98	1,160.74-
		Grand Total All Funds	72,792,031.29	8,494,418.49	60416,459.17	7,218,912.81	62526,375.37	70682,115.09
		Total Invested Funds	.00					

Check#	Check Date	Org Sta	Vendor Paid	Check Amount	Status Date
007986	01/12/2018	M/M	MEMO - U.S. BANK PURCHASE CARD	18,776.14	
007987	01/03/2018	M/M	MEMO - MEDICAL MUTUAL	134,643.24	
007988	01/04/2018	M/M	MEMO - MEDICAL MUTUAL	91,739.25	
007989	01/09/2018	M/M	MEMO - MEDICAL MUTUAL	76,073.16	
007990	01/17/2018	M/M	MEMO - MEDICAL MUTUAL	169,896.76	
007991	01/03/2018	M/M	GORDON FOOD SERVICE	274.99	
007992	01/16/2018	M/M	GORDON FOOD SERVICE	7,395.75	
007993	01/16/2018	M/M	GORDON FOOD SERVICE	403.11	
007994	01/12/2018	M/M	MEMO MET LIFE INSURANCE	55,831.78	
007995	01/05/2018	M/M	MEMO MET LIFE INSURANCE	4,728.98	
007996	01/05/2018	M/M	MEMO -MEDINA CITY SCHOOLS	314,126.87	
007997	01/19/2018	M/M	ARBITERPAY	10,000.00	
007998	01/24/2018	M/M	GORDON FOOD SERVICE	2,748.28	
007999	01/24/2018	M/M	GORDON FOOD SERVICE	433.40	
008000	01/25/2018	M/M	SYSCO CLEVELAND INC	21,103.71	
008001	01/25/2018	M/M	SYSCO CLEVELAND INC	1,157.67	
008002	01/31/2018	M/M	GORDON FOOD SERVICE	3,360.63	
008003	01/31/2018	M/M	GORDON FOOD SERVICE	93.47	
008004	01/31/2018	M/M	MEMO - BUREAU WORK COMP	11,147.54	
008005	01/23/2018	M/M	MEMO - MEDICAL MUTUAL	153,107.87	
008006	01/30/2018	M/M	MEMO - MEDICAL MUTUAL	218,623.04	
008007	01/12/2018	M/M	OHIO DEPT OF ED - MEMO CK	88,244.18	
008008	01/26/2018	M/V	OHIO DEPT OF ED - MEMO CK	88,169.92	01/26/2018
008009	01/31/2018	M/M	MEMO - P & A ADMINISTRATIVE	22,698.51	
008010	01/26/2018	M/M	OHIO DEPT OF ED - MEMO CK	91,756.11	
008011	01/05/2018	M/M	MEMO --S T R S	113,986.62	
008012	01/05/2018	M/M	MEMO --S E R S	3,714.69	
008013	01/05/2018	M/M	MEMO - HUNTINGTON NAT'L BANK	26,958.77	
008014	01/05/2018	M/M	MEMO - BUREAU WORK COMP	5,523.33	
008015	01/19/2018	M/M	MEMO --S T R S	72,315.98	
008016	01/19/2018	M/M	MEMO --S E R S	3,714.69	
008017	01/19/2018	M/M	MEMO -MEDINA CITY SCHOOLS	316,348.30	
008018	01/19/2018	M/M	MEMO - HUNTINGTON NAT'L BANK	26,923.36	
008019	01/19/2018	M/M	MEMO - BUREAU WORK COMP	5,503.49	
008020	01/31/2018	M/M	STRS	515,136.00	
008021	01/31/2018	M/M	SERS - MEMO	124,834.00	
620756	01/11/2018	W/R	DISCOUNT SCHOOL SUPPLY	534.21	01/25/2018
620757	01/11/2018	W/R	EASTER SEALS NORTHERN OHIO	318.00	01/18/2018
620758	01/11/2018	W/R	MEDINA CITY SCHOOLS	105.04	01/16/2018
620759	01/12/2018	B/R	TREASURER, STATE OF OHIO	770.06	01/19/2018
620760	01/05/2018	W/R	TREASURER, STATE OF OHIO	22,021.05	01/10/2018
620761	01/17/2018	W/R	ABC THERAPY, LTD	12,075.00	01/17/2018
620762	01/17/2018	W/R	ABCO FIRE PROTECTION INC	537.90	01/23/2018
620763	01/17/2018	W/R	ACT	250.00	01/26/2018
620764	01/17/2018	W/R	ADRIENNE RASTOK	47.30	01/17/2018
620765	01/17/2018	W/R	AKRON CHILDRENS HOSPITAL	31,887.30	01/26/2018
620766	01/17/2018	W/R	ALBRIGHT SECURITY CENTER, INC.	22.50	01/29/2018
620767	01/17/2018	W/R	ALLIED 100 LLC	171.00	01/24/2018
620768	01/17/2018	W/R	AMERICAN TIME & SIGNAL COMPANY	375.64	01/22/2018
620769	01/17/2018	W/R	ANGELA NUCKOLS	1,080.00	01/17/2018
620770	01/17/2018	W/R	APOLLO PEST CONTROL COMPANY	568.00	01/23/2018
620771	01/17/2018	W/R	APPLIED MAINTENANCE SUPPLIES	9.98	01/23/2018

Check#	Check Date	Org Sta	Vendor Paid	Check Amount	Status Date
620772	01/17/2018	W/R	APPLIED MSS	89.99	01/23/2018
620773	01/17/2018	W/R	ARMSTRONG	534.54	01/24/2018
620774	01/17/2018	W/R	ARMSTRONG CABLE	204.90	01/23/2018
620775	01/17/2018	W/R	BLUE TECHNOLOGIES SMART	1,428.00	01/19/2018
620776	01/17/2018	W/R	DAIRYMENS	2,928.27	01/23/2018
620777	01/17/2018	W/R	CAPP USA, INC.	1,613.67	01/24/2018
620778	01/17/2018	W/R	CARDINAL BUS SALES &	4,627.02	01/22/2018
620779	01/17/2018	W/R	CENTRAL INSTRUMENT CO.	64.35	01/22/2018
620780	01/17/2018	W/R	CHRONICLE TELEGRAM	56.18	01/22/2018
620781	01/17/2018	W/R	CHUCK'S CUSTOM, LLC	5.89	01/23/2018
620782	01/17/2018	W/R	CINDY GRICE	2,590.00	01/17/2018
620783	01/17/2018	W/R	CINTAS CORPORATION	162.97	01/22/2018
620784	01/17/2018	W/R	CITY OF MEDINA	13,685.10	01/22/2018
620785	01/17/2018	W/R	CLARENCE CRUM	1,422.00	01/23/2018
620786	01/17/2018	W/R	COMDOC, INC.	204.90	01/23/2018
620787	01/17/2018	W/R	CUMMINS INTERSTATE POWER INC	3,794.53	01/24/2018
620788	01/17/2018	W/R	CUMMINS-ALLISON CORP.	698.00	01/26/2018
620789	01/17/2018	W/R	CYNTHIA McCLINTOCK	50.57	01/17/2018
620790	01/17/2018	W/R	DAMON INDUSTRIES INC	85.00	01/22/2018
620791	01/17/2018	W/R	DANIEL SMITH	19.15	01/17/2018
620792	01/17/2018	W/R	DANIELLE KENDEL	2.57	01/22/2018
620793	01/17/2018	W/R	CTB McGRAW-HILL	14,362.10	01/22/2018
620794	01/17/2018	W/R	DAVID M CHAMBERS	271.62	01/17/2018
620795	01/17/2018	W/R	DMO FOOD EQUIPMENT	276.42	01/22/2018
620796	01/17/2018	W/R	EASY GRAPHICS CORP	2,691.00	01/23/2018
620797	01/17/2018	W/R	ELDORA LAVDAS	1,295.00	01/17/2018
620798	01/17/2018	W/R	ELECTRICAL APPLIANCE REPAIR	49.80	01/23/2018
620799	01/17/2018	W/R	ELIZABETH RISSMILLER	507.50	01/17/2018
620800	01/17/2018	W/R	FAITH SORIA	21.51	01/17/2018
620801	01/17/2018	W/R	FARMERS EXCHANGE CO INC	440.02	01/22/2018
620802	01/17/2018	W/W	FBN SYSTEMS, INC.	3,657.00	
620803	01/17/2018	W/R	OASBO - FIVE COUNTY	10.00	01/22/2018
620804	01/17/2018	W/R	FRAN SCHOEN	4,128.00	01/22/2018
620805	01/17/2018	W/R	FRONTIER	665.26	01/23/2018
620806	01/17/2018	W/R	GALLEY PRINTING, INC.	380.00	01/22/2018
620807	01/17/2018	W/R	NAPA AUTOMOTIVE PARTS & SERVIC	441.85	01/25/2018
620808	01/17/2018	W/R	GOODWILL INDUSTRIES AKRON INC	3,074.50	01/17/2018
620809	01/17/2018	W/R	HIGHLAND HIGH SCHOOL MARENGO	225.00	01/23/2018
620810	01/17/2018	W/R	HOMESTEAD CARPET & TILE INC	2,749.00	01/23/2018
620811	01/17/2018	W/R	ICE CREAM SPECIALTIES INC	446.98	01/22/2018
620812	01/17/2018	W/R	JEANNE BLANKENSHIP	23.97	01/17/2018
620813	01/17/2018	W/R	JF GOOD COMPANY	2,626.95	01/23/2018
620814	01/17/2018	W/R	JOHN WESTFALL JR	9.04	01/17/2018
620815	01/17/2018	W/R	JOHNSTONE SUPPLY INC.	2,778.17	01/23/2018
620816	01/17/2018	W/R	JOSHEN PAPER & PACKAGING	842.45	01/22/2018
620817	01/17/2018	W/W	JULIE CREW	61.33	
620818	01/17/2018	W/W	JULIE WILLIAMS	1,718.75	
620819	01/17/2018	W/R	JW PEPPER & SON, INC.	839.45	01/22/2018
620820	01/17/2018	W/R	KAPPUS COMPANY	164.00	01/22/2018
620821	01/17/2018	W/R	KIM HALLOCK	106.08	01/17/2018
620822	01/17/2018	W/W	KYLE BALAS	2.84	
620823	01/17/2018	W/R	LAINA MAKEPEACE	108.72	01/17/2018

Check#	Check Date	Org Sta	Vendor Paid	Check Amount	Status Date
620824	01/17/2018	W/R	LAKE ERIE ELECTRIC INC	11,245.00	01/23/2018
620825	01/17/2018	W/R	LANGUAGE LEARNING ASSOCIATES	5,127.50	01/17/2018
620826	01/17/2018	W/R	LISA KAISER	78.27	01/17/2018
620827	01/17/2018	W/R	MAGICAL THEATRE COMPANY	850.00	01/29/2018
620828	01/17/2018	W/R	MCS FOOD SERVICE DEPT.	393.33	01/18/2018
620829	01/17/2018	W/R	MEDINA CITY SCHOOLS	58,163.68	01/18/2018
620830	01/17/2018	W/R	MEDINA COUNTY SANITARY	1,428.85	01/22/2018
620831	01/17/2018	W/R	MEDINA HARDWARE, INC	200.62	01/22/2018
620832	01/17/2018	W/W	MEDINA HOSPITAL A CLEVELAND	1,737.50	
620833	01/17/2018	W/R	MEDINA TRACTOR SALES	45.56	01/22/2018
620834	01/17/2018	W/W	MICHAEL WESNER	135.00	
620835	01/17/2018	W/R	MNJ TECHNOLOGIES DIRECT INC	456.00	01/22/2018
620836	01/17/2018	W/R	MONTVILLE POLICE DEPARTMENT	12,809.28	01/23/2018
620837	01/17/2018	W/R	MUSIC THERAPY ENRICHMENT	450.00	01/26/2018
620838	01/17/2018	W/R	MYRA BOWYER	210.00	01/22/2018
620839	01/17/2018	W/R	NEOLA INC.	1,225.00	01/25/2018
620840	01/17/2018	W/R	NICHOLAS CERIMELE	11.56	01/17/2018
620841	01/17/2018	W/R	NICKLES BAKERY	378.22	01/23/2018
620842	01/17/2018	W/R	O.P. AQUATICS	389.65	01/22/2018
620843	01/17/2018	W/R	OHIO EDISON COMPANY	24,068.89	01/22/2018
620844	01/17/2018	W/R	P & A ADMINISTRATIVE SERVICES	366.30	01/23/2018
620845	01/17/2018	W/R	PAUL WORSENCROFT	40.56	01/17/2018
620846	01/17/2018	W/R	CAFETERIA-PEPSI COLA ORDERS	696.56	01/23/2018
620847	01/17/2018	W/R	SONOVA USA INC	864.09	01/24/2018
620848	01/17/2018	W/R	PITNEY BOWES GLOBAL FINANCIAL	904.27	01/31/2018
620849	01/17/2018	W/R	RAYMOND MATTHEW MATTIE	1,295.00	01/17/2018
620850	01/17/2018	W/R	REDTREE INVESTMENT GROUP	1,506.88	01/24/2018
620851	01/17/2018	W/R	REGINA COUGHLIN	60.00	01/17/2018
620852	01/17/2018	W/R	RENTEQUIP, INC.	185.50	01/26/2018
620853	01/17/2018	W/R	RJ VERNAK REFRIGERATION	250.00	01/26/2018
620854	01/17/2018	W/R	ROWLEYS WHOLESALE	321.61	01/23/2018
620855	01/17/2018	W/R	SANSON COMPANY	285.50	01/23/2018
620856	01/17/2018	W/R	SC STRATEGIC SOLUTIONS LLC	439.20	01/29/2018
620857	01/17/2018	W/R	SCHOOL NEWSPAPERS ONLINE	325.00	01/25/2018
620858	01/17/2018	W/R	SCRUBBER CITY INC	264.21	01/26/2018
620859	01/17/2018	W/R	SENDERO THERAPIES, INC.	19,400.62	01/17/2018
620860	01/17/2018	W/R	SHANNON FEDERINKO	2,590.00	01/17/2018
620861	01/17/2018	W/R	SHEAKLEY UNISERVE, INC.	17,800.00	01/22/2018
620862	01/17/2018	W/R	SHELLY JANSEN	127.98	01/17/2018
620863	01/17/2018	W/R	SMETZER'S TIRE CENTER, INC.	14,517.29	01/23/2018
620864	01/17/2018	W/R	SMITH PETERS KALAIL CO., LPA	601.00	01/19/2018
620865	01/17/2018	W/R	SPORTSENGINE INC	164.73	01/25/2018
620866	01/17/2018	W/R	SPORTSWORLD	317.00	01/26/2018
620867	01/17/2018	W/R	STAPLES BUSINESS ADVANTAGE	247.13	01/24/2018
620868	01/17/2018	W/R	SUBURBAN SCHOOL	43,645.00	01/23/2018
620869	01/17/2018	W/R	SUPECK SEPTIC SERVICES, LLC.	245.00	01/23/2018
620870	01/17/2018	W/R	TALBERT'S COMMERCIAL PRODUCTS	441.71	01/22/2018
620871	01/17/2018	W/R	TEACHER'S DISCOVERY	48.20	01/23/2018
620872	01/17/2018	W/R	TECHNOLOGY ENGINEERING	14,478.75	01/17/2018
620873	01/17/2018	W/R	THE MISSING PIECE LLC	462.50	01/22/2018
620874	01/17/2018	W/R	AAA AUTO CLUB	68.00	01/24/2018
620875	01/17/2018	W/R	THERAPY SHOPPE, INC.	52.96	01/24/2018

Date: 2/09/2018

C H E C K R E G I S T E R
Processing Month: January 2018
MEDINA CITY SCHOOL DISTRICT

Page: 4
(CHKREG)

Check#	Check Date	Org Sta	Vendor Paid	Check Amount	Status Date
620876	01/17/2018	W/R	TODD HODKEY	622.85	01/17/2018
620877	01/17/2018	W/W	TOTAL EDUCATION SOLUTIONS INC	6,045.00	
620878	01/17/2018	W/R	TRACI SWANTEK	57.14	01/17/2018
620879	01/17/2018	W/R	TRACY BROWN	600.00	01/22/2018
620880	01/17/2018	W/R	AUDITOR OF STATE'S OFFICE	1,617.00	01/22/2018
620881	01/17/2018	W/R	TREASURER, STATE OF OHIO	905.92	01/22/2018
620882	01/17/2018	W/R	UNIFIRST CORPORATION	723.46	01/24/2018
620883	01/17/2018	W/R	VIVA SPANISH LANGUAGE PROGRAM	6,917.50	01/23/2018
620884	01/17/2018	W/R	W.B. MASON CO., INC.	215.70	01/23/2018
620885	01/17/2018	W/R	WENDY SHUBROWSKY	49.97	01/17/2018
620886	01/17/2018	W/R	WILLARD HIGH SCHOOL	200.00	01/24/2018
620887	01/17/2018	W/R	WOLFF BROS. SUPPLY, INC.	281.72	01/22/2018
620888	01/17/2018	W/R	YOST EQUIPMENT SALES &	66.72	01/26/2018
620889	01/17/2018	W/R	ZOHO CORPORATION	2,362.00	01/26/2018
620890	01/31/2018	W/W	A-TURF INC	9,500.00	
620891	01/31/2018	W/W	ABC FIRE INC	1,221.00	
620892	01/31/2018	W/W	ADLER TEAM SPORTS	4,450.20	
620893	01/31/2018	W/W	ADVANCE AUTO PARTS	286.61	
620894	01/31/2018	W/W	AIRGAS USA, LLC	42.65	
620895	01/31/2018	W/W	AKRON BEARING COMPANY, INC.	713.49	
620896	01/31/2018	W/W	AKRON CHILDRENS HOSPITAL	2,169.57	
620897	01/31/2018	W/W	ALBRIGHT SECURITY CENTER, INC.	13.75	
620898	01/31/2018	W/W	AMANDA HILLS DISTRIBUTION, INC	1,142.25	
620899	01/31/2018	W/W	AMAZON.COM	5,371.44	
620900	01/31/2018	W/W	AMERICAN CLASSICAL LEAGUE	228.00	
620901	01/31/2018	W/W	ANGELA NUCKOLS	1,170.00	
620902	01/31/2018	W/W	ANGIE SELLARS	57.35	
620903	01/31/2018	W/W	ANTHONY BELSITO	486.00	
620904	01/31/2018	W/W	APEX LEARNING INC	15,000.00	
620905	01/31/2018	W/W	APEX MARKETING SOLUTIONS	805.60	
620906	01/31/2018	W/W	APOLLO PEST CONTROL COMPANY	628.00	
620907	01/31/2018	W/W	APPLE EDUCATION	299.00	
620908	01/31/2018	W/W	APPLIED MSS	309.36	
620909	01/31/2018	W/W	AQUACLEAR	59.70	
620910	01/31/2018	W/W	ARMSTRONG	534.54	
620911	01/31/2018	W/W	ASCD	239.00	
620912	01/31/2018	W/W	AUSTINTOWN-FITCH HIGH SCHOOL	400.00	
620913	01/31/2018	W/W	B & B TROPHIES & AWARDS	12.00	
620914	01/31/2018	W/W	BARNES & NOBLE BOOKSELLERS	325.89	
620915	01/31/2018	W/W	BELINDA MEIER	131.56	
620916	01/31/2018	W/W	BIBIANA SEISLOVE	79.18	
620917	01/31/2018	W/W	BLICK ART MATERIALS LLC	52.84	
620918	01/31/2018	W/W	BOOKSOURCE	1,180.47	
620919	01/31/2018	W/W	DAIRYMENS	5,009.25	
620920	01/31/2018	W/W	BRODART CO	644.05	
620921	01/31/2018	W/W	BSN SPORTS LLC	4,154.40	
620922	01/31/2018	W/W	BUEHLER'S MARKETS	38.29	
620923	01/31/2018	W/W	BULLSEYE ACTIVEWEAR INC	451.50	
620924	01/31/2018	W/W	BUZZARD TOOLS LLC	376.59	
620925	01/31/2018	W/W	C MARTIN TRUCKING	1,262.02	
620926	01/31/2018	W/W	CANTON CITY SCHOOLS	32.00	
620927	01/31/2018	W/W	CAPP USA, INC.	3,058.23	

Date: 2/09/2018

C H E C K R E G I S T E R
Processing Month: January 2018
MEDINA CITY SCHOOL DISTRICT

Page: 5
(CHKREG)

Check#	Check Date	Org Sta	Vendor Paid	Check Amount	Status Date
620928	01/31/2018	W/W	CARDINAL BUS SALES &	1,387.50	
620929	01/31/2018	W/W	CAROL PARSONS	124.24	
620930	01/31/2018	W/W	CAROLE M KOLE	65.00	
620931	01/31/2018	W/W	DOMINIC'S PIZZA	231.65	
620932	01/31/2018	W/W	CATAPULT LEARNING WEST LLC	625.00	
620933	01/31/2018	W/W	CDWG	2,320.47	
620934	01/31/2018	W/W	CENTERRA CO-OP	18,512.33	
620935	01/31/2018	W/W	CENTRAL INSTRUMENT CO.	176.00	
620936	01/31/2018	W/W	CHRISTA BORLING	70.07	
620937	01/31/2018	W/W	CHRISTINA HAMMAN	45.48	
620938	01/31/2018	W/W	CHRISTOPHER M ERNST	30,296.96	
620939	01/31/2018	W/W	CHUCK'S CUSTOM, LLC	1,071.94	
620940	01/31/2018	W/W	CINTAS CORPORATION	590.91	
620941	01/31/2018	W/W	CINTAS FIRST AID & SAFETY	139.45	
620942	01/31/2018	W/W	CITIZEN X INC	400.00	
620943	01/31/2018	W/W	CITY OF MEDINA	431.78	
620944	01/31/2018	W/W	CLEVELAND CLINIC ATWORK	305.00	
620945	01/31/2018	W/W	CLEVELAND PLUMBING	140.73	
620946	01/31/2018	W/W	COLUMBIA GAS OF OHIO, INC	587.52	
620947	01/31/2018	W/W	CONNEY SAFETY PRODUCTS	1,197.00	
620948	01/31/2018	W/W	CRANDALL COMPANY, INC	216.50	
620949	01/31/2018	W/W	CROWN TROPHY OF MEDINA	22.20	
620950	01/31/2018	W/W	CUMMINS INTERSTATE POWER INC	327.90	
620951	01/31/2018	W/W	CUYAHOGA COMMUNITY COLLEGE	84.60	
620952	01/31/2018	W/W	DAVID B WADSWORTH, CLERK OF	215.87	
620953	01/31/2018	W/W	DEMCO, INC.	200.08	
620954	01/31/2018	W/W	DEREK CROOKS	570.00	
620955	01/31/2018	W/W	DMO FOOD EQUIPMENT	326.42	
620956	01/31/2018	W/W	EASY GRAPHICS CORP	12,826.12	
620957	01/31/2018	W/W	ELIZABETH RISSMILLER	1,242.50	
620958	01/31/2018	W/W	ENTERPRISE FLEET MGMT INC.	9,519.82	
620959	01/31/2018	W/W	EMG	12,500.00	
620960	01/31/2018	W/W	ESC OF MEDINA COUNTY	84,983.56	
620961	01/31/2018	W/W	FARMERS EXCHANGE CO INC	978.04	
620962	01/31/2018	W/W	FBN SYSTEMS, INC.	740.00	
620963	01/31/2018	W/W	FEDERAL EXPRESS CORP	146.46	
620964	01/31/2018	W/W	FINDLAY HIGH SCHOOL	175.00	
620965	01/31/2018	W/W	FRIENDSOFFICE	203.99	
620966	01/31/2018	W/W	FRONTIER	6,122.67	
620967	01/31/2018	W/W	GARDINER SERVICE COMPANY	4,303.00	
620968	01/31/2018	W/W	NAPA AUTOMOTIVE PARTS & SERVIC	163.97	
620969	01/31/2018	W/W	GRAINGER SUPPLY CO	667.78	
620970	01/31/2018	W/W	GREAT LAKES BIOMEDICAL LTD	285.00	
620971	01/31/2018	W/W	GREGORY MILLER	27.99	
620972	01/31/2018	W/W	HARPLEY CS LLC	200.00	
620973	01/31/2018	W/W	HEATHER HASCHER	40.80	
620974	01/31/2018	W/W	HIGH SCHOOL AD NETWORK LLC	92.00	
620975	01/31/2018	W/W	AGILE SPORTS TECHNOLOGIES INC	1,000.00	
620976	01/31/2018	W/W	HUDSON ATHLETIC BOOSTER CLUB	220.00	
620977	01/31/2018	W/W	ICE CREAM SPECIALTIES INC	805.01	
620978	01/31/2018	W/W	INNOVATIVE SOLUTIONS	1,950.00	
620979	01/31/2018	W/W	JIM DAVIS	12.84	

Date: 2/09/2018

C H E C K R E G I S T E R
Processing Month: January 2018
MEDINA CITY SCHOOL DISTRICT

Page: 6
(CHKREG)

Check#	Check Date	Org Sta	Vendor Paid	Check Amount	Status Date
620980	01/31/2018	W/W	JODI DOBBEN	22.87	
620981	01/31/2018	W/W	MEDINA COUNTY TREASURER	42.16	
620982	01/31/2018	W/W	JOHNSON CONTROLS, INC.	5,813.00	
620983	01/31/2018	W/W	JON E BURKHART	353.74	
620984	01/31/2018	W/W	JORDAN OLSON	85.00	
620985	01/31/2018	W/W	JOSHEN PAPER & PACKAGING	1,182.70	
620986	01/31/2018	W/W	JULIE KEARNEY	45.80	
620987	01/31/2018	W/W	JW PEPPER & SON, INC.	529.63	
620988	01/31/2018	W/W	KAREN McGINTY	41.32	
620989	01/31/2018	W/W	KAREN PLATZ	300.00	
620990	01/31/2018	W/W	KELE, INC.	170.10	
620991	01/31/2018	W/W	KEVIN SPARKS	114.49	
620992	01/31/2018	W/W	KIM HALLOCK	66.57	
620993	01/31/2018	W/W	KIRK VOZAR	330.00	
620994	01/31/2018	W/W	LANGUAGE LEARNING ASSOCIATES	7,175.00	
620995	01/31/2018	W/W	LODI LUMBER CO	18.79	
620996	01/31/2018	W/W	LORI DENNIS	11.05	
620997	01/31/2018	W/W	LORI S KELLY	2,653.50	
620998	01/31/2018	W/W	MACIE PUBLISHING COMPANY	327.14	
620999	01/31/2018	W/W	MACK'S, INC.	340.39	
621000	01/31/2018	W/W	MAGICAL THEATRE COMPANY	1,100.00	
621001	01/31/2018	W/W	MARIE HOUGHTALING	98.18	
621002	01/31/2018	W/W	MATHEW FITZ	90.00	
621003	01/31/2018	W/W	MCS FOOD SERVICE DEPT.	4,537.42	
621004	01/31/2018	W/W	MEDINA ATHLETIC BOOSTERS	595.00	
621005	01/31/2018	W/W	MEDINA CITY SCHOOLS	31,360.15	
621006	01/31/2018	W/W	MEDINA COMMUNITY RECREATION	690.00	
621007	01/31/2018	W/W	MEDINA COUNTY BOARD OF	2,395.68	
621008	01/31/2018	W/W	MEDINA COUNTY PORT AUTHORITY	853.00	
621009	01/31/2018	W/W	MEGAN PERKINS	420.00	
621010	01/31/2018	W/W	MICHAEL WESNER	435.00	
621011	01/31/2018	W/W	MICHELLE KOERPER	34.84	
621012	01/31/2018	W/W	MICHIGAN COMPANY INC	1,169.19	
621013	01/31/2018	W/W	MIDLAND HARDWARE COMPANY	48.78	
621014	01/31/2018	W/W	MINE PAZITKA	205.34	
621015	01/31/2018	W/W	MT BUSINESS TECHNOLOGIES, INC.	607.82	
621016	01/31/2018	W/W	MYOFFICEPRODUCTS, LLC	1,300.00	
621017	01/31/2018	W/W	MYRA BOWYER	405.00	
621018	01/31/2018	W/W	NAEIR	77.50	
621019	01/31/2018	W/W	NE BOWLING TOURNAMENT	80.00	
621020	01/31/2018	W/W	NEFF COMPANY	599.48	
621021	01/31/2018	W/W	NICHOLAS BRANDON MACLARREN	270.00	
621022	01/31/2018	W/W	NICKLES BAKERY	1,040.34	
621023	01/31/2018	W/W	NORDONIA HIGH SCHOOL	225.00	
621024	01/31/2018	W/W	NORTH OLMSTED GYMNASTICS INC	350.00	
621025	01/31/2018	W/W	O.P. AQUATICS	160.10	
621026	01/31/2018	W/W	OHIO ASSOCIATION FOR COLLEGE	45.00	
621027	01/31/2018	W/W	OAPSA	120.00	
621028	01/31/2018	W/W	OHIO DEPT OF JOB &	460.61	
621029	01/31/2018	W/W	OHIO EDISON COMPANY	66,230.44	
621030	01/31/2018	W/W	OHIO JUNIOR CLASSICAL LEAGUE	4,208.00	
621031	01/31/2018	W/W	OHIO SCHOOLS COUNCIL- NAT GAS	17,333.17	

Date: 2/09/2018

C H E C K R E G I S T E R
Processing Month: January 2018
MEDINA CITY SCHOOL DISTRICT

Page: 7
(CHKREG)

Check#	Check Date	Org Sta	Vendor Paid	Check Amount	Status Date
621032	01/31/2018	W/W	OTC BRANDS INC	131.86	
621033	01/31/2018	W/W	OWEN M COUGHLIN, JR.	180.00	
621034	01/31/2018	W/W	PATRICK O SLOAN	150.00	
621035	01/31/2018	W/W	PATRICK O'BRIEN	125.00	
621036	01/31/2018	W/W	MOTIVATING SYSTEMS	250.00	
621037	01/31/2018	W/W	CAFETERIA-PEPSI COLA ORDERS	797.34	
621038	01/31/2018	W/W	PIONEER DRAMA SERVICE INC	569.00	
621039	01/31/2018	W/W	POINT SPRING & DRIVESHAFT CO	1,676.00	
621040	01/31/2018	W/W	PRAXAIR	24.85	
621041	01/31/2018	W/W	PRESSTEK LLC	75.85	
621042	01/31/2018	W/W	PROQUEST HOLDINGS LLC	5,075.00	
621043	01/31/2018	W/W	PSI AFFILIATES, INC.	23,369.15	
621044	01/31/2018	W/W	RADIO ENGINEERING INDUSTRIES	92.85	
621045	01/31/2018	W/W	RAFCOMM, INC.	444.34	
621046	01/31/2018	W/W	READING RECOVERY COUNCIL OF	490.00	
621047	01/31/2018	W/W	REINHARDT SUPPLY COMPANY	6,838.11	
621048	01/31/2018	W/W	RICK PUCKRIN	75.00	
621049	01/31/2018	W/W	ROJEN COMPANY	275.30	
621050	01/31/2018	W/W	ROY'S CAR WASH & LUBE SHOP INC	1,200.00	
621051	01/31/2018	W/W	SANSON COMPANY	3,110.15	
621052	01/31/2018	W/W	SCHOLASTIC PROFESSIONAL BOOKS	2,878.30	
621053	01/31/2018	W/W	SCHOLASTIC MAGAZINES	348.48	
621054	01/31/2018	W/W	SCHOLASTIC READING CLUB	418.35	
621055	01/31/2018	W/W	CLASSROOM DIRECT	196.55	
621056	01/31/2018	W/W	SCHOOL SPECIALTY, INC	2,630.69	
621057	01/31/2018	W/W	SCOTT VAN FLEET	85.00	
621058	01/31/2018	W/W	SCRUBBER CITY INC	310.16	
621059	01/31/2018	W/W	SECURITEC ONE INC	1,220.00	
621060	01/31/2018	W/W	SHEARER EQUIPMENT	36.99	
621061	01/31/2018	W/W	SHERWIN WILLIAMS COMPANY	117.00	
621062	01/31/2018	W/W	SHIFFLER EQUIPMENT SALES INC	153.33	
621063	01/31/2018	W/W	SMETZER'S TIRE CENTER, INC.	9,675.34	
621064	01/31/2018	W/W	SPORTSWORLD	1,802.00	
621065	01/31/2018	W/W	STANDARD WELDING & STEEL	137.06	
621066	01/31/2018	W/V	SUPECK SEPTIC SERVICES, LLC.	245.00	01/31/2018
621067	01/31/2018	W/W	TALBERT'S COMMERCIAL PRODUCTS	283.22	
621068	01/31/2018	W/W	TEACHTOWN	187.10	
621069	01/31/2018	W/W	THERAPY SHOPPE, INC.	35.44	
621070	01/31/2018	W/W	THOMSON REUTERS INC	496.00	
621071	01/31/2018	W/W	TODD A ZIEJA	345.00	
621072	01/31/2018	W/W	TOTAL EDUCATION SOLUTIONS INC	4,515.00	
621073	01/31/2018	W/W	OHIO DEPARTMENT OF COMMERCE	78.25	
621074	01/31/2018	W/W	TRUSNIK PAINTING & DECORATING	4,650.00	
621075	01/31/2018	W/W	U S BANK NATIONAL ASSOC (SFX)	990.00	
621076	01/31/2018	W/W	UNIFIRST CORPORATION	2,413.45	
621077	01/31/2018	W/W	USA CUSTOM APPAREL LLC	137.50	
621078	01/31/2018	W/W	USI EDUCATION & GOVT SALES	307.75	
621079	01/31/2018	W/W	VERIZON BUSINESS	617.39	
621080	01/31/2018	W/W	VERIZON WIRELESS	384.02	
621081	01/31/2018	W/W	W.B. MASON CO., INC.	13,431.24	
621082	01/31/2018	W/W	WALCOM REGISTRATION & LOGISTIC	198.00	
621083	01/31/2018	W/W	WOLFF BROS. SUPPLY, INC.	941.12	

Date: 2/09/2018

C H E C K R E G I S T E R
Processing Month: January 2018
MEDINA CITY SCHOOL DISTRICT

Page: 8
(CHKREG)

Check#	Check Date	Org Sta	Vendor Paid	Check Amount	Status Date
621084	01/31/2018	W/W	WORLDPOINT CORP. HEADQUARTERS	127.80	
621085	01/31/2018	W/W	YOST EQUIPMENT SALES &	73.50	
621086	01/31/2018	W/W	YOUNGSTOWN STATE UNIVERSITY	250.00	
621087	01/31/2018	W/W	ZEP SALES & SERVICE	105.47	
621088	01/31/2018	W/W	ZINKAN ENTERPRISES, INC.	2,400.00	
621089	01/31/2018	B/B	AIMEE OR JOEL ECKSTINE	25.00	
621090	01/31/2018	B/B	KRISTEN NELSON	25.00	
621091	01/31/2018	B/B	MARYBETH MARCO	15.00	
621092	01/31/2018	B/B	MARY OR JAMES CLARK	25.00	
621093	01/31/2018	B/B	MICHELE OR TOM ROSS	25.00	
621094	01/31/2018	B/B	TRACY WENZINGER	100.00	
621095	01/31/2018	B/B	DAVID DEWEY	1.00	
621096	01/31/2018	B/B	MARK SMITH	75.00	
621097	01/31/2018	B/B	TRACI GIORGIO	330.00	
621098	01/31/2018	B/B	TANYA OR MARK DORMAN	1.00	
621099	01/31/2018	B/B	CHRISTOPHER KLINE	91.00	
621100	01/31/2018	B/B	TIFFANY BOHLAND	97.00	
621101	01/31/2018	B/B	JILL COMBS	76.00	
621102	01/31/2018	B/B	AMY OR MICHAEL ASH	25.00	
621103	01/31/2018	B/B	BECKY EHLERS	15.00	
621104	01/31/2018	B/B	BEVERLY ANDERHOLM	15.00	
621105	01/31/2018	B/B	CARMEN OR NATHAN BELOCK	25.00	
621106	01/31/2018	B/B	JEFF OR CHERYL TODD	15.00	
621107	01/31/2018	B/B	DAVID OR LORI ELMORE	18.00	
621108	01/31/2018	B/B	DEBBIE CLINE	15.00	
621109	01/31/2018	B/B	CHAD WISE	15.00	
621110	01/31/2018	B/B	DENISE LOUIE	25.00	
621111	01/31/2018	B/B	HEATHER DENMAN	18.00	
621112	01/31/2018	B/B	HEATHER O'NEIL	15.00	
621113	01/31/2018	B/B	HEATHER OR JOHN STEIDL	15.00	
621114	01/31/2018	B/B	JENNIFER HORVATH	25.00	
621115	01/31/2018	B/B	JON E BURKHART	25.00	
621116	01/31/2018	B/B	KAREN HUMMEL	15.00	
621117	01/31/2018	B/B	MARLEA OR STEVEN MARSHALL	15.00	
621118	01/31/2018	B/B	RODNEY BACK	10.00	
621119	01/31/2018	B/B	SANDY ALBRIGHT	18.00	
621120	01/31/2018	B/B	STEPHANIE BOWLES	9.00	
621121	01/31/2018	B/B	SUSAN ROBERTSON	15.00	
621122	01/31/2018	B/B	TIFFANY HARTMAN	27.00	
621123	01/31/2018	B/B	TRACEY BAUER	30.00	
621124	01/31/2018	B/B	WILLIAM WARD	18.00	
942372	01/05/2018	C/C	MEMO -MEDINA CITY SCHOOLS	1,820,437.54	
942373	01/19/2018	C/C	MEMO -MEDINA CITY SCHOOLS	1,816,379.16	

Total Checks Issued \$ 7,369,880.14

Date: 02/13/18
Time: 1:48 pm

MEDINA CITY SCHOOL DISTRICT
Appropriation Account Summary
SORTED BY FUND-SCC

Page: 1
(APPSUM)

FYTD Appropriated	Prior FY Carryover Encumbrances	FYTD Expendable	FYTD Actual Expenditures	MTD Actual Expenditures	Current Encumbrances	FYTD Unencumbered Balance	FYTD Percent Exp/Enc
*****TOTAL FOR FUND-SCC 001 0000 (GENERAL FUND):							
71,231,065.80	967,514.77	72,198,580.57	41,857,690.96	193,453.54	2,123,885.15	28,217,004.46	60.92
=====							
*****TOTAL FOR FUND-SCC 002 0000 (BOND RETIREMENT):							
1,414,750.00	0.00	1,414,750.00	1,367,951.22	0.00	33,750.00	13,048.78	99.08
=====							
*****TOTAL FOR FUND-SCC 002 9000 (BOND RETIREMENT - NEW ELEM/SR HIGH):							
4,293,911.50	0.00	4,293,911.50	3,499,384.86	0.00	749,393.25	45,133.39	98.95
=====							
*****TOTAL FOR FUND-SCC 002 9012 (LOCAL SALES TAX RETIREMENT OF COPS):							
1,743,512.50	0.00	1,743,512.50	1,261,668.75	0.00	476,843.75	5,000.00	99.71
=====							
*****TOTAL FOR FUND-SCC 002 9014 (CONSOLIDATION - ENERGY & TRANSP NOTES):							
337,987.50	0.00	337,987.50	315,987.53	0.00	22,000.00	0.03-	100.00
=====							
*****TOTAL FOR FUND-SCC 003 9001 (MEDINA CITY REC CENTER-PERMANENT IMPROV.):							
166,546.25	8,435.50	174,981.75	104,839.32	3,425.10	577.50	69,564.93	60.24
=====							
*****TOTAL FOR FUND-SCC 006 0000 (LUNCHROOM FUND):							
2,504,864.09	3,240.91	2,508,105.00	1,273,698.53	22,391.16	195,705.22	1,038,701.25	58.59
=====							
*****TOTAL FOR FUND-SCC 007 9004 (COLLINS SCHOLARSHIP/POST-GRADUATE):							
16,000.00	0.00	16,000.00	0.00	0.00	16,000.00	0.00	100.00
=====							
*****TOTAL FOR FUND-SCC 007 9333 (RIOS STUDENT LEADER SCHOLAR.):							
5,000.00	0.00	5,000.00	0.00	0.00	5,000.00	0.00	100.00
=====							
*****TOTAL FOR FUND-SCC 008 9002 (KANEHL MUSIC TRUST):							
250.00	0.00	250.00	0.00	0.00	250.00	0.00	100.00
=====							

Date: 02/13/18
Time: 1:48 pm

MEDINA CITY SCHOOL DISTRICT
Appropriation Account Summary
SORTED BY FUND-SCC

Page: 2
(APPSUM)

FYTD Appropriated	Prior FY Carryover Encumbrances	FYTD Expendable	FYTD Actual Expenditures	MTD Actual Expenditures	Current Encumbrances	FYTD Unencumbered Balance	FYTD Percent Exp/Enc
*****TOTAL FOR FUND-SCC 008 9003 (RICHARD HOFFMAN COLLINS MEMORIAL SCHOLARSHIP):							
25,000.00	0.00	25,000.00	0.00	0.00	25,000.00	0.00	100.00
=====							
*****TOTAL FOR FUND-SCC 008 9112 (ELAINE BUSHMAN FUND):							
300.00	0.00	300.00	0.00	0.00	300.00	0.00	100.00
=====							
*****TOTAL FOR FUND-SCC 009 9000 (STAR):							
29,986.75	0.00	29,986.75	0.00	0.00	0.00	29,986.75	0.00
=====							
*****TOTAL FOR FUND-SCC 009 9110 (UNIFORM SUPPLIES GARFIELD):							
9,678.00	0.00	9,678.00	6,139.97	0.00	1,933.29	1,604.74	83.42
=====							
*****TOTAL FOR FUND-SCC 009 9120 (UNIFORM SUPPLIES - CANAVAN):							
12,059.48	174.52	12,234.00	11,743.95	206.51	947.51	457.46	103.74
=====							
*****TOTAL FOR FUND-SCC 009 9130 (UNIFORM SUPPLIES - FENN):							
15,548.11	0.00	15,548.11	12,811.30	0.00	1,505.67	1,231.14	92.08
=====							
*****TOTAL FOR FUND-SCC 009 9140 (UNIFORM SUPPLIES - HERITAGE):							
11,584.50	0.00	11,584.50	10,433.05	0.00	1,149.35	2.10	99.98
=====							
*****TOTAL FOR FUND-SCC 009 9160 (UNIFORM SUPPLIES - BLAKE):							
14,781.00	0.00	14,781.00	12,436.90	0.00	1,392.07	952.03	93.56
=====							
*****TOTAL FOR FUND-SCC 009 9170 (UNIFORM SUPPLIES - RALPH WAITE ELEMENTARY):							
16,421.11	468.23	16,889.34	14,346.88	0.00	2,542.00	0.46	100.00
=====							
*****TOTAL FOR FUND-SCC 009 9180 (UNIFORM SUPPLIES - ELIZA NORTHROP ELEMENTARY):							
14,907.00	0.00	14,907.00	13,779.92	66.74	301.24	825.84	94.46
=====							

Date: 02/13/18
Time: 1:48 pm

MEDINA CITY SCHOOL DISTRICT
Appropriation Account Summary
SORTED BY FUND-SCC

Page: 3
(APPSUM)

FYTD Appropriated	Prior FY Carryover Encumbrances	FYTD Expendable	FYTD Actual Expenditures	MTD Actual Expenditures	Current Encumbrances	FYTD Unencumbered Balance	FYTD Percent Exp/Enc
*****TOTAL FOR FUND-SCC 009 9200 (UNIFORM SUPPLIES - CLAGGETT MIDDLE SCHOOL):							
51,557.00	0.00	51,557.00	25,253.50	0.00	9,723.59	16,579.91	67.84
=====							
*****TOTAL FOR FUND-SCC 009 9210 (UNIFORM SUPPLIES - A.I. ROOT MIDDLE SCHOOL):							
35,412.53	588.47	36,001.00	24,099.51	95.80	6,030.04	5,871.45	83.69
=====							
*****TOTAL FOR FUND-SCC 009 9300 (UNIFORM SUPPLIES - SENIOR HIGH SCHOOL):							
217,145.53	3,169.47	220,315.00	57,067.43	249.13	128,295.01	34,952.56	84.14
=====							
*****TOTAL FOR FUND-SCC 014 9016 (MEDINA CNTY JUV DET CNTR):							
288,625.00	0.00	288,625.00	160,667.72	0.00	0.00	127,957.28	55.67
=====							
*****TOTAL FOR FUND-SCC 014 9116 (EVOLVE FY 16):							
646,490.69	10,774.19	657,264.88	372,846.87	747.77	9,293.56	275,124.45	58.14
=====							
*****TOTAL FOR FUND-SCC 016 0000 (EMERGENCY LEVY):							
5,561,575.00	0.00	5,561,575.00	1,933,120.82	0.00	12,737.28	3,615,716.90	34.99
=====							
*****TOTAL FOR FUND-SCC 018 9110 (PRINCIPAL'S FUND - GARFIELD):							
10,674.04	75.96	10,750.00	4,335.19	29.50	1,299.87	5,114.94	52.42
=====							
*****TOTAL FOR FUND-SCC 018 9111 (GARFIELD SCHOOL STORE):							
450.00	0.00	450.00	50.00	0.00	0.00	400.00	11.11
=====							
*****TOTAL FOR FUND-SCC 018 9113 (GARFIELD MEDIA CENTER):							
700.00	0.00	700.00	0.00	0.00	0.00	700.00	0.00
=====							
*****TOTAL FOR FUND-SCC 018 9120 (PRINCIPAL - CANAVAN):							
9,270.00	3,765.23	13,035.23	7,396.20	150.17	2,536.04	3,102.99	76.20
=====							

Date: 02/13/18
Time: 1:48 pm

MEDINA CITY SCHOOL DISTRICT
Appropriation Account Summary
SORTED BY FUND-SCC

Page: 4
(APPSUM)

FYTD Appropriated	Prior FY Carryover Encumbrances	FYTD Expendable	FYTD Actual Expenditures	MTD Actual Expenditures	Current Encumbrances	FYTD Unencumbered Balance	FYTD Percent Exp/Enc
*****TOTAL FOR FUND-SCC 018 9123 (BOOK FAIR - CANAVAN):							
11,000.00	144.54	11,144.54	6,565.35	1,503.94	1,477.91	3,101.28	72.17
=====							
*****TOTAL FOR FUND-SCC 018 9130 (PRINCIPAL - FENN):							
30,650.00	0.00	30,650.00	6,828.42	32.63	9,876.95	13,944.63	54.50
=====							
*****TOTAL FOR FUND-SCC 018 9132 (FENN SCHOOL STORE):							
750.00	0.00	750.00	50.00	0.00	300.00	400.00	46.67
=====							
*****TOTAL FOR FUND-SCC 018 9135 (MEDINA SKI TEAM - DISTRICTWIDE):							
6,000.00	0.00	6,000.00	2,247.89	2,247.89	3,752.11	0.00	100.00
=====							
*****TOTAL FOR FUND-SCC 018 9140 (PRINCIPAL'S FUND - HERITAGE):							
23,700.00	0.00	23,700.00	5,881.24	176.04	1,865.27	15,953.49	32.69
=====							
*****TOTAL FOR FUND-SCC 018 9143 (HERITAGE MEDIA CENTER):							
14,000.00	0.00	14,000.00	13,554.10	0.00	289.27	156.63	98.88
=====							
*****TOTAL FOR FUND-SCC 018 9160 (PRINCIPAL'S FUND - H G BLAKE):							
21,400.00	137.25	21,537.25	5,041.60	329.31	1,821.14	14,674.51	31.86
=====							
*****TOTAL FOR FUND-SCC 018 9161 (LEADER IN ME - BLAKE):							
7,300.00	0.00	7,300.00	0.00	0.00	0.00	7,300.00	0.00
=====							
*****TOTAL FOR FUND-SCC 018 9162 (BLAKE RUNNING CLUB):							
200.00	0.00	200.00	0.00	0.00	0.00	200.00	0.00
=====							
*****TOTAL FOR FUND-SCC 018 9163 (BLAKE MEDIA CENTER):							
7,500.00	0.00	7,500.00	5,821.65	0.00	0.00	1,678.35	77.62
=====							

Date: 02/13/18
Time: 1:48 pm

MEDINA CITY SCHOOL DISTRICT
Appropriation Account Summary
SORTED BY FUND-SCC

Page: 5
(APPSUM)

FYTD Appropriated	Prior FY Carryover Encumbrances	FYTD Expendable	FYTD Actual Expenditures	MTD Actual Expenditures	Current Encumbrances	FYTD Unencumbered Balance	FYTD Percent Exp/Enc
*****TOTAL FOR FUND-SCC 018 9170 (PRINCIPALS FUND - RALPH WAITE ELEMENTARY):							
16,800.00	2,437.37	19,237.37	2,970.00	0.00	3,336.45	12,930.92	32.78
=====							
*****TOTAL FOR FUND-SCC 018 9173 (MEDIA CENTER RALPH WAITE ELEMENTARY):							
11,000.00	0.00	11,000.00	7,737.87	0.00	885.00	2,377.13	78.39
=====							
*****TOTAL FOR FUND-SCC 018 9180 (PRINCIPALS FUND ELIZA NORTHROP ELEMENTARY):							
19,834.77	265.23	20,100.00	2,884.71	60.51	7,649.04	9,566.25	52.41
=====							
*****TOTAL FOR FUND-SCC 018 9181 (NORTHROP ELEMENTARY SCHOOL STORE):							
1,000.00	0.00	1,000.00	125.00	0.00	0.00	875.00	12.50
=====							
*****TOTAL FOR FUND-SCC 018 9183 (MEDIA CENTER ELIZA NORTHROP ELEMENTARY):							
5,300.00	0.00	5,300.00	4,920.27	0.00	0.00	379.73	92.84
=====							
*****TOTAL FOR FUND-SCC 018 9200 (PRINCIPAL'S FUND - CLAGGETT M.S.):							
20,590.44	109.56	20,700.00	11,483.26	1,515.91	1,951.94	7,264.80	64.90
=====							
*****TOTAL FOR FUND-SCC 018 9203 (CLAGGETT M.S. MEDIA CENTER):							
4,972.81	227.19	5,200.00	3,183.50	0.00	0.00	2,016.50	61.22
=====							
*****TOTAL FOR FUND-SCC 018 9210 (PRINCIPAL'S FUND - ROOT M.S.):							
35,603.09	6,268.91	41,872.00	7,743.60	768.18	10,021.82	24,106.58	42.43
=====							
*****TOTAL FOR FUND-SCC 018 9211 (ROOT M.S. MEDIA CENTER):							
7,234.81	215.19	7,450.00	3,266.61	0.00	0.00	4,183.39	43.85
=====							
*****TOTAL FOR FUND-SCC 018 9213 (SPECIAL FUNDRAISER - ROOT M.S.):							
12,393.00	0.00	12,393.00	12,631.94	0.00	0.00	238.94	101.93
=====							

Date: 02/13/18
Time: 1:48 pm

MEDINA CITY SCHOOL DISTRICT
Appropriation Account Summary
SORTED BY FUND-SCC

Page: 6
(APPSUM)

FYTD Appropriated	Prior FY Carryover Encumbrances	FYTD Expendable	FYTD Actual Expenditures	MTD Actual Expenditures	Current Encumbrances	FYTD Unencumbered Balance	FYTD Percent Exp/Enc
*****TOTAL FOR FUND-SCC 018 9300 (PRINCIPAL'S FUND - SENIOR HIGH):							
62,996.10	11,126.78	74,122.88	23,941.05	3,069.99	20,121.03	30,060.80	59.44
=====							
*****TOTAL FOR FUND-SCC 018 9301 (MEDIA CENTER FUND):							
1,407.00	0.00	1,407.00	50.00	0.00	356.51	1,000.49	28.89
=====							
*****TOTAL FOR FUND-SCC 018 9303 (PERFORMING ARTS):							
81,650.00	19,484.38	101,134.38	22,943.93	400.00	42,179.03	36,011.42	64.39
=====							
*****TOTAL FOR FUND-SCC 018 9304 (BUZZ):							
13,850.00	0.00	13,850.00	4,840.60	518.11	9,009.40	0.00	100.00
=====							
*****TOTAL FOR FUND-SCC 018 9901 (PUBLIC SCHOOL SUPPORT - INSTRUCTION DEPT.):							
0.00	2,600.00	2,600.00	53.95	0.00	1,000.00	1,546.05	40.54
=====							
*****TOTAL FOR FUND-SCC 018 9905 (PUBLIC SCHOOL SUPPORT/STUDENT SERVICES):							
0.00	0.00	0.00	3,065.13	0.00	0.00	3,065.13-	0.00
=====							
*****TOTAL FOR FUND-SCC 018 9906 (COMMUNICATIONS - PUBLIC SCHOOL SUPPORT):							
6,634.00	0.00	6,634.00	4,601.31	0.00	498.00	1,534.69	76.87
=====							
*****TOTAL FOR FUND-SCC 018 9920 (TRSP FUND):							
500.00	0.00	500.00	184.93	0.00	300.00	15.07	96.99
=====							
*****TOTAL FOR FUND-SCC 019 9000 (ADAMH GRANT):							
6,000.00	642.00	6,642.00	3,458.00	285.00	1,430.00	1,754.00	73.59
=====							
*****TOTAL FOR FUND-SCC 019 9008 (MCDAC GRANT FY18):							
82,368.00	0.00	82,368.00	74,280.27	0.00	0.00	8,087.73	90.18
=====							

Date: 02/13/18
Time: 1:48 pm

MEDINA CITY SCHOOL DISTRICT
Appropriation Account Summary
SORTED BY FUND-SCC

Page: 7
(APPSUM)

FYTD Appropriated	Prior FY Carryover Encumbrances	FYTD Expendable	FYTD Actual Expenditures	MTD Actual Expenditures	Current Encumbrances	FYTD Unencumbered Balance	FYTD Percent Exp/Enc
*****TOTAL FOR FUND-SCC 019 9300 (MARTHA HOLDEN JENNINGS - MHS - ZAVESKY):							
3,000.00	0.00	3,000.00	0.00	0.00	3,000.00	0.00	100.00
=====							
*****TOTAL FOR FUND-SCC 020 9001 (TRANSPORTATION ENTERPRISE):							
32,874.62	2,125.38	35,000.00	4,516.25	3.89	6,865.34	23,618.41	32.52
=====							
*****TOTAL FOR FUND-SCC 022 9000 (Unclaimed funds):							
0.00	7,740.96	7,740.96	0.00	0.00	0.00	7,740.96	0.00
=====							
*****TOTAL FOR FUND-SCC 022 9300 (OH HIGH SCHOOL ATH ASSOC FUND):							
60,000.00	0.00	60,000.00	21,747.38	0.00	455.00	37,797.62	37.00
=====							
*****TOTAL FOR FUND-SCC 024 9001 (MEDICAL AND DRUG/SELF INSURANCE FUNDS):							
8,229,857.01	38,142.99	8,268,000.00	4,644,227.67	1,492.50	2,008,916.68	1,614,855.65	80.47
=====							
*****TOTAL FOR FUND-SCC 024 9002 (DENTAL SELF INSURANCE FUNDS):							
675,000.00	0.00	675,000.00	389,041.98	0.00	0.00	285,958.02	57.64
=====							
*****TOTAL FOR FUND-SCC 024 9094 (FLEX PRO):							
149,251.50	748.50	150,000.00	103,029.93	366.30	125,437.21	78,467.14	152.31
=====							
*****TOTAL FOR FUND-SCC 027 0000 (WORKMANS COMP.-SELF INS):							
190,000.00	1,000.00	191,000.00	81,103.66	0.00	8,852.46	101,043.88	47.10
=====							
*****TOTAL FOR FUND-SCC 071 9013 (LOCAL SALES TAX PERMANENT IMPROVEMENTS):							
3,669,849.48	573,663.02	4,243,512.50	2,426,945.35	16,719.20	709,844.60	1,106,722.55	73.92
=====							
*****TOTAL FOR FUND-SCC 200 9110 (GARFIELD STUDENT COUNCIL/K-KIDS CLUB):							
1,200.00	0.00	1,200.00	548.82	0.00	150.00	501.18	58.24
=====							

Date: 02/13/18
Time: 1:48 pm

MEDINA CITY SCHOOL DISTRICT
Appropriation Account Summary
SORTED BY FUND-SCC

Page: 8
(APPSUM)

FYTD Appropriated	Prior FY Carryover Encumbrances	FYTD Expendable	FYTD Actual Expenditures	MTD Actual Expenditures	Current Encumbrances	FYTD Unencumbered Balance	FYTD Percent Exp/Enc
*****TOTAL FOR FUND-SCC 200 9121 (ELLA CANAVAN STUDENT COUNCIL):							
240.00	245.28	485.28	411.97	103.32	0.00	73.31	84.89
=====							
*****TOTAL FOR FUND-SCC 200 9185 (K-KIDS KIWANIS ACTIVITY CLUB-NORTHROP):							
2,300.00	119.92	2,419.92	572.92	0.00	591.28	1,255.72	48.11
=====							
*****TOTAL FOR FUND-SCC 200 9202 (CLAGGETT MIDDLE SCH. STUDENT COUNCIL):							
5,000.00	0.00	5,000.00	3,856.00	0.00	1,106.00	38.00	99.24
=====							
*****TOTAL FOR FUND-SCC 200 9205 (CLAGGETT MIDDLE SCH. BUILDERS CLUB):							
250.00	0.00	250.00	0.00	0.00	0.00	250.00	0.00
=====							
*****TOTAL FOR FUND-SCC 200 9209 (CLAGGETT MIDDLE SCHOOL DRAMA CLUB):							
4,000.00	0.00	4,000.00	2,229.81	1,015.49	984.51	785.68	80.36
=====							
*****TOTAL FOR FUND-SCC 200 9253 (BUILDERS' CLUB - ROOT M.S.):							
500.00	0.00	500.00	0.00	0.00	500.00	0.00	100.00
=====							
*****TOTAL FOR FUND-SCC 200 9254 (HONORS ACADEMY - ROOT):							
1,500.00	0.00	1,500.00	385.00	0.00	0.00	1,115.00	25.67
=====							
*****TOTAL FOR FUND-SCC 200 9256 (DRAMA CLUB - ROOT M.S.):							
6,923.00	0.00	6,923.00	569.00	0.00	3,431.00	2,923.00	57.78
=====							
*****TOTAL FOR FUND-SCC 200 9257 (ENVIRONMENTAL CLUB - ROOT M.S.):							
195.19	0.00	195.19	195.19	0.00	0.00	0.00	100.00
=====							
*****TOTAL FOR FUND-SCC 200 9258 (STUDENT COUNCIL - ROOT M.S.):							
1,300.00	0.00	1,300.00	502.48	0.00	814.79	17.27-	101.33
=====							

Date: 02/13/18
Time: 1:48 pm

MEDINA CITY SCHOOL DISTRICT
Appropriation Account Summary
SORTED BY FUND-SCC

Page: 9
(APPSUM)

FYTD Appropriated	Prior FY Carryover Encumbrances	FYTD Expendable	FYTD Actual Expenditures	MTD Actual Expenditures	Current Encumbrances	FYTD Unencumbered Balance	FYTD Percent Exp/Enc
*****TOTAL FOR FUND-SCC 200 9302 (ART CLUB):							
900.00	0.00	900.00	0.00	0.00	130.00	770.00	14.44
=====							
*****TOTAL FOR FUND-SCC 200 9303 (INTERNATIONAL CULTURAL EXPLORATION):							
360.00	0.00	360.00	67.70	0.00	292.30	0.00	100.00
=====							
*****TOTAL FOR FUND-SCC 200 9304 (CAREER ASSOCIATION):							
243.08	0.00	243.08	243.08	0.00	0.00	0.00	100.00
=====							
*****TOTAL FOR FUND-SCC 200 9305 (CHEMCLUB):							
300.00	0.00	300.00	124.95	0.00	175.05	0.00	100.00
=====							
*****TOTAL FOR FUND-SCC 200 9306 (OPERATION SMILE):							
650.00	0.00	650.00	0.00	0.00	650.00	0.00	100.00
=====							
*****TOTAL FOR FUND-SCC 200 9307 (CHOIR):							
33,000.00	9,508.88	42,508.88	14,207.31	840.00	26,301.57	2,000.00	95.30
=====							
*****TOTAL FOR FUND-SCC 200 9308 (COMPUTER CLUB):							
71.86	0.00	71.86	71.86	0.00	0.00	0.00	100.00
=====							
*****TOTAL FOR FUND-SCC 200 9309 (IMPROVE CLUB):							
4,300.00	0.00	4,300.00	0.00	0.00	4,300.00	0.00	100.00
=====							
*****TOTAL FOR FUND-SCC 200 9311 (CHESS CLUB):							
700.00	0.00	700.00	0.00	0.00	0.00	700.00	0.00
=====							
*****TOTAL FOR FUND-SCC 200 9312 (DRAMA CLUB):							
21,500.00	26,285.26	47,785.26	3,299.86	24.39	18,475.61	26,009.79	45.57
=====							

Date: 02/13/18
Time: 1:48 pm

MEDINA CITY SCHOOL DISTRICT
Appropriation Account Summary
SORTED BY FUND-SCC

Page: 10
(APPSUM)

FYTD Appropriated	Prior FY Carryover Encumbrances	FYTD Expendable	FYTD Actual Expenditures	MTD Actual Expenditures	Current Encumbrances	FYTD Unencumbered Balance	FYTD Percent Exp/Enc
*****TOTAL FOR FUND-SCC 200 9315 (FELLOWSHIP OF CHRISTIAN ATHLETES):							
500.00	0.00	500.00	0.00	0.00	390.00	110.00	78.00
=====							
*****TOTAL FOR FUND-SCC 200 9316 (FRENCH CLUB):							
8.71	0.00	8.71	8.71	0.00	0.00	0.00	100.00
=====							
*****TOTAL FOR FUND-SCC 200 9318 (GIRLS LEADERSHIP CLUB):							
900.00	0.00	900.00	898.17	0.00	1.83	0.00	100.00
=====							
*****TOTAL FOR FUND-SCC 200 9321 (KEY CLUB):							
10,000.00	0.00	10,000.00	900.45	850.00	9,099.55	0.00	100.00
=====							
*****TOTAL FOR FUND-SCC 200 9323 (MEDINAMITE):							
3,000.00	0.00	3,000.00	413.24	314.00	2,586.76	0.00	100.00
=====							
*****TOTAL FOR FUND-SCC 200 9324 (MEDINIAN):							
10,000.00	0.00	10,000.00	6,886.72	0.00	3,113.28	0.00	100.00
=====							
*****TOTAL FOR FUND-SCC 200 9325 (MHS BAND):							
20,000.00	0.00	20,000.00	6,072.97	104.00	13,927.03	0.00	100.00
=====							
*****TOTAL FOR FUND-SCC 200 9326 (NATIONAL HONOR SOCIETY):							
3,500.00	0.00	3,500.00	94.89	0.00	2,905.11	500.00	85.71
=====							
*****TOTAL FOR FUND-SCC 200 9327 (ORCHESTRA):							
3,000.00	0.00	3,000.00	512.50	0.00	2,487.50	0.00	100.00
=====							
*****TOTAL FOR FUND-SCC 200 9330 (SCIENCE OLYMPIAD CLUB):							
136.98	0.00	136.98	136.98	0.00	0.00	0.00	100.00
=====							

Date: 02/13/18
Time: 1:48 pm

MEDINA CITY SCHOOL DISTRICT
Appropriation Account Summary
SORTED BY FUND-SCC

Page: 11
(APPSUM)

FYTD Appropriated	Prior FY Carryover Encumbrances	FYTD Expendable	FYTD Actual Expenditures	MTD Actual Expenditures	Current Encumbrances	FYTD Unencumbered Balance	FYTD Percent Exp/Enc
*****TOTAL FOR FUND-SCC 200 9332 (SPANISH CLUB):							
5,280.00	0.00	5,280.00	1,187.45	0.00	4,092.55	0.00	100.00
=====							
*****TOTAL FOR FUND-SCC 200 9333 (STUDENT COUNCIL):							
43,000.00	1,110.28	44,110.28	27,722.12	190.01	16,388.16	0.00	100.00
=====							
*****TOTAL FOR FUND-SCC 200 9334 (WORK STUDY CLUB):							
5,316.20	0.00	5,316.20	5,316.20	0.00	0.00	0.00	100.00
=====							
*****TOTAL FOR FUND-SCC 200 9335 (LATIN CLUB):							
5,000.00	0.00	5,000.00	4,980.32	0.00	0.00	19.68	99.61
=====							
*****TOTAL FOR FUND-SCC 200 9336 (INTERACT ORGANIZATION):							
1,613.23	0.00	1,613.23	1,613.23	0.00	0.00	0.00	100.00
=====							
*****TOTAL FOR FUND-SCC 200 9339 (SPEECH/DEBATE CLUB):							
32,500.00	0.00	32,500.00	20,904.87	251.00	3,367.16	8,227.97	74.68
=====							
*****TOTAL FOR FUND-SCC 200 9340 (S. A. D. D.):							
2,000.00	0.00	2,000.00	481.38	0.00	1,518.62	0.00	100.00
=====							
*****TOTAL FOR FUND-SCC 200 9345 (INTERNATIONAL CLUB):							
4,793.96	0.00	4,793.96	4,793.96	0.00	0.00	0.00	100.00
=====							
*****TOTAL FOR FUND-SCC 200 9346 (PENGUIN BOWL/NOSB):							
550.00	0.00	550.00	500.00	250.00	0.00	50.00	90.91
=====							
*****TOTAL FOR FUND-SCC 200 9350 (TECHNOLOGY CLUB):							
3,400.00	0.00	3,400.00	962.86	9.98	737.14	1,700.00	50.00
=====							

Date: 02/13/18
Time: 1:48 pm

MEDINA CITY SCHOOL DISTRICT
Appropriation Account Summary
SORTED BY FUND-SCC

Page: 12
(APPSUM)

FYTD Appropriated	Prior FY Carryover Encumbrances	FYTD Expendable	FYTD Actual Expenditures	MTD Actual Expenditures	Current Encumbrances	FYTD Unencumbered Balance	FYTD Percent Exp/Enc
*****TOTAL FOR FUND-SCC 200 9351 (THE JUNIOR STATESMEN OF AMERICA):							
1,194.43	0.00	1,194.43	1,194.43	0.00	0.00	0.00	100.00
=====							
*****TOTAL FOR FUND-SCC 200 9352 (VIDEO CLUB - SR HI):							
7,000.00	273.25	7,273.25	773.25	350.00	6,500.00	0.00	100.00
=====							
*****TOTAL FOR FUND-SCC 200 9353 (CHINESE CLUB):							
350.00	0.00	350.00	89.73	0.00	260.27	0.00	100.00
=====							
*****TOTAL FOR FUND-SCC 200 9355 (GENDER AND SEXUALITY ALLIANCE):							
2,400.00	0.00	2,400.00	96.28	0.00	303.72	2,000.00	16.67
=====							
*****TOTAL FOR FUND-SCC 200 9380 (V O F T):							
24,500.00	0.00	24,500.00	2,205.78	940.85	22,294.22	0.00	100.00
=====							
*****TOTAL FOR FUND-SCC 200 9416 (CLASS OF 2016):							
2,446.37	0.00	2,446.37	2,446.37	0.00	0.00	0.00	100.00
=====							
*****TOTAL FOR FUND-SCC 200 9417 (CLASS OF 2017):							
4,359.18	0.00	4,359.18	4,085.62	0.00	0.00	273.56	93.72
=====							
*****TOTAL FOR FUND-SCC 200 9418 (CLASS OF 2018):							
10,500.00	16,423.05	26,923.05	17,402.02	0.00	9,253.14	267.89	99.00
=====							
*****TOTAL FOR FUND-SCC 200 9419 (CLASS OF 2019):							
47,970.00	0.00	47,970.00	211.64	0.00	47,758.36	0.00	100.00
=====							
*****TOTAL FOR FUND-SCC 200 9420 (CLASS OF 2020):							
3,100.00	0.00	3,100.00	89.83	0.00	3,010.17	0.00	100.00
=====							

Date: 02/13/18
Time: 1:48 pm

MEDINA CITY SCHOOL DISTRICT
Appropriation Account Summary
SORTED BY FUND-SCC

Page: 13
(APPSUM)

FYTD Appropriated	Prior FY Carryover Encumbrances	FYTD Expendable	FYTD Actual Expenditures	MTD Actual Expenditures	Current Encumbrances	FYTD Unencumbered Balance	FYTD Percent Exp/Enc
*****TOTAL FOR FUND-SCC 200 9421 (CLASS OF 2021):							
1,500.00	0.00	1,500.00	29.85	0.00	20.15	1,450.00	3.33
=====							
*****TOTAL FOR FUND-SCC 300 0000 (ATHLETIC FUND):							
395,793.94	20,906.06	416,700.00	254,280.27	1,596.87	46,449.55	115,970.18	72.17
=====							
*****TOTAL FOR FUND-SCC 300 9110 (GARFIELD FIELD TRIPS):							
10,000.00	0.00	10,000.00	433.22	0.00	0.00	9,566.78	4.33
=====							
*****TOTAL FOR FUND-SCC 300 9120 (CANAVAN FIELD TRIP):							
8,478.00	0.00	8,478.00	951.00	100.00	6,144.00	1,383.00	83.69
=====							
*****TOTAL FOR FUND-SCC 300 9130 (FENN FIELD TRIPS):							
14,500.00	0.00	14,500.00	5,929.11	0.00	0.00	8,570.89	40.89
=====							
*****TOTAL FOR FUND-SCC 300 9140 (HERITAGE FIELD TRIPS):							
6,887.00	0.00	6,887.00	5,293.00	0.00	0.00	1,594.00	76.85
=====							
*****TOTAL FOR FUND-SCC 300 9160 (BLAKE FIELD TRIPS):							
10,900.00	0.00	10,900.00	366.00	0.00	500.00	10,034.00	7.94
=====							
*****TOTAL FOR FUND-SCC 300 9170 (WAITE FIELD TRIPS):							
15,000.00	0.00	15,000.00	9,741.25	0.00	0.00	5,258.75	64.94
=====							
*****TOTAL FOR FUND-SCC 300 9180 (NORTHROP FIELD TRIPS):							
8,000.00	0.00	8,000.00	2,526.58	0.00	430.00	5,043.42	36.96
=====							
*****TOTAL FOR FUND-SCC 300 9201 (CLAGGETT MIDDLE SCH. BAND FUND):							
45,500.00	35.00	45,535.00	13,256.50	0.00	8,293.21	23,985.29	47.33
=====							

Date: 02/13/18
Time: 1:48 pm

MEDINA CITY SCHOOL DISTRICT
Appropriation Account Summary
SORTED BY FUND-SCC

Page: 14
(APPSUM)

FYTD Appropriated	Prior FY Carryover Encumbrances	FYTD Expendable	FYTD Actual Expenditures	MTD Actual Expenditures	Current Encumbrances	FYTD Unencumbered Balance	FYTD Percent Exp/Enc
*****TOTAL FOR FUND-SCC 300 9208 (CLAGGETT - 6TH GRADE TRIPS):							
110,800.00	0.00	110,800.00	97,288.79	0.00	0.00	13,511.21	87.81
=====							
*****TOTAL FOR FUND-SCC 300 9250 (ROOT M.S. BAND FUND):							
19,200.00	48.00	19,248.00	10,156.37	27.94	6,053.23	3,038.40	84.21
=====							
*****TOTAL FOR FUND-SCC 300 9253 (ROOT M.S. BEEHIVE):							
667.91	32.09	700.00	175.96	0.00	100.00	424.04	39.42
=====							
*****TOTAL FOR FUND-SCC 300 9258 (ROOT - DISTRICT SUPERVISED ACTIVITIES):							
133,060.00	0.00	133,060.00	102,908.10	0.00	750.00	29,401.90	77.90
=====							
*****TOTAL FOR FUND-SCC 300 9259 (ROOT DANCE TEAM):							
528.00	0.00	528.00	528.00	0.00	0.00	0.00	100.00
=====							
*****TOTAL FOR FUND-SCC 300 9302 (MENS VOLLEYBALL):							
5,340.00	0.00	5,340.00	75.00	0.00	5,265.00	0.00	100.00
=====							
*****TOTAL FOR FUND-SCC 300 9303 (HUDDLE/SHUDDLE):							
1,500.00	72.52	1,572.52	827.21	0.00	592.79	152.52	90.30
=====							
*****TOTAL FOR FUND-SCC 300 9304 (LINK CREW):							
4,860.00	0.00	4,860.00	2,096.43	0.00	2,763.57	0.00	100.00
=====							
*****TOTAL FOR FUND-SCC 300 9305 (MHS DANCE TEAM):							
1,450.54	0.00	1,450.54	0.00	0.00	0.00	1,450.54	0.00
=====							
*****TOTAL FOR FUND-SCC 300 9313 (DRAMA/MUSICAL):							
10,210.00	547.74	10,757.74	6,863.82	6,316.08	3,860.00	33.92	99.68
=====							

Date: 02/13/18
Time: 1:48 pm

MEDINA CITY SCHOOL DISTRICT
Appropriation Account Summary
SORTED BY FUND-SCC

Page: 15
(APPSUM)

FYTD Appropriated	Prior FY Carryover Encumbrances	FYTD Expendable	FYTD Actual Expenditures	MTD Actual Expenditures	Current Encumbrances	FYTD Unencumbered Balance	FYTD Percent Exp/Enc
*****TOTAL FOR FUND-SCC 300 9334 (BEEHIVE CAFE):							
21,550.00	0.00	21,550.00	11,104.87	1,034.56	10,762.90	317.77	101.47
=====							
*****TOTAL FOR FUND-SCC 300 9380 (V O F T):							
640.58	0.00	640.58	640.58	0.00	0.00	0.00	100.00
=====							
*****TOTAL FOR FUND-SCC 401 9016 (AUXILIARY FUNDS/ST FRANCIS):							
7,447.55	0.00	7,447.55	7,447.55	0.00	0.00	0.00	100.00
=====							
*****TOTAL FOR FUND-SCC 401 9017 (AUXILIARY FUNDS/ST FRANCIS):							
14,644.43	41,750.85	56,395.28	56,357.87	0.00	0.00	37.41	99.93
=====							
*****TOTAL FOR FUND-SCC 401 9018 (AUXILIARY FUNDS/ST FRANCIS):							
387,817.50	0.00	387,817.50	159,334.60	2,618.39	14,250.42	214,232.48	44.76
=====							
*****TOTAL FOR FUND-SCC 401 9026 (AUX FUNDS NURTURY):							
5,654.05	0.00	5,654.05	5,654.05	0.00	0.00	0.00	100.00
=====							
*****TOTAL FOR FUND-SCC 401 9027 (AUX FUNDS NURTURY):							
814.41	554.63	1,369.04	1,296.14	0.00	0.00	72.90	94.68
=====							
*****TOTAL FOR FUND-SCC 401 9028 (AUX FUNDS NURTURY):							
13,944.00	0.00	13,944.00	2,731.10	0.00	0.00	11,212.90	19.59
=====							
*****TOTAL FOR FUND-SCC 401 9036 (AUX FUNDS MCA):							
2,560.07	0.00	2,560.07	2,560.07	0.00	0.00	0.00	100.00
=====							
*****TOTAL FOR FUND-SCC 401 9037 (AUX FUNDS MCA):							
15.53	34,970.84	34,986.37	34,674.10	0.00	0.00	312.27	99.11
=====							

Date: 02/13/18
Time: 1:48 pm

MEDINA CITY SCHOOL DISTRICT
Appropriation Account Summary
SORTED BY FUND-SCC

Page: 16
(APPSUM)

FYTD Appropriated	Prior FY Carryover Encumbrances	FYTD Expendable	FYTD Actual Expenditures	MTD Actual Expenditures	Current Encumbrances	FYTD Unencumbered Balance	FYTD Percent Exp/Enc
*****TOTAL FOR FUND-SCC 401 9038 (AUX FUNDS MCA):							
140,311.50	0.00	140,311.50	99,373.65	3,581.79	6,606.92	34,330.93	75.53
=====							
*****TOTAL FOR FUND-SCC 401 9046 (AUX FUNDS KIDS COUNTRY):							
1,234.24	0.00	1,234.24	1,234.24	0.00	0.00	0.00	100.00
=====							
*****TOTAL FOR FUND-SCC 401 9047 (AUX FUNDS KIDS COUNTRY):							
42.89	6,145.24	6,188.13	6,355.16	0.00	0.00	167.03-	102.70
=====							
*****TOTAL FOR FUND-SCC 401 9048 (AUX FUNDS KIDS COUNTRY):							
13,072.50	0.00	13,072.50	0.00	0.00	0.00	13,072.50	0.00
=====							
*****TOTAL FOR FUND-SCC 451 9018 (CONNECTIVITY FY18):							
19,800.00	0.00	19,800.00	0.00	0.00	0.00	19,800.00	0.00
=====							
*****TOTAL FOR FUND-SCC 463 9017 (ALT ED):							
219.48	0.00	219.48	219.48	0.00	0.00	0.00	100.00
=====							
*****TOTAL FOR FUND-SCC 516 9017 (TITLE VI-B):							
212,872.15	5,033.91	217,906.06	217,906.06	0.00	0.00	0.00	100.00
=====							
*****TOTAL FOR FUND-SCC 516 9018 (TITLE VI-B):							
1,475,777.75	0.00	1,475,777.75	682,876.74	7,664.74	49,821.75	743,079.26	49.65
=====							
*****TOTAL FOR FUND-SCC 551 9118 (TITLE III LEP):							
10,743.48	0.00	10,743.48	10,743.48	0.00	0.00	0.00	100.00
=====							
*****TOTAL FOR FUND-SCC 572 9017 (TITLE I):							
111,270.90	43,068.24	154,339.14	154,339.14	0.00	0.00	0.00	100.00
=====							

Date: 02/13/18
Time: 1:48 pm

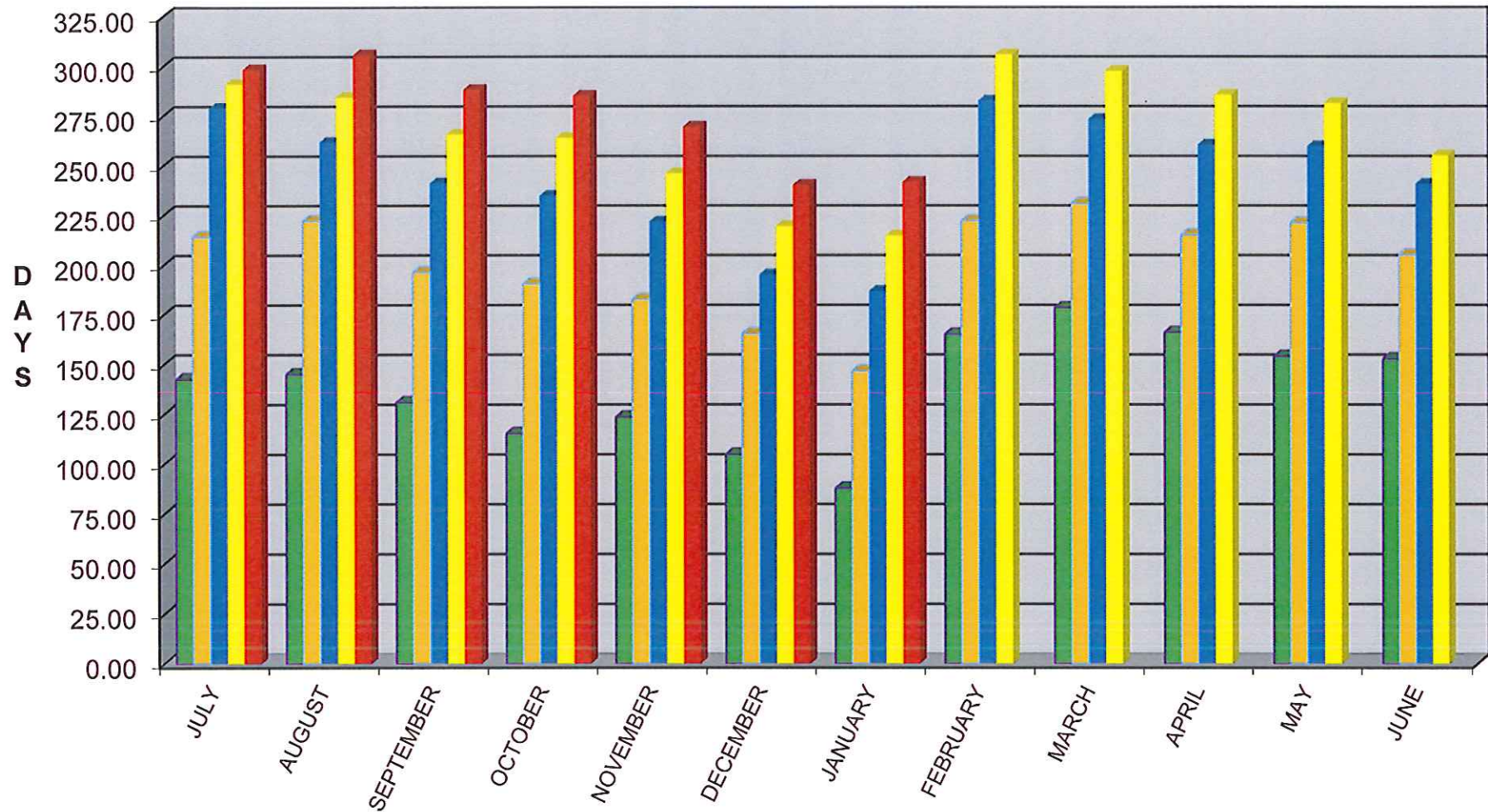
MEDINA CITY SCHOOL DISTRICT
Appropriation Account Summary
SORTED BY FUND-SCC

Page: 17
(APPSUM)

FYTD Appropriated	Prior FY Carryover Encumbrances	FYTD Expendable	FYTD Actual Expenditures	MTD Actual Expenditures	Current Encumbrances	FYTD Unencumbered Balance	FYTD Percent Exp/Enc
*****TOTAL FOR FUND-SCC 572 9018 (TITLE I):							
554,638.46	0.00	554,638.46	187,112.75	0.00	31,520.74	336,004.97	39.42
=====							
*****TOTAL FOR FUND-SCC 572 9117 (TITLE I-D):							
84,431.37	35,294.80	119,726.17	119,726.17	0.00	0.00	0.00	100.00
=====							
*****TOTAL FOR FUND-SCC 572 9118 (TITLE I-D):							
111,256.24	0.00	111,256.24	20,415.04	0.00	1,470.51	89,370.69	19.67
=====							
*****TOTAL FOR FUND-SCC 587 9017 (PRESCHOOL):							
3,580.50	4,702.34	8,282.84	8,282.84	0.00	0.00	0.00	100.00
=====							
*****TOTAL FOR FUND-SCC 587 9018 (PRESCHOOL):							
54,133.22	0.00	54,133.22	13,831.11	61.72	4,261.50	36,040.61	33.42
=====							
*****TOTAL FOR FUND-SCC 590 9017 (TITLE II-A):							
861.99-	4,581.82	3,719.83	3,719.83	0.00	0.00	0.00	100.00
=====							
*****TOTAL FOR FUND-SCC 590 9018 (TITLE II-A):							
141,737.30	0.00	141,737.30	78,955.56	0.00	32,739.19	30,042.55	78.80
=====							
*****TOTAL FOR FUND-SCC 599 9018 (TITLE IV-A STUDENT SUPPORT AND ACADEMIC ENR):							
12,845.27	0.00	12,845.27	5,319.98	0.00	0.00	7,525.29	41.42
=====							
*****GRAND TOTALS:							
106,758,640.97	1,916,996.50	108,675,637.47	62,804,925.32	278,549.95	7,250,435.66	38,620,276.49	64.46
=====							

GENERAL FUND-TRUE DAYS CASH

Includes Emergency Levy



FY 2014 FY 2015 FY 2016 FY 2017 FY 2018