

# Medina City Schools

## General Fund Analysis

### January 31, 2019

	2018-2019 Original Estimate (1)	Y-T-D Actual July 2018 - June 2019 (2)	Percent	Variance (3)
Beginning Balance - July 1, 2018		58,638,114.57		0.00
General Fund	40,167,539.65			
Other Funds - Emergency Levy	18,470,574.92			
Revenue	<u>76,696,915.00</u>	<u>40,854,156.65</u>	<u>53.3%</u>	<u>35,842,758.35</u>
	<b>76,696,915.00</b>	<b>40,854,156.65</b>		<b>35,842,758.35</b>
Expenditures	81,613,860.00	45,464,407.30	55.7%	36,149,452.70
Encumbrance	<u>946,300.00</u>	<u>2,446,800.40</u>		<u>-1,500,500.40</u>
	<b>82,560,160.00</b>	<b>47,911,207.70</b>		<b>34,648,952.30</b>
Ending Balance - June 30, 2019	<u>52,774,869.57</u>	<u>51,581,063.52</u>		<u>1,193,806.05</u>

Original Estimate revenue, expenditure and encumbrance taken from May 2018 five-year forecast  
Includes November 2013 Emergency Levy

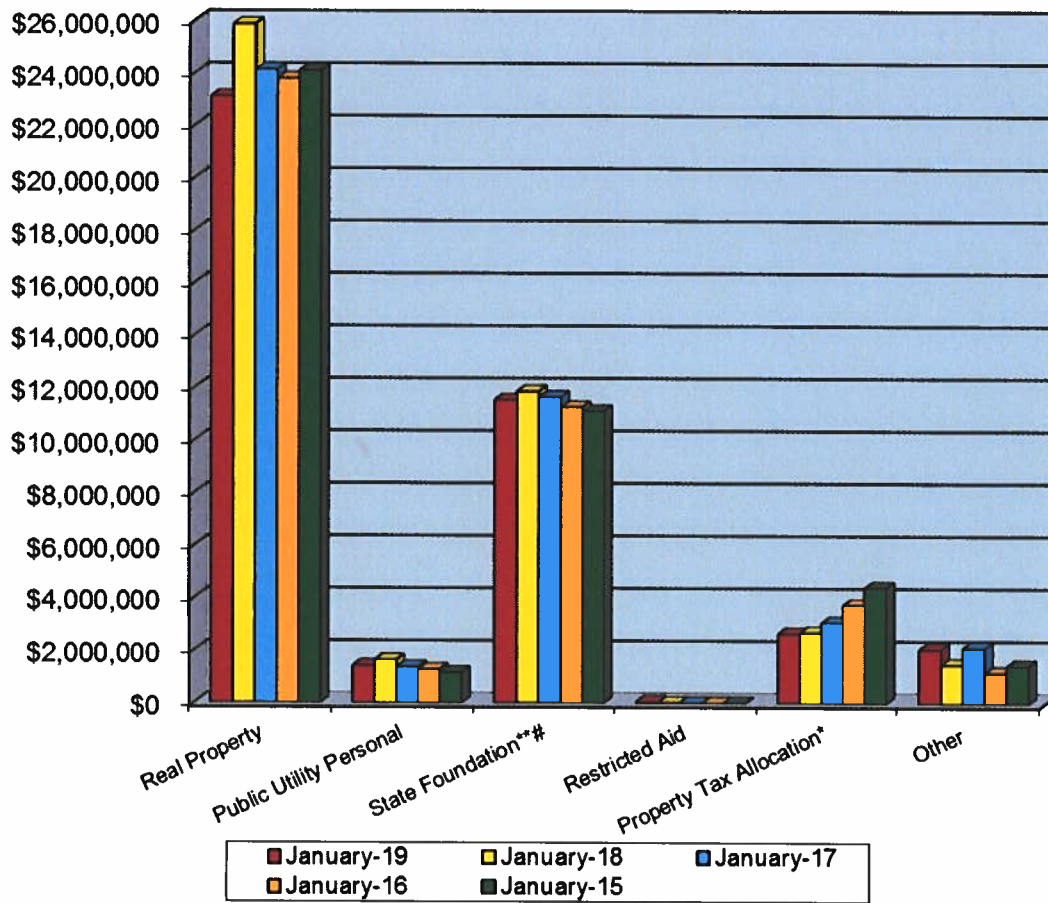
# **General Fund Summary**

January 2019

## **Revenues**

1. Real Property Taxes – Total Real Property Taxes received from the beginning of the fiscal year until January 31, 2019 is \$23,118,697.13. This is a decrease of 10.6% below last year's taxes received at this time. \$1,857,870.00 was collected in January.
2. Public Utility Personal Property Taxes – Total Public Utility Personal Property Taxes received from the beginning of the fiscal year until January 31, 2019 is \$1,422,879.87. These monies are distributed upon settlement from the County Auditor. This amount is listed in a separate line for State and five-year forecasting purposes. \$-0- had been transferred in January.
3. State Foundation – State Foundation monies received from the State of Ohio from the beginning of the fiscal year until January 31, 2019 total \$11,552,035.06. This is a decrease of 2.7% below last year's foundation money received at this time. This includes \$363,130.42 from Casino revenues for the year. Casino Revenue is up \$6,407.75 above last year. \$1,712,937.57 was collected in January.
4. Restricted Aid – Restricted Aid monies are for Career Tech funding and Economically Disadvantaged Students. Monies received from the beginning of the fiscal year until January 31, 2019 total \$48,164.81. \$6,541.70 was collected in January.
5. Homestead and Rollback – Monies received from the State of Ohio from the beginning of the fiscal year until January 31, 2019 total \$2,652,827.21. Receipts are based upon the real property taxes collected and Homestead filings with the County Auditor. \$-0- was collected in January.
6. Other – Other monies received from the beginning of the fiscal year until January 31, 2019 total \$2,059,552.57. This is an increase of 38.8% above last year at this time and is due to Preschool Tuition, Investment Income, Pay to Participate, Creative Abatements, Field Trip Funding, Medicare Funding, Refund of Prior Years Expense, and Medicare Settlement. \$162,152.78 was collected in January.

## General Fund Revenue



	January-19	January-18	January-17	January-16	January-15	Current Forecast
Real Property	\$23,118,697	\$25,865,224	\$24,146,454	\$23,799,627	\$24,091,312	\$46,623,936
Public Utility Personal	\$1,422,880	\$1,633,842	\$1,384,942	\$1,278,953	\$1,162,428	\$2,931,441
State Foundation**	\$11,552,035	\$11,873,151	\$11,660,252	\$11,268,491	\$11,123,093	\$19,304,274
Restricted Aid	\$48,165	\$19,960	\$8,403	\$4,591	\$3,703	\$83,606
Property Tax Allocation*	\$2,652,827	\$2,696,725	\$3,074,694	\$3,742,633	\$4,399,021	\$5,257,911
Other	\$2,059,553	\$1,483,635	\$2,118,513	\$1,178,331	\$1,428,735	\$3,162,646
<b>Total</b>	<b>\$40,854,157</b>	<b>\$43,572,536</b>	<b>\$42,393,258</b>	<b>\$41,272,626</b>	<b>\$42,208,292</b>	<b>\$77,363,814</b>
State %	34.9%	33.5%	34.8%	36.4%	36.8%	

\* Includes Homestead/Rollback, Tangible Personal Property Tax Fixed Rate Loss Reimbursement and Electric Deregulation.

\*\* Includes Casino Revenue in State Foundation beginning January 2013 and Economic Disadvantaged Funding in November 2013.

# Includes a one time Hold Harmless on TPP in May 2016

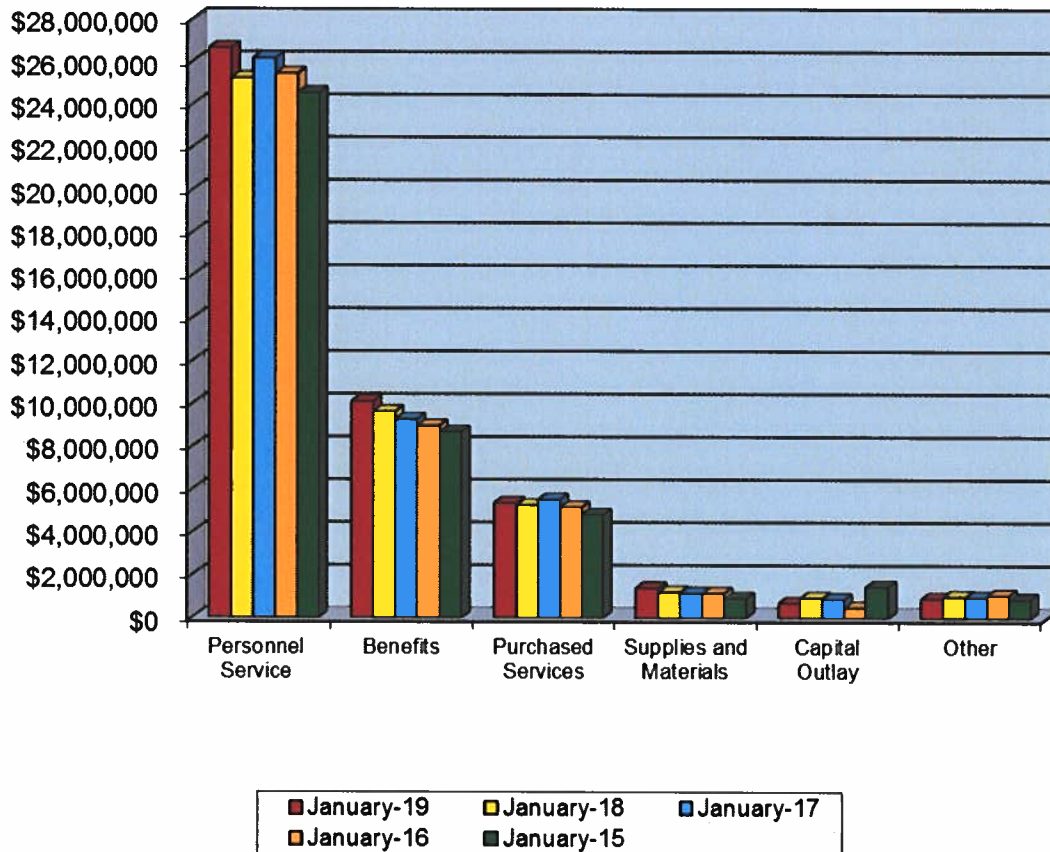
# **General Fund Summary**

January 2019

## **Expenditures**

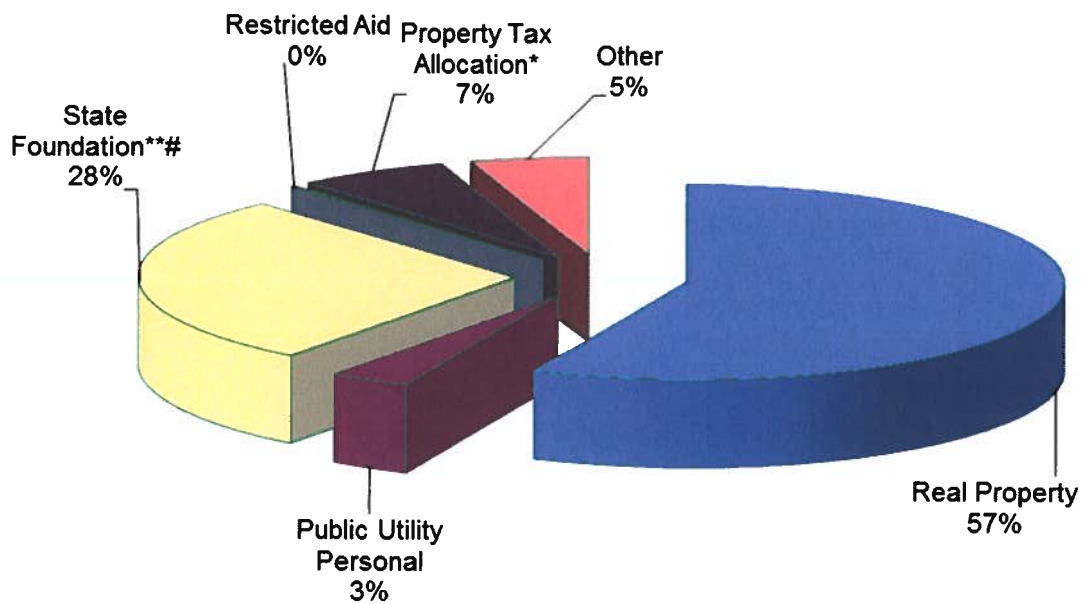
1. **Personnel Services**– The costs for personnel services for the School District from the beginning of the fiscal year until January 31, 2019 was \$26,651,392.82. This was an increase of 5.6% above last year at this time. \$3,637,009.61 was spent in January.
2. **Benefits** – The cost for benefits for the School District from the beginning of the fiscal year until January 31, 2019 was \$10,112,942.32. This was an increase of 5.0% above last year at this time. \$1,382,949.74 was spent in January.
3. **Purchased Services** – The cost for purchased services for the district from the beginning of the fiscal year until January 31, 2019 total \$5,364,738.52. This was a 2.0% increase above last year at this time and is due to Professional Services, Nursing Services, Repair Services, Garbage Removal, Insurances, Rentals, Leases, Travel, Gas, Information Services, and Open Enrollment. \$718,849.91 was spent in January.
4. **Supplies and Materials** – The cost for supplies and materials for the district from the beginning of the fiscal year until January 31, 2019 total \$1,396,324.33. This was a 16.4% increase above last year at this time. Preschool Supplies, Nursing Supplies, Textbooks, Media Supplies, Periodicals, Newspapers, Electronic Subscriptions, Custodial/Maintenance Supplies, Transportation Supplies, Fuel, and Tires account for this increase. \$125,404.85 was spent in January.
5. **Capital Outlay** – The cost for capital outlay for the district from the beginning of the fiscal year until January 31, 2019 total \$696,089.34. This was a 26.1% decrease below last year at this time and was mainly due to Classroom Equipment, Middle School Equipment, Maintenance Equipment, and Transportation Equipment expense at this time last year. \$15,097.43 was spent in January.
6. **Other** – The cost of other expenditures excluding transfers for the district was \$904,919.98 for the fiscal year until January 31, 2019. This was a 9.6% decrease below last year at this time. \$23,245.20 was spent in January. Dues and Fees, District Audit, and County Board Service costs makes up the majority of this decrease.

## General Fund Expenditures

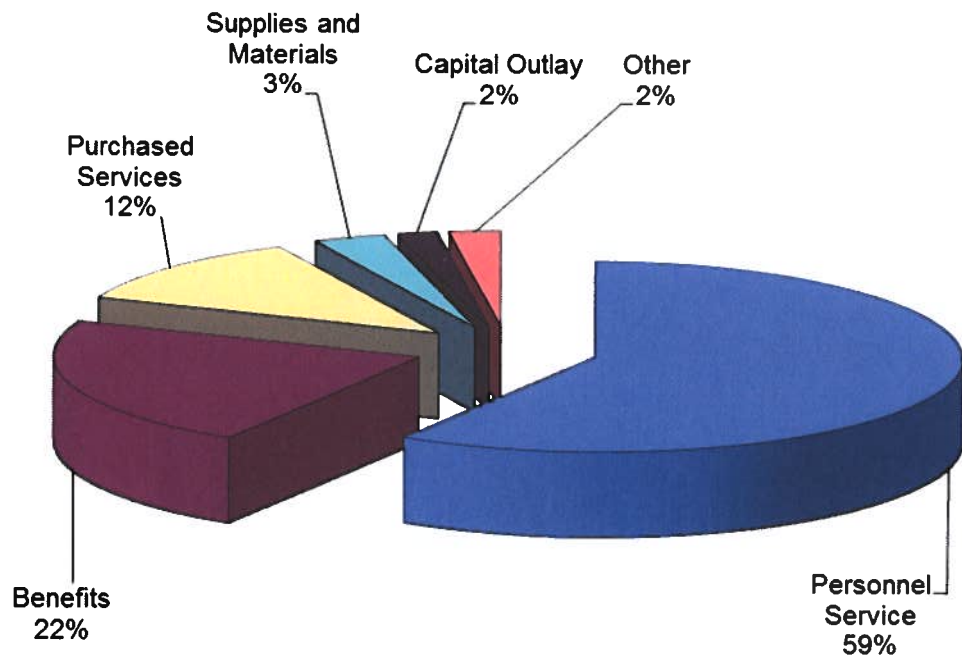


	January-19	January-18	January-17	January-16	January-15	Current Forecast
Personnel Service	\$26,651,393	\$25,245,155	\$26,168,238	\$25,443,104	\$24,537,503	\$47,863,250
Benefits	\$10,112,942	\$9,633,024	\$9,276,821	\$8,974,690	\$8,683,477	\$17,567,947
Purchased Services	\$5,364,739	\$5,259,820	\$5,522,401	\$5,159,653	\$4,815,259	\$9,597,447
Supplies and Materials	\$1,396,324	\$1,199,871	\$1,147,470	\$1,152,173	\$906,784	\$2,047,398
Capital Outlay	\$696,089	\$942,123	\$870,526	\$484,244	\$1,455,676	\$1,485,021
Other	\$904,920	\$1,001,378	\$967,396	\$1,058,789	\$879,897	\$1,919,058
Transfers and Adv., Etc.	\$338,000	\$315,988	\$452,956	\$486,731	\$307,538	\$855,706
Other than Debt						
<b>Total</b>	<b>\$45,464,407</b>	<b>\$43,597,358</b>	<b>\$44,405,808</b>	<b>\$42,759,384</b>	<b>\$41,586,134</b>	<b>\$81,335,827</b>

## Current General Fund Revenue



## Current General Fund Expenditures





## JANUARY 2019

## MEDINA CITY SCHOOLS BANK REC

		Balance
<b>Bank Balance - Regular Account</b>		5,015,161.33
Petty Cash		
Financial Checks Outstanding	83,191.00	
Worker Comp Outstanding	145.00	
Flex O/S Checks	1,067.87	
Payroll Checks Outstanding	1,200.69	
	85,604.56	4,929,556.77
Flex Spending Bank Acct	19,218.23	19,218.23
<b>Investments:</b>		
Sweep Account	0.00	
Redtree Investments	23,130,479.84	
T. Rowe - Collins	324,481.69	
T. Rowe - Bushman	0.00	
Scudder -Collins	301,498.37	
Scudder - Bushman	5,624.48	
Kanehl Stocks	4,979.46	
Star Ohio (22923)	14,737,096.61	
Multi-Bank Securities	16,071,000.00	
Multi-Bank Money Market	11,287.20	
Multi-Bank Accrued Interest		
Fifth Third Securities	10,655,938.30	
Fifth Third Accd Interest		
Fifth Third Money Market	0.00	
Total	65,242,385.95	70,191,160.95
<b>Adjustments</b>		
Deposits in Transit	7,949.70	
Expenses not posted	164.24	
Total	8,113.94	70,199,274.89
<b>MCSD Balance</b>		70,199,274.89
<b>Difference Between Bank vs. Book</b>		<b>0.00</b>

# Medina City Schools

## Sales Tax Update

Date	Sales Tax Description	Receipts	Expenditures	Balance
July 1, 2018	Beginning Balance (071) Sales Tax and (002-9012) Bond			\$3,368,024.17
July	Trustee Fee for COPs		\$1,250.00	\$3,366,774.17
	6-Month Asbestos Surveillance Inspection and Reports		\$525.00	\$3,366,249.17
	Total Bleacher System and Grandstand Inspection Districtwide		\$4,968.00	\$3,361,281.17
	Installation of Carpet in Three Offices at Heritage		\$1,260.00	\$3,360,021.17
	MHS Roof Replacement Project		\$215,100.00	\$3,144,921.17
	Project Bidding and Construction Tasks - Transportation		\$2,000.00	\$3,142,921.17
	Engineering, Bidding and Construction Tasks - Tennis Courts		\$500.00	\$3,142,421.17
	Consultant Fee for Demolition and Replacement of Roof at HS		\$3,135.00	\$3,139,286.17
	Sales Tax Distribution	\$722,408.17		\$3,861,694.34
	Vinyl Floor Replacement at Blake		\$4,075.00	\$3,857,619.34
	Fleet Master Lease Agreement		\$9,519.82	\$3,848,099.52
	Hot Water Tanks at Claggett		\$17,770.00	\$3,830,329.52
	Architect and Blueprint Fees for Claggett Improvement Project		\$2,842.92	\$3,827,486.60
August	Locker Bay Conversion to Classrooms - Root		\$60,800.00	\$3,766,686.60
	Project Bidding and Construction Tasks - Transportation		\$1,694.50	\$3,764,992.10
	Engineering, Bidding and Construction Tasks - Tennis Courts		\$750.00	\$3,764,242.10
	Fleet Master Lease Agreement		\$9,519.82	\$3,754,722.28
	Architect, Engineer and Project Manager for Root Locker Renovation		\$7,084.09	\$3,747,638.19
	MHS Roof Replacement Project		\$79,200.00	\$3,668,438.19
	Metal Lockers - Delivered, Assembled, Installed Root		\$13,167.00	\$3,655,271.19
	Consultant Fee for Demolition and Replacement of Roof at MHS		\$3,135.00	\$3,652,136.19
September	Claggett MS Cafeteria Improvements		\$102,030.00	\$3,550,106.19
	Architect, Engineer and Project Manager Fees for Root Locker Bay Proj		\$1,545.46	\$3,548,560.73
	Project Bidding and Construction Tasks at Transportation Facility		\$13,648.00	\$3,534,912.73
	Engineering, Bidding and Construction Tasks at Tennis Courts		\$3,000.00	\$3,531,912.73
	Fleet Master Lease Agreement		\$9,519.82	\$3,522,392.91
	Exterior Door for Mechanical Room at Claggett		\$3,395.00	\$3,518,997.91
	Blinds and Installation for Various Classrooms at Garfield		\$7,171.00	\$3,511,826.91
	Blinds and Installation for Various Classrooms at Claggett		\$3,744.00	\$3,508,082.91
October	Transportation Paving Project		\$399,717.23	\$3,108,365.68
	EIFS Repair and Painting at Blake		\$19,000.00	\$3,089,365.68
	Transfer Funds Placed in Account in Error		\$8,000.00	\$3,081,365.68
	Sales Tax Distribution	\$841,911.37		\$3,923,277.05
	Fleet Master Lease Agreement		\$9,519.82	\$3,913,757.23
	Architect, Engineer and PM Fee for Root Locker Bay Conversion		\$1,002.04	\$3,912,755.19
	Engineering, Bidding and Construction Task - Tennis Courts		\$600.00	\$3,912,155.19
	MHS Tennis Court Repair		\$194,652.50	\$3,717,502.69
	Two Doors for Cafeteria from Kitchen at Claggett		\$3,420.00	\$3,714,082.69
	Locker Bay Conversion, Operable Partition - Root		\$62,488.00	\$3,651,594.69
November	COP's Principal and Interest		\$1,276,815.02	\$2,374,779.67
	Fleet Master Lease Agreement		\$9,519.82	\$2,365,259.85
	Special Lite FRP Entry Units/Upgrade to Half Glass		\$14,600.00	\$2,350,659.85
	Additional Cost to MHS Tennis Court Improvement/Repairs		\$33,836.99	\$2,316,822.86
December	Fleet Master Lease Agreement		\$9,519.82	\$2,307,303.04
	Consultant Fee for Demolition and Replacement of Roof at High School		\$3,135.00	\$2,304,168.04
	Project Bidding and Construction Tasks at Transportation Facility		\$4,350.50	\$2,299,817.54
January 2019	6-Month Asbestos Surveillance Inspection and Reports		\$525.00	\$2,299,292.54
	Fleet Master Lease Agreement		\$9,519.82	\$2,289,772.72
	MHS Roof Replacement P		\$47,132.19	\$2,242,640.53
	Sales Tax Distribution	\$834,785.58		\$3,077,426.11
	Fiscal Year Totals	\$2,399,105.12	\$2,689,703.18	



# Medina City Schools

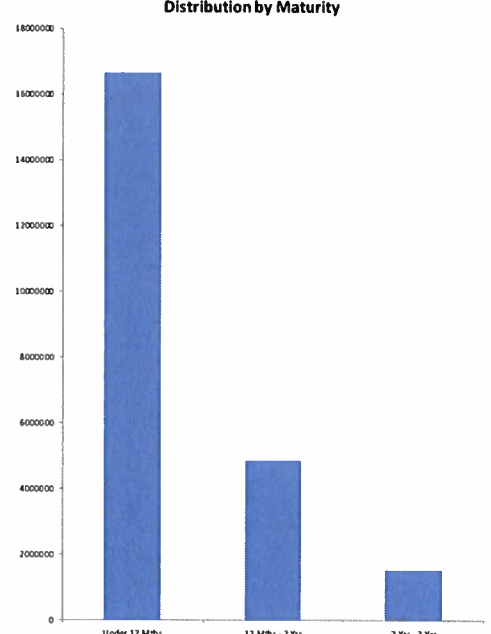
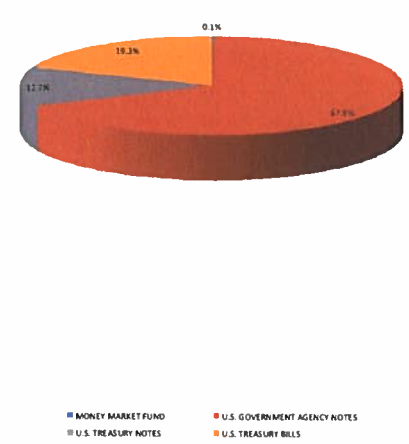
## Recreation Center Update

Date	Description	District Revenue	District Expenses	City Reimbursements	Total Balance
July 1, 2018	Beginning Balance (003-9001)				\$ 593,959.31
07/25/18	Donation - Partner Mktg	\$240.09			\$ 594,199.40
08/07/18	Services Provided for Repair of Flooring			\$480.00	\$ 594,679.40
08/07/18	Balance Due on Gym Flooring Upgrade			\$6,609.80	\$ 601,289.20
08/09/18	Women's Locker Room Painting		\$2,340.00		\$ 598,949.20
08/09/18	Tile Repair		\$1,523.06		\$ 597,426.14
08/20/18	Draper Top Roll Divider Curtain for Field House		\$10,957.50		\$ 586,468.64
08/20/18	Labor and Materials to Repair Bird Holes in EIF's		\$4,475.00		\$ 581,993.64
09/12/18	Rubber Stair Treads/Landing Rubber Tile/Remvl		\$4,470.00		\$ 577,523.64
09/12/18	Elevator Flooring Replacement		\$770.00		\$ 576,753.64
10/08/18	Draper Top Roll Divider Curtain for Field House			\$11,730.00	\$ 588,483.64
10/08/18	Tile Repair			\$761.53	\$ 589,245.17
10/08/18	Women's Locker Room Painting			\$1,170.00	\$ 590,415.17
10/30/18	Running Belt/17" Idler Shaft/Drive Shaft - Mercury		\$9,309.50		\$ 581,105.67
11/06/18	Monarch		\$0.00	\$2,620.00	\$ 583,725.67
11/09/18	Line Replacement at MCRC		\$1,250.00		\$ 582,475.67
11/09/18	Replacement of Corrode Hardware for Lights		\$6,073.40		\$ 576,402.27
11/19/18	Per Quote 000793 Rec Center Cameras		\$3,128.00		\$ 573,274.27
11/29/18	MRC Account Error 03-21-18		(\$1,725.03)		\$ 574,999.30
12/11/18	Per Quote 000793 Rec Center Cameras		\$3,274.00		\$ 571,725.30
12/27/18	Running Belt/17" Idler Shaft/Drive Shaft - Mercury			\$4,654.75	\$ 576,380.05
12/27/18	Replacement of Corrode Hardware for Lights			\$3,036.70	\$ 579,416.75
12/27/18	Line Replacement at MCRC			\$625.00	\$ 580,041.75
12/27/18	Stainless Steel Switchplate Engraving			\$100.00	\$ 580,141.75
01/08/19	Donation - Partner Mktg	\$2,315.69			\$ 582,457.44
01/08/19	Labor and Materials to Repair Bird Holes in EIF's			\$2,237.50	\$ 584,694.94
01/08/19	Per Quote 000793 Rec Center Cameras			\$3,201.00	\$ 587,895.94
01/08/19	Paving Program Engineering, Bidding, and Construction			\$1,350.00	\$ 589,245.94
01/08/19	Men's Single and Two Tier Locker Refinishing			\$1,554.00	\$ 590,799.94
01/08/19	Tile Repair			\$310.00	\$ 591,109.94
01/22/19	Transfer from 001 (Difference will be made in February)	\$10,000.00			\$ 601,109.94
Total Revenues, Expenditures and Reimbursements		\$ 12,555.78	\$ 45,845.43	\$ 40,440.28	

**Monthly Investment Summary**  
**Medina City School District**  
**US Bank Custodian Acct Ending x70982**  
 January 31, 2019

Monthly Cash Flow Activity		Market Value Summary				
<b>From 12-31-18 through 01-31-19</b>		<b>Security Type</b>	<b>Market Value</b>	<b>Pct. Assets</b>	<b>Avg Yield at Cost</b>	<b>Wght Avg Mat</b>
Beginning Book Value	23,109,007.90	<b>Money Market Fund</b>				
Contributions	0.00	MONEY MARKET FUND	21,589.92	0.1	2.27	0.00
Withdrawals	0.00	<b>Fixed Income</b>				
Realized Gains/Losses	0.00	U.S. GOVERNMENT AGENCY NOTES	15,597,244.79	67.7	1.32	1.02
Gross Interest Earnings	21,471.94	U.S. TREASURY BILLS	4,431,304.07	19.2	2.46	0.27
Ending Book Value	23,130,479.84	U.S. TREASURY NOTES	2,924,358.78	12.7	2.58	0.61
		Accrued Interest	60,987.99	0.3		
		<b>TOTAL PORTFOLIO</b>	<b>23,035,485.56</b>	<b>100.0</b>	<b>1.70</b>	<b>0.82</b>

Maturity Distribution		Security Type Allocation	
<b>Distribution by Maturity</b> 			

**Disclosures:**

RedTree's internal accounting system is used as the source of the market value of this account. Although obtained from a source believed to be reliable, we cannot guarantee its accuracy. You should review all account statements provided by the custodian and compare with the statements provided by RedTree.

Questions? Call 888.596.2293 or email [info@redtreeinv.com](mailto:info@redtreeinv.com)

**Portfolio Holdings Report**  
**Medina City School District**  
**US Bank Custodian Acct Ending x70982**  
 January 31, 2019

Quantity	Cusip	Security Description	Moody's	S&P	Cost Basis	Market Value	Yield at Cost	Wtd Maturity	Purchase Date
<b>U.S. GOVERNMENT AGENCY NOTES</b>									
2,220,000	3137EADZ9	Federal Home Ln Mtg 1.125% Due 04-15-19	Aaa	AA+	2,219,267.40	2,213,968.26	1.14	0.21	03-21-16
2,500,000	3135G0K93	Federal Natl Mtg Assoc 1.250% Due 06-28-19	Aaa	AA+	2,500,000.00	2,487,337.50	1.25	0.41	06-28-16
2,140,000	3130A9EP2	Federal Home Ln Bank 1.000% Due 09-26-19	Aaa	AA+	2,139,807.40	2,118,529.38	1.00	0.64	09-30-16
40,000	3130A9EP2	Federal Home Ln Bank 1.000% Due 09-26-19	Aaa	AA+	39,946.20	39,598.68	1.05	0.64	10-31-16
2,420,000	3136G2RQ2	Federal Natl Mtg Assoc 1.400% Due 10-29-19	Aaa	AA+	2,420,000.00	2,399,371.92	1.40	0.73	10-29-15
1,270,000	3136G3J71	Federal Natl Mtg Assoc 1.420% Due 07-27-20	Aaa	AA+	1,270,000.00	1,247,204.77	1.42	1.46	07-27-16
1,520,000	3136G35C5	Federal Natl Mtg Assoc 1.400% Due 08-28-20	Aaa	AA+	1,520,000.00	1,491,971.20	1.40	1.54	08-30-16
2,130,000	3136G4AL7	Federal Natl Mtg Assoc 1.500% Due 09-30-20	Aaa	AA+	2,130,000.00	2,095,681.44	1.50	1.62	09-30-16
1,545,000	3136G34Y8	Federal Natl Mtg Assoc 1.600% Due 08-24-21	Aaa	AA+	1,545,000.00	1,503,581.64	1.60	2.47	08-30-16
Accrued Interest						57,209.79			
					15,784,021.00	15,654,454.58	1.32	1.02	
<b>U.S. TREASURY NOTES</b>									
1,600,000	912828R85	US Treasury Note 0.875% Due 06-15-19	Aaa	AA+	1,583,937.50	1,590,812.80	2.57	0.37	11-08-18
1,345,000	912828G95	US Treasury Note 1.625% Due 12-31-19	Aaa	AA+	1,333,021.09	1,333,545.98	2.60	0.90	01-24-19
Accrued Interest						3,778.20			
					2,916,958.59	2,928,136.98	2.58	0.61	
<b>U.S. TREASURY BILLS</b>									
1,000,000	912796RG6	US Treasury Bill 0.000% Due 04-11-19	P-1	A-1+	987,967.78	995,474.00	2.41	0.19	10-11-18
1,185,000	912796QC6	US Treasury Bill 0.000% Due 04-25-19	P-1	A-1+	1,173,309.57	1,178,606.92	2.44	0.23	11-29-18
2,275,000	912796RR2	US Treasury Bill 0.000% Due 05-30-19	P-1	A-1+	2,246,632.98	2,257,223.15	2.50	0.33	11-29-18
					4,407,910.33	4,431,304.07	2.46	0.27	
<b>MONEY MARKET FUND</b>									
	USBMMF	First American Treasury Obligations Fund			21,589.92	21,589.92	2.27		
<b>TOTAL PORTFOLIO</b>					23,130,479.84	23,035,485.56	1.70	0.82	

**Disclosures:**

RedTree's internal accounting system is used as the source of the market value of this account. Although obtained from a source believed to be reliable, we cannot guarantee its accuracy. You should review all account statements provided by the custodian and compare with the statements provided by RedTree.

Questions? Call 888.596.2293 or email [info@redtreeinv.com](mailto:info@redtreeinv.com)

Monthly Activity Reports  
Medina City School District  
US Bank Custodian Acct Ending x70982  
From 01-01-19 Through 01-31-19

**GROSS INTEREST INCOME**

Ex-Date	Pay-Date	Security	Amount
<b>U.S. GOVERNMENT AGENCY NOTES</b>			
01-28-19	01-28-19	Federal Natl Mtg Assoc 1.420% Due 07-27-20	9,017.00
<b>U.S. TREASURY NOTES</b>			
01-23-19	01-24-19	US Treasury Note 1.625% Due 12-31-19	-1,449.03
<b>U.S. TREASURY BILLS</b>			
01-24-19	01-24-19	US Treasury Bill 0.000% Due 01-24-19	13,885.49
<b>MONEY MARKET FUND</b>			
01-02-19	01-02-19	First American Treasury Obligations Fund	18.48
<b>GROSS INCOME</b>			<b>21,471.94</b>

**Disclosures:**

RedTree's internal accounting system is used as the source of the market value of this account. Although obtained from a source believed to be reliable, we cannot guarantee its accuracy. You should review all account statements provided by the custodian and compare with the statements provided by RedTree.

Questions? Call 888.596.2293 or email [info@redtreeinv.com](mailto:info@redtreeinv.com)

**Purchase and Sale**  
**Medina City School District**  
**US Bank Custodian Acct Ending x70982**  
 From 01-01-19 Through 01-31-19

Trade Date	Settle Date	Quantity	Security	Unit Price	Amount
<b>PURCHASES</b>					
01-23-2019	01-24-2019	1,345,000	US Treasury Note 1.625% Due 12-31-19	99.11	1,333,021.09
					<u>1,333,021.09</u>
<b>SALES</b>					
01-24-2019	01-24-2019	1,320,000	US Treasury Bill 0.000% Due 01-24-19	100.00	1,320,000.00
					<u>1,320,000.00</u>

**Disclosures:**

RedTree's internal accounting system is used as the source of the market value of this account. Although obtained from a source believed to be reliable, we cannot guarantee its accuracy. You should review all account statements provided by the custodian and compare with the statements provided by RedTree.

Questions? Call 888.596.2293 or email [info@redtreeinv.com](mailto:info@redtreeinv.com)

**Realized Gains/Losses**  
**Medina City School District**  
**US Bank Custodian Acct Ending x70982**  
 From 01-01-19 Through 01-31-19

Open Date	Close Date	Quantity	Security	Cost Basis	Proceeds	Gain Or Loss	
						Short Term	Long Term
TOTAL GAINS						0.00	0.00
TOTAL LOSSES						0.00	0.00
TOTAL REALIZED GAIN/LOSS						0.00	0.00

**Disclosures:**

RedTree's internal accounting system is used as the source of the market value of this account. Although obtained from a source believed to be reliable, we cannot guarantee its accuracy. You should review all account statements provided by the custodian and compare with the statements provided by RedTree.

Questions? Call 888.596.2293 or email [info@redtreeinv.com](mailto:info@redtreeinv.com)



ENV# CEBGPXQRBBJJSXJ\_BBBBB  
FIFTH THIRD SECURITIES, INC.  
MD 1MOB2A  
5050 KINGSLEY DRIVE  
CINCINNATI, OH 45263

MEDINA CITY SCHOOLS  
DAVID CHAMBERS  
739 WEYMOUTH RD  
MEDINA OH 44256



---

**STATEMENT FOR THE PERIOD JANUARY 1, 2019 TO JANUARY 31, 2019**

MEDINA CITY SCHOOLS - Corporation  
Account Number: [REDACTED]

---

By the courtesy of:  
LEE/CARTER/SAVAGE

---

For questions about your accounts:  
Local: 614 744 5496  
National: 800 228 8852

---

**TOTAL VALUE OF YOUR PORTFOLIO** **\$10,604,738.36**

---

**FOR YOUR INFORMATION**

Fifth Third Securities, Inc. Investments offered through Fifth Third Securities, Inc., member  
FINRA/SIPC

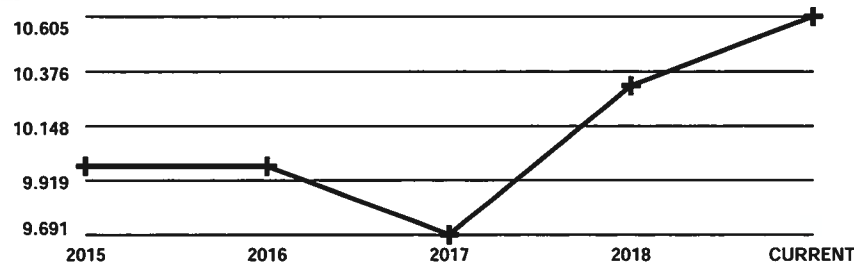
**Fifth Third Securities, Inc.**

MN\_CEBGPXQRBBJJSXJ\_BBBBB 20190131

---

**CHANGE IN VALUE OF YOUR PORTFOLIO**

\$ millions



*Change In Value Of Your Portfolio* information can be found in Miscellaneous Footnotes at the end of this statement.

Account carried with National Financial Services LLC, Member  
NYSE, SIPC

Statement for the Period January 1, 2019 to January 31, 2019

MEDINA CITY SCHOOLS - Corporation

Account Number: [REDACTED]



## Account Overview

<b>CHANGE IN ACCOUNT VALUE</b>	<i>Current Period</i>	<i>Year-to-Date</i>
BEGINNING VALUE	\$10,317,544.71	\$10,317,544.71
Additions and Withdrawals	\$237,172.08	\$237,172.08
Income	\$7,827.92	\$7,827.92
Taxes, Fees and Expenses	\$0.00	\$0.00
Change in Value	\$42,193.65	\$42,193.65
<b>ENDING VALUE (AS OF 01/31/19)</b>	<b>\$10,604,738.36</b>	<b>\$10,604,738.36</b>

Refer to Miscellaneous Footnotes for more information on Change in Value.


### INCOME

	<i>Current Period</i>	<i>Year-to-Date</i>
TAXABLE		
Taxable Dividends	\$9.55	\$9.55
Taxable Interest	\$7,818.37	\$7,818.37
<b>TOTAL TAXABLE</b>	<b>\$7,827.92</b>	<b>\$7,827.92</b>
<b>TOTAL INCOME</b>	<b>\$7,827.92</b>	<b>\$7,827.92</b>

Taxable income is determined based on information available to NFS at the time the statement was prepared, and is subject to change. Final information on taxation of interest and dividends is available on Form 1099-Div, which is mailed in February of the subsequent year.

### ACCOUNT ALLOCATION

U.S. Treasury / Agency Sec. 31.0%



	<i>Percent</i>	<i>Prior Period</i>	<i>Current Period</i>
CDs	69.0 %	\$7,032,059.71	\$7,316,761.36
U.S. Treasury / Agency Sec.	31.0	\$3,285,485.00	\$3,287,977.00
<b>TOTAL</b>	<b>100.0 %</b>	<b>\$10,317,544.71</b>	<b>\$10,604,738.36</b>

*Account Allocation* shows the percentage that each asset class represents of your total account value. *Account Allocation* for equities, fixed income, and other categories may include mutual funds and may be net of short positions. NFS has made assumptions concerning how certain mutual funds are allocated. Closed-end mutual funds and Exchange Traded Products (ETPs) listed on an exchange may be included in the equity allocation. The chart may not reflect your actual portfolio allocation. Consult your broker/dealer prior to making investment decisions.

Statement for the Period January 1, 2019 to January 31, 2019

MEDINA CITY SCHOOLS - Corporation

Account Number: [REDACTED]



## Account Overview *continued*

---

### MESSAGES AND ALERTS

Customers wishing to learn more about their investment professional can contact the FINRA BrokerCheck Hotline Number at 1-800-289-9999 or visit the FINRA Regulation website [www.finra.org](http://www.finra.org). Customers can also obtain an investor brochure that includes information describing the FINRA BrokerCheck program by contacting Brokerage Operations 1-888-889-1025.

Beginning in January 2019, National Financial Services will enhance the end-investor statement with the following changes. Payee details will be displayed within Activity Sections Description field for transactions that have associated Payee information. A summary level total of Short Dividends charged will be reported within the Account Overview section. Change in Value of Your Portfolio graph will show minimum and maximum scaling on the Y axis, include Negative values and, use clearer data points for information displayed.

Statement for the Period January 1, 2019 to January 31, 2019

MEDINA CITY SCHOOLS - Corporation

Account Number: [REDACTED]



# Holdings

NFS-provided cost basis, realized gain (loss) and holding period information may not reflect all adjustments necessary for tax purposes. Please refer to Footnotes and Cost Basis Information at the end of this statement for more information.

For additional information regarding your holdings, please refer to the footnotes at the end of the statement.

## FIXED INCOME - 100.00% of Total Account Value

**ALERT:** You have a fixed income position due to mature within the next 90 days.

For an explanation of fixed income pricing, please see the last page. Redemption schedule(s), bond rating(s), and other information are provided where available. If information does not appear regarding a particular investment, it is not available. The ratings on this statement are provided by Standard & Poor's and/or Moody's to rate the quality based on the respective rating agency's assessment. Ratings information from Standard & Poor's ("S&P") may not be reproduced. S&P credit ratings are statements of opinion and are not statements of fact or recommendations to purchase, hold, or sell securities, nor do they address the suitability of securities for investment purposes, and should not be relied on as investment advice. S&P does not guarantee the accuracy, completeness, timeliness or availability of any information, including ratings, and is not responsible for errors or omissions (negligent or otherwise). S&P gives no express or implied warranties, including but not limited to any warranties of merchantability or fitness for a particular purpose or use. S&P shall not be liable for any direct, indirect, incidental, exemplary, compensatory, punitive, special or consequential damages, costs, expenses, legal fees, or losses (including lost income or profits and opportunity costs) in connection with any use of ratings.

Description	Symbol/Cusip Account Type	Quantity	Estimated Price on 01/31/19	Estimated Current Market Value	Estimated Annual Income	Original/Adjusted Cost Basis	Unrealized Gain (Loss)
-------------	------------------------------	----------	-----------------------------------	--------------------------------------	----------------------------	---------------------------------	---------------------------

### CDs

Certificates of Deposit (CDs), including Market Indexed CDs and Market Linked CDs (collectively, MCDs) are generally shown at estimated market prices based upon a matrix or model pricing method that may not represent the actual price if sold prior to maturity. However, CDs and MCDs may be shown at face value for up to seven calendar days from date of issue if estimated market prices have not been received from a third party pricing vendor. The actual value of CDs and MCDs may be different from their purchase price. CDs and MCDs are subject to interest rate risk. The estimated market price reflected for MCDs may not be based on the actual closing value of the linked market index on the final maturity date and the market value of MCDs may not correspond directly to increases or decreases in the underlying linked market index. You may sell CDs or MCDs in the secondary market subject to market conditions. The secondary market for CDs and MCDs is generally illiquid. If sold prior to maturity, the value of MCDs may be less than the purchase amount or face value. The sale or redemption of any fixed income security prior to maturity may result in a substantial gain or loss, and an early withdrawal penalty may apply. Certain MCDs may only be redeemed on pre-specified liquidation dates and may have call features that allow the issuer to call the MCD prior to maturity. Certain Step Rate CDs are also subject to reinvestment risk if call provisions are exercised by the issuer and if a CD with a comparable rate is not available.

See sales materials or contact your broker/dealer for additional information.

<b>MB FINL BK NA CHIC. IL CD 1.30000%</b>	55266CUM6	250,000	\$0.99981	\$249,952.50	\$3,250.00	\$250,000.00	
02/08/2019 FDIC INSURED	CASH						
CPN PMT MONTHLY							
Next Interest Payable: 02/08/19							
Estimated Yield 1.30%							
Accrued Interest \$213.70							
Average Unit Cost \$1.00							
Adjusted Cost Basis						\$250,000.00	D (\$47.50)
<b>HARBORONE BK BROCKTON MA CD 1.40000%</b>	41166HAQ9	250,000	\$0.99955	\$249,887.50	\$3,500.00	\$250,000.00	

Fifth Third Securities, Inc.

Account carried with National Financial Services LLC, Member  
NYSE, SIPC

MN\_CEBGPXQRBBJSXJ\_BBBB 20190131

Statement for the Period January 1, 2019 to January 31, 2019

MEDINA CITY SCHOOLS - Corporation  
Account Number: [REDACTED]



FIXED INCOME *continued*

Description	Symbol/Cusip Account Type	Quantity	Estimated Price on 01/31/19	Estimated Current Market Value	Estimated Annual Income	Original/Adjusted Cost Basis	Unrealized Gain (Loss)
<b>HARBORONE BK BROCKTON MA CD 1.40000%</b>	<b>41166HAQ9</b>	<b>continued</b>					
02/21/2019 FDIC INSURED	CASH						
CPN PMT MONTHLY							
Next Interest Payable: 02/21/19							
Estimated Yield 1.40%							
Accrued Interest \$105.48							
Average Unit Cost \$1.00							
Adjusted Cost Basis						\$250,000.00 D	(\$112.50)
<b>WOORI AMER BK NEW YORK N Y CD 1.30000%</b>	<b>981059AW8</b>	<b>250,000</b>	<b>\$0.99941</b>	<b>\$249,852.50</b>	<b>\$3,250.00</b>	<b>\$250,000.00</b>	
02/24/2019 FDIC INSURED	CASH						
CPN PMT SEMI-ANNUAL							
ON AUG 24, FEB 24							
Next Interest Payable: 02/24/19							
Estimated Yield 1.30%							
Accrued Interest \$1433.56							
Average Unit Cost \$1.00							
Adjusted Cost Basis						\$250,000.00 D	(\$147.50)
<b>TRADITION CAP BK EDINA MINN CD 1.35000%</b>	<b>89269FCP8</b>	<b>250,000</b>	<b>\$0.99763</b>	<b>\$249,407.50</b>	<b>\$3,375.00</b>	<b>\$250,000.00</b>	
04/30/2019 FDIC INSURED	CASH						
CPN PMT MONTHLY							
Next Interest Payable: 02/28/19							
Estimated Yield 1.35%							
Accrued Interest \$36.99							
Average Unit Cost \$1.00							
Adjusted Cost Basis						\$250,000.00 D	(\$592.50)
<b>CAPITAL BK LITTLE ROCK CD 1.40000%</b>	<b>139797FV1</b>	<b>250,000</b>	<b>\$0.99727</b>	<b>\$249,317.50</b>	<b>\$3,500.00</b>	<b>\$250,000.00</b>	
05/17/2019 FDIC INSURED	CASH						
CPN PMT MONTHLY							
Next Interest Payable: 02/17/19							
Estimated Yield 1.40%							
Accrued Interest \$143.84							
Average Unit Cost \$1.00							
Adjusted Cost Basis						\$250,000.00 D	(\$682.50)
<b>FIFTH THIRD BK CINCINNATI STN CD</b>	<b>316777WA5</b>	<b>245,000</b>	<b>\$0.9996</b>	<b>\$244,902.00</b>		<b>\$245,000.00</b>	
2.25000% 05/30/2019 FDIC INSURED	CASH						
CPN PMT @ MATURITY							
ON MAY 30							
1ST CPN DTE 05/30/2019							

Fifth Third Securities, Inc.

Account carried with National Financial Services LLC, Member  
NYSE, SIPC

MN \_CEBGPXQRBBSXJ\_BBBBB 20190131

Statement for the Period January 1, 2019 to January 31, 2019

MEDINA CITY SCHOOLS - Corporation

Account Number: [REDACTED]



FIXED INCOME *continued*

Description	Symbol/Cusip Account Type	Quantity	Estimated Price on 01/31/19	Estimated Current Market Value	Estimated Annual Income	Original/Adjusted Cost Basis	Unrealized Gain (Loss)
<b>FIFTH THIRD BK CINCINNATI STN CD</b>	316777WA5	<i>continued</i>					
Accrued Interest \$3730.38							
Average Unit Cost \$1.00							
Adjusted Cost Basis						\$245,000.00 D	(\$98.00)
<b>STATE BK INDIA NEW YORK NY CD 1.60000%</b>	856285CB5	250,000	\$0.99697	\$249,242.50	\$4,000.00	\$250,000.00	
06/24/2019 FDIC INSURED	CASH						
CPN PMT SEMI-ANNUAL							
ON DEC 23, JUN 23							
Next Interest Payable: 06/23/19							
Estimated Yield 1.60%							
Accrued Interest \$438.36							
Average Unit Cost \$1.00							
Adjusted Cost Basis						\$250,000.00 D	(\$757.50)
<b>FIRST CENTY BK TAZEWEILL TENN CD 1.50000%</b>	319428AB4	250,000	\$0.99524	\$248,810.00	\$3,750.00	\$250,000.00	
08/09/2019 FDIC INSURED	CASH						
CPN PMT MONTHLY							
Next Interest Payable: 02/10/19							
Estimated Yield 1.50%							
Accrued Interest \$226.03							
Average Unit Cost \$1.00							
Adjusted Cost Basis						\$250,000.00 D	(\$1,190.00)
<b>SUMMIT CMNTY BK MOOREFIELD WV CD</b>	86604XLJ3	250,000	\$0.9921	\$248,025.00	\$3,625.00	\$250,000.00	
1.45000% 11/08/2019 FDIC INSURED	CASH						
CPN PMT MONTHLY							
Next Interest Payable: 02/08/19							
Estimated Yield 1.46%							
Accrued Interest \$238.36							
Average Unit Cost \$1.00							
Adjusted Cost Basis						\$250,000.00 D	(\$1,975.00)
<b>YADKIN VY BK &amp; TR CO ELKIN N C CD</b>	984308ET9	250,000	\$0.98981	\$247,452.50	\$3,750.00	\$250,000.00	
1.50000% 01/24/2020 FDIC INSURED	CASH						
CPN PMT MONTHLY							
Next Interest Payable: 02/25/19							
Estimated Yield 1.51%							
Accrued Interest \$71.92							
Average Unit Cost \$1.00							
Adjusted Cost Basis						\$250,000.00 D	(\$2,547.50)

Fifth Third Securities, Inc.

Account carried with National Financial Services LLC, Member  
NYSE, SIPC

MN\_CEBGPXQRBBSXJ\_BBBBB 20190131



Statement for the Period January 1, 2019 to January 31, 2019

MEDINA CITY SCHOOLS - Corporation  
Account Number: [REDACTED]



FIXED INCOME *continued*

Description	Symbol/Cusip Account Type	Quantity	Estimated Price on 01/31/19	Estimated Current Market Value	Estimated Annual Income	Original/Adjusted Cost Basis	Unrealized Gain (Loss)
<b>WORLDS FOREMOST BK SYDNEY NEB CD</b> 1.75000% 01/27/2020 FDIC INSURED CPN PMT MONTHLY Next Interest Payable: 02/26/19 Estimated Yield 1.76% Accrued Interest \$57.53 Average Unit Cost \$1.00 Adjusted Cost Basis	981571CX8 CASH	200,000	\$0.99218	\$198,436.00	\$3,500.00	\$200,000.00	
						\$200,000.00	D (\$1,564.00)
<b>WELLS FARGO BANK NATL ASSN CD 1.75000%</b> 02/03/2020 FDIC INSURED CPN PMT MONTHLY Next Interest Payable: 02/01/19 Estimated Yield 1.76% Accrued Interest \$371.58 Average Unit Cost \$1.00 Adjusted Cost Basis	949763EG7 CASH	250,000	\$0.992	\$248,000.00	\$4,375.00	\$250,000.00	
						\$250,000.00	D (\$2,000.00)
<b>TIAA FSB JACKSONVILLE FLA 1.95000%</b> 11/23/2020 CD FDIC INSURED CPN PMT SEMI-ANNUAL ON MAY 21, NOV 21 Next Interest Payable: 05/21/19 Estimated Yield 1.97% Accrued Interest \$950.10 Average Unit Cost \$1.00 Adjusted Cost Basis	87270LAW3 CASH	247,000	\$0.98649	\$243,663.03	\$4,816.50	\$247,000.00	
						\$247,000.00	D (\$3,336.97)
<b>ALLY BK MIDVALE UTAH CD 2.50000%</b> 02/01/2021 FDIC INSURED CPN PMT SEMI-ANNUAL ON AUG 01, FEB 01 Next Interest Payable: 02/01/19 Estimated Yield 2.51% Accrued Interest \$3087.67 Average Unit Cost \$1.00 Adjusted Cost Basis	02007GAU7 CASH	245,000	\$0.99502	\$243,779.90	\$6,125.00	\$245,000.00	
						\$245,000.00	D (\$1,220.10)
<b>PRIME ALLIANCE BK UTAH CD 2.30000%</b> 03/15/2021 FDIC INSURED CPN PMT MONTHLY	74160NFW5 CASH	245,000	\$0.99011	\$242,576.95	\$5,635.00	\$245,000.00	

Fifth Third Securities, Inc.

Account carried with National Financial Services LLC, Member  
NYSE, SIPC

MN\_CEBGPXQRBBSXJ\_BBBBB 20190131

Statement for the Period January 1, 2019 to January 31, 2019

MEDINA CITY SCHOOLS - Corporation  
Account Number: [REDACTED]



FIXED INCOME *continued*

Description	Symbol/Cusip Account Type	Quantity	Estimated Price on 01/31/19	Estimated Current Market Value	Estimated Annual Income	Original/Adjusted Cost Basis	Unrealized Gain (Loss)
<b>PRIME ALLIANCE BK UTAH CD 2.30000%</b>	74160NFW5	<i>continued</i>					
Next Interest Payable: 02/13/19							
Estimated Yield 2.32%							
Accrued Interest \$293.33							
Average Unit Cost \$1.00							
Adjusted Cost Basis						\$245,000.00 D	(\$2,423.05)
<b>CAPITAL ONE BK USA NATL ASSN CD 2.25000%</b>	1404202B5	245,000	\$0.98173	\$240,523.85	\$5,512.50	\$243,858.30	
04/19/2021 FDIC INSURED	CASH						
CPN PMT SEMI-ANNUAL							
ON OCT 19, APR 19							
Next Interest Payable: 04/19/19							
Estimated Yield 2.29%							
Accrued Interest \$1585.79							
Average Unit Cost \$1.00							
Adjusted Cost Basis						\$243,858.30 D	(\$3,334.45)
<b>THIRD FED SVGS &amp;LN ASSN OF CD 2.50000%</b>	88413QBZ0	245,000	\$0.99289	\$243,258.05	\$6,125.00	\$245,000.00	
05/28/2021 FDIC INSURED	CASH						
CPN PMT SEMI-ANNUAL							
ON AUG 28, FEB 28							
Next Interest Payable: 02/28/19							
Estimated Yield 2.51%							
Accrued Interest \$2634.59							
Average Unit Cost \$1.00							
Adjusted Cost Basis						\$245,000.00 D	(\$1,741.95)
<b>KS STATEBANK MANHATTAN KS CD 2.50000%</b>	50116CBX6	245,000	\$0.99234	\$243,123.30	\$6,125.00	\$245,000.00	
06/21/2021 FDIC INSURED	CASH						
CPN PMT MONTHLY							
Next Interest Payable: 02/21/19							
Estimated Yield 2.51%							
Accrued Interest \$184.59							
Average Unit Cost \$1.00							
Adjusted Cost Basis						\$245,000.00 D	(\$1,876.70)
<b>FIRST CHOICE BK CERRITOS CALIF CD</b>	319461BJ7	250,000	\$0.98559	\$246,397.50	\$3,750.00	\$250,000.00	
1.50000% 06/30/2021 FDIC INSURED	CASH						
CPN PMT MONTHLY							
Next Interest Payable: 02/28/19							
CALLABLE ON 02/28/2019 @ 100.0000							
STEP COUPON							

Fifth Third Securities, Inc.

Account carried with National Financial Services LLC, Member  
NYSE, SIPC

MN \_CEBGPXQRBBSXJ\_BBBBB 20190131

Statement for the Period January 1, 2019 to January 31, 2019

MEDINA CITY SCHOOLS - Corporation

Account Number: [REDACTED]



FIXED INCOME *continued*

Description	Symbol/Cusip Account Type	Quantity	Estimated Price on 01/31/19	Estimated Current Market Value	Estimated Annual Income	Original/Adjusted Cost Basis	Unrealized Gain (Loss)
<b>FIRST CHOICE BK CERRITOS CALIF CD</b> RESET FREQUENCY TERM MODE NEXT RESET 06/29/2019 @ 2.25000 Estimated Yield 1.52% Accrued Interest \$10.27 Average Unit Cost \$1.00 Adjusted Cost Basis	319461BJ7	<i>continued</i>				\$250,000.00 D	(\$3,602.50)
<b>NORTHPOINTE BK GRAND RAPIDS MI CD</b> 2.55000% 07/19/2021 FDIC INSURED CPN PMT MONTHLY Next Interest Payable: 02/19/19 Estimated Yield 2.56% Accrued Interest \$222.51 Average Unit Cost \$1.00 Adjusted Cost Basis	666613GN8 CASH	245,000	\$0.99294	\$243,270.30	\$6,247.50	\$245,000.00 D	(\$1,729.70)
<b>SECURITY FED BK AIKEN S C CD 2.40000%</b> 08/09/2021 FDIC INSURED CPN PMT MONTHLY Next Interest Payable: 02/07/19 CALLABLE ON 02/07/2019 @ 100.0000 Estimated Yield 2.42% Accrued Interest \$402.74 Average Unit Cost \$1.00 Adjusted Cost Basis	81423LCE0 CASH	245,000	\$0.98888	\$242,275.60	\$5,880.00	\$245,000.00 D	(\$2,724.40)
<b>CELTIC BK SALT LAKE CITY UTAH CD</b> 2.85000% 08/24/2021 FDIC INSURED CPN PMT MONTHLY Next Interest Payable: 02/24/19 Estimated Yield 2.85% Accrued Interest \$153.04 Average Unit Cost \$1.00 Adjusted Cost Basis	15118RPT8 CASH	245,000	\$0.99962	\$244,906.90	\$6,982.50	\$245,000.00 D	(\$93.10)
<b>FIRSTTRUST SVGS BK PA CD 2.55000%</b> 09/13/2021 FDIC INSURED CPN PMT MONTHLY Next Interest Payable: 02/12/19 Estimated Yield 2.57% Accrued Interest \$342.33	337630BJ5 CASH	245,000	\$0.99178	\$242,986.10	\$6,247.50	\$245,000.00	

Fifth Third Securities, Inc.

Account carried with National Financial Services LLC, Member  
NYSE, SIPC

MN\_CEBGPXQRBBJSXJ\_BBBBB 20190131

Statement for the Period January 1, 2019 to January 31, 2019

MEDINA CITY SCHOOLS - Corporation  
Account Number: [REDACTED]



FIXED INCOME *continued*

Description	Symbol/Cusip Account Type	Quantity	Estimated Price on 01/31/19	Estimated Current Market Value	Estimated Annual Income	Original/Adjusted Cost Basis	Unrealized Gain (Loss)
<b>FIRSTRUST SVGS BK PA CD 2.55000%</b>	337630BJ5	<i>continued</i>					
Average Unit Cost \$1.00							
Adjusted Cost Basis						\$245,000.00 D	(\$2,013.90)
<b>MEDALLION BK UTAH CD 2.45000% 02/16/2022</b>	58404DBD2	245,000	\$0.98524	\$241,383.80	\$6,002.50	\$245,000.00	
FDIC INSURED	CASH						
CPN PMT MONTHLY							
Next Interest Payable: 02/16/19							
Estimated Yield 2.48%							
Accrued Interest \$263.12							
Average Unit Cost \$1.00							
Adjusted Cost Basis						\$245,000.00 D	(\$3,616.20)
<b>HSBC BK USA N A MC LEAN VA CD 1.75000%</b>	40434YFM4	250,000	\$0.99661	\$249,152.50	\$4,375.00	\$250,000.00	
02/17/2022 FDIC INSURED	CASH						
CPN PMT QUARTERLY							
ON MAY 17, AUG 17, NOV 17, FEB 17							
Next Interest Payable: 02/17/19							
CALLABLE ON 02/17/2019 @ 100.0000							
STEP COUPON							
RESET FREQUENCY TERM MODE							
NEXT RESET 02/17/2019 @ 2.30000							
Estimated Yield 1.75%							
Accrued Interest \$898.97							
Average Unit Cost \$1.00							
Adjusted Cost Basis						\$250,000.00 D	(\$847.50)
<b>NORTHFIELD BK STATEN ISLAND NY CD</b>	66612ACG1	245,000	\$0.98516	\$241,364.20	\$6,002.50	\$245,000.00	
2.45000% 02/22/2022 FDIC INSURED	CASH						
CPN PMT SEMI-ANNUAL							
ON AUG 21, FEB 21							
Next Interest Payable: 02/21/19							
Estimated Yield 2.48%							
Accrued Interest \$2697.01							
Average Unit Cost \$1.00							
Adjusted Cost Basis						\$245,000.00 D	(\$3,635.80)
<b>BRIDGEWATER BK BLOOMINGTON MN CD</b>	108622GY1	245,000	\$1.00034	\$245,083.30	\$7,595.00	\$245,000.00	
3.10000% 08/15/2022 FDIC INSURED	CASH						
CPN PMT MONTHLY							
Next Interest Payable: 02/15/19							
CALLABLE ON 02/15/2019 @ 100.0000							

Fifth Third Securities, Inc.

Account carried with National Financial Services LLC, Member  
NYSE, SIPC

MN \_CEBGPXQRBBSXJ\_BBBBB 20190131

Statement for the Period January 1, 2019 to January 31, 2019

MEDINA CITY SCHOOLS - Corporation  
Account Number: [REDACTED]



FIXED INCOME *continued*

Description	Symbol/Cusip Account Type	Quantity	Estimated Price on 01/31/19	Estimated Current Market Value	Estimated Annual Income	Original/Adjusted Cost Basis	Unrealized Gain (Loss)
<b>BRIDGEWATER BK BLOOMINGTON MN CD</b>	108622GY1	<i>continued</i>					
Estimated Yield 3.09%							
Accrued Interest \$353.74							
Average Unit Cost \$1.00							
Adjusted Cost Basis						\$245,000.00 D	\$83.30
<b>JPMORGAN CHASE BK CD 2.00000% 08/16/2022</b>	48126YDE0	248,000	\$0.98004	\$243,049.92	\$4,960.00	\$248,000.00	
FDIC INSURED	CASH						
CPN PMT SEMI-ANNUAL							
ON FEB 16, AUG 16							
Next Interest Payable: 02/16/19							
CALLABLE ON 02/16/2019 @ 100.0000							
STEP COUPON							
RESET FREQUENCY TERM MODE							
NEXT RESET 08/16/2021 @ 4.00000							
Estimated Yield 2.04%							
Accrued Interest \$2282.96							
Average Unit Cost \$1.00							
Adjusted Cost Basis						\$248,000.00 D	(\$4,950.08)
<b>FIRST ST BK DEQUEEN ARK CD 1.75000%</b>	336460CJ7	248,000	\$0.96952	\$240,440.96	\$4,340.00	\$248,000.00	
08/31/2022 FDIC INSURED	CASH						
CPN PMT MONTHLY							
Next Interest Payable: 02/28/19							
CALLABLE ON 02/28/2019 @ 100.0000							
STEP COUPON							
RESET FREQUENCY TERM MODE							
NEXT RESET 08/31/2019 @ 2.00000							
Estimated Yield 1.80%							
Average Unit Cost \$1.00							
Adjusted Cost Basis						\$248,000.00 D	(\$7,559.04)
<b>STATE BK INDIA CHICAGO ILL CD 3.50000%</b>	856283G91	245,000	\$1.00506	\$246,239.70	\$8,575.00	\$245,000.00	
01/18/2024 FDIC INSURED	CASH						
CPN PMT SEMI-ANNUAL							
ON JUL 18, JAN 18							
1ST CPN DTE 07/18/2019							
Next Interest Payable: 07/18/19							
CALLABLE ON 07/18/2019 @ 100.0000							
Estimated Yield 3.48%							
Accrued Interest \$328.90							
Average Unit Cost \$1.00							

Fifth Third Securities, Inc.

Account carried with National Financial Services LLC, Member  
NYSE, SIPC

MN \_CEBGPXQRBBJSXJ\_BBBBB 20190131

Statement for the Period January 1, 2019 to January 31, 2019

MEDINA CITY SCHOOLS - Corporation  
Account Number: [REDACTED]



FIXED INCOME *continued*

Description	Symbol/Cusip Account Type	Quantity	Estimated Price on 01/31/19	Estimated Current Market Value	Estimated Annual Income	Original/Adjusted Cost Basis	Unrealized Gain (Loss)
STATE BK INDIA CHICAGO ILL CD 3.50000%	856283G91	<i>continued</i>					
Adjusted Cost Basis						\$245,000.00 D	\$1,239.70
<b>Total CDs</b>		<b>7,373,000</b>		<b>\$7,316,761.36</b>	<b>\$145,171.50</b>	<b>\$7,371,858.30</b>	<b>(\$55,096.94)</b>
<b>U.S. Treasury / Agency Securities</b>							
FEDERAL HOME LOAN BANKS BOND 2.15000%	3130ADEZ1	400,000	\$99.308	\$397,232.00	\$8,600.00	\$399,416.00	
08/07/2020	CASH						
MOODY'S Aaa /S&P AA+							
CPN PMT SEMI-ANNUAL							
ON AUG 07, FEB 07							
Next Interest Payable: 02/07/19							
CALLABLE ON 02/07/2019 @ 100.0000							
Accrued Interest \$4156.67							
Average Unit Cost \$99.85							
Adjusted Cost Basis						\$399,416.00 D	(\$2,184.00)
FEDERAL NATL MTG ASSN NOTE 1.50000%	3136G3AN5	500,000	\$99.553	\$497,765.00	\$7,500.00	\$495,225.00	
03/16/2021	CASH						
MOODY'S Aaa /S&P AA+							
CPN PMT SEMI-ANNUAL							
ON SEP 16, MAR 16							
Next Interest Payable: 03/16/19							
CALLABLE ON 03/16/2019 @ 100.0000							
STEP COUPON							
RESET FREQUENCY TERM MODE							
NEXT RESET 03/16/2019 @ 1.75000							
Accrued Interest \$2812.50							
Average Unit Cost \$99.05							
Adjusted Cost Basis						\$495,225.00 D	\$2,540.00
Unrealized Market Discount Income	\$155.17 Q						
FEDERAL HOME LN MTG CORP MTN 2.65000%	3134GSEG6	700,000	\$100.005	\$700,035.00	\$18,550.00	\$700,000.00	
11/24/2021	CASH						
MOODY'S Aaa /S&P AA+							
CPN PMT SEMI-ANNUAL							
ON MAY 24, NOV 24							
Next Interest Payable: 05/24/19							
CALLABLE ON 02/24/2019 @ 100.0000							
Accrued Interest \$3452.36							
Average Unit Cost \$100.00							

Fifth Third Securities, Inc.

Account carried with National Financial Services LLC, Member  
NYSE, SIPC

MN \_CEBGPXQRBBSXJ\_BBBBB 20190131



Statement for the Period January 1, 2019 to January 31, 2019

MEDINA CITY SCHOOLS - Corporation  
Account Number: [REDACTED]



FIXED INCOME *continued*

Description	Symbol/Cusip Account Type	Quantity	Estimated Price on 01/31/19	Estimated Current Market Value	Estimated Annual Income	Original/Adjusted Cost Basis	Unrealized Gain (Loss)
<b>FEDERAL HOME LN MTG CORP MTN 2.65000%</b>	3134GSEG6	<b>continued</b>					
Adjusted Cost Basis						\$700,000.00 D	\$35.00
<b>FEDERAL HOME LN MTG CORP MTN 2.35000%</b>	3134GBCW0	700,000	\$99.445	\$696,115.00	\$16,450.00	\$693,189.00	
03/29/2022 CASH MOODY'S Aaa /S&P AA+ CPN PMT SEMI-ANNUAL ON SEP 29, MAR 29 Next Interest Payable: 03/29/19 CALLABLE ON 03/29/2019 @ 100.0000 Accrued Interest \$5574.72 Average Unit Cost \$99.03 Adjusted Cost Basis						\$693,189.00 D	\$2,926.00
<b>FEDERAL HOME LN MTG CORP MTN 2.00000%</b>	3134GBMW9	500,000	\$99.387	\$496,935.00	\$10,000.00	\$496,250.00	
05/24/2022 CASH MOODY'S Aaa /S&P AA+ CPN PMT SEMI-ANNUAL ON NOV 24, MAY 24 Next Interest Payable: 05/24/19 CALLABLE ON 02/24/2019 @ 100.0000 STEP COUPON RESET FREQUENCY TERM MODE NEXT RESET 05/24/2019 @ 2.50000 Accrued Interest \$1861.11 Average Unit Cost \$99.25 Adjusted Cost Basis						\$496,250.00 D	\$685.00
<b>FEDERAL HOME LOAN BANKS BOND 2.00000%</b>	3130ADGG1	500,000	\$99.979	\$499,895.00	\$10,000.00	\$500,000.00	
02/15/2023 CASH MOODY'S Aaa /S&P AA+ CPN PMT SEMI-ANNUAL ON AUG 15, FEB 15 Next Interest Payable: 02/15/19 CALLABLE ON 02/15/2019 @ 100.0000 STEP COUPON RESET FREQUENCY TERM MODE NEXT RESET 02/15/2019 @ 3.00000 Accrued Interest \$4611.11 Average Unit Cost \$100.00							

Fifth Third Securities, Inc.

Account carried with National Financial Services LLC, Member  
NYSE, SIPC

MN \_CEBGPXQRBBJSXJ\_BBBBB 20190131

Statement for the Period January 1, 2019 to January 31, 2019

MEDINA CITY SCHOOLS - Corporation

Account Number: [REDACTED]



FIXED INCOME *continued*

Description	Symbol/Cusip Account Type	Quantity	Estimated Price on 01/31/19	Estimated Current Market Value	Estimated Annual Income	Original/Adjusted Cost Basis	Unrealized Gain (Loss)
FEDERAL HOME LOAN BANKS BOND 2.000000%	3130ADGG1	<i>continued</i>					
Adjusted Cost Basis						\$500,000.00 D	(\$105.00)
<b>Total U.S. Treasury / Agency Securities</b>		<b>3,300,000</b>		<b>\$3,287,977.00</b>	<b>\$71,100.00</b>	<b>\$3,284,080.00</b>	<b>\$3,897.00</b>
<b>Total Fixed Income</b>		<b>10,673,000</b>		<b>\$10,604,738.36</b>	<b>\$216,271.50</b>	<b>\$10,655,938.30</b>	<b>(\$51,199.94)</b>
<b>Total Securities</b>				<b>\$10,604,738.36</b>	<b>\$216,271.50</b>	<b>\$10,655,938.30</b>	<b>(\$51,199.94)</b>
<b>TOTAL PORTFOLIO VALUE</b>				<b>\$10,604,738.36</b>	<b>\$216,271.50</b>	<b>\$10,655,938.30</b>	<b>(\$51,199.94)</b>

## Activity

NFS-provided cost basis, realized gain (loss) and holding period information may not reflect all adjustments necessary for tax purposes. Please refer to Footnotes and Cost Basis Information at the end of this statement for more information.

PURCHASES, SALES, AND REDEMPTIONS

Settlement Date	Account Type	Transaction	Description	Quantity	Amount	Total Cost Basis	Realized Gain (Loss)
<b>Securities Purchased</b>							
01/18/19	CASH	YOU BOUGHT	STATE BK INDIA CHICAGO ILL CD 3.50000% 01/18/2024 FACT SHEET TO FOLLOW SOLICITED ORDER @ 100	245,000	(\$245,000.00)	\$245,000.00	
<b>Total Securities Purchased</b>					<b>(\$245,000.00)</b>		

ACTIVITY > CORE FUND ACTIVITY

Settlement Date	Account Type	Transaction	Description	Quantity	Amount
01/02/19	CASH	YOU BOUGHT	FEDERATED TREASURY OBLIGATIONS IS @ 1	381.13	(\$381.13)
01/07/19	CASH	YOU BOUGHT	FEDERATED TREASURY OBLIGATIONS IS @ 1	499.4	(\$499.40)

Fifth Third Securities, Inc.

Account carried with National Financial Services LLC, Member  
NYSE, SIPC

MN \_CEBGPXQRBBJSXJ\_BBBBB 20190131

Statement for the Period January 1, 2019 to January 31, 2019

MEDINA CITY SCHOOLS - Corporation

Account Number: [REDACTED]



ACTIVITY> CORE FUND ACTIVITY *continued*

Settlement Date	Account Type	Transaction	Description	Quantity	Amount
01/08/19	CASH	YOU BOUGHT	FEDERATED TREASURY OBLIGATIONS IS @ 1	583.91	(\$583.91)
01/10/19	CASH	YOU BOUGHT	FEDERATED TREASURY OBLIGATIONS IS @ 1	318.49	(\$318.49)
01/14/19	CASH	YOU BOUGHT	FEDERATED TREASURY OBLIGATIONS IS @ 1	1,009.2	(\$1,009.20)
01/15/19	CASH	YOU BOUGHT	FEDERATED TREASURY OBLIGATIONS IS @ 1	645.05	(\$645.05)
01/16/19	CASH	YOU BOUGHT	FEDERATED TREASURY OBLIGATIONS IS @ 1	509.8	(\$509.80)
01/17/19	CASH	YOU BOUGHT	FEDERATED TREASURY OBLIGATIONS IS @ 1	297.26	(\$297.26)
01/22/19	CASH	YOU BOUGHT	FEDERATED TREASURY OBLIGATIONS IS @ 1	1,348.08	(\$1,348.08)
01/24/19	CASH	YOU BOUGHT	FEDERATED TREASURY OBLIGATIONS IS @ 1	593.03	(\$593.03)
01/25/19	CASH	YOU BOUGHT	FEDERATED TREASURY OBLIGATIONS IS @ 1	318.49	(\$318.49)
01/28/19	CASH	YOU BOUGHT	FEDERATED TREASURY OBLIGATIONS IS @ 1	297.26	(\$297.26)
01/30/19	CASH	YOU BOUGHT	FEDERATED TREASURY OBLIGATIONS IS @ 1	371.58	(\$371.58)
01/31/19	CASH	YOU SOLD	FEDERATED TREASURY OBLIGATIONS IS @ 1	(7,172.68)	\$7,172.68
<b>TOTAL CORE FUND ACTIVITY</b>					<b>\$0.00</b>

Fifth Third Securities, Inc.

MN \_CEBGPXQRBBJSXJ\_BBBBBB 20190131

Account carried with National Financial Services LLC, Member  
NYSE, SIPC

Statement for the Period January 1, 2019 to January 31, 2019

MEDINA CITY SCHOOLS - Corporation

Account Number: [REDACTED]



ACTIVITY > ADDITIONS AND WITHDRAWALS > DEPOSITS

Date	Account Type	Transaction	Description	Quantity	Amount
<b>Deposits</b>					
01/18/19	CASH	WIRE TRANS FROM BANK	WR41743664		\$245,000.00
<b>Total Deposits</b>					<b>\$245,000.00</b>

ACTIVITY > ADDITIONS AND WITHDRAWALS > OTHER ADDITIONS AND WITHDRAWALS

Date	Account Type	Transaction	Description	Quantity	Amount
<b>Other Additions and Withdrawals</b>					
01/31/19	CASH	WIRE TRANS TO BANK	WD56928254 [REDACTED]		(\$7,827.92)
<b>Total Other Additions and Withdrawals</b>					<b>(\$7,827.92)</b>

**TOTAL ADDITIONS AND WITHDRAWALS** **\$237,172.08**

ACTIVITY > INCOME > TAXABLE INCOME

Settlement Date	Account Type	Transaction	Description	Quantity	Amount
<b>Taxable Dividends</b>					
12/31/18	CASH	DIVIDEND RECEIVED	FEDERATED TREASURY OBLIGATIONS IS DIVIDEND RECEIVED		\$9.55
<b>Total Taxable Dividends</b>					<b>\$9.55</b>
<b>Taxable Interest</b>					
01/01/19	CASH	INTEREST	WELLS FARGO BANK NATL ASSN CD 1.75000% 02/03/2020		\$371.58
01/07/19	CASH	INTEREST	SECURITY FED BK AIKEN S C CD 2.40000% 08/09/2021		\$499.40
01/08/19	CASH	INTEREST	MB FINL BK NA CHIC. IL CD 1.30000% 02/08/2019		\$276.03

Fifth Third Securities, Inc.

Account carried with National Financial Services LLC, Member NYSE, SIPC

MN\_CEBGPXQRBBJSXJ\_BBBBBB 20190131

Statement for the Period January 1, 2019 to January 31, 2019

MEDINA CITY SCHOOLS - Corporation  
Account Number: [REDACTED]



ACTIVITY> INCOME > TAXABLE INCOME *continued*

Settlement Date	Account Type	Transaction	Description	Quantity	Amount
01/08/19	CASH	INTEREST	SUMMIT CMNTY BK MOOREFIELD WV CD 1.45000% 11/08/2019		\$307.88
01/10/19	CASH	INTEREST	FIRST CENY BK TAZEWEILL TENN CD 1.50000% 08/09/2019		\$318.49
01/12/19	CASH	INTEREST	FIRSTRUST SVGS BK PA CD 2.55000% 09/13/2021		\$530.61
01/13/19	CASH	INTEREST	PRIME ALLIANCE BK UTAH CD 2.30000% 03/15/2021		\$478.59
01/15/19	CASH	INTEREST	BRIDGEWATER BK BLOOMINGTON MN CD 3.10000% 08/15/2022		\$645.05
01/16/19	CASH	INTEREST	MEDALLION BK UTAH CD 2.45000% 02/16/2022		\$509.80
01/17/19	CASH	INTEREST	CAPITAL BK LITTLE ROCK CD 1.40000% 05/17/2019		\$297.26
01/19/19	CASH	INTEREST	NORTHPOINTE BK GRAND RAPIDS MI CD 2.55000% 07/19/2021		\$530.61
01/21/19	CASH	INTEREST	HARBORONE BK BROCKTON MA CD 1.40000% 02/21/2019		\$297.26
01/21/19	CASH	INTEREST	KS STATEBANK MANHATTAN KS CD 2.50000% 06/21/2021		\$520.21
01/24/19	CASH	INTEREST	CELTIC BK SALT LAKE CITY UTAH CD 2.85000% 08/24/2021		\$593.03
01/25/19	CASH	INTEREST	YADKIN VY BK &TR CO ELKIN N C CD 1.50000% 01/24/2020		\$318.49
01/26/19	CASH	INTEREST	WORLDS FOREMOST BK SYDNEY NEB CD 1.75000% 01/27/2020		\$297.26
01/30/19	CASH	INTEREST	FIRST CHOICE BK CERRITOS CALIF CD 1.50000% 06/30/2021		\$371.58
01/31/19	CASH	INTEREST	FIRST ST BK DEQUEEN ARK CD 1.75000% 08/31/2022		\$368.60
01/31/19	CASH	INTEREST	TRADITION CAP BK EDINA MINN CD 1.35000% 04/30/2019		\$286.64

Fifth Third Securities, Inc.

Account carried with National Financial Services LLC, Member  
NYSE, SIPC

MN \_CEBGPXQRBBJSXJ\_BBBBB 20190131

Statement for the Period January 1, 2019 to January 31, 2019

MEDINA CITY SCHOOLS - Corporation

Account Number: [REDACTED]



**ACTIVITY > INCOME > TAXABLE INCOME** *continued*

Settlement Date	Account Type	Transaction	Description	Quantity	Amount
<b>Total Taxable Interest</b>					<b>\$7,818.37</b>
<b>Total Taxable Income</b>					<b>\$7,827.92</b>
<b>TOTAL INCOME</b>					<b>\$7,827.92</b>

## Footnotes and Cost Basis Information

Amortization, accretion and similar adjustments to cost basis have been provided for many fixed income securities (and some bond-like equities), however, they are not provided for certain types, such as short-term instruments, Unit Investment Trusts, foreign fixed income securities, or those that are subject to early prepayment of principal (pay downs). Where current year premium or acquisition premium amortization is provided, the prior years' cumulative amortization is reflected in the adjusted cost basis, but we cannot provide a breakdown or the total of such prior amortization amounts.

NFS is required to report certain cost basis and related information to the IRS on the Form 1099-B. Your official 1099-B forms for certain transactions will reflect which lots have been sold for tax purposes. To apply a specific identification cost basis method to 1099-B reporting, appropriate instructions must be on file with NFS or be received by NFS before the trade has settled. Absent such instructions, NFS determines cost basis at the time of sale based on its default methods of average cost for open-end mutual funds and first-in, first-out (FIFO) for all other (including ETFs) unless your broker dealer has elected to use another default method. NFS applies FIFO (or other disposal method, if applicable) based on its records, which may be different from yours. For transactions that are not subject to 1099-B cost basis reporting, you should refer to your trade confirmations and other applicable records to determine which lots were considered sold for tax purposes.

While NFS must meet IRS requirements with respect to certain information required to be reported to the IRS, NFS-provided cost basis, realized gain and loss, and holding period information may not reflect all adjustments necessary for your tax reporting purposes. NFS makes no warranties with respect to and specifically disclaims any liability arising out of a customer's use of, or any tax position taken in reliance upon, such information.

For investments in partnerships, NFS does not make any adjustments to cost basis information as the calculation of basis in such investments requires supplemental information from the partnership on its income and distributions during the period you held your investment. Partnerships usually provide this additional information on a Form K-1 issued by April 15th of the following year.

Consult your tax advisor for further information.

Cost basis and gain/loss information is provided as a service to corporate accounts. The information listed in the year-to-date gain/loss summary section is based on a calendar year (January - December). If your business/entity has a fiscal year end other than December 31st for tax purposes, the year-to-date information will not apply. If you have questions about your tax situation, consult your tax advisor.

**D - Adjusted cost basis** reflects any cumulative original issue discount, premium, or acquisition premium, and it assumes such amounts were amortized by the taxpayer over the life of the security from acquisition date through disposition date. For securities still held, maturity date was used instead of disposition date. Premium amortization was calculated using the yield-to-maturity method. Acquisition premium was calculated using the ratable accrual method. If applicable, adjusted cost basis reflects market discount accretion which was calculated using the straight-line method and was recognized at disposition date. Gain/loss displayed for this transaction was based on cost basis as adjusted for premium and discount as stated above and does not reflect any losses disallowed because of wash sales (if applicable). The adjusted cost basis may not reflect all adjustments necessary for tax reporting purposes and may also not apply if you are using an alternative amortization calculation method. Refer to IRS Publication 550, Investment Income and Expenses, for additional information. **Q - Unrealized Market discount income** was calculated using the straight-line method from acquisition date through statement period ending date. Our calculation assumes the taxpayer has elected to defer recognizing the market discount until sale (disposition). Other elections

Fifth Third Securities, Inc.

Account carried with National Financial Services LLC, Member  
NYSE, SIPC

MN\_CEBGPXQRBBJSXJ\_BBBBB 20190131



# Brokerage

## Account Statement

January 1, 2019 - January 31, 2019

Account Number [REDACTED]

MEDINA CITY SCHOOLS  
739 WEYMOUTH RD  
MEDINA OH 44256-2037**Your Account Executive:**  
ANDREW CARDINALI

### Portfolio at a Glance

	This Period
<b>BEGINNING ACCOUNT VALUE</b>	<b>\$16,234,608.62</b>
Deposits (Cash & Securities)	245,000.00
Withdrawals (Cash & Securities)	-520,419.62
Dividends, Interest and Other Income	38,695.31
<b>Net Change in Portfolio<sup>1</sup></b>	<b>54,522.63</b>
<b>ENDING ACCOUNT VALUE</b>	<b>\$16,052,406.94</b>
Estimated Annual Income	\$374,305.50

<sup>1</sup> Net Change in Portfolio is the difference between the ending account value and beginning account value after activity.

### Asset Summary

Percent	Asset Type	Last Period	This Period
1%	Cash, Money Funds, and Bank Deposits	11.51	11,287.20
99%	Fixed Income	16,234,597.11	16,041,119.74
100%	<b>Account Total</b>	<b>\$16,234,608.62</b>	<b>\$16,052,406.94</b>

Please review your allocation periodically with your Account Executive.

### Client Service Information

**Your Account Executive:** ATT  
ANDREW CARDINALI**Contact Information****E-Mail Address:**  
customerservice@mbssecurities.com**Client Service Information****Service Hours:** Weekdays 09:00 a.m. - 05:00 p.m. (EST)  
**Client Service Telephone Number:** (800) 967-9045  
**Web Site:** WWW.MBSSECURITIES.COM

## Your Account Information

### INVESTMENT OBJECTIVE

Investment Objective: NONE SPECIFIED

Please discuss your investment objective with your Account Executive.

### TAX LOT DEFAULT DISPOSITION METHOD

Default Method for Mutual Funds: First In First Out

Default Method for Stocks in a Dividend Reinvestment Plan: First In First Out

Default Method for all Other Securities: First In First Out

### BOND AMORTIZATION ELECTIONS

Amortize premium on taxable bonds based on Constant Yield Method: Yes

Accrual market discount method for all other bond types: Constant Yield Method

Include market discount in income annually: No

### ELECTRONIC DELIVERY

Your electronic delivery selections for account communications are listed below:

#### Electronic Delivery

Enrollment	Communication
------------	---------------

<input checked="" type="checkbox"/>	Statements and Reports
-------------------------------------	------------------------

<input checked="" type="checkbox"/>	Trade Confirmations
-------------------------------------	---------------------

<input checked="" type="checkbox"/>	Tax Documents
-------------------------------------	---------------

<input checked="" type="checkbox"/>	Notifications
-------------------------------------	---------------

<input checked="" type="checkbox"/>	Prospectus
-------------------------------------	------------

<input checked="" type="checkbox"/>	Proxy/Shareholder Communications
-------------------------------------	----------------------------------

You have not enrolled any of the above documents for electronic delivery. Please log in to your account to make any changes to your preferences.

## Income and Expense Summary

	Current Period		Year-to-Date	
	Taxable	Non Taxable	Taxable	Non Taxable
<b>Interest Income</b>				
Other Interest	38,695.31	0.00	38,695.31	0.00
<b>Total Dividends, Interest, Income and Expenses</b>	<b>\$38,695.31</b>	<b>\$0.00</b>	<b>\$38,695.31</b>	<b>\$0.00</b>

## Portfolio Holdings

Description	Quantity	Opening Balance	Closing Balance	Accrued Income	30-Day Yield
<b>CASH, MONEY FUNDS, AND BANK DEPOSITS 1.00% of Portfolio</b>					
Cash Balance		11.51	11,287.20		



January 1, 2019 - January 31, 2019  
MEDINA CITY SCHOOLS

## Portfolio Holdings (continued)

Description	Quantity	Opening Balance	Closing Balance	Accrued Income	30-Day Yield
<b>CASH, MONEY FUNDS, AND BANK DEPOSITS (continued)</b>					
<b>TOTAL CASH, MONEY FUNDS, AND BANK DEPOSITS</b>		\$11.51	\$11,287.20	\$0.00	

Description	Quantity	Market Price	Market Value	Accrued Interest	Estimated Annual Income	Estimated Yield
<b>FIXED INCOME 99.00% of Portfolio (In Maturity Date Sequence)</b>						
<b>Certificates of Deposit</b>						
CATHAY BK LOS ANGELES CALIF CTF DEP ACT/365 MONTHLY 1.700% 03/07/19 B/E DTD 09/07/17 1ST CPN DTE 10/07/17 Security Identifier: 149159LG8	248,000.000	99.9510	247,878.48	277.22	4,216.00	1.70%
WASHINGTON TR CO WESTERLY R I CTF DEP ACT/365 SEMI-ANNUALLY 1.600% 03/08/19 B/E DTD 09/08/17 Security Identifier: 940637JJ1	248,000.000	99.9410	247,853.68	1,576.33	3,968.00	1.60%
BANK HOPE LOS ANGELES CA CTF DEP ACT/365 MONTHLY 1.600% 03/22/19 B/E DTD 09/22/17 1ST CPN DTE 10/22/17 Security Identifier: 062683AN7	248,000.000	99.9140	247,786.72	97.84	3,968.00	1.60%
LAKE CITY BK WARSAW IND CTF DEP ACT/365 MONTHLY 1.600% 03/22/19 B/E DTD 03/22/17 1ST CPN DTE 04/22/17 Security Identifier: 508176CH5	249,000.000	99.9140	248,785.86	98.24	3,984.00	1.60%
PEOPLES BK EWING VA CTF DEP ACT/365 MONTHLY 1.700% 03/28/19 B/E DTD 12/28/17 1ST CPN DTE 01/28/18 Security Identifier: 710347AK1	248,000.000	99.9160	247,791.68	34.65	4,216.00	1.70%
WHITNEY BK GULFPORT MS CTF DEP ACT/365 SEMI-ANNUALLY 1.650% 04/22/19 B/E DTD 04/20/17 1ST CPN DTE 10/20/17 Security Identifier: 966594AY9	248,000.000	99.8590	247,650.32	1,154.73	4,092.00	1.65%



## Portfolio Holdings (continued)

Description	Quantity	Market Price	Market Value	Accrued Interest	Estimated Annual Income	Estimated Yield
<b>FIXED INCOME (continued)</b>						
<b>Certificates of Deposit (continued)</b>						
UBS BK USA SALT LAKE CITY UT CTF DEP ACT/365 MONTHLY 2.150% 04/30/19 B/E DTD 04/30/18 1ST CPN DTE 05/30/18 Security Identifier: 90348JCL2	248,000.000	99.9620	247,905.76	14.61	5,332.00	2.15%
CITY NATL BK FLA MIAMI CTF DEP ACT/365 AT-MATURITY 2.200% 05/24/19 B/E DTD 05/24/18 1ST CPN DTE 05/24/19 Security Identifier: 17801DDTO	244,000.000	99.9480	243,873.12	3,706.13	5,368.00	2.20%
FIRST BK SOUTH PINES NORTH CAROLINA CTF DEP ACT/365 1.700% 05/31/19 B/E DTD 05/31/17 1ST CPN DTE 06/30/17 Security Identifier: 31931TEL5	247,000.000	99.7880	246,476.36	0.00	4,199.00	1.70%
MIDLAND STS BK EFFINGHAM ILL CTF DEP ACT/365 1.850% 06/14/19 B/E DTD 12/14/17 CALLABLE Security Identifier: 59774QFG2	248,000.000	99.8140	247,538.72	213.69	4,588.00	1.85%
FIDELITY BK NEW ORLEANS LA CTF DEP ACT/365 MONTHLY 1.900% 07/19/19 B/E DTD 01/19/18 1ST CPN DTE 02/19/18 Security Identifier: 31617CAH6	248,000.000	99.7720	247,434.56	154.92	4,712.00	1.90%
COMENITY CAP BK SALT LAKE CITY UTAH CTF DEP ACT/365 1.700% 07/24/19 B/E DTD 07/24/17 1ST CPN DTE 08/24/17 Security Identifier: 20033AVA1	248,000.000	99.6670	247,174.16	80.85	4,216.00	1.70%
UNITY BK CLINTON NJ CTF DEP ACT/365 MONTHLY 1.950% 07/30/19 B/E DTD 01/30/18 1ST CPN DTE 02/28/18 Security Identifier: 91330ABJ5	248,000.000	99.7770	247,446.96	39.75	4,836.00	1.95%
SOUTHWEST NATL BK WICHITA KANS CTF DEP ACT/365 MONTHLY 2.000% 08/02/19 B/E DTD 02/02/18 1ST CPN DTE 03/02/18 Security Identifier: 845182BE3	248,000.000	99.7980	247,499.04	394.08	4,960.00	2.00%
MORGAN STANLEY PRIVATE BK NATL ASSN PUR N Y CTF DEP ACT/365 1.700% 08/05/19 B/E DTD 08/03/17 Security Identifier: 61760ACL1	248,000.000	99.6420	247,112.16	2,090.67	4,216.00	1.70%



January 1, 2019 - January 31, 2019  
 MEDINA CITY SCHOOLS

**Portfolio Holdings (continued)**

Description	Quantity	Market Price	Market Value	Accrued Interest	Estimated Annual Income	Estimated Yield
<b>FIXED INCOME (continued)</b>						
<b>Certificates of Deposit (continued)</b>						
STERLING BK POPLAR BLUFF MO CTF DEP ACT/365 MONTHLY 1.750% 08/08/19 B/E DTD 09/08/17 1ST CPN DTE 10/08/17 Security Identifier: 85916VCD5	248,000.000	99.6590	247,154.32	273.48	4,340.00	1.75%
CAPITAL ONE NATL ASSN MCLEAN VA CTF DEP ACT/365 1.700% 08/23/19 B/E DTD 08/23/17 1ST CPN DTE 02/23/18 Security Identifier: 14042RHJ3	248,000.000	99.5990	247,005.52	1,859.66	4,216.00	1.70%
ENERBANK USA SALT LAKE CITY UTAH CTF DEP ACT/365 MONTHLY 1.700% 09/16/19 B/E DTD 09/15/17 1ST CPN DTE 10/15/17 Security Identifier: 29266N6E2	248,000.000	99.5390	246,856.72	184.81	4,216.00	1.70%
BANKERS BK OKLA CITY CTF DEP ACT/365 MONTHLY 1.700% 09/20/19 B/E DTD 09/20/17 1ST CPN DTE 10/20/17 Security Identifier: 06610QDM0	248,000.000	99.5290	246,831.92	127.06	4,216.00	1.70%
FIRST NATL BK LONG IS N Y CTF DEP ACT/365 MONTHLY 2.300% 09/30/19 B/E DTD 03/28/18 1ST CPN DTE 04/28/18 Security Identifier: 329864AB8	248,000.000	99.9000	247,752.00	46.88	5,704.00	2.30%
MAGNOLIA BK INC KY CTF DEP ACT/365 MONTHLY 1.750% 10/11/19 B/E DTD 10/12/17 CALLABLE Security Identifier: 559582AA9	248,000.000	99.5090	246,782.32	225.92	4,340.00	1.75%
MERRICK BK SOUTH JORDAN UTAH CTF DEP ACT/365 MONTHLY 1.700% 10/30/19 B/E DTD 10/30/17 1ST CPN DTE 11/30/17 Security Identifier: 59013JD22	248,000.000	99.4240	246,571.52	11.55	4,216.00	1.70%
BELMONT BK & TR CO CHICAGO IL CTF DEP ACT/365 MONTHLY 1.700% 11/06/19 B/E DTD 11/06/17 1ST CPN DTE 12/06/17 Security Identifier: 08016PCP2	248,000.000	99.4060	246,526.88	288.77	4,216.00	1.71%

## Portfolio Holdings (continued)

Description	Quantity	Market Price	Market Value	Accrued Interest	Estimated Annual Income	Estimated Yield
<b>FIXED INCOME (continued)</b>						
<b>Certificates of Deposit (continued)</b>						
KEARNY BK NEW JERSEY CTF DEP ACT/365 SEMI-ANNUALLY 1.700% 11/15/19 B/E DTD 11/15/17 1ST CPN DTE 05/15/18 Security Identifier: 48714LAE9	247,000.000	99.3860	245,483.42	885.82	4,199.00	1.71%
UMPQUA BK ROSEBURG ORE CTF DEP ACT/365 SEMIANNUAL 2.500% 11/25/19 B/E DTD 05/25/18 1ST CPN DTE 11/25/18 Security Identifier: 90421MCF8	246,000.000	100.0000	246,000.00	1,128.90	6,150.00	2.50%
KENNEBEC SVGS BK AUGUSTA ME CTF DEP ACT/365 SEMI-ANNUALLY 1.700% 11/29/19 B/E DTD 11/28/17 Security Identifier: 489265AW8	247,000.000	99.3460	245,384.62	736.26	4,199.00	1.71%
PINNACLE BK NASHVILLE TENN CTF DEP ACT/365 MONTHLY 2.550% 12/16/19 B/E DTD 06/15/18 1ST CPN DTE 07/15/18 Security Identifier: 72345SGZ8	248,000.000	100.0300	248,074.40	277.22	6,324.00	2.54%
NATIONWIDE BK COLUMBUS OHIO CTF DEP ACT/365 MONTHLY 1.850% 02/28/20 B/E DTD 11/30/17 1ST CPN DTE 12/30/17 Security Identifier: 63861NAK1	248,000.000	99.2330	246,097.84	12.57	4,588.00	1.86%
LIVE OAK BKG CO WILMINGTON N C CTF DEP ACT/365 2.400% 03/09/20 B/E DTD 03/09/18 1ST CPN DTE 04/01/18 Security Identifier: 538036DK7	248,000.000	99.8100	247,528.80	489.21	5,952.00	2.40%
STATE BK INDIA LOS ANGELES CALIF CTF DEP ACT/365 SEMI-ANNUALLY 2.500% 03/20/20 B/E DTD 03/21/18 Security Identifier: 85628YBG2	246,000.000	99.9090	245,776.14	2,224.11	6,150.00	2.50%
STIFEL BK & TR ST LOUIS MO CTF DEP ACT/365 2.550% 03/30/20 B/E DTD 03/29/18 1ST CPN DTE 04/29/18 Security Identifier: 86063QAD7	248,000.000	99.9590	247,898.32	34.65	6,324.00	2.55%
WEBBANK SALT LAKE CITY UTAH CTF DEP ACT/365 MONTHLY 1.850% 03/30/20 B/E DTD 09/28/17 CALLABLE Security Identifier: 947547JQ9	248,000.000	99.1550	245,904.40	37.71	4,588.00	1.86%





January 1, 2019 - January 31, 2019  
MEDINA CITY SCHOOLS

**Portfolio Holdings (continued)**

Description	Quantity	Market Price	Market Value	Accrued Interest	Estimated Annual Income	Estimated Yield
<b>FIXED INCOME (continued)</b>						
<b>Certificates of Deposit (continued)</b>						
ISRAEL DISC BK NEW YORK N Y CTF DEP ACT/365 SEMI-ANNUALLY 2.700% 05/04/20 DTD 05/04/18 Security Identifier: 465076KG1	246,000.000	100.1140	246,280.44	1,601.36	6,642.00	2.69%
MERCANTILE BK MICH GRAND RAPIDS CTF DEP ACT/365 SEMI-ANNUALLY 2.750% 06/01/20 B/E DTD 06/01/18 Security Identifier: 58740XZM5	246,000.000	100.1660	246,408.36	1,130.59	6,765.00	2.74%
ALLEGIANCE BK HOUSTON TEX CTF DEP ACT/365 SEMI-ANNUALLY 2.800% 06/15/20 B/E DTD 06/13/18 Security Identifier: 01748DBC9	246,000.000	100.2280	246,560.88	924.69	6,888.00	2.79%
ENTERPRISE BK & TR CLAYTON MO CTF DEP ACT/365 2.800% 06/22/20 B/E DTD 06/22/18 1ST CPN DTE 07/22/18 Security Identifier: 29367SHX5	248,000.000	100.2290	248,567.92	171.22	6,944.00	2.79%
FIRST FINL BK CINCINNATI OH CTF DEP ACT/365 SEMI-ANNUALLY 2.900% 06/26/20 B/E DTD 12/26/18 Security Identifier: 32021SFP6	246,000.000	100.3620	246,890.52	703.63	7,134.00	2.88%
FIRST REP BK SAN FRANCISCO CALIF NEW CTF DEP ACT/365 2.750% 07/27/20 B/E DTD 07/27/18 1ST CPN DTE 01/27/19 Security Identifier: 33616CAZ3	246,000.000	100.1420	246,349.32	74.14	6,765.00	2.74%
MORGAN STANLEY BK N A SALT LAKE CITY UTAH CTF DEP ACT/365 SEMI-ANNUALLY 2.750% 08/03/20 B/E DTD 08/02/18 Security Identifier: 61747M4K4	248,000.000	100.1380	248,342.24	3,400.66	6,820.00	2.74%
BANK AMER NA CHARLOTTE NC CTF DEP ACT/365 SEMI-ANNUALLY 2.750% 08/17/20 DTD 08/15/18 Security Identifier: 06051VB70	246,000.000	100.1290	246,317.34	3,132.29	6,765.00	2.74%

## Portfolio Holdings (continued)

Description	Quantity	Market Price	Market Value	Accrued Interest	Estimated Annual Income	Estimated Yield
<b>FIXED INCOME (continued)</b>						
<b>Certificates of Deposit (continued)</b>						
ORIENTAL BK BROKED INSTL CTF DEP ACT/365 2.800% 09/14/20 B/E DTD 09/12/18 1ST CPN DTE 03/12/19 Security Identifier: 68621KCC3	246,000.000	100.1880	246,462.48	2,660.84	6,888.00	2.79%
CONNECTONE BK ENGLEWOOD CLIFFS N J CTF DEP ACT/365 MONTHLY 2.800% 09/18/20 B/E DTD 09/19/18 Security Identifier: 20786ACJ2	248,000.000	100.1890	248,468.72	228.30	6,944.00	2.79%
BARCLAYS BK DEL RETAIL CTF DEP 3A2 PROGRAM BOOK ENTRY INSTL CTF DEP 1.950% 09/21/20 B/E DTD 09/20/17 Security Identifier: 06740KKUO	247,000.000	98.8350	244,122.45	1,755.05	4,816.50	1.97%
MAIN STR BK BINGHAM FARMS MI CTF DEP ACT/365 2.900% 10/05/20 B/E DTD 10/04/18 1ST CPN DTE 11/04/18 Security Identifier: 56035BBN5	248,000.000	100.3430	248,850.64	532.01	7,192.00	2.89%
WEX BK MIDVALE UTAH CTF DEP ACT/365 SEMI-ANNUALLY 2.000% 10/19/20 B/E DTD 10/18/17 1ST CPN DTE 04/18/18 Security Identifier: 92937CGB8	247,000.000	98.8330	244,117.51	1,421.10	4,940.00	2.02%
GOLDMAN SACHS BK USA NEW YORK CTF DEP ACT/365 SEMI-ANNUALLY 2.050% 11/23/20 B/E DTD 11/22/17 Security Identifier: 38148PTD9	247,000.000	98.8250	244,097.75	971.08	5,063.50	2.07%
BLACKRIDGEBANK FARGO N D CTF DEP ACT/365 MONTHLY 2.100% 12/22/20 B/E DTD 12/22/17 CALLABLE Security Identifier: 09248ABG4	248,000.000	98.8310	245,100.88	128.42	5,208.00	2.12%
MERCANTIL BK NATL ASSN CORAL GABLES FLA CTF DEP ACT/365 MONTHLY 2.200% 12/29/20 B/E DTD 12/29/17 Security Identifier: 58733AES4	248,000.000	98.9950	245,507.60	29.90	5,456.00	2.22%
DISCOVER BK GEENWOOD DEL CTF DEP ACT/365 2.500% 02/01/21 B/E DTD 01/31/18 1ST CPN DTE 07/31/18 CPN PMT SEMI ANNUAL Security Identifier: 254673LX2	246,000.000	99.5010	244,772.46	0.00	6,150.00	2.51%





January 1, 2019 - January 31, 2019  
 MEDINA CITY SCHOOLS

## Portfolio Holdings (continued)

Description	Quantity	Market Price	Market Value	Accrued Interest	Estimated Annual Income	Estimated Yield
<b>FIXED INCOME (continued)</b>						
<b>Certificates of Deposit (continued)</b>						
FIRST NATL BK MCGREGOR TEX CTF DEP ACT/365 MONTHLY 2.650% 02/01/21 B/E DTD 01/31/19 1ST CPN DTE 02/28/19 Security Identifier: 32112UCU3	245,000.000	99.7910	244,487.95	0.00	6,492.50	2.65%
CITIBANK NATL ASSN SIOUX FALLS S D CTF DEP ACT/365 SEMI-ANNUALLY 2.700% 03/29/21 B/E DTD 03/29/18 Security Identifier: 17312QH77	246,000.000	99.8170	245,549.82	2,256.46	6,642.00	2.70%
SYNCHRONY BK RETAIL CTF DEP PROGRAM BOOK ENTRY FIDELITY INSTL CTF DEP 2.700% 04/13/21 B/E DTD 04/13/18 Security Identifier: 87165FUN2	246,000.000	99.7960	245,498.16	1,965.30	6,642.00	2.70%
TOWNEBANK PORTSMOUTH VA CTF DEP ACT/365 SEMI-ANNUALLY 2.800% 04/30/21 B/E DTD 04/30/18 1ST CPN DTE 10/30/18 Security Identifier: 89214PBL2	246,000.000	99.9890	245,972.94	1,755.02	6,888.00	2.80%
CTBC BK CORP USA LOS ANGELES CALIF CTF DEP ACT/365 3.000% 06/15/21 B/E DTD 06/15/18 1ST CPN DTE 12/15/18 Security Identifier: 12651HAB5	246,000.000	100.3890	246,956.94	950.30	7,380.00	2.98%
HERITAGE BK HOPKINSVILLE KY CTF DEP ACT/365 MONTHLY 3.000% 06/21/21 B/E DTD 06/19/18 1ST CPN DTE 07/19/18 Security Identifier: 42724JEG6	248,000.000	100.3890	248,964.72	244.60	7,440.00	2.98%
FIRST BK HIGHLAND PK ILL CTF DEP ACT/365 SEMI-ANNUALLY 3.100% 06/29/21 B/E DTD 06/29/18 CALLABLE 03/29/19 Security Identifier: 319141KT3	246,000.000	100.1350	246,332.10	689.47	7,626.00	3.09%
CHIPPEWA VY BK WINTER WIS CTF DEP ACT/365 MONTHLY 3.000% 07/06/21 B/E DTD 07/06/18 1ST CPN DTE 08/06/18 Security Identifier: 169894AP7	248,000.000	100.3770	248,934.96	509.59	7,440.00	2.98%

## Portfolio Holdings (continued)

Description	Quantity	Market Price	Market Value	Accrued Interest	Estimated Annual Income	Estimated Yield
<b>FIXED INCOME (continued)</b>						
<b>Certificates of Deposit (continued)</b>						
BMW BK NORTH AMER SALT LAKE CITY UTAH CTF DEP ACT/365 SEMI-ANNUALLY 3.000% 07/13/21 B/E DTD 07/13/18 Security Identifier: 05580ANK6	246,000.000	100.3680	246,905.28	363.95	7,380.00	2.98%
COMMUNITY FINL SVCS BK BENTON KY CTF DEP ACT/365 MONTHLY 3.000% 07/26/21 B/E DTD 07/25/18 CALLABLE Security Identifier: 20364ACD5	248,000.000	100.0520	248,128.96	122.30	7,440.00	2.99%
SECURITY ST BK FARWELL TEX CTF DEP ACT/365 MONTHLY 3.000% 08/09/21 B/E DTD 08/08/18 CALLABLE 02/08/19 Security Identifier: 81500JAN3	248,000.000	100.0890	248,220.72	468.82	7,440.00	2.99%
PEOPLES SEC BK & TR CO SCRANTON PA CTF DEP ACT/365 3.050% 08/31/21 B/E DTD 08/31/18 1ST CPN DTE 02/28/19 Security Identifier: 712303AB2	248,000.000	100.0290	248,071.92	3,170.66	7,564.00	3.04%
FIRST NATL BK DAMARISCOTTA ME CTF DEP ACT/365 3.150% 10/25/21 B/E DTD 10/25/18 CALLABLE 10/25/19 Security Identifier: 32117BCM8	248,000.000	100.5240	249,299.52	128.42	7,812.00	3.13%
UNITED BANKERS BK BLOOMINGTON MINN CTF DEP ACT/365 MONTHLY 3.250% 12/20/21 B/E DTD 12/19/18 CALLABLE 12/19/19 Security Identifier: 909557JA9	248,000.000	100.6810	249,688.88	264.99	8,060.00	3.22%
BMO HARRIS BK NATL ASSN CHICAGO ILL CTF DEP ACT/365 QUARTERLY 3.000% 01/28/22 B/E DTD 01/28/19 Security Identifier: 05581WK53	245,000.000	100.1520	245,372.40	60.41	7,350.00	2.99%
SALLIE MAE BK SALT LAKE CITY UT CTF DEP ACT/365 SEMI-ANNUALLY 2.650% 01/31/23 B/E DTD 01/31/18 Security Identifier: 795450J71	246,000.000	98.2440	241,680.24	0.00	6,519.00	2.69%
<b>Total Certificates of Deposit:</b>	16,071,000.000		\$16,041,119.74	\$50,593.86	\$374,305.50	
<b>TOTAL FIXED INCOME</b>	16,071,000.000		\$16,041,119.74	\$50,593.86	\$374,305.50	
			<b>Market Value</b>	<b>Accrued Interest</b>	<b>Estimated Annual Income</b>	
<b>Total Portfolio Holdings</b>			<b>\$16,052,406.94</b>	<b>\$50,593.86</b>	<b>\$374,305.50</b>	



January 1, 2019 - January 31, 2019  
MEDINA CITY SCHOOLS**Portfolio Holdings Disclosures****Pricing**

This section includes the net market value of the securities in your account on a settlement date basis, including short positions, at the close of the statement period. The market prices, unless otherwise noted, have been obtained from independent vendor services, which we believe to be reliable. Market prices do not constitute a bid or an offer, and may differ from the actual sale price. Securities for which a price is not available are marked "N/A" and are omitted from the Total. THE AS OF PRICE DATE ONLY APPEARS WHEN THE PRICE DATE DOES NOT EQUAL THE STATEMENT DATE.

**Estimated Annual Figures**

The estimated annual income (EAI) and estimated annual yield (EAY) figures are estimates and for informational purposes only. These figures are not considered to be a forecast or guarantee of future results. These figures are computed using information from providers believed to be reliable; however, no assurance can be made as to the accuracy. Since interest and dividend rates are subject to change at any time, and may be affected by current and future economic, political, and business conditions, they should not be relied on for making investment, trading, or tax decisions. These figures assume that the position quantities, interest and dividend rates, and prices remain constant. A capital gain or return of principal may be included in the figures for certain securities, thereby overstating them. Refer to [www.pershing.com/disclosures](http://www.pershing.com/disclosures) for specific details as to formulas used to calculate the figures. Accrued interest represents interest earned but not yet received.

**Reinvestment**

The dollar amount of Mutual Fund distributions, Money Market Fund dividend income, Bank Deposit interest income, or dividends for other securities shown on your statement may have been reinvested. You will not receive confirmation of these reinvestments. Upon written request to your financial institution, information pertaining to these transactions, including the time of execution and the name of the person from whom your security was purchased, may be obtained. In dividend reinvestment transactions, Pershing acts as your agent and receives payment for order flow.

**Option Disclosure**

Information with respect to commissions and other charges incurred in connection with the execution of option transactions has been included in confirmations previously furnished to you. A summary of this information is available to you promptly upon your written request directed to your introducing firm. In order to assist your introducing firm in maintaining current background and financial information concerning your option accounts, please promptly advise them in writing of any material change in your investment objectives or financial situation. Expiring options which are valuable are exercised automatically pursuant to the exercise by exception procedure of the Options Clearing Corporation. Additional information regarding this procedure is available upon written request to your introducing firm.

**Certificates of Deposit**

Please be advised that the secondary market for CDs is generally illiquid; the actual value of CDs may be different from their purchase price; and a significant loss of principal could result if your CDs are sold prior to maturity. In the event that the CDs listed above do not indicate a market valuation, an accurate market value could not be determined. In the event that a price is listed above for your CDs, Pershing has obtained a price from sources deemed to be reliable or has priced your CDs using a matrix formula. Prices are estimates and the actual value you may obtain for your CD may be different if you elect to sell your CD in the secondary market.

**Foreign Currency Transactions**

Pershing will execute foreign currency transactions as principal for your account. Pershing may automatically convert foreign currency to or from U.S. dollars for dividends and similar corporate action transactions unless you instruct your financial organization otherwise. Pershing's currency conversion rate will not exceed the highest interbank conversion rate identified from customary banking sources on the conversion date or the prior business day, increased by up to 1%, unless a particular rate is required by applicable law. Your financial organization may also increase the currency conversion rate. This conversion rate may differ from rates in effect on the date you executed a transaction, incurred a charge, or received a credit. Transactions converted by agents (such as depositories) will be billed at the rates such agents use.



## Portfolio Holdings Disclosures (continued)

### Proxy Vote

Securities not fully paid for in your margin account may be lent by Pershing to itself or others in accordance with the terms outlined in the Margin Agreement. The right to vote your shares held on margin may be reduced by the amount of shares on loan. The Proxy Voting Instruction Form sent to you may reflect a smaller number of shares entitled to vote than the number of shares in your margin account.

## Activity Summary (All amounts shown are in base currency)

	Credits This Period	Debits This Period	Net This Period	Credits Year-to-Date	Debits Year-to-Date	Net Year-to-Date
<b>Securities</b>						
Securities Bought	0.00	-490,000.00	-490,000.00	0.00	-490,000.00	-490,000.00
<b>Total Securities</b>	<b>\$0.00</b>	<b>-\$490,000.00</b>	<b>-\$490,000.00</b>	<b>\$0.00</b>	<b>-\$490,000.00</b>	<b>-\$490,000.00</b>
<b>Dividends and Interest</b>	<b>\$38,695.31</b>	<b>\$0.00</b>	<b>\$38,695.31</b>	<b>\$38,695.31</b>	<b>\$0.00</b>	<b>\$38,695.31</b>
<b>Distributions</b>	<b>\$738,000.00</b>	<b>\$0.00</b>	<b>\$738,000.00</b>	<b>\$738,000.00</b>	<b>\$0.00</b>	<b>\$738,000.00</b>
<b>Cash</b>						
Withdrawals	0.00	-520,419.62	-520,419.62	0.00	-520,419.62	-520,419.62
Deposits	245,000.00	0.00	245,000.00	245,000.00	0.00	245,000.00
<b>Total Cash</b>	<b>\$245,000.00</b>	<b>-\$520,419.62</b>	<b>-\$275,419.62</b>	<b>\$245,000.00</b>	<b>-\$520,419.62</b>	<b>-\$275,419.62</b>
<b>Totals</b>	<b>\$1,021,695.31</b>	<b>-\$1,010,419.62</b>	<b>\$11,275.69</b>	<b>\$1,021,695.31</b>	<b>-\$1,010,419.62</b>	<b>\$11,275.69</b>

## Transactions by Type of Activity

Process/ Settlement Date	Trade/ Transaction Date	Activity Type	Description	Quantity	Price	Accrued Interest	Amount	Currency
<b>Securities Bought and Sold</b>								
01/28/19	01/08/19	PURCHASED 05581WK53	BMO HARRIS BK NATL ASSN CHICAGO ILL CTF DEP ACT/365 QUARTERLY 3.000% 01/28/22 B/E DTD 01/28/19 CLB YLD 3.000 TO MAT	245,000.000	100.0000		-245,000.00	USD
01/31/19	01/31/19	PURCHASED 32112UCU3	FIRST NATL BK MCGREGOR TEX CTF DEP ACT/365 MONTHLY 2.650% 02/01/21 B/E DTD 01/31/19 YLD 2.650 TO MAT	245,000.000	100.0000		-245,000.00	USD
<b>Total Securities Bought and Sold</b>						<b>\$0.00</b>	<b>-\$490,000.00</b>	<b>USD</b>
<b>Dividends and Interest</b>								
01/02/19		BOND INTEREST RECEIVED 538036DK7	248000 LIVE OAK BKG CO WILMINGTON N C CTF DEP ACT/365 2.400% 03/09/20 B/E DTD 03/09/18 RD 12/17 PD 01/01/19				505.51	USD
01/02/19		BOND INTEREST RECEIVED 845182BE3	248000 SOUTHWEST NATL BK WICHITA KANS CTF DEP ACT/365 MONTHLY 2.000% 08/02/19 B/E DTD 02/02/18 RD 12/18 PD 01/02/19				421.26	USD



January 1, 2019 - January 31, 2019  
MEDINA CITY SCHOOLS

### Transactions by Type of Activity (continued)

Process/ Settlement Date	Trade/ Transaction Date	Activity Type	Description	Quantity	Price	Accrued Interest	Amount	Currency
<b>Dividends and Interest (continued)</b>								
01/04/19		BOND INTEREST RECEIVED 56035BBN5	248000 MAIN STR BK BINGHAM FARMS MI CTF DEP ACT/365 2.900% 10/05/20 B/E DTD 10/04/18 RD 12/20 PD 01/04/19				610.83	USD
01/07/19		BOND INTEREST RECEIVED 08016PCP2	248000 BELMONT BK & TR CO CHICAGO IL CTF DEP ACT/365 MONTHLY 1.700% 11/06/19 B/E DTD 11/06/17 RD 12/22 PD 01/06/19				358.07	USD
01/07/19		BOND INTEREST RECEIVED 149159LG8	248000 CATHAY BK LOS ANGELES CALIF CTF DEP ACT/365 MONTHLY 1.700% 03/07/19 B/E DTD 09/07/17 RD 12/23 PD 01/07/19				358.07	USD
01/07/19		BOND INTEREST RECEIVED 169894AP7	248000 CHIPPEWA VY BK WINTER WIS CTF DEP ACT/365 MONTHLY 3.000% 07/06/21 B/E DTD 07/06/18 RD 12/22 PD 01/06/19				631.89	USD
01/08/19		BOND INTEREST RECEIVED 524680BM6	248000 LEGACYTEXAS BK PLANO CTF DEP ACT/365 MONTHLY 1.650% 01/08/19 B/E DTD 12/08/17 RD 12/24 PD 01/08/19				347.54	USD
01/08/19		BOND INTEREST RECEIVED 81500JAN3	248000 SECURITY ST BK FARWELL TEX CTF DEP ACT/365 MONTHLY 3.000% 08/09/21 B/E DTD 08/08/18 CLB RD 12/24 PD 01/08/19				631.89	USD
01/08/19		BOND INTEREST RECEIVED 85916VCD5	248000 STERLING BK POPLAR BLUFF MO CTF DEP ACT/365 MONTHLY 1.750% 08/08/19 B/E DTD 09/08/17 RD 12/24 PD 01/08/19				368.60	USD
01/14/19		BOND INTEREST RECEIVED 05580ANK6	246000 BMW BK NORTH AMER SALT LAKE CITY UTAH CTF DEP ACT/365 SEMI-ANNUALLY 3.000% 07/13/21 B/E DTD 07/13/18 RD 12/29 PD 01/13/19				3,720.33	USD
01/14/19		BOND INTEREST RECEIVED 559582AA9	248000 MAGNOLIA BK INC KY CTF DEP ACT/365 MONTHLY 1.750% 10/11/19 B/E DTD 10/12/17 CLB RD 12/28 PD 01/12/19				368.60	USD
01/14/19		BOND INTEREST RECEIVED 59774QFG2	248000 MIDLAND STS BK EFFINGHAM ILL CTF DEP ACT/365 1.850% 06/14/19 B/E DTD 12/14/17 CLB RD 12/30 PD 01/14/19				389.67	USD
01/15/19		BOND INTEREST RECEIVED 29266N6E2	248000 ENERBANK USA SALT LAKE CITY UTAH CTF DEP ACT/365 MONTHLY 1.700% 09/16/19 B/E DTD 09/15/17 RD 12/31 PD 01/15/19				358.07	USD



## Transactions by Type of Activity (continued)

Process/ Settlement Date	Trade/ Transaction Date	Activity Type	Description	Quantity	Price	Accrued Interest	Amount	Currency
<b>Dividends and Interest (continued)</b>								
01/15/19		BOND INTEREST RECEIVED 72345SGZ8	248000 PINNACLE BK NASHVILLE TENN CTF DEP ACT/365 MONTHLY 2.550% 12/16/19 B/E DTD 06/15/18 RD 12/31 PD 01/15/19				537.11	USD
01/22/19		BOND INTEREST RECEIVED 062683AN7	248000 BANK HOPE LOS ANGELES CA CTF DEP ACT/365 MONTHLY 1.600% 03/22/19 B/E DTD 09/22/17 RD 01/07 PD 01/22/19				337.01	USD
01/22/19		BOND INTEREST RECEIVED 06610QDM0	248000 BANKERS BK OKLA CITY CTF DEP ACT/365 MONTHLY 1.700% 09/20/19 B/E DTD 09/20/17 RD 01/05 PD 01/20/19				358.07	USD
01/22/19		BOND INTEREST RECEIVED 09248ABG4	248000 BLACKRIDGEBANK FARGO N D CTF DEP ACT/365 MONTHLY 2.100% 12/22/20 B/E DTD 12/22/17 CLB RD 01/07 PD 01/22/19				442.32	USD
01/22/19		BOND INTEREST RECEIVED 20786ACJ2	248000 CONNECTONE BK ENGLEWOOD CLIFFS N J CTF DEP ACT/365 MONTHLY 2.800% 09/18/20 B/E DTD 09/19/18 RD 01/04 PD 01/19/19				589.76	USD
01/22/19		BOND INTEREST RECEIVED 29367SHX5	248000 ENTERPRISE BK & TR CLAYTON MO CTF DEP ACT/365 2.800% 06/22/20 B/E DTD 06/22/18 RD 01/07 PD 01/22/19				589.76	USD
01/22/19		BOND INTEREST RECEIVED 31617CAH6	248000 FIDELITY BK NEW ORLEANS LA CTF DEP ACT/365 MONTHLY 1.900% 07/19/19 B/E DTD 01/19/18 RD 01/04 PD 01/19/19				400.20	USD
01/22/19		BOND INTEREST RECEIVED 42724JEG6	248000 HERITAGE BK HOPKINSVILLE KY CTF DEP ACT/365 MONTHLY 3.000% 06/21/21 B/E DTD 06/19/18 RD 01/04 PD 01/19/19				631.89	USD
01/22/19		BOND INTEREST RECEIVED 508176CH5	249000 LAKE CITY BK WARSAW IND CTF DEP ACT/365 MONTHLY 1.600% 03/22/19 B/E DTD 03/22/17 RD 01/07 PD 01/22/19				338.37	USD
01/22/19		BOND INTEREST RECEIVED 909557JA9	248000 UNITED BANKERS BK BLOOMINGTON MINN CTF DEP ACT/365 MONTHLY 3.250% 12/20/21 B/E DTD 12/19/18 CLB RD 01/04 PD 01/19/19				684.55	USD
01/24/19		BOND INTEREST RECEIVED 20033AVA1	248000 COMENITY CAP BK SALT LAKE CITY UTAH CTF DEP ACT/365 1.700% 07/24/19 B/E DTD 07/24/17 RD 01/09 PD 01/24/19				358.07	USD
01/25/19		BOND INTEREST RECEIVED 20364ACD5	248000 COMMUNITY FINL SVCS BK BENTON KY CTF DEP ACT/365 MONTHLY 3.000% 07/26/21 B/E DTD 07/25/18 CLB RD 01/10 PD 01/25/19				631.89	USD



January 1, 2019 - January 31, 2019  
MEDINA CITY SCHOOLS

**Transactions by Type of Activity (continued)**

Process/ Settlement Date	Trade/ Transaction Date	Activity Type	Description	Quantity	Price	Accrued Interest	Amount	Currency
<b>Dividends and Interest (continued)</b>								
01/25/19		BOND INTEREST RECEIVED 32117BCM8	248000 FIRST NATL BK DAMARISCOTTA ME CTF DEP ACT/365 3.150% 10/25/21 B/E DTD 10/25/18 CLB RD 01/10 PD 01/25/19				663.48	USD
01/28/19		BOND INTEREST RECEIVED 329864AB8	248000 FIRST NATL BK LONG IS N Y CTF DEP ACT/365 MONTHLY 2.300% 09/30/19 B/E DTD 03/28/18 RD 01/13 PD 01/28/19				484.45	USD
01/28/19		BOND INTEREST RECEIVED 33616CAZ3	246000 FIRST REP BK SAN FRANCISCO CALIF NEW CTF DEP ACT/365 2.750% 07/27/20 B/E DTD 07/27/18 RD 01/12 PD 01/27/19				3,410.30	USD
01/28/19		BOND INTEREST RECEIVED 710347AK1	248000 PEOPLES BK EWING VA CTF DEP ACT/365 MONTHLY 1.700% 03/28/19 B/E DTD 12/28/17 RD 01/13 PD 01/28/19				358.07	USD
01/28/19		BOND INTEREST RECEIVED 947547JQ9	248000 WEBBANK SALT LAKE CITY UTAH CTF DEP ACT/365 MONTHLY 1.850% 03/30/20 B/E DTD 09/28/17 CLB RD 01/13 PD 01/28/19				389.67	USD
01/29/19		BOND INTEREST RECEIVED 58733AES4	248000 MERCANTIL BK NATL ASSN CORAL GABLES FLA CTF DEP ACT/365 MONTHLY 2.200% 12/29/20 B/E DTD 12/29/17 RD 01/14 PD 01/29/19				463.39	USD
01/29/19		BOND INTEREST RECEIVED 86063QAD7	248000 STIFEL BK & TR ST LOUIS MO CTF DEP ACT/365 2.550% 03/30/20 B/E DTD 03/29/18 RD 01/14 PD 01/29/19				537.11	USD
01/30/19		BOND INTEREST RECEIVED 163681CM9	245000 CHEMICAL BK DETROIT MICH CTF DEP ACT/365 AT-MATURITY 1.850% 01/30/19 B/E DTD 01/30/18 RD 01/29 PD 01/30/19				4,532.50	USD
01/30/19		BOND INTEREST RECEIVED 59013JD22	248000 MERRICK BK SOUTH JORDAN UTAH CTF DEP ACT/365 MONTHLY 1.700% 10/30/19 B/E DTD 10/30/17 RD 01/15 PD 01/30/19				358.07	USD
01/30/19		BOND INTEREST RECEIVED 63861NAK1	248000 NATIONWIDE BK COLUMBUS OHIO CTF DEP ACT/365 MONTHLY 1.850% 02/28/20 B/E DTD 11/30/17 RD 01/15 PD 01/30/19				389.67	USD
01/30/19		BOND INTEREST RECEIVED 90348JCL2	248000 UBS BK USA SALT LAKE CITY UT CTF DEP ACT/365 MONTHLY 2.150% 04/30/19 B/E DTD 04/30/18 RD 01/15 PD 01/30/19				452.85	USD

## Transactions by Type of Activity (continued)

Process/ Settlement Date	Trade/ Transaction Date	Activity Type	Description	Quantity	Price	Accrued Interest	Amount	Currency
<b>Dividends and Interest (continued)</b>								
01/30/19		BOND INTEREST RECEIVED 91330ABJ5	248000 UNITY BK CLINTON NJ CTF DEP ACT/365 MONTHLY 1.950% 07/30/19 B/E DTD 01/30/18 RD 01/29 PD 01/30/19				410.73	USD
01/31/19		BOND INTEREST RECEIVED 05581WUW3	245000 BMO HARRIS BK NATL ASSN CHICAGO ILL CTF DEP ACT/365 AT-MATURITY 1.850% 01/31/19 B/E DTD 01/31/18 RD 01/30 PD 01/31/19				4,532.50	USD
01/31/19		BOND INTEREST RECEIVED 254673LX2	246000 DISCOVER BK GEENWOOD DEL CTF DEP ACT/365 2.500% 02/01/21 B/E DTD 01/31/18 RD 01/16 PD 01/31/19				3,100.27	USD
01/31/19		BOND INTEREST RECEIVED 31931TEL5	247000 FIRST BK SOUTH PINES NORTH CAROLINA CTF DEP ACT/365 1.700% 05/31/19 B/E DTD 05/31/17 RD 01/16 PD 01/31/19				356.63	USD
01/31/19		BOND INTEREST RECEIVED 795450J71	246000 SALLIE MAE BK SALT LAKE CITY UT CTF DEP ACT/365 SEMI-ANNUALLY 2.650% 01/31/23 B/E DTD 01/31/18 RD 01/16 PD 01/31/19				3,286.29	USD
<b>Total Dividends and Interest</b>						<b>\$0.00</b>	<b>\$38,695.31</b>	<b>USD</b>
<b>Distributions</b>								
01/08/19		SECURITY REDEEMED 524680BM6	LEGACYTEXAS BK PLANO CTF DEP ACT/365 MONTHLY 1.650% 01/08/19 B/E DTD 12/08/17 ACCOUNT REDEMPTION	-248,000.000			248,000.00	USD
01/30/19		SECURITY REDEEMED 163681CM9	CHEMICAL BK DETROIT MICH CTF DEP ACT/365 AT-MATURITY 1.850% 01/30/19 B/E DTD 01/30/18 ACCOUNT REDEMPTION	-245,000.000			245,000.00	USD
01/31/19		SECURITY REDEEMED 05581WUW3	BMO HARRIS BK NATL ASSN CHICAGO ILL CTF DEP ACT/365 AT-MATURITY 1.850% 01/31/19 B/E DTD 01/31/18 ACCOUNT REDEMPTION	-245,000.000			245,000.00	USD
<b>Total Distributions</b>						<b>\$0.00</b>	<b>\$738,000.00</b>	<b>USD</b>
<b>Cash Withdrawals and Deposits</b>								
01/07/19		ELECTRONIC TRANSACTION USD999997	SEND TO BANK FOR ACH ACH HUNTINGTON NATIONAL BANK				-2,885.63	USD
01/08/19		ELECTRONIC TRANSACTION USD999997	SEND TO BANK FOR ACH ACH HUNTINGTON NATIONAL BANK				-249,348.03	USD
01/15/19		ELECTRONIC TRANSACTION USD999997	SEND TO BANK FOR ACH ACH HUNTINGTON NATIONAL BANK				-5,373.78	USD
01/23/19		ELECTRONIC TRANSACTION USD999997	SEND TO BANK FOR ACH ACH HUNTINGTON NATIONAL BANK				-4,371.93	USD
01/25/19		ELECTRONIC TRANSACTION USD999997	SEND TO BANK FOR ACH ACH HUNTINGTON NATIONAL BANK				-1,653.44	USD





January 1, 2019 - January 31, 2019  
MEDINA CITY SCHOOLS

**Transactions by Type of Activity (continued)**

Process/ Settlement Date	Trade/ Transaction Date	Activity Type	Description	Quantity	Price	Accrued Interest	Amount	Currency
<b>Cash Withdrawals and Deposits (continued)</b>								
01/28/19		ELECTRONIC DEPOSIT USD999997	REC'D FR BANK FOR ACH ACH HUNTINGTON NATIONAL BANK				245,000.00	USD
01/29/19		ELECTRONIC TRANSACTION USD999997	SEND TO BANK FOR ACH ACH HUNTINGTON NATIONAL BANK				-5,642.99	USD
01/30/19		ELECTRONIC TRANSACTION USD999997	SEND TO BANK FOR ACH ACH HUNTINGTON NATIONAL BANK				-251,143.82	USD
<b>Total Cash Withdrawals and Deposits</b>						<b>\$0.00</b>	<b>-\$275,419.62</b>	<b>USD</b>
<b>Total Value of Transactions</b>						<b>\$0.00</b>	<b>\$11,275.69</b>	<b>USD</b>

The price and quantity displayed may have been rounded.

**Fixed Income Analysis**
**Bond Quality**

Bond Quality	Market Value	% of Bond Market Value
Not Rated	16,041,119.74	100%
<b>Total</b>	<b>16,041,119.74</b>	<b>100%</b>

**Bond Maturity Schedule**


Bond Maturity	Market Value	% of Bond Market Value
1 to 6 months	3,215,596.38	20%
7 to 12 months	3,455,034.84	22%
1 to 5 years	9,370,488.52	58%
<b>Total</b>	<b>16,041,119.74</b>	<b>100%</b>

Percentages of bond market values are rounded to the nearest whole percentage.

Bond quality ratings reflect Moody's or Standard and Poor's ratings. Bonds may be rated by other services. Bonds that are in default are not included. Please refer to your Portfolio Holdings section.

You are 100% invested in bonds with a bond quality of Not Rated.

## Trades Not Settled

Settlement Date	Trade Date	Activity Type	Description	Quantity	Price	Accrued Interest	Settlement Amount
02/01/19	01/08/19	Buy	MAIN STR CORP WHEELING WV CTF DEP ACT/365 2.950% 02/01/22 B/E DTD 02/01/19 YLD 2.950 TO	248,000.000	100.0000	0.00	-248,000.00

**Total Amount of Trades Not Settled**

**-\$248,000.00**

## Messages

Important Reminder for Pershing's 2018 IRS Form 1099 (B, DIV, INT, MISC and OID): As a reminder, by February 15, 2019, you will be mailed either your Form 1099 or a special Pending 1099 Notice. The Pending 1099 Notice will be sent if we have not received and processed final information from issuers and trustees of securities you hold by the as of date of the February 15 1099 mailing. You will also be sent the notice if your information is still being reviewed and finalized. The notice will inform you of the securities that are pending final reporting and provides the anticipated mail date of your 1099. Your 1099 will be mailed no later than March 15, 2019.

Although a money market mutual fund seeks to preserve the value of your investment at \$1 per share, it is possible to lose money by investing in a money market mutual fund. Shares of a money market mutual fund or the balance of a bank deposit product held in your brokerage account may be liquidated upon request with the proceeds credited to your brokerage account. Please see the money market mutual fund's prospectus or the bank deposit product's disclosure document or contact your advisor for additional information. Pursuant to SEC Rule 10b-10(b)(1) confirmations are not sent for purchases into money market mutual funds processed on the sweep platform.

## Cash Not Yet Received

Security	Record Date	Payable Date	Quantity Held	Rate	Dividend Option	Amount of Payment
<b>Interest</b>						
BANK AMER NA CHARLOTTE NC CTF DEP ACT/365	01/31/19	02/15/19	246,000.000	0.013863	Cash	3,410.30
BELMONT BK & TR CO CHICAGO IL CTF DEP ACT/365 MONTHLY	01/22/19	02/06/19	248,000.000	0.001444	Cash	358.07
CATHAY BK LOS ANGELES CALIF CTF DEP ACT/365 MONTHLY	01/23/19	02/07/19	248,000.000	0.001444	Cash	358.07
CHIPPEWA VY BK WINTER WIS CTF DEP ACT/365 MONTHLY	01/22/19	02/06/19	248,000.000	0.002548	Cash	631.89
ENERBANK USA SALT LAKE CITY UTAH CTF DEP ACT/365 MONTHLY	01/31/19	02/15/19	248,000.000	0.001444	Cash	358.07
MAGNOLIA BK INC KY CTF DEP ACT/365 MONTHLY	01/28/19	02/12/19	248,000.000	0.001486	Cash	368.60
MAIN STR BK BINGHAM FARMS MI CTF DEP ACT/365	01/20/19	02/04/19	248,000.000	0.002463	Cash	610.83
MIDLAND STS BK EFFINGHAM ILL CTF DEP ACT/365	01/30/19	02/14/19	248,000.000	0.001571	Cash	389.67
MORGAN STANLEY BK N A SALT LAKE CITY UTAH CTF DEP ACT/365	01/18/19	02/02/19	248,000.000	0.013863	Cash	3,438.03

January 1, 2019 - January 31, 2019  
MEDINA CITY SCHOOLS

**Cash Not Yet Received (continued)**

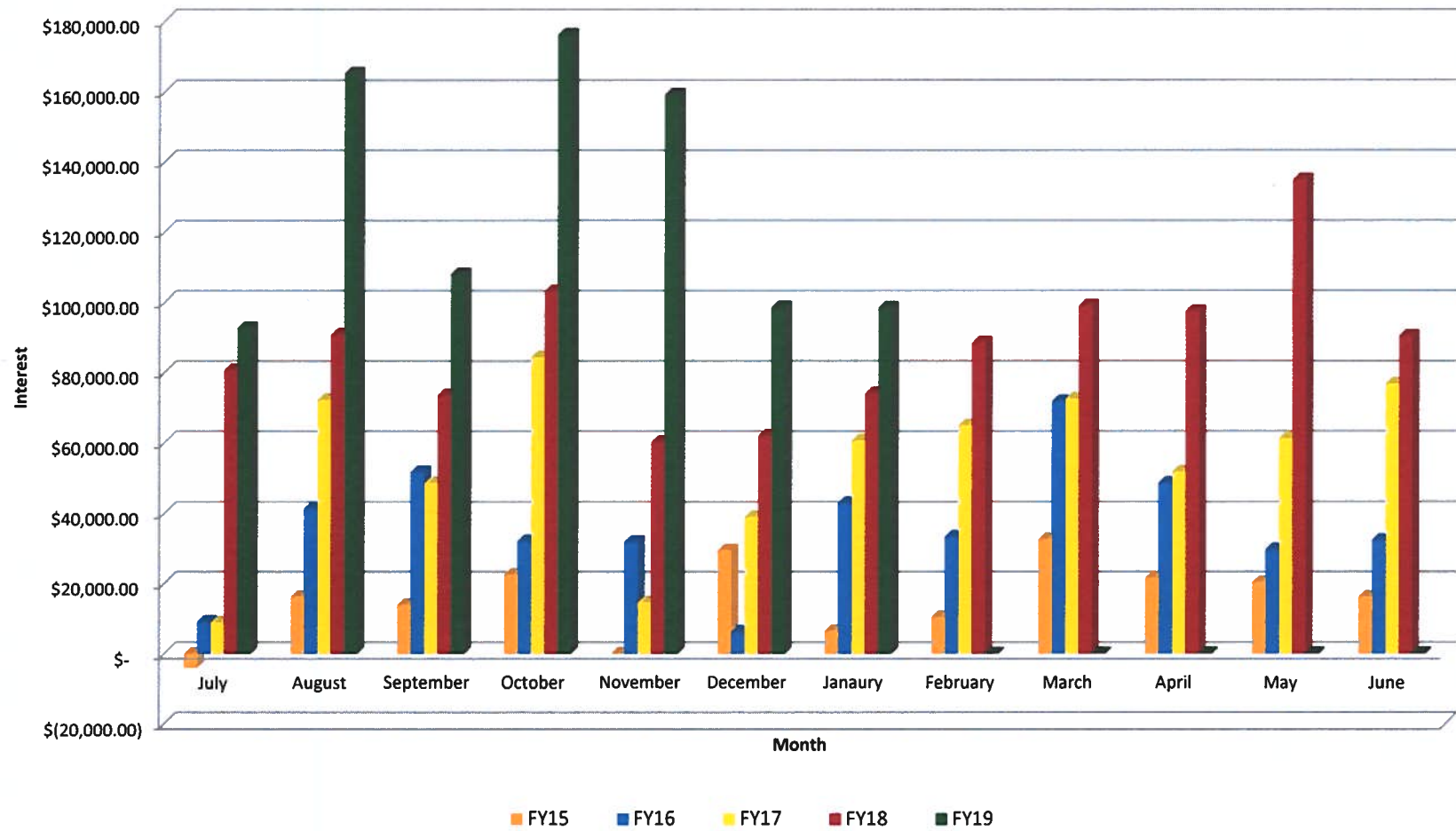
Security	Record Date	Payable Date	Quantity Held	Rate	Dividend Option	Amount of Payment
<b>Interest (continued)</b>						
MORGAN STANLEY PRIVATE BK NATL ASSN PUR N Y CTF DEP	01/19/19	02/03/19	248,000.000	0.008570	Cash	2,125.33
PINNACLE BK NASHVILLE TENN CTF DEP ACT/365 MONTHLY	01/31/19	02/15/19	248,000.000	0.002166	Cash	537.11
SECURITY ST BK FARWELL TEX CTF DEP ACT/365 MONTHLY	01/24/19	02/08/19	248,000.000	0.002548	Cash	631.89
SOUTHWEST NATL BK WICHITA KANS CTF DEP ACT/365 MONTHLY	01/18/19	02/02/19	248,000.000	0.001699	Cash	421.26
STERLING BK POPLAR BLUFF MO CTF DEP ACT/365 MONTHLY	01/24/19	02/08/19	248,000.000	0.001486	Cash	368.60
<b>Total Cash Not Yet Received</b>						<b>\$14,007.72</b>

Assets shown here are not reflected in your account. This information has been received from sources we believe to be reliable. Pershing does not guarantee the accuracy of the information.

**Important Information and Disclosures**
**The Role of Pershing**

- Pershing carries your account as clearing broker pursuant to a clearing agreement with your financial institution. Pershing may accept from your financial institution without inquiry or investigation (i) orders for the purchase and sale of securities and other property and (ii) any other instructions concerning your account. Pershing is not responsible or liable for any acts or omissions of your financial institution or its employees and it does not supervise them. Pershing provides no investment advice nor does it assess the suitability of any transaction or order. Pershing acts as the agent of your financial institution and you agree that you will not hold Pershing or any person controlling or under common control with it liable for any investment losses incurred by you.
- Pershing performs several key functions at the direction of your financial institution. It acts as custodian for funds and securities you may deposit with it directly or through your financial institution or that it receives as the result of securities transactions it processes.
- Your financial institution is responsible for adherence to the securities laws, regulations and rules which apply to it regarding its own operations and the supervision of your account, its sales representatives and other personnel. Your financial institution is also responsible for approving the opening of accounts and obtaining account documents; the acceptance and, in certain instances, execution of securities orders; the assessment of the suitability of those transactions, where applicable; the rendering of investment advice, if any, to you and in general, for the ongoing relationship that it has with you.
- Inquiries concerning the positions and balances in your account may be directed to the Pershing Customer Service Department at (201) 413-3333. All other inquiries regarding your account or activity should be directed to your financial institution. Your financial organization's contact information can be found on the first page of this statement.
- For a description of other functions performed by Pershing please consult the Disclosure Statement provided to you upon the opening of your account. This notice is not meant as a definitive enumeration of every possible circumstance, but as a general disclosure. If you have any questions regarding this notice or if you would like additional copies of the Disclosure Statement, please contact your financial institution.
- Pershing is a member of the Securities Investor Protection Corporation (SIPC®). Please note that SIPC does not protect against loss due to market fluctuation. In addition to SIPC protection, Pershing provides coverage in excess of SIPC limits. For more detailed information please visit: [www.pershing.com/about/strength-and-stability](http://www.pershing.com/about/strength-and-stability).
- This statement will be deemed conclusive. You are advised to report any inaccuracy or discrepancy (including unauthorized trading) promptly, but no later than ten days after

## Total Monthly Interest Earnings





Date: 2/11/19

F I N A N C I A L   S U M M A R Y   R E P O R T  
Processing Month: January 2019  
MEDINA CITY SCHOOL DISTRICT

Page: 1  
(FINSUM)

Fnd	Scc	Description	Beginning Balance	MTD Revenues	FYTD Revenues	MTD Expenditures	FYTD Expenditures	Current Available Balance
001	0000	GENERAL FUND	40,167,539.65	3,259,472.05	37,294,131.58	5,661,047.93	43,503,619.31	33,958,051.92
002	0000	BOND RETIREMENT	1,182,040.17	.00	474,006.99	.00	1,389,890.13	266,157.03
002	9000	BOND RETIREMENT - NEW ELE	3,827,987.43	106,630.00	1,824,906.44	.00	3,531,651.01	2,121,242.86
002	9012	LOCAL SALES TAX RETIREMEN	.00	.00	1,278,065.02	.00	1,278,065.02	.00
002	9014	CONSOLIDATION - ENERGY &	.00	.00	326,999.99	.00	326,999.99	.00
003	0000	PERMANENT IMPROVEMENT FUN	126,628.88	.00	.00	.00	634.27	125,994.61
003	9000	PERMANENT IMPROVEMENT FUN	989.14	.00	8,000.00	.00	388.00	8,601.14
003	9001	MEDINA CITY REC CENTER-PE	593,959.31	12,315.69	12,555.78	8,652.50-	5,405.15	601,109.94
006	0000	LUNCHROOM FUND	38,757.65	187,796.09	1,244,327.51	183,055.17	1,388,538.35	105,453.19-
007	9004	COLLINS SCHOLARSHIP/POST-	185.01	47.83	18,099.50	.00	.00	18,284.51
007	9110	ART TRUST - GARFIELD	10,300.89	27.50	213.57	.00	.00	10,514.46
007	9333	RIOS STUDENT LEADER SCHOL	27,351.81	3,593.63	4,087.69	.00	.00	31,439.50
007	9901	BIXLER SCHOLARSHIP FUND	125.00	.00	.00	.00	.00	125.00
008	9002	KANEHL MUSIC TRUST	28,768.25	63.56	510.93	.00	.00	29,279.18
008	9003	RICHARD HOFFMAN COLLINS M	636,337.81	.00	.00	.00	.00	636,337.81
008	9112	ELAINE BUSHMAN FUND	17,752.58	32.38	251.47	.00	.00	18,004.05
009	9000	STAR	2,051.25	686.55	24,056.15	.00	.00	26,107.40
009	9110	UNIFORM SUPPLIES GARFIELD	7,654.37	200.90	3,993.95	123.69	491.68	11,156.64
009	9120	UNIFORM SUPPLIES - CANAVA	7,885.49	401.00	7,075.55	2,203.73	3,819.49	11,141.55
009	9130	UNIFORM SUPPLIES - FENN	17,911.19	190.50	6,991.64	1,471.06	5,617.04	19,285.79
009	9140	UNIFORM SUPPLIES - HERITA	4,052.08	187.95	7,164.75	234.59	3,037.35	8,179.48
009	9160	UNIFORM SUPPLIES - BLAKE	75.40	125.10	8,510.90	230.35-	2,173.96	6,412.34
009	9170	UNIFORM SUPPLIES - RALPH	11,797.12	40.50	11,882.20	54.25	4,316.25	19,363.07
009	9180	UNIFORM SUPPLIES - ELIZA	5,530.88	304.65	8,402.04	323.05	2,639.75	11,293.17
009	9200	UNIFORM SUPPLIES - CLAGGE	52,107.78	1,691.25-	18,149.40	.00	26,414.88	43,842.30
009	9210	UNIFORM SUPPLIES - A.I. R	9,657.05	3,117.00	23,880.00	1,840.60	23,153.14	10,383.91
009	9300	UNIFORM SUPPLIES - SENIOR	22,804.73	23,076.00	131,830.37	2,479.37	64,498.57	90,136.53
009	9304	AVIATION/PHOTOGRAPHY	3.87	.00	.00	.00	.00	3.87
014	9016	MEDINA CNTY JUV DET CNTR	79,227.24	22,875.00	105,778.28	22,636.38	166,491.99	18,513.53
014	9111	CFIT FY11	5,550.01	.00	.00	.00	.00	5,550.01
014	9116	EVOLVE	184,406.84	110,175.00	482,195.00	102,787.65	493,836.70	172,765.14
016	0000	EMERGENCY LEVY	18,470,574.92	480,030.00	3,560,025.07	251,508.81	1,960,787.99	20,069,812.00
018	0000	PRINT SHOP	6,683.33	.00	.00	.00	.00	6,683.33
018	9000	PUBLIC SCHOOL SUPPORT - S	16.70	.00	.00	.00	.00	16.70
018	9110	PRINCIPAL'S FUND - GARFIE	36,598.58	.00	4,655.09	2,115.82	4,508.24	36,745.43
018	9111	GARFIELD SCHOOL STORE	49.99	.00	.00	.00	.00	49.99
018	9113	GARFIELD MEDIA CENTER	810.24	1.25	4.25	.00	.00	814.49
018	9120	PRINCIPAL - CANAVAN	46,644.11	59.52	2,540.52	116.21	7,582.87	41,601.76
018	9122	CANAVAN SCHOOL STORE	586.69	.00	.00	.00	.00	586.69
018	9123	BOOK FAIR - CANAVAN	2,376.32	.00	5,360.64	.00	4,777.25	2,959.71
018	9130	PRINCIPAL - FENN	29,614.17	369.90	4,118.30	1,139.07	7,788.67	25,943.80
018	9132	FENN SCHOOL STORE	1,243.95	14.75	286.25	139.25	463.31	1,066.89
018	9133	BOOK FAIR - FENN	598.56	11.98	53.71	.00	.00	652.27
018	9135	MEDINA SKI TEAM - DISTRIC	3,750.04	125.00	5,950.00	.00	.00	9,700.04
018	9140	PRINCIPAL'S FUND - HERITA	33,036.16	645.20	7,184.35	1,010.28	6,173.15	34,047.36
018	9143	HERITAGE MEDIA CENTER	6,292.05	.00	4,228.13	.00	4,758.17	5,762.01

Date: 2/11/19

F I N A N C I A L   S U M M A R Y   R E P O R T  
Processing Month: January 2019  
MEDINA CITY SCHOOL DISTRICT

Page: 2  
(FINSUM)

Fnd	Scc	Description	Beginning Balance	MTD Revenues	FYTD Revenues	MTD Expenditures	FYTD Expenditures	Current Available Balance
018	9160	PRINCIPAL'S FUND - H G BL	49,340.74	332.60	5,340.10	1,031.87	6,172.50	48,508.34
018	9161	LEADER IN ME - BLAKE	7,394.06	.00	.00	.00	.00	7,394.06
018	9163	BLAKE MEDIA CENTER	15,865.60	.00	5,707.49	.00	5,580.39	15,992.70
018	9170	PRINCIPALS FUND - RALPH W	71,910.40	3,125.00	4,054.70	.00	1,412.50	74,552.60
018	9171	WAITE SCHOOL STORE	50.00	.00	.00	.00	.00	50.00
018	9173	MEDIA CENTER RALPH WAITE	5,449.06	.00	8,451.34	.00	8,337.34	5,563.06
018	9174	FIELD TRIPS RALPH WAITE E	15,209.72	.00	.00	.00	.00	15,209.72
018	9180	PRINCIPALS FUND ELIZA NOR	47,210.96	2,905.00	4,339.96	148.47	3,605.83	47,945.09
018	9181	NORTHROP ELEMENTARY SCHOO	1,681.19	.00	.00	.00	50.00	1,631.19
018	9183	MEDIA CENTER ELIZA NORTHRO	8,375.80	.00	6,280.89	.00	7,780.85	6,875.84
018	9184	FIELD TRIPS ELIZA NORTHRO	146.00	.00	.00	.00	.00	146.00
018	9200	PRINCIPAL'S FUND - CLAGGE	79,667.58	80.00	6,153.00	1,978.65	8,791.11	77,029.47
018	9203	CLAGGETT M.S. MEDIA CENTE	5,408.59	10.00	2,899.23	.00	2,822.72	5,485.10
018	9210	PRINCIPAL'S FUND - ROOT M	34,705.04	80.00	18,415.75	1,762.07	12,188.98	40,931.81
018	9211	ROOT M.S. MEDIA CENTER	9,839.79	.00	2,695.46	.00	2,695.57	9,839.68
018	9212	ROOT M.S. - WASHINGTON TR	355.00	.00	.00	.00	.00	355.00
018	9213	SPECIAL FUNDRAISER - ROOT	.02	.00	.00	.00	.00	.02
018	9300	PRINCIPAL'S FUND - SENIOR	47,137.95	1,085.50	9,414.90	121.31	9,898.03	46,654.82
018	9301	MEDIA CENTER FUND	1,363.76	.00	.00	.00	.00	1,363.76
018	9302	SPECIAL FUNDRAISER - SENI	37,086.18	.00	.00	.00	.00	37,086.18
018	9303	PERFORMING ARTS	97,571.10	1,272.00	11,081.00	2,823.30	20,445.01	88,207.09
018	9304	BUZZ	16,394.08	764.27	5,773.87	95.47	6,349.91	15,818.04
018	9305	FLEXIBLE CREDIT FUND	7,634.56	.00	.00	.00	.00	7,634.56
018	9884	FACILITY RENTAL	.00	4,340.00	19,391.16	.00	.00	19,391.16
018	9900	INSERVICE - CENTRAL	3,702.01	.00	.00	.00	.00	3,702.01
018	9901	PUBLIC SCHOOL SUPPORT - I	9,540.71	.00	10,000.00	.00	8,829.14	10,711.57
018	9902	INSERVICE - SUPERINTENDEN	24,720.92	.00	.00	.00	.00	24,720.92
018	9903	BOARD/STUDENT DEVELOPMENT	2,800.00	.00	.00	.00	.00	2,800.00
018	9904	WELLNESS FUND	502.00	.00	.00	.00	.00	502.00
018	9905	PUBLIC SCHOOL SUPPORT/STU	52,823.04	.00	8,000.00	1,387.93	3,701.43	57,121.61
018	9906	COMMUNICATIONS - PUBLIC S	2,377.27	.00	500.00	.00	2,362.00	515.27
018	9910	MAINTENANCE DEPARTMENT	3,902.36	.00	.00	.00	.00	3,902.36
018	9916	SPIRIT NIGHT	.00	.00	3,675.00	.00	2,297.52	1,377.48
018	9917	BICENTENNIAL	.00	.00	677.00	.00	124.00	553.00
018	9918	FAMILY FIRST	.00	288.20	842.20	424.20	842.20	.00
018	9920	TRSP FUND	2,241.50	.00	47.56	.00	.00	2,289.06
018	9930	Resource Connection	1,500.00	.00	.00	.00	.00	1,500.00
019	9000	ADAMH GRANT	980.00	6,000.00	6,000.00	.00	2,727.00	4,253.00
019	9009	MCDAC GRANT FY19	.00	20,500.00	61,500.00	9,767.61	59,344.95	2,155.05
019	9018	LOWE'S LIGHT UP GARFIELD	48.08	.00	.00	.00	.00	48.08
019	9020	RIF PROGRAM GRANT - NORTH	400.73	.00	.00	.00	.00	400.73
019	9021	JENNINGS - BLAKE - BRYNIA	.82	.00	.00	.00	.00	.82
019	9023	PUBLIC EDUCATION LEADERSH	.01	.00	.00	.00	.00	.01
019	9029	MARTHA HOLDEN JENNINGS GR	6.82	.00	.00	.00	.00	6.82
019	9030	PERFORMANCE BASED ASSESSM	79.76	.00	.00	.00	.00	79.76
019	9031	PBA FY11	256.96	.00	.00	.00	.00	256.96

Date: 2/11/19

F I N A N C I A L   S U M M A R Y   R E P O R T  
Processing Month: January 2019  
MEDINA CITY SCHOOL DISTRICT

Page: 3  
(FINSUM)

Fnd	Scc	Description	Beginning Balance	MTD Revenues	FYTD Revenues	MTD Expenditures	FYTD Expenditures	Current Available Balance
019	9113	ACS-HACH CHEMISTRY GRANT	96.34	.00	.00	.00	.00	96.34
019	9180	PPG INNOVATIVE CLASSROOM	15.31	.00	.00	.00	.00	15.31
019	9181	FIRST ENERGY GRANT	.00	.00	960.00	.00	959.84	.16
019	9213	VIDEO CLUB GRANT - MHS	2.82	.00	.00	.00	.00	2.82
019	9313	JENNINGS - NORTHROP - MIL	13.86	.00	.00	.00	.00	13.86
019	9413	3M AND OTHER GRANT	152.03	.00	.00	.00	.00	152.03
019	9513	NEA STUDENT ACHIEVEMENT G	191.88	.00	.00	.00	.00	191.88
019	9715	FUEL UP - BLAKE	23.82	.00	.00	.00	.00	23.82
020	9001	TRANSPORTATION ENTERPRISE	61,220.42	300.83	11,596.26	1,322.42	14,555.67	58,261.01
022	9000	Unclaimed funds	33,217.15	.00	9.00-	.00	1,219.19	31,988.96
022	9093	DIVERSION PROGRAM FED MON	1,000.00	.00	.00	.00	.00	1,000.00
022	9094	DIVERSION PROGRAM - FED.	1,000.00	.00	.00	.00	.00	1,000.00
022	9300	OH HIGH SCHOOL ATH ASSOC	3,106.23	.00	18,455.67	.00	18,503.50	3,058.40
024	9001	MEDICAL AND DRUG/SELF INS	6,847,635.87	730,900.68	5,103,262.15	707,112.22	5,254,771.26	6,696,126.76
024	9002	DENTAL SELF INSURANCE FUN	357,639.76	56,588.76	393,418.43	57,056.14	395,696.68	355,361.51
024	9094	FLEX PRO	63,113.32	22,726.13	88,182.08	19,073.40	118,331.04	32,964.36
027	0000	WORKMANS COMP.-SELF INS	135,237.63	11,790.88	87,132.42	23,076.09	117,678.66	104,691.39
071	9013	LOCAL SALES TAX PERMANENT	3,368,024.17	834,785.58	2,399,105.12	57,177.01	2,689,703.18	3,077,426.11
200	9110	GARFIELD STUDENT COUNCIL/	678.51	1.81	14.07	.00	.00	692.58
200	9121	ELLA CANAVAN STUDENT COUN	1,058.18	3.08	283.04	32.28	163.43	1,177.79
200	9134	FENN STUDENT BUSINESS	8.69	.02	.16	.00	.00	8.85
200	9140	STUDENT COUNCIL - HERITAG	151.19	.40	3.13	.00	.00	154.32
200	9184	NORTHRUP ELEMENTARY STUDE	48.39	.13	1.00	.00	.00	49.39
200	9185	K-KIDS KIWANIS ACTIVITY C	6,163.70	28.23	1,494.91	.00	689.96	6,968.65
200	9202	CLAGGETT MIDDLE SCH. STUD	1,651.98	3.82	669.78	95.00	861.36	1,460.40
200	9204	CLAGGETT MIDDLE SCHOOL CH	485.90	1.30	10.06	.00	.00	495.96
200	9205	CLAGGETT MIDDLE SCH. BUIL	1,955.42	6.14	553.17	.00	162.00	2,346.59
200	9209	CLAGGETT MIDDLE SCHOOL DR	19,658.66	49.54	397.95	.00	1,118.40	18,938.21
200	9252	CHEERLEADERS - ROOT M.S.	41.48	.11	.85	.00	.00	42.33
200	9253	BUILDERS' CLUB - ROOT M.S	3,684.29	9.84	76.39	.00	.00	3,760.68
200	9254	HONORS ACADEMY - ROOT	3,504.89	8.44	107.21	.00	385.00	3,227.10
200	9256	DRAMA CLUB - ROOT M.S.	4,660.14	103.37	187.55	501.50	501.50	4,346.19
200	9258	STUDENT COUNCIL - ROOT M.	2,108.13	5.94	650.48	355.50	485.97	2,272.64
200	9301	YOUNG AMERICANS FOR FREED	3,128.52	.13	16.80	.00	3,095.00	50.32
200	9302	ART CLUB	136.78	307.52	518.87	.00	161.52	494.13
200	9303	CULTURAL EXPLORATION	206.06	.49	3.44	.00	23.49	186.01
200	9304	CAREER ASSOCIATION	.37	.00	.00	.00	.00	.37
200	9305	CHEMCLUB	966.23	4.53	763.81	.00	.00	1,730.04
200	9306	OPERATION SMILE	109.39	.29	2.27	.00	.00	111.66
200	9307	CHOIR	56,370.48	812.96	10,409.95	.00	16,714.03	50,066.40
200	9309	IMPROV CLUB	276.51	.74	5.72	.00	.00	282.23
200	9310	DELTA EPSILON PHI - NAT'L	.45	.00	.00	.00	.00	.45
200	9312	DRAMA CLUB	31,354.18	77.01	612.54	.00	2,525.76	29,440.96
200	9315	FELLOWSHIP OF CHRISTIAN A	299.84	.80	6.22	.00	.00	306.06
200	9318	GIRLS LEADERSHIP CLUB	5,128.27	16.20	1,884.13	.00	817.23	6,195.17
200	9321	KEY CLUB	37,318.51	334.67	2,367.54	.00	418.19	39,267.86

Date: 2/11/19

F I N A N C I A L   S U M M A R Y   R E P O R T  
Processing Month: January 2019  
MEDINA CITY SCHOOL DISTRICT

Page: 4  
(FINSUM)

End	Scc	Description	Beginning Balance	MTD Revenues	FYTD Revenues	MTD Expenditures	FYTD Expenditures	Current Available Balance
200	9323	MEDINAMITE	302.43	101.59	305.35	.00	.00	607.78
200	9324	MEDINIAN	33,182.43	3,343.42	8,458.21	.00	7,837.93	33,802.71
200	9325	MHS BAND	13,924.28	4,323.60	8,532.45	78.48	1,965.15	20,491.58
200	9326	NATIONAL HONOR SOCIETY	11,347.80	30.30	235.28	.00	.00	11,583.08
200	9327	ORCHESTRA	24,523.59	82.08	2,267.21	.00	.00	26,790.80
200	9330	SCIENCE OLYMPIAD CLUB	1,953.65	274.75	503.66	.00	640.00	1,817.31
200	9331	SKI CLUB	2.97	.01	.07	.00	.00	3.04
200	9332	SPANISH CLUB	10,465.93	34.16	4,034.75	615.54	1,442.11	13,058.57
200	9333	STUDENT COUNCIL	40,707.70	586.85	31,845.40	11,624.83	35,527.14	37,025.96
200	9335	LATIN CLUB	2,298.75	4,105.68	5,223.19	4,912.00	5,348.78	2,173.16
200	9337	AMERICAN SIGN LANGUAGE CL	254.74	.61	101.03	55.14	124.30	231.47
200	9339	SPEECH/DEBATE CLUB	15,656.04	45.74	15,195.49	3,091.20	13,365.46	17,486.07
200	9340	S. A. D. D.	1,677.29	5.82	709.03	162.90	162.90	2,223.42
200	9346	PENGUIN BOWL/NOSB	264.07	.71	5.48	.00	.00	269.55
200	9350	TECHNOLOGY CLUB	483.83	1.07	1,304.20	60.14	1,378.40	409.63
200	9352	VIDEO CLUB - SR HI	7,045.97	19.61	669.95	.00	220.36	7,495.56
200	9353	CHINESE CLUB	909.97	2.47	35.01	.00	.00	944.98
200	9355	GENDER AND SEXUALITY ALLI	1,299.36	2.70	129.64	90.02	396.33	1,032.67
200	9380	V O F T	25,124.90	89.00	1,671.13	1,823.18	2,164.09	24,631.94
200	9418	CLASS OF 2018	6,302.61	1.73	13.43	.00	5,655.24	660.80
200	9419	CLASS OF 2019	7,057.66	20.05	2,080.27	.00	1,472.10	7,665.83
200	9420	CLASS OF 2020	4,071.63	11.44	747.33	160.51	446.74	4,372.22
200	9421	CLASS OF 2021	1,533.22	8.80	3,727.45	.00	1,897.61	3,363.06
200	9422	CLASS OF 2022	.00	4.30	3,468.10	.00	1,822.59	1,645.51
200	9999	GENERIC STUDENT ACTIV. FD	.01	.00	.00	.00	.00	.01
300	0000	ATHLETIC FUND	188,844.09	25,813.15	232,469.01	8,109.03	233,451.36	187,861.74
300	9110	GARFIELD FIELD TRIPS	2,067.57	1,978.00	1,978.00	202.75-	1,917.43	2,128.14
300	9120	CANAVAN FIELD TRIP	1,352.68	.00	5,752.00	272.68	6,346.70	757.98
300	9121	WORLD WATCHER'S CLUB	7,362.04	.00	.00	.00	.00	7,362.04
300	9130	FENN FIELD TRIPS	517.55	.00	5,990.00	325.00	6,539.32	31.77-
300	9140	HERITAGE FIELD TRIPS	1,136.21	.00	5,037.00	.00	5,664.00	509.21
300	9160	BLAKE FIELD TRIPS	.00	810.00	2,099.00	.00	765.92	1,333.08
300	9170	WAITE FIELD TRIPS	.00	.00	9,144.00	219.18	11,574.70	2,430.70-
300	9180	NORTHROP FIELD TRIPS	3,958.79	72.95	1,713.95	72.95	5,358.95	313.79
300	9201	CLAGGETT MIDDLE SCH. BAND	26,346.90	36.00	15,561.00	382.94	12,605.95	29,301.95
300	9202	CLAGGETT MIDDLE SCH. ORCH	258.00	.00	.00	.00	.00	258.00
300	9203	CLAGGETT MIDDLE SCHOOL LI	370.00	.00	.00	.00	.00	370.00
300	9204	CLAGGETT M.S. CHOIR FUND	634.10	.00	.00	.00	.00	634.10
300	9208	CLAGGETT - 6TH GRADE TRIP	32,331.66	.00	75,015.50	.00	105,568.54	1,778.62
300	9250	ROOT M.S. BAND FUND	17,207.62	.00	19,647.00	75.00	13,252.00	23,602.62
300	9251	ROOT M.S. ORCHESTRA FUND	1,238.65	.00	8.00	.00	.00	1,246.65
300	9252	ROOT M.S. CHOIR FUND	3,270.15	.00	.00	.00	.00	3,270.15
300	9253	ROOT M.S. BEEHIVE	776.13	84.55	588.41	.00	282.80	1,081.74
300	9258	ROOT - DISTRICT SUPERVISE	107,604.61	445.00-	4,574.37	.00	111,269.10	909.88
300	9301	BOWLING CLUB	.00	1,600.00	2,000.00	.00	.00	2,000.00
300	9302	MENS VOLLEYBALL	9,818.29	.00	72.00	.00	768.58	9,121.71



Date: 2/11/19

F I N A N C I A L   S U M M A R Y   R E P O R T  
Processing Month: January 2019  
MEDINA CITY SCHOOL DISTRICT

Page: 5  
(FINSUM)

Fnd	Scc	Description	Beginning Balance	MTD Revenues	FYTD Revenues	MTD Expenditures	FYTD Expenditures	Current Available Balance
300	9303	HUDDLE/SHUDDLE	1,318.22	.00	1,754.89	.00	274.89	2,798.22
300	9304	LINK CREW	3,477.17	.00	100.00	248.73	1,490.52	2,086.65
300	9313	DRAMA/MUSICAL	11,069.51	.00	5,538.00	.00	.00	16,607.51
300	9325	MHS BAND TRIP	7,171.20	.00	.00	.00	.00	7,171.20
300	9334	BEEHIVE CAFE	18,050.78	1,161.33	10,169.83	1,265.97	11,413.63	16,806.98
300	9410	SPARKLE CHEERLEADING	1,768.10	.00	1,935.56	.00	3,130.67	572.99
401	9017	AUXILIARY FUNDS/ST FRANCI	37.41	.00	.00	.00	.00	37.41
401	9018	AUXILIARY FUNDS/ST FRANCI	72,216.62	.00	110.03	.00	21,128.49	51,198.16
401	9019	AUXILIARY FUNDS/ST FRANCI	.00	41.91	193,704.25	12,220.14	177,681.13	16,023.12
401	9027	AUX FUNDS NURTURY	72.90	.00	.00	.00	.00	72.90
401	9038	AUX FUNDS MCA	24,013.56	.00	.79	.00	20,878.24	3,136.11
401	9039	AUX FUNDS MCA	.00	.00	85,604.38	6,430.31	123,031.30	37,426.92-
401	9048	AUX FUNDS KIDS COUNTRY	9,770.07	.00	3.88	.00	9,032.78	741.17
401	9049	AUX FUNDS KIDS COUNTRY	.00	8.22	5,828.75	853.74	2,098.04	3,730.71
401	9066	SM WONDERS	1,644.12	.00	.00	.00	.00	1,644.12
432	9097	MANAGE. INFO. SYS. FUND	.80	.00	.00	.00	.00	.80
450	9008	SCHOOLNET PLUS FY2008: GR	1.00	.00	.00	.00	.00	1.00
451	9013	CONNECTIVITY 2013	800.00	.00	.00	.00	.00	800.00
451	9018	CONNECTIVITY FY18	564.00	.00	.00	.00	.00	564.00
451	9019	CONNECTIVITY	.00	.00	9,900.00	.00	.00	9,900.00
452	9008	SCHOOLNET PROFESSIONAL DE	66.15	.00	.00	.00	.00	66.15
499	9012	INTERN PSYCH FY12	45.81	.00	.00	.00	.00	45.81
499	9013	INTERN PSYCH FY13	39.97	.00	.00	.00	.00	39.97
499	9018	STRATEGIES SECONDARY TRAN	3,129.00	.00	3,129.00	.00	6,258.00	.00
499	9019	SCHOOL SAFETY	.00	.00	37,148.75	.00	.00	37,148.75
499	9024	LOCAL GOVERNMENT INNOVATI	7,750.00	.00	.00	.00	.00	7,750.00
499	9039	INTERN PSYCHOLOGIST GRANT	2.20	.00	.00	.00	.00	2.20
499	9112	E-TECH BLENDED LEARNING G	321.71	.00	.00	.00	.00	321.71
506	9014	RESIDENT EDUCATOR GRANT	950.00	.00	.00	.00	.00	950.00
516	9015	TITLE VI-B	2,690.82	.00	.00	.00	.00	2,690.82
516	9016	TITLE VI-B	229.90	.00	.00	.00	.00	229.90
516	9018	TITLE VI-B	13,049.04	.00	259,879.07	.00	272,928.11	.00
516	9019	TITLE VI-B	.00	110,715.56	530,053.84	98,696.34	582,888.11	52,834.27-
572	9018	TITLE I	24,632.47	.00	83,389.25	.00	108,021.72	.00
572	9019	TITLE I	.00	32,573.28	160,784.61	32,221.89	178,057.04	17,272.43-
572	9116	TITLE I-D	2.83	.00	.00	.00	.00	2.83
572	9118	TITLE I-D	30,330.50	.00	39,740.62	.00	70,071.12	.00
572	9119	TITLE I-D	.00	1,741.46	8,223.02	2,367.75	9,754.39	1,531.37-
587	9018	PRESCHOOL	10,962.06	.00	13,554.49	.00	24,516.55	.00
587	9019	PRESCHOOL	.00	4,158.26	18,609.05	3,776.80	20,646.00	2,036.95-
587	9119	6B RESTORATION - PRESCHOO	.00	.00	.00	1,004.34	1,004.34	1,004.34-
590	9018	TITLE II-A	9,793.01	.00	33,086.29	.00	42,879.30	.00
590	9019	TITLE II-A	.00	5,674.05	44,538.05	1,667.94	44,735.47	197.42-
599	9018	TITLE IV-A STUDENT SUPPOR	738.14	.00	1,721.43	.00	2,459.57	.00
599	9019	TITLE IV-A STUDENT SUPPOR	.00	1,983.88	19,092.14	40.56	19,096.26	4.12-

Date: 2/11/19

FINANCIAL SUMMARY REPORT  
Processing Month: January 2019  
MEDINA CITY SCHOOL DISTRICT

Page: 6  
(FINSUM)

Fnd	Sc	Description	Beginning Balance	MTD Revenues	FYTD Revenues	MTD Expenditures	FYTD Expenditures	Current Available Balance
		Grand Total All Funds	78,299,035.55	6,111,682.26	57285,370.11	7,303,468.98	65385,130.77	70199,274.89
		Total Invested Funds	.00					

Date: 2/11/2019

C H E C K   R E G I S T E R  
Processing Month: January 2019  
MEDINA CITY SCHOOL DISTRICT

Page: 1  
(CHKREG)

Check#	Check Date	Org Sta	Vendor Paid	Check Amount	Status Date
008460	01/08/2019	M/M	MEMO - U.S. BANK PURCHASE CARD	20,972.86	
008461	01/04/2019	M/M	MEMO --S T R S	77,958.41	
008462	01/04/2019	M/M	MEMO --S E R S	3,839.54	
008463	01/04/2019	M/M	MEMO -MEDINA CITY SCHOOLS	321,045.24	
008464	01/04/2019	M/M	MEMO - HUNTINGTON NAT'L BANK	29,413.64	
008465	01/04/2019	M/M	MEMO - BUREAU WORK COMP	6,017.88	
008466	01/07/2019	M/M	GORDON FOOD SERVICE	213.17	
008467	01/02/2019	M/M	MEMO - MEDICAL MUTUAL	93,496.40	
008468	01/02/2019	M/M	MEMO - MEDICAL MUTUAL	115,419.98	
008469	01/08/2019	M/M	MEMO - MEDICAL MUTUAL	86,424.72	
008470	01/15/2019	M/M	MEMO - MEDICAL MUTUAL	188,409.36	
008471	01/14/2019	M/M	MEMO MET LIFE INSURANCE	57,056.14	
008472	01/04/2019	M/M	MEMO MET LIFE INSURANCE	4,751.43	
008473	01/11/2019	M/M	OHIO DEPT OF ED - MEMO CK	84,064.99	
008474	01/23/2019	M/M	MEMO - MEDICAL MUTUAL	106,673.05	
008475	01/23/2019	M/M	GORDON FOOD SERVICE	6,483.26	
008476	01/23/2019	M/M	GORDON FOOD SERVICE	959.79	
008477	01/29/2019	M/M	MEMO - MEDICAL MUTUAL	116,688.71	
008478	01/30/2019	M/M	GORDON FOOD SERVICE	5,217.60	
008479	01/30/2019	M/M	GORDON FOOD SERVICE	992.49	
008480	01/25/2019	M/M	OHIO DEPT OF ED - MEMO CK	82,884.26	
008481	01/18/2019	M/M	MEMO --S T R S	78,077.28	
008482	01/18/2019	M/M	MEMO --S E R S	3,839.54	
008483	01/18/2019	M/M	MEMO -MEDINA CITY SCHOOLS	319,956.65	
008484	01/18/2019	M/M	MEMO - HUNTINGTON NAT'L BANK	28,272.21	
008485	01/18/2019	M/M	MEMO - BUREAU WORK COMP	5,773.00	
008486	01/31/2019	M/M	STRS	473,266.00	
008487	01/31/2019	M/M	SERS - MEMO	128,578.00	
008488	01/31/2019	M/M	MEMO - P & A ADMINISTRATIVE	18,594.40	
008489	01/31/2019	M/M	MEMO - BUREAU WORK COMP	5,276.09	
008490	01/25/2019	M/M	GORDON FOOD SERVICE	5,076.87	
008491	01/25/2019	M/M	GORDON FOOD SERVICE	733.06	
008492	01/28/2019	M/M	SYSCO CLEVELAND INC	27,814.50	
008493	01/28/2019	M/M	SYSCO CLEVELAND INC	1,234.21	
008494	01/22/2019	T/T	MEMO -MEDINA CITY SCHOOLS	10,000.00	
626129	01/10/2019	W/R	1800CEILING.COM	35.77	01/17/2019
626130	01/10/2019	W/R	ABC FIRE INC	149.49	01/15/2019
626131	01/10/2019	W/R	ABC THERAPY, LTD	14,339.75	01/11/2019
626132	01/10/2019	W/R	ABCO FIRE PROTECTION INC	883.43	01/14/2019
626133	01/10/2019	W/R	ACHIEVEMENT ADVANTAGE	800.00	01/15/2019
626134	01/10/2019	W/R	ZEP SALES & SERVICE	243.39	01/16/2019
626135	01/10/2019	W/R	ADVANCE AUTO PARTS	118.44	01/16/2019
626136	01/10/2019	W/R	AIR RITE INC	9,016.74	01/14/2019
626137	01/10/2019	W/R	AIRGAS USA, LLC	51.08	01/16/2019
626138	01/10/2019	W/R	AIS COMMERCIAL PARTS & SERVICE	1,191.28	01/14/2019
626139	01/10/2019	W/R	AKRON CHILDRENS HOSPITAL	25,771.33	01/22/2019
626140	01/10/2019	W/R	ALBRIGHT SECURITY CENTER, INC.	26.25	01/22/2019
626141	01/10/2019	W/R	AMERICAN CLASSICAL LEAGUE	167.00	01/15/2019
626142	01/10/2019	W/R	ANGELA MARSALA	95.00	01/14/2019
626143	01/10/2019	W/R	ANTHONY BELSITO	135.00	01/14/2019
626144	01/10/2019	W/R	APEX LEARNING INC	16,500.00	01/17/2019
626145	01/10/2019	W/R	APOLLO PEST CONTROL COMPANY	568.00	01/17/2019

Date: 2/11/2019

C H E C K   R E G I S T E R  
Processing Month: January 2019  
MEDINA CITY SCHOOL DISTRICT

Page: 2  
(CHKREG)

Check#	Check Date	Org Sta	Vendor Paid	Check Amount	Status Date
626146	01/10/2019	W/R	APP GARDEN, LLC	4,500.00	01/15/2019
626147	01/10/2019	W/R	APPLE EDUCATION	9,588.00	01/15/2019
626148	01/10/2019	W/R	APPLE MOBILE LEASING, INC	10,000.00	01/16/2019
626149	01/10/2019	W/R	APPLIED MSS	1,494.95	01/15/2019
626150	01/10/2019	W/R	AQUACLEAR	55.85	01/15/2019
626151	01/10/2019	W/R	ARMSTRONG	544.49	01/14/2019
626152	01/10/2019	W/R	ARMSTRONG CABLE	59.95	01/15/2019
626153	01/10/2019	W/R	AUTO-JET MUFFLER CORP.	295.98	01/16/2019
626154	01/10/2019	W/R	B&H PHOTO & ELECTRONICS CORP	1,412.98	01/15/2019
626155	01/10/2019	W/R	BANNER SUPPLY COMPANY INC	225.05	01/15/2019
626156	01/10/2019	W/R	BARNES & NOBLE BOOKSELLERS,	175.10	01/24/2019
626157	01/10/2019	W/R	BARNES & NOBLE EDUCATION, INC	779.30	01/15/2019
626158	01/10/2019	W/R	MONARCH SCHOOL	19,875.00	01/14/2019
626159	01/10/2019	W/R	BELLEFAIRE JEWISH CHILDREN'S	51,569.56	01/14/2019
626160	01/10/2019	W/R	BOOKSOURCE	505.91	01/16/2019
626161	01/10/2019	W/R	DAIRYMENS	3,462.94	01/14/2019
626162	01/10/2019	W/R	BRODART CO	298.46	01/14/2019
626163	01/10/2019	W/R	BRUMBAUGH-HERRICK, INC.	525.00	01/29/2019
626164	01/10/2019	W/R	BUEHLER'S MARKETS	178.00	01/15/2019
626165	01/10/2019	W/R	BUZZARD TOOLS LLC	91.99	01/22/2019
626166	01/10/2019	W/R	CARDINAL BUS SALES &	1,193.25	01/14/2019
626167	01/10/2019	W/R	CARRIE SCHRECK	46.82	01/14/2019
626168	01/10/2019	W/R	DOMINIC'S PIZZA	272.69	01/25/2019
626169	01/10/2019	W/R	CDWG	506.76	01/15/2019
626170	01/10/2019	W/R	CENTERRA CO-OP	16,665.91	01/16/2019
626171	01/10/2019	W/R	CENTRAL INSTRUMENT CO.	75.00	01/14/2019
626172	01/10/2019	W/R	CHAD WILSON	25.95	01/14/2019
626173	01/10/2019	W/R	CHRISTINA HAMMAN	54.78	01/14/2019
626174	01/10/2019	W/R	CHRONICLE TELEGRAM	56.18	01/15/2019
626175	01/10/2019	W/R	CINTAS FIRST AID & SAFETY	118.68	01/22/2019
626176	01/10/2019	W/R	CINTAS CORPORATION	1,341.96	01/15/2019
626177	01/10/2019	W/R	CITY OF MEDINA	5,321.28	01/14/2019
626178	01/10/2019	W/R	CITY OF MEDINA	14,190.40	01/14/2019
626179	01/10/2019	W/R	CLEVELAND CLINIC ATWORK	260.00	01/31/2019
626180	01/10/2019	W/R	CLEVELAND CLINIC CENTER	28,819.64	01/14/2019
626181	01/10/2019	W/R	CLEVELAND PLUMBING	52.56	01/14/2019
626182	01/10/2019	W/R	COCA COLA BOTTLING CO CSLDT	1,650.50	01/14/2019
626183	01/10/2019	W/R	COLUMBIA GAS OF OHIO, INC	7,842.83	01/17/2019
626184	01/10/2019	W/R	CRISIS PREVENTON INST, INC.	6,498.00	01/17/2019
626185	01/10/2019	W/R	CROSSROADS ASPHALT	218.50	01/15/2019
626186	01/10/2019	W/R	CROWN TROPHY OF MEDINA	866.00	01/14/2019
626187	01/10/2019	W/R	CUMMINS INTERSTATE POWER INC	201.30	01/16/2019
626188	01/10/2019	W/R	DANIEL FENN	75.39	01/14/2019
626189	01/10/2019	W/R	CTB McGRAW-HILL	632.62	01/17/2019
626190	01/10/2019	W/R	DAVID L ARBOGAST	455.00	01/23/2019
626191	01/10/2019	W/R	DAVID M CHAMBERS	493.77	01/14/2019
626192	01/10/2019	W/R	DIAMOND GROUP FUNDRAISING	1,166.00	01/18/2019
626193	01/10/2019	W/R	ELECTRICAL APPLIANCE REPAIR	68.65	01/17/2019
626194	01/10/2019	W/R	ENHANCED FITNESS & PERFORMANCE	190.00	01/23/2019
626195	01/10/2019	W/R	FARMERS EXCHANGE CO INC	489.02	01/14/2019
626196	01/10/2019	W/R	FASTENAL COMPANY	76.26	01/15/2019
626197	01/10/2019	W/R	FBN SYSTEMS, INC.	95.00	01/22/2019

Date: 2/11/2019

C H E C K   R E G I S T E R  
Processing Month: January 2019  
MEDINA CITY SCHOOL DISTRICT

Page: 3  
(CHKREG)

Check#	Check Date	Org Sta	Vendor Paid	Check Amount	Status Date
626198	01/10/2019	W/R	FLINN SCIENTIFIC, INC.	452.48	01/15/2019
626199	01/10/2019	W/R	FOLLETT SCHOOL SOLUTIONS INC	498.15	01/22/2019
626200	01/10/2019	W/R	FREY SCIENTIFIC	16.38	01/22/2019
626201	01/10/2019	W/R	FRONTIER	6,267.20	01/15/2019
626202	01/10/2019	W/R	GENERAL PARTS LLC	220.00	01/18/2019
626203	01/10/2019	W/R	GOODWILL INDUSTRIES AKRON INC	3,386.50	01/11/2019
626204	01/10/2019	W/R	GORDON FOOD SERVICE	62.90	01/15/2019
626205	01/10/2019	W/R	GORDON FOOD SERVICE	68.95	01/15/2019
626206	01/10/2019	W/R	GREGORY MILLER	33.12	01/14/2019
626207	01/10/2019	W/R	GRIZZLY AUTO & TIRE	640.71	01/15/2019
626208	01/10/2019	W/R	HEALTHCARE BILLING SERVICES	1,005.84	01/15/2019
626209	01/10/2019	W/R	HERSHEY CREAMERY CO	463.20	01/25/2019
626210	01/10/2019	W/R	HILLYARD INC	91.65	01/23/2019
626211	01/10/2019	W/R	HOBART SALES&SERV,HMR/INNOTECH	23.94	01/14/2019
626212	01/10/2019	W/R	ICANDI GRAPHICS	426.00	01/15/2019
626213	01/10/2019	W/R	ICE CREAM SPECIALTIES INC	175.36	01/14/2019
626214	01/10/2019	W/R	INNOVATIVE SOLUTIONS	2,010.00	01/15/2019
626215	01/10/2019	W/R	JEAN NICOLE MILLER	36.23	01/14/2019
626216	01/10/2019	W/R	JENNIFER ULMER	14.65	01/14/2019
626217	01/10/2019	W/R	JODI DOBBEN	32.28	01/14/2019
626218	01/10/2019	W/R	JOHN LEATHERMAN	50.71	01/14/2019
626219	01/10/2019	W/R	JOHN WESTFALL JR	9.92	01/14/2019
626220	01/10/2019	W/R	JOSEPH GAUDIO	61.26	01/14/2019
626221	01/10/2019	W/R	JOSHEN PAPER & PACKAGING	791.68	01/14/2019
626222	01/10/2019	W/R	JULIA COPLEY	300.00	01/14/2019
626223	01/10/2019	W/R	JULIE CREW	167.52	01/18/2019
626224	01/10/2019	W/R	JULIE KEARNEY	21.59	01/14/2019
626225	01/10/2019	W/R	JULIE MCCABE	46.27	01/14/2019
626226	01/10/2019	W/R	JUNIOR LIBRARY GUILD	54.99	01/14/2019
626227	01/10/2019	W/R	JW PEPPER & SON, INC.	81.99	01/14/2019
626228	01/10/2019	W/R	KAPPUS COMPANY	103.89	01/14/2019
626229	01/10/2019	W/R	KELLY MILLER	138.24	01/14/2019
626230	01/10/2019	W/R	KIMBERLY BEARD	15.80	01/14/2019
626231	01/10/2019	W/R	KIRK VOZAR	385.00	01/16/2019
626232	01/10/2019	W/R	LANGUAGE LEARNING ASSOCIATES	29,916.00	01/11/2019
626233	01/10/2019	W/R	LAURA HOUGH	43.60	01/14/2019
626234	01/10/2019	W/R	LISA KAISER	139.50	01/14/2019
626235	01/10/2019	W/R	LITERACY RESOURCES, INC.	463.94	01/22/2019
626236	01/10/2019	W/R	LITTLEBITS ELECTRONICS, INC.	1,799.70	01/23/2019
626237	01/10/2019	W/R	LORI DENNIS	24.00	01/14/2019
626238	01/10/2019	W/R	LYNN HOUGHTALING	8.54	01/14/2019
626239	01/10/2019	W/R	MACIE PUBLISHING COMPANY	305.09	01/14/2019
626240	01/10/2019	W/R	MACKIN EDUCATIONAL RESOURCES	2,571.19	01/17/2019
626241	01/10/2019	W/R	MARS ELECTRIC CO.	13.15	01/14/2019
626242	01/10/2019	W/R	MATHCOUNTS REGISTRATION	210.00	01/17/2019
626243	01/10/2019	W/R	MATHEW FITZ	105.00	01/15/2019
626244	01/10/2019	W/R	MCMASTER-CARR	104.34	01/14/2019
626245	01/10/2019	W/R	MCS FOOD SERVICE DEPT.	443.23	01/14/2019
626246	01/10/2019	W/R	MEDINA AUTO MALL	467.90	01/16/2019
626247	01/10/2019	W/R	MEDINA CITY SCHOOLS	54,672.95	01/11/2019
626248	01/10/2019	W/W	MEDINA COUNTY BAR ASSOCIATION	95.00	
626249	01/10/2019	W/R	MEDINA COUNTY LAW	100.00	01/24/2019



Date: 2/11/2019

C H E C K   R E G I S T E R  
Processing Month: January 2019  
MEDINA CITY SCHOOL DISTRICT

Page: 4  
(CHKREG)

Check#	Check Date	Org Sta	Vendor Paid	Check Amount	Status Date
626250	01/10/2019	W/R	MEDINA COUNTY SANITARY	1,698.62	01/16/2019
626251	01/10/2019	W/R	MEDINA GLASS COMPANY	462.47	01/22/2019
626252	01/10/2019	W/R	MEDINA HARDWARE, INC	1,354.40	01/18/2019
626253	01/10/2019	W/R	MEDINA TRACTOR SALES	146.75	01/14/2019
626254	01/10/2019	W/R	MEGAN MONTGOMERY	103.12	01/14/2019
626255	01/10/2019	W/R	MICHAEL WESNER	472.50	01/22/2019
626256	01/10/2019	W/R	MIDLAND HARDWARE COMPANY	626.63	01/14/2019
626257	01/10/2019	W/R	MINDAN ALT	28.40	01/14/2019
626258	01/10/2019	W/R	MITCHELL CHARVAT	194.34	01/14/2019
626259	01/10/2019	W/R	MONARCH CARPET ONE	1,278.00	01/16/2019
626260	01/10/2019	W/R	MTS SAFETY PRODUCTS	83.50	01/14/2019
626261	01/10/2019	W/R	MYRA BOWYER	350.00	01/14/2019
626262	01/10/2019	W/R	NASSP	4,085.00	01/16/2019
626263	01/10/2019	W/R	NATIONAL CARPET OUTLET, INC	132.33	01/15/2019
626264	01/10/2019	W/R	NATIONAL LATIN EXAM	825.00	01/22/2019
626265	01/10/2019	W/R	PEARSON, INC.	300.33	01/22/2019
626266	01/10/2019	W/R	THE M CONLEY COMPANY	517.58	01/14/2019
626267	01/10/2019	W/R	NICHOLAS CERIMELE	12.43	01/14/2019
626268	01/10/2019	W/R	NICKLES BAKERY	837.44	01/16/2019
626269	01/10/2019	W/R	NORTH GATEWAY TIRE CO INC	234.50	01/15/2019
626270	01/10/2019	W/R	OAGC	110.00	01/18/2019
626271	01/10/2019	W/R	OAPT	350.00	01/24/2019
626272	01/10/2019	W/R	OASBO	425.00	01/14/2019
626273	01/10/2019	W/R	OASSA	525.00	01/15/2019
626274	01/10/2019	W/R	OHIO EDISON COMPANY	19,830.52	01/14/2019
626275	01/10/2019	W/W	OHIO JUNIOR CLASSICAL LEAGUE	112.00	
626276	01/10/2019	W/R	OHIO STATE BAR ASSOCIATION	247.00	01/14/2019
626277	01/10/2019	W/R	ORIGINAL SEAT SACK COMPANY	187.95	01/14/2019
626278	01/10/2019	W/R	ORLO AUTO PARTS INC	210.25	01/15/2019
626279	01/10/2019	W/R	OSPA-OHIO SCHOOL PSYCHOLOGISTS	120.00	01/24/2019
626280	01/10/2019	W/R	OTC BRANDS INC	37.77	01/15/2019
626281	01/10/2019	W/R	PSYCHOLOGICAL ASSESSMENT	35.00	01/17/2019
626282	01/10/2019	W/R	PAUL WORSENCROFT	37.83	01/14/2019
626283	01/10/2019	W/R	CAFETERIA-PEPSI COLA ORDERS	2,872.56	01/17/2019
626284	01/10/2019	W/R	PIONEER DRAMA SERVICE INC	501.50	01/18/2019
626285	01/10/2019	W/R	PITNEY BOWES GLOBAL FINANCIAL	716.97	01/16/2019
626286	01/10/2019	W/R	POINT SPRING & DRIVESHAFT CO	806.70	01/15/2019
626287	01/10/2019	W/R	RAFCOMM, INC.	3,562.94	01/14/2019
626288	01/10/2019	W/R	READING RECOVERY COUNCIL OF	420.00	01/18/2019
626289	01/10/2019	W/R	REINHARDT SUPPLY COMPANY	6,214.43	01/17/2019
626290	01/10/2019	W/R	RJ VERNAK REFRIGERATION	1,765.00	01/17/2019
626291	01/10/2019	W/R	ROJEN COMPANY	179.76	01/16/2019
626292	01/10/2019	W/R	RONDA FRENCH	91.07	01/14/2019
626293	01/10/2019	W/R	S3 TECHNOLOGIES LLC	735.00	01/15/2019
626294	01/10/2019	W/R	SAFETY SYSTEM CONTROLS, INC	93.79	01/31/2019
626295	01/10/2019	W/R	SANSON COMPANY	1,723.25	01/15/2019
626296	01/10/2019	W/R	SCHOLASTIC BOOK CLUBS, INC	1,159.75	01/16/2019
626297	01/10/2019	W/R	SCHOOL MEDIA ASSOCIATES, INC.	750.00	01/18/2019
626298	01/10/2019	W/R	SCHOOL SPECIALTY, INC	4,486.41	01/14/2019
626299	01/10/2019	W/R	SCRUBBER CITY INC	853.84	01/15/2019
626300	01/10/2019	W/R	SHAYNA SAMOSKY	36.90	01/14/2019
626301	01/10/2019	W/R	SHEAKLEY UNISERVE, INC.	17,800.00	01/14/2019

Date: 2/11/2019

C H E C K   R E G I S T E R  
Processing Month: January 2019  
MEDINA CITY SCHOOL DISTRICT

Page: 5  
(CHKREG)

Check#	Check Date	Org Sta	Vendor Paid	Check Amount	Status Date
626302	01/10/2019	W/R	SHELLY JANSEN	83.61	01/14/2019
626303	01/10/2019	W/R	SHERWIN WILLIAMS COMPANY	258.95	01/15/2019
626304	01/10/2019	W/R	SHIFFLER EQUIPMENT SALES INC	53.13	01/15/2019
626305	01/10/2019	W/R	SMETZER'S TIRE CENTER, INC.	9,949.39	01/15/2019
626306	01/10/2019	W/R	SPORTSENGINE INC	162.22	01/23/2019
626307	01/10/2019	W/R	SPORTSWORLD	328.00	01/18/2019
626308	01/10/2019	W/R	STANDARD WELDING & STEEL	136.13	01/15/2019
626309	01/10/2019	W/R	STANTON'S SHEET MUSIC INC	22.29	01/14/2019
626310	01/10/2019	W/R	STAPLES INC	173.13	01/16/2019
626311	01/10/2019	W/R	STERLING PAPER CO	483.02	01/15/2019
626312	01/10/2019	W/R	STERLING FARM EQUIPMENT	78.04	01/16/2019
626313	01/10/2019	W/R	STEVEN MISHLER	99.84	01/14/2019
626314	01/10/2019	W/R	SUBURBAN SCHOOL	44,256.00	01/22/2019
626315	01/10/2019	W/R	SUPECK SEPTIC SERVICES, LLC.	730.00	01/17/2019
626316	01/10/2019	W/R	TALBERT'S COMMERCIAL PRODUCTS	50.94	01/14/2019
626317	01/10/2019	W/R	TEACHERS PAY TEACHERS	31.99	01/18/2019
626318	01/10/2019	W/R	TERI LEWIS	15.87	01/14/2019
626319	01/10/2019	W/R	THE MISSING PIECE LLC	375.00	01/24/2019
626320	01/10/2019	W/R	THOMSON REUTERS INC	570.00	01/15/2019
626321	01/10/2019	W/R	TODD A ZIEJA	560.00	01/17/2019
626322	01/10/2019	W/R	TODD HODKEY	727.91	01/14/2019
626323	01/10/2019	W/R	TOTAL EDUCATION SOLUTIONS INC	6,440.00	01/15/2019
626324	01/10/2019	W/R	TRACI SWANTEK	111.35	01/14/2019
626325	01/10/2019	W/R	TRACY MACHALEC	47.09	01/14/2019
626326	01/10/2019	W/R	TRECA DIGITAL ACADEMY	5,817.83	01/15/2019
626327	01/10/2019	W/R	US BANK EQUIPMENT FINANCE	11,415.00	01/22/2019
626328	01/10/2019	W/R	USA MOBILE DRUG TESTING	319.00	01/16/2019
626329	01/10/2019	W/R	VSA INC	115.00	01/17/2019
626330	01/10/2019	W/R	W W WILLIAMS COMPANY LLC	87.24	01/15/2019
626331	01/10/2019	W/R	W.B. MASON CO., INC.	257.41	01/14/2019
626332	01/10/2019	W/R	WHITE HOUSE ARTESIAN SPRINGS	14.50	01/17/2019
626333	01/10/2019	W/R	WOLFF BROS. SUPPLY, INC.	758.26	01/14/2019
626334	01/10/2019	B/B	TERESA ROSS	125.00	
626335	01/10/2019	B/R	NICOLE FARRUGGIA	445.00	01/14/2019
626336	01/17/2019	W/R	AARON SABLE	678.53	01/22/2019
626337	01/17/2019	W/R	ADVANCE AUTO PARTS	203.99	01/23/2019
626338	01/17/2019	W/R	AIR RITE INC	97.50	01/24/2019
626339	01/17/2019	W/R	AIRGAS USA, LLC	80.26	01/23/2019
626340	01/17/2019	W/R	AIS COMMERCIAL PARTS & SERVICE	702.11	01/22/2019
626341	01/17/2019	W/R	ALICE TRAINING INSTITUTE LLC	3,500.00	01/25/2019
626342	01/17/2019	W/R	ANDREW BRENNER	31.72	01/22/2019
626343	01/17/2019	W/R	ANGELA NUCKOLS	1,032.50	01/22/2019
626344	01/17/2019	W/R	ANTHONY BELSITO	432.00	01/22/2019
626345	01/17/2019	W/R	APPLIED MSS	532.64	01/24/2019
626346	01/17/2019	W/R	ARMSTRONG CABLE	144.95	01/23/2019
626347	01/17/2019	W/R	ATLAS PEN & PENCIL LLC	75.27	01/24/2019
626348	01/17/2019	W/W	AUSTINTOWN-FITCH HIGH SCHOOL	400.00	
626349	01/17/2019	W/R	AUTO-JET MUFFLER CORP.	3,987.30	01/24/2019
626350	01/17/2019	W/R	BLICK ART MATERIALS LLC	1,211.16	01/24/2019
626351	01/17/2019	W/R	DAIRYMENS	3,699.98	01/23/2019
626352	01/17/2019	W/R	BRADFORD SCOTT QUADE	205.00	01/22/2019
626353	01/17/2019	W/R	BUEHLER'S MARKETS	30.40	01/22/2019

Date: 2/11/2019

C H E C K   R E G I S T E R  
Processing Month: January 2019  
MEDINA CITY SCHOOL DISTRICT

Page: 6  
(CHKREG)

Check#	Check Date	Org Sta	Vendor Paid	Check Amount	Status Date
626354	01/17/2019	W/R	BUZZARD TOOLS LLC	194.98	01/28/2019
626355	01/17/2019	W/R	CAPP USA, INC.	547.78	01/23/2019
626356	01/17/2019	W/R	CARDINAL BUS SALES &	2,297.42	01/22/2019
626357	01/17/2019	W/R	DOMINIC'S PIZZA	99.56	01/25/2019
626358	01/17/2019	W/R	CHUCK'S CUSTOM, LLC	425.77	01/24/2019
626359	01/17/2019	W/R	CINTAS CORPORATION	1,143.02	01/23/2019
626360	01/17/2019	W/R	CLARENCE CRUM	1,422.00	01/25/2019
626361	01/17/2019	W/W	CLEVELAND CLINIC ATWORK	150.00	
626362	01/17/2019	W/R	COLORAMICS, LLC DBA OHIO CERAM	15.71	01/23/2019
626363	01/17/2019	W/R	COPLEY HIGH SCHOOL	75.00	01/29/2019
626364	01/17/2019	W/R	CUYAHOGA COMMUNITY COLLEGE	2,883.42	01/23/2019
626365	01/17/2019	W/R	CYNTHIA WASSON	26.29	01/22/2019
626366	01/17/2019	W/R	DANIEL SMITH	12.75	01/22/2019
626367	01/17/2019	W/R	DECKER EQUIPMENT	52.69	01/23/2019
626368	01/17/2019	W/R	DISCOUNT MAGAZINE	314.11	01/24/2019
626369	01/17/2019	W/R	DYSLEXIA COACH OF NJ LLC	455.00	01/23/2019
626370	01/17/2019	W/R	EASY GRAPHICS CORP	705.20	01/28/2019
626371	01/17/2019	W/R	EDUCATION ALTERNATIVES	6,360.00	01/23/2019
626372	01/17/2019	W/R	ENNIS BRITTON CO LPA	17,148.02	01/18/2019
626373	01/17/2019	W/R	ENTERPRISE FLEET MGMT INC.	9,519.82	01/22/2019
626374	01/17/2019	W/R	ESC OF MEDINA COUNTY	5,100.00	01/22/2019
626375	01/17/2019	W/R	FARMERS EXCHANGE CO INC	489.02	01/23/2019
626376	01/17/2019	W/R	FASTENAL COMPANY	320.12	01/23/2019
626377	01/17/2019	W/R	FOLLETT SCHOOL SOLUTIONS INC	186.78	01/22/2019
626378	01/17/2019	W/R	FRAN SCHOEN	3,900.00	01/23/2019
626379	01/17/2019	W/R	FRONTIER	659.43	01/23/2019
626380	01/17/2019	W/R	GORDON FOOD SERVICE	288.98	01/24/2019
626381	01/17/2019	W/R	GRAINGER SUPPLY CO	1,106.45	01/23/2019
626382	01/17/2019	W/R	GREATER MEDINA CHAMBER	18.00	01/25/2019
626383	01/17/2019	W/R	GRIZZLY AUTO & TIRE	108.19	01/23/2019
626384	01/17/2019	W/R	HERSHEY CREAMERY CO	1,315.56	01/25/2019
626385	01/17/2019	W/R	JOHNSON CONTROLS, INC.	428.00	01/23/2019
626386	01/17/2019	W/R	JOHNSON CONTROLS FIRE PROT LP	2,445.00	01/23/2019
626387	01/17/2019	W/R	JOHNSTONE SUPPLY INC.	194.84	01/23/2019
626388	01/17/2019	W/R	JOSHEN PAPER & PACKAGING	1,027.02	01/22/2019
626389	01/17/2019	W/W	JULIE CREW	58.43	
626390	01/17/2019	W/R	JW PEPPER & SON, INC.	454.16	01/24/2019
626391	01/17/2019	W/W	KAREN KASE	51.95	
626392	01/17/2019	W/R	KAREN PLATZ	41.43	01/22/2019
626393	01/17/2019	W/R	KELLY KRINER	15.59	01/22/2019
626394	01/17/2019	W/R	KEYSTONE LOCAL SCHOOL DISTRICT	250.00	01/30/2019
626395	01/17/2019	W/R	LITERACY RESOURCES, INC.	309.96	01/28/2019
626396	01/17/2019	W/R	MACK'S, INC.	109.83	01/23/2019
626397	01/17/2019	W/R	MCMASTER-CARR	16.76	01/22/2019
626398	01/17/2019	W/R	MCS FOOD SERVICE DEPT.	161.51	01/23/2019
626399	01/17/2019	W/R	MEDINA CITY SCHOOLS	2,786.07	01/18/2019
626400	01/17/2019	W/R	MELISSA ALICE COTTAGE	306.00	01/22/2019
626401	01/17/2019	W/R	MENTOR HIGH SCHOOL	150.00	01/23/2019
626402	01/17/2019	W/R	MICHIGAN COMPANY INC	1,079.88	01/23/2019
626403	01/17/2019	W/R	MINE PAZITKA	46.22	01/22/2019
626404	01/17/2019	W/R	MNJ TECHNOLOGIES DIRECT INC	118.00	01/23/2019
626405	01/17/2019	W/R	MONTVILLE POLICE DEPARTMENT	13,045.28	01/25/2019



Date: 2/11/2019

C H E C K   R E G I S T E R  
Processing Month: January 2019  
MEDINA CITY SCHOOL DISTRICT

Page: 7  
(CHKREG)

Check#	Check Date	Org Sta	Vendor Paid	Check Amount	Status Date
626406	01/17/2019	W/R	MTS SAFETY PRODUCTS	667.50	01/22/2019
626407	01/17/2019	W/R	NAEIR	74.00	01/23/2019
626408	01/17/2019	W/R	NEOLA INC.	1,225.00	01/25/2019
626409	01/17/2019	W/R	THE M CONLEY COMPANY	210.60	01/23/2019
626410	01/17/2019	W/R	NICKLES BAKERY	631.17	01/23/2019
626411	01/17/2019	W/R	NORTHERN OHIO ROOFING AND	47,132.19	01/22/2019
626412	01/17/2019	W/R	OHIO EDISON COMPANY	61,414.19	01/23/2019
626413	01/17/2019	W/R	OHIO SCHOOL BOARDS ASSOC	8,210.00	01/29/2019
626414	01/17/2019	W/R	ORLO AUTO PARTS INC	19.03	01/22/2019
626415	01/17/2019	W/R	PATRICIA POWERS	12.26	01/22/2019
626416	01/17/2019	W/R	PATRICK O'BRIEN	125.00	01/23/2019
626417	01/17/2019	W/R	PAYSCHOOLS	605.00	01/28/2019
626418	01/17/2019	W/R	PIONEER VALLEY BOOKS	337.70	01/23/2019
626419	01/17/2019	W/R	POINT SPRING & DRIVESHAFT CO	1,187.92	01/23/2019
626420	01/17/2019	W/R	PRAXAIR	26.15	01/24/2019
626421	01/17/2019	W/R	REINHARDT SUPPLY COMPANY	1,386.45	01/24/2019
626422	01/17/2019	W/R	RESEARCH PRESS CO, INC.	1,004.34	01/25/2019
626423	01/17/2019	W/R	ROJEN COMPANY	72.80	01/22/2019
626424	01/17/2019	W/R	SANSON COMPANY	1,630.20	01/23/2019
626425	01/17/2019	W/R	SC STRATEGIC SOLUTIONS LLC	529.20	01/23/2019
626426	01/17/2019	W/R	SCHOLASTIC BOOK CLUBS, INC	334.50	01/23/2019
626427	01/17/2019	W/R	SCHOLASTIC INC	153.29	01/22/2019
626428	01/17/2019	W/R	SCHOOL SPECIALTY, INC	1,576.30	01/23/2019
626429	01/17/2019	W/R	SENDERO THERAPIES, INC.	20,919.04	01/18/2019
626430	01/17/2019	W/R	SPORTSWORLD	151.00	01/25/2019
626431	01/17/2019	W/R	STACY M FARRENHOLZ	401.50	01/22/2019
626432	01/17/2019	W/R	STANDARD WELDING & STEEL	13.88	01/23/2019
626433	01/17/2019	W/R	STAPLES INC	74.96	01/24/2019
626434	01/17/2019	W/R	STEPHANIE JESSUP	55.14	01/22/2019
626435	01/17/2019	W/R	TECHNOLOGY ENGINEERING	9,977.50	01/18/2019
626436	01/17/2019	W/R	AAA AUTO CLUB	170.00	01/25/2019
626437	01/17/2019	W/R	AUDITOR OF STATE'S OFFICE	6,202.00	01/22/2019
626438	01/17/2019	W/R	OHIO DEPARTMENT OF COMMERCE	78.25	01/24/2019
626439	01/17/2019	W/R	US SCHOOL SUPPLY, INC.	139.25	01/28/2019
626440	01/17/2019	W/R	VERIZON WIRELESS	358.88	01/23/2019
626441	01/17/2019	W/R	VSA INC	450.00	01/22/2019
626442	01/17/2019	W/R	W.B. MASON CO., INC.	13,901.36	01/23/2019
626443	01/17/2019	W/R	WHITE HOUSE ARTESIAN SPRINGS	7.25	01/23/2019
626444	01/17/2019	W/R	WOLFF BROS. SUPPLY, INC.	309.86	01/22/2019
626445	01/17/2019	W/R	WORLD TRUCK TOWING &	250.00	01/23/2019
626446	01/17/2019	W/R	ZINKAN ENTERPRISES, INC.	2,400.00	01/23/2019
626447	01/17/2019	B/R	CHRIS CUMMINGS	25.00	01/23/2019
626448	01/17/2019	B/B	CHRISTINA / ROBERT BAILEY	30.00	
626449	01/17/2019	B/R	CYNTHIA / GROVER DAVIS	30.00	01/29/2019
626450	01/17/2019	B/R	DEANNA PIATAK	12.00	01/28/2019
626451	01/17/2019	B/R	ELIZABETH NERANDZIC	15.00	01/23/2019
626452	01/17/2019	B/B	ERIC NAUSSBAUM	18.00	
626453	01/17/2019	B/R	JEANNE PANKOW	18.00	01/24/2019
626454	01/17/2019	B/B	JENNIFER ACKIM	18.00	
626455	01/17/2019	B/B	LORI BARMAN	18.00	
626456	01/17/2019	B/B	MATTHEW RICHARDSON	30.00	
626457	01/17/2019	B/B	MELISSA / ADAM VERGEI	18.00	

Date: 2/11/2019

C H E C K   R E G I S T E R  
Processing Month: January 2019  
MEDINA CITY SCHOOL DISTRICT

Page: 8  
(CHKREG)

Check#	Check Date	Org Sta	Vendor Paid	Check Amount	Status Date
626458	01/17/2019	B/V	MENG TANG	30.00	01/31/2019
626459	01/17/2019	B/B	MICHELE / JEFFREY GUTHRIE	15.00	
626460	01/17/2019	B/B	MICHELE / RANDY SOWOROWSKI	18.00	
626461	01/17/2019	B/R	MICHELE VEDDA	30.00	01/25/2019
626462	01/17/2019	B/R	MICKIE / MATT GETZ	30.00	01/24/2019
626463	01/17/2019	B/R	SUSAN / ANDREW WEST	15.00	01/23/2019
626464	01/17/2019	B/B	SUSAN SMIGEL	10.00	
626465	01/17/2019	B/B	TAMMY / CHRISTIAN WINGROVE	15.00	
626466	01/17/2019	B/B	TRACY JECKEL	10.00	
626467	01/17/2019	B/B	ELIZABETH KISSNER	25.00	
626468	01/17/2019	B/R	KRISTINE BRAND	25.00	01/23/2019
626469	01/17/2019	B/R	JOHN BROWN	94.00	01/28/2019
626470	01/17/2019	B/B	ST. FRANCIS XAVIER CHURCH	78.00	
626471	01/29/2019	W/W	ADLER TEAM SPORTS	1,682.00	
626472	01/29/2019	W/W	ALBRIGHT SECURITY CENTER, INC.	40.50	
626473	01/29/2019	W/W	AMAZON.COM	6,566.71	
626474	01/29/2019	W/R	ANGELA NUCKOLS	1,470.00	01/31/2019
626475	01/29/2019	W/R	ANGIE SELLARS	252.88	01/31/2019
626476	01/29/2019	W/W	ARDENT PIANO	1,250.00	
626477	01/29/2019	W/W	ARKAY FLORALS-FLOWER GALLERY	412.50	
626478	01/29/2019	W/W	B & B TROPHIES & AWARDS	10.00	
626479	01/29/2019	W/W	B&H PHOTO & ELECTRONICS CORP	160.00	
626480	01/29/2019	W/W	BLICK ART MATERIALS LLC	419.08	
626481	01/29/2019	W/R	BRADFORD SCOTT QUADE	80.00	01/31/2019
626482	01/29/2019	W/R	BSN SPORTS LLC	36.82	01/31/2019
626483	01/29/2019	W/R	BUEHLER'S MARKETS	270.99	01/31/2019
626484	01/29/2019	W/W	C MARTIN TRUCKING	1,262.02	
626485	01/29/2019	W/R	CARDINAL BUS SALES &	1,096.80	01/31/2019
626486	01/29/2019	W/R	CENTERRA CO-OP	14,379.74	01/31/2019
626487	01/29/2019	W/W	CHUCK'S CUSTOM, LLC	209.85	
626488	01/29/2019	W/W	CINTAS CORPORATION	138.42	
626489	01/29/2019	W/W	COCA COLA BOTTLING CO CSLDT	282.00	
626490	01/29/2019	W/W	COLUMBIA GAS OF OHIO, INC	10,510.29	
626491	01/29/2019	W/W	CROWN TROPHY OF MEDINA	22.20	
626492	01/29/2019	W/W	EASY GRAPHICS CORP	1,637.59	
626493	01/29/2019	W/W	FASTENAL COMPANY	10.92	
626494	01/29/2019	W/R	GALLEY PRINTING, INC.	1,622.00	01/31/2019
626495	01/29/2019	W/W	HARRISON FORD INC	7.52	
626496	01/29/2019	W/W	HERSHEY CREAMERY CO	774.48	
626497	01/29/2019	W/W	HILLIARD DAVIDSON GIRLS	400.00	
626498	01/29/2019	W/W	HILLYARD INC	1,666.85	
626499	01/29/2019	W/R	JULIE MCCABE	20.00	01/31/2019
626500	01/29/2019	W/W	JW PEPPER & SON, INC.	176.19	
626501	01/29/2019	W/W	LAKE SHORE LEARNING MATERIALS	853.74	
626502	01/29/2019	W/W	LODI LUMBER CO	67.18	
626503	01/29/2019	W/R	LORI S KELLY	2,562.00	01/31/2019
626504	01/29/2019	W/W	MAGICAL THEATRE COMPANY	850.00	
626505	01/29/2019	W/R	MARY BETH ELIAS	26.26	01/31/2019
626506	01/29/2019	W/W	MATH LEARNING CENTER	488.46	
626507	01/29/2019	W/W	MCS FOOD SERVICE DEPT.	1,255.66	
626508	01/29/2019	W/W	MEDINA COUNTY PORT AUTHORITY	853.00	
626509	01/29/2019	W/R	MELISSA ALICE COTTAGE	489.60	01/31/2019

Date: 2/11/2019

C H E C K   R E G I S T E R  
Processing Month: January 2019  
MEDINA CITY SCHOOL DISTRICT

Page: 9  
(CHKREG)

Check#	Check Date	Org Sta	Vendor Paid	Check Amount	Status Date
626510	01/29/2019	W/W	MICHIGAN COMPANY INC	1,079.88	
626511	01/29/2019	W/W	NE BOWLING TOURNAMENT	104.00	
626512	01/29/2019	W/R	NICKLES BAKERY	49.40	01/31/2019
626513	01/29/2019	W/R	OAESA	275.00	01/31/2019
626514	01/29/2019	W/R	OASBO	325.00	01/31/2019
626515	01/29/2019	W/W	OHIO EDISON COMPANY	677.92	
626516	01/29/2019	W/W	OHIO JUNIOR CLASSICAL LEAGUE	4,305.00	
626517	01/29/2019	W/W	OHIO SCHOOLS COUNCIL- NAT GAS	16,319.00	
626518	01/29/2019	W/R	ORLO AUTO PARTS INC	645.43	01/31/2019
626519	01/29/2019	W/W	OTC BRANDS INC	16.78	
626520	01/29/2019	W/W	P & A ADMINISTRATIVE SERVICES	479.00	
626521	01/29/2019	W/W	CAFETERIA-PEPSI COLA ORDERS	613.70	
626522	01/29/2019	W/W	POINT SPRING & DRIVESHAFT CO	546.21	
626523	01/29/2019	W/W	REDTREE INVESTMENT GROUP	1,531.79	
626524	01/29/2019	W/W	REINHARDT SUPPLY COMPANY	1,825.31	
626525	01/29/2019	W/R	SANDRA DEBNAR	69.65	01/31/2019
626526	01/29/2019	W/R	SCHOOL SPECIALTY, INC	50.18	01/31/2019
626527	01/29/2019	W/W	SCOTT SCRIVEN LLP	3,394.50	
626528	01/29/2019	W/W	SHEARER EQUIPMENT	248.03	
626529	01/29/2019	W/R	SHERYL SCHRADER	62.12	01/31/2019
626530	01/29/2019	W/W	SHIFFLER EQUIPMENT SALES INC	57.26	
626531	01/29/2019	W/W	SPORTSWORLD	560.00	
626532	01/29/2019	W/R	STACY M FARRENHOLZ	657.00	01/31/2019
626533	01/29/2019	W/W	STANDARD WELDING & STEEL	139.81	
626534	01/29/2019	W/R	TALBERT'S COMMERCIAL PRODUCTS	174.99	01/31/2019
626535	01/29/2019	W/W	US BANK EQUIPMENT FINANCE	11,415.00	
626536	01/29/2019	W/W	VERIZON BUSINESS	694.50	
626537	01/29/2019	B/B	LINDSEY POHTO	17.50	
942405	01/04/2019	C/C	MEMO -MEDINA CITY SCHOOLS	1,983,651.95	
942406	01/18/2019	C/C	MEMO -MEDINA CITY SCHOOLS	1,900,322.81	
Total Checks Issued				\$ 7,323,860.03	

Date: 02/11/19  
Time: 1:57 pm

MEDINA CITY SCHOOL DISTRICT  
Appropriation Account Summary  
SORTED BY FUND-SCC

Page: 1  
(APPSUM)

FYTD Appropriated	Prior FY Carryover Encumbrances	FYTD Expendable	FYTD Actual Expenditures	MTD Actual Expenditures	Current Encumbrances	FYTD Unencumbered Balance	FYTD Percent Exp/Enc
*****TOTAL FOR FUND-SCC 001 0000 (GENERAL FUND):							
76,772,901.21	723,414.76	77,496,315.97	43,503,619.31	5,661,047.93	2,268,048.84	31,724,647.82	59.06
=====							
*****TOTAL FOR FUND-SCC 002 0000 (BOND RETIREMENT):							
1,408,750.00	0.00	1,408,750.00	1,389,890.13	0.00	0.00	18,859.87	98.66
=====							
*****TOTAL FOR FUND-SCC 002 9000 (BOND RETIREMENT - NEW ELEM/SR HIGH):							
4,269,786.50	0.00	4,269,786.50	3,531,651.01	0.00	680,393.25	57,742.24	98.65
=====							
*****TOTAL FOR FUND-SCC 002 9012 (LOCAL SALES TAX RETIREMENT OF COPS):							
1,742,687.50	0.00	1,742,687.50	1,278,065.02	0.00	460,843.75	3,778.73	99.78
=====							
*****TOTAL FOR FUND-SCC 002 9014 (CONSOLIDATION - ENERGY & TRANSP NOTES):							
344,806.25	0.00	344,806.25	326,999.99	0.00	17,806.25	0.01	100.00
=====							
*****TOTAL FOR FUND-SCC 003 0000 (PERMANENT IMPROVEMENT FUND):							
126,628.88	0.00	126,628.88	634.27	0.00	0.00	125,994.61	0.50
=====							
*****TOTAL FOR FUND-SCC 003 9000 (PERMANENT IMPROVEMENT FUND):							
8,989.14	0.00	8,989.14	388.00	0.00	0.00	8,601.14	4.32
=====							
*****TOTAL FOR FUND-SCC 003 9001 (MEDINA CITY REC CENTER-PERMANENT IMPROV.):							
166,000.00	13,957.50	179,957.50	5,405.15	8,652.50-	43,875.00	130,677.35	27.38
=====							
*****TOTAL FOR FUND-SCC 006 0000 (LUNCHROOM FUND):							
2,535,200.00	16,398.18	2,551,598.18	1,388,538.35	183,055.17	144,833.03	1,018,226.80	60.09
=====							
*****TOTAL FOR FUND-SCC 007 9004 (COLLINS SCHOLARSHIP/POST-GRADUATE):							
18,000.00	0.00	18,000.00	0.00	0.00	0.00	18,000.00	0.00
=====							

Date: 02/11/19  
Time: 1:57 pm

MEDINA CITY SCHOOL DISTRICT  
Appropriation Account Summary  
SORTED BY FUND-SCC

Page: 2  
(APPSUM)

FYTD Appropriated	Prior FY Carryover Encumbrances	FYTD Expendable	FYTD Actual Expenditures	MTD Actual Expenditures	Current Encumbrances	FYTD Unencumbered Balance	FYTD Percent Exp/Enc
*****TOTAL FOR FUND-SCC 007 9111 (CHARLES STANGEL SCHOLARSHIP FUND):							
1,000.00	0.00	1,000.00	0.00	0.00	0.00	1,000.00	0.00
=====							
*****TOTAL FOR FUND-SCC 007 9333 (RIOS STUDENT LEADER SCHOLAR.):							
5,000.00	0.00	5,000.00	0.00	0.00	0.00	5,000.00	0.00
=====							
*****TOTAL FOR FUND-SCC 008 9002 (KANEHL MUSIC TRUST):							
250.00	0.00	250.00	0.00	0.00	0.00	250.00	0.00
=====							
*****TOTAL FOR FUND-SCC 008 9003 (RICHARD HOFFMAN COLLINS MEMORIAL SCHOLARSHIP ):							
40,000.00	0.00	40,000.00	0.00	0.00	0.00	40,000.00	0.00
=====							
*****TOTAL FOR FUND-SCC 008 9112 (ELAINE BUSHMAN FUND):							
500.00	0.00	500.00	0.00	0.00	0.00	500.00	0.00
=====							
*****TOTAL FOR FUND-SCC 009 9000 (STAR):							
30,243.50	0.00	30,243.50	0.00	0.00	30,243.50	0.00	100.00
=====							
*****TOTAL FOR FUND-SCC 009 9110 (UNIFORM SUPPLIES GARFIELD):							
6,716.40	0.00	6,716.40	491.68	123.69	2,200.00	4,024.72	40.08
=====							
*****TOTAL FOR FUND-SCC 009 9120 (UNIFORM SUPPLIES - CANAVAN):							
10,615.30	0.00	10,615.30	3,819.49	2,203.73	2,000.00	4,795.81	54.82
=====							
*****TOTAL FOR FUND-SCC 009 9130 (UNIFORM SUPPLIES - FENN):							
12,818.40	0.00	12,818.40	5,617.04	1,471.06	2,972.18	4,229.18	67.01
=====							
*****TOTAL FOR FUND-SCC 009 9140 (UNIFORM SUPPLIES - HERITAGE):							
9,383.70	155.74	9,539.44	3,037.35	234.59	1,198.44	5,303.65	44.40
=====							

Date: 02/11/19  
Time: 1:57 pm

MEDINA CITY SCHOOL DISTRICT  
Appropriation Account Summary  
SORTED BY FUND-SCC

Page: 3  
(APPSUM)

FYTD Appropriated	Prior FY Carryover Encumbrances	FYTD Expendable	FYTD Actual Expenditures	MTD Actual Expenditures	Current Encumbrances	FYTD Unencumbered Balance	FYTD Percent Exp/Enc
*****TOTAL FOR FUND-SCC 009 9160 (UNIFORM SUPPLIES - BLAKE):							
12,485.70	75.40	12,561.10	2,173.96	230.35-	2,200.00	8,187.14	34.82
=====							
*****TOTAL FOR FUND-SCC 009 9170 (UNIFORM SUPPLIES - RALPH WAITE ELEMENTARY):							
13,866.40	732.71	14,599.11	4,316.25	54.25	407.95	9,874.91	32.36
=====							
*****TOTAL FOR FUND-SCC 009 9180 (UNIFORM SUPPLIES - ELIZA NORTHROP ELEMENTARY ):							
12,386.90	0.00	12,386.90	2,639.75	323.05	2,752.14	6,995.01	43.53
=====							
*****TOTAL FOR FUND-SCC 009 9200 (UNIFORM SUPPLIES - CLAGGETT MIDDLE SCHOOL):							
31,746.40	37.82	31,784.22	26,414.88	0.00	5,297.99	71.35	99.78
=====							
*****TOTAL FOR FUND-SCC 009 9210 (UNIFORM SUPPLIES - A.I. ROOT MIDDLE SCHOOL):							
28,867.40	56.86	28,924.26	23,153.14	1,840.60	5,140.00	631.12	97.82
=====							
*****TOTAL FOR FUND-SCC 009 9300 (UNIFORM SUPPLIES - SENIOR HIGH SCHOOL):							
197,400.00	2,195.68	199,595.68	64,498.57	2,479.37	124,050.78	11,046.33	94.47
=====							
*****TOTAL FOR FUND-SCC 014 9016 (MEDINA CNTY JUV DET CNTR):							
291,335.38	0.00	291,335.38	166,491.99	22,636.38	0.00	124,843.39	57.15
=====							
*****TOTAL FOR FUND-SCC 014 9116 (EVOLVE):							
771,267.00	7,179.89	778,446.89	493,836.70	102,787.65	7,742.12	276,868.07	64.43
=====							
*****TOTAL FOR FUND-SCC 016 0000 (EMERGENCY LEVY):							
5,372,569.00	12,737.28	5,385,306.28	1,960,787.99	251,508.81	14,000.00	3,410,518.29	36.67
=====							
*****TOTAL FOR FUND-SCC 018 9110 (PRINCIPAL'S FUND - GARFIELD):							
14,000.00	75.00	14,075.00	4,508.24	2,115.82	4,719.94	4,846.82	65.56
=====							



Date: 02/11/19  
Time: 1:57 pm

MEDINA CITY SCHOOL DISTRICT  
Appropriation Account Summary  
SORTED BY FUND-SCC

Page: 4  
(APPSUM)

FYTD Appropriated	Prior FY Carryover Encumbrances	FYTD Expendable	FYTD Actual Expenditures	MTD Actual Expenditures	Current Encumbrances	FYTD Unencumbered Balance	FYTD Percent Exp/Enc
*****TOTAL FOR FUND-SCC 018 9113 (GARFIELD MEDIA CENTER):							
3,500.00	0.00	3,500.00	0.00	0.00	0.00	3,500.00	0.00
=====							
*****TOTAL FOR FUND-SCC 018 9120 (PRINCIPAL - CANAVAN):							
16,319.00	1,764.50	18,083.50	7,582.87	116.21	4,202.25	6,298.38	65.17
=====							
*****TOTAL FOR FUND-SCC 018 9123 (BOOK FAIR - CANAVAN):							
8,000.00	0.00	8,000.00	4,777.25	0.00	3,222.00	0.75	99.99
=====							
*****TOTAL FOR FUND-SCC 018 9130 (PRINCIPAL - FENN):							
30,000.00	663.94	30,663.94	7,788.67	1,139.07	8,690.99	14,184.28	53.74
=====							
*****TOTAL FOR FUND-SCC 018 9132 (FENN SCHOOL STORE):							
750.00	0.00	750.00	463.31	139.25	160.75	125.94	83.21
=====							
*****TOTAL FOR FUND-SCC 018 9133 (BOOK FAIR - FENN):							
250.00	0.00	250.00	0.00	0.00	0.00	250.00	0.00
=====							
*****TOTAL FOR FUND-SCC 018 9135 (MEDINA SKI TEAM - DISTRICTWIDE):							
7,000.00	0.00	7,000.00	0.00	0.00	7,000.00	0.00	100.00
=====							
*****TOTAL FOR FUND-SCC 018 9140 (PRINCIPAL'S FUND - HERITAGE):							
23,450.00	619.30	24,069.30	6,173.15	1,010.28	2,751.23	15,144.92	37.08
=====							
*****TOTAL FOR FUND-SCC 018 9143 (HERITAGE MEDIA CENTER):							
6,000.00	0.00	6,000.00	4,758.17	0.00	1,241.83	0.00	100.00
=====							
*****TOTAL FOR FUND-SCC 018 9160 (PRINCIPAL'S FUND - H G BLAKE):							
25,100.00	383.83	25,483.83	6,172.50	1,031.87	10,385.88	8,925.45	64.98
=====							



Date: 02/11/19  
Time: 1:57 pm

MEDINA CITY SCHOOL DISTRICT  
Appropriation Account Summary  
SORTED BY FUND-SCC

Page: 5  
(APPSUM)

FYTD Appropriated	Prior FY Carryover Encumbrances	FYTD Expendable	FYTD Actual Expenditures	MTD Actual Expenditures	Current Encumbrances	FYTD Unencumbered Balance	FYTD Percent Exp/Enc
*****TOTAL FOR FUND-SCC 018 9161 (LEADER IN ME - BLAKE):							
7,300.00	0.00	7,300.00	0.00	0.00	0.00	7,300.00	0.00
=====							
*****TOTAL FOR FUND-SCC 018 9162 (BLAKE RUNNING CLUB):							
200.00	0.00	200.00	0.00	0.00	0.00	200.00	0.00
=====							
*****TOTAL FOR FUND-SCC 018 9163 (BLAKE MEDIA CENTER):							
9,500.00	0.00	9,500.00	5,580.39	0.00	0.00	3,919.61	58.74
=====							
*****TOTAL FOR FUND-SCC 018 9170 (PRINCIPALS FUND - RALPH WAITE ELEMENTARY):							
19,800.00	1,033.32	20,833.32	1,412.50	0.00	0.00	19,420.82	6.78
=====							
*****TOTAL FOR FUND-SCC 018 9173 (MEDIA CENTER RALPH WAITE ELEMENTARY):							
10,000.00	2,377.13	12,377.13	8,337.34	0.00	1,662.66	2,377.13	80.79
=====							
*****TOTAL FOR FUND-SCC 018 9180 (PRINCIPALS FUND ELIZA NORTHROP ELEMENTARY):							
24,900.00	641.82	25,541.82	3,605.83	148.47	3,214.41	18,721.58	26.70
=====							
*****TOTAL FOR FUND-SCC 018 9181 (NORTHROP ELEMENTARY SCHOOL STORE):							
500.00	0.00	500.00	50.00	0.00	0.00	450.00	10.00
=====							
*****TOTAL FOR FUND-SCC 018 9183 (MEDIA CENTER ELIZA NORTHROP ELEMENTARY):							
5,000.00	3,000.00	8,000.00	7,780.85	0.00	0.00	219.15	97.26
=====							
*****TOTAL FOR FUND-SCC 018 9200 (PRINCIPAL'S FUND - CLAGGETT M.S.):							
30,500.00	1,491.33	31,991.33	8,791.11	1,978.65	1,449.58	21,750.64	32.01
=====							
*****TOTAL FOR FUND-SCC 018 9203 (CLAGGETT M.S. MEDIA CENTER):							
3,200.00	0.00	3,200.00	2,822.72	0.00	0.00	377.28	88.21
=====							

Date: 02/11/19  
Time: 1:57 pm

MEDINA CITY SCHOOL DISTRICT  
Appropriation Account Summary  
SORTED BY FUND-SCC

Page: 6  
(APPSUM)

FYTD Appropriated	Prior FY Carryover Encumbrances	FYTD Expendable	FYTD Actual Expenditures	MTD Actual Expenditures	Current Encumbrances	FYTD Unencumbered Balance	FYTD Percent Exp/Enc
*****TOTAL FOR FUND-SCC 018 9210 (PRINCIPAL'S FUND - ROOT M.S.):							
42,000.00	4,512.67	46,512.67	12,188.98	1,762.07	19,752.96	14,570.73	68.67
=====							
*****TOTAL FOR FUND-SCC 018 9211 (ROOT M.S. MEDIA CENTER):							
5,100.00	0.00	5,100.00	2,695.57	0.00	0.00	2,404.43	52.85
=====							
*****TOTAL FOR FUND-SCC 018 9300 (PRINCIPAL'S FUND - SENIOR HIGH):							
41,000.00	7,619.86	48,619.86	9,898.03	121.31	29,543.14	9,178.69	81.12
=====							
*****TOTAL FOR FUND-SCC 018 9303 (PERFORMING ARTS):							
65,575.00	24,503.78	90,078.78	20,445.01	2,823.30	58,465.00	11,168.77	87.60
=====							
*****TOTAL FOR FUND-SCC 018 9304 (BUZZ):							
13,850.00	4,899.23	18,749.23	6,349.91	95.47	12,229.98	169.34	99.10
=====							
*****TOTAL FOR FUND-SCC 018 9901 (PUBLIC SCHOOL SUPPORT - INSTRUCTION DEPT.):							
13,374.86	2,580.94	15,955.80	8,829.14	0.00	0.00	7,126.66	55.33
=====							
*****TOTAL FOR FUND-SCC 018 9905 (PUBLIC SCHOOL SUPPORT/STUDENT SERVICES):							
9,580.00	0.00	9,580.00	3,701.43	1,387.93	0.00	5,878.57	38.64
=====							
*****TOTAL FOR FUND-SCC 018 9906 (COMMUNICATIONS - PUBLIC SCHOOL SUPPORT):							
2,862.00	29.79	2,891.79	2,362.00	0.00	0.00	529.79	81.68
=====							
*****TOTAL FOR FUND-SCC 018 9916 (SPIRIT NIGHT):							
3,500.00	0.00	3,500.00	2,297.52	0.00	0.00	1,202.48	65.64
=====							
*****TOTAL FOR FUND-SCC 018 9917 (BICENTENNIAL):							
677.00	0.00	677.00	124.00	0.00	0.00	553.00	18.32
=====							

Date: 02/11/19  
Time: 1:57 pm

MEDINA CITY SCHOOL DISTRICT  
Appropriation Account Summary  
SORTED BY FUND-SCC

Page: 7  
(APPSUM)

FYTD Appropriated	Prior FY Carryover Encumbrances	FYTD Expendable	FYTD Actual Expenditures	MTD Actual Expenditures	Current Encumbrances	FYTD Unencumbered Balance	FYTD Percent Exp/Enc
*****TOTAL FOR FUND-SCC 018 9918 (FAMILY FIRST):							
1,000.00	0.00	1,000.00	842.20	424.20	0.00	157.80	84.22
=====							
*****TOTAL FOR FUND-SCC 019 9000 (ADAMH GRANT):							
6,900.00	0.00	6,900.00	2,727.00	0.00	1,131.00	3,042.00	55.91
=====							
*****TOTAL FOR FUND-SCC 019 9009 (MCDAC GRANT FY19):							
82,368.00	0.00	82,368.00	59,344.95	9,767.61	0.00	23,023.05	72.05
=====							
*****TOTAL FOR FUND-SCC 019 9181 (FIRST ENERGY GRANT):							
960.00	0.00	960.00	959.84	0.00	0.16	0.00	100.00
=====							
*****TOTAL FOR FUND-SCC 020 9001 (TRANSPORTATION ENTERPRISE):							
40,000.00	1,931.26	41,931.26	14,555.67	1,322.42	22,391.81	4,983.78	88.11
=====							
*****TOTAL FOR FUND-SCC 022 9000 (Unclaimed funds):							
10,000.00	0.00	10,000.00	1,219.19	0.00	3,780.81	5,000.00	50.00
=====							
*****TOTAL FOR FUND-SCC 022 9300 (OH HIGH SCHOOL ATH ASSOC FUND):							
60,000.00	0.00	60,000.00	18,503.50	0.00	0.00	41,496.50	30.84
=====							
*****TOTAL FOR FUND-SCC 024 9001 (MEDICAL AND DRUG/SELF INSURANCE FUNDS):							
8,271,000.00	0.00	8,271,000.00	5,254,771.26	707,112.22	2,864,237.96	151,990.78	98.16
=====							
*****TOTAL FOR FUND-SCC 024 9002 (DENTAL SELF INSURANCE FUNDS):							
675,000.00	0.00	675,000.00	395,696.68	57,056.14	282,943.86	3,640.54-	100.54
=====							
*****TOTAL FOR FUND-SCC 024 9094 (FLEX PRO):							
190,000.00	362.60	190,362.60	118,331.04	19,073.40	73,631.56	1,600.00-	100.84
=====							

Date: 02/11/19  
Time: 1:57 pm

MEDINA CITY SCHOOL DISTRICT  
Appropriation Account Summary  
SORTED BY FUND-SCC

Page: 8  
(APPSUM)

FYTD Appropriated	Prior FY Carryover Encumbrances	FYTD Expendable	FYTD Actual Expenditures	MTD Actual Expenditures	Current Encumbrances	FYTD Unencumbered Balance	FYTD Percent Exp/Enc
*****TOTAL FOR FUND-SCC 027 0000 (WORKMANS COMP.-SELF INS):							
206,000.00	0.00	206,000.00	117,678.66	23,076.09	80,023.07	8,298.27	95.97
=====							
*****TOTAL FOR FUND-SCC 071 9013 (LOCAL SALES TAX PERMANENT IMPROVEMENTS):							
3,669,687.50	154,962.28	3,824,649.78	2,689,703.18	57,177.01	313,915.02	821,031.58	78.53
=====							
*****TOTAL FOR FUND-SCC 200 9110 (GARFIELD STUDENT COUNCIL/K-KIDS CLUB):							
1,500.00	0.00	1,500.00	0.00	0.00	285.00	1,215.00	19.00
=====							
*****TOTAL FOR FUND-SCC 200 9111 (GARFIELD CHESS CLUB):							
200.00	0.00	200.00	0.00	0.00	0.00	200.00	0.00
=====							
*****TOTAL FOR FUND-SCC 200 9121 (ELLA CANAVAN STUDENT COUNCIL):							
390.00	0.00	390.00	163.43	32.28	200.00	26.57	93.19
=====							
*****TOTAL FOR FUND-SCC 200 9185 (K-KIDS KIWANIS ACTIVITY CLUB-NORTHROP):							
2,500.00	0.00	2,500.00	689.96	0.00	1,000.00	810.04	67.60
=====							
*****TOTAL FOR FUND-SCC 200 9202 (CLAGGETT MIDDLE SCH. STUDENT COUNCIL):							
4,814.00	0.00	4,814.00	861.36	95.00	0.00	3,952.64	17.89
=====							
*****TOTAL FOR FUND-SCC 200 9205 (CLAGGETT MIDDLE SCH. BUILDERS CLUB):							
300.00	0.00	300.00	162.00	0.00	100.00	38.00	87.33
=====							
*****TOTAL FOR FUND-SCC 200 9209 (CLAGGETT MIDDLE SCHOOL DRAMA CLUB):							
6,000.00	0.00	6,000.00	1,118.40	0.00	3,800.00	1,081.60	81.97
=====							
*****TOTAL FOR FUND-SCC 200 9253 (BUILDERS' CLUB - ROOT M.S.):							
250.00	0.00	250.00	0.00	0.00	250.00	0.00	100.00
=====							

Date: 02/11/19  
Time: 1:57 pm

MEDINA CITY SCHOOL DISTRICT  
Appropriation Account Summary  
SORTED BY FUND-SCC

Page: 9  
(APPSUM)

FYTD Appropriated	Prior FY Carryover Encumbrances	FYTD Expendable	FYTD Actual Expenditures	MTD Actual Expenditures	Current Encumbrances	FYTD Unencumbered Balance	FYTD Percent Exp/Enc
*****TOTAL FOR FUND-SCC 200 9254 (HONORS ACADEMY - ROOT):							
4,150.00	37.33	4,187.33	385.00	0.00	3,000.00	802.33	80.84
=====							
*****TOTAL FOR FUND-SCC 200 9256 (DRAMA CLUB - ROOT M.S.):							
3,826.00	0.00	3,826.00	501.50	501.50	3,276.00	48.50	98.73
=====							
*****TOTAL FOR FUND-SCC 200 9258 (STUDENT COUNCIL - ROOT M.S.):							
2,660.00	103.88	2,763.88	485.97	355.50	1,562.00	715.91	74.10
=====							
*****TOTAL FOR FUND-SCC 200 9301 (YOUNG AMERICANS FOR FREEDOM):							
3,200.00	0.00	3,200.00	3,095.00	0.00	0.00	105.00	96.72
=====							
*****TOTAL FOR FUND-SCC 200 9302 (ART CLUB):							
525.00	0.00	525.00	161.52	0.00	38.48	325.00	38.10
=====							
*****TOTAL FOR FUND-SCC 200 9303 (CULTURAL EXPLORATION):							
200.00	0.00	200.00	23.49	0.00	116.51	60.00	70.00
=====							
*****TOTAL FOR FUND-SCC 200 9305 (CHEMCLUB):							
900.00	0.00	900.00	0.00	0.00	900.00	0.00	100.00
=====							
*****TOTAL FOR FUND-SCC 200 9306 (OPERATION SMILE):							
170.00	0.00	170.00	0.00	0.00	170.00	0.00	100.00
=====							
*****TOTAL FOR FUND-SCC 200 9307 (CHOIR):							
38,700.00	23,306.57	62,006.57	16,714.03	0.00	13,255.64	32,036.90	48.33
=====							
*****TOTAL FOR FUND-SCC 200 9309 (IMPROV CLUB):							
4,300.00	0.00	4,300.00	0.00	0.00	4,300.00	0.00	100.00
=====							

Date: 02/11/19  
Time: 1:57 pm

MEDINA CITY SCHOOL DISTRICT  
Appropriation Account Summary  
SORTED BY FUND-SCC

Page: 10  
(APPSUM)

FYTD Appropriated	Prior FY Carryover Encumbrances	FYTD Expendable	FYTD Actual Expenditures	MTD Actual Expenditures	Current Encumbrances	FYTD Unencumbered Balance	FYTD Percent Exp/Enc
*****TOTAL FOR FUND-SCC 200 9312 (DRAMA CLUB):							
22,000.00	898.89	22,898.89	2,525.76	0.00	20,370.00	3.13	99.99
=====							
*****TOTAL FOR FUND-SCC 200 9315 (FELLOWSHIP OF CHRISTIAN ATHLETES):							
750.00	0.00	750.00	0.00	0.00	750.00	0.00	100.00
=====							
*****TOTAL FOR FUND-SCC 200 9318 (GIRLS LEADERSHIP CLUB):							
2,050.00	0.00	2,050.00	817.23	0.00	1,232.77	0.00	100.00
=====							
*****TOTAL FOR FUND-SCC 200 9321 (KEY CLUB):							
10,000.00	5,496.19	15,496.19	418.19	0.00	9,991.02	5,086.98	67.17
=====							
*****TOTAL FOR FUND-SCC 200 9323 (MEDINAMITE):							
3,000.00	0.00	3,000.00	0.00	0.00	3,000.00	0.00	100.00
=====							
*****TOTAL FOR FUND-SCC 200 9324 (MEDINIAN):							
11,900.00	2,108.28	14,008.28	7,837.93	0.00	4,047.76	2,122.59	84.85
=====							
*****TOTAL FOR FUND-SCC 200 9325 (MHS BAND):							
25,675.00	0.00	25,675.00	1,965.15	78.48	18,706.20	5,003.65	80.51
=====							
*****TOTAL FOR FUND-SCC 200 9326 (NATIONAL HONOR SOCIETY):							
3,500.00	0.00	3,500.00	0.00	0.00	3,500.00	0.00	100.00
=====							
*****TOTAL FOR FUND-SCC 200 9327 (ORCHESTRA):							
3,000.00	0.00	3,000.00	0.00	0.00	3,000.00	0.00	100.00
=====							
*****TOTAL FOR FUND-SCC 200 9330 (SCIENCE OLYMPIAD CLUB):							
1,720.00	0.00	1,720.00	640.00	0.00	1,080.00	0.00	100.00
=====							



Date: 02/11/19  
Time: 1:57 pm

MEDINA CITY SCHOOL DISTRICT  
Appropriation Account Summary  
SORTED BY FUND-SCC

Page: 11  
(APPSUM)

FYTD Appropriated	Prior FY Carryover Encumbrances	FYTD Expendable	FYTD Actual Expenditures	MTD Actual Expenditures	Current Encumbrances	FYTD Unencumbered Balance	FYTD Percent Exp/Enc
*****TOTAL FOR FUND-SCC 200 9332 (SPANISH CLUB):							
5,280.00	0.00	5,280.00	1,442.11	615.54	3,837.00	0.89	99.98
=====							
*****TOTAL FOR FUND-SCC 200 9333 (STUDENT COUNCIL):							
43,200.00	3,121.27	46,321.27	35,527.14	11,624.83	9,435.95	1,358.18	97.07
=====							
*****TOTAL FOR FUND-SCC 200 9335 (LATIN CLUB):							
5,000.00	0.00	5,000.00	5,348.78	4,912.00	0.00	348.78	106.98
=====							
*****TOTAL FOR FUND-SCC 200 9337 (AMERICAN SIGN LANGUAGE CLUB):							
350.00	0.00	350.00	124.30	55.14	225.70	0.00	100.00
=====							
*****TOTAL FOR FUND-SCC 200 9339 (SPEECH/DEBATE CLUB):							
32,500.00	2,422.88	34,922.88	13,365.46	3,091.20	19,365.00	2,192.42	93.72
=====							
*****TOTAL FOR FUND-SCC 200 9340 (S. A. D. D.):							
1,000.00	0.00	1,000.00	162.90	162.90	837.10	0.00	100.00
=====							
*****TOTAL FOR FUND-SCC 200 9346 (PENGUIN BOWL/NOSB):							
600.00	0.00	600.00	0.00	0.00	600.00	0.00	100.00
=====							
*****TOTAL FOR FUND-SCC 200 9350 (TECHNOLOGY CLUB):							
3,600.00	145.73	3,745.73	1,378.40	60.14	1,281.74	1,085.59	71.02
=====							
*****TOTAL FOR FUND-SCC 200 9352 (VIDEO CLUB - SR HI):							
6,000.00	0.00	6,000.00	220.36	0.00	5,779.64	0.00	100.00
=====							
*****TOTAL FOR FUND-SCC 200 9353 (CHINESE CLUB):							
100.00	0.00	100.00	0.00	0.00	100.00	0.00	100.00
=====							

Date: 02/11/19  
Time: 1:57 pm

MEDINA CITY SCHOOL DISTRICT  
Appropriation Account Summary  
SORTED BY FUND-SCC

Page: 12  
(APPSUM)

FYTD Appropriated	Prior FY Carryover Encumbrances	FYTD Expendable	FYTD Actual Expenditures	MTD Actual Expenditures	Current Encumbrances	FYTD Unencumbered Balance	FYTD Percent Exp/Enc
*****TOTAL FOR FUND-SCC 200 9355 (GENDER AND SEXUALITY ALLIANCE):							
800.00	0.00	800.00	396.33	90.02	400.00	3.67	99.54
=====							
*****TOTAL FOR FUND-SCC 200 9380 (V O F T):							
25,000.00	15,639.11	40,639.11	2,164.09	1,823.18	22,835.91	15,639.11	61.52
=====							
*****TOTAL FOR FUND-SCC 200 9418 (CLASS OF 2018):							
650.69	5,817.11	6,467.80	5,655.24	0.00	652.19	160.37	97.52
=====							
*****TOTAL FOR FUND-SCC 200 9419 (CLASS OF 2019):							
5,700.00	4,919.39	10,619.39	1,472.10	0.00	3,652.33	5,494.96	48.26
=====							
*****TOTAL FOR FUND-SCC 200 9420 (CLASS OF 2020):							
47,970.00	0.00	47,970.00	446.74	160.51	47,523.26	0.00	100.00
=====							
*****TOTAL FOR FUND-SCC 200 9421 (CLASS OF 2021):							
4,900.00	0.00	4,900.00	1,897.61	0.00	1,202.00	1,800.39	63.26
=====							
*****TOTAL FOR FUND-SCC 200 9422 (CLASS OF 2022):							
1,850.00	0.00	1,850.00	1,822.59	0.00	27.41	0.00	100.00
=====							
*****TOTAL FOR FUND-SCC 300 0000 (ATHLETIC FUND):							
410,500.00	23,132.01	433,632.01	233,451.36	8,109.03	88,070.45	112,110.20	74.15
=====							
*****TOTAL FOR FUND-SCC 300 9110 (GARFIELD FIELD TRIPS):							
10,000.00	0.00	10,000.00	1,917.43	202.75-	1,500.00	6,582.57	34.17
=====							
*****TOTAL FOR FUND-SCC 300 9120 (CANAVAN FIELD TRIP):							
10,695.00	225.00	10,920.00	6,346.70	272.68	3,776.00	797.30	92.70
=====							

Date: 02/11/19  
Time: 1:57 pm

MEDINA CITY SCHOOL DISTRICT  
Appropriation Account Summary  
SORTED BY FUND-SCC

Page: 13  
(APPSUM)

FYTD Appropriated	Prior FY Carryover Encumbrances	FYTD Expendable	FYTD Actual Expenditures	MTD Actual Expenditures	Current Encumbrances	FYTD Unencumbered Balance	FYTD Percent Exp/Enc
*****TOTAL FOR FUND-SCC 300 9130 (FENN FIELD TRIPS):							
10,000.00	0.00	10,000.00	6,539.32	325.00	0.00	3,460.68	65.39
=====							
*****TOTAL FOR FUND-SCC 300 9140 (HERITAGE FIELD TRIPS):							
6,947.00	0.00	6,947.00	5,664.00	0.00	0.00	1,283.00	81.53
=====							
*****TOTAL FOR FUND-SCC 300 9160 (BLAKE FIELD TRIPS):							
11,000.00	0.00	11,000.00	765.92	0.00	165.23	10,068.85	8.47
=====							
*****TOTAL FOR FUND-SCC 300 9170 (WAITE FIELD TRIPS):							
42,000.00	0.00	42,000.00	11,574.70	219.18	1,780.82	28,644.48	31.80
=====							
*****TOTAL FOR FUND-SCC 300 9180 (NORTHROP FIELD TRIPS):							
10,000.00	3,660.00	13,660.00	5,358.95	72.95	227.05	8,074.00	40.89
=====							
*****TOTAL FOR FUND-SCC 300 9201 (CLAGGETT MIDDLE SCH. BAND FUND):							
44,000.00	0.00	44,000.00	12,605.95	382.94	26,354.78	5,039.27	88.55
=====							
*****TOTAL FOR FUND-SCC 300 9208 (CLAGGETT - 6TH GRADE TRIPS):							
111,500.00	0.00	111,500.00	105,568.54	0.00	0.00	5,931.46	94.68
=====							
*****TOTAL FOR FUND-SCC 300 9250 (ROOT M.S. BAND FUND):							
30,700.00	0.00	30,700.00	13,252.00	75.00	18,233.00	785.00-	102.56
=====							
*****TOTAL FOR FUND-SCC 300 9253 (ROOT M.S. BEEHIVE):							
850.00	134.97	984.97	282.80	0.00	509.00	193.17	80.39
=====							
*****TOTAL FOR FUND-SCC 300 9258 (ROOT - DISTRICT SUPERVISED ACTIVITIES):							
140,730.00	0.00	140,730.00	111,269.10	0.00	13,386.00	16,074.90	88.58
=====							

Date: 02/11/19  
Time: 1:57 pm

MEDINA CITY SCHOOL DISTRICT  
Appropriation Account Summary  
SORTED BY FUND-SCC

Page: 14  
(APPSUM)

FYTD Appropriated	Prior FY Carryover Encumbrances	FYTD Expendable	FYTD Actual Expenditures	MTD Actual Expenditures	Current Encumbrances	FYTD Unencumbered Balance	FYTD Percent Exp/Enc
*****TOTAL FOR FUND-SCC 300 9301 (BOWLING CLUB):							
4,000.00	0.00	4,000.00	0.00	0.00	4,000.00	0.00	100.00
=====							
*****TOTAL FOR FUND-SCC 300 9302 (MENS VOLLEYBALL):							
7,500.00	0.00	7,500.00	768.58	0.00	4,331.42	2,400.00	68.00
=====							
*****TOTAL FOR FUND-SCC 300 9303 (HUDDLE/SHUDDLE):							
2,775.00	0.00	2,775.00	274.89	0.00	2,500.00	0.11	100.00
=====							
*****TOTAL FOR FUND-SCC 300 9304 (LINK CREW):							
4,500.00	0.00	4,500.00	1,490.52	248.73	3,009.48	0.00	100.00
=====							
*****TOTAL FOR FUND-SCC 300 9313 (DRAMA/MUSICAL):							
21,990.00	0.00	21,990.00	0.00	0.00	10,995.00	10,995.00	50.00
=====							
*****TOTAL FOR FUND-SCC 300 9334 (BEEHIVE CAFE):							
25,500.00	2,938.15	28,438.15	11,413.63	1,265.97	17,682.00	657.48-	102.31
=====							
*****TOTAL FOR FUND-SCC 300 9410 (SPARKLE CHEERLEADING):							
3,568.10	0.00	3,568.10	3,130.67	0.00	269.33	168.10	95.29
=====							
*****TOTAL FOR FUND-SCC 401 9018 (AUXILIARY FUNDS/ST FRANCIS):							
69,892.75	296.20	70,188.95	21,128.49	0.00	0.00	49,060.46	30.10
=====							
*****TOTAL FOR FUND-SCC 401 9019 (AUXILIARY FUNDS/ST FRANCIS):							
385,188.15	0.00	385,188.15	177,681.13	12,220.14	32,236.63	175,270.39	54.50
=====							
*****TOTAL FOR FUND-SCC 401 9038 (AUX FUNDS MCA):							
1,290.67	22,211.32	23,501.99	20,878.24	0.00	1,422.00	1,201.75	94.89
=====							

Date: 02/11/19  
Time: 1:57 pm

MEDINA CITY SCHOOL DISTRICT  
Appropriation Account Summary  
SORTED BY FUND-SCC

Page: 15  
(APPSUM)

FYTD Appropriated	Prior FY Carryover Encumbrances	FYTD Expendable	FYTD Actual Expenditures	MTD Actual Expenditures	Current Encumbrances	FYTD Unencumbered Balance	FYTD Percent Exp/Enc
*****TOTAL FOR FUND-SCC 401 9039 (AUX FUNDS MCA):							
164,063.59	0.00	164,063.59	123,031.30	6,430.31	5,404.88	35,627.41	78.28
=====							
*****TOTAL FOR FUND-SCC 401 9048 (AUX FUNDS KIDS COUNTRY):							
550.77	9,060.09	9,610.86	9,032.78	0.00	27.63	550.45	94.27
=====							
*****TOTAL FOR FUND-SCC 401 9049 (AUX FUNDS KIDS COUNTRY):							
11,511.37	0.00	11,511.37	2,098.04	853.74	299.54	9,113.79	20.83
=====							
*****TOTAL FOR FUND-SCC 499 9018 (STRATEGIES SECONDARY TRANSITION):							
3,129.00	3,129.00	6,258.00	6,258.00	0.00	0.00	0.00	100.00
=====							
*****TOTAL FOR FUND-SCC 499 9019 (SCHOOL SAFETY):							
37,148.75	0.00	37,148.75	0.00	0.00	0.00	37,148.75	0.00
=====							
*****TOTAL FOR FUND-SCC 516 9011 (SIX B FY11):							
4,196.41	0.00	4,196.41	0.00	0.00	0.00	4,196.41	0.00
=====							
*****TOTAL FOR FUND-SCC 516 9018 (TITLE VI-B):							
259,932.36	12,995.75	272,928.11	272,928.11	0.00	0.00	0.00	100.00
=====							
*****TOTAL FOR FUND-SCC 516 9019 (TITLE VI-B):							
1,490,668.76	0.00	1,490,668.76	582,888.11	98,696.34	42,903.35	864,877.30	41.98
=====							
*****TOTAL FOR FUND-SCC 551 9119 (TITLE III LEP):							
7,887.71	0.00	7,887.71	0.00	0.00	0.00	7,887.71	0.00
=====							
*****TOTAL FOR FUND-SCC 572 9018 (TITLE I):							
83,389.25	24,632.47	108,021.72	108,021.72	0.00	0.00	0.00	100.00
=====							

Date: 02/11/19  
Time: 1:57 pm

MEDINA CITY SCHOOL DISTRICT  
Appropriation Account Summary  
SORTED BY FUND-SCC

Page: 16  
(APPSUM)

FYTD Appropriated	Prior FY Carryover Encumbrances	FYTD Expendable	FYTD Actual Expenditures	MTD Actual Expenditures	Current Encumbrances	FYTD Unencumbered Balance	FYTD Percent Exp/Enc
*****TOTAL FOR FUND-SCC 572 9019 (TITLE I):							
580,816.13	0.00	580,816.13	178,057.04	32,221.89	18,653.09	384,106.00	33.87
=====							
*****TOTAL FOR FUND-SCC 572 9118 (TITLE I-D):							
39,740.62	30,330.50	70,071.12	70,071.12	0.00	0.00	0.00	100.00
=====							
*****TOTAL FOR FUND-SCC 572 9119 (TITLE I-D):							
117,255.18	0.00	117,255.18	9,754.39	2,367.75	1,072.57	106,428.22	9.23
=====							
*****TOTAL FOR FUND-SCC 587 9018 (PRESCHOOL):							
13,554.49	10,962.06	24,516.55	24,516.55	0.00	0.00	0.00	100.00
=====							
*****TOTAL FOR FUND-SCC 587 9019 (PRESCHOOL):							
46,176.79	0.00	46,176.79	20,646.00	3,776.80	1,272.00	24,258.79	47.47
=====							
*****TOTAL FOR FUND-SCC 587 9119 (6B RESTORATION - PRESCHOOL RESTORATION):							
11,656.42	0.00	11,656.42	1,004.34	1,004.34	0.00	10,652.08	8.62
=====							
*****TOTAL FOR FUND-SCC 590 9018 (TITLE II-A):							
33,086.29	9,793.01	42,879.30	42,879.30	0.00	0.00	0.00	100.00
=====							
*****TOTAL FOR FUND-SCC 590 9019 (TITLE II-A):							
138,672.15	0.00	138,672.15	44,735.47	1,667.94	6,267.92	87,668.76	36.78
=====							
*****TOTAL FOR FUND-SCC 599 9018 (TITLE IV-A STUDENT SUPPORT AND ACADEMIC ENR):							
1,721.43	738.14	2,459.57	2,459.57	0.00	0.00	0.00	100.00
=====							
*****TOTAL FOR FUND-SCC 599 9019 (TITLE IV-A STUDENT SUPPORT AND ACADEMIC ENR):							
49,499.27	0.00	49,499.27	19,096.26	40.56	3,850.00	26,553.01	46.36
=====							



Date: 02/11/19  
Time: 1:57 pm

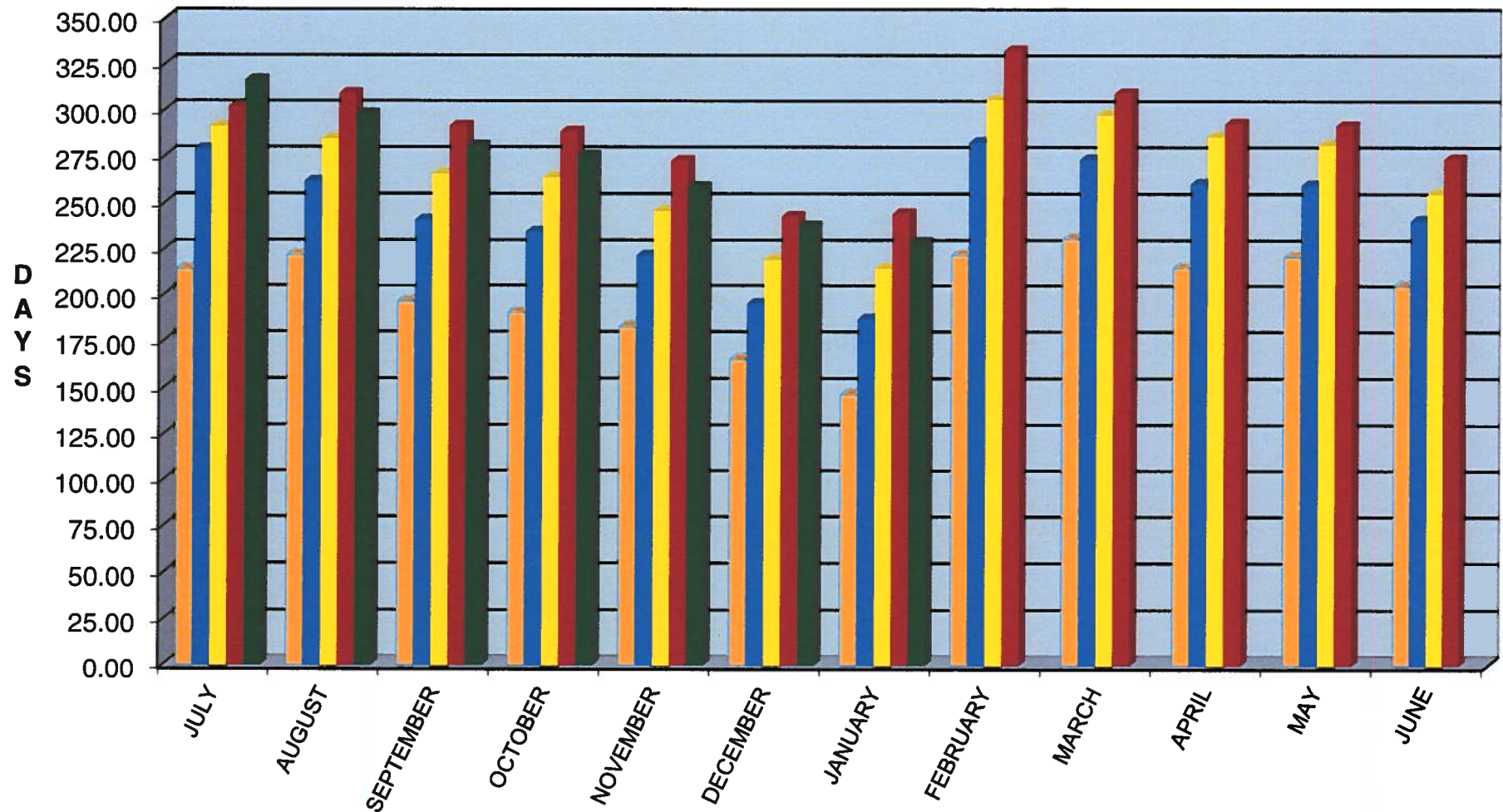
MEDINA CITY SCHOOL DISTRICT  
Appropriation Account Summary  
SORTED BY FUND-SCC

Page: 17  
(APPSUM)

FYTD Appropriated	Prior FY Carryover Encumbrances	FYTD Expendable	FYTD Actual Expenditures	MTD Actual Expenditures	Current Encumbrances	FYTD Unencumbered Balance	FYTD Percent Exp/Enc
*****GRAND TOTALS:							
112,700,368.42	1,208,649.70	113,909,018.12	65,385,130.77	7,303,468.98	8,152,638.85	40,371,248.50	64.56
=====							

# GENERAL FUND-TRUE DAYS CASH

Includes Emergency Levy



FY2015

FY2016

FY2017

FY2018

FY2019