

Medina City Schools

General Fund Analysis

January 31, 2020

	2019-2020 Original Estimate (1)	Y-T-D Actual July 2019 - June 2020 (2)	Percent	Variance (3)
Beginning Balance - July 1, 2019		57,996,699.51		0.00
General Fund	37,069,600.65			
Other Funds - Substitute Levy	20,927,098.86			
Revenue	<u>78,343,863.00</u>	<u>41,230,724.40</u>	<u>52.6%</u>	<u>37,113,138.60</u>
	78,343,863.00	41,230,724.40		37,113,138.60
Expenditures	84,834,389.00	50,526,583.16	59.6%	34,307,805.84
Encumbrance	<u>851,800.00</u>	<u>1,973,092.86</u>		<u>-1,121,292.86</u>
	85,686,189.00	52,499,676.02		33,186,512.98
Ending Balance - June 30, 2020	<u>50,654,373.51</u>	<u>46,727,747.89</u>		<u>3,926,625.62</u>

Original Estimate revenue, expenditure and encumbrance taken from May 2019 five-year forecast
Includes May 2018 Substitute Levy

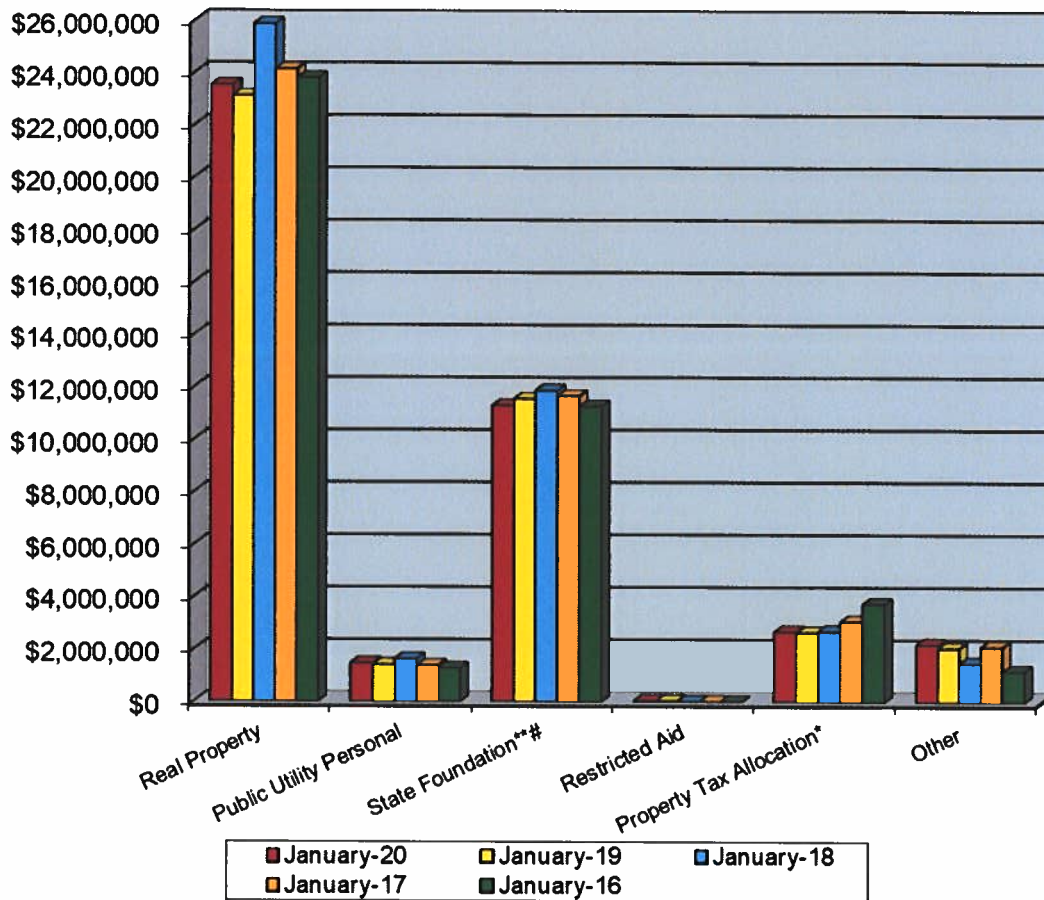
General Fund Summary

January 2020

Revenues

1. Real Property Taxes – Total Real Property Taxes received from the beginning of the fiscal year until January 31, 2020 is \$23,531,208.98. This is an increase of 1.8% above last year's taxes received at this time. \$1,300,450.00 was collected in January.
2. Public Utility Personal Property Taxes – Total Public Utility Personal Property Taxes received from the beginning of the fiscal year until January 31, 2020 is \$1,474,378.09. These monies are distributed upon settlement from the County Auditor. This amount is listed in a separate line for State and five-year forecasting purposes. \$-0- had been transferred in January.
3. State Foundation – State Foundation monies received from the State of Ohio from the beginning of the fiscal year until January 31, 2020 total \$11,300,603.77. This is a decrease of 2.2% below last year's foundation money received at this time. \$1,728,043.79 was collected in January.
4. Restricted Aid – Restricted Aid monies are for Career Tech funding and Economically Disadvantaged Students. Monies received from the beginning of the fiscal year until January 31, 2020 total \$48,337.75. \$6,904.66 was collected in January.
5. Homestead and Rollback – Monies received from the State of Ohio from the beginning of the fiscal year until January 31, 2020 total \$2,680,748.42. Receipts are based upon the real property taxes collected and Homestead filings with the County Auditor. \$-0- was collected in January.
6. Other – Other monies received from the beginning of the fiscal year until January 31, 2020 total \$2,195,447.39. This is an increase of 6.6% above last year at this time and is due to Tuition, Open Enrollment-In, Investment Earnings, Miscellaneous Revenues, Field Trips, and Medicare Settlement funds account for this increase. \$170,550.72 was collected in January.

General Fund Revenue



	January-20	January-19	January-18	January-17	January-16	Current Forecast
Real Property	\$23,531,209	\$23,118,697	\$25,865,224	\$24,146,454	\$23,799,627	\$48,583,828
Public Utility Personal	\$1,474,378	\$1,422,880	\$1,633,842	\$1,384,942	\$1,278,953	\$3,431,873
State Foundation**#	\$11,300,604	\$11,552,035	\$11,873,151	\$11,660,252	\$11,268,491	\$19,496,680
Restricted Aid	\$48,338	\$48,165	\$19,960	\$8,403	\$4,591	\$82,924
Property Tax Allocation*	\$2,680,748	\$2,652,827	\$2,696,725	\$3,074,694	\$3,742,633	\$5,311,938
Other	\$2,195,447	\$2,059,553	\$1,483,635	\$2,118,513	\$1,178,331	\$3,573,912
Total	\$41,230,724	\$40,854,157	\$43,572,536	\$42,393,258	\$41,272,626	\$80,481,155
State %	34.0%	34.9%	33.5%	34.8%	36.4%	

* Includes Homestead/Rollback, Tangible Personal Property Tax Fixed Rate Loss Reimbursement and Electric Deregulation.

** Includes Casino Revenue in State Foundation beginning January 2013 and Economic Disadvantaged Funding in November 2013.

Includes a one time Hold Harmless on TPP in May 2016

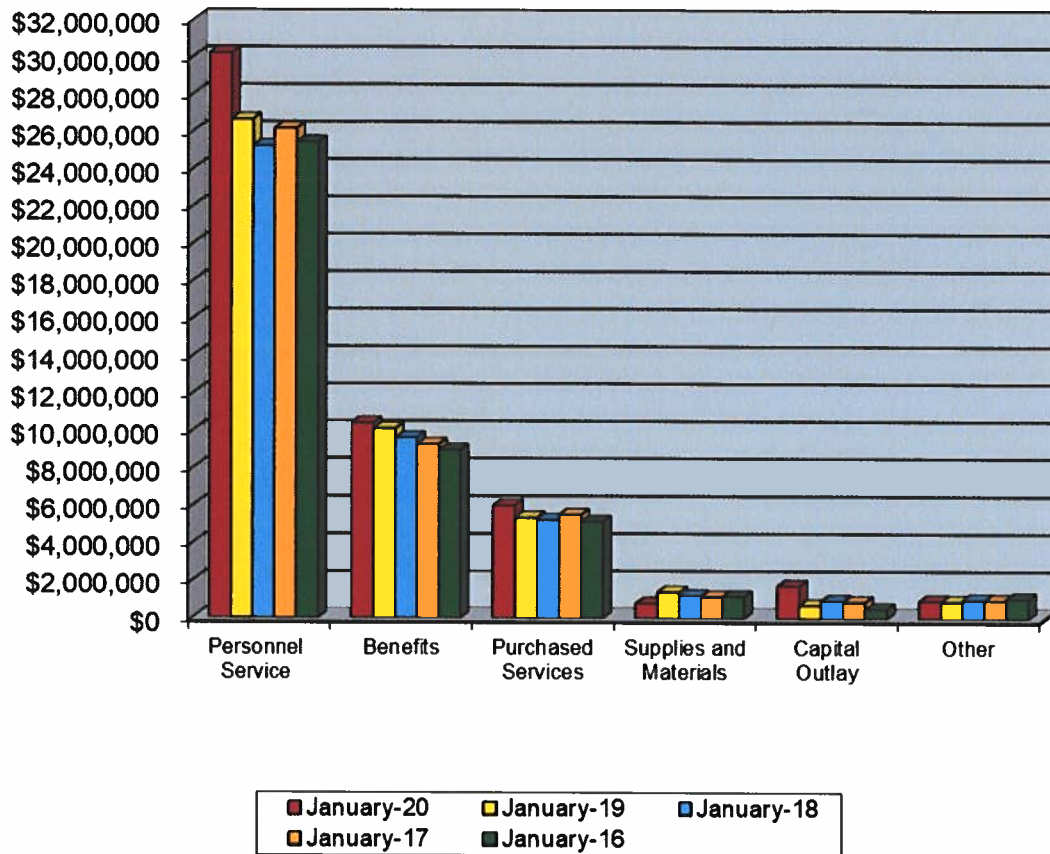
General Fund Summary

January 2020

Expenditures

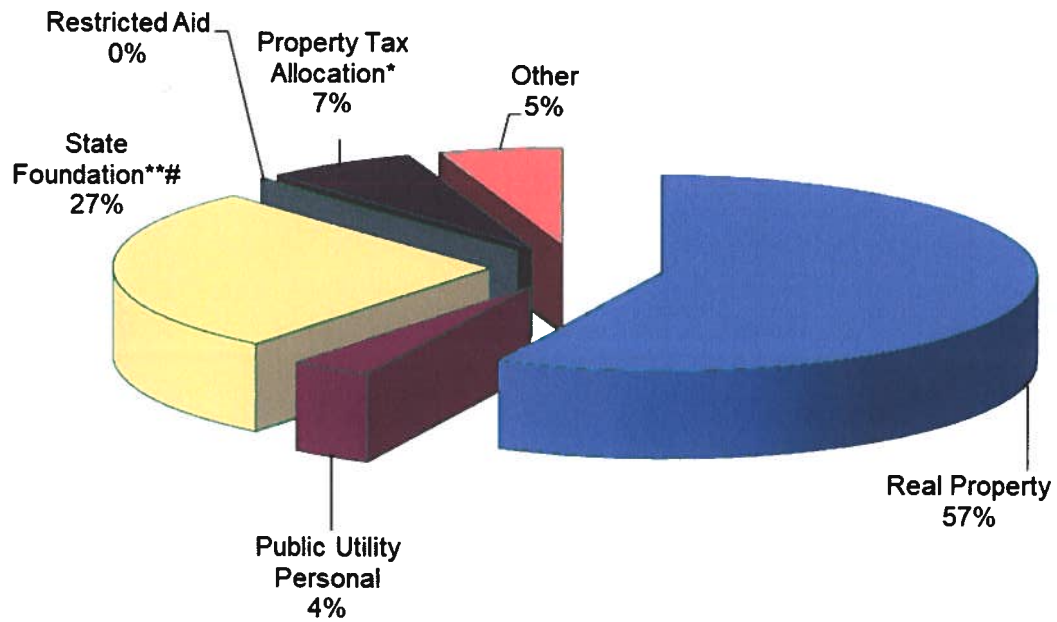
1. **Personnel Services**– The costs for personnel services for the School District from the beginning of the fiscal year until January 31, 2020 was \$30,191,041.07. This was an increase of 13.3% above last year at this time. \$5,542,011.00 was spent in January. The District had three payrolls in January compared to two last year.
2. **Benefits** – The cost for benefits for the School District from the beginning of the fiscal year until January 31, 2020 was \$10,415,239.62. This was an increase of 3.0% above last year at this time. \$1,542,357.20 was spent in January.
3. **Purchased Services** – The cost for purchased services for the district from the beginning of the fiscal year until January 31, 2020 total \$6,016,832.05. This was a 12.2% increase above last year at this time and is due to General Services, Legal Services, Repair Services, Garbage Removal, Building Lease, Travel, Postage, Telephone, Advertising, Water/Sewer, Other Tuition, and Community Schools. \$913,622.90 was spent in January.
4. **Supplies and Materials** – The cost for supplies and materials for the district from the beginning of the fiscal year until January 31, 2020 total \$798,518.84. This was a 42.8% decrease below last year at this time. Office Supplies, Textbooks, Newspapers/Periodicals, Electronic Subscriptions, Custodial/Maintenance Supplies, and Fuel account for this decrease. \$85,396.32 was spent in January.
5. **Capital Outlay** – The cost for capital outlay for the district from the beginning of the fiscal year until January 31, 2020 total \$1,737,980.76. This was a 149.7% increase above last year at this time and was mainly due to New Equipment Middle School, New Equipment Senior High, New Equipment, New Equipment Maintenance, Technology Equipment, and Transportation Equipment. \$3,026.29 was spent in January.
6. **Other** – The cost of other expenditures excluding transfers for the district was \$939,214.05 for the fiscal year until January 31, 2020. This was a 3.8% increase above last year at this time. \$86,726.29 was spent in January. Dues and Fees, Memberships, and Awards and Prizes make up the majority of this increase.

General Fund Expenditures

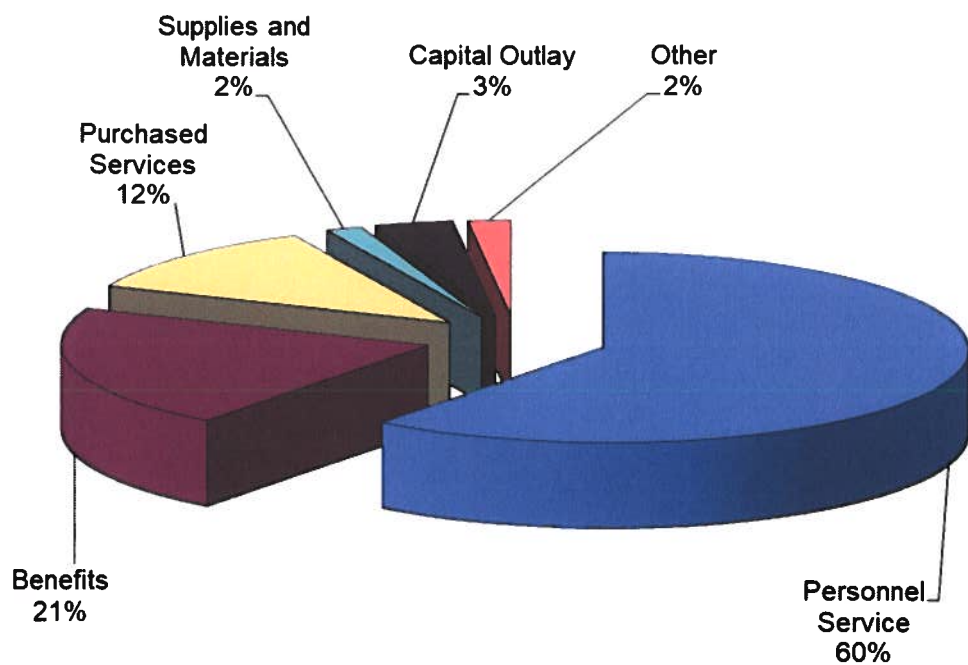


	January-20	January-19	January-18	January-17	January-16	Current Forecast
Personnel Service	\$30,191,041	\$26,651,393	\$25,245,155	\$26,168,238	\$25,443,104	\$50,167,435
Benefits	\$10,415,240	\$10,112,942	\$9,633,024	\$9,276,821	\$8,974,690	\$17,888,985
Purchased Services	\$6,016,832	\$5,364,739	\$5,259,820	\$5,522,401	\$5,159,653	\$9,247,169
Supplies and Materials	\$798,519	\$1,396,324	\$1,199,871	\$1,147,470	\$1,152,173	\$1,824,187
Capital Outlay	\$1,737,981	\$696,089	\$942,123	\$870,526	\$484,244	\$1,659,017
Other	\$939,214	\$904,920	\$1,001,378	\$967,396	\$1,058,789	\$1,734,653
Transfers and Adv., Etc.	\$427,757	\$338,000	\$315,988	\$452,956	\$486,731	\$970,890
Other than Debt						
Total	\$50,526,583	\$45,464,407	\$43,597,358	\$44,405,808	\$42,759,384	\$83,492,336

Current General Fund Revenue



Current General Fund Expenditures



January 2020

		Balance
Bank Balance - Regular Account		3,440,671.63
Petty Cash	0.00	
Financial Checks Outstanding	474,081.47	
Worker Comp Outstanding	0.00	
Payroll Checks Outstanding	87,742.47	
	561,823.94	2,878,847.69
Huntington/Flex Spending	30,860.41	
Flex O/S Checks	1,048.07	19,334.89
JPMorgan/Metlife Claims	11,503.52	11,503.52
Investments:		
Redtree Investments	23,556,008.21	
T. Rowe - Collins	300,469.31	
T. Rowe - Bushman	0.00	
Scudder - Collins	324,034.68	
Scudder - Bushman	5,616.66	
Kanehl Stocks	2,862.18	
Star Ohio (22923)	12,659,022.42	
Multi-Bank Securities	14,834,000.00	
Multi-Bank Money Market	51.50	
Fifth Third Securities	9,618,858.30	
Fifth Third Money Market	531,529.43	
Total	61,832,452.69	64,742,138.79
Adjustments		
Deposits in Transit	(50,351.25)	
Expenses not posted	(258.26)	
Total	(50,609.51)	64,691,529.28
		50,609.51
MCSD Balance		64,691,529.28
Difference Between Bank vs. Book		0.00

Medina City School District

Sales Tax Update

Date	Sales Tax Description	Receipts	Expenditures	Balance
July 1, 2019	Beginning Balance (071) Sales Tax and (002-9012) Bond			\$3,195,842.70
July	6-Month Asbestos Surveillance Inspection and Reports		\$525.00	\$3,195,317.70
	Ella Canavan Roof Replacement		\$75,240.00	\$3,120,077.70
	Sales Tax Distribution	\$766,235.16		\$3,886,312.86
	Fleet Master Lease Agreement		\$11,022.02	\$3,875,290.84
	Balance Due on Root Locker Bay Conversion Project		\$10,720.00	\$3,864,570.84
	Ella Canavan Roof Replacement Consulting and Supervision		\$2,560.00	\$3,862,010.84
	Additional Charges for Tennis Court Repairs and Improvements		\$67,441.22	\$3,794,569.62
August	Claggett Middle School Choral Risers with Side Rails		\$14,723.25	\$3,779,846.37
	Summer Paving Program		\$14,378.00	\$3,765,468.37
	Ella Canavan Roof Replacement		\$13,380.00	\$3,752,088.37
	Various District Paving		\$260,795.55	\$3,491,292.82
	Fleet Master Lease Agreement		\$39.68	\$3,491,253.14
	Northrop Connector Trail Consulting		\$3,132.00	\$3,488,121.14
	Asphalt Removal, Installation of Footpath/Sidewalk Between EVOLVE and Garfield		\$6,608.00	\$3,481,513.14
	Stamped, Colored Concrete at Front Doors/Sign at Garfield		\$5,250.00	\$3,476,263.14
	Fenn Flooring Refinish/Repair in Boys/Girls Bathroom		\$3,390.00	\$3,472,873.14
	Claggett Gymnasium Floor Improvements		\$17,355.00	\$3,455,518.14
	Claggett Replacement Gym Seating		\$83,759.71	\$3,371,758.43
	Concrete Addition to Picnic Area at Root Middle School		\$11,375.00	\$3,360,383.43
September	Blake PTO/Digital Msg	\$4,000.00		\$3,364,383.43
	Digital Messaging Center to be Installed in Existing Brick Structure		\$9,555.96	\$3,354,827.47
	Ella Canavan Elementary Roof Replacement Consulting and Supervision		\$1,174.00	\$3,353,653.47
	Ella Canavan Roof Replacement Project		\$10,380.00	\$3,343,273.47
	Installation of Sliding Glass Window in Fenn Cafeteria		\$4,838.00	\$3,338,435.47
	Fleet Master Lease Agreement		\$11,287.85	\$3,327,147.62
	Temporary Cooling Equipment Rental at Claggett		\$10,055.00	\$3,317,092.62
	Northrop Connector Trail Consulting Work		\$2,488.59	\$3,314,604.03
	Summer Paving Program		\$2,558.50	\$3,312,045.53
	Transportation/Post Construction		\$950.00	\$3,311,095.53
	Bowan House Powerwashing		\$500.00	\$3,310,595.53
October	Materials and Labor to Replace Three Windows at MHS		\$1,877.77	\$3,308,717.76
	Additional Charges associated with Tennis Court Repairs		\$12,330.45	\$3,296,387.31
	Temporary Cooling Equipment at Claggett		\$2,905.00	\$3,293,482.31
	Sales Tax Distribution	\$871,168.69		\$4,164,651.00
	Various District Paving		\$13,870.57	\$4,150,780.43
	Fleet Master Lease Agreement		\$11,287.85	\$4,139,492.58
	Northrop Connector Trail Consulting Work and Land Survey		\$3,595.07	\$4,135,897.51
	Materials and Labor to Replace Twelve Windows at Blake		\$8,044.79	\$4,127,852.72
	Labor and Materials Windows at Root		\$6,406.20	\$4,121,446.52
	Waite Elementary Access Drive Repair		\$14,587.63	\$4,106,858.89
	Post Construction Costs Associated with the Tennis Courts/Transportation		\$375.00	\$4,106,483.89
November	Various District Paving		\$13,534.11	\$4,092,949.78
	Fleet Master Lease Agreement		\$17,655.08	\$4,075,294.70
	Northrop Connector Trail Consulting Work		\$139.20	\$4,075,155.50
	Claggett Replacement Gym Seating		\$9,380.00	\$4,065,775.50
	Transportation Lot Improvements		\$34,758.02	\$4,031,017.48
	Post Construction Costs Associated with the Tennis Courts/Transportation		\$375.00	\$4,030,642.48
	2019 Asphalt Improvement-Additional Services		\$2,625.25	\$4,028,017.23
	Construction of Northrop Trail		\$134,982.40	\$3,893,034.83
	COP's Principal and Interest		\$1,290,750.49	\$2,602,284.34
December	Paint for Fenn Playground		\$55.38	\$2,602,228.96
	Rollershades for Garfield		\$19,150.00	\$2,583,078.96
	Fleet Master Lease Agreement		\$11,718.40	\$2,571,360.56
	Additional Services for Northrop Connector Trail Consulting		\$1,701.26	\$2,569,659.30
	Summer Paving Program		\$156.25	\$2,569,503.05

Medina City School District

Sales Tax Update

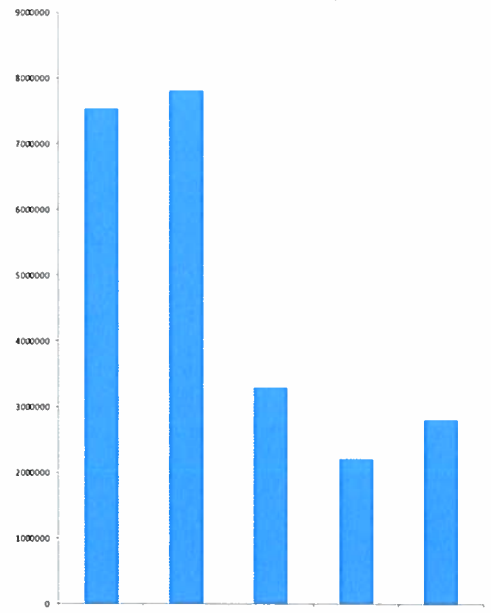
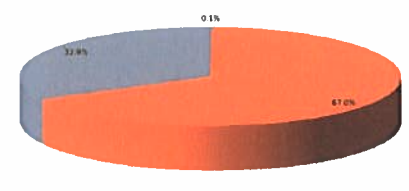
Date	Sales Tax Description	Receipts	Expenditures	Balance
Janaury 2020	6-Month Asbestos Surveillance Inspection and Reports		\$525.00	\$2,568,978.05
	Fleet Master Lease Agreement		\$11,843.40	\$2,557,134.65
	Slaes Tax Distribution	\$854,234.87		\$3,411,369.52
	Additional Services for Northrop Connector Trail Consulting		\$936.33	\$3,410,433.19
	Consulting Services for MHS Roof Replacement Sections E, F		\$24,324.50	\$3,386,108.69
	Fiscal Year Totals	\$2,495,638.72	\$2,305,372.73	

Medina City School District
Recreation Center Update

Date	Description	District Revenue	District Expenses	City Reimbursements	Total Balance
July 1, 2019	Beginning Balance (003-9001)				\$ 381,679.90
07/08/19	Donation - Partner Mktg	\$1,450.93			\$ 383,130.83
07/10/19	Roof Replacement Project - Payment #2		\$ 249,300.00		\$ 133,830.83
07/19/19	Consulting Services for MCRC Roof Replacement		\$12,045.20		\$ 121,785.63
08/09/19	Butterfly Valves for Surge Tanks		\$4,132.73		\$ 117,652.90
08/09/19	Tile Repair		\$1,178.43		\$ 116,474.47
08/09/19	Consulting Services for MCRC Roof Replacement		\$6,788.90		\$ 109,685.57
08/09/19	Roof Replacement Project - Payment #3		\$137,993.40		\$ (28,307.83)
08/20/19	Summer Paving of Specified Areas		\$26,928.70		\$ (55,236.53)
09/10/19	Consulting Services for MCRC Roof Replacement		\$3,394.45		\$ (58,630.98)
09/23/19	3 Projectors and Large Screen Displays for Conference			\$1,744.35	\$ (56,886.63)
09/23/19	Roof Replacement Project - Payment #1			\$111,150.00	\$ 54,263.37
09/23/19	Roof Replacement Project - Payment #2			\$124,650.00	\$ 178,913.37
09/27/19	Roof Replacement Project - Payment #4		\$233,400.60		\$ (54,487.23)
10/03/19	Butterfly Valves for Surge Tanks			\$2,066.37	\$ (52,420.86)
10/03/19	Tile Repair			\$589.22	\$ (51,831.64)
10/03/19	Roof Replacement Project - Payment #3			\$68,996.70	\$ 17,165.06
10/10/19	Dome Cameras and Ethernet Lines, Warrenty		\$47,626.00		\$ (30,460.94)
10/10/19	Additional Ethernet Drop		\$5,975.00		\$ (36,435.94)
10/21/19	Roof Replacement Project - Payment #4			\$116,700.30	\$ 80,264.36
10/21/19	Dome Cameras and Ethernet Lines, Warrenty			\$23,813.00	\$ 104,077.36
10/21/19	Additional Ethernet Drop			\$2,987.50	\$ 107,064.86
10/23/19	Summer Paving of Specified Areas		\$285.00		\$ 106,779.86
10/23/19	Consulting Services for MCRC Roof Replacement		\$1,697.00		\$ 105,082.86
10/31/19	Donation - Partner Mktg	\$145.35			\$ 105,228.21
11/30/19					\$ 105,228.21
12/03/19	Summer Paving of Specified Areas			\$13,606.85	\$ 118,835.06
12/11/19	Tile Repair		\$240.00		\$ 118,595.06
12/11/19	Consulting Services for MCRC Roof Replacement		\$1,697.45		\$ 116,897.61
12/11/19	Roof Replacement Project - Payment #5		\$5,171.40		\$ 111,726.21
12/11/19	Roof Replacement Project - Payment #6		\$94,240.60		\$ 17,485.61
01/07/20	Donation - Partner Mktg	\$1,462.56			\$ 18,948.17
01/21/20	Tile Repair		\$495.00		\$ 18,453.17
01/21/20	Transfer from 001	\$100,000.00			\$ 118,453.17
Total Revenues, Expenditures and Reimbursements		\$ 103,058.84	\$ 832,589.86	\$ 466,304.29	

Monthly Investment Summary
Medina City School District
US Bank Custodian Acct Ending x70982
 January 31, 2020

Monthly Cash Flow Activity		Market Value Summary				
From 12-31-19 through 01-31-20		Security Type	Market Value	Pct. Assets	Avg Yield at Cost	Wght Avg Mat
Beginning Book Value	23,545,950.39	Money Market Fund				
Contributions	0.00	MONEY MARKET FUND	15,152.96	0.1	1.46	0.00
Withdrawals	0.00	Fixed Income				
Realized Gains/Losses	0.00	U.S. GOVERNMENT AGENCY NOTES	15,816,252.72	66.8	1.83	2.20
Gross Interest Earnings	10,057.82	U.S. TREASURY NOTES	7,765,922.20	32.8	1.73	1.10
Ending Book Value	23,556,008.21	Accrued Interest	93,454.40	0.4		
		TOTAL PORTFOLIO	23,690,782.29	100.0	1.79	1.84

Maturity Distribution		Security Type Allocation	
<p align="center">Distribution by Maturity</p> 			

Disclosures:

RedTree's internal accounting system is used as the source of the market value of this account. Although obtained from a source believed to be reliable, we cannot guarantee its accuracy. You should review all account statements provided by the custodian and compare with the statements provided by RedTree.

Questions? Call 888.596.2293 or email info@redtreeinv.com

Portfolio Holdings Report
Medina City School District
US Bank Custodian Acct Ending x70982
 January 31, 2020

Quantity	Cusip	Security Description	Moody's	S&P	Cost Basis	Market Value	Yield at Cost	Wtd Maturity	Purchase Date
U.S. GOVERNMENT AGENCY NOTES									
1,270,000	3136G3J71	Federal Natl Mtg Assoc 1.420% Due 07-27-20	Aaa	AA+	1,270,000.00	1,268,908.99	1.42	0.49	07-27-16
1,520,000	3136G35C5	Federal Natl Mtg Assoc 1.400% Due 08-28-20	Aaa	AA+	1,520,000.00	1,519,010.72	1.40	0.57	08-30-16
2,130,000	3136G4AL7	Federal Natl Mtg Assoc 1.500% Due 09-30-20	Aaa	AA+	2,130,000.00	2,129,473.98	1.50	0.66	09-30-16
1,070,000	3135G0F73	Federal Natl Mtg Assoc 1.500% Due 11-30-20	Aaa	AA+	1,063,023.60	1,069,730.61	2.00	0.82	08-01-19
1,545,000	3136G34Y8	Federal Natl Mtg Assoc 1.600% Due 08-24-21	Aaa	AA+	1,545,000.00	1,545,113.39	1.60	1.53	08-30-16
1,000,000	3130AGYJ8	Federal Home Ln Bank 2.000% Due 08-26-22	Aaa	AA+	1,000,000.00	1,000,310.16	2.00	2.47	10-07-19
1,000,000	3130AH5R0	Federal Home Ln Bank 2.000% Due 09-26-22	Aaa	AA+	999,950.00	1,000,066.46	2.00	2.56	10-01-19
1,275,000	3130AHGS6	Federal Home Ln Bank 2.000% Due 10-28-22	Aaa	AA+	1,275,000.00	1,276,096.69	2.00	2.65	10-30-19
1,000,000	3133EKRJ7	Federal Farm Credit Bank 2.400% Due 06-19-23	Aaa	AA+	1,000,000.00	1,002,246.45	2.40	3.23	06-28-19
1,200,000	3134GUF96	Federal Home Ln Mtg 1.900% Due 09-26-23	Aaa	AA+	1,200,000.00	1,201,515.00	1.90	3.51	12-26-19
1,000,000	3134GUBQ2	Federal Home Ln Mtg 2.100% Due 09-23-24	Aaa	AA+	999,500.00	1,003,050.08	2.11	4.38	09-23-19
1,200,000	3134GUYT1	Federal Home Ln Mtg 2.150% Due 12-30-24	Aaa	AA+	1,200,000.00	1,200,603.92	2.15	4.63	12-30-19
600,000	3133ELJQ8	Federal Farm Credit Bank 2.000% Due 01-23-25	Aaa	AA+	600,000.00	600,126.27	2.00	4.72	01-29-20
Accrued Interest						70,345.32			
					15,802,473.60	15,886,598.04	1.83	2.20	
U.S. TREASURY NOTES									
320,000	912828W63	US Treasury Note 1.625% Due 03-15-20	Aaa	AA+	318,125.00	319,994.56	2.37	0.12	05-30-19
1,200,000	912828M98	US Treasury Note 1.625% Due 11-30-20	Aaa	AA+	1,197,187.50	1,200,656.40	1.83	0.82	09-30-19
1,000,000	912828N89	US Treasury Note 1.375% Due 01-31-21	Aaa	AA+	998,125.00	998,633.00	1.56	0.99	01-28-20
615,000	912828N89	US Treasury Note 1.375% Due 01-31-21	Aaa	AA+	613,991.02	614,159.29	1.54	0.99	01-30-20
1,200,000	912828P87	US Treasury Note 1.125% Due 02-28-21	Aaa	AA+	1,192,593.76	1,195,219.20	1.66	1.06	12-27-19
1,250,000	912828Q37	US Treasury Note 1.250% Due 03-31-21	Aaa	AA+	1,242,382.81	1,246,728.75	1.69	1.15	10-30-19
1,000,000	912828S27	US Treasury Note 1.125% Due 06-30-21	Aaa	AA+	987,226.56	995,781.00	1.86	1.40	09-17-19
1,200,000	912828F6	US Treasury Note 1.125% Due 08-31-21	Aaa	AA+	1,188,750.00	1,194,750.00	1.68	1.55	12-10-19
Accrued Interest						23,109.08			
					7,738,381.65	7,789,031.29	1.73	1.10	
MONEY MARKET FUND									
	USBMMF	First American Treasury Obligations Fund			15,152.96	15,152.96	1.46		
TOTAL PORTFOLIO					23,556,008.21	23,690,782.29	1.79	1.84	

Disclosures:

RedTree's internal accounting system is used as the source of the market value of this account. Although obtained from a source believed to be reliable, we cannot guarantee its accuracy. You should review all account statements provided by the custodian and compare with the statements provided by RedTree.

Questions? Call 888.596.2293 or email info@redtreeinv.com

Monthly Activity Reports
Medina City School District
US Bank Custodian Acct Ending x70982
 From 01-01-20 Through 01-31-20

GROSS INTEREST INCOME

Ex-Date	Pay-Date	Security	Amount
U.S. GOVERNMENT AGENCY NOTES			
01-27-20	01-27-20	Federal Natl Mtg Assoc 1.420% Due 07-27-20	9,017.00
01-28-20	01-29-20	Federal Farm Credit Bank 2.000% Due 01-23-25	-200.00
			<hr/> 8,817.00
U.S. TREASURY NOTES			
01-28-20	01-28-20	US Treasury Note 1.375% Due 01-31-21	-6,762.91
01-30-20	01-30-20	US Treasury Note 1.375% Due 01-31-21	-4,205.15
01-31-20	01-31-20	US Treasury Note 1.375% Due 01-31-21	11,103.13
			<hr/> 135.07
MONEY MARKET FUND			
01-02-20	01-02-20	First American Treasury Obligations Fund	1,105.75
GROSS INCOME			<hr/> 10,057.82

Disclosures:

RedTree's internal accounting system is used as the source of the market value of this account. Although obtained from a source believed to be reliable, we cannot guarantee its accuracy. You should review all account statements provided by the custodian and compare with the statements provided by RedTree.

Questions? Call 888.596.2293 or email info@redtreeinv.com

Purchase and Sale
Medina City School District
US Bank Custodian Acct Ending x70982
 From 01-01-20 Through 01-31-20

Trade Date	Settle Date	Quantity	Security	Unit Price	Amount
PURCHASES					
01-28-2020	01-29-2020	600,000	Federal Farm Credit Bank 2.000% Due 01-23-25	100.00	600,000.00
01-28-2020	01-28-2020	1,000,000	US Treasury Note 1.375% Due 01-31-21	99.81	998,125.00
01-30-2020	01-30-2020	615,000	US Treasury Note 1.375% Due 01-31-21	99.84	613,991.02
					2,212,116.02

Disclosures:

RedTree's internal accounting system is used as the source of the market value of this account. Although obtained from a source believed to be reliable, we cannot guarantee its accuracy. You should review all account statements provided by the custodian and compare with the statements provided by RedTree.

Questions? Call 888.596.2293 or email info@redtreeinv.com

Realized Gains/Losses
Medina City School District
US Bank Custodian Acct Ending x70982
From 01-01-20 Through 01-31-20

Open Date	Close Date	Quantity	Security	Cost Basis	Proceeds	Gain Or Loss	
						Short Term	Long Term
TOTAL GAINS						0.00	0.00
TOTAL LOSSES						0.00	0.00
TOTAL REALIZED GAIN/LOSS						0.00	0.00

Disclosures:

RedTree's internal accounting system is used as the source of the market value of this account. Although obtained from a source believed to be reliable, we cannot guarantee its accuracy. You should review all account statements provided by the custodian and compare with the statements provided by RedTree.

Questions? Call 888.596.2293 or email info@redtreeinv.com

██████████
FIFTH THIRD SECURITIES, INC.
MD 1M0B2A
5050 KINGSLEY DRIVE
CINCINNATI, OH 45263

BBBBB



MEDINA CITY SCHOOLS
DAVID CHAMBERS
739 WEYMOUTH RD
MEDINA OH 44256

STATEMENT FOR THE PERIOD DECEMBER 1, 2019 TO DECEMBER 31, 2019

MEDINA CITY SCHOOLS - Corporation
Account Number: ██████████

By the courtesy of:
CARTER/SAVAGE

For questions about your accounts:
Local: 614 744 5496
In-State: 614 744 7074
National: 888 889 1025


TOTAL VALUE OF YOUR PORTFOLIO **\$10,198,616.66**

FOR YOUR INFORMATION

Fifth Third Securities, Inc. Investments offered through Fifth Third Securities, Inc., member
FINRA/SIPC

CHANGE IN VALUE OF YOUR PORTFOLIO

\$ millions



Change In Value Of Your Portfolio information can be found in Miscellaneous Footnotes at the end of this statement.

Fifth Third Securities, Inc.

MN_CEBHTZFCBBKGZFX_BBBBB 20191231

Account carried with National Financial Services LLC, Member
NYSE, SIPC

Statement for the Period December 1, 2019 to December 31, 2019

MEDINA CITY SCHOOLS - Corporation

Account Number: [REDACTED]

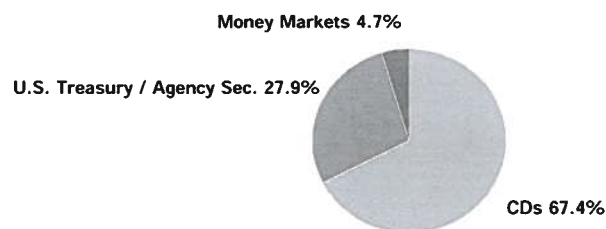


Account Overview

CHANGE IN ACCOUNT VALUE	Current Period	Year-to-Date
BEGINNING VALUE	\$10,199,849.30	\$10,317,544.71
Additions and Withdrawals	(\$13,382.43)	(\$511,188.53)
Income	\$13,382.43	\$230,502.45
Taxes, Fees and Expenses	\$0.00	\$0.00
Change in Value	(\$1,232.64)	\$161,758.03
ENDING VALUE (AS OF 12/31/19)	\$10,198,616.66	\$10,198,616.66

Refer to Miscellaneous Footnotes for more information on Change in Value.

ACCOUNT ALLOCATION



	Percent	Prior Period	Current Period
Money Markets	4.7 %	\$897,177.81	\$481,529.43
CDs	67.4	\$7,109,950.49	\$6,870,417.23
U.S. Treasury / Agency Sec.	27.9	\$2,192,721.00	\$2,846,670.00
TOTAL	100.0 %	\$10,199,849.30	\$10,198,616.66

Account Allocation shows the percentage that each asset class represents of your total account value. Account Allocation for equities, fixed income, and other categories may include mutual funds and may be net of short positions. NFS has made assumptions concerning how certain mutual funds are allocated. Closed-end mutual funds and Exchange Traded Products (ETPs) listed on an exchange may be included in the equity allocation. The chart may not reflect your actual portfolio allocation. Consult your broker/dealer prior to making investment decisions.

Statement for the Period December 1, 2019 to December 31, 2019

MEDINA CITY SCHOOLS - Corporation

Account Number: [REDACTED]



Account Overview *continued*

INCOME

TAXABLE	Current Period	Year-to-Date
Taxable Dividends	\$656.35	\$9,052.18
Taxable Interest	\$12,726.08	\$221,450.27
TOTAL TAXABLE	\$13,382.43	\$230,502.45
TOTAL INCOME	\$13,382.43	\$230,502.45

Taxable income is determined based on information available to NFS at the time the statement was prepared, and is subject to change. Final information on taxation of interest and dividends is available on Form 1099-Div, which is mailed in February of the subsequent year.

REALIZED GAIN (LOSS)	Current Period	Year-to-Date
Short Term Gain	\$0.00	\$3,750.00
Short Term Loss	\$0.00	\$0.00
Disallowed Short Term Loss	\$0.00	\$0.00
TOTAL SHORT TERM GAIN (LOSS)	\$0.00	\$3,750.00

Long Term Gain	\$0.00	\$12,170.00
Long Term Loss	\$0.00	\$0.00
Disallowed Long Term Loss	\$0.00	\$0.00
TOTAL LONG TERM GAIN (LOSS)	\$0.00	\$12,170.00

NFS-provided cost basis, realized gain (loss) and holding period information may not reflect all adjustments necessary for your tax reporting purposes. Please refer to Footnotes and Cost Basis Information at the end of this statement for more information.

Fifth Third Securities, Inc.

MN_CEBHTZFCBBKGZFX_BBBBB 20191231

Account carried with National Financial Services LLC, Member
NYSE, SIPC

Statement for the Period December 1, 2019 to December 31, 2019

MEDINA CITY SCHOOLS - Corporation

Account Number: [REDACTED]



Account Overview *continued*

MESSAGES AND ALERTS

Customers wishing to learn more about their investment professional can contact the FINRA BrokerCheck Hotline Number at 1-800-289-9999 or visit the FINRA Regulation website www.finra.org. Customers can also obtain an investor brochure that includes information describing the FINRA BrokerCheck program by contacting Brokerage Operations 1-888-889-1025.

Statement for the Period December 1, 2019 to December 31, 2019

MEDINA CITY SCHOOLS - Corporation
Account Number: [REDACTED]



Holdings

NFS-provided cost basis, realized gain (loss) and holding period information may not reflect all adjustments necessary for tax purposes. Please refer to Footnotes and Cost Basis Information at the end of this statement for more information.

For additional information regarding your holdings, please refer to the footnotes at the end of the statement.

CASH AND CASH EQUIVALENTS - 4.72% of Total Account Value

Description	Symbol/Cusip Account Type	Quantity	Price on 12/31/19	Current Market Value	Estimated Annual Income
Money Markets					
FEDERATED TREASURY OBLIGATIONS IS 7 DAY YIELD 1.51%	TOIXX CASH	481,529.43	\$1.00	\$481,529.43	
Dividend Option Cash					
Capital Gain Option Cash					
Total Cash and Cash Equivalents				\$481,529.43	

Statement for the Period December 1, 2019 to December 31, 2019

MEDINA CITY SCHOOLS - Corporation

Account Number: [REDACTED]



HOLDINGS > FIXED INCOME - 95.28% of Total Account Value

ALERT: You have a fixed income position due to mature within the next 90 days.

For an explanation of fixed income pricing, please see the last page. Redemption schedule(s), bond rating(s), and other information are provided where available. If information does not appear regarding a particular investment, it is not available. The ratings on this statement are provided by Standard & Poor's and/or Moody's to rate the quality based on the respective rating agency's assessment. Ratings information from Standard & Poor's ("S&P") may not be reproduced. S&P credit ratings are statements of opinion and are not statements of fact or recommendations to purchase, hold, or sell securities, nor do they address the suitability of securities for investment purposes, and should not be relied on as investment advice. S&P does not guarantee the accuracy, completeness, timeliness or availability of any information, including ratings, and is not responsible for errors or omissions (negligent or otherwise). S&P gives no express or implied warranties, including but not limited to any warranties of merchantability or fitness for a particular purpose or use. S&P shall not be liable for any direct, indirect, incidental, exemplary, compensatory, punitive, special or consequential damages, costs, expenses, legal fees, or losses (including lost income or profits and opportunity costs) in connection with any use of ratings.

Description	Symbol/Cusip Account Type	Quantity	Estimated Price on 12/31/19	Estimated Current Market Value	Estimated Annual Income	Original/Adjusted Cost Basis	Unrealized Gain (Loss)
CDs							
<p>Certificates of Deposit (CDs), including Market Indexed CDs and Market Linked CDs (collectively, MCDs) are generally shown at estimated market prices based upon a matrix or model pricing method that may not represent the actual price if sold prior to maturity. However, CDs and MCDs may be shown at face value for up to seven calendar days from date of issue if estimated market prices have not been received from a third party pricing vendor. The actual value of CDs and MCDs may be different from their purchase price. CDs and MCDs are subject to interest rate risk. The estimated market price reflected for MCDs may not be based on the actual closing value of the linked market index on the final maturity date and the market value of MCDs may not correspond directly to increases or decreases in the underlying linked market index. You may sell CDs or MCDs in the secondary market subject to market conditions. The secondary market for CDs and MCDs is generally illiquid. If sold prior to maturity, the value of MCDs may be less than the purchase amount or face value. The sale or redemption of any fixed income security prior to maturity may result in a substantial gain or loss, and an early withdrawal penalty may apply. Certain MCDs may only be redeemed on pre-specified liquidation dates and may have call features that allow the issuer to call the MCD prior to maturity. Certain Step Rate CDs are also subject to reinvestment risk if call provisions are exercised by the issuer and if a CD with a comparable rate is not available.</p> <p>See sales materials or contact your broker/dealer for additional information.</p>							
YADKIN VY BK & TR CO ELKIN N C CD 1.50000% 01/24/2020 FDIC INSURED CPN PMT MONTHLY Next Interest Payable: 01/24/20 Estimated Yield 1.50% Accrued Interest \$71.92 Average Unit Cost \$1.00 Adjusted Cost Basis	984308ET9 CASH	250,000	\$0.99992	\$249,980.00	\$3,750.00	\$250,000.00	
						\$250,000.00	D (\$20.00)
WORLDS FOREMOST BK SYDNEY NEB CD 1.75000% 01/27/2020 FDIC INSURED CPN PMT MONTHLY Next Interest Payable: 01/26/20 Estimated Yield 1.75% Accrued Interest \$57.53 Average Unit Cost \$1.00 Adjusted Cost Basis	981571CX8 CASH	200,000	\$1.0001	\$200,020.00	\$3,500.00	\$200,000.00	
						\$200,000.00	D \$20.00
WELLS FARGO BANK NATL ASSN CD 1.75000% 02/03/2020 FDIC INSURED CPN PMT MONTHLY Next Interest Payable: 01/01/20	949763EG7 CASH	250,000	\$1.00012	\$250,030.00	\$4,375.00	\$250,000.00	

Fifth Third Securities, Inc.

Account carried with National Financial Services LLC, Member
NYSE, SIPC

MN_CEBHTZFCBBKGZFX_BBBBB 20191231

Statement for the Period December 1, 2019 to December 31, 2019

MEDINA CITY SCHOOLS - Corporation
Account Number: [REDACTED]



HOLDINGS > FIXED INCOME *continued*

Description	Symbol/Cusip Account Type	Quantity	Estimated Price on 12/31/19	Estimated Current Market Value	Estimated Annual Income	Original/Adjusted Cost Basis	Unrealized Gain (Loss)
WELLS FARGO BANK NATL ASSN CD 1.75000%	949763EG7	<i>continued</i>					
Estimated Yield 1.75%							
Accrued Interest \$371.58							
Average Unit Cost \$1.00							
Adjusted Cost Basis						\$250,000.00 D	\$30.00
TIAA FSB JACKSONVILLE FLA 1.95000%	87270LAW3	247,000	\$1.00261	\$247,644.67	\$4,816.50	\$247,000.00	
11/23/2020 CD FDIC INSURED	CASH						
CPN PMT SEMI-ANNUAL							
ON MAY 21, NOV 21							
Next Interest Payable: 05/21/20							
Estimated Yield 1.94%							
Accrued Interest \$541.03							
Average Unit Cost \$1.00							
Adjusted Cost Basis						\$247,000.00 D	\$644.67
ALLY BK MIDVALE UTAH CD 2.50000%	02007GAU7	245,000	\$1.00896	\$247,195.20	\$6,125.00	\$245,000.00	
02/01/2021 FDIC INSURED	CASH						
CPN PMT SEMI-ANNUAL							
ON AUG 01, FEB 01							
Next Interest Payable: 02/01/20							
Estimated Yield 2.47%							
Accrued Interest \$2567.47							
Average Unit Cost \$1.00							
Adjusted Cost Basis						\$245,000.00 D	\$2,195.20
PRIME ALLIANCE BK UTAH CD 2.30000%	74160NFW5	245,000	\$1.00752	\$246,842.40	\$5,635.00	\$245,000.00	
03/15/2021 FDIC INSURED	CASH						
CPN PMT MONTHLY							
Next Interest Payable: 01/13/20							
Estimated Yield 2.28%							
Accrued Interest \$293.33							
Average Unit Cost \$1.00							
Adjusted Cost Basis						\$245,000.00 D	\$1,842.40
CAPITAL ONE BK USA NATL ASSN CD 2.25000%	1404202B5	245,000	\$1.00337	\$245,825.65	\$5,512.50	\$243,858.30	
04/19/2021 FDIC INSURED	CASH						
CPN PMT SEMI-ANNUAL							
ON OCT 19, APR 19							
Next Interest Payable: 04/19/20							
Estimated Yield 2.24%							
Accrued Interest \$1117.60							

Fifth Third Securities, Inc.

Account carried with National Financial Services LLC, Member
NYSE, SIPC

MN_CEBHTZFCBBKGZFX_BBBBB 20191231

Statement for the Period December 1, 2019 to December 31, 2019

MEDINA CITY SCHOOLS - Corporation

Account Number: [REDACTED]



**Fifth Third
Securities**

HOLDINGS > FIXED INCOME *continued*

Description	Symbol/Cusip Account Type	Quantity	Estimated Price on 12/31/19	Estimated Current Market Value	Estimated Annual Income	Original/Adjusted Cost Basis	Unrealized Gain (Loss)
CAPITAL ONE BK USA NATL ASSN CD 2.250000%	1404202B5	<i>continued</i>					
Average Unit Cost \$1.00							
Adjusted Cost Basis						\$243,858.30 D	\$1,967.35
THIRD FED SVGS & LN ASSN OF CD 2.500000%	88413QBZ0	245,000	\$1.01135	\$247,780.75	\$6,125.00	\$245,000.00	
05/28/2021 FDIC INSURED	CASH						
CPN PMT SEMI-ANNUAL							
ON AUG 28, FEB 28							
Next Interest Payable: 02/28/20							
Estimated Yield 2.47%							
Accrued Interest \$2114.38							
Average Unit Cost \$1.00							
Adjusted Cost Basis						\$245,000.00 D	\$2,780.75
KS STATEBANK MANHATTAN KS CD 2.500000%	50116CBX6	245,000	\$1.01187	\$247,908.15	\$6,125.00	\$245,000.00	
06/21/2021 FDIC INSURED	CASH						
CPN PMT MONTHLY							
Next Interest Payable: 01/21/20							
Estimated Yield 2.47%							
Accrued Interest \$184.59							
Average Unit Cost \$1.00							
Adjusted Cost Basis						\$245,000.00 D	\$2,908.15
FIRST CHOICE BK CERRITOS CALIF CD	319461BJ7	250,000	\$1.00044	\$250,110.00	\$5,625.00	\$250,000.00	
2.250000% 06/30/2021 FDIC INSURED	CASH						
CPN PMT MONTHLY							
Next Interest Payable: 01/30/20							
CALLABLE ON 01/30/2020 @ 100.0000							
STEP COUPON							
RESET FREQUENCY TERM MODE							
NEXT RESET 06/29/2020 @ 2.50000							
Estimated Yield 2.24%							
Accrued Interest \$15.41							
Average Unit Cost \$1.00							
Adjusted Cost Basis						\$250,000.00 D	\$110.00
NORTHPOINTE BK GRAND RAPIDS MI CD	666613GN8	245,000	\$1.0132	\$248,234.00	\$6,247.50	\$245,000.00	
2.550000% 07/19/2021 FDIC INSURED	CASH						
CPN PMT MONTHLY							
Next Interest Payable: 01/19/20							
Estimated Yield 2.51%							
Accrued Interest \$222.51							

Fifth Third Securities, Inc.

Account carried with National Financial Services LLC, Member
NYSE, SIPC

MN _CEBHTZFCBBKGZFX_BBBBB 20191231

Statement for the Period December 1, 2019 to December 31, 2019

MEDINA CITY SCHOOLS - Corporation

Account Number: [REDACTED]



Fifth Third
Securities

HOLDINGS > FIXED INCOME *continued*

Description	Symbol/Cusip Account Type	Quantity	Estimated Price on 12/31/19	Estimated Current Market Value	Estimated Annual Income	Original/Adjusted Cost Basis	Unrealized Gain (Loss)
NORTHPOINTE BK GRAND RAPIDS MI CD	666613GN8	<i>continued</i>					
Average Unit Cost \$1.00							
Adjusted Cost Basis						\$245,000.00 D	\$3,234.00
SECURITY FED BK AIKEN S C CD 2.40000%	81423LCE0	245,000	\$1.00082	\$245,200.90	\$5,880.00	\$245,000.00	
08/09/2021 FDIC INSURED	CASH						
CPN PMT MONTHLY							
Next Interest Payable: 01/07/20							
CALLABLE ON 02/07/2020 @ 100.0000							
Estimated Yield 2.39%							
Accrued Interest \$402.74							
Average Unit Cost \$1.00							
Adjusted Cost Basis						\$245,000.00 D	\$200.90
CELTIC BK SALT LAKE CITY UTAH CD	15118RPT8	245,000	\$1.01881	\$249,608.45	\$6,982.50	\$245,000.00	
2.85000% 08/24/2021 FDIC INSURED	CASH						
CPN PMT MONTHLY							
Next Interest Payable: 01/24/20							
Estimated Yield 2.79%							
Accrued Interest \$153.04							
Average Unit Cost \$1.00							
Adjusted Cost Basis						\$245,000.00 D	\$4,608.45
FIRSTTRUST SVGS BK PA CD 2.55000%	337630BJ5	245,000	\$1.01432	\$248,508.40	\$6,247.50	\$245,000.00	
09/13/2021 FDIC INSURED	CASH						
CPN PMT MONTHLY							
Next Interest Payable: 01/12/20							
Estimated Yield 2.51%							
Accrued Interest \$342.33							
Average Unit Cost \$1.00							
Adjusted Cost Basis						\$245,000.00 D	\$3,508.40
MEDALLION BK UTAH CD 2.45000% 02/16/2022	58404DBD2	245,000	\$1.01512	\$248,704.40	\$6,002.50	\$245,000.00	
FDIC INSURED	CASH						
CPN PMT MONTHLY							
Next Interest Payable: 01/16/20							
Estimated Yield 2.41%							
Accrued Interest \$263.12							
Average Unit Cost \$1.00							
Adjusted Cost Basis						\$245,000.00 D	\$3,704.40
NORTHFIELD BK STATEN ISLAND NY CD	66612ACG1	245,000	\$1.01515	\$248,711.75	\$6,002.50	\$245,000.00	

Fifth Third Securities, Inc.

Account carried with National Financial Services LLC, Member
NYSE, SIPC

MN_CEBHTZFCBBKGZFX_BBBBB 20191231

Statement for the Period December 1, 2019 to December 31, 2019

MEDINA CITY SCHOOLS - Corporation
Account Number: [REDACTED]



HOLDINGS > FIXED INCOME *continued*

Description	Symbol/Cusip Account Type	Quantity	Estimated Price on 12/31/19	Estimated Current Market Value	Estimated Annual Income	Original/Adjusted Cost Basis	Unrealized Gain (Loss)
NORTHFIELD BK STATEN ISLAND NY CD 2.45000% 02/22/2022 FDIC INSURED CPN PMT SEMI-ANNUAL ON AUG 21, FEB 21 Next Interest Payable: 02/21/20 Estimated Yield 2.41% Accrued Interest \$2187.21 Average Unit Cost \$1.00 Adjusted Cost Basis	66612ACG1 CASH	<i>continued</i>				\$245,000.00 D	\$3,711.75
SB ONE BK FRANKLIN NEW JERSEY CD 2.00000% 02/28/2022 FDIC INSURED CPN PMT SEMI-ANNUAL ON FEB 28, AUG 28 1ST CPN DTE 02/28/2020 Next Interest Payable: 02/28/20 Estimated Yield 1.99% Accrued Interest \$1691.51 Average Unit Cost \$1.00 Adjusted Cost Basis	78414TBD3 CASH	245,000	\$1.00044	\$245,107.80	\$4,900.00	\$245,000.00 D	\$107.80
JPMORGAN CHASE BK CD 2.00000% 08/16/2022 FDIC INSURED CPN PMT SEMI-ANNUAL ON FEB 16, AUG 16 Next Interest Payable: 02/16/20 CALLABLE ON 02/16/2020 @ 100.0000 STEP COUPON RESET FREQUENCY TERM MODE NEXT RESET 08/16/2021 @ 4.00000 Estimated Yield 1.99% Accrued Interest \$1861.70 Average Unit Cost \$1.00 Adjusted Cost Basis	48126YDE0 CASH	248,000	\$1.00032	\$248,079.36	\$4,960.00	\$248,000.00 D	\$79.36
WELLS FARGO NATL BK WEST LAS V CD 1.85000% 12/30/2022 FDIC INSURED CPN PMT MONTHLY 1ST CPN DTE 01/30/2020 Next Interest Payable: 01/30/20 Estimated Yield 1.84%	949495AF2 CASH	245,000	\$1.00068	\$245,166.60	\$4,532.50	\$245,000.00	

Fifth Third Securities, Inc.

Account carried with National Financial Services LLC, Member
NYSE, SIPC

MN_CEBHTZFCBKGZFX_BBBBB 20191231

Statement for the Period December 1, 2019 to December 31, 2019

MEDINA CITY SCHOOLS - Corporation

Account Number: [REDACTED]



HOLDINGS > FIXED INCOME *continued*

Description	Symbol/Cusip Account Type	Quantity	Estimated Price on 12/31/19	Estimated Current Market Value	Estimated Annual Income	Original/Adjusted Cost Basis	Unrealized Gain (Loss)
WELLS FARGO NATL BK WEST LAS V CD	949495AF2	<i>continued</i>					
Accrued Interest \$24.84							
Average Unit Cost \$1.00							
Adjusted Cost Basis						\$245,000.00 D	\$166.60
FIRST KEYSTONE CMNTY BK BERWIC CD	32065RAF2	245,000	\$1.00017	\$245,041.65	\$4,655.00	\$245,000.00	
1.90000% 10/23/2023 FDIC INSURED	CASH						
CPN PMT MONTHLY							
Next Interest Payable: 01/23/20							
CALLABLE ON 01/23/2020 @ 100.0000							
Estimated Yield 1.90%							
Accrued Interest \$114.78							
Average Unit Cost \$1.00							
Adjusted Cost Basis						\$245,000.00 D	\$41.65
CFBANK FAIRLAWN OHIO CD 2.80000%	15721UCY3	235,000	\$1.03795	\$243,918.25	\$6,580.00	\$235,000.00	
03/15/2024 FDIC INSURED	CASH						
CPN PMT MONTHLY							
Next Interest Payable: 01/15/20							
Estimated Yield 2.69%							
Accrued Interest \$306.47							
Average Unit Cost \$1.00							
Adjusted Cost Basis						\$235,000.00 D	\$8,918.25
FIRST & FMRS BK PORTLAND ND CD 2.40000%	31860PAL2	245,000	\$1.02183	\$250,348.35	\$5,880.00	\$245,000.00	
05/30/2024 FDIC INSURED	CASH						
CPN PMT MONTHLY							
Next Interest Payable: 01/30/20							
Estimated Yield 2.34%							
Accrued Interest \$32.22							
Average Unit Cost \$1.00							
Adjusted Cost Basis						\$245,000.00 D	\$5,348.35
STATE BK REESEVILLE WIS CD 2.25000%	856487AX1	240,000	\$1.01534	\$243,681.60	\$5,400.00	\$240,000.00	
06/28/2024 FDIC INSURED	CASH						
CPN PMT MONTHLY							
Next Interest Payable: 01/28/20							
Estimated Yield 2.21%							
Accrued Interest \$59.18							
Average Unit Cost \$1.00							
Adjusted Cost Basis						\$240,000.00 D	\$3,681.60

Fifth Third Securities, Inc.

Account carried with National Financial Services LLC, Member
NYSE, SIPC

MN_CEBHTZFCBBKGZFX_BBBBB 20191231

Statement for the Period December 1, 2019 to December 31, 2019

MEDINA CITY SCHOOLS - Corporation
Account Number: [REDACTED]



HOLDINGS > FIXED INCOME *continued*

Description	Symbol/Cusip Account Type	Quantity	Estimated Price on 12/31/19	Estimated Current Market Value	Estimated Annual Income	Original/Adjusted Cost Basis	Unrealized Gain (Loss)
POPPY BK SANTA ROSA CALIF CD 1.95000% 08/21/2024 FDIC INSURED CPN PMT MONTHLY Next Interest Payable: 01/21/20 CALLABLE ON 08/21/2020 @ 100.0000 Estimated Yield 1.94% Accrued Interest \$143.98 Average Unit Cost \$1.00 Adjusted Cost Basis	73319FAA7 CASH	245,000	\$1.00183	\$245,448.35	\$4,777.50	\$245,000.00	
						\$245,000.00 D	\$448.35
RAYMOND JAMES BK NATL ASSN CD 2.00000% 08/23/2024 FDIC INSURED CPN PMT SEMI-ANNUAL ON FEB 23, AUG 23 1ST CPN DTE 02/23/2020 Next Interest Payable: 02/23/20 Estimated Yield 1.99% Accrued Interest \$1758.63 Average Unit Cost \$1.00 Adjusted Cost Basis	75472RAE1 CASH	245,000	\$1.00395	\$245,967.75	\$4,900.00	\$245,000.00	
						\$245,000.00 D	\$967.75
BANKGLOUCESTER CD 2.00000% 08/26/2024 FDIC INSURED CPN PMT SEMI-ANNUAL ON FEB 26, AUG 26 1ST CPN DTE 02/26/2020 Next Interest Payable: 02/26/20 Estimated Yield 1.99% Accrued Interest \$1718.36 Average Unit Cost \$1.00 Adjusted Cost Basis	06644RAC3 CASH	245,000	\$1.00042	\$245,102.90	\$4,900.00	\$245,000.00	
						\$245,000.00 D	\$102.90
FIRST UTD BK & TR COMPANY CD 2.10000% 08/30/2024 FDIC INSURED CPN PMT MONTHLY Next Interest Payable: 01/30/20 CALLABLE ON 02/28/2020 @ 100.0000 Estimated Yield 2.09% Accrued Interest \$28.19 Average Unit Cost \$1.00 Adjusted Cost Basis	33742CAM9 CASH	245,000	\$1.00089	\$245,218.05	\$5,145.00	\$245,000.00	
						\$245,000.00 D	\$218.05

Fifth Third Securities, Inc.

Account carried with National Financial Services LLC, Member
NYSE, SIPC

MN_CEBHTZFCBBKGZFX_BBBBB 20191231

Statement for the Period December 1, 2019 to December 31, 2019

MEDINA CITY SCHOOLS - Corporation
Account Number: [REDACTED]



HOLDINGS > FIXED INCOME *continued*

Description	Symbol/Cusip Account Type	Quantity	Estimated Price on 12/31/19	Estimated Current Market Value	Estimated Annual Income	Original/Adjusted Cost Basis	Unrealized Gain (Loss)
GRANT CNTY BK ULYSSES KANS CD 1.95000% 10/16/2024 FDIC INSURED CPN PMT MONTHLY Next Interest Payable: 01/16/20 CALLABLE ON 01/16/2020 @ 100.0000 Estimated Yield 1.95% Accrued Interest \$209.42 Average Unit Cost \$1.00 Adjusted Cost Basis	38762PCP5 CASH	245,000	\$1.00013	\$245,031.85	\$4,777.50	\$245,000.00	
						\$245,000.00 D	\$31.85
Total CDs		6,820,000		\$6,870,417.23	\$150,359.00	\$6,818,858.30	\$51,558.93
U.S. Treasury / Agency Securities							
FEDERAL HOME LN MTG CORP MTN 2.00000% 10/05/2022 MOODY'S Aaa /S&P AA+ CPN PMT QUARTERLY ON JAN 05, APR 05, JUL 05, OCT 05 Next Interest Payable: 01/05/20 CALLED ON 01/05/2020 @ 100.0 STEP COUPON RESET FREQUENCY TERM MODE NEXT RESET 07/05/2020 @ 2.25000 Accrued Interest \$2388.89 Average Unit Cost \$98.81 Adjusted Cost Basis	3134GBP48 CASH	500,000	\$100.001	\$500,005.00	\$10,000.00	\$494,025.00	
						\$494,025.00 D	\$5,980.00
Unrealized Market Discount Income	\$1,395.42 Q						
FEDERAL FARM CR BKS BOND 1.94000% 04/17/2023 MOODY'S Aaa /S&P AA+ CPN PMT SEMI-ANNUAL ON APR 17, OCT 17 1ST CPN DTE 04/17/2020 Next Interest Payable: 04/17/20 CONTINUOUSLY CALLABLE FROM 04/17/2020 CALLABLE ON 04/17/2020 @ 100.0000 Accrued Interest \$2791.44 Average Unit Cost \$100.00 Adjusted Cost Basis	3133EK2W5 CASH	700,000	\$99.484	\$696,388.00	\$13,580.00	\$700,000.00	
						\$700,000.00 D	(\$3,612.00)

Fifth Third Securities, Inc.

Account carried with National Financial Services LLC, Member
NYSE, SIPC

MN_CEBHTZFCBBKGZFX_BBBBB 20191231

Statement for the Period December 1, 2019 to December 31, 2019

MEDINA CITY SCHOOLS - Corporation

Account Number: [REDACTED]



HOLDINGS > FIXED INCOME *continued*

Description	Symbol/Cusip Account Type	Quantity	Estimated Price on 12/31/19	Estimated Current Market Value	Estimated Annual Income	Original/Adjusted Cost Basis	Unrealized Gain (Loss)
FEDL HOME LN MTG CRP MTN 2.00000% 09/11/2024 MOODY'S Aaa CPN PMT SEMI-ANNUAL ON MAR 11, SEP 11 1ST CPN DTE 03/11/2020 Next Interest Payable: 03/11/20 CALLABLE ON 03/11/2020 @ 100.0000 Accrued Interest \$6111.11 Average Unit Cost \$100.00 Adjusted Cost Basis	3134GT7C1 CASH	1,000,000	\$100.003	\$1,000,030.00	\$20,000.00	\$1,000,000.00	
						\$1,000,000.00 D	\$30.00
FEDERAL FARM CR BKS BOND 1.89000% 11/27/2024 MOODY'S Aaa /S&P AA+ CPN PMT SEMI-ANNUAL ON MAY 27, NOV 27 1ST CPN DTE 05/27/2020 Next Interest Payable: 05/27/20 CONTINUOUSLY CALLABLE FROM 11/27/2020 CALLABLE ON 11/27/2020 @ 100.0000 Accrued Interest \$1160.25 Average Unit Cost \$100.00 Adjusted Cost Basis	3133ELBF0 CASH	650,000	\$100.038	\$650,247.00	\$12,285.00	\$650,000.00	
						\$650,000.00 D	\$247.00
Total U.S. Treasury / Agency Securities		2,850,000		\$2,846,670.00	\$55,865.00	\$2,844,025.00	\$2,645.00
Total Fixed Income		9,670,000		\$9,717,087.23	\$206,224.00	\$9,662,883.30	\$54,203.93
Total Securities				\$9,717,087.23	\$206,224.00	\$9,662,883.30	\$54,203.93
TOTAL PORTFOLIO VALUE				\$10,198,616.66	\$206,224.00	\$9,662,883.30	\$54,203.93

Fifth Third Securities, Inc.

MN_CEBHTZFCBBKGZFX_BBBBB 20191231

Account carried with National Financial Services LLC, Member
NYSE, SIPC

Statement for the Period December 1, 2019 to December 31, 2019

MEDINA CITY SCHOOLS - Corporation
Account Number: [REDACTED]



Activity

NFS-provided cost basis, realized gain (loss) and holding period information may not reflect all adjustments necessary for tax purposes. Please refer to Footnotes and Cost Basis Information at the end of this statement for more information.

PURCHASES, SALES, AND REDEMPTIONS

Settlement Date	Account Type	Transaction	Description	Quantity	Amount	Total Cost Basis	Realized Gain (Loss)
Securities Purchased							
12/16/19	CASH	YOU BOUGHT	FEDERAL FARM CR BKS BOND 1.89000% 11/27/2024 SOLICITED ORDER @ 100 Accrued Interest: \$648.38	650,000	(\$650,648.38)	\$650,000.00	
12/30/19	CASH	YOU BOUGHT	WELLS FARGO NATL BK WEST LAS V CD 1.85000% 12/30/2022 FACT SHEET TO FOLLOW SOLICITED ORDER @ 100	245,000	(\$245,000.00)	\$245,000.00	
Total Securities Purchased					(\$895,648.38)		
Redemptions							
12/23/19	CASH	REDEEMED	PENN CMNTY BK PERKASIE PA CD 2.35000% 06/21/2022 FULL CALL PAYOUT #REOR R0062061370000 Adjusted Cost Basis	(240,000)	\$240,000.00	\$240,000.00	
						\$240,000.00	D
12/30/19	CASH	REDEEMED	BANKERS BK KANS NA CD 2.35000% 06/28/2022 FULL CALL PAYOUT #REOR R0061943530000 Adjusted Cost Basis	(240,000)	\$240,000.00	\$240,000.00	
						\$240,000.00	D
Total Redemptions					\$480,000.00		

Fifth Third Securities, Inc.

MN_CEBHTZFCBBKGZFX_BBBBB 20191231

Account carried with National Financial Services LLC, Member
NYSE, SIPC

Statement for the Period December 1, 2019 to December 31, 2019

MEDINA CITY SCHOOLS - Corporation

Account Number: [REDACTED]



ACTIVITY > CORE FUND ACTIVITY

For more information about the operation of your core account, please refer to your Customer Agreement.

Settlement Date	Account Type	Transaction	Description	Quantity	Amount
12/02/19	CASH	YOU BOUGHT	FEDERATED TREASURY OBLIGATIONS IS @ 1	2,430.05	(\$2,430.05)
12/09/19	CASH	YOU BOUGHT	FEDERATED TREASURY OBLIGATIONS IS @ 1	483.29	(\$483.29)
12/12/19	CASH	YOU BOUGHT	FEDERATED TREASURY OBLIGATIONS IS @ 1	513.49	(\$513.49)
12/13/19	CASH	YOU BOUGHT	FEDERATED TREASURY OBLIGATIONS IS @ 1	463.15	(\$463.15)
12/16/19	CASH	YOU SOLD	FEDERATED TREASURY OBLIGATIONS IS @ 1	(649,221.53)	\$649,221.53
12/19/19	CASH	YOU BOUGHT	FEDERATED TREASURY OBLIGATIONS IS @ 1	513.49	(\$513.49)
12/23/19	CASH	YOU BOUGHT	FEDERATED TREASURY OBLIGATIONS IS @ 1	244,106.42	(\$244,106.42)
12/24/19	CASH	YOU BOUGHT	FEDERATED TREASURY OBLIGATIONS IS @ 1	573.9	(\$573.90)
12/26/19	CASH	YOU BOUGHT	FEDERATED TREASURY OBLIGATIONS IS @ 1	595.89	(\$595.89)
12/30/19	CASH	YOU SOLD	FEDERATED TREASURY OBLIGATIONS IS @ 1	(2,724.1)	\$2,724.10
12/31/19	CASH	YOU SOLD	FEDERATED TREASURY OBLIGATIONS IS @ 1	(13,382.43)	\$13,382.43
TOTAL CORE FUND ACTIVITY					\$415,648.38

Fifth Third Securities, Inc.

MN_CEBHTZFCBBKGZFX_BBBBB 20191231

Account carried with National Financial Services LLC, Member NYSE, SIPC

Statement for the Period December 1, 2019 to December 31, 2019

MEDINA CITY SCHOOLS - Corporation

Account Number: [REDACTED]



ACTIVITY > ADDITIONS AND WITHDRAWALS > OTHER ADDITIONS AND WITHDRAWALS

Date	Account Type	Transaction	Description	Quantity	Amount
Other Additions and Withdrawals					
12/31/19	CASH	WIRE TRANS TO BANK	WD59620633 THE HUNTINGTON NATIONAL BANK [REDACTED]		(\$13,382.43)
Total Other Additions and Withdrawals					(\$13,382.43)
TOTAL ADDITIONS AND WITHDRAWALS					(\$13,382.43)

ACTIVITY > INCOME > TAXABLE INCOME

Settlement Date	Account Type	Transaction	Description	Quantity	Amount
Taxable Dividends					
11/29/19	CASH	DIVIDEND RECEIVED	FEDERATED TREASURY OBLIGATIONS IS DIVIDEND RECEIVED		\$656.35
Total Taxable Dividends					\$656.35
Taxable Interest					
11/30/19	CASH	INTEREST	FIRST & FMRS BK PORTLAND ND CD 2.40000% 05/30/2024		\$499.40
11/30/19	CASH	INTEREST	FIRST CHOICE BK CERRITOS CALIF CD 2.25000% 06/30/2021		\$477.74
11/30/19	CASH	INTEREST	FIRST UTD BK & TR COMPANY CD 2.10000% 08/30/2024		\$436.97
12/01/19	CASH	INTEREST	WELLS FARGO BANK NATL ASSN CD 1.75000% 02/03/2020		\$359.59
12/07/19	CASH	INTEREST	SECURITY FED BK AIKEN S C CD 2.40000% 08/09/2021		\$483.29
12/12/19	CASH	INTEREST	FIRSTTRUST SVGS BK PA CD 2.55000% 09/13/2021		\$513.49
12/13/19	CASH	INTEREST	PRIME ALLIANCE BK UTAH CD 2.30000% 03/15/2021		\$463.15

Fifth Third Securities, Inc.

Account carried with National Financial Services LLC, Member
NYSE, SIPC

MN_CEBHTZFCBBKGZFX_BBBBB 20191231

Statement for the Period December 1, 2019 to December 31, 2019

MEDINA CITY SCHOOLS - Corporation
Account Number: [REDACTED]



ACTIVITY> INCOME > TAXABLE INCOME *continued*

Settlement Date	Account Type	Transaction	Description	Quantity	Amount
12/15/19	CASH	INTEREST	CFBANK FAIRLAWN OHIO CD 2.80000% 03/15/2024		\$540.82
12/16/19	CASH	INTEREST	GRANT CNTY BK ULYSSES KANS CD 1.95000% 10/16/2024		\$392.67
12/16/19	CASH	INTEREST	MEDALLION BK UTAH CD 2.45000% 02/16/2022		\$493.36
12/19/19	CASH	INTEREST	NORTHPOINTE BK GRAND RAPIDS MI CD 2.55000% 07/19/2021		\$513.49
12/21/19	CASH	INTEREST	KS STATEBANK MANHATTAN KS CD 2.50000% 06/21/2021		\$503.42
12/21/19	CASH	INTEREST	PENN CMNTY BK PERKASIE PA CD 2.35000% 06/21/2022		\$2,827.73
12/21/19	CASH	INTEREST	POPPY BK SANTA ROSA CALIF CD 1.95000% 08/21/2024		\$392.67
12/23/19	CASH	INTEREST	FIRST KEYSTONE CMNTY BK BERWIC CD 1.90000% 10/23/2023		\$382.60
12/24/19	CASH	INTEREST	CELTIC BK SALT LAKE CITY UTAH CD 2.85000% 08/24/2021		\$573.90
12/25/19	CASH	INTEREST	YADKIN VY BK &TR CO ELKIN N C CD 1.50000% 01/24/2020		\$308.22
12/26/19	CASH	INTEREST	WORLDS FOREMOST BK SYDNEY NEB CD 1.75000% 01/27/2020		\$287.67
12/28/19	CASH	INTEREST	BANKERS BK KANS NA CD 2.35000% 06/28/2022		\$463.56
12/28/19	CASH	INTEREST	STATE BK REESEVILLE WIS CD 2.25000% 06/28/2024		\$443.84
12/30/19	CASH	INTEREST	FIRST &FMRS BK PORTLAND ND CD 2.40000% 05/30/2024		\$483.29
12/30/19	CASH	INTEREST	FIRST CHOICE BK CERRITOS CALIF CD 2.25000% 06/30/2021		\$462.33
12/30/19	CASH	INTEREST	FIRST UTD BK &TR COMPANY CD 2.10000% 08/30/2024		\$422.88

Fifth Third Securities, Inc.

MN_CEBHTZFCBBKGZFX_BBBBB 20191231

Account carried with National Financial Services LLC, Member
NYSE, SIPC

Statement for the Period December 1, 2019 to December 31, 2019

MEDINA CITY SCHOOLS - Corporation

Account Number: [REDACTED]



ACTIVITY> INCOME > TAXABLE INCOME *continued*

Settlement Date	Account Type	Transaction	Description	Quantity	Amount
Total Taxable Interest					\$12,726.08
Total Taxable Income					\$13,382.43
TOTAL INCOME					\$13,382.43

Footnotes and Cost Basis Information

Amortization, accretion and similar adjustments to cost basis have been provided for many fixed income securities (and some bond-like equities), however, they are not provided for certain types, such as short-term instruments, Unit Investment Trusts, foreign fixed income securities, or those that are subject to early prepayment of principal (pay downs). Where current year premium or acquisition premium amortization is provided, the prior years' cumulative amortization is reflected in the adjusted cost basis, but we cannot provide a breakdown or the total of such prior amortization amounts.

NFS is required to report certain cost basis and related information to the IRS on the Form 1099-B. Your official 1099-B forms for certain transactions will reflect which lots have been sold for tax purposes. To apply a specific identification cost basis method to 1099-B reporting, appropriate instructions must be on file with NFS or be received by NFS before the trade has settled. Absent such instructions, NFS determines cost basis at the time of sale based on its default methods of average cost for open-end mutual funds and first-in, first-out (FIFO) for all other (including ETFs) unless your broker dealer has elected to use another default method. NFS applies FIFO (or other disposal method, if applicable) based on its records, which may be different from yours. For transactions that are not subject to 1099-B cost basis reporting, you should refer to your trade confirmations and other applicable records to determine which lots were considered sold for tax purposes.

While NFS must meet IRS requirements with respect to certain information required to be reported to the IRS, NFS-provided cost basis, realized gain and loss, and holding period information may not reflect all adjustments necessary for your tax reporting purposes. NFS makes no warranties with respect to and specifically disclaims any liability arising out of a customer's use of, or any tax position taken in reliance upon, such information.

For investments in partnerships, NFS does not make any adjustments to cost basis information as the calculation of basis in such investments requires supplemental information from the partnership on its income and distributions during the period you held your investment. Partnerships usually provide this additional information on a Form K-1 issued by April 15th of the following year.

Consult your tax advisor for further information.

Cost basis and gain/loss information is provided as a service to corporate accounts. The information listed in the year-to-date gain/loss summary section is based on a calendar year (January - December). If your business/entity has a fiscal year end other than December 31st for tax purposes, the year-to-date information will not apply. If you have questions about your tax situation, consult your tax advisor.

D - Adjusted cost basis reflects any cumulative original issue discount, premium, or acquisition premium, and it assumes such amounts were amortized by the taxpayer over the life of the security from acquisition date through disposition date. For securities still held, maturity date was used instead of disposition date. Premium amortization was calculated using the yield-to-maturity method. Acquisition premium was calculated using the ratable accrual method. If applicable, adjusted cost basis reflects market discount accretion which was calculated using the straight-line method and was recognized at disposition date. Gain/loss displayed for this transaction was based on cost basis as adjusted for premium and discount as stated above and does not reflect any losses disallowed because of wash sales (if applicable). The adjusted cost basis may not reflect all adjustments necessary for tax reporting purposes and may also not apply if you are using an alternative amortization calculation method. Refer to IRS Publication 550, Investment Income and Expenses, for additional information. **Q** - Unrealized Market discount income was calculated using the straight-line method from acquisition date through statement period ending date. Our calculation assumes the taxpayer has elected to defer recognizing the market discount until sale (disposition). Other elections

Fifth Third Securities, Inc.

Account carried with National Financial Services LLC, Member
NYSE, SIPC

MN _CEBHTZFCBBKGZFX_BBBBB 20191231

Brokerage

Account Statement

December 1, 2019 - December 31, 2019

Account Number: [REDACTED]

MEDINA CITY SCHOOLS
739 WEYMOUTH RD
MEDINA OH 44256-2037

Portfolio at a Glance

	This Period
BEGINNING ACCOUNT VALUE	\$14,935,343.50
Deposits (Cash & Securities)	495,551.42
Withdrawals (Cash & Securities)	-280,154.85
Dividends, Interest and Other Income	36,306.04
Net Change in Portfolio¹	-11,554.08
ENDING ACCOUNT VALUE	\$15,175,492.03
Estimated Annual Income	\$361,192.00

¹ Net Change in Portfolio is the difference between the ending account value and beginning account value after activity.

Asset Summary

Percent	Asset Type	Last Period	This Period
1%	Cash, Money Funds, and Bank Deposits	5,088.31	9,790.92
99%	Fixed Income	14,930,255.19	15,165,701.11
100%	Account Total	\$14,935,343.50	\$15,175,492.03

Please review your allocation periodically with your Account Executive.

Client Service Information

Your Account Executive: ATT
ANDREW CARDINALI**Contact Information**
E-Mail Address:
customerservice@mbssecurities.com**Client Service Information**
Service Hours: Weekdays 09:00 a.m. - 05:00 p.m. (EST)
Client Service Telephone Number: (800) 967-9045
Web Site: WWW.MBSSECURITIES.COM

Your Account Information

INVESTMENT OBJECTIVE

Investment Objective: NONE SPECIFIED

Please discuss your investment objective with your Account Executive.

TAX LOT DEFAULT DISPOSITION METHOD

Default Method for Mutual Funds: First In First Out

Default Method for Stocks in a Dividend Reinvestment Plan: First In First Out

Default Method for all Other Securities: First In First Out

BOND AMORTIZATION ELECTIONS

Amortize premium on taxable bonds based on Constant Yield Method: Yes

Accrual market discount method for all other bond types: Constant Yield Method

Include market discount in income annually: No

ELECTRONIC DELIVERY

Your electronic delivery selections for account communications are listed below:

Electronic Delivery

Enrollment Communication

- ☒ Statements and Reports
- ☒ Trade Confirmations
- ☒ Tax Documents
- ☒ Notifications
- ☒ Prospectus
- ☒ Proxy/Shareholder Communications

You have not enrolled any of the above documents for electronic delivery. Please log in to your account or contact your Account Executive to make any changes to your electronic delivery preferences.

Income and Expense Summary

	Current Period		Year-to-Date	
	Taxable	Non Taxable	Taxable	Non Taxable
Interest Income				
Other Interest	36,306.04	0.00	383,787.07	0.00
Total Dividends, Interest, Income and Expenses	\$36,306.04	\$0.00	\$383,787.07	\$0.00

Accrued Interest Summary

	Current Period		Year-to-Date	
	Taxable	Non Taxable	Taxable	Non Taxable
Accrued Interest Paid				
Other	0.00	0.00	-178.94	0.00
Total Accrued Interest Paid	\$0.00	\$0.00	-\$178.94	\$0.00



December 1, 2019 - December 31, 2019
MEDINA CITY SCHOOLS

Portfolio Holdings

Description	Quantity	Opening Balance	Closing Balance	Accrued Income	30-Day Yield
CASH, MONEY FUNDS AND BANK DEPOSITS 1.00% of Portfolio					
Cash Balance		5,088.31	9,790.92		
TOTAL CASH, MONEY FUNDS AND BANK DEPOSITS		\$5,088.31	\$9,790.92	\$0.00	

Description	Quantity	Market Price	Market Value	Accrued Interest	Estimated Annual Income	Estimated Yield
FIXED INCOME 99.00% of Portfolio (In Maturity Date Sequence)						
Certificates of Deposit						
NATIONWIDE BK COLUMBUS OHIO CTF DEP ACT/365 MONTHLY 1.850% 02/28/20 B/E DTD 11/30/17 ACT/365 Security Identifier: 63861NAK1	248,000.000	100.0370	248,091.76	12.57	4,588.00	1.84%
LIVE OAK BKG CO WILMINGTON N C CTF DEP ACT/365 2.400% 03/09/20 B/E DTD 03/09/18 ACT/365 Security Identifier: 538036DK7	248,000.000	100.1460	248,362.08	489.21	5,952.00	2.39%
STATE BK INDIA LOS ANGELES CALIF CTF DEP ACT/365 SEMI-ANNUALLY 2.500% 03/20/20 B/E DTD 03/21/18 Security Identifier: 85628YBG2	246,000.000	100.1860	246,457.56	1,701.78	6,150.00	2.49%
STIFEL BK & TR ST LOUIS MO CTF DEP ACT/365 2.550% 03/30/20 B/E DTD 03/29/18 ACT/365 Security Identifier: 86063QAD7	248,000.000	100.2230	248,553.04	34.65	6,324.00	2.54%
WEBBANK SALT LAKE CITY UTAH CTF DEP ACT/365 MONTHLY 1.850% 03/30/20 B/E DTD 09/28/17 ACT/365 Security Identifier: 947547JQ9	248,000.000	100.0480	248,119.04	37.71	4,588.00	1.84%
ISRAEL DISC BK NEW YORK N Y CTF DEP ACT/365 SEMI-ANNUALLY 2.700% 05/04/20 DTD 05/04/18 Security Identifier: 465076KG1	246,000.000	100.3570	246,878.22	1,037.24	6,642.00	2.69%
MERCANTILE BK MICH GRAND RAPIDS CTF DEP ACT/365 SEMI-ANNUALLY 2.750% 06/01/20 B/E DTD 06/01/18 Security Identifier: 58740XZM5	246,000.000	100.4590	247,129.14	556.03	6,765.00	2.73%
ALLEGIANCE BK HOUSTON TEX CTF DEP ACT/365 SEMI-ANNUALLY 2.800% 06/15/20 B/E DTD 06/13/18 Security Identifier: 01748DBC9	246,000.000	100.5250	247,291.50	339.68	6,888.00	2.78%
ENTERPRISE BK & TR CLAYTON MO CTF DEP ACT/365 2.800% 06/22/20 B/E DTD 06/22/18 ACT/365 Security Identifier: 29367SHX5	248,000.000	100.5430	249,346.64	171.22	6,944.00	2.78%

Portfolio Holdings (continued)

Description	Quantity	Market Price	Market Value	Accrued Interest	Estimated Annual Income	Estimated Yield
FIXED INCOME (continued)						
Certificates of Deposit (continued)						
FIRST FINL BK CINCINNATI OH CTF DEP ACT/365 SEMI-ANNUALLY 2.900% 06/26/20 B/E DTD 12/26/18 Security Identifier: 3202ISFP6	246,000.000	100.6080	247,495.68	97.73	7,134.00	2.88%
FIRST REP BK SAN FRANCISCO CALIF NEW CTF DEP ACT/365 2.750% 07/27/20 B/E DTD 07/27/18 ACT/365 Security Identifier: 33616CAZ3	246,000.000	100.6230	247,532.58	2,909.88	6,765.00	2.73%
MORGAN STANLEY BK N A SALT LAKE CITY UTAH CTF DEP ACT/365 SEMI-ANNUALLY 2.750% 08/03/20 B/E DTD 08/02/18 Security Identifier: 61747M4K4	248,000.000	100.6450	249,599.60	2,821.42	6,820.00	2.73%
BANK AMER NA CHARLOTTE NC CTF DEP ACT/365 SEMI-ANNUALLY 2.750% 08/17/20 DTD 08/15/18 Security Identifier: 06051VB70	246,000.000	100.6880	247,692.48	2,557.73	6,765.00	2.73%
ORIENTAL BK BROKERED INSTL CTF DEP ACT/365 2.800% 09/14/20 B/E DTD 09/12/18 ACT/365 Security Identifier: 68621KCC3	246,000.000	100.8030	247,975.38	2,075.84	6,888.00	2.77%
CONNECTONE BK ENGLEWOOD CLIFFS N J CTF DEP ACT/365 MONTHLY 2.800% 09/18/20 B/E DTD 09/19/18 Security Identifier: 20786ACJ2	248,000.000	100.8230	250,041.04	228.30	6,944.00	2.77%
BARCLAYS BK DEL RETAIL CTF DEP 3A2 PROGRAM BOOK ENTRY INSTL CTF DEP 1.950% 09/21/20 B/E DTD 09/20/17 Security Identifier: 06740KKUO	247,000.000	100.2160	247,533.52	1,345.98	4,816.50	1.94%
MAIN STR BK BINGHAM FARMS MI CTF DEP ACT/365 2.900% 10/05/20 B/E DTD 10/04/18 ACT/365 Security Identifier: 56035BBN5	248,000.000	100.9500	250,356.00	532.01	7,192.00	2.87%
WEX BK MIDVALE UTAH CTF DEP ACT/365 SEMI-ANNUALLY 2.000% 10/19/20 B/E DTD 10/18/17 ACT/365 Security Identifier: 92937CGB8	247,000.000	100.2780	247,686.66	1,001.53	4,940.00	1.99%
GOLDMAN SACHS BK USA NEW YORK CTF DEP ACT/365 SEMI-ANNUALLY 2.050% 11/23/20 B/E DTD 11/22/17 Security Identifier: 38148PTD9	247,000.000	100.3500	247,864.50	541.03	5,063.50	2.04%
MERCANTIL BK NATL ASSN CORAL GABLES FLA CTF DEP ACT/365 MONTHLY 2.200% 12/29/20 B/E DTD 12/29/17 Security Identifier: 58733AES4	248,000.000	100.5330	249,321.84	29.90	5,456.00	2.18%
DISCOVER BK GEENWOOD DEL CTF DEP ACT/365 2.500% 02/01/21 B/E DTD 01/31/18 ACT/365 1ST CPN DTE 07/31/18 Security Identifier: 254673LX2	246,000.000	100.8960	248,204.16	2,577.95	6,150.00	2.47%
FIRST NATL BK MCGREGOR TEX CTF DEP ACT/365 MONTHLY 2.650% 02/01/21 B/E DTD 01/31/19 ACT/365 Security Identifier: 32112UCU3	245,000.000	101.0620	247,601.90	0.00	6,492.50	2.62%



**MULTI-BANK SECURITIES, INC.***

1000 Town Center, Suite 2500
Southfield, MI 48075
(800) 967-9045

Member of FINRA & SIPC; MSRB Registered.

December 1, 2019 - December 31, 2019
MEDINA CITY SCHOOLS

Portfolio Holdings (continued)

Description	Quantity	Market Price	Market Value	Accrued Interest	Estimated Annual Income	Estimated Yield
FIXED INCOME (continued)						
Certificates of Deposit (continued)						
CAPITAL BK N A ROCKVILLE MD CTF DEP ACT/365 2.600% 03/12/21 B/E DTD 03/13/19 ACT/365 Security Identifier: 139805AQ8	248,000.000	101.0980	250,723.04	317.98	6,448.00	2.57%
CITIBANK NATL ASSN SIOUX FALLS S D CTF DEP ACT/365 SEMI-ANNUALLY 2.700% 03/29/21 B/E DTD 03/29/18 Security Identifier: 17312QH77	246,000.000	101.2610	249,102.06	1,692.35	6,642.00	2.66%
SYNCHRONY BK RETAIL CTF DEP PROGRAM BOOK ENTRY FIDELITY INSTL CTF DEP 2.700% 04/13/21 B/E DTD 04/13/18 Security Identifier: 87165FUN2	246,000.000	101.3000	249,198.00	1,401.19	6,642.00	2.66%
TOWNEBANK PORTSMOUTH VA CTF DEP ACT/365 SEMI-ANNUALLY 2.800% 04/30/21 B/E DTD 04/30/18 ACT/365 Security Identifier: 89214PBL2	246,000.000	101.4760	249,630.96	1,170.02	6,888.00	2.75%
FEDERAL SVGS BK CHICAGO IL CTF DEP ACT/365 MONTHLY 2.500% 05/28/21 B/E DTD 05/30/19 ACT/365 Security Identifier: 313812DA4	248,000.000	101.1430	250,834.64	0.00	6,200.00	2.47%
CTBC BK CORP USA LOS ANGELES CALIF CTF DEP ACT/365 3.000% 06/15/21 B/E DTD 06/15/18 ACT/365 Security Identifier: 12651HAB5	246,000.000	101.8950	250,661.70	323.51	7,380.00	2.94%
HERITAGE BK HOPKINSVILLE KY CTF DEP ACT/365 MONTHLY 3.000% 06/21/21 B/E DTD 06/19/18 ACT/365 Security Identifier: 42724JEG6	248,000.000	101.9150	252,749.20	244.60	7,440.00	2.94%
FIRST BK HIGHLAND PK ILL CTF DEP ACT/365 SEMI-ANNUALLY 3.100% 06/29/21 B/E DTD 06/29/18 ACT/365 Security Identifier: 319141KT3	246,000.000	100.3580	246,880.68	41.79	7,626.00	3.08%
CHIPPEWA VY BK WINTER WIS CTF DEP ACT/365 MONTHLY 3.000% 07/06/21 B/E DTD 07/06/18 ACT/365 Security Identifier: 169894AP7	248,000.000	101.9650	252,873.20	509.59	7,440.00	2.94%
BMW BK NORTH AMER SALT LAKE CITY UTAH CTF DEP ACT/365 SEMI-ANNUALLY 3.000% 07/13/21 B/E DTD 07/13/18 Security Identifier: 05580ANK6	246,000.000	101.9810	250,873.26	3,457.48	7,380.00	2.94%
MORGAN STANLEY PRIVATE BK NATL ASSN PUR N Y CTF DEP ACT/365 2.100% 08/09/21 B/E DTD 08/08/19 Security Identifier: 61760AS83	248,000.000	100.6460	249,602.08	2,068.93	5,208.00	2.08%



Portfolio Holdings (continued)

Description	Quantity	Market Price	Market Value	Accrued Interest	Estimated Annual Income	Estimated Yield
FIXED INCOME (continued)						
Certificates of Deposit (continued)						
BANCO POPULAR NORTH AMER INSTL CTF DEP PROGRAM 2.150% 01/31/22 B/E DTD 07/31/19 ACT/365 Security Identifier: 05970EAQ7	248,000.000	100.0360	248,089.28	891.10	5,332.00	2.14%
MAIN STR BK CORP WHEELING WV CTF DEP ACT/365 2.950% 02/01/22 B/E DTD 02/01/19 ACT/365 Security Identifier: 56034WAS0	248,000.000	102.5160	254,239.68	1,202.63	7,316.00	2.87%
WASHINGTON SVGS BK LOWELL MA CTF DEP ACT/365 MONTHLY 2.750% 03/14/22 B/E DTD 03/14/19 ACT/365 Security Identifier: 939693AK3	248,000.000	100.2350	248,582.80	317.64	6,820.00	2.74%
BAR HBR BK & TR ME CTF DEP ACT/365 MONTHLY 2.700% 03/29/22 B/E DTD 03/29/19 ACT/365 Security Identifier: 066851WM4	248,000.000	100.2560	248,634.88	36.69	6,696.00	2.69%
SECURITY FIRST BK LINCOLN NEB CTF DEP ACT/365 2.500% 04/25/22 B/E DTD 04/24/19 ACT/365 Security Identifier: 81425PAY7	248,000.000	100.2610	248,647.28	1,155.07	6,200.00	2.49%
FRONTIER BK ROCK RAPIDS IOWA CTF DEP ACT/365 2.100% 07/19/22 B/E DTD 07/19/19 ACT/365 Security Identifier: 359067CZ6	248,000.000	100.0230	248,057.04	171.22	5,208.00	2.09%
FRANKLIN SYNERGY BK TENN CTF DEP ACT/365 MONTHLY 2.150% 07/29/22 B/E DTD 07/30/19 ACT/365 Security Identifier: 35471TFE7	248,000.000	100.0360	248,089.28	14.61	5,332.00	2.14%
CAPITAL ONE NATL ASSN MCLEAN VA CTF DEP 2.050% 08/15/22 B/E DTD 08/14/19 ACT/365 Security Identifier: 14042RMX6	248,000.000	100.6810	249,688.88	1,936.10	5,084.00	2.03%
SALLIE MAE BK SALT LAKE CITY UT CTF DEP ACT/365 SEMI-ANNUALLY 2.650% 01/31/23 B/E DTD 01/31/18 Security Identifier: 795450J71	246,000.000	102.4550	252,039.30	2,732.62	6,519.00	2.58%
CALPRIVATE BK LA JOLLA CALIF CTF DEP ACT/365 2.200% 08/16/23 B/E DTD 08/16/19 ACT/365 Security Identifier: 13135NAG5	248,000.000	100.0780	248,193.44	224.22	5,456.00	2.19%
MERIDAN BK PAOLI PA CTF DEP ACT/365 2.000% 10/30/23 B/E DTD 10/28/19 ACT/365 CALLABLE 01/28/20 Security Identifier: 58958PGK4	248,000.000	100.0280	248,069.44	40.77	4,960.00	1.99%
SILVERGATE BK LA JOLLA CALIF CTF DEP 2.000% 11/15/23 B/E DTD 11/15/19 ACT/365 CALLABLE 02/15/20 Security Identifier: 828373HL7	248,000.000	100.0500	248,124.00	217.42	4,960.00	1.99%
LIBERTY NATL BK ADA OHIO CTF DEP 1.850% 12/06/23 B/E DTD 12/06/19 ACT/365 1ST CPN DTE 01/06/20 Security Identifier: 530880AL7	247,000.000	100.0480	247,118.56	312.98	4,569.50	1.84%



December 1, 2019 - December 31, 2019
MEDINA CITY SCHOOLS

Portfolio Holdings (continued)

Description	Quantity	Market Price	Market Value	Accrued Interest	Estimated Annual Income	Estimated Yield
FIXED INCOME (continued)						
Certificates of Deposit (continued)						
STATE BK INDIA CHICAGO ILL CTF DEP ACT/365 2.650% 07/12/24 B/E DTD 07/12/19 ACT/365 Security Identifier: 856283J64	246,000.000	100.5180	247,274.28	3,071.97	6,519.00	2.63%
BMO HARRIS BK NATL ASSN CHICAGO ILL CTF DEP 2.000% 08/14/24 B/E DTD 08/14/19 ACT/365 Security Identifier: 05581WZ24	245,000.000	100.0410	245,100.45	630.96	4,900.00	1.99%
COMMERCE BK GENEVA MINN CTF DEP 1.900% 09/03/24 B/E DTD 09/03/19 ACT/365 CALLABLE 10/03/20 Security Identifier: 20056QSB0	248,000.000	99.9290	247,823.92	1,148.95	4,712.00	1.90%
INTERAUDI BK NEW YORK NY CTF DEP ACT/365 2.000% 09/09/24 B/E DTD 09/09/19 ACT/365 Security Identifier: 45842PAZ4	248,000.000	100.0430	248,106.64	298.96	4,960.00	1.99%
FIRST NATL BK SYRACUSE JOHNSON KANS CTF DEP 1.950% 09/18/24 B/E DTD 09/18/19 ACT/365 Security Identifier: 334342CF7	248,000.000	100.0150	248,037.20	172.24	4,836.00	1.94%
ANCHOR D BK TEXHOMA OKLA CTF DEP ACT/365 1.950% 09/30/24 B/E DTD 09/30/19 ACT/365 CALLABLE 01/30/20 Security Identifier: 033034AJ8	248,000.000	100.0210	248,052.08	13.25	4,836.00	1.94%
CITIZENS DEP BK ARLINGTON KY CTF DEP ACT/365 2.000% 10/03/24 B/E DTD 10/03/19 ACT/365 Security Identifier: 17453FCK6	248,000.000	100.0900	248,223.20	380.49	4,960.00	1.99%
FIRST UTD BK & TRCOMPANY DURANT OK CTF DEP ACT/365 2.050% 10/11/24 B/E DTD 10/11/19 ACT/365 Security Identifier: 33742CAR8	248,000.000	100.1110	248,275.28	278.58	5,084.00	2.04%
LEA CNTY ST BK HOBBS N MEX CTF DEP 2.000% 10/28/24 B/E DTD 10/28/19 ACT/365 CALLABLE 01/28/20 Security Identifier: 523744AU4	248,000.000	100.0270	248,066.96	40.77	4,960.00	1.99%
FIRST FED BK FLA LAKE CITY CTF DEP 1.950% 10/30/24 B/E DTD 10/30/19 ACT/365 CALLABLE 01/30/20 Security Identifier: 32022WBB1	248,000.000	100.0260	248,064.48	13.25	4,836.00	1.94%
HSBC BK USA NATL ASSOCIATION INSTL CTF DEP PROGRAM 2.125% 11/04/24 B/E DTD 11/04/19 ACT/365 Security Identifier: 44329MBF9	248,000.000	100.4070	249,009.36	822.99	5,270.00	2.11%

Portfolio Holdings (continued)

Description	Quantity	Market Price	Market Value	Accrued Interest	Estimated Annual Income	Estimated Yield
FIXED INCOME (continued)						
Certificates of Deposit (continued)						
FIRST KEYSTONE CMNTY BK BERWICK PA CTF DEP 1.950% 11/27/24 B/E DTD 11/27/19 ACT/365 Security Identifier: 32065RAJ4	246,000.000	100.0550	246,135.30	52.57	4,797.00	1.94%
TEXAS EXCHANGE BK CROWLEY CTF DEP 2.000% 12/06/24 B/E DTD 11/22/19 ACT/365 CALLABLE 02/22/20 Security Identifier: 88241TFS4	248,000.000	100.0580	248,143.84	122.30	4,960.00	1.99%
FIRST NATL BK AMER EAST LANSING MICH CTF DEP 1.900% 12/13/24 B/E DTD 12/13/19 ACT/365 Security Identifier: 32110YNL5	248,000.000	99.7960	247,494.08	232.37	4,712.00	1.90%
TEXAS SEC BK DALLAS TEX CTF DEP 1.950% 12/20/24 B/E DTD 12/20/19 ACT/365 CALLABLE 06/20/20 Security Identifier: 88269AAU2	248,000.000	100.0230	248,057.04	145.74	4,836.00	1.94%
Total Certificates of Deposit			\$15,165,701.11	\$49,005.29	\$361,192.00	
TOTAL FIXED INCOME			\$15,165,701.11	\$49,005.29	\$361,192.00	
Total Portfolio Holdings				Accrued Interest	Estimated Annual Income	
				Market Value		
				\$15,175,492.03	\$49,005.29	\$361,192.00

Portfolio Holdings Disclosures

Pricing

This section includes the net market value of the securities in your account on a settlement date basis, including short positions, at the close of the statement period. The market prices, unless otherwise noted, have been obtained from independent vendor services, which we believe to be reliable. Market prices do not constitute a bid or an offer, and may differ from the actual sale price. Securities for which a price is not available are marked "N/A" and are omitted from the Total.

THE AS OF PRICE DATE ONLY APPEARS WHEN THE PRICE DATE DOES NOT EQUAL THE STATEMENT DATE.

Estimated Annual Figures

The estimated annual income (EAI) and estimated annual yield (EAY) figures are estimates and for informational purposes only. These figures are not considered to be a forecast or guarantee of future results. These figures are computed using information from providers believed to be reliable; however, no assurance can be made as to the accuracy. Since interest and dividend rates are subject to change at any time, and may be affected by current and future economic, political, and business conditions, they should not be relied on for making investment, trading, or tax decisions. These figures assume that the position quantities, interest and dividend rates, and prices remain constant. A capital gain or return of principal may be included in the figures for certain securities, thereby overstating them. Refer to www.pershing.com/disclosures for specific details as to formulas used to calculate the figures. Accrued interest represents interest earned but not yet received.

Reinvestment

The dollar amount of Mutual Fund distributions, Money Market Fund dividend income, Bank Deposit interest income, or dividends for other securities shown on your statement may have been reinvested. You will not receive confirmation of these reinvestments. Upon written request to your financial institution, information pertaining to these transactions, including the time of execution and the name of the person from whom your security was purchased, may be obtained. In dividend reinvestment transactions, Pershing acts as your agent and receives payment for order flow.

December 1, 2019 - December 31, 2019
MEDINA CITY SCHOOLS

Portfolio Holdings Disclosures (continued)

Option Disclosure

Information with respect to commissions and other charges incurred in connection with the execution of option transactions has been included in confirmations previously furnished to you. A summary of this information is available to you promptly upon your written request directed to your introducing firm. In order to assist your introducing firm in maintaining current background and financial information concerning your option accounts, please promptly advise them in writing of any material change in your investment objectives or financial situation. Expiring options which are valuable are exercised automatically pursuant to the exercise by exception procedure of the Options Clearing Corporation. Additional information regarding this procedure is available upon written request to your introducing firm.

Certificates of Deposit

Certificates of Deposit acquired through the Certificate of Deposit Account Registry Service ("CDARS") and held in your brokerage account are subject to Securities Investor Protection Corporation (SIPC) coverage. Please see additional information about SIPC under Important Information and Disclosures on this statement.

Please be advised that the secondary market for CDs is generally illiquid; the actual value of CDs may be different from their purchase price; and a significant loss of principal could result if your CDs are sold prior to maturity. In the event that the CDs listed above do not indicate a market valuation, an accurate market value could not be determined. In the event that a price is listed above for your CDs, Pershing has obtained a price from sources deemed to be reliable or has priced your CDs using a matrix formula. Prices are estimates and the actual value you may obtain for your CD may be different if you elect to sell your CD in the secondary market.

Foreign Currency Transactions

Pershing will execute foreign currency transactions as principal for your account. Pershing may automatically convert foreign currency to or from U.S. dollars for dividends and similar corporate action transactions unless you instruct your financial organization otherwise. Pershing's currency conversion rate will not exceed the highest interbank conversion rate identified from customary banking sources on the conversion date or the prior business day, increased by up to 1%, unless a particular rate is required by applicable law. Your financial organization may also increase the currency conversion rate. This conversion rate may differ from rates in effect on the date you executed a transaction, incurred a charge, or received a credit. Transactions converted by agents (such as depositories) will be billed at the rates such agents use.

Proxy Vote

Securities not fully paid for in your margin account may be lent by Pershing to itself or others in accordance with the terms outlined in the Margin Agreement. The right to vote your shares held on margin may be reduced by the amount of shares on loan. The Proxy Voting Instruction Form sent to you may reflect a smaller number of shares entitled to vote than the number of shares in your margin account.

Activity Summary (All amounts shown are in base currency)

	Credits This Period	Debits This Period	Net This Period	Credits Year-to-Date	Debits Year-to-Date	Net Year-to-Date
Securities						
Securities Bought	0.00	-743,000.00	-743,000.00	0.00	-8,913,806.94	-8,913,806.94
Total Securities	\$0.00	-\$743,000.00	-\$743,000.00	\$0.00	-\$8,913,806.94	-\$8,913,806.94
Dividends and Interest	\$38,974.22	-\$2,668.18	\$36,306.04	\$387,546.88	-\$3,759.81	\$383,787.07
Distributions	\$496,000.00	\$0.00	\$496,000.00	\$10,151,000.00	\$0.00	\$10,151,000.00

Activity Summary (continued)

	Credits This Period	Debits This Period	Net This Period	Credits Year-to-Date	Debits Year-to-Date	Net Year-to-Date
Cash						
Withdrawals	0.00	-280,154.85	-280,154.85	0.00	-6,072,931.08	-6,072,931.08
Deposits	495,551.42	0.00	495,551.42	4,461,730.36	0.00	4,461,730.36
Total Cash	\$495,551.42	-\$280,154.85	\$215,396.57	\$4,461,730.36	-\$6,072,931.08	-\$1,611,200.72
Totals	\$1,030,525.64	-\$1,025,823.03	\$4,702.61	\$15,000,277.24	-\$14,990,497.83	\$9,779.41

Transactions by Type of Activity

Process/ Settlement Date	Trade/ Transaction Date	Activity Type	Description	Quantity	Price	Accrued Interest	Amount	Currency
Securities Bought and Sold								
12/06/19	11/26/19	PURCHASED	LIBERTY NATL BK ADA OHIO CTF DEP 1.850% 12/06/23 DTD 12/06/19 YLD 1.850 TO MAT	247,000.000	100.0000		-247,000.00	USD
12/13/19	12/04/19	PURCHASED	FIRST NATL BK AMER EAST LANSING MICH CTF DEP 1.900% 12/13/24 B/E DTD 12/13/19 CLB YLD 1.900 TO PAR	248,000.000	100.0000		-248,000.00	USD
12/20/19	12/05/19	PURCHASED	TEXAS SEC BK DALLAS TEX CTF DEP 1.950% 12/20/24 DTD 12/20/19 CLB YLD 1.950 TO PAR	248,000.000	100.0000		-248,000.00	USD
Total Securities Bought and Sold						\$0.00	-\$743,000.00	USD
Dividends and Interest								
12/02/19	11/29/19	BOND INTEREST ADJUSTMENT	247000 KENNEBEC SVGS BK AUGUSTA ME CTF DEP ACT/365 SEMI-ANNUALLY RD 11/27 PD 11/28/19 8.616438				-2,116.76	USD
12/02/19	11/29/19	BOND INTEREST RECEIVED	247000 KENNEBEC SVGS BK AUGUSTA ME CTF DEP ACT/365 SEMI-ANNUALLY RD 11/27 PD 11/28/19				2,128.26	USD
12/02/19		BOND INTEREST RECEIVED	248000 ANCHOR D BK TEXHOMA OKLA CTF DEP ACT/365 1.950% 09/30/24 B/E DTD 09/30/19 CLB RD 11/15 PD 11/30/19				410.73	USD
12/02/19		BOND INTEREST RECEIVED	248000 FEDERAL SVGS BK CHICAGO IL CTF DEP ACT/365 MONTHLY 2.500% 05/28/21 B/E DTD 05/30/19 RD 11/15 PD 11/30/19				526.58	USD
12/02/19		BOND INTEREST RECEIVED	248000 FIRST FED BK FLA LAKE CITY CTF DEP 1.950% 10/30/24 B/E DTD 10/30/19 CLB RD 11/15 PD 11/30/19				410.73	USD
12/02/19		BOND INTEREST RECEIVED	245000 FIRST NATL BK MCGREGOR TEX CTF DEP ACT/365 MONTHLY 2.650% 02/01/21 B/E DTD 01/31/19 RD 11/29 PD 11/30/19				533.63	USD
12/02/19		BOND INTEREST RECEIVED	248000 FRANKLIN SYNERGY BK TENN CTF DEP ACT/365 MONTHLY 2.150% 07/29/22 B/E DTD 07/30/19 CLB RD 11/15 PD 11/30/19				452.85	USD

December 1, 2019 - December 31, 2019
MEDINA CITY SCHOOLS

Transactions by Type of Activity (continued)

Process/ Settlement Date	Trade/ Transaction Date	Activity Type	Description	Quantity	Price	Accrued Interest	Amount	Currency
Dividends and Interest (continued)								
12/02/19		BOND INTEREST RECEIVED 538036DK7	248000 LIVE OAK BKG CO WILMINGTON N C CTF DEP ACT/365 2.400% 03/09/20 B/E DTD 03/09/18 RD 11/16 PD 12/01/19				489.21	USD
12/02/19		BOND INTEREST RECEIVED 58740XZM5	246000 MERCANTILE BK MICH GRAND RAPIDS CTF DEP ACT/365 SEMI-ANNUALLY 2.750% 06/01/20 B/E DTD 06/01/18 RD 11/16 PD 12/01/19				3,391.77	USD
12/02/19		BOND INTEREST RECEIVED 63861NAK1	248000 NATIONWIDE BK COLUMBUS OHIO CTF DEP ACT/365 MONTHLY 1.850% 02/28/20 B/E DTD 11/30/17 RD 11/15 PD 11/30/19				389.67	USD
12/03/19		BOND INTEREST RECEIVED 17453FCX6	248000 CITIZENS DEP BK ARLINGTON KY CTF DEP ACT/365 2.000% 10/03/24 B/E DTD 10/03/19 CLB RD 11/18 PD 12/03/19				407.67	USD
12/03/19		BOND INTEREST RECEIVED 523744AU4	248000 LEA CNTY ST BK HOBBS N MEX CTF DEP 2.000% 10/28/24 B/E DTD 10/28/19 CLB RD 11/27 PD 11/28/19				421.26	USD
12/04/19		BOND INTEREST RECEIVED 20056QSB0	248000 COMMERCE BK GENEVA MINN CTF DEP 1.900% 09/03/24 B/E DTD 09/03/19 RD 12/03 PD 12/04/19				387.29	USD
12/04/19		BOND INTEREST RECEIVED 56035BBN5	248000 MAIN STR BK BINGHAM FARMS MI CTF DEP ACT/365 2.900% 10/05/20 B/E DTD 10/04/18 RD 11/19 PD 12/04/19				591.12	USD
12/06/19		BOND INTEREST RECEIVED 169894AP7	248000 CHIPPEWA VY BK WINTER WIS CTF DEP ACT/365 MONTHLY 3.000% 07/06/21 B/E DTD 07/06/18 RD 11/21 PD 12/06/19				611.51	USD
12/09/19		BOND INTEREST RECEIVED 45842PAZ4	248000 INTERAUDI BK NEW YORK NY CTF DEP ACT/365 2.000% 09/09/24 B/E DTD 09/09/19 CLB RD 11/24 PD 12/09/19				407.67	USD
12/10/19	11/29/19	BOND INTEREST ADJUSTMENT 32112UCU3	245000 FIRST NATL BK MCGREGOR TEX CTF DEP ACT/365 MONTHLY 2.650% 02/01/21 B/E RD 11/27 PD 11/28/19 REV 1/29 CREDITED 12/02				-551.42	USD
12/11/19		BOND INTEREST RECEIVED 33742CAR8	248000 FIRST UTD BK & TRCOMPANY DURANT OK CTF DEP ACT/365 2.050% 10/11/24 B/E DTD 10/11/19 CLB RD 11/26 PD 12/11/19				417.86	USD

Transactions by Type of Activity (continued)

Process/ Settlement Date	Trade/ Transaction Date	Activity Type	Description	Quantity	Price	Accrued Interest	Amount	Currency
Dividends and Interest (continued)								
12/13/19		BOND INTEREST RECEIVED 01748DBC9	246000 ALLEGIANCE BK HOUSTON TEX CTF DEP ACT/365 SEMI-ANNUALLY 2.800% 06/15/20 B/E DTD 06/13/18 RD 11/28 PD 12/13/19				3,453.44	USD
12/13/19		BOND INTEREST RECEIVED 139805AQ8	248000 CAPITAL BK N A ROCKVILLE MD CTF DEP ACT/365 2.600% 03/12/21 B/E DTD 03/13/19 RD 11/28 PD 12/13/19				529.97	USD
12/16/19		BOND INTEREST RECEIVED 12651HAB5	246000 CTBC BK CORP USA LOS ANGELES CALIF CTF DEP ACT/365 3.000% 06/15/21 B/E DTD 06/15/18 RD 11/30 PD 12/15/19				3,700.11	USD
12/16/19		BOND INTEREST RECEIVED 13135NAG5	248000 CALPRIVATE BK LA JOLLA CALIF CTF DEP ACT/365 2.200% 08/16/23 B/E DTD 08/16/19 CLB RD 12/01 PD 12/16/19				448.44	USD
12/16/19		BOND INTEREST RECEIVED 72345SGZ8	248000 PINNACLE BK NASHVILLE TENN CTF DEP ACT/365 MONTHLY 2.550% 12/16/19 B/E DTD 06/15/18 RD 11/30 PD 12/16/19				537.11	USD
12/16/19		BOND INTEREST RECEIVED 828373HL7	248000 SILVERGATE BK LA JOLLA CALIF CTF DEP 2.000% 11/15/23 B/E DTD 11/15/19 CLB RD 11/30 PD 12/15/19				407.67	USD
12/16/19		BOND INTEREST RECEIVED 939693AK3	248000 WASHINGTON SVGS BK LOWELL MA CTF DEP ACT/365 MONTHLY 2.750% 03/14/22 B/E DTD 03/14/19 CLB RD 11/29 PD 12/14/19				560.55	USD
12/18/19		BOND INTEREST RECEIVED 334342CF7	248000 FIRST NATL BK SYRACUSE JOHNSON KANS CTF DEP 1.950% 09/18/24 B/E DTD 09/18/19 RD 12/03 PD 12/18/19				397.48	USD
12/19/19		BOND INTEREST RECEIVED 20786ACJ2	248000 CONNECTONE BK ENGLEWOOD CLIFFS N J CTF DEP ACT/365 MONTHLY 2.800% 09/18/20 B/E DTD 09/19/18 RD 12/04 PD 12/19/19				570.74	USD
12/19/19		BOND INTEREST RECEIVED 359067CZ6	248000 FRONTIER BK ROCK RAPIDS IOWA CTF DEP ACT/365 2.100% 07/19/22 B/E DTD 07/19/19 CLB RD 12/04 PD 12/19/19				428.05	USD
12/19/19		BOND INTEREST RECEIVED 42724JEG6	248000 HERITAGE BK HOPKINSVILLE KY CTF DEP ACT/365 MONTHLY 3.000% 06/21/21 B/E DTD 06/19/18 RD 12/04 PD 12/19/19				611.51	USD
12/19/19		BOND INTEREST RECEIVED 909557JA9	248000 UNITED BANKERS BK BLOOMINGTON MINN CTF DEP ACT/365 MONTHLY 3.250% 12/20/21 B/E DTD 12/19/18 CLB RD 12/04 PD 12/19/19				662.47	USD
12/23/19		BOND INTEREST RECEIVED 29367SHX5	248000 ENTERPRISE BK & TR CLAYTON MO CTF DEP ACT/365 2.800% 06/22/20 B/E DTD 06/22/18 RD 12/07 PD 12/22/19				570.74	USD
12/23/19		BOND INTEREST RECEIVED 88241TFS4	248000 TEXAS EXCHANGE BK CROWLEY CTF DEP 2.000% 12/06/24 B/E DTD 11/22/19 CLB RD 12/07 PD 12/22/19				407.67	USD



December 1, 2019 - December 31, 2019
MEDINA CITY SCHOOLS

Transactions by Type of Activity (continued)

Process/ Settlement Date	Trade/ Transaction Date	Activity Type	Description	Quantity	Price	Accrued Interest	Amount	Currency
Dividends and Interest (continued)								
12/26/19		BOND INTEREST RECEIVED 3202ISFP6	246000 FIRST FINL BK CINCINNATI OH CTF DEP ACT/365 SEMI-ANNUALLY 2.900% 06/26/20 B/E DTD 12/26/18 RD 12/11 PD 12/26/19				3,576.77	USD
12/27/19		BOND INTEREST RECEIVED 32065RAJ4	246000 FIRST KEYSTONE CMNTY BK BERWICK PA CTF DEP 1.950% 11/27/24 B/E DTD 11/27/19 CLB RD 12/12 PD 12/27/19				394.27	USD
12/30/19		BOND INTEREST RECEIVED 033034AJ8	248000 ANCHOR D BK TEXHOMA OKLA CTF DEP ACT/365 1.950% 09/30/24 B/E DTD 09/30/19 CLB RD 12/15 PD 12/30/19				397.48	USD
12/30/19		BOND INTEREST RECEIVED 066851WM4	248000 BAR HBR BK & TR ME CTF DEP ACT/365 MONTHLY 2.700% 03/29/22 B/E DTD 03/29/19 CLB RD 12/14 PD 12/29/19				550.36	USD
12/30/19		BOND INTEREST RECEIVED 313812DA4	248000 FEDERAL SVGS BK CHICAGO IL CTF DEP ACT/365 MONTHLY 2.500% 05/28/21 B/E DTD 05/30/19 RD 12/15 PD 12/30/19				509.59	USD
12/30/19		BOND INTEREST RECEIVED 319141KT3	246000 FIRST BK HIGHLAND PK ILL CTF DEP ACT/365 SEMI-ANNUALLY 3.100% 06/29/21 B/E DTD 06/29/18 CLB RD 12/14 PD 12/29/19				3,823.45	USD
12/30/19		BOND INTEREST RECEIVED 32022WBB1	248000 FIRST FED BK FLA LAKE CITY CTF DEP 1.950% 10/30/24 B/E DTD 10/30/19 CLB RD 12/15 PD 12/30/19				397.48	USD
12/30/19		BOND INTEREST RECEIVED 32112UCU3	245000 FIRST NATL BK MCGREGOR TEX CTF DEP ACT/365 MONTHLY 2.650% 02/01/21 B/E DTD 01/31/19 RD 12/27 PD 12/28/19				533.63	USD
12/30/19		BOND INTEREST RECEIVED 35471TFE7	248000 FRANKLIN SYNERGY BK TENN CTF DEP ACT/365 MONTHLY 2.150% 07/29/22 B/E DTD 07/30/19 CLB RD 12/15 PD 12/30/19				438.25	USD
12/30/19		BOND INTEREST RECEIVED 58733AES4	248000 MERCANTIL BK NATL ASSN CORAL GABLES FLA CTF DEP ACT/365 MONTHLY 2.200% 12/29/20 B/E DTD 12/29/17 RD 12/14 PD 12/29/19				448.44	USD
12/30/19		BOND INTEREST RECEIVED 58958PGK4	248000 MERIDAN BK PAOLI PA CTF DEP ACT/365 2.000% 10/30/23 B/E DTD 10/28/19 CLB RD 12/13 PD 12/28/19				407.67	USD

Transactions by Type of Activity (continued)

Process/ Settlement Date	Trade/ Transaction Date	Activity Type	Description	Quantity	Price	Accrued Interest	Amount	Currency
Dividends and Interest (continued)								
12/30/19		BOND INTEREST RECEIVED 63861NAK1	248000 NATIONWIDE BK COLUMBUS OHIO CTF DEP ACT/365 MONTHLY 1.850% 02/28/20 B/E DTD 11/30/17 RD 12/15 PD 12/30/19				377.10	USD
12/30/19		BOND INTEREST RECEIVED 86063QAD7	248000 STIFEL BK & TR ST LOUIS MO CTF DEP ACT/365 2.550% 03/30/20 B/E DTD 03/29/18 RD 12/14 PD 12/29/19				519.78	USD
12/30/19		BOND INTEREST RECEIVED 947547JQ9	248000 WEBBANK SALT LAKE CITY UTAH CTF DEP ACT/365 MONTHLY 1.850% 03/30/20 B/E DTD 09/28/17 CLB RD 12/13 PD 12/28/19				377.10	USD
12/31/19		BOND INTEREST RECEIVED 32112UCU3	245000 FIRST NATL BK MCGREGOR TEX CTF DEP ACT/365 MONTHLY 2.650% 02/01/21 B/E DTD 01/31/19 RD 12/30 PD 12/31/19				551.42	USD
12/31/19		BOND INTEREST RECEIVED 523744AU4	248000 LEA CNTY ST BK HOBBS N MEX CTF DEP 2.000% 10/28/24 B/E DTD 10/28/19 CLB RD 12/30 PD 12/31/19				407.67	USD
Total Dividends and Interest						\$0.00	\$36,306.04	USD
Distributions								
12/16/19		SECURITY REDEEMED 72345SGZ8	PINNACLE BK NASHVILLE TENN CTF DEP ACT/365 MONTHLY 2.550% 12/16/19 B/E DTD 06/15/18 ACCOUNT REDEMPTION	-248,000.000			248,000.00	USD
12/19/19		SECURITY REDEEMED 909557JA9	UNITED BANKERS BK BLOOMINGTON MINN CTF DEP ACT/365 MONTHLY 3.250% 12/20/21 B/E DTD 12/19/18 CLB	-248,000.000			248,000.00	USD
Total Distributions						\$0.00	\$496,000.00	USD
Cash Withdrawals and Deposits								
12/02/19		ELECTRONIC TRANSACTION USD999997	SEND TO BANK FOR ACH ACH HUNTINGTON NATIONAL BANK				-11,653.48	USD
12/06/19		ELECTRONIC DEPOSIT USD999997	RECV FR BANK FOR ACH ACH HUNTINGTON NATIONAL BANK				247,000.00	USD
12/09/19		ELECTRONIC TRANSACTION USD999997	SEND TO BANK FOR ACH ACH HUNTINGTON NATIONAL BANK				-2,826.52	USD
12/11/19		ELECTRONIC DEPOSIT USD999997	RECV FR BANK FOR ACH ACH HUNTINGTON NATIONAL BANK				551.42	USD
12/13/19		ELECTRONIC DEPOSIT USD999997	RECV FR BANK FOR ACH ACH HUNTINGTON NATIONAL BANK				248,000.00	USD
12/16/19		ELECTRONIC TRANSACTION USD999997	SEND TO BANK FOR ACH ACH HUNTINGTON NATIONAL BANK				-248,000.00	USD



December 1, 2019 - December 31, 2019
MEDINA CITY SCHOOLS

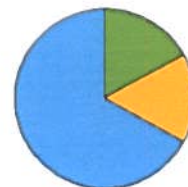
Transactions by Type of Activity (continued)

Process/ Settlement Date	Trade/ Transaction Date	Activity Type	Description	Quantity	Price	Accrued Interest	Amount	Currency
Cash Withdrawals and Deposits (continued)								
12/17/19		ELECTRONIC TRANSACTION USD999997	SEND TO BANK FOR ACH ACH HUNTINGTON NATIONAL BANK				-10,055.15	USD
12/27/19		ELECTRONIC TRANSACTION USD999997	SEND TO BANK FOR ACH ACH HUNTINGTON NATIONAL BANK				-7,619.70	USD
Total Cash Withdrawals and Deposits						\$0.00	\$215,396.57	USD
Total Value of Transactions						\$0.00	\$4,702.61	USD

The price and quantity displayed may have been rounded.

Fixed Income Analysis
Bond Quality

Bond Quality	Market Value	% of Bond Market Value
Not Rated	15,165,701.11	100%
Total	15,165,701.11	100%

Bond Maturity Schedule


Bond Maturity	Market Value	% of Bond Market Value
1 to 6 months	2,477,724.66	17%
7 to 12 months	2,485,603.60	16%
1 to 5 years	10,202,372.85	67%
Total	15,165,701.11	100%

Percentages of bond market values are rounded to the nearest whole percentage.

Bond quality ratings reflect Moody's or Standard and Poor's ratings. Bonds may be rated by other services. Bonds that are in default are not included. Please refer to your Portfolio Holdings section.

You are 100% invested in bonds with a bond quality of Not Rated.

Messages

Although a money market mutual fund seeks to preserve the value of your investment at \$1 per share, it is possible to lose money by investing in a money market mutual fund. Shares of a money market mutual fund or the balance of a bank deposit product held in your brokerage account may be liquidated upon request with the proceeds credited to your brokerage account. Please see the money market mutual fund's prospectus or the bank deposit product's disclosure document or contact your advisor for additional information. Pursuant to SEC Rule 10b-10(b)(1) confirmations are not sent for purchases into money market mutual funds processed on the sweep platform. Pursuant to applicable regulation, account statements will be produced monthly or quarterly.

Messages (continued)

Please note the following information for Pershing's 2019 IRS Form 1099 (B, DIV, INT, MISC and OID): Your Form 1099 will be delivered as early as possible, beginning January 31, 2020. By February 15, you will be mailed either your Form 1099 or a special Pending 1099 Notice. The Pending 1099 Notice will be sent if we have not received and processed final information from issuers and trustees of securities that you hold by the as of date of the February 15 1099 mailing. You will also be sent the notice if your information is still being reviewed and finalized. The notice will inform you of the securities that are pending final reporting and provides the anticipated mail date of your 1099. Your 1099 will be mailed no later than March 15, 2020.

For Municipal Entities Pursuant to applicable Municipal Advisor Rule(s)

Multi-Bank Securities (MBS) is a Broker Dealer registered with FINRA and the SEC. MBS is also registered with the SEC and the MSRB as a "Municipal Advisor" for bond proceeds. If you invest the proceeds of municipal bond issuance, MBS will provide you with suitable recommendations and disclose to you certain conflicts of interest that potentially arise out of our role as both a provider of "Municipal Advisor" services and as your Broker Dealer. We will continue to act in the capacity of your Broker Dealer, **AND** provide you with required disclosures as your Municipal Advisor and ask for your consent to proceed with your investment selections.

If you have an Independently Registered Municipal Advisor ("IRMA") providing general advice related to the investment of bond proceeds, please provide MBS with their contact information. MBS is obligated to inform your IRMA that they have been identified.

If you are investing bond proceeds, MBS understands that you are seeking suitable investments in fixed income products, and will limit the engagement of our relationship to that end.

MSRB Rule G-10 – Investor Education and Protection

Multi-Bank Securities, Inc. is registered with the U.S. Securities and Exchange Commission and the Municipal Securities Rulemaking Board

The website address for the Municipal Securities Rulemaking Board is <http://www.msrb.org>

Both an Investor Brochure and a Municipal Advisory Client brochure are posted on the website of the Municipal Securities Rulemaking Board. In addition to having investor education materials available there are also descriptions of the protections provided by MSRB rules and how to file a complaint with FINRA's Investor Complaint Center.

Annual Disclosures

Important Information Regarding Anti-Money Laundering

Multi-Bank Securities is committed to complying with U.S. statutory and regulatory requirements designed to combat money laundering and terrorist financing. The USA Patriot Act requires that all financial institutions obtain certain identification documents or other information in order to comply with their customer identification procedures (CIP). What this means for you is when you open account, we will ask for your name, address, date of birth and other information that will allow us to identify the Ultimate Beneficial Owner. We may also ask to see your driver's license or other identifying documents. Until you provide the required information or documents, we may not be able to open an account or effect any transactions for you. For additional information, contact Merlin Elsner at (248)291-1053.

Privacy Statement

Why We Collect, and How We Use Information:

We limit the collection and use of information to the minimum necessary to deliver superior service to you. Such service includes advising you about our products, services and other opportunities, maintaining your accounts with us, processing transactions requested by you or other persons authorized by you, and administering our business.

How We Gather Information and What Information We Gather:

We gather most information directly from you when you apply for, access, and use our financial products and services - whether in person, by telephone or electronically. We may verify this information or gather additional information from consumer reporting agencies or other public or private sources. This information may relate to your finances, employment,

December 1, 2019 - December 31, 2019
MEDINA CITY SCHOOLS**Messages (continued)**

avocations or other personal characteristics, as well as transactions and interactions with or through us or with others.

How We Protect Information:

We require our employees, registered representatives, and any other associated persons to protect the confidentiality of information and to comply with our established policies. They may access information only when there is an appropriate reason to do so, such as to administer or offer our products or services. We also maintain physical, electronic and procedural safeguards to protect information that comply with all applicable laws. These include keeping computer terminals and servers in restricted areas, locking or otherwise limiting access to physical locations where we store nonpublic personal information, using password protection on servers and workstations, and using industry-standard encryption for all electronic transmissions of nonpublic personal information, whether Secure Sockets Layer (SSL) or otherwise. We require our service providers to comply with these same rules, where applicable. Employees who violate their obligations under this privacy policy are subject to a disciplinary process. Note that we cannot guarantee that information passing between us and you will remain secure while it is transmitted across the Internet.

Disclosure of Information:

We may disclose any nonpublic personal information when we believe it necessary for the conduct of our business, or where disclosure is required by law. In addition, we may disclose information to third party service providers without your consent, except as otherwise stated in this privacy policy. We will not disclose your nonpublic personal information to nonaffiliated third parties, such as those who may want to sell their products or services to you. For example, we do not sell customer lists and we will not sell your name to a catalogue company or telemarketer.

Access to, and Correction of, Information:

We will make available to you any file we may maintain of your nonpublic personal information; provided, however, that we will not make available any information collected in connection with, or in anticipation of, any claim or legal proceeding. If you notify us that any of your nonpublic personal information is incorrect, we will review it. If we agree, we will correct our records. If we do not agree, you may submit a short statement of dispute, which we will include in any future disclosure of the disputed information.

Order Routing

Multi-Bank Securities, Inc. is an Introducing Broker Dealer, with Pershing LLC acting as its Clearing Firm. We offer fixed income securities for institutional investors.

MBS selects markets reasonably identified as the market where the resultant price to the customer is as favorable as possible under prevailing market conditions. Other factors shall be employed, including but not limited: the likelihood of execution, the size and type of the transaction, historical pricing, the number of markets checked, accessibility of the quotation, and other characteristics of the relevant market(s) for a specific security.

Business Continuity Plan

Our Business Continuity Plan is available upon request. You can also access it at <https://mbssecurities.com/business-continuity/>

FINRA BrokerCheck Information

The FINRA BrokerCheck Program is available at www.brokercheck.finra.org

Messages (continued)**Securities Investor Protection Corporation (SIPC)**

Information can be obtained by calling SIPC at (202) 371-8300 or at the SIPC website: www.sipc.org

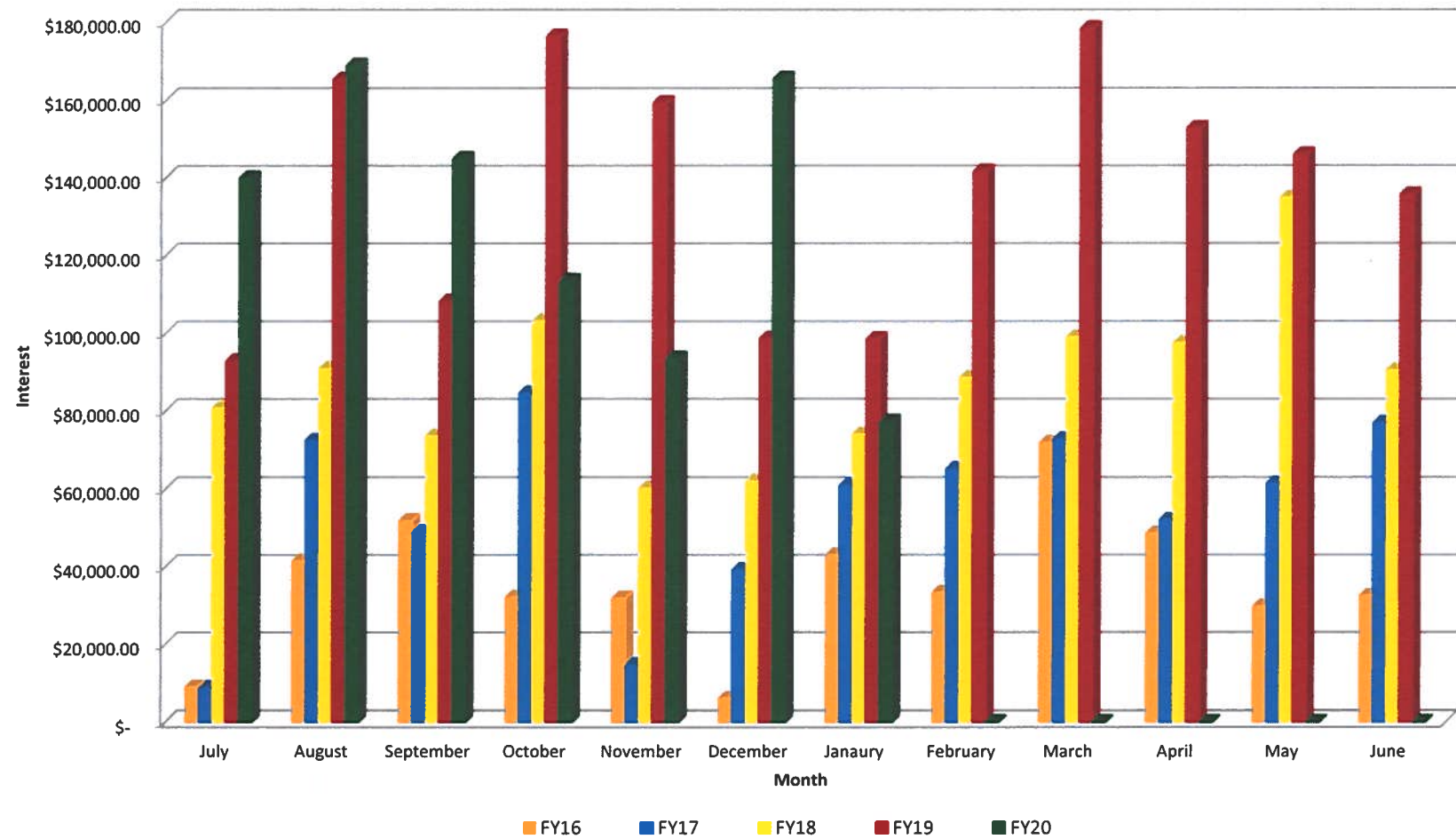
Cash Not Yet Received

Security	Record Date	Payable Date	Quantity Held	Rate	Dividend Option	Amount of Payment
Interest						
BMW BK NORTH AMER SALT LAKE CITY UTAH CTF DEP ACT/365	12/29/19	01/13/20	246,000.000	0.015123	Cash	3,720.33
CALPRIVATE BK LA JOLLA CALIF CTF DEP ACT/365	01/01/20	01/16/20	248,000.000	0.001868	Cash	463.39
CAPITAL BK N A ROCKVILLE MD CTF DEP ACT/365	12/29/19	01/13/20	248,000.000	0.002208	Cash	547.64
CHIPPEWA VY BK WINTER WIS CTF DEP ACT/365 MONTHLY	12/22/19	01/06/20	248,000.000	0.002548	Cash	631.89
CITIZENS DEP BK ARLINGTON KY CTF DEP ACT/365	12/19/19	01/03/20	248,000.000	0.001699	Cash	421.26
FIRST NATL BK AMER EAST LANSING MICH CTF DEP	12/29/19	01/13/20	248,000.000	0.001614	Cash	400.20
FIRST UTD BK & TRCOMPANY DURANT OK CTF DEP ACT/365	12/27/19	01/11/20	248,000.000	0.001741	Cash	431.79
INTERAUDI BK NEW YORK NY CTF DEP ACT/365	12/25/19	01/09/20	248,000.000	0.001699	Cash	421.26
LIBERTY NATL BK ADA OHIO CTF DEP 1.850% 12/06/23 B/E	12/22/19	01/06/20	247,000.000	0.001571	Cash	388.09
MAIN STR BK BINGHAM FARMS MI CTF DEP ACT/365	12/20/19	01/04/20	248,000.000	0.002463	Cash	610.83
SILVERGATE BK LA JOLLA CALIF CTF DEP 2.000% 11/15/23 B/E	12/31/19	01/15/20	248,000.000	0.001699	Cash	421.26
WASHINGTON SVGS BK LOWELL MA CTF DEP ACT/365 MONTHLY	12/30/19	01/14/20	248,000.000	0.002336	Cash	579.23
Total Cash Not Yet Received						\$9,037.17

Assets shown here are not reflected in your account. This information has been received from sources we believe to be reliable. Pershing does not guarantee the accuracy of the information.



Total Monthly Interest Earnings



F I N A N C I A L S U M M A R Y R E P O R T
Processing Month: January 2020
MEDINA CITY SCHOOL DISTRICT

Fnd	Scc	Description	Beginning Balance	MTD Revenues	FYTD Revenues	MTD Expenditures	FYTD Expenditures	Current Available Balance
001	0000	GENERAL FUND	37,069,600.65	2,791,169.17	37,552,475.07	7,677,377.99	47,298,820.39	27,323,255.33
002	9000	BOND RETIREMENT - NEW ELE	3,605,991.55	77,160.00	1,868,724.02	.00	3,603,516.74	1,871,198.83
002	9012	LOCAL SALES TAX RETIREMEN	.00	.00	1,290,750.49	.00	1,290,750.49	.00
002	9014	CONSOLIDATION - ENERGY &	.00	.00	327,806.25	.00	327,806.23	.02
003	0000	PERMANENT IMPROVEMENT FUN	125,994.61	.00	.00	.00	.00	125,994.61
003	9000	PERMANENT IMPROVEMENT FUN	13,601.14	.00	.00	.00	.00	13,601.14
003	9001	MEDINA CITY REC CENTER-PE	381,679.90	101,462.56	103,058.84	495.00	366,285.57	118,453.17
006	0000	LUNCHROOM FUND	25,153.72	216,739.89	1,417,871.47	210,586.32	1,394,512.95	48,512.24
007	9004	COLLINS SCHOLARSHIP/POST-	537.70	51.86	18,154.23	.00	.00	18,691.93
007	9110	ART TRUST - GARFIELD	10,697.53	30.37	247.48	.00	.00	10,945.01
007	9111	CHARLES STANGEL SCHOLARSH	500.00	1.41	6.58	.00	.00	506.58
007	9333	RIOS STUDENT LEADER SCHOL	27,721.50	4,022.64	4,585.25	.00	.00	32,306.75
007	9901	BIXLER SCHOLARSHIP FUND	125.00	.00	.00	.00	.00	125.00
008	9002	KANEHL MUSIC TRUST	27,351.83	69.52	566.54	.00	.00	27,918.37
008	9003	RICHARD HOFFMAN COLLINS M	634,861.74	.00	.00	.00	.00	634,861.74
008	9112	ELAINE BUSHMAN FUND	18,211.77	35.75	291.38	.00	.00	18,503.15
009	9000	STAR	124.35	654.70	21,977.05	.00	.00	22,101.40
009	9110	UNIFORM SUPPLIES GARFIELD	10,554.36	104.00	2,566.80	27.64	4,176.26	8,944.90
009	9120	UNIFORM SUPPLIES - CANAVA	11,649.87	72.00	8,191.00	304.32	8,302.38	11,538.49
009	9130	UNIFORM SUPPLIES - FENN	16,923.63	340.00	8,440.45	954.93	12,388.64	12,975.44
009	9140	UNIFORM SUPPLIES - HERITA	7,879.42	179.80	8,324.30	.00	7,240.54	8,963.18
009	9160	UNIFORM SUPPLIES - BLAKE	5,501.82	297.70	10,462.95	293.38	10,438.11	5,526.66
009	9170	UNIFORM SUPPLIES - RALPH	18,425.55	364.80	13,816.30	291.83	9,861.89	22,379.96
009	9180	UNIFORM SUPPLIES - ELIZA	10,990.20	114.41	8,985.91	216.50	9,759.80	10,216.31
009	9200	UNIFORM SUPPLIES - CLAGGE	41,244.63	926.00	21,555.06	161.70	24,633.84	38,165.85
009	9210	UNIFORM SUPPLIES - A.I. R	7,484.92	1,012.90	23,890.40	30.00	20,150.75	11,224.57
009	9300	UNIFORM SUPPLIES - SENIOR	6,652.06	19,186.50	118,710.59	2,164.24	47,493.70	77,868.95
009	9304	AVIATION/PHOTOGRAPHY	3.87	.00	.00	.00	.00	3.87
014	9016	MEDINA CNTY JUV DET CNTR	81,724.29	29,550.00	187,268.66	33,733.70	230,336.78	38,656.17
014	9111	CFIT FY11	5,550.01	.00	.00	.00	5,550.01	.00
014	9116	EVOLVE	319,058.86	104,140.00	620,125.01	143,542.98	615,665.98	323,517.89
016	0000	EMERGENCY LEVY	20,927,098.86	414,780.00	3,678,249.33	595,762.01	3,227,762.77	21,377,585.42
018	0000	PRINT SHOP	6,683.33	.00	.00	.00	.00	6,683.33
018	9000	PUBLIC SCHOOL SUPPORT - S	16.70	.00	.00	.00	.00	16.70
018	9110	PRINCIPAL'S FUND - GARFIE	32,772.64	.00	1,513.15	412.90	4,517.39	29,768.40
018	9111	GARFIELD SCHOOL STORE	49.99	.00	.00	.00	.00	49.99
018	9113	GARFIELD MEDIA CENTER	835.41	.00	11.99	.00	.00	847.40
018	9120	PRINCIPAL - CANAVAN	41,489.84	226.00	3,942.20	188.02	2,037.97	43,394.07
018	9122	CANAVAN SCHOOL STORE	586.69	.00	.00	.00	.00	586.69
018	9123	BOOK FAIR - CANAVAN	433.42	.00	4,855.81	.00	5,210.83	78.40
018	9130	PRINCIPAL - FENN	28,308.61	36.00	4,929.75	2,408.21	8,169.08	25,069.28
018	9132	FENN SCHOOL STORE	1,460.83	.00	.00	.00	.00	1,460.83
018	9133	BOOK FAIR - FENN	825.96	10.98	92.40	.00	.00	918.36
018	9135	MEDINA SKI TEAM - DISTRIC	1,916.34	870.00	8,675.00	.00	.00	10,591.34
018	9140	PRINCIPAL'S FUND - HERITA	38,900.87	691.10	8,827.79	1,060.09	4,340.52	43,388.14
018	9143	HERITAGE MEDIA CENTER	4,535.23	.00	4,509.38	365.14	5,849.46	3,195.15

Date: 2/06/20

F I N A N C I A L S U M M A R Y R E P O R T
Processing Month: January 2020
MEDINA CITY SCHOOL DISTRICT

Page: 2
(FINSUM)

Fnd	Sc	Description	Beginning Balance	MTD Revenues	FYTD Revenues	MTD Expenditures	FYTD Expenditures	Current Available Balance
018	9160	PRINCIPAL'S FUND - H G BL	43,492.65	302.65	7,590.65	2,003.59	9,197.46	41,885.84
018	9161	PBIS - BLAKE	7,394.06	.00	.00	56.13	1,616.74	5,777.32
018	9163	BLAKE MEDIA CENTER	13,142.11	71.26	5,226.15	.00	5,106.05	13,262.21
018	9170	PRINCIPALS FUND - RALPH W	73,551.06	5.25	5,001.20	97.20	4,922.90	73,629.36
018	9171	WAITE SCHOOL STORE	50.00	.00	.00	.00	.00	50.00
018	9173	MEDIA CENTER RALPH WAITE	4,223.50	10.00	5,920.92	.00	5,090.79	5,053.63
018	9174	FIELD TRIPS RALPH WAITE E	15,209.72	.00	.00	.00	.00	15,209.72
018	9180	PRINCIPALS FUND ELIZA NOR	51,553.12	.00	3,614.75	340.58	6,309.33	48,858.54
018	9181	NORTHROP ELEMENTARY SCHOO	1,631.19	.00	.00	.00	.00	1,631.19
018	9183	MEDIA CENTER ELIZA NORTHR	7,013.75	.00	6,378.90	.00	4,778.84	8,613.81
018	9184	FIELD TRIPS ELIZA NORTHRO	146.00	.00	.00	.00	.00	146.00
018	9200	PRINCIPAL'S FUND - CLAGGE	78,661.94	.00	9,833.92	4,746.36	13,690.67	74,805.19
018	9203	CLAGGETT M.S. MEDIA CENTE	5,491.13	.00	2,999.09	77.00	3,016.24	5,473.98
018	9210	PRINCIPAL'S FUND - ROOT M	33,051.07	112.00	13,890.47	425.26	10,080.60	36,860.94
018	9211	ROOT M.S. MEDIA CENTER	10,214.36	.00	2,745.90	.00	2,777.92	10,182.34
018	9212	ROOT M.S. - WASHINGTON TR	355.00	.00	.00	.00	.00	355.00
018	9213	SPECIAL FUNDRAISER - ROOT	.02	.00	.00	.00	.00	.02
018	9300	PRINCIPAL'S FUND - SENIOR	36,762.67	3,763.11	19,898.91	2,605.63	13,119.97	43,541.61
018	9301	MEDIA CENTER FUND	1,381.50	.00	.00	.00	.00	1,381.50
018	9302	SPECIAL FUNDRAISER - SENI	37,086.18	.00	.00	.00	.00	37,086.18
018	9303	PERFORMING ARTS	92,707.30	.00	15,365.00	6,149.03	21,581.95	86,490.35
018	9304	BUZZ	16,759.64	990.25	5,874.54	979.27	6,278.81	16,355.37
018	9305	FLEXIBLE CREDIT FUND	7,834.56	150.00	200.00	.00	.00	8,034.56
018	9306	FEED THE BEES	1,004.05	.00	200.00	139.66	377.25	826.80
018	9884	FACILITY RENTAL	27,476.82	11,116.00	42,530.00	.00	.00	70,006.82
018	9900	INSERVICE - CENTRAL	3,702.01	.00	.00	.00	.00	3,702.01
018	9901	PUBLIC SCHOOL SUPPORT - I	2,229.77	.00	.00	.00	508.91	1,720.86
018	9902	INSERVICE - SUPERINTENDEN	24,720.92	.00	.00	85.88	13,496.40	11,224.52
018	9903	BOARD/STUDENT DEVELOPMENT	2,800.00	.00	.00	.00	.00	2,800.00
018	9904	WELLNESS FUND	502.00	.00	.00	.00	.00	502.00
018	9905	PUBLIC SCHOOL SUPPORT/STU	51,248.39	.00	8,000.00	.00	.00	59,248.39
018	9906	COMMUNICATIONS - PUBLIC S	315.27	.00	1,418.00	.00	1,460.37	272.90
018	9907	STEAM - SUMMER ENRICHMENT	7,777.17	.00	1,891.75	.00	7,193.52	2,475.40
018	9910	MAINTENANCE DEPARTMENT	3,902.36	.00	.00	.00	.00	3,902.36
018	9914	END OF YEAR	7.13	.00	.00	.00	.00	7.13
018	9915	BIKE TO SCHOOL	53.00	.00	250.00	.00	.00	303.00
018	9916	SPIRIT NIGHT	2,127.48	.00	2,000.00	.00	2,194.50	1,932.98
018	9919	STUDENT ART SHOW	221.53	.00	38.37	.00	259.90	.00
018	9920	TRSP FUND	2,384.81	50.50	312.00	45.00	45.00	2,651.81
018	9930	Resource Connection	1,500.00	.00	.00	.00	.00	1,500.00
019	9000	ADAMH GRANT	504.00	.00	6,000.00	322.00	3,703.00	2,801.00
019	9001	ADAMH HOPE GRANT	.00	.00	17,000.00	.00	17,000.00	.00
019	9018	LOWE'S LIGHT UP GARFIELD	48.08	.00	.00	.00	.00	48.08
019	9020	RIF PROGRAM GRANT - NORTH	400.73	.00	.00	.00	.00	400.73
019	9021	JENNINGS - BLAKE - BRYNIA	.82	.00	.00	.00	.00	.82
019	9023	PUBLIC EDUCATION LEADERSH	.01	.00	.00	.00	.00	.01

Date: 2/06/20

F I N A N C I A L S U M M A R Y R E P O R T
Processing Month: January 2020
MEDINA CITY SCHOOL DISTRICT

Page: 3
(FINSUM)

Fnd	Sc	Description	Beginning Balance	MTD Revenues	FYTD Revenues	MTD Expenditures	FYTD Expenditures	Current Available Balance
019	9029	MARTHA HOLDEN JENNINGS GR	6.82	.00	.00	.00	.00	6.82
019	9030	PERFORMANCE BASED ASSESSM	79.76	.00	.00	.00	.00	79.76
019	9031	PBA FY11	256.96	.00	.00	.00	.00	256.96
019	9113	ACS-HACH CHEMISTRY GRANT	96.34	.00	.00	.00	.00	96.34
019	9180	PPG INNOVATIVE CLASSROOM	15.31	.00	.00	.00	.00	15.31
019	9181	FIRST ENERGY GRANT	.16	.00	.00	.00	.00	.16
019	9213	VIDEO CLUB GRANT - MHS	2.82	.00	.00	.00	.00	2.82
019	9313	JENNINGS - NORTHROP - MIL	13.86	.00	.00	.00	.00	13.86
019	9413	3M AND OTHER GRANT	152.03	.00	.00	.00	.00	152.03
019	9513	NEA STUDENT ACHIEVEMENT G	191.88	.00	.00	.00	.00	191.88
019	9715	FUEL UP - BLAKE	23.82	.00	.00	.00	.00	23.82
019	9920	MARTHA HOLDEN JENNINGS SU	.00	.00	1,000.00	.00	.00	1,000.00
020	9001	TRANSPORTATION ENTERPRISE	76,186.08	1,000.88	10,443.45	495.55	2,796.15	83,833.38
022	9000	Unclaimed funds	36,045.95	.00	.00	.00	.00	36,045.95
022	9093	DIVERSION PROGRAM FED MON	1,000.00	.00	.00	.00	.00	1,000.00
022	9094	DIVERSION PROGRAM - FED.	1,000.00	.00	.00	.00	.00	1,000.00
022	9300	OH HIGH SCHOOL ATH ASSOC	1,874.53	.00	22,581.65	140.29	22,823.56	1,632.62
024	9001	MEDICAL AND DRUG/SELF INS	7,125,787.05	752,512.16	5,212,208.04	675,711.48	5,618,944.50	6,719,050.59
024	9002	DENTAL SELF INSURANCE FUN	354,382.97	56,693.29	398,210.49	67,222.54	326,302.53	426,290.93
024	9094	FLEX PRO	63,543.51	36,386.52	109,492.92	24,857.99	134,423.99	38,612.44
027	0000	WORKMANS COMP.-SELF INS	80,731.98	39,631.13	302,902.88	27,538.11	71,450.06	312,184.80
071	9013	LOCAL SALES TAX PERMANENT	3,195,842.70	854,234.87	2,491,638.72	37,630.23	2,301,373.73	3,386,107.69
200	9110	GARFIELD STUDENT COUNCIL/	654.60	1.76	14.88	.00	35.47	634.01
200	9121	ELLA CANAVAN STUDENT COUN	1,198.30	4.44	240.55	.00	107.41	1,331.44
200	9134	FENN STUDENT BUSINESS	9.02	.03	.21	.00	.00	9.23
200	9140	STUDENT COUNCIL - HERITAG	157.02	.45	3.64	.00	.00	160.66
200	9184	NORTHROP ELEMENTARY STUDE	50.25	.14	1.16	.00	.00	51.41
200	9185	K-KIDS KIWANIS ACTIVITY C	8,353.95	26.46	1,379.50	.00	197.50	9,535.95
200	9202	CLAGGETT MIDDLE SCH. STUD	749.45	1.98	2,645.35	.00	2,679.79	715.01
200	9204	CLAGGETT MIDDLE SCHOOL CH	504.60	1.43	11.68	.00	.00	516.28
200	9205	CLAGGETT MIDDLE SCH. BUIL	2,573.95	8.68	585.78	.00	29.55	3,130.18
200	9209	CLAGGETT MIDDLE SCHOOL DR	22,959.08	62.79	524.41	.00	853.80	22,629.69
200	9252	CHEERLEADERS - ROOT M.S.	43.08	.12	1.00	.00	.00	44.08
200	9253	BUILDERS' CLUB - ROOT M.S	4,570.11	12.85	105.28	.00	42.45	4,632.94
200	9254	HONORS ACADEMY - ROOT	4,561.18	10.90	615.56	.00	1,247.57	3,929.17
200	9256	DRAMA CLUB - ROOT M.S.	5,808.27	155.18	418.08	.00	756.06	5,470.29
200	9258	STUDENT COUNCIL - ROOT M.	3,352.15	10.00	455.08	76.96	204.58	3,602.65
200	9301	YOUNG AMERICANS FOR FREED	51.20	.15	1.19	.00	.00	52.39
200	9302	ART CLUB	192.04	406.16	410.06	.00	.00	602.10
200	9303	CULTURAL EXPLORATION	189.25	.54	4.38	.00	.00	193.63
200	9304	CAREER ASSOCIATION	.37	.00	.00	.00	.00	.37
200	9305	CHEMCLUB	1,512.02	4.29	34.98	.00	.00	1,547.00
200	9307	CHOIR	43,795.64	584.75	9,002.87	.00	13,256.69	39,541.82
200	9309	IMPROV CLUB	287.15	.82	6.65	.00	.00	293.80
200	9310	DELTA EPSILON PHI - NAT'L	.45	.00	.00	.00	.00	.45
200	9312	DRAMA CLUB	32,744.35	4,082.42	7,482.26	.00	5,130.13	35,096.48

Date: 2/06/20

F I N A N C I A L S U M M A R Y R E P O R T
Processing Month: January 2020
MEDINA CITY SCHOOL DISTRICT

Page: 4
(FINSUM)

Fnd	Sc	Description	Beginning Balance	MTD Revenues	FYTD Revenues	MTD Expenditures	FYTD Expenditures	Current Available Balance
200	9314	MEDINA OUTDOORS CLUB	151.61	.85	191.17	.00	35.40	307.38
200	9315	FELLOWSHIP OF CHRISTIAN A	1.65	.92	330.43	.00	.00	332.08
200	9318	GIRLS LEADERSHIP CLUB	6,206.33	19.54	1,335.80	.00	498.00	7,044.13
200	9321	KEY CLUB	48,211.56	1,654.82	3,722.65	710.60	790.40	51,143.81
200	9323	MEDINAMITE	1,554.12	5.32	685.27	.00	320.17	1,919.22
200	9324	MEDINIAN	39,857.54	3,244.26	17,900.62	.00	6,494.63	51,263.53
200	9325	MHS BAND	18,625.42	386.67	9,557.70	6,222.41	16,407.01	11,776.11
200	9326	NATIONAL HONOR SOCIETY	11,398.02	32.24	263.34	.00	42.43	11,618.93
200	9327	ORCHESTRA	28,825.40	189.83	2,110.16	.00	.00	30,935.56
200	9330	SCIENCE OLYMPIAD CLUB	2,038.78	4.30	1,316.52	.00	1,806.21	1,549.09
200	9331	SKI CLUB	3.09	.01	.06	.00	.00	3.15
200	9332	SPANISH CLUB	11,811.28	34.42	3,499.50	623.83	2,905.46	12,405.32
200	9333	STUDENT COUNCIL	28,707.92	1,383.88	25,472.79	1,716.65	25,034.22	29,146.49
200	9335	LATIN CLUB	1,966.00	5,142.48	6,513.47	1,915.50	2,538.00	5,941.47
200	9337	AMERICAN SIGN LANGUAGE CL	235.50	.81	56.14	.00	.00	291.64
200	9339	SPEECH/DEBATE CLUB	19,883.43	56.53	18,062.74	5,095.16	17,571.22	20,374.95
200	9340	STUDENT'S H.O.P.E.	1,865.34	5.82	562.98	218.63	329.11	2,099.21
200	9346	PENGUIN BOWL/NOSB	211.89	.33	255.90	350.00	350.00	117.79
200	9350	TECHNOLOGY CLUB	632.83	22.34	1,390.77	127.42	1,161.82	861.78
200	9352	VIDEO CLUB - SR HI	7,672.76	17.52	1,825.01	85.28	3,182.30	6,315.47
200	9353	CHINESE CLUB	961.43	2.73	22.25	.00	.00	983.68
200	9355	GENDER AND SEXUALITY ALLI	1,095.96	2.61	63.91	80.70	219.14	940.73
200	9380	V O F T	17,711.12	140.27	3,409.40	2,500.00	2,500.00	18,620.52
200	9419	CLASS OF 2019	3,253.33	6.44	72.46	1,005.78	1,005.78	2,320.01
200	9420	CLASS OF 2020	11,497.68	31.02	2,646.32	.00	2,965.38	11,178.62
200	9421	CLASS OF 2021	3,421.61	9.75	919.15	195.20	828.27	3,512.49
200	9422	CLASS OF 2022	1,674.16	34.76	3,769.42	.00	1,800.00	3,643.58
200	9423	CLASS OF 2023	.00	4.72	3,500.71	.00	1,800.00	1,700.71
200	9999	GENERIC STUDENT ACTIV. FD	.01	.00	.00	.00	.00	.01
300	0000	ATHLETIC FUND	170,034.16	33,808.40	238,312.45	27,186.23	219,407.09	188,939.52
300	9110	GARFIELD FIELD TRIPS	366.34	.00	4,875.00	283.06	938.96-	6,180.30
300	9120	CANAVAN FIELD TRIP	915.00	.00	4,708.00	.00	5,931.90	308.90-
300	9121	WORLD WATCHER'S CLUB	7,362.04	.00	.00	.00	.00	7,362.04
300	9130	FENN FIELD TRIPS	237.09	559.00	5,788.00	320.00	6,145.87	120.78-
300	9140	HERITAGE FIELD TRIPS	479.21	.00	4,314.50	.00	4,705.00	88.71
300	9160	BLAKE FIELD TRIPS	785.58	1,190.00	1,855.00	580.66-	1,147.00	1,493.58
300	9170	WAITE FIELD TRIPS	.00	.00	9,218.87	.00	7,776.70	1,442.17
300	9180	NORTHROP FIELD TRIPS	1,500.00	.00	9,081.58	300.00-	9,213.73	1,367.85
300	9201	CLAGGETT MIDDLE SCH. BAND	26,251.65	.00	12,817.00	112.75	8,447.89	30,620.76
300	9202	CLAGGETT MIDDLE SCH. ORCH	258.00	.00	.00	.00	.00	258.00
300	9203	CLAGGETT MIDDLE SCHOOL LI	370.00	.00	.00	.00	.00	370.00
300	9204	CLAGGETT M.S. CHOIR FUND	634.10	.00	.00	.00	.00	634.10
300	9208	CLAGGETT - 6TH GRADE TRIP	20,913.82	15.00	83,754.30	1,497.60	103,788.00	880.12
300	9250	ROOT M.S. BAND FUND	17,149.72	.00	12,888.00	379.26	14,513.91	15,523.81
300	9251	ROOT M.S. ORCHESTRA FUND	1,246.65	.00	.00	.00	.00	1,246.65
300	9252	ROOT M.S. CHOIR FUND	3,270.15	.00	.00	.00	.00	3,270.15

Date: 2/06/20

F I N A N C I A L S U M M A R Y R E P O R T
Processing Month: January 2020
MEDINA CITY SCHOOL DISTRICT

Page: 5
(FINSUM)

Fnd	Sec	Description	Beginning Balance	MTD Revenues	FYTD Revenues	MTD Expenditures	FYTD Expenditures	Current Available Balance
300	9253	ROOT M.S. BEEHIVE	1,060.80	122.55	568.15	.00	171.16	1,457.79
300	9258	ROOT - DISTRICT SUPERVISE	119,680.13	.00	3,337.00	1,497.60	123,722.60	705.47-
300	9301	BOWLING CLUB	.00	.00	3,750.00	.00	.00	3,750.00
300	9302	MENS VOLLEYBALL	7,993.06	.00	.00	.00	573.00-	8,566.06
300	9303	HUDDLE/SHUDDLE	2,185.20	.00	1,650.00	.00	499.82	3,335.38
300	9304	LINK CREW	3,212.64	.00	868.00	118.98	1,171.23	2,909.41
300	9313	MUSICAL	6,979.31	.00	12,850.00	.00	5,898.58	13,930.73
300	9325	MHS BAND TRIP	7,171.20	.00	.00	.00	.00	7,171.20
300	9334	BEEHIVE CAFE	20,072.08	1,378.30	8,139.19	847.28	8,062.37	20,148.90
300	9390	GLOBAL TRIPS	.00	182.00	182.00	.00	.00	182.00
300	9410	SPARKLE CHEERLEADING	2,577.99	.00	900.00	.00	560.30	2,917.69
401	9010	AUXILIARY FUNDS/ST FRANCI	.00	132.37	190,488.34	26,362.03	142,781.03	47,707.31
401	9017	AUXILIARY FUNDS/ST FRANCI	37.41	.00	.00	.00	.00	37.41
401	9019	AUXILIARY FUNDS/ST FRANCI	78,595.95	.00	187.16	.00	78,783.11	.00
401	9020	AUX FUNDS NURTURY	.00	16.75	7,245.92	1,209.00	1,209.00	6,036.92
401	9027	AUX FUNDS NURTURY	72.90	.00	.00	.00	.00	72.90
401	9030	AUX FUNDS MCA	.00	.00	94,671.38	8,841.99	116,229.74	21,558.36-
401	9039	AUX FUNDS MCA	18,511.09	.00	24.66	.00	18,535.75	.00
401	9040	AUX FUNDS KIDS COUNTRY	.00	8.49	3,059.99	.00	.00	3,059.99
401	9049	AUX FUNDS KIDS COUNTRY	10,268.70	.00	28.80	.00	10,297.50	.00
401	9066	SM WONDERS	1,644.12	.00	.00	.00	.00	1,644.12
432	9097	MANAGE. INFO. SYS. FUND	.80	.00	.00	.00	.00	.80
450	9008	SCHOOLNET PLUS FY2008: GR	1.00	.00	.00	.00	.00	1.00
451	9010	CONNECTIVITY	.00	.00	9,900.00	.00	.00	9,900.00
451	9013	CONNECTIVITY 2013	800.00	.00	.00	.00	.00	800.00
451	9018	CONNECTIVITY FY18	564.00	.00	.00	.00	.00	564.00
451	9019	CONNECTIVITY	19,800.00	.00	.00	.00	19,680.00	120.00
452	9008	SCHOOLNET PROFESSIONAL DE	66.15	.00	.00	.00	.00	66.15
467	9020	FOUNDATION - STUDENT WELL	.00	.00	192,581.42	.00	.00	192,581.42
499	9012	INTERN PSYCH FY12	45.81	.00	.00	.00	.00	45.81
499	9013	INTERN PSYCH FY13	39.97	.00	.00	.00	.00	39.97
499	9019	SCHOOL SAFETY	37,148.75	.00	29,679.80	.00	37,148.75	29,679.80
499	9024	LOCAL GOVERNMENT INNOVATI	7,750.00	.00	.00	.00	.00	7,750.00
499	9039	INTERN PSYCHOLOGIST GRANT	2.20	.00	.00	.00	.00	2.20
499	9112	E-TECH BLENDED LEARNING G	321.71	.00	.00	.00	.00	321.71
506	9014	RESIDENT EDUCATOR GRANT	950.00	.00	.00	.00	.00	950.00
516	9015	TITLE VI-B	2,690.82	.00	.00	.00	.00	2,690.82
516	9016	TITLE VI-B	229.90	.00	.00	.00	.00	229.90
516	9019	TITLE VI-B	6,410.04	.00	272,672.29	.00	279,082.33	.00
516	9020	TITLE VI-B	.00	.00	408,803.78	152,068.78	687,449.78	278,646.00-
572	9019	TITLE I	302.23	.00	111,350.41	.00	111,652.64	.00
572	9020	TITLE I	.00	.00	135,394.82	65,068.21	243,457.02	108,062.20-
572	9116	TITLE I-D	2.83	.00	.00	.00	.00	2.83
572	9119	TITLE I-D	9,526.19	.00	25,402.15	.00	34,928.34	.00
572	9120	TITLE I-D	.00	.00	8,438.72	2,044.89	13,528.13	5,089.41-
587	9019	PRESCHOOL	131.48	.00	5,249.61	.00	5,381.09	.00

Date: 2/06/20

F I N A N C I A L S U M M A R Y R E P O R T
Processing Month: January 2020
MEDINA CITY SCHOOL DISTRICT

Page: 6
(FINSUM)

Fnd	Scs	Description	Beginning Balance	MTD Revenues	FYTD Revenues	MTD Expenditures	FYTD Expenditures	Current Available Balance
587	9020	PRESCHOOL	.00	.00	12,329.85	5,652.79	22,082.68	9,752.83-
587	9120	6B RESTORATION - PRESCHOO	.00	.00	.00	756.35	756.35	756.35-
590	9019	TITLE II-A	41,141.13	.00	35,071.94	.00	76,213.07	.00
590	9020	TITLE II-A	.00	.00	31,070.69	12,413.23	50,562.42	19,491.73-
599	9019	TITLE IV-A STUDENT SUPPOR	15,509.72	.00	10,277.28	.00	25,787.00	.00
599	9020	TITLE IV-A STUDENT SUPPOR	.00	.00	7,759.37	2,316.10	11,359.98	3,600.61-
		Grand Total All Funds	76,258,648.68	5,576,554.32	58232,064.16	9,851,065.27	69799,183.56	64691,529.28
		Total Invested Funds	.00					

Date: 2/06/2020

C H E C K R E G I S T E R
Processing Month: January 2020
MEDINA CITY SCHOOL DISTRICT

Page: 1
(CHKREG)

Check#	Check Date	Org Sta	Vendor Paid	Check Amount	Status Date
008935	01/10/2020	M/M	OHIO DEPT OF ED - MEMO CK	79,132.37	
008936	01/03/2020	M/M	MEMO - MEDICAL MUTUAL	81,362.04	
008937	01/07/2020	M/M	MEMO - MEDICAL MUTUAL	174,705.31	
008938	01/06/2020	M/M	MEMO MET LIFE INSURANCE	4,910.66	
008939	01/03/2020	M/M	MEMO --S T R S	82,194.26	
008940	01/03/2020	M/M	MEMO --S E R S	4,204.24	
008941	01/03/2020	M/M	MEMO -MEDINA CITY SCHOOLS	329,058.92	
008942	01/03/2020	M/M	MEMO - HUNTINGTON NAT'L BANK	29,636.91	
008943	01/03/2020	M/M	MEMO - BUREAU WORK COMP	19,845.28	
008944	01/07/2020	M/M	GORDON FOOD SERVICE	255.83	
008945	01/09/2020	M/M	GORDON FOOD SERVICE	312.09	
008946	01/09/2020	M/M	GORDON FOOD SERVICE	95.48	
008947	01/14/2020	M/M	MEMO-CAPITAL ONE	1,295.00	
008948	01/13/2020	M/M	MEMO MET LIFE INSURANCE	3,581.90	
008949	01/14/2020	M/M	MEMO - MEDICAL MUTUAL	139,633.66	
008950	01/14/2020	M/M	MEMO - U.S. BANK PURCHASE CARD	33,657.72	
008951	01/21/2020	T/T	MEMO -MEDINA CITY SCHOOLS	100,000.00	
008952	01/24/2020	M/M	OHIO DEPT OF ED - MEMO CK	76,345.64	
008953	01/22/2020	M/M	MEMO - MEDICAL MUTUAL	105,583.57	
008954	01/16/2020	M/M	GORDON FOOD SERVICE	8,219.41	
008955	01/16/2020	M/M	GORDON FOOD SERVICE	91.52	
008956	01/28/2020	M/M	MEMO - MEDICAL MUTUAL	174,426.90	
008957	01/24/2020	M/M	GORDON FOOD SERVICE	4,807.91	
008958	01/24/2020	M/M	GORDON FOOD SERVICE	159.09	
008959	01/28/2020	M/M	SYSCO CLEVELAND INC	27,467.68	
008960	01/28/2020	M/M	SYSCO CLEVELAND INC	1,148.18	
008961	01/29/2020	M/M	MEMO - BUREAU WORK COMP	9,738.11	
008962	01/17/2020	M/M	MEMO --S T R S	82,323.94	
008963	01/17/2020	M/M	MEMO --S E R S	4,204.24	
008964	01/17/2020	M/M	MEMO -MEDINA CITY SCHOOLS	328,006.83	
008965	01/17/2020	M/M	MEMO - HUNTINGTON NAT'L BANK	28,966.83	
008966	01/17/2020	M/M	MEMO - BUREAU WORK COMP	9,743.00	
008967	01/31/2020	M/M	MEMO --S T R S	82,383.16	
008968	01/31/2020	M/M	MEMO --S E R S	4,204.24	
008969	01/31/2020	M/M	MEMO - HUNTINGTON NAT'L BANK	31,015.72	
008970	01/31/2020	M/M	MEMO - BUREAU WORK COMP	10,042.85	
008971	01/31/2020	M/M	STRS	490,260.86	
008972	01/31/2020	M/M	SERS - MEMO	126,408.00	
008973	01/30/2020	M/M	GORDON FOOD SERVICE	5,410.30	
008974	01/30/2020	M/M	GORDON FOOD SERVICE	593.92	
008975	01/31/2020	M/M	MEMO MET LIFE INSURANCE	63,640.64	
008976	01/31/2020	M/M	MEMO - P & A ADMINISTRATIVE	23,984.89	
631578	01/10/2020	W/R	ABC FIRE INC	124.50	01/15/2020
631579	01/10/2020	W/R	ABC THERAPY, LTD	11,968.25	01/13/2020
631580	01/10/2020	W/R	ACSI	2,225.71	01/15/2020
631581	01/10/2020	W/R	ACT, INC	980.00	01/16/2020
631582	01/10/2020	W/R	AKRON CHILDRENS HOSPITAL	28,779.95	01/30/2020
631583	01/10/2020	W/R	ALISON SNOOK	53.40	01/14/2020
631584	01/10/2020	W/R	ANTHONY BELSITO	90.00	01/14/2020
631585	01/10/2020	W/R	APEX LEARNING INC	18,750.00	01/17/2020
631586	01/10/2020	W/R	ARLISS MICHELLE EIERDAM	360.00	01/14/2020
631587	01/10/2020	W/R	ARMSTRONG	588.14	01/15/2020

Date: 2/06/2020

C H E C K R E G I S T E R
Processing Month: January 2020
MEDINA CITY SCHOOL DISTRICT

Page: 2
(CHKREG)

Check#	Check Date	Org Sta	Vendor Paid	Check Amount	Status Date
631588	01/10/2020	W/R	ARMSTRONG CABLE	59.95	01/15/2020
631589	01/10/2020	W/R	ASCD	89.00	01/16/2020
631590	01/10/2020	W/R	BARB DIMARINO	11.98	01/14/2020
631591	01/10/2020	W/R	DAIRYMENS	1,161.45	01/15/2020
631592	01/10/2020	W/R	BREAKOUT EDU	275.00	01/21/2020
631593	01/10/2020	W/R	BRUMBAUGH-HERRICK, INC.	525.00	01/21/2020
631594	01/10/2020	W/R	BSN SPORTS LLC	48.00	01/14/2020
631595	01/10/2020	W/R	CHRONICLE TELEGRAM	101.72	01/15/2020
631596	01/10/2020	W/R	CINTAS CORPORATION	255.37	01/17/2020
631597	01/10/2020	W/R	CITY OF MEDINA	4,389.16	01/16/2020
631598	01/10/2020	W/R	CITY OF MEDINA	14,790.09	01/16/2020
631599	01/10/2020	W/R	CLARENCE CRUM	1,422.00	01/16/2020
631600	01/10/2020	W/R	CLEVELAND CLINIC CENTER	7,349.09	01/15/2020
631601	01/10/2020	W/R	CLEVELAND PLUMBING	201.08	01/15/2020
631602	01/10/2020	W/R	CLEVELAND SIGHT CENTER	2,100.00	01/15/2020
631603	01/10/2020	W/R	CRISIS PREVENTON INST, INC.	1,090.00	01/17/2020
631604	01/10/2020	W/R	DANIEL SMITH	15.08	01/14/2020
631605	01/10/2020	W/R	DANIEL WARNER	227.50	01/14/2020
631606	01/10/2020	W/R	DAVID L ARBOGAST	805.00	01/14/2020
631607	01/10/2020	W/R	DAVID M CHAMBERS	282.11	01/14/2020
631608	01/10/2020	W/R	DON JOHNSTON, INC	323.35	01/21/2020
631609	01/10/2020	W/R	DYSLEXIA COACH OF NJ LLC	650.00	01/16/2020
631610	01/10/2020	W/R	EDUCATION ALTERNATIVES	6,960.00	01/17/2020
631611	01/10/2020	W/V	EDUCATIONAL SERVICE CENTER	22,072.27	01/22/2020
631612	01/10/2020	W/R	FARMERS EXCHANGE CO INC	538.02	01/15/2020
631613	01/10/2020	W/R	FASTENAL COMPANY	20.66	01/17/2020
631614	01/10/2020	W/R	FBN SYSTEMS, INC.	3,657.00	01/24/2020
631615	01/10/2020	W/W	OASBO - FIVE COUNTY	30.00	
631616	01/10/2020	W/R	FOLLETT SCHOOL SOLUTIONS INC	18.84	01/16/2020
631617	01/10/2020	W/R	GREATER MEDINA CHAMBER	36.00	01/28/2020
631618	01/10/2020	W/R	GRETCHEN NEWTON	209.96	01/14/2020
631619	01/10/2020	W/R	GROVE CITY AREA SCHOOL DISTRICT	2,380.00	01/21/2020
631620	01/10/2020	W/R	HARRIS BATTERY COMPANY INC	148.10	01/16/2020
631621	01/10/2020	W/R	HERSHEY CREAMERY CO	1,572.60	01/16/2020
631622	01/10/2020	W/R	IMPACT GROUP PUBLIC RELATIONS	2,750.00	01/28/2020
631623	01/10/2020	W/R	INNOVATIVE SOLUTIONS	2,015.00	01/17/2020
631624	01/10/2020	W/R	INSTITUTE FOR MULTI-SENSORY	670.88	01/16/2020
631625	01/10/2020	W/R	JENNIFER ULMER	36.88	01/14/2020
631626	01/10/2020	W/R	JESSICA WYATT	40.68	01/14/2020
631627	01/10/2020	W/R	JOHNSON CONTROLS FIRE PROT LP	1,893.05	01/21/2020
631628	01/10/2020	W/R	JOHNSON CONTROLS, INC.	2,567.50	01/17/2020
631629	01/10/2020	W/R	JULIE WILLIAMS	1,980.01	01/28/2020
631630	01/10/2020	W/R	JW PEPPER & SON, INC.	115.00	01/16/2020
631631	01/10/2020	W/R	KARON LIPPINCOTT	95.03	01/14/2020
631632	01/10/2020	W/R	KATE HARBAUGH	58.41	01/14/2020
631633	01/10/2020	W/R	KATHERINE HARTUNG	170.76	01/14/2020
631634	01/10/2020	W/W	KELE, INC.	381.65	
631635	01/10/2020	W/R	KMT METAL SYSTEMS INC	20,550.00	01/27/2020
631636	01/10/2020	W/R	LANGUAGE LEARNING ASSOCIATES	31,777.50	01/13/2020
631637	01/10/2020	W/R	LISA WEHRLEY	52.91	01/27/2020
631638	01/10/2020	W/R	LORI S KELLY	2,623.00	01/14/2020
631639	01/10/2020	W/R	MARCIE HENNING	210.21	01/14/2020

Date: 2/06/2020

C H E C K R E G I S T E R
Processing Month: January 2020
MEDINA CITY SCHOOL DISTRICT

Page: 3
(CHKREG)

Check#	Check Date	Org Sta	Vendor Paid	Check Amount	Status Date
631640	01/10/2020	W/R	MARION D LEONARD	100.00	01/14/2020
631641	01/10/2020	W/R	MASON HARPER	415.28	01/14/2020
631642	01/10/2020	W/R	MATHEW FITZ	210.00	01/14/2020
631643	01/10/2020	W/R	MCS FOOD SERVICE DEPT.	409.61	01/13/2020
631644	01/10/2020	W/R	MEDINA CITY SCHOOLS	183.90	01/13/2020
631645	01/10/2020	W/R	MEDINA COUNTY SANITARY	737.09	01/15/2020
631646	01/10/2020	W/R	MEDINA GLASS COMPANY	42.48	01/22/2020
631647	01/10/2020	W/R	MEDINA HARDWARE, INC	554.59	01/16/2020
631648	01/10/2020	W/R	MICHAEL ENGLISH	385.00	01/14/2020
631649	01/10/2020	W/R	MICHAEL WESNER	175.00	01/14/2020
631650	01/10/2020	W/R	MIDLAND HARDWARE COMPANY	82.00	01/16/2020
631651	01/10/2020	W/R	MINDAN ALT	14.74	01/14/2020
631652	01/10/2020	W/R	MNJ TECHNOLOGIES DIRECT INC	226.00	01/21/2020
631653	01/10/2020	W/R	MORGAN AMEND	1,264.75	01/16/2020
631654	01/10/2020	W/R	MUSIC THERAPY ENRICHMENT	786.00	01/16/2020
631655	01/10/2020	W/R	NICHOLAS BRANDON MACLARREN	245.00	01/14/2020
631656	01/10/2020	W/R	NOON SHARPENING	1,180.00	01/17/2020
631657	01/10/2020	W/R	OHIO EDISON COMPANY	17,068.77	01/15/2020
631658	01/10/2020	W/R	OHIO SCHOOL BOARDS ASSOC	8,153.00	01/24/2020
631659	01/10/2020	W/R	OHIO SCHOOLS COUNCIL	4,233.23	01/23/2020
631660	01/10/2020	W/R	ORLO AUTO PARTS INC	172.75	01/15/2020
631661	01/10/2020	W/R	P & A ADMINISTRATIVE SERVICES	48.00	01/16/2020
631662	01/10/2020	W/R	PAULETTE TONTI	425.00	01/16/2020
631663	01/10/2020	W/R	PEARSON EDUCATION, INC.	516.97	01/14/2020
631664	01/10/2020	W/R	PITNEY BOWES GLOBAL FINANCIAL	1,076.40	01/17/2020
631665	01/10/2020	W/R	PLANK ROAD PUBLISHING, INC.	98.74	01/16/2020
631666	01/10/2020	W/R	QUILL CORPORATION	60.79	01/21/2020
631667	01/10/2020	W/R	RAYMOND MATTHEW MATTIE	213.44	01/14/2020
631668	01/10/2020	W/R	REDTREE INVESTMENT GROUP	1,575.16	01/13/2020
631669	01/10/2020	W/R	ROBERT LEMPNER	131.08	01/14/2020
631670	01/10/2020	W/R	ROSETTA STONE LTD	1,335.00	01/21/2020
631671	01/10/2020	W/R	RYAN JAKUBCZAK	125.28	01/15/2020
631672	01/10/2020	W/R	SARAH ALFANO	366.68	01/17/2020
631673	01/10/2020	W/R	SCHOLASTIC BOOK CLUBS, INC	73.12	01/16/2020
631674	01/10/2020	W/R	SCHOOL SPECIALTY, INC	44.99	01/14/2020
631675	01/10/2020	W/R	SHANNON FEDERINKO	100.46	01/14/2020
631676	01/10/2020	W/R	SHAYNA SAMOSKY	141.58	01/14/2020
631677	01/10/2020	W/R	SHEAKLEY UNISERVE, INC.	17,800.00	01/15/2020
631678	01/10/2020	W/R	SHELLEY MACK	544.00	01/14/2020
631679	01/10/2020	W/R	SHELLY JANSEN	87.70	01/14/2020
631680	01/10/2020	W/R	SOCCER POST	679.99	01/17/2020
631681	01/10/2020	W/R	SPORTSENGINE INC	162.72	01/30/2020
631682	01/10/2020	W/R	SPORTSWORLD	1,700.56	01/24/2020
631683	01/10/2020	W/R	STAPLES INC	144.69	01/17/2020
631684	01/10/2020	W/R	STERLING PAPER CO	628.26	01/16/2020
631685	01/10/2020	W/R	TECHNOLOGY ENGINEERING	6,678.75	01/13/2020
631686	01/10/2020	W/R	TERI LEWIS	123.57	01/21/2020
631687	01/10/2020	W/R	THOMSON REUTERS INC	656.00	01/16/2020
631688	01/10/2020	W/R	TRACI SWANTEK	21.64	01/14/2020
631689	01/10/2020	W/R	TRACY MACHALEC	71.05	01/14/2020
631690	01/10/2020	W/R	ZINKAN ENTERPRISES, INC.	2,496.00	01/15/2020
631691	01/21/2020	W/R	AARON SABLE	1,007.81	01/23/2020

Date: 2/06/2020

C H E C K R E G I S T E R
Processing Month: January 2020
MEDINA CITY SCHOOL DISTRICT

Page: 4
(CHKREG)

Check#	Check Date	Org Sta	Vendor Paid	Check Amount	Status Date
631692	01/21/2020	W/R	ABCO FIRE PROTECTION INC DBA	587.10	01/24/2020
631693	01/21/2020	W/R	ACT, INC	140.00	01/27/2020
631694	01/21/2020	W/R	ADVANCE AUTO PARTS	135.13	01/27/2020
631695	01/21/2020	W/R	AIR RITE INC	674.94	01/23/2020
631696	01/21/2020	W/R	AIRGAS USA, LLC	23.41	01/27/2020
631697	01/21/2020	W/R	AKRON BEARING COMPANY, INC.	189.97	01/24/2020
631698	01/21/2020	W/W	AKRON CHILDRENS HOSPITAL	70,191.56	
631699	01/21/2020	W/R	ANGELA NUCKOLS	577.50	01/23/2020
631700	01/21/2020	W/R	ANTHONY BELSITO	378.00	01/23/2020
631701	01/21/2020	W/R	APOLLO PEST CONTROL COMPANY	568.00	01/27/2020
631702	01/21/2020	W/W	APP GARDEN, LLC	4,500.00	
631703	01/21/2020	W/R	ARMSTRONG CABLE	149.95	01/24/2020
631704	01/21/2020	W/R	ASCA	378.00	01/30/2020
631705	01/21/2020	W/R	ASCD	269.00	01/27/2020
631706	01/21/2020	W/W	BELINDA MEIER	48.97	
631707	01/21/2020	W/R	BLICK ART MATERIALS LLC	10.03	01/27/2020
631708	01/21/2020	W/R	BOILER SPECIALISTS INC	850.81	01/23/2020
631709	01/21/2020	W/R	BRADFORD SCOTT QUADE	329.00	01/23/2020
631710	01/21/2020	W/R	BUEHLER'S MARKETS	849.04	01/27/2020
631711	01/21/2020	W/R	CARDINAL BUS SALES & SERV INC	2,400.46	01/24/2020
631712	01/21/2020	W/R	DOMINIC'S PIZZA	50.08	01/27/2020
631713	01/21/2020	W/R	CENTERRA CO-OP	18,216.65	01/27/2020
631714	01/21/2020	W/R	CINTAS FIRST AID & SAFETY	159.88	01/27/2020
631715	01/21/2020	W/R	CINTAS CORPORATION	1,040.75	01/27/2020
631716	01/21/2020	W/W	CLEVELAND CLINIC ATWORK	315.00	
631717	01/21/2020	W/R	CLEVELAND CLINIC CENTER	51,443.63	01/24/2020
631718	01/21/2020	W/R	CLEVELAND PLUMBING	1,857.78	01/24/2020
631719	01/21/2020	W/R	CLEVELAND SIGHT CENTER	2,100.00	01/27/2020
631720	01/21/2020	W/R	COLUMBIA GAS OF OHIO, INC	923.02	01/30/2020
631721	01/21/2020	W/R	CUMMINS INTERSTATE POWER INC	1,113.73	01/27/2020
631722	01/21/2020	W/R	CYNTHIA M SHEVEL	1,350.00	01/27/2020
631723	01/21/2020	W/R	EDUCATIONAL FURNITURE LLC	2,328.39	01/27/2020
631724	01/21/2020	W/W	EDUCATIONAL RESOURCE SERVICES	254.00	
631725	01/21/2020	W/R	EDUCATIONAL SERVICE CENTER	25.00	01/24/2020
631726	01/21/2020	W/R	EDWARD DARGAY	45.04	01/23/2020
631727	01/21/2020	W/R	ELIZABETH KIOUSIS	71.44	01/23/2020
631728	01/21/2020	W/R	ENNIS BRITTON CO LPA	585.00	01/22/2020
631729	01/21/2020	W/R	ENTERPRISE FLEET MGMT INC.	11,843.40	01/27/2020
631730	01/21/2020	W/R	ESC OF MEDINA COUNTY	8,612.50	01/24/2020
631731	01/21/2020	W/R	FASTENAL COMPANY	60.01	01/28/2020
631732	01/21/2020	W/W	FBN SYSTEMS, INC.	700.00	
631733	01/21/2020	W/R	FRONTIER	822.55	01/28/2020
631734	01/21/2020	W/R	GRAINGER SUPPLY CO	554.62	01/27/2020
631735	01/21/2020	W/R	GREATER MEDINA CHAMBER	18.00	01/30/2020
631736	01/21/2020	W/R	GRIZZLY AUTO & TIRE	448.00	01/27/2020
631737	01/21/2020	W/R	HARBOR EDUCATION SERVICES, LLC	1,890.00	01/29/2020
631738	01/21/2020	W/R	HEALTHCARE BILLING SERVICES	225.19	01/24/2020
631739	01/21/2020	W/W	HILLIARD DAVIDSON GIRLS	200.00	
631740	01/21/2020	W/W	HUDSON HIGH SCHOOL	200.00	
631741	01/21/2020	W/R	JOHNSTONE SUPPLY INC.	280.87	01/24/2020
631742	01/21/2020	W/R	JOSEPH GAUDIO	115.07	01/23/2020
631743	01/21/2020	W/R	JOSHEN PAPER & PACKAGING	1,325.24	01/24/2020

Date: 2/06/2020

C H E C K R E G I S T E R
Processing Month: January 2020
MEDINA CITY SCHOOL DISTRICT

Page: 5
(CHKREG)

Check#	Check Date	Org Sta	Vendor Paid	Check Amount	Status Date
631744	01/21/2020	W/R	KAPPUS COMPANY	48.72	01/27/2020
631745	01/21/2020	W/R	KRISTINE QUALLICH	179.80	01/23/2020
631746	01/21/2020	W/R	LEADERSHIP MEDINA COUNTY	75.00	01/28/2020
631747	01/21/2020	W/R	LODI LUMBER CO	8.80	01/24/2020
631748	01/21/2020	W/R	LORI S KELLY	2,806.00	01/23/2020
631749	01/21/2020	W/R	MACKIN EDUCATIONAL RESOURCES	4,563.67	01/27/2020
631750	01/21/2020	W/W	MAGICAL THEATRE COMPANY	850.00	
631751	01/21/2020	W/R	MARY BETH ELIAS	27.83	01/23/2020
631752	01/21/2020	W/R	MCMASTER-CARR	23.77	01/24/2020
631753	01/21/2020	W/V	MCS FOOD SERVICE DEPT.	294.08	01/22/2020
631754	01/21/2020	W/R	MEDINA CITY SCHOOLS	72,170.00	01/23/2020
631755	01/21/2020	W/W	MEDINA COUNTY PORT AUTHORITY	853.00	
631756	01/21/2020	W/R	MELISSA ALICE COTTAGE	604.35	01/23/2020
631757	01/21/2020	W/R	MNJ TECHNOLOGIES DIRECT INC	250.00	01/27/2020
631758	01/21/2020	W/R	MONTVILLE POLICE DEPARTMENT	277.75	01/30/2020
631759	01/21/2020	W/R	MURDER MYSTERY PLAYERS	1,550.00	01/30/2020
631760	01/21/2020	W/R	NE BOWLING TOURNAMENT	92.00	01/30/2020
631761	01/21/2020	W/R	NEOLA INC.	1,225.00	01/24/2020
631762	01/21/2020	W/R	THE M CONLEY COMPANY	644.58	01/24/2020
631763	01/21/2020	W/R	NICKLES BAKERY	827.33	01/24/2020
631764	01/21/2020	W/R	OHIO EDISON COMPANY	59,401.02	01/24/2020
631765	01/21/2020	W/W	OHIO JUNIOR CLASSICAL LEAGUE	2,562.50	
631766	01/21/2020	W/R	OHIO SCHOOLS COUNCIL- NAT GAS	14,033.00	01/29/2020
631767	01/21/2020	W/R	ORLO AUTO PARTS INC	1,103.71	01/24/2020
631768	01/21/2020	W/R	P & A ADMINISTRATIVE SERVICES	414.40	01/27/2020
631769	01/21/2020	W/R	PATRICK O'BRIEN	150.00	01/30/2020
631770	01/21/2020	W/R	CAFETERIA-PEPSI COLA ORDERS	620.22	01/27/2020
631771	01/21/2020	W/R	PETERS KALAIL & MARKAKIS CO	441.00	01/23/2020
631772	01/21/2020	W/R	POINT SPRING & DRIVESHAFT CO	646.98	01/27/2020
631773	01/21/2020	W/R	PROJECT LEAD THE WAY INC	5,357.50	01/29/2020
631774	01/21/2020	W/R	PSI AFFILIATES, INC.	14,935.96	01/22/2020
631775	01/21/2020	W/R	PURE WATER TECHNOLOGY LLC	59.95	01/24/2020
631776	01/21/2020	W/R	QUILL CORPORATION	53.10	01/28/2020
631777	01/21/2020	W/W	RAFCOMM, INC.	165.26	
631778	01/21/2020	W/R	REBECCA GIBSON	38.97	01/23/2020
631779	01/21/2020	W/R	REINHARDT SUPPLY COMPANY	5,983.60	01/27/2020
631780	01/21/2020	W/R	ROWLEYS WHOLESALE	727.97	01/27/2020
631781	01/21/2020	W/W	SC STRATEGIC SOLUTIONS LLC	566.10	
631782	01/21/2020	W/R	SCHOOL SPECIALTY, INC	909.94	01/22/2020
631783	01/21/2020	W/R	SCOTT MOATS CONSTRUCTION SERV	495.00	01/27/2020
631784	01/21/2020	W/R	SENDERO THERAPIES, INC.	39,171.84	01/22/2020
631785	01/21/2020	W/R	SHERWIN WILLIAMS COMPANY	41.58	01/27/2020
631786	01/21/2020	W/R	SPIRITWEARMALL	1,535.50	01/27/2020
631787	01/21/2020	W/R	SPORTSWORLD	731.00	01/31/2020
631788	01/21/2020	W/R	STACY M FARRENHOLZ	821.25	01/23/2020
631789	01/21/2020	W/R	STAPLES INC	36.33	01/28/2020
631790	01/21/2020	W/R	STEVEN MISHLER	110.90	01/23/2020
631791	01/21/2020	W/R	SUBURBAN SCHOOL	44,551.00	01/29/2020
631792	01/21/2020	W/R	SUSAN VIZER	16.18	01/23/2020
631793	01/21/2020	W/R	TALBERT'S COMMERCIAL PRODUCTS	102.22	01/27/2020
631794	01/21/2020	W/R	TODD HODKEY	1,236.67	01/23/2020
631795	01/21/2020	W/W	TES THERAPY	5,768.16	

Date: 2/06/2020

C H E C K R E G I S T E R
Processing Month: January 2020
MEDINA CITY SCHOOL DISTRICT

Page: 6
(CHKREG)

Check#	Check Date	Org Sta	Vendor Paid	Check Amount	Status Date
631796	01/21/2020	W/R	TRACY BROWN	520.00	01/24/2020
631797	01/21/2020	W/R	TRANSPORTATION ACCESSORIES	937.64	01/24/2020
631798	01/21/2020	W/R	AUDITOR OF STATE'S OFFICE	9,265.00	01/24/2020
631799	01/21/2020	W/W	TRECA DIGITAL ACADEMY	14,186.28	
631800	01/21/2020	W/R	TRIPLETT PORTABLE WELDING	270.00	01/29/2020
631801	01/21/2020	W/R	UNITY SCHOOL BUS PARTS	439.51	01/24/2020
631802	01/21/2020	W/R	VERIZON BUSINESS	161.22	01/28/2020
631803	01/21/2020	W/R	VICKI COX	19.00	01/23/2020
631804	01/21/2020	W/R	VINSON GROUP, LLC	1,666.66	01/28/2020
631805	01/21/2020	W/R	VSA INC	535.00	01/27/2020
631806	01/21/2020	W/R	W.B. MASON CO., INC.	14,903.94	01/22/2020
631807	01/21/2020	W/W	WELLINGTON IMPLEMENT CO., INC.	1,584.25	
631808	01/21/2020	W/R	WHITE HOUSE ARTESIAN SPRINGS	28.50	01/27/2020
631809	01/21/2020	W/R	WINSUPPLY CLEVELAND OH CO	1,783.50	01/23/2020
631810	01/21/2020	W/R	WOLFF BROS. SUPPLY, INC.	1,261.89	01/24/2020
631811	01/21/2020	W/R	YOUNGSTOWN STATE UNIVERSITY	250.00	01/28/2020
631812	01/21/2020	W/W	ZOHO CORPORATION	2,828.00	
631813	01/22/2020	W/R	MCS FOOD SERVICE DEPT.	194.08	01/23/2020
631814	01/30/2020	W/W	A-KOBAK CONTAINER	42.75	
631815	01/30/2020	W/W	ACADEMIC THERAPY PUBLICATIONS/	66.00	
631816	01/30/2020	W/W	ADLER TEAM SPORTS	2,639.00	
631817	01/30/2020	W/W	ADVANCE AUTO PARTS	52.74	
631818	01/30/2020	W/W	AIR CONTROL PRODUCTS	52.00	
631819	01/30/2020	W/W	ALLIED ELECTRONICS, INC.	61.34	
631820	01/30/2020	W/W	AMANDA HILLS DISTRIBUTION, INC	1,142.25	
631821	01/30/2020	W/W	AMAZON.COM	5,227.42	
631822	01/30/2020	W/W	ANDREA MCGHEE	13.46	
631823	01/30/2020	W/W	ANGELA NUCKOLS	87.45	
631824	01/30/2020	W/W	ANTHONY BELSITO	270.00	
631825	01/30/2020	W/W	AQUACLEAR	108.85	
631826	01/30/2020	W/W	ARLISS MICHELLE EIERDAM	54.00	
631827	01/30/2020	W/W	BARB DIMARINO	3.48	
631828	01/30/2020	W/W	BELLEFAIRE JEWISH CHILDREN'S	53,681.98	
631829	01/30/2020	W/W	BERCKEMEYER CONSULTING GROUP	4,000.00	
631830	01/30/2020	W/W	BLICK ART MATERIALS LLC	963.85	
631831	01/30/2020	W/W	DAIRYMENS	2,322.53	
631832	01/30/2020	W/W	BORGMAN ATHLETICS GROUP LLC	1,399.00	
631833	01/30/2020	W/W	BSN SPORTS LLC	912.15	
631834	01/30/2020	W/W	BUZZARD TOOLS LLC	26.99	
631835	01/30/2020	W/W	C MARTIN TRUCKING	1,262.02	
631836	01/30/2020	W/W	CalAmp CORP	26,082.00	
631837	01/30/2020	W/W	CARDINAL BUS SALES & SERV INC	214.39	
631838	01/30/2020	W/W	CENTRAL INSTRUMENT CO.	595.79	
631839	01/30/2020	W/W	CHRISTINA BRESNAHAN	7.90	
631840	01/30/2020	W/W	CHUCK'S CUSTOM, LLC	16.60	
631841	01/30/2020	W/W	CINTAS CORPORATION	680.39	
631842	01/30/2020	W/V	CITY OF MEDINA	52.76	01/31/2020
631843	01/30/2020	W/W	COCA COLA BOTTLING CO CSLDT	1,155.75	
631844	01/30/2020	W/W	COLUMBIA GAS OF OHIO, INC	9,747.89	
631845	01/30/2020	W/W	CRISIS PREVENTON INST, INC.	1,100.00	
631846	01/30/2020	W/W	CRANDALL COMPANY, INC	434.75	
631847	01/30/2020	W/W	CRITCHFIELD, CRITCHFIELD	210.00	

Date: 2/06/2020

C H E C K R E G I S T E R
Processing Month: January 2020
MEDINA CITY SCHOOL DISTRICT

Page: 7
(CHKREG)

Check#	Check Date	Org Sta	Vendor Paid	Check Amount	Status Date
631848	01/30/2020	W/W	DANIEL TVRDIK	19.00	
631849	01/30/2020	W/W	DEBBIE QUAIDER	69.88	
631850	01/30/2020	W/W	EASTER SEALS NORTHERN OHIO	1,209.00	
631851	01/30/2020	W/W	edHELPER	139.94	
631852	01/30/2020	W/W	EDUCATIONAL SERVICE CENTER	34,664.00	
631853	01/30/2020	W/W	ELIZABETH KIOUSIS	79.22	
631854	01/30/2020	W/W	ENHANCED FITNESS & PERFORMANCE	180.00	
631855	01/30/2020	W/W	ENVIRONMENTAL DESIGN GROUP LLC	936.33	
631856	01/30/2020	W/W	ESC OF MEDINA COUNTY	65,962.24	
631857	01/30/2020	W/W	EVAN VAZQUEZ	36.63	
631858	01/30/2020	W/W	FASTENAL COMPANY	50.75	
631859	01/30/2020	W/W	FLINN SCIENTIFIC, INC.	323.64	
631860	01/30/2020	W/W	FLYLEAF PUBLISHING	173.34	
631861	01/30/2020	W/W	FRONTIER	5,622.90	
631862	01/30/2020	W/W	GALLEY PRINTING, INC.	1,550.00	
631863	01/30/2020	W/W	GREATER CLEVELAND SOCCER	540.00	
631864	01/30/2020	W/W	GORDON FOOD SERVICE	801.20	
631865	01/30/2020	W/W	GREAT LAKES BIOMEDICAL LTD	322.00	
631866	01/30/2020	W/W	HERSHEY CREAMERY CO	200.52	
631867	01/30/2020	W/W	HIGH SCHOOL AD NETWORK LLC	32.00	
631868	01/30/2020	W/W	INSTITUTE FOR MULTI-SENSORY	774.00	
631869	01/30/2020	W/W	JAMA JOHNSON	95.22	
631870	01/30/2020	W/W	JANINA HIGGINS	23.81	
631871	01/30/2020	W/W	JASON T. STURM	58.39	
631872	01/30/2020	W/W	JOSHEN PAPER & PACKAGING	1,567.53	
631873	01/30/2020	W/W	JULIA COPLEY	50.00	
631874	01/30/2020	W/W	JULIE KEARNEY	35.31	
631875	01/30/2020	W/W	JW PEPPER & SON, INC.	1,128.31	
631876	01/30/2020	W/W	KAREN PLATZ	20.00	
631877	01/30/2020	W/W	KIMBERLY ANN MARKWORTH	1,225.00	
631878	01/30/2020	W/W	LAURA HOUGH	34.28	
631879	01/30/2020	W/W	LIFE TECHNOLOGIES CORP	2,198.29	
631880	01/30/2020	W/W	LISA KROCHTA	125.00	
631881	01/30/2020	W/W	LODI LUMBER CO	18.27	
631882	01/30/2020	W/W	LYNN RAK	23.81	
631883	01/30/2020	W/W	MACIE PUBLISHING COMPANY	328.85	
631884	01/30/2020	W/W	MACKIN EDUCATIONAL RESOURCES	4,329.10	
631885	01/30/2020	W/W	MATH LEARNING CENTER	46.00	
631886	01/30/2020	W/R	MCS FOOD SERVICE DEPT.	4,133.68	01/31/2020
631887	01/30/2020	W/W	MEDCO SUPPLY, MASUNE & SURG	166.28	
631888	01/30/2020	W/W	MEDINA ATHLETIC BOOSTER CLUB	373.33	
631889	01/30/2020	W/R	MEDINA CITY SCHOOLS	2,211.24	01/31/2020
631890	01/30/2020	W/W	MEDINA COUNTY BAR ASSOCIATION	95.00	
631891	01/30/2020	W/W	MEDINA COUNTY ECONOMIC	75.00	
631892	01/30/2020	W/W	MEDINA COUNTY LAW	100.00	
631893	01/30/2020	W/W	MEDINA COUNTY SANITARY	661.16	
631894	01/30/2020	W/W	MEDINIAN	110.00	
631895	01/30/2020	W/W	MELISSA ALICE COTTAGE	275.40	
631896	01/30/2020	W/W	MICHAEL BONEZZI	800.00	
631897	01/30/2020	W/W	MICHAEL WESNER	533.75	
631898	01/30/2020	W/W	MINDAN ALT	22.31	
631899	01/30/2020	W/W	MNJ TECHNOLOGIES DIRECT INC	100.00	

Date: 2/06/2020

C H E C K R E G I S T E R
Processing Month: January 2020
MEDINA CITY SCHOOL DISTRICT

Page: 8
(CHKREG)

Check#	Check Date	Org Sta	Vendor Paid	Check Amount	Status Date
631900	01/30/2020	W/W	MONTVILLE POLICE DEPARTMENT	47.25	
631901	01/30/2020	W/W	MT BUSINESS TECHNOLOGIES, INC.	688.03	
631902	01/30/2020	W/W	MYRA BOWYER	122.50	
631903	01/30/2020	W/W	NORTHEAST OHIO NETWORK FOR TEC	20,089.50	
631904	01/30/2020	W/W	NICHOLAS BRANDON MACLARREN	315.00	
631905	01/30/2020	W/W	NICKLES BAKERY	377.01	
631906	01/30/2020	W/W	OAEP	210.00	
631907	01/30/2020	W/W	OASBO	1,100.00	
631908	01/30/2020	W/W	OHIO EDISON COMPANY	17,986.92	
631909	01/30/2020	W/W	OHIO SCHOOLS COUNCIL- NAT GAS	14,033.00	
631910	01/30/2020	W/W	P & A ADMINISTRATIVE SERVICES	410.70	
631911	01/30/2020	W/W	PAUL WORSENCROFT	134.55	
631912	01/30/2020	W/W	CAFETERIA-PEPSI COLA ORDERS	1,390.53	
631913	01/30/2020	W/W	PITNEY BOWES GLOBAL FINANCIAL	296.38	
631914	01/30/2020	W/W	PRAXAIR	27.45	
631915	01/30/2020	W/W	REINHARDT SUPPLY COMPANY	146.66	
631916	01/30/2020	W/W	RONALD L FULLER	31.38	
631917	01/30/2020	W/W	SC STRATEGIC SOLUTIONS LLC	120.00	
631918	01/30/2020	W/W	SCHOLASTIC MAGAZINES	140.25	
631919	01/30/2020	W/W	SCHOOL SPECIALTY, INC	156.19	
631920	01/30/2020	W/W	SCOTT SCRIVEN LLP	7,017.00	
631921	01/30/2020	W/W	SHIFFLER EQUIPMENT SALES INC	36.40	
631922	01/30/2020	W/W	SQUIRE PATTON BOGGS (US) LLP	38.00	
631923	01/30/2020	W/W	STACY M FARRENHOLZ	292.00	
631924	01/30/2020	W/W	CANTON CITY SCHOOLS	54.00	
631925	01/30/2020	W/W	TALBERT'S COMMERCIAL PRODUCTS	154.08	
631926	01/30/2020	W/W	TAYLOR CONSULTING GROUP	24,325.50	
631927	01/30/2020	W/W	TERMINAL SUPPLY, INC	1,284.20	
631928	01/30/2020	W/W	OHIO DEPARTMENT OF COMMERCE	2,214.00	
631929	01/30/2020	W/W	U S BANK NATIONAL ASSOC (SFX)	1,086.15	
631930	01/30/2020	W/W	US BANK EQUIPMENT FINANCE	11,415.00	
631931	01/30/2020	W/W	VERIZON BUSINESS	739.77	
631932	01/30/2020	W/W	VSA INC	85.88	
631933	01/30/2020	W/W	W.B. MASON CO., INC.	260.34	
631934	01/30/2020	W/W	MacGILL DISCOUNT NURSE SUPPLY	141.96	
631935	01/30/2020	W/W	WOLFF BROS. SUPPLY, INC.	473.00	
631936	01/30/2020	W/W	YOUNGSTOWN STATE UNIVERSITY	100.00	
631937	01/31/2020	B/B	ROBERT MORFORD	25.00	
631938	01/31/2020	B/B	CINDY/JAMES VIRDEN	100.00	
631939	01/31/2020	B/B	SUKHJINER SINGH	25.00	
631940	01/31/2020	B/B	LISA OTT	25.00	
631941	01/31/2020	B/B	MONIQUE/RUSSELL WHEELER	10.00	
631942	01/31/2020	B/B	JEFF OR CRYSTAL JOHNSON	24.00	
631943	01/31/2020	B/B	HEATHER/CHAD FERNLUND	18.00	
631944	01/31/2020	B/B	SUSAN SCOTT	18.00	
631945	01/31/2020	B/B	DANIELLE/ROBERT CHANDLER	94.00	
631946	01/31/2020	B/B	VICTORIA AYALA	15.00	
631947	01/31/2020	B/B	DARLENE WOJDACZ	78.00	
631948	01/31/2020	B/B	JENNIFER/CHRISTOPHER TALASKI	115.00	
631949	01/31/2020	B/B	GREG CUSICK	161.00	
631950	01/31/2020	B/B	JUSTIN AND EMILY BLY	650.00	
631951	01/31/2020	B/B	SUSAN SCOTT	97.05	

Date: 2/06/2020

C H E C K R E G I S T E R
Processing Month: January 2020
MEDINA CITY SCHOOL DISTRICT

Page: 9
(CHKREG)

Check#	Check Date	Org Sta	Vendor Paid	Check Amount	Status Date
631952	01/31/2020	B/B	NORTHWEST LOCAL SCHOOLS	400.00	
942490	01/03/2020	C/C	MEMO -MEDINA CITY SCHOOLS	1,990,183.65	
942491	01/17/2020	C/C	MEMO -MEDINA CITY SCHOOLS	1,939,945.22	
942492	01/31/2020	C/C	MEMO -MEDINA CITY SCHOOLS	2,004,523.62	
Total Checks Issued				\$ 9,891,364.70	

□
Date: 02/05/20
Time: 1:56 pm

MEDINA CITY SCHOOL DISTRICT
Appropriation Account Summary
SORTED BY FUND-SCC

Page: 1
(APPSUM)

FYTD Appropriated	Prior FY Carryover Encumbrances	FYTD Expendable	FYTD Actual Expenditures	MTD Actual Expenditures	Current Encumbrances	FYTD Unencumbered Balance	FYTD Percent Exp/Enc
*****TOTAL FOR FUND-SCC 001 0000 (GENERAL FUND):							
78,752,180.34	1,423,382.45	80,175,562.79	47,298,820.39	7,677,377.99	1,973,092.86	30,903,649.54	61.46
=====							
*****TOTAL FOR FUND-SCC 002 9000 (BOND RETIREMENT - NEW ELEM/SR HIGH):							
4,258,286.50	0.00	4,258,286.50	3,603,516.74	0.00	607,893.25	46,876.51	98.90
=====							
*****TOTAL FOR FUND-SCC 002 9012 (LOCAL SALES TAX RETIREMENT OF COPS):							
1,740,087.50	0.00	1,740,087.50	1,290,750.49	0.00	445,493.75	3,843.26	99.78
=====							
*****TOTAL FOR FUND-SCC 002 9014 (CONSOLIDATION - ENERGY & TRANSP NOTES):							
341,350.00	0.00	341,350.00	327,806.23	0.00	0.00	13,543.77	96.03
=====							
*****TOTAL FOR FUND-SCC 003 0000 (PERMANENT IMPROVEMENT FUND):							
125,994.61	0.00	125,994.61	0.00	0.00	0.00	125,994.61	0.00
=====							
*****TOTAL FOR FUND-SCC 003 9000 (PERMANENT IMPROVEMENT FUND):							
8,601.14	0.00	8,601.14	0.00	0.00	0.00	8,601.14	0.00
=====							
*****TOTAL FOR FUND-SCC 003 9001 (MEDINA CITY REC CENTER-PERMANENT IMPROV.):							
665,140.00	32,934.10	698,074.10	366,285.57	495.00	14,379.40	317,409.13	54.53
=====							
*****TOTAL FOR FUND-SCC 006 0000 (LUNCHROOM FUND):							
2,644,131.00	1,816.27	2,645,947.27	1,394,512.95	210,586.32	236,017.44	1,015,416.88	61.62
=====							
*****TOTAL FOR FUND-SCC 007 9004 (COLLINS SCHOLARSHIP/POST-GRADUATE):							
20,000.00	0.00	20,000.00	0.00	0.00	18,000.00	2,000.00	90.00
=====							
*****TOTAL FOR FUND-SCC 007 9111 (CHARLES STANGEL SCHOLARSHIP FUND):							
500.00	0.00	500.00	0.00	0.00	0.00	500.00	0.00
=====							

□
Date: 02/05/20
Time: 1:56 pm

MEDINA CITY SCHOOL DISTRICT
Appropriation Account Summary
SORTED BY FUND-SCC

Page: 2
(APPSUM)

FYTD Appropriated	Prior FY Carryover Encumbrances	FYTD Expendable	FYTD Actual Expenditures	MTD Actual Expenditures	Current Encumbrances	FYTD Unencumbered Balance	FYTD Percent Exp/Enc
*****TOTAL FOR FUND-SCC 007 9333 (RIOS STUDENT LEADER SCHOLAR.):							
5,000.00	0.00	5,000.00	0.00	0.00	4,898.06	101.94	97.96
=====							
*****TOTAL FOR FUND-SCC 008 9002 (KANEHL MUSIC TRUST):							
250.00	0.00	250.00	0.00	0.00	250.00	0.00	100.00
=====							
*****TOTAL FOR FUND-SCC 008 9003 (RICHARD HOFFMAN COLLINS MEMORIAL SCHOLARSHIP):							
40,000.00	0.00	40,000.00	0.00	0.00	40,000.00	0.00	100.00
=====							
*****TOTAL FOR FUND-SCC 008 9112 (ELAINE BUSHMAN FUND):							
500.00	0.00	500.00	0.00	0.00	500.00	0.00	100.00
=====							
*****TOTAL FOR FUND-SCC 009 9000 (STAR):							
30,475.00	0.00	30,475.00	0.00	0.00	0.00	30,475.00	0.00
=====							
*****TOTAL FOR FUND-SCC 009 9110 (UNIFORM SUPPLIES GARFIELD):							
7,218.00	0.00	7,218.00	4,176.26	27.64	1,969.34	1,072.40	85.14
=====							
*****TOTAL FOR FUND-SCC 009 9120 (UNIFORM SUPPLIES - CANAVAN):							
11,384.00	1,775.98	13,159.98	8,302.38	304.32	2,000.00	2,857.60	78.29
=====							
*****TOTAL FOR FUND-SCC 009 9130 (UNIFORM SUPPLIES - FENN):							
15,814.08	157.30	15,971.38	12,388.64	954.93	2,297.90	1,284.84	91.96
=====							
*****TOTAL FOR FUND-SCC 009 9140 (UNIFORM SUPPLIES - HERITAGE):							
10,542.00	0.00	10,542.00	7,240.54	0.00	800.00	2,501.46	76.27
=====							
*****TOTAL FOR FUND-SCC 009 9160 (UNIFORM SUPPLIES - BLAKE):							
14,282.00	123.85	14,405.85	10,438.11	293.38	946.32	3,021.42	79.03
=====							

□
Date: 02/05/20
Time: 1:56 pm

MEDINA CITY SCHOOL DISTRICT
Appropriation Account Summary
SORTED BY FUND-SCC

Page: 3
(APPSUM)

FYTD Appropriated	Prior FY Carryover Encumbrances	FYTD Expendable	FYTD Actual Expenditures	MTD Actual Expenditures	Current Encumbrances	FYTD Unencumbered Balance	FYTD Percent Exp/Enc
*****TOTAL FOR FUND-SCC 009 9170 (UNIFORM SUPPLIES - RALPH WAITE ELEMENTARY):							
14,814.00	0.00	14,814.00	9,861.89	291.83	1,035.04	3,917.07	73.56
=====							
*****TOTAL FOR FUND-SCC 009 9180 (UNIFORM SUPPLIES - ELIZA NORTHROP ELEMENTARY):							
13,576.00	0.00	13,576.00	9,759.80	216.50	194.31	3,621.89	73.32
=====							
*****TOTAL FOR FUND-SCC 009 9200 (UNIFORM SUPPLIES - CLAGGETT MIDDLE SCHOOL):							
33,276.50	0.00	33,276.50	24,633.84	161.70	8,602.00	40.66	99.88
=====							
*****TOTAL FOR FUND-SCC 009 9210 (UNIFORM SUPPLIES - A.I. ROOT MIDDLE SCHOOL):							
27,453.50	133.90	27,587.40	20,150.75	30.00	6,069.35	1,367.30	95.04
=====							
*****TOTAL FOR FUND-SCC 009 9300 (UNIFORM SUPPLIES - SENIOR HIGH SCHOOL):							
198,900.00	1,273.75	200,173.75	47,493.70	2,164.24	86,445.50	66,234.55	66.91
=====							
*****TOTAL FOR FUND-SCC 014 9016 (MEDINA CNTY JUV DET CNTR):							
342,574.39	0.00	342,574.39	230,336.78	33,733.70	0.00	112,237.61	67.24
=====							
*****TOTAL FOR FUND-SCC 014 9111 (CFIT FY11):							
5,550.01	0.00	5,550.01	5,550.01	0.00	0.00	0.00	100.00
=====							
*****TOTAL FOR FUND-SCC 014 9116 (EVOLVE):							
1,041,483.00	3,034.69	1,044,517.69	615,665.98	143,542.98	87,691.46	341,160.25	67.34
=====							
*****TOTAL FOR FUND-SCC 016 0000 (EMERGENCY LEVY):							
5,364,066.23	32,071.27	5,396,137.50	3,227,762.77	595,762.01	178,603.95	1,989,770.78	63.13
=====							
*****TOTAL FOR FUND-SCC 018 9000 (PUBLIC SCHOOL SUPPORT - SUPERINTENDENT):							
16.70	0.00	16.70	0.00	0.00	0.00	16.70	0.00
=====							

□
Date: 02/05/20
Time: 1:56 pm

MEDINA CITY SCHOOL DISTRICT
Appropriation Account Summary
SORTED BY FUND-SCC

Page: 4
(APPSUM)

FYTD Appropriated	Prior FY Carryover Encumbrances	FYTD Expendable	FYTD Actual Expenditures	MTD Actual Expenditures	Current Encumbrances	FYTD Unencumbered Balance	FYTD Percent Exp/Enc
*****TOTAL FOR FUND-SCC 018 9110 (PRINCIPAL'S FUND - GARFIELD):							
15,600.00	290.92	15,890.92	4,517.39	412.90	3,735.61	7,637.92	51.94
=====							
*****TOTAL FOR FUND-SCC 018 9113 (GARFIELD MEDIA CENTER):							
3,500.00	0.00	3,500.00	0.00	0.00	2,500.00	1,000.00	71.43
=====							
*****TOTAL FOR FUND-SCC 018 9120 (PRINCIPAL - CANAVAN):							
16,820.00	1,138.38	17,958.38	2,037.97	188.02	4,735.24	11,185.17	37.72
=====							
*****TOTAL FOR FUND-SCC 018 9123 (BOOK FAIR - CANAVAN):							
8,000.00	433.42	8,433.42	5,210.83	0.00	3,222.59	0.00	100.00
=====							
*****TOTAL FOR FUND-SCC 018 9130 (PRINCIPAL - FENN):							
29,450.00	0.00	29,450.00	8,169.08	2,408.21	3,615.01	17,665.91	40.01
=====							
*****TOTAL FOR FUND-SCC 018 9132 (FENN SCHOOL STORE):							
1,000.00	0.00	1,000.00	0.00	0.00	0.00	1,000.00	0.00
=====							
*****TOTAL FOR FUND-SCC 018 9133 (BOOK FAIR - FENN):							
250.00	0.00	250.00	0.00	0.00	200.00	50.00	80.00
=====							
*****TOTAL FOR FUND-SCC 018 9135 (MEDINA SKI TEAM - DISTRICTWIDE):							
9,500.00	0.00	9,500.00	0.00	0.00	9,500.00	0.00	100.00
=====							
*****TOTAL FOR FUND-SCC 018 9140 (PRINCIPAL'S FUND - HERITAGE):							
20,850.00	649.49	21,499.49	4,340.52	1,060.09	3,433.17	13,725.80	36.16
=====							
*****TOTAL FOR FUND-SCC 018 9143 (HERITAGE MEDIA CENTER):							
6,000.00	0.00	6,000.00	5,849.46	365.14	150.54	0.00	100.00
=====							

□
Date: 02/05/20
Time: 1:56 pm

MEDINA CITY SCHOOL DISTRICT
Appropriation Account Summary
SORTED BY FUND-SCC

Page: 5
(APPSUM)

FYTD Appropriated	Prior FY Carryover Encumbrances	FYTD Expendable	FYTD Actual Expenditures	MTD Actual Expenditures	Current Encumbrances	FYTD Unencumbered Balance	FYTD Percent Exp/Enc
*****TOTAL FOR FUND-SCC 018 9160 (PRINCIPAL'S FUND - H G BLAKE):							
23,250.00	112.29	23,362.29	9,197.46	2,003.59	2,360.83	11,804.00	49.47
=====							
*****TOTAL FOR FUND-SCC 018 9161 (PBIS - BLAKE):							
7,300.00	0.00	7,300.00	1,616.74	56.13	350.00	5,333.26	26.94
=====							
*****TOTAL FOR FUND-SCC 018 9163 (BLAKE MEDIA CENTER):							
10,000.00	0.00	10,000.00	5,106.05	0.00	0.00	4,893.95	51.06
=====							
*****TOTAL FOR FUND-SCC 018 9170 (PRINCIPALS FUND - RALPH WAITE ELEMENTARY):							
31,063.65	40.98	31,104.63	4,922.90	97.20	1,677.94	24,503.79	21.22
=====							
*****TOTAL FOR FUND-SCC 018 9171 (WAITE SCHOOL STORE):							
50.00	0.00	50.00	0.00	0.00	0.00	50.00	0.00
=====							
*****TOTAL FOR FUND-SCC 018 9173 (MEDIA CENTER RALPH WAITE ELEMENTARY):							
10,000.00	0.00	10,000.00	5,090.79	0.00	0.00	4,909.21	50.91
=====							
*****TOTAL FOR FUND-SCC 018 9180 (PRINCIPALS FUND ELIZA NORTHROP ELEMENTARY):							
24,375.00	3,478.49	27,853.49	6,309.33	340.58	5,859.15	15,685.01	43.69
=====							
*****TOTAL FOR FUND-SCC 018 9183 (MEDIA CENTER ELIZA NORTHROP ELEMENTARY):							
5,200.00	0.00	5,200.00	4,778.84	0.00	0.00	421.16	91.90
=====							
*****TOTAL FOR FUND-SCC 018 9200 (PRINCIPAL'S FUND - CLAGGETT M.S.):							
32,000.00	867.34	32,867.34	13,690.67	4,746.36	5,936.33	13,240.34	59.72
=====							
*****TOTAL FOR FUND-SCC 018 9203 (CLAGGETT M.S. MEDIA CENTER):							
3,200.00	0.00	3,200.00	3,016.24	77.00	0.00	183.76	94.26
=====							

□
Date: 02/05/20
Time: 1:56 pm

MEDINA CITY SCHOOL DISTRICT
Appropriation Account Summary
SORTED BY FUND-SCC

Page: 6
(APPSUM)

FYTD Appropriated	Prior FY Carryover Encumbrances	FYTD Expendable	FYTD Actual Expenditures	MTD Actual Expenditures	Current Encumbrances	FYTD Unencumbered Balance	FYTD Percent Exp/Enc
*****TOTAL FOR FUND-SCC 018 9210 (PRINCIPAL'S FUND - ROOT M.S.):							
30,400.00	4,101.58	34,501.58	10,080.60	425.26	11,148.91	13,272.07	61.53
=====							
*****TOTAL FOR FUND-SCC 018 9211 (ROOT M.S. MEDIA CENTER):							
5,100.00	0.00	5,100.00	2,777.92	0.00	0.00	2,322.08	54.47
=====							
*****TOTAL FOR FUND-SCC 018 9300 (PRINCIPAL'S FUND - SENIOR HIGH):							
42,640.00	511.00	43,151.00	13,119.97	2,605.63	28,407.77	1,623.26	96.24
=====							
*****TOTAL FOR FUND-SCC 018 9303 (PERFORMING ARTS):							
44,650.00	8,570.45	53,220.45	21,581.95	6,149.03	38,429.73	6,791.23-	112.76
=====							
*****TOTAL FOR FUND-SCC 018 9304 (BUZZ):							
14,400.00	1,778.65	16,178.65	6,278.81	979.27	8,018.88	1,880.96	88.37
=====							
*****TOTAL FOR FUND-SCC 018 9306 (FEED THE BEES):							
3,985.00	17.52	4,002.52	377.25	139.66	904.96	2,720.31	32.04
=====							
*****TOTAL FOR FUND-SCC 018 9900 (INSERVICE - CENTRAL):							
3,702.01	0.00	3,702.01	0.00	0.00	0.00	3,702.01	0.00
=====							
*****TOTAL FOR FUND-SCC 018 9901 (PUBLIC SCHOOL SUPPORT - INSTRUCTION DEPT.):							
0.00	920.75	920.75	508.91	0.00	0.00	411.84	55.27
=====							
*****TOTAL FOR FUND-SCC 018 9902 (INSERVICE - SUPERINTENDENT):							
24,720.92	0.00	24,720.92	13,496.40	85.88	2,946.84	8,277.68	66.52
=====							
*****TOTAL FOR FUND-SCC 018 9903 (BOARD/STUDENT DEVELOPMENT):							
2,800.00	0.00	2,800.00	0.00	0.00	0.00	2,800.00	0.00
=====							

□
Date: 02/05/20
Time: 1:56 pm

MEDINA CITY SCHOOL DISTRICT
Appropriation Account Summary
SORTED BY FUND-SCC

Page: 7
(APPSUM)

FYTD Appropriated	Prior FY Carryover Encumbrances	FYTD Expendable	FYTD Actual Expenditures	MTD Actual Expenditures	Current Encumbrances	FYTD Unencumbered Balance	FYTD Percent Exp/Enc
*****TOTAL FOR FUND-SCC 018 9904 (WELLNESS FUND):							
502.00	0.00	502.00	0.00	0.00	0.00	502.00	0.00
=====							
*****TOTAL FOR FUND-SCC 018 9906 (COMMUNICATIONS - PUBLIC SCHOOL SUPPORT):							
3,000.00	0.00	3,000.00	1,460.37	0.00	0.00	1,539.63	48.68
=====							
*****TOTAL FOR FUND-SCC 018 9907 (STEAM - SUMMER ENRICHMENT):							
6,500.52	693.00	7,193.52	7,193.52	0.00	0.00	0.00	100.00
=====							
*****TOTAL FOR FUND-SCC 018 9914 (END OF YEAR):							
2,500.00	0.00	2,500.00	0.00	0.00	0.00	2,500.00	0.00
=====							
*****TOTAL FOR FUND-SCC 018 9915 (BIKE TO SCHOOL):							
2,500.00	0.00	2,500.00	0.00	0.00	0.00	2,500.00	0.00
=====							
*****TOTAL FOR FUND-SCC 018 9916 (SPIRIT NIGHT):							
3,500.00	0.00	3,500.00	2,194.50	0.00	0.00	1,305.50	62.70
=====							
*****TOTAL FOR FUND-SCC 018 9918 (FAMILY FIRST):							
1,500.00	0.00	1,500.00	0.00	0.00	1,500.00	0.00	100.00
=====							
*****TOTAL FOR FUND-SCC 018 9919 (STUDENT ART SHOW):							
500.00	0.00	500.00	259.90	0.00	200.00	40.10	91.98
=====							
*****TOTAL FOR FUND-SCC 018 9920 (TRSP FUND):							
500.00	0.00	500.00	45.00	45.00	210.76	244.24	51.15
=====							
*****TOTAL FOR FUND-SCC 018 9930 (Resource Connection):							
1,500.00	0.00	1,500.00	0.00	0.00	0.00	1,500.00	0.00
=====							

□
Date: 02/05/20
Time: 1:56 pm

MEDINA CITY SCHOOL DISTRICT
Appropriation Account Summary
SORTED BY FUND-SCC

Page: 8
(APPSUM)

FYTD Appropriated	Prior FY Carryover Encumbrances	FYTD Expendable	FYTD Actual Expenditures	MTD Actual Expenditures	Current Encumbrances	FYTD Unencumbered Balance	FYTD Percent Exp/Enc
*****TOTAL FOR FUND-SCC 019 9000 (ADAMH GRANT):							
6,504.00	0.00	6,504.00	3,703.00	322.00	1,801.00	1,000.00	84.62
=====							
*****TOTAL FOR FUND-SCC 019 9001 (ADAMH HOPE GRANT):							
17,000.00	0.00	17,000.00	17,000.00	0.00	0.00	0.00	100.00
=====							
*****TOTAL FOR FUND-SCC 019 9920 (MARTHA HOLDEN JENNINGS SUPPORTING STUGGLING):							
1,000.00	0.00	1,000.00	0.00	0.00	0.00	1,000.00	0.00
=====							
*****TOTAL FOR FUND-SCC 020 9001 (TRANSPORTATION ENTERPRISE):							
10,000.00	1,765.09	11,765.09	2,796.15	495.55	5,139.77	3,829.17	67.45
=====							
*****TOTAL FOR FUND-SCC 022 9000 (Unclaimed funds):							
10,000.00	3,692.30	13,692.30	0.00	0.00	0.00	13,692.30	0.00
=====							
*****TOTAL FOR FUND-SCC 022 9300 (OH HIGH SCHOOL ATH ASSOC FUND):							
30,000.00	0.00	30,000.00	22,823.56	140.29	0.00	7,176.44	76.08
=====							
*****TOTAL FOR FUND-SCC 024 9001 (MEDICAL AND DRUG/SELF INSURANCE FUNDS):							
8,231,000.00	171,203.21	8,402,203.21	5,618,944.50	675,711.48	2,489,546.61	293,712.10	96.50
=====							
*****TOTAL FOR FUND-SCC 024 9002 (DENTAL SELF INSURANCE FUNDS):							
705,000.00	0.00	705,000.00	326,302.53	67,222.54	102,777.46	275,920.01	60.86
=====							
*****TOTAL FOR FUND-SCC 024 9094 (FLEX PRO):							
215,363.00	0.00	215,363.00	134,423.99	24,857.99	64,931.38	16,007.63	92.57
=====							
*****TOTAL FOR FUND-SCC 027 0000 (WORKMANS COMP.-SELF INS):							
251,000.00	14,991.16	265,991.16	71,450.06	27,538.11	141,308.89	53,232.21	79.99
=====							

□
Date: 02/05/20
Time: 1:56 pm

MEDINA CITY SCHOOL DISTRICT
Appropriation Account Summary
SORTED BY FUND-SCC

Page: 9
(APPSUM)

FYTD Appropriated	Prior FY Carryover Encumbrances	FYTD Expendable	FYTD Actual Expenditures	MTD Actual Expenditures	Current Encumbrances	FYTD Unencumbered Balance	FYTD Percent Exp/Enc
*****TOTAL FOR FUND-SCC 071 9013 (LOCAL SALES TAX PERMANENT IMPROVEMENTS):							
4,073,687.50	347,094.27	4,420,781.77	2,301,373.73	37,630.23	224,372.70	1,895,035.34	57.13
=====							
*****TOTAL FOR FUND-SCC 200 9110 (GARFIELD STUDENT COUNCIL/K-KIDS CLUB):							
699.64	0.00	699.64	35.47	0.00	100.00	564.17	19.36
=====							
*****TOTAL FOR FUND-SCC 200 9111 (GARFIELD CHESS CLUB):							
200.00	0.00	200.00	0.00	0.00	0.00	200.00	0.00
=====							
*****TOTAL FOR FUND-SCC 200 9121 (ELLA CANAVAN STUDENT COUNCIL):							
390.00	0.00	390.00	107.41	0.00	190.00	92.59	76.26
=====							
*****TOTAL FOR FUND-SCC 200 9185 (K-KIDS KIWANIS ACTIVITY CLUB-NORTHROP):							
2,500.00	0.00	2,500.00	197.50	0.00	1,000.00	1,302.50	47.90
=====							
*****TOTAL FOR FUND-SCC 200 9202 (CLAGGETT MIDDLE SCH. STUDENT COUNCIL):							
5,000.00	0.00	5,000.00	2,679.79	0.00	1,695.00	625.21	87.50
=====							
*****TOTAL FOR FUND-SCC 200 9205 (CLAGGETT MIDDLE SCH. BUILDERS CLUB):							
250.00	0.00	250.00	29.55	0.00	0.00	220.45	11.82
=====							
*****TOTAL FOR FUND-SCC 200 9209 (CLAGGETT MIDDLE SCHOOL DRAMA CLUB):							
5,000.00	0.00	5,000.00	853.80	0.00	4,100.00	46.20	99.08
=====							
*****TOTAL FOR FUND-SCC 200 9253 (BUILDERS' CLUB - ROOT M.S.):							
1,500.00	183.56	1,683.56	42.45	0.00	1,600.00	41.11	97.56
=====							
*****TOTAL FOR FUND-SCC 200 9254 (HONORS ACADEMY - ROOT):							
4,000.00	267.07	4,267.07	1,247.57	0.00	2,000.00	1,019.50	76.11
=====							

□
Date: 02/05/20
Time: 1:56 pm

MEDINA CITY SCHOOL DISTRICT
Appropriation Account Summary
SORTED BY FUND-SCC

Page: 10
(APPSUM)

FYTD Appropriated	Prior FY Carryover Encumbrances	FYTD Expendable	FYTD Actual Expenditures	MTD Actual Expenditures	Current Encumbrances	FYTD Unencumbered Balance	FYTD Percent Exp/Enc
*****TOTAL FOR FUND-SCC 200 9256 (DRAMA CLUB - ROOT M.S.):							
3,750.00	0.00	3,750.00	756.06	0.00	2,793.94	200.00	94.67
=====							
*****TOTAL FOR FUND-SCC 200 9258 (STUDENT COUNCIL - ROOT M.S.):							
2,250.00	4.52	2,254.52	204.58	76.96	1,804.00	245.94	89.09
=====							
*****TOTAL FOR FUND-SCC 200 9302 (ART CLUB):							
800.00	0.00	800.00	0.00	0.00	800.00	0.00	100.00
=====							
*****TOTAL FOR FUND-SCC 200 9303 (CULTURAL EXPLORATION):							
60.00	0.00	60.00	0.00	0.00	60.00	0.00	100.00
=====							
*****TOTAL FOR FUND-SCC 200 9305 (CHEMCLUB):							
1,516.26	0.00	1,516.26	0.00	0.00	0.00	1,516.26	0.00
=====							
*****TOTAL FOR FUND-SCC 200 9307 (CHOIR):							
52,000.00	0.00	52,000.00	13,256.69	0.00	23,000.00	15,743.31	69.72
=====							
*****TOTAL FOR FUND-SCC 200 9309 (IMPROV CLUB):							
4,300.00	0.00	4,300.00	0.00	0.00	2,300.00	2,000.00	53.49
=====							
*****TOTAL FOR FUND-SCC 200 9312 (DRAMA CLUB):							
17,000.00	0.00	17,000.00	5,130.13	0.00	11,857.03	12.84	99.92
=====							
*****TOTAL FOR FUND-SCC 200 9314 (MEDINA OUTDOORS CLUB):							
450.00	0.00	450.00	35.40	0.00	414.60	0.00	100.00
=====							
*****TOTAL FOR FUND-SCC 200 9315 (FELLOWSHIP OF CHRISTIAN ATHLETES):							
325.00	0.00	325.00	0.00	0.00	325.00	0.00	100.00
=====							

□
Date: 02/05/20
Time: 1:56 pm

MEDINA CITY SCHOOL DISTRICT
Appropriation Account Summary
SORTED BY FUND-SCC

Page: 11
(APPSUM)

FYTD Appropriated	Prior FY Carryover Encumbrances	FYTD Expendable	FYTD Actual Expenditures	MTD Actual Expenditures	Current Encumbrances	FYTD Unencumbered Balance	FYTD Percent Exp/Enc
*****TOTAL FOR FUND-SCC 200 9318 (GIRLS LEADERSHIP CLUB):							
2,000.00	0.00	2,000.00	498.00	0.00	1,502.00	0.00	100.00
=====							
*****TOTAL FOR FUND-SCC 200 9321 (KEY CLUB):							
10,000.00	0.00	10,000.00	790.40	710.60	9,209.60	0.00	100.00
=====							
*****TOTAL FOR FUND-SCC 200 9323 (MEDINAMITE):							
2,000.00	0.00	2,000.00	320.17	0.00	1,679.83	0.00	100.00
=====							
*****TOTAL FOR FUND-SCC 200 9324 (MEDINIAN):							
11,000.00	0.00	11,000.00	6,494.63	0.00	4,500.00	5.37	99.95
=====							
*****TOTAL FOR FUND-SCC 200 9325 (MHS BAND):							
26,000.00	16,169.43	42,169.43	16,407.01	6,222.41	10,473.81	15,288.61	63.74
=====							
*****TOTAL FOR FUND-SCC 200 9326 (NATIONAL HONOR SOCIETY):							
3,500.00	0.00	3,500.00	42.43	0.00	3,457.57	0.00	100.00
=====							
*****TOTAL FOR FUND-SCC 200 9327 (ORCHESTRA):							
3,000.00	0.00	3,000.00	0.00	0.00	3,000.00	0.00	100.00
=====							
*****TOTAL FOR FUND-SCC 200 9330 (SCIENCE OLYMPIAD CLUB):							
6,120.00	0.00	6,120.00	1,806.21	0.00	4,273.23	40.56	99.34
=====							
*****TOTAL FOR FUND-SCC 200 9332 (SPANISH CLUB):							
5,280.00	0.00	5,280.00	2,905.46	623.83	2,374.00	0.54	99.99
=====							
*****TOTAL FOR FUND-SCC 200 9333 (STUDENT COUNCIL):							
40,000.00	0.00	40,000.00	25,034.22	1,716.65	14,343.29	622.49	98.44
=====							

□
Date: 02/05/20
Time: 1:56 pm

MEDINA CITY SCHOOL DISTRICT
Appropriation Account Summary
SORTED BY FUND-SCC

Page: 12
(APPSUM)

FYTD Appropriated	Prior FY Carryover Encumbrances	FYTD Expendable	FYTD Actual Expenditures	MTD Actual Expenditures	Current Encumbrances	FYTD Unencumbered Balance	FYTD Percent Exp/Enc
*****TOTAL FOR FUND-SCC 200 9335 (LATIN CLUB):							
5,500.00	0.00	5,500.00	2,538.00	1,915.50	2,315.00	647.00	88.24
=====							
*****TOTAL FOR FUND-SCC 200 9337 (AMERICAN SIGN LANGUAGE CLUB):							
150.00	0.00	150.00	0.00	0.00	150.00	0.00	100.00
=====							
*****TOTAL FOR FUND-SCC 200 9339 (SPEECH/DEBATE CLUB):							
29,000.00	17,017.44	46,017.44	17,571.22	5,095.16	12,971.00	15,475.22	66.37
=====							
*****TOTAL FOR FUND-SCC 200 9340 (STUDENT'S H.O.P.E.):							
1,000.00	0.00	1,000.00	329.11	218.63	670.00	0.89	99.91
=====							
*****TOTAL FOR FUND-SCC 200 9346 (PENGUIN BOWL/NOSB):							
400.00	0.00	400.00	350.00	350.00	0.00	50.00	87.50
=====							
*****TOTAL FOR FUND-SCC 200 9350 (TECHNOLOGY CLUB):							
1,800.00	0.00	1,800.00	1,161.82	127.42	638.18	0.00	100.00
=====							
*****TOTAL FOR FUND-SCC 200 9352 (VIDEO CLUB - SR HI):							
6,000.00	5,725.45	11,725.45	3,182.30	85.28	5,879.21	2,663.94	77.28
=====							
*****TOTAL FOR FUND-SCC 200 9353 (CHINESE CLUB):							
100.00	100.00	200.00	0.00	0.00	100.00	100.00	50.00
=====							
*****TOTAL FOR FUND-SCC 200 9355 (GENDER AND SEXUALITY ALLIANCE):							
800.00	0.00	800.00	219.14	80.70	544.88	35.98	95.50
=====							
*****TOTAL FOR FUND-SCC 200 9380 (V O F T):							
8,000.00	0.00	8,000.00	2,500.00	2,500.00	5,500.00	0.00	100.00
=====							

□
Date: 02/05/20
Time: 1:56 pm

MEDINA CITY SCHOOL DISTRICT
Appropriation Account Summary
SORTED BY FUND-SCC

Page: 13
(APPSUM)

FYTD Appropriated	Prior FY Carryover Encumbrances	FYTD Expendable	FYTD Actual Expenditures	MTD Actual Expenditures	Current Encumbrances	FYTD Unencumbered Balance	FYTD Percent Exp/Enc
*****TOTAL FOR FUND-SCC 200 9419 (CLASS OF 2019):							
3,253.33	0.00	3,253.33	1,005.78	1,005.78	2,247.55	0.00	100.00
=====							
*****TOTAL FOR FUND-SCC 200 9420 (CLASS OF 2020):							
13,497.68	6,773.64	20,271.32	2,965.38	0.00	11,091.24	6,214.70	69.34
=====							
*****TOTAL FOR FUND-SCC 200 9421 (CLASS OF 2021):							
45,000.00	0.00	45,000.00	828.27	195.20	43,434.80	736.93	98.36
=====							
*****TOTAL FOR FUND-SCC 200 9422 (CLASS OF 2022):							
4,900.00	0.00	4,900.00	1,800.00	0.00	3,100.00	0.00	100.00
=====							
*****TOTAL FOR FUND-SCC 200 9423 (CLASS OF 2023):							
1,900.00	0.00	1,900.00	1,800.00	0.00	100.00	0.00	100.00
=====							
*****TOTAL FOR FUND-SCC 300 0000 (ATHLETIC FUND):							
401,200.00	21,201.51	422,401.51	219,407.09	27,186.23	103,771.61	99,222.81	76.51
=====							
*****TOTAL FOR FUND-SCC 300 9110 (GARFIELD FIELD TRIPS):							
10,000.00	366.34	10,366.34	938.96-	283.06	624.79	10,680.51	3.03-
=====							
*****TOTAL FOR FUND-SCC 300 9120 (CANAVAN FIELD TRIP):							
10,695.00	915.00	11,610.00	5,931.90	0.00	1,056.00	4,622.10	60.19
=====							
*****TOTAL FOR FUND-SCC 300 9130 (FENN FIELD TRIPS):							
10,000.00	0.00	10,000.00	6,145.87	320.00	945.50	2,908.63	70.91
=====							
*****TOTAL FOR FUND-SCC 300 9140 (HERITAGE FIELD TRIPS):							
7,500.00	61.00	7,561.00	4,705.00	0.00	0.00	2,856.00	62.23
=====							

□
Date: 02/05/20
Time: 1:56 pm

MEDINA CITY SCHOOL DISTRICT
Appropriation Account Summary
SORTED BY FUND-SCC

Page: 14
(APPSUM)

FYTD Appropriated	Prior FY Carryover Encumbrances	FYTD Expendable	FYTD Actual Expenditures	MTD Actual Expenditures	Current Encumbrances	FYTD Unencumbered Balance	FYTD Percent Exp/Enc
*****TOTAL FOR FUND-SCC 300 9160 (BLAKE FIELD TRIPS):							
11,000.00	396.00	11,396.00	1,147.00	580.66-	7,650.00	2,599.00	77.19
=====							
*****TOTAL FOR FUND-SCC 300 9170 (WAITE FIELD TRIPS):							
30,000.00	0.00	30,000.00	7,776.70	0.00	0.00	22,223.30	25.92
=====							
*****TOTAL FOR FUND-SCC 300 9180 (NORTHROP FIELD TRIPS):							
10,000.00	1,500.00	11,500.00	9,213.73	300.00-	0.00	2,286.27	80.12
=====							
*****TOTAL FOR FUND-SCC 300 9201 (CLAGGETT MIDDLE SCH. BAND FUND):							
38,000.00	5,960.00	43,960.00	8,447.89	112.75	28,541.93	6,970.18	84.14
=====							
*****TOTAL FOR FUND-SCC 300 9208 (CLAGGETT - 6TH GRADE TRIPS):							
111,500.00	0.00	111,500.00	103,788.00	1,497.60	0.00	7,712.00	93.08
=====							
*****TOTAL FOR FUND-SCC 300 9250 (ROOT M.S. BAND FUND):							
35,150.00	0.00	35,150.00	14,513.91	379.26	19,223.40	1,412.69	95.98
=====							
*****TOTAL FOR FUND-SCC 300 9253 (ROOT M.S. BEEHIVE):							
850.00	0.00	850.00	171.16	0.00	528.00	150.84	82.25
=====							
*****TOTAL FOR FUND-SCC 300 9258 (ROOT - DISTRICT SUPERVISED ACTIVITIES):							
159,495.00	0.00	159,495.00	123,722.60	1,497.60	14,781.00	20,991.40	86.84
=====							
*****TOTAL FOR FUND-SCC 300 9301 (BOWLING CLUB):							
4,000.00	0.00	4,000.00	0.00	0.00	4,000.00	0.00	100.00
=====							
*****TOTAL FOR FUND-SCC 300 9302 (MENS VOLLEYBALL):							
7,600.00	0.00	7,600.00	573.00-	0.00	7,600.00	573.00	92.46
=====							

□
Date: 02/05/20
Time: 1:56 pm

MEDINA CITY SCHOOL DISTRICT
Appropriation Account Summary
SORTED BY FUND-SCC

Page: 15
(APPSUM)

FYTD Appropriated	Prior FY Carryover Encumbrances	FYTD Expendable	FYTD Actual Expenditures	MTD Actual Expenditures	Current Encumbrances	FYTD Unencumbered Balance	FYTD Percent Exp/Enc
*****TOTAL FOR FUND-SCC 300 9303 (HUDDLE/SHUDDLE):							
2,700.00	1,700.00	4,400.00	499.82	0.00	2,266.71	1,633.47	62.88
=====							
*****TOTAL FOR FUND-SCC 300 9304 (LINK CREW):							
5,250.00	0.00	5,250.00	1,171.23	118.98	4,078.77	0.00	100.00
=====							
*****TOTAL FOR FUND-SCC 300 9313 (MUSICAL):							
6,195.00	0.00	6,195.00	5,898.58	0.00	0.00	296.42	95.22
=====							
*****TOTAL FOR FUND-SCC 300 9334 (BEEHIVE CAFE):							
26,500.00	0.00	26,500.00	8,062.37	847.28	19,868.31	1,430.68	105.40
=====							
*****TOTAL FOR FUND-SCC 300 9410 (SPARKLE CHEERLEADING):							
8,850.00	0.00	8,850.00	560.30	0.00	3,939.70	4,350.00	50.85
=====							
*****TOTAL FOR FUND-SCC 401 9010 (AUXILIARY FUNDS/ST FRANCIS):							
381,577.92	0.00	381,577.92	142,781.03	26,362.03	74,797.99	163,998.90	57.02
=====							
*****TOTAL FOR FUND-SCC 401 9019 (AUXILIARY FUNDS/ST FRANCIS):							
27,709.87	51,073.24	78,783.11	78,783.11	0.00	0.00	0.00	100.00
=====							
*****TOTAL FOR FUND-SCC 401 9020 (AUX FUNDS NURTURY):							
13,892.24	0.00	13,892.24	1,209.00	1,209.00	434.00	12,249.24	11.83
=====							
*****TOTAL FOR FUND-SCC 401 9030 (AUX FUNDS MCA):							
188,010.48	0.00	188,010.48	116,229.74	8,841.99	15,043.59	56,737.15	69.82
=====							
*****TOTAL FOR FUND-SCC 401 9039 (AUX FUNDS MCA):							
523.66	18,012.09	18,535.75	18,535.75	0.00	0.00	0.00	100.00
=====							

□
Date: 02/05/20
Time: 1:56 pm

MEDINA CITY SCHOOL DISTRICT
Appropriation Account Summary
SORTED BY FUND-SCC

Page: 16
(APPSUM)

FYTD Appropriated	Prior FY Carryover Encumbrances	FYTD Expendable	FYTD Actual Expenditures	MTD Actual Expenditures	Current Encumbrances	FYTD Unencumbered Balance	FYTD Percent Exp/Enc
*****TOTAL FOR FUND-SCC 401 9049 (AUX FUNDS KIDS COUNTRY):							
182.20	10,115.30	10,297.50	10,297.50	0.00	0.00	0.00	100.00
=====							
*****TOTAL FOR FUND-SCC 451 9010 (CONNECTIVITY):							
19,800.00	0.00	19,800.00	0.00	0.00	0.00	19,800.00	0.00
=====							
*****TOTAL FOR FUND-SCC 451 9019 (CONNECTIVITY):							
0.00	19,680.00	19,680.00	19,680.00	0.00	0.00	0.00	100.00
=====							
*****TOTAL FOR FUND-SCC 467 9020 (FOUNDATION - STUDENT WELLNESS AND SUCCESS):							
385,856.00	0.00	385,856.00	0.00	0.00	0.00	385,856.00	0.00
=====							
*****TOTAL FOR FUND-SCC 499 9019 (SCHOOL SAFETY):							
37,148.75	0.00	37,148.75	37,148.75	0.00	0.00	0.00	100.00
=====							
*****TOTAL FOR FUND-SCC 516 9019 (TITLE VI-B):							
371,430.56	6,410.04	377,840.60	279,082.33	0.00	0.00	98,758.27	73.86
=====							
*****TOTAL FOR FUND-SCC 516 9020 (TITLE VI-B):							
1,537,872.16	0.00	1,537,872.16	687,449.78	152,068.78	59,833.78	790,588.60	48.59
=====							
*****TOTAL FOR FUND-SCC 551 9120 (TITLE III LEP):							
8,468.20	0.00	8,468.20	0.00	0.00	0.00	8,468.20	0.00
=====							
*****TOTAL FOR FUND-SCC 572 9019 (TITLE I):							
200,082.08	302.23	200,384.31	111,652.64	0.00	0.00	88,731.67	55.72
=====							
*****TOTAL FOR FUND-SCC 572 9020 (TITLE I):							
574,888.09	0.00	574,888.09	243,457.02	65,068.21	3,444.85	327,986.22	42.95
=====							

□
Date: 02/05/20
Time: 1:56 pm

MEDINA CITY SCHOOL DISTRICT
Appropriation Account Summary
SORTED BY FUND-SCC

Page: 17
(APPSUM)

FYTD Appropriated	Prior FY Carryover Encumbrances	FYTD Expendable	FYTD Actual Expenditures	MTD Actual Expenditures	Current Encumbrances	FYTD Unencumbered Balance	FYTD Percent Exp/Enc
*****TOTAL FOR FUND-SCC 572 9119 (TITLE I-D):							
95,207.66	9,526.19	104,733.85	34,928.34	0.00	0.00	69,805.51	33.35
=====							
*****TOTAL FOR FUND-SCC 572 9120 (TITLE I-D):							
165,332.40	0.00	165,332.40	13,528.13	2,044.89	3,349.20	148,455.07	10.21
=====							
*****TOTAL FOR FUND-SCC 587 9019 (PRESCHOOL):							
5,382.83	131.48	5,514.31	5,381.09	0.00	0.00	133.22	97.58
=====							
*****TOTAL FOR FUND-SCC 587 9020 (PRESCHOOL):							
41,231.31	0.00	41,231.31	22,082.68	5,652.79	111.13	19,037.50	53.83
=====							
*****TOTAL FOR FUND-SCC 587 9120 (6B RESTORATION - PRESCHOOL RESTORATION):							
8,905.15	0.00	8,905.15	756.35	756.35	530.00	7,618.80	14.45
=====							
*****TOTAL FOR FUND-SCC 590 9019 (TITLE II-A):							
64,777.32	41,141.13	105,918.45	76,213.07	0.00	0.00	29,705.38	71.95
=====							
*****TOTAL FOR FUND-SCC 590 9020 (TITLE II-A):							
158,408.03	0.00	158,408.03	50,562.42	12,413.23	27,510.62	80,334.99	49.29
=====							
*****TOTAL FOR FUND-SCC 599 9019 (TITLE IV-A STUDENT SUPPORT AND ACADEMIC ENR):							
18,197.27	15,509.72	33,706.99	25,787.00	0.00	0.00	7,919.99	76.50
=====							
*****TOTAL FOR FUND-SCC 599 9020 (TITLE IV-A STUDENT SUPPORT AND ACADEMIC ENR):							
42,984.53	0.00	42,984.53	11,359.98	2,316.10	0.00	31,624.55	26.43
=====							
*****GRAND TOTALS:							
115,312,855.72	2,309,296.23	117,622,151.95	69,799,183.56	9,851,065.27	7,487,627.64	40,335,340.75	65.71
=====							

GENERAL FUND-TRUE DAYS CASH

Includes Emergency Levy

