

Medina City Schools

Forecast Fund Analysis

January 31, 2023

	2022-2023	Y-T-D Actual		
	Original Estimate	July 2021 - June 2022	Percent	Variance
	(1)	(2)		(3)
Beginning Balance - July 1, 2022		49,279,577.77		0.00
General Fund	31,219,516.68			
Other Funds - Substitute Levy	18,060,061.09			
Revenue	<u>80,935,772.00</u>	<u>41,550,185.63</u>	<u>51.3%</u>	<u>39,385,586.37</u>
	80,935,772.00	41,550,185.63		39,385,586.37
Expenditures	91,025,514.00	51,396,576.05	56.5%	39,628,937.95
Encumbrance	851,800.00	3,925,732.24		-3,073,932.24
	<u>91,877,314.00</u>	<u>55,322,308.29</u>		<u>36,555,005.71</u>
Ending Balance - June 30, 2023	38,338,035.77	35,507,455.11		2,830,580.66

Original Estimate revenue, expenditure and encumbrance taken from May 2022 five-year forecast
Includes May 2018 Substitute Levy

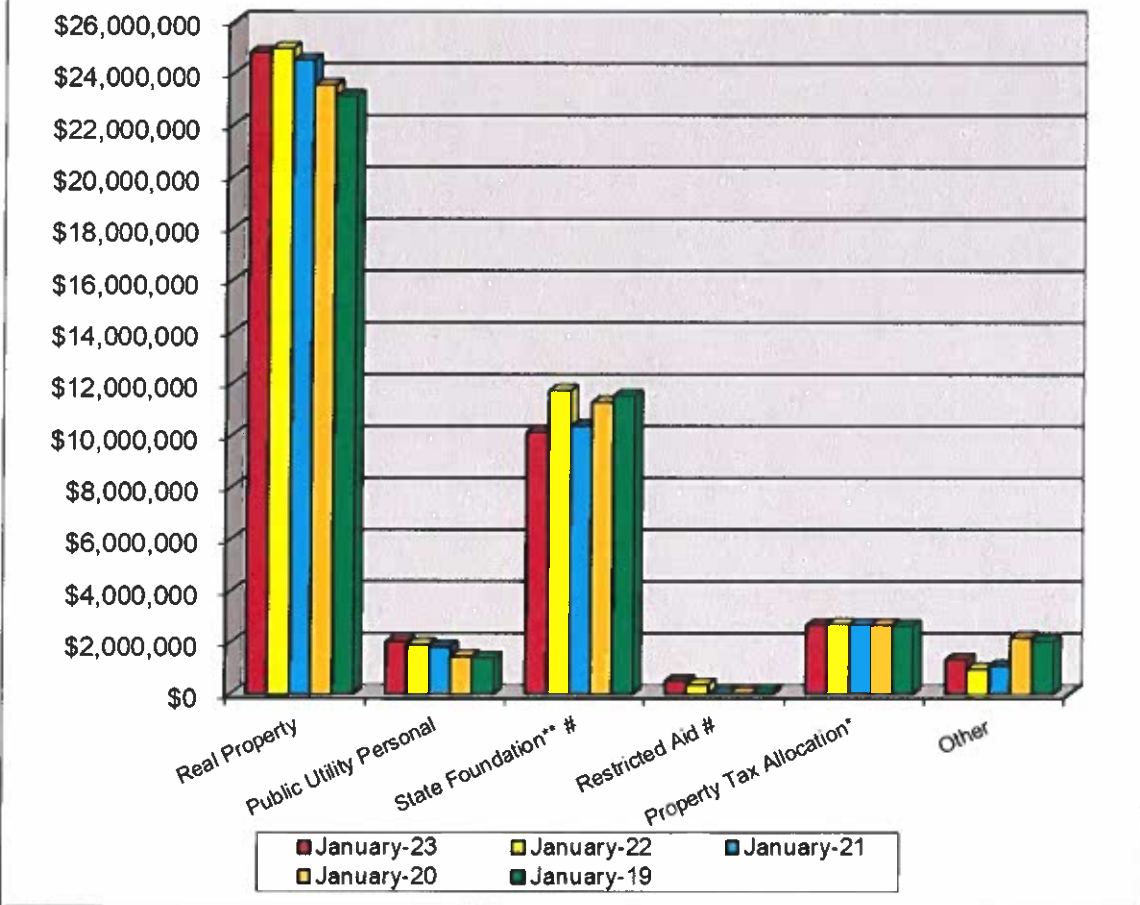
Forecast Funds Summary

January 2023

Revenues

1. Real Property Taxes – Total Real Property Taxes received from the beginning of the fiscal year until January 31, 2023 is \$24,804,980.83. This is a decrease of 0.1% below last year's taxes received at this time. \$1,873,760.00 was collected in January.
2. Public Utility Personal Property Taxes – Total Public Utility Personal Property Taxes received from the beginning of the fiscal year until January 31, 2023 is \$2,039,544.47. These monies are distributed upon settlement from the County Auditor. This amount is listed in a separate line for State and five-year forecasting purposes. \$-0- had been transferred in January.
3. State Foundation – State Foundation monies received from the State of Ohio from the beginning of the fiscal year until January 31, 2023 total \$10,141,301.74. This is a decrease of 13.7% below last year's foundation money received at this time. \$1,638,253.35 was collected in January.
4. Restricted Aid – Restricted Aid monies are for Career Tech funding and Economically Disadvantaged Students. We have added e-Rate funding as well because these funds are restrictive to technology. Monies received from the beginning of the fiscal year until January 31, 2023 total \$531,794.80. \$75,051.11 was collected in January.
5. Homestead and Rollback – Monies received from the State of Ohio from the beginning of the fiscal year until January 31, 2023 total \$2,674,970.98. Receipts are based upon the real property taxes collected and Homestead filings with the County Auditor. \$-0- was collected in January.
6. Other – Other monies received from the beginning of the fiscal year until January 31, 2023 total \$1,357,592.81. This is an increase of 36.8% above last year at this time. (\$101,441.96) was collected in January as revenue was moved to other accounts.

Forecast Fund Revenue



	January-23	January-22	January-21	January-20	January-19	Current Forecast
Real Property	\$24,804,981	\$24,955,909	\$24,499,142	\$23,531,209	\$23,118,697	\$51,436,418
Public Utility Personal	\$2,039,544	\$1,931,103	\$1,837,573	\$1,474,378	\$1,422,880	\$3,974,265
State Foundation** #	\$10,141,302	\$11,746,048	\$10,386,388	\$11,300,604	\$11,552,035	\$16,842,659
Restricted Aid #	\$531,795	\$389,006	\$48,334	\$48,338	\$48,165	\$915,171
Property Tax Allocation*	\$2,674,971	\$2,704,436	\$2,695,062	\$2,680,748	\$2,652,827	\$5,529,437
Other	\$1,357,593	\$991,797	\$1,113,316	\$2,195,447	\$2,059,553	\$2,033,196
Total	\$41,550,186	\$42,718,300	\$40,579,816	\$41,230,724	\$40,854,157	\$80,731,146
State %	32.1%	34.7%	32.4%	34.0%	34.9%	

* Includes Homestead/Rollback, Tangible Personal Property Tax Fixed Rate Loss Reimbursement and Electric Deregulation.

** Includes Casino Revenue in State Foundation beginning January 2013 and Economic Disadvantaged Funding in November 2013.

Encompasses the Fair School Funding Plan as of January 2022

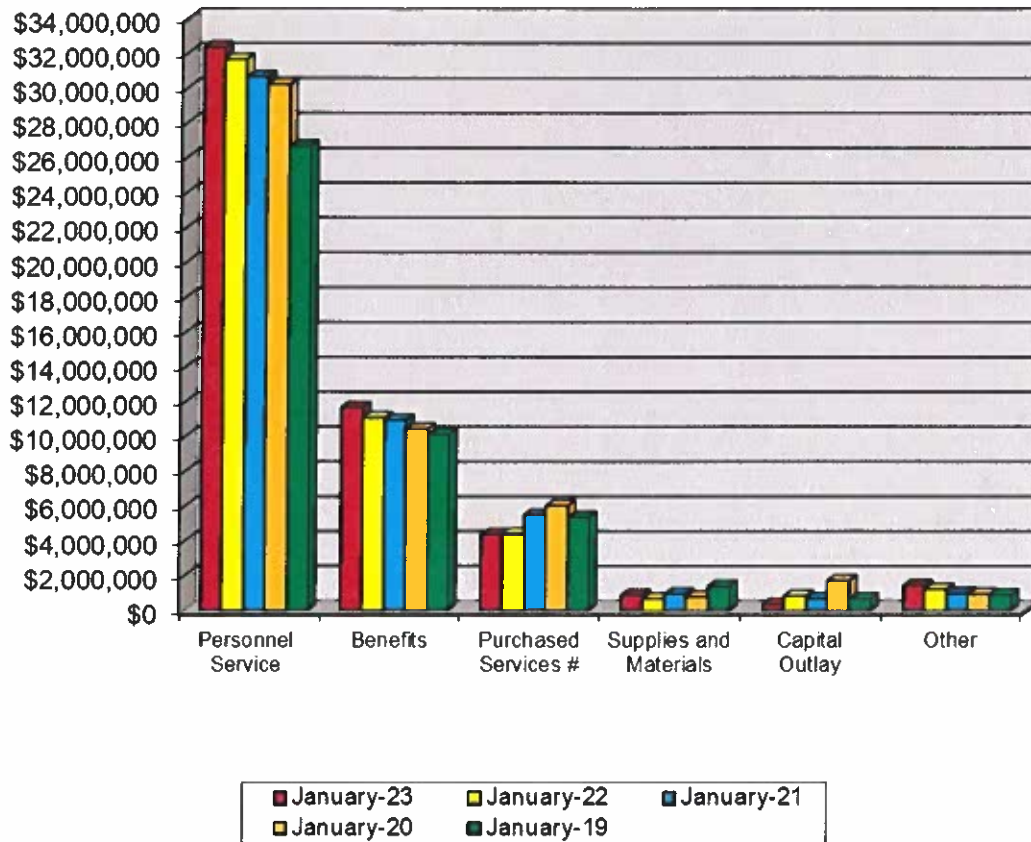
Forecast Funds Summary

January 2023

Expenditures

1. **Personnel Services**– The costs for personnel services for the School District from the beginning of the fiscal year until January 31, 2023 was \$32,326,404.28. This was an increase of 2.2% above last year at this time. \$4,068,942.96 was spent in January.
2. **Benefits** – The cost for benefits for the School District from the beginning of the fiscal year until January 31, 2023 was \$11,676,135.24. This was an increase of 5.5% above last year at this time. \$1,609,583.62 was spent in January.
3. **Purchased Services** – The cost for purchased services for the district from the beginning of the fiscal year until January 31, 2023 total \$4,354,372.70. This was a 1.1% decrease below last year at this time. \$562,719.39 was spent in January.
4. **Supplies and Materials** – The cost for supplies and materials for the district from the beginning of the fiscal year until January 31, 2023 total \$878,673.28. This was a 28.9% increase above last year at this time. \$83,313.60 was spent in January.
5. **Capital Outlay** – The cost for capital outlay for the district from the beginning of the fiscal year until January 31, 2023 total \$365,237.65. This was a 56.5% decrease below last year at this time. \$13,582.94 was spent in January.
6. **Other** – The cost of other expenditures excluding transfers for the district was \$1,435,072.91 for the fiscal year until January 31, 2023. This was a 17.6% increase above last year at this time. \$164,319.02 spent in January.

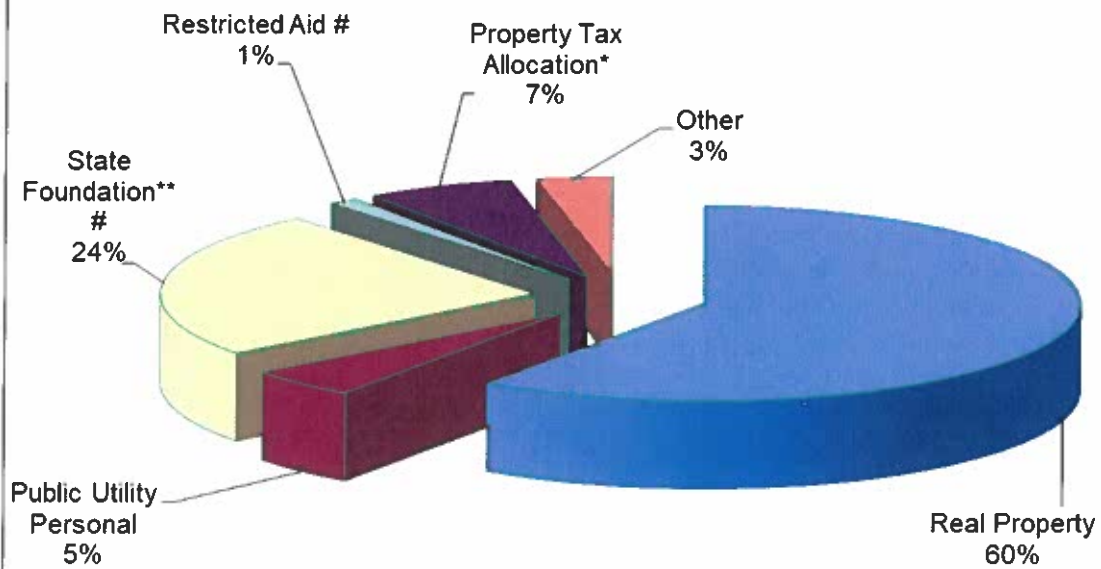
Forecast Fund Expenditures



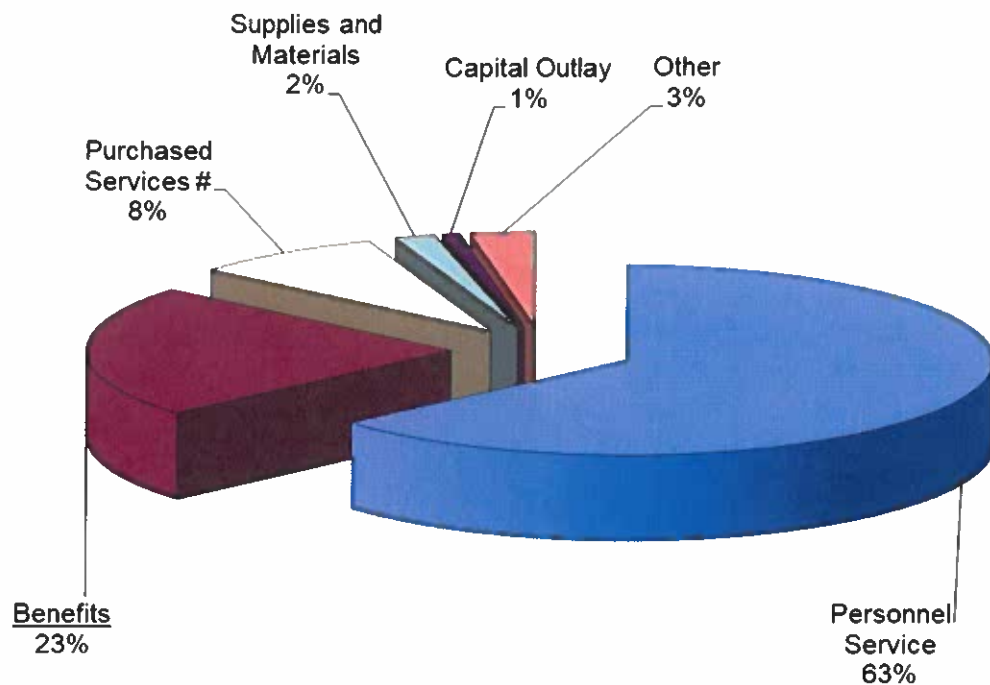
	January-23	January-22	January-21	January-20	January-19	Current Forecast
Personnel Service	\$32,326,404	\$31,632,691	\$30,641,773	\$30,191,041	\$26,651,393	\$54,407,687
Benefits	\$11,676,135	\$11,067,667	\$10,946,138	\$10,415,240	\$10,112,942	\$20,017,838
Purchased Services #	\$4,354,373	\$4,402,140	\$5,495,611	\$6,016,832	\$5,364,739	\$8,756,244
Supplies and Materials	\$878,673	\$681,493	\$952,366	\$798,519	\$1,396,324	\$1,925,419
Capital Outlay	\$365,238	\$840,926	\$706,244	\$1,737,981	\$696,089	\$1,838,141
Other	\$1,435,073	\$1,220,708	\$988,637	\$939,214	\$904,920	\$1,885,944
Transfers and Adv., Etc.	\$360,680	\$339,213	\$428,544	\$427,757	\$338,000	\$884,131
Other than Debt						
Total	\$51,396,576	\$50,184,836	\$50,159,311	\$50,526,583	\$45,464,407	\$89,715,404

Reduced with Fair School Funding Plan in January 2022

Current Forecast Fund Revenue



Current Forecast Fund Expenditures



January 2023

		Balance
Bank Balance - Regular Account		1,213,968.07
Financial Checks Outstanding	350,837.79	
Workers Comp Outstanding	0.00	
Payroll Checks Outstanding	145,085.34	
	495,923.13	718,044.94
Huntington/Flex Spending	33,359.17	
Flex O/S Checks	1,231.93	32,127.24
JPMorgan/Metlife Claims	30,985.92	30,985.92
Westfield Bank	15,000.00	15,000.00
Westfield Bank Sweep	3,527,120.04	3,527,120.04
Investments:		
Redtree Investments	22,673,993.86	
T. Rowe - Collins	294,210.30	
Scudder -Collins	382,186.76	
Scudder - Bushman	6,300.10	
Kanehl Stocks	3,752.36	
Star Ohio (22923)	4,521,998.49	
Multi-Bank Securities	13,980,000.00	
Multi-Bank Money Market	6,308.71	
Fifth Third Securities	8,533,981.90	
Fifth Third Money Market	0.00	
Total	50,402,732.48	54,726,010.62
Adjustments		
Deposits in Transit	248,209.80	
Expenses not posted	(310,837.54)	
Total	(62,627.74)	54,663,382.88
MCSD Balance		54,663,382.88
Difference Between Bank vs. Book		0.00

Medina City School District
Sales Tax Update

Date	Sales Tax Description	Receipts	Expenditures	Balance
July 1, 2021	Beginning Balance (071) Sales Tax and (002-9012) Bond			\$3,208,431.53
July	Sales Tax Distribution	\$932,876.04		\$4,141,307.57
	Roof Replacement Evaluation and Design		\$6,954.25	\$4,134,353.32
	Field Assessment and Preliminary Design - Parking		\$16,763.32	\$4,117,590.00
	Blake Carpet and Tile Replacement		\$8,655.37	\$4,108,934.63
	Roof Replacement - Central Office		\$72,033.30	\$4,036,901.33
	Roofing Project 2022		\$281,404.35	\$3,755,496.98
	Fleet Master Lease Agreement		\$16,481.88	\$3,739,015.10
August	Root Driveway and Culverts		\$5,264.00	\$3,733,751.10
	Heritage Concrete Sidewalk Replacement		\$3,000.00	\$3,730,751.10
	Roof Replacement Evaluation and Design		\$6,954.25	\$3,723,796.85
	Field Assessment and Preliminary Design - Parking		\$12,176.65	\$3,711,620.20
	Evolve Windows		\$2,882.00	\$3,708,738.20
	Paving Summer 2022		\$771,088.26	\$2,937,649.94
	MHS Fireproofing Patching		\$76,800.00	\$2,860,849.94
	Roofing Project 2022		\$234,103.50	\$2,626,746.44
	Fleet Master Lease Agreement		\$8,669.71	\$2,618,076.73
September	Heritage Concrete Sidewalk Replacement		\$15,750.00	\$2,602,326.73
	Canavan and Garfield Restroom Partitions		\$14,353.00	\$2,587,973.73
	Roofing Project 2022		\$82,126.30	\$2,505,847.43
	Fleet Master Lease Agreement		\$4,272.92	\$2,501,574.51
	Root and Canavan Camera Refund of Prior Year Exp	\$96,337.76		\$2,597,912.27
October	Sales Tax Distribution	\$1,116,969.77		\$3,714,882.04
	Desks/Chairs Fenn, Evolve, Claggett		\$58,466.50	\$3,656,415.54
	Arc Drive Air Handler Motor MHS		\$9,810.00	\$3,646,605.54
	Digital Message Center Fenn	\$8,621.51		\$3,655,227.05
	Roofing Project 2022		\$4,936.15	\$3,650,290.90
	Blade Wing Extension for Snow Plow		\$1,190.00	\$3,649,100.90
	Boiler Tubes Claggett		\$53,013.18	\$3,596,087.72
	Fleet Master Lease Agreement		\$4,431.88	\$3,591,655.84
November	Roof Replacement Evaluation and Design		\$10,849.65	\$3,580,806.19
	Field Assessment and Preliminary Design - Parking		\$3,614.20	\$3,577,191.99
	Tables and Benches-Operations Building		\$15,130.97	\$3,562,061.02
	Fleet Master Lease Agreement		\$6,310.75	\$3,555,750.27
	COP's Principal and Interest		\$1,349,568.75	\$2,206,181.52
December	Field Assessment and Preliminary Design - Parking		\$7,365.15	\$2,198,816.37
	Claggett Music Room		\$3,909.00	\$2,194,907.37
	Digital Message Center Fenn		\$12,932.27	\$2,181,975.10
	Roof Project 2022		\$13,503.70	\$2,168,471.40
	Paving Summer 2022		\$77,156.93	\$2,091,314.47
	Fleet Master Lease Agreement		\$8,432.75	\$2,082,881.72
January	Sales Tax Distribution	\$1,097,617.66		\$3,180,499.38
	Window Sash Replacement		\$1,776.46	\$3,178,722.92
	Roof Project 2022		\$43,861.40	\$3,134,861.52
	Fleet Master Lease Agreement		\$8,410.93	\$3,126,450.59
	Fiscal Year Totals	\$3,252,422.74	\$3,334,403.68	

Medina City School District
Recreation Center Update

Date	Description	District Revenue	District Expenses	City Reimbursements	Total Balance
July 1, 2022	Beginning Balance (003-9001)				\$ 169,189.30
July	Field Assessment and Preliminary Design - Parking		\$700.00		\$ 168,489.30
	Removal of Window and Convert to Door		\$6,053.54		\$ 162,435.76
	Roberts Roofing			\$29,025.00	\$ 191,460.76
August	Field Assessment and Preliminary Design - Parking		\$3,943.95		\$ 187,516.81
	Paving Summer 2022 Project		\$79,172.29		\$ 108,344.52
September	Removal of Window and Convert to Door			\$6,053.54	\$ 114,398.06
	Pool Pump and Repair to Motor		\$4,784.60		\$ 109,613.46
	Field Assessment and Preliminary Design - Parking		\$425.74		\$ 109,187.72
	Roberts Roofing		\$2,232.00		\$ 106,955.72
October	Transfer from 001	\$10,000.00			\$ 116,955.72
	Pool Pump and Repair to Motor			\$2,392.30	\$ 119,348.02
	Paving Summer 2022 Project			\$39,586.14	\$ 158,934.16
November	Main Entrance - Flooring		\$15,678.48		\$ 143,255.68
	Roberts Roofing			\$1,116.00	\$ 144,371.68
December	Field Assessment and Preliminary Design - Parking			\$4,934.84	\$ 149,306.52
	Roof Replacement and Evaluation		\$1,385.00		\$ 147,921.52
	Paving Summer 2022 Project		\$8,796.92		\$ 139,124.60
	Main Entrance - Flooring			\$7,839.24	\$ 146,963.84
January	Paving Summer 2022 Project			\$4,398.46	\$ 151,362.30
	Roberts Roofing		\$17,813.00		\$ 133,549.30
Total Revenues, Expenditures and Reimbursements		\$ 10,000.00	\$ 140,985.52	\$ 95,345.52	

Monthly Investment Summary
Medina City School District
US Bank Custodian Acct Ending x70982
 January 31, 2023

Monthly Cash Flow Activity

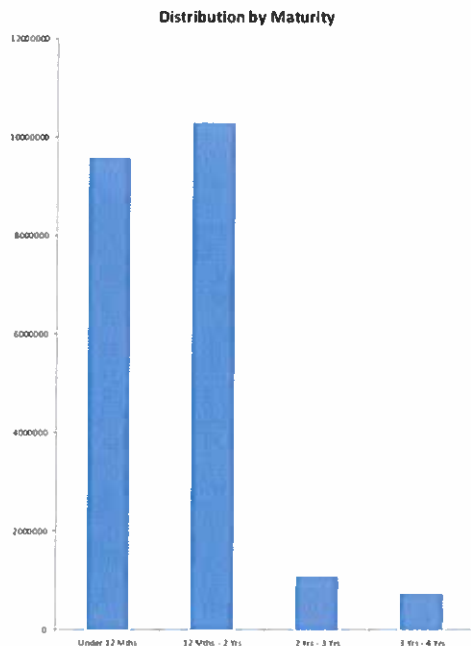
From 12-31-22 through 01-31-23

Beginning Book Value	24,165,530.41
Contributions	0.00
Withdrawals	-1,500,000.00
Realized Gains/Losses	0.00
Gross Interest Earnings	8,463.45
Ending Book Value	22,673,993.86

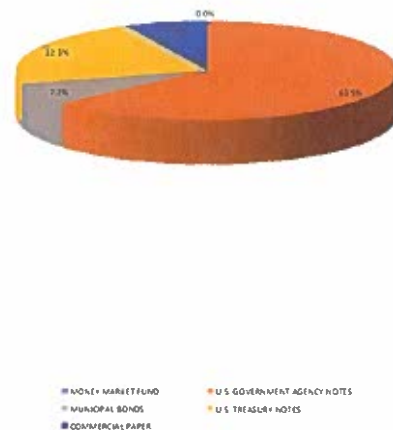
Market Value Summary

Security Type	Market Value	Pct. Assets	Avg Yield at Cost	Wght Avg Mat
Money Market Fund				
MONEY MARKET FUND	852.48	0.0	4.20	0.00
Fixed Income				
MUNICIPAL BONDS	1,550,403.40	7.2	0.75	1.56
U.S. GOVERNMENT AGENCY NOTES	13,741,073.29	63.5	0.42	1.41
U.S. TREASURY NOTES	4,818,331.79	22.3	0.32	0.64
Accrued Interest	23,625.26	0.1		
Commercial Paper				
COMMERCIAL PAPER	1,512,660.60	7.0	3.07	0.11
TOTAL PORTFOLIO	21,646,946.82	100.0	0.61	1.16

Maturity Distribution



Security Type Allocation



Disclosures:

RedTree's internal accounting system is used as the source of the market value of this account. Although obtained from a source believed to be reliable, we cannot guarantee its accuracy. You should review all account statements provided by the custodian and compare with the statements provided by RedTree.

**Portfolio Holdings Report
 Medina City School District
 US Bank Custodian Acct Ending x70982
 January 31, 2023**

Quantity	Cusip	Security Description	Moody's	S&P	Cost Basis	Market Value	Yield at Cost	Wtd Maturity	Purchase Date
U.S. GOVERNMENT AGENCY NOTES									
1,000,000	3137EAEV7	Federal Home Ln Mtg 0.250% Due 08-24-23	Aaa	AA+	999,630.00	974,550.19	0.26	0.55	10-08-20
500,000	3133EL6J8	Federal Farm Credit Bank 0.220% Due 09-08-23	Aaa	AA+	499,855.00	485,695.30	0.23	0.59	04-08-21
1,000,000	3133EMUF7	Federal Farm Credit Bank 0.220% Due 09-22-23	Aaa	AA+	999,198.00	970,567.95	0.25	0.63	03-22-21
1,000,000	3135G06H1	Federal Natl Mtg Assoc 0.250% Due 11-27-23	Aaa	AA+	998,860.00	963,222.12	0.29	0.80	11-25-20
460,000	3137EAF2	Federal Home Ln Mtg 0.250% Due 12-04-23	Aaa	AA+	459,434.20	442,830.27	0.30	0.82	04-14-21
625,000	3133EMRZ7	Federal Farm Credit Bank 0.250% Due 02-26-24	Aaa	AA+	623,324.16	596,698.86	0.34	1.05	03-09-21
385,000	3133EMRZ7	Federal Farm Credit Bank 0.250% Due 02-26-24	Aaa	AA+	384,110.65	367,566.50	0.33	1.05	03-31-21
1,000,000	3130ALSG0	Federal Home Ln Bank 0.250% Due 03-08-24	Aaa	AA+	998,332.00	951,229.42	0.31	1.08	05-24-21
240,000	3133EMTW2	Federal Farm Credit Bank 0.300% Due 03-18-24	Aaa	AA+	239,805.60	228,432.48	0.33	1.10	04-27-21
1,200,000	3133EMGF3	Federal Farm Credit Bank 0.350% Due 05-16-24	Aaa	AA+	1,197,900.00	1,134,499.01	0.40	1.26	11-19-20
115,000	3130ANMM9	Federal Home Ln Bank 0.540% Due 08-26-24	Aaa	AA+	115,000.00	107,939.87	0.54	1.53	08-26-21
750,000	3130ANX88	Federal Home Ln Bank 0.500% Due 09-27-24	Aaa	AA+	749,775.00	701,490.43	0.51	1.61	09-27-21
1,500,000	3130ALQV9	Federal Home Ln Bank 0.570% Due 09-30-24	Aaa	AA+	1,500,000.00	1,404,285.90	0.57	1.62	03-30-21
500,000	3130ALTH7	Federal Home Ln Bank 0.510% Due 09-30-24	Aaa	AA+	500,000.00	467,620.39	0.51	1.62	03-30-21
415,000	3130AKDS2	Federal Home Ln Bank 0.390% Due 10-28-24	Aaa	AA+	415,402.55	386,352.25	0.36	1.70	02-19-21
1,000,000	3135G06E8	Federal Natl Mtg Assoc 0.420% Due 11-18-24	Aaa	AA+	998,250.00	930,001.86	0.46	1.75	11-18-20
1,200,000	3133EMER9	Federal Farm Credit Bank 0.470% Due 01-27-25	Aaa	AA+	1,198,620.00	1,109,936.46	0.50	1.94	10-29-20
800,000	3134GXDM3	Federal Home Ln Mtg 0.620% Due 12-01-25	Aaa	AA+	799,400.00	724,966.58	0.64	2.75	12-02-20
380,000	3134GXHD9	Federal Home Ln Mtg 0.700% Due 12-23-25	Aaa	AA+	380,000.00	344,625.40	0.70	2.81	12-23-20
500,000	3130AKZ25	Federal Home Ln Bank 0.650% Due 02-26-26	Aaa	AA+	500,000.00	448,562.05	0.65	2.97	02-26-21
Accrued Interest						15,292.36			
					14,556,897.16	13,756,365.66	0.42	1.41	
MUNICIPAL BONDS									
345,000	244721FK7	Defiance CSD, OH GO 4.000% Due 12-01-23	Aa2		376,891.80	343,350.90	1.20	0.81	07-16-20
500,000	677581JA9	State of Ohio, OH REV 0.300% Due 12-15-23	Aa2	AA	500,000.00	481,215.00	0.30	0.85	06-08-21
500,000	677581JB7	State of Ohio, OH REV 0.520% Due 12-15-24	Aa2	AA	500,000.00	463,205.00	0.52	1.82	06-08-21
250,000	668180CW0	Northwestern LSD, OH GO 5.820% Due 12-01-26	Aa2		304,310.00	262,632.50	1.42	3.40	10-12-21
Accrued Interest						5,248.89			
					1,681,201.80	1,555,652.29	0.75	1.56	

Disclosures:

RedTree's internal accounting system is used as the source of the market value of this account. Although obtained from a source believed to be reliable, we cannot guarantee its accuracy. You should review all account statements provided by the custodian and compare with the statements provided by RedTree.

Questions? Call 888.596.2293 or email info@redtreeinv.com

Portfolio Holdings Report
Medina City School District
US Bank Custodian Acct Ending x70982
January 31, 2023

Quantity	Cusip	Security Description	Moody's	S&P	Cost Basis	Market Value	Yield at Cost	Wtd Maturity	Purchase Date
U.S. TREASURY NOTES									
295,000	91282CBN0	US Treasury Note 0.125% Due 02-28-23	Aaa	AA+	294,631.25	294,020.01	0.20	0.08	06-22-21
600,000	91282CBU4	US Treasury Note 0.125% Due 03-31-23	Aaa	AA+	599,109.38	595,713.00	0.21	0.16	06-22-21
210,000	91282CBX8	US Treasury Note 0.125% Due 04-30-23	Aaa	AA+	209,114.06	207,665.64	0.42	0.24	11-24-21
1,045,000	91282CCK5	US Treasury Note 0.125% Due 06-30-23	Aaa	AA+	1,041,938.47	1,025,406.25	0.27	0.41	06-30-21
810,000	91282CDA6	US Treasury Note 0.250% Due 09-30-23	Aaa	AA+	809,086.59	786,237.84	0.31	0.65	09-30-21
500,000	91282CAW1	US Treasury Note 0.250% Due 11-15-23	Aaa	AA+	497,148.44	482,539.00	0.54	0.77	11-15-21
950,000	91282CBR1	US Treasury Note 0.250% Due 03-15-24	Aaa	AA+	948,033.21	904,207.15	0.33	1.09	08-09-21
550,000	91282CBV2	US Treasury Note 0.375% Due 04-15-24	Aaa	AA+	549,978.52	522,542.90	0.38	1.17	09-20-21
Accrued Interest						3,084.01			
					4,949,039.92	4,821,415.80	0.32	0.64	
COMMERCIAL PAPER									
470,000	78015DPD6	Royal Bank of Canada (RBC) 0.000% Due 02-13-23	P-1	A-1+	461,328.50	469,240.95	2.51	0.04	05-19-22
1,050,000	89119BQN9	TD USA 0.000% Due 03-22-23	P-1	A-1+	1,024,674.00	1,043,419.65	3.32	0.14	06-27-22
					1,486,002.50	1,512,660.60	3.07	0.11	
MONEY MARKET FUND									
USBMMF		First American Treasury Obligations Fund			852.48	852.48	4.20		
TOTAL PORTFOLIO					22,673,993.86	21,646,946.82	0.61	1.16	

Disclosures:

RedTree's internal accounting system is used as the source of the market value of this account. Although obtained from a source believed to be reliable, we cannot guarantee its accuracy. You should review all account statements provided by the custodian and compare with the statements provided by RedTree.

Questions? Call 888.596.2293 or email info@redtreeinv.com



Monthly Activity Reports
Medina City School District
US Bank Custodian Acct Ending x70982
From 01-01-23 Through 01-31-23

GROSS INTEREST INCOME

Ex-Date	Pay-Date	Security	Amount
U.S. GOVERNMENT AGENCY NOTES			
01-27-23	01-27-23	Federal Farm Credit Bank 0.470% Due 01-27-25	2,820.00
U.S. TREASURY NOTES			
01-03-23	01-03-23	US Treasury Note 0.125% Due 06-30-23	653.13
MONEY MARKET FUND			
01-03-23	01-03-23	First American Treasury Obligations Fund	4,990.32
GROSS INCOME			8,463.45

Disclosures:

RedTree's internal accounting system is used as the source of the market value of this account. Although obtained from a source believed to be reliable, we cannot guarantee its accuracy. You should review all account statements provided by the custodian and compare with the statements provided by RedTree.

Questions? Call 888.596.2293 or email info@redtreeinv.com



Purchase and Sale
Medina City School District
US Bank Custodian Acct Ending x70982
From 01-01-23 Through 01-31-23

Trade Date	Settle Date	Quantity	Security	Unit Price	Amount
---------------	----------------	----------	----------	---------------	--------

No transactions were found!

Disclosures:

RedTree's internal accounting system is used as the source of the market value of this account. Although obtained from a source believed to be reliable, we cannot guarantee its accuracy. You should review all account statements provided by the custodian and compare with the statements provided by RedTree.

Questions? Call 888.596.2293 or email info@redtreeinv.com



Realized Gains/Losses
Medina City School District
US Bank Custodian Acct Ending x70982
From 01-01-23 Through 01-31-23

Open Date	Close Date	Quantity	Security	Cost Basis	Proceeds	Gain Or Loss	
						Short Term	Long Term
TOTAL GAINS						0.00	0.00
TOTAL LOSSES						0.00	0.00
						0.00	0.00
TOTAL REALIZED GAIN/LOSS		0.00				0.00	0.00

Disclosures:

RedTree's internal accounting system is used as the source of the market value of this account. Although obtained from a source believed to be reliable, we cannot guarantee its accuracy. You should review all account statements provided by the custodian and compare with the statements provided by RedTree.

Questions? Call 888.596.2293 or email info@redtreeinv.com

ENV# CEBNLRPCBBLXJQW_BBBBB
FIFTH THIRD SECURITIES, INC.
MD 1M0B2A
5050 KINGSLEY DRIVE
CINCINNATI, OH 45263



MEDINA CITY SCHOOLS
DAVID CHAMBERS
739 WEYMOUTH RD
MEDINA OH 44256

STATEMENT FOR THE PERIOD JANUARY 1, 2023 TO JANUARY 31, 2023

MEDINA CITY SCHOOLS - Corporation
Account Number: [REDACTED]

By the courtesy of:
Carter & Savage

For questions about your accounts:
In-State: 614 744 5496
National: 888 889 1025

TOTAL VALUE OF YOUR PORTFOLIO **\$7,910,869.17**

FOR YOUR INFORMATION

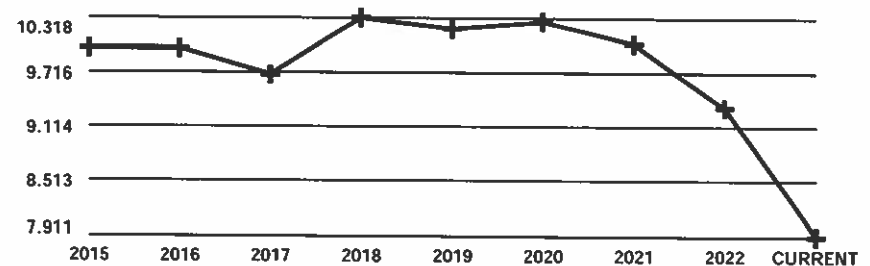
Fifth Third Securities, Inc. Investments offered through Fifth Third Securities, Inc., member
FINRA/SIPC

Fifth Third Securities, Inc.

MN _CEBNLRPCBBLXJQW_BBBBB 20230131

CHANGE IN VALUE OF YOUR PORTFOLIO

\$ millions



Change In Value Of Your Portfolio information can be found in Miscellaneous Footnotes at the end of this statement.

Account carried with National Financial Services LLC. Member
NYSE, SIPC

Statement for the Period January 1, 2023 to January 31, 2023

MEDINA CITY SCHOOLS - Corporation
Account Number: [REDACTED]



Account Overview

CHANGE IN ACCOUNT VALUE	Current Period	Year-to-Date
BEGINNING VALUE	\$9,329,696.10	\$9,329,696.10
Additions and Withdrawals	(\$1,509,499.74)	(\$1,509,499.74)
Misc. & Corporate Actions	\$0.00	\$0.00
Income	\$8,006.29	\$8,006.29
Taxes, Fees and Expenses	\$0.00	\$0.00
Change in Value	\$82,666.52	\$82,666.52
ENDING VALUE (AS OF 01/31/23)	\$7,910,869.17	\$7,910,869.17

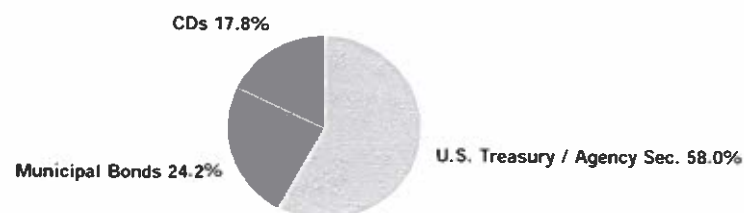
Refer to Miscellaneous Footnotes for more information on Change in Value

INCOME	Current Period	Year-to-Date
TAXABLE		
Taxable Dividends	\$2,711.71	\$2,711.71
Taxable Interest	\$5,294.58	\$5,294.58
TOTAL TAXABLE	\$8,006.29	\$8,006.29
TOTAL INCOME	\$8,006.29	\$8,006.29

Taxable income is determined based on information available to NFS at the time the statement was prepared, and is subject to change. Final information on taxation of interest and dividends is available on Form 1099-Div, which is mailed in February of the subsequent year.

REALIZED GAIN (LOSS)	Current Period	Year-to-Date
Short Term Gain	\$0.00	\$0.00
Short Term Loss	\$0.00	\$0.00
Disallowed Short Term Loss	\$0.00	\$0.00
TOTAL SHORT TERM GAIN (LOSS)	\$0.00	\$0.00

ACCOUNT ALLOCATION



	Percent	Prior Period	Current Period
Money Markets	0.0 %	\$1,063,279.70	\$0.00
CDs	17.8	\$1,852,874.30	\$1,413,650.22
Municipal Bonds	24.2	\$1,887,465.10	\$1,911,891.70
U.S. Treasury / Agency Sec.	58.0	\$4,526,077.00	\$4,585,327.25
TOTAL	100.0 %	\$9,329,696.10	\$7,910,869.17

Account Allocation shows the percentage that each asset class represents of your total account value. Account Allocation for equities, fixed income, and other categories may include mutual funds and may be net of short positions. NFS has made assumptions concerning how certain mutual funds are allocated. Closed-end mutual funds and Exchange Traded Products (ETPs) listed on an exchange may be included in the equity allocation. The chart may not reflect your actual portfolio allocation. Consult your broker/dealer prior to making investment decisions.

Fifth Third Securities, Inc.

MN_CEBNLRPCBBLXJQW_BBBBB 20230131

Account carried with National Financial Services LLC, Member
NYSE, SIPC

Statement for the Period January 1, 2023 to January 31, 2023

MEDINA CITY SCHOOLS - Corporation

Account Number: [REDACTED]



Account Overview *continued*

REALIZED GAIN (LOSS) <i>continued</i>	Current Period	Year-to-Date
Long Term Gain	\$0.00	\$0.00
Long Term Loss	\$8,786.25	\$8,786.25
Disallowed Long Term Loss	\$0.00	\$0.00
TOTAL LONG TERM GAIN (LOSS)	(\$8,786.25)	(\$8,786.25)

NFS-provided cost basis, realized gain (loss) and holding period information may not reflect all adjustments necessary for your tax reporting purposes. Please refer to Footnotes and Cost Basis Information at the end of this statement for more information.

MESSAGES AND ALERTS

Customers wishing to learn more about their investment professional can contact the FINRA BrokerCheck Hotline Number at 1-800-289-9999 or visit the FINRA Regulation website www.finra.org. Customers can also obtain an investor brochure that includes information describing the FINRA BrokerCheck program by contacting Brokerage Operations 1-888-889-1025.

Customers wishing to learn more about how an order is routed or executed should notify their investment professional in writing. Pursuant to SEC rules, customers can request details on the identity of the venue to which their orders were routed for execution. A written report will be furnished upon request. To learn more about how your order is routed online, please visit <https://www.53.com/investments>.

Please note that the FDIC insured deposit at Fifth Third Bank under the Fifth Third BD Program is not covered by SIPC. The FDIC insured deposit is eligible for FDIC insurance subject to FDIC coverage limits at the time funds are deposited at Fifth Third Bank. As referenced in the Fifth Third BD Program disclosure document, clients are responsible for monitoring their total assets at Fifth Third Bank to determine the extent of available FDIC coverage.

Fifth Third Securities reminds you to please promptly report any inaccuracies or discrepancies in your account to Brokerage Operations by calling 1-888-889-1025. Please reconfirm any oral communications in writing to your investment professional to further protect your rights under the Securities Investor Protection Act SIPA. Visit 53.com/FTSdisclosure to find important disclosures for retail investors, which includes information on the services our firm offers, fees, costs, and conflicts of interest.

Statement for the Period January 1, 2023 to January 31, 2023

MEDINA CITY SCHOOLS - Corporation
Account Number: [REDACTED]



Holdings

Client Investment - Reflects the amount from share purchases, transfers and conversions that have customer or third party provided cost basis. The amount does not reflect all account activity, including, but not limited to shares acquired via certain corporate actions, gifted/inherited, date of death step-up, or dividend reinvestments. The amount may fluctuate over time based on activity within the account due to buying, transferring or converting additional shares or selling all or part of a security. Transfers or conversions that do not have cost basis will not be reflected in the Client Investment amount. The reflected Client Investment amount does not represent your cost basis reported on IRS Form 1099-B, as it is a separate calculation.

FIXED INCOME - 100.00% of Total Account Value

For an explanation of fixed income pricing, please see the last page. Redemption schedule(s), bond rating(s), and other information are provided where available. If information does not appear regarding a particular investment, it is not available.

Copyright 2022, S&P Global Market Intelligence. Reproduction of any information, data or material, including ratings ("Content") in any form is prohibited except with the prior written permission of the relevant party. Such party, its affiliates and suppliers ("Content Providers") do not guarantee the accuracy, adequacy, completeness, timeliness or availability of any Content and are not responsible for any errors or omissions (negligent or otherwise), regardless of the cause, or for the results obtained from the use of such Content. In no event shall Content Providers be liable for any damages, costs, expenses, legal fees, or losses (including lost income or lost profit and opportunity costs) in connection with any use of the Content. A reference to a particular investment or security, a rating or any observation concerning an investment that is part of the Content is not a recommendation to buy, sell or hold such investment or security, does not address the suitability of an investment or security and should not be relied on as investment advice. Credit ratings are statements of opinions and are not statements of fact.

Moody's® Copyright 2022, Moody's Investors Service, Inc. ("Moody's"). Moody's ratings ("Ratings") are proprietary to Moody's or its affiliates and are protected by copyright and other intellectual property laws. Ratings are licensed to Licensee by Moody's. RATINGS MAY NOT BE COPIED OR OTHERWISE REPRODUCED, REPACKAGED, FURTHER TRANSMITTED, TRANSFERRED, DISSEMINATED, REDISTRIBUTED OR RESOLD, OR STORED FOR SUBSEQUENT USE FOR ANY SUCH PURPOSE, IN WHOLE OR IN PART, IN ANY FORM OR MANNER OR BY ANY MEANS WHATSOEVER, BY ANY PERSON WITHOUT MOODY'S PRIOR WRITTEN CONSENT. Moody's® is a registered trademark.

Description	Symbol/Cusip Account Type	Quantity	Estimated Price on 01/31/23	Estimated Current Market Value	Estimated Annual Income	Original/Adjusted Cost Basis	Unrealized Gain (Loss)
-------------	------------------------------	----------	-----------------------------------	--------------------------------------	----------------------------	---------------------------------	---------------------------

CDs

Certificates of Deposit (CDs), including Market Indexed CDs and Market Linked CDs (collectively, MCDs) are generally shown at estimated market prices based upon a matrix or model pricing method that may not represent the actual price if sold prior to maturity. However, CDs and MCDs may be shown at face value for up to seven calendar days from date of issue if estimated market prices have not been received from a third party pricing vendor. The actual value of CDs and MCDs may be different from their purchase price. CDs and MCDs are subject to interest rate risk. The estimated market price reflected for MCDs may not be based on the actual closing value of the linked market index on the final maturity date and the market value of MCDs may not correspond directly to increases or decreases in the underlying linked market index. You may sell CDs or MCDs in the secondary market subject to market conditions. The secondary market for CDs and MCDs is generally illiquid. If sold prior to maturity, the value of MCDs may be less than the purchase amount or face value. The sale or redemption of any fixed income security prior to maturity may result in a substantial gain or loss, and an early withdrawal penalty may apply. Certain MCDs may only be redeemed on pre-specified liquidation dates and may have call features that allow the issuer to call the MCD prior to maturity. Certain Step Rate CDs are also subject to reinvestment risk if call provisions are exercised by the issuer and if a CD with a comparable rate is not available.

See sales materials or contact your broker/dealer for additional information.

FLAGSTAR BK FSB TROY MICH CD 0.300000%	649447UHO	249,000	\$0.963	\$239,787.00	\$747.00	\$249,000.00	
12/11/2023 FDIC INSURED	CASH						
CPN PMT SEMI-ANNUAL							
ON JUN 11, DEC 11							
Next Interest Payable: 06/11/23							

Fifth Third Securities, Inc.

Account carried with National Financial Services LLC, Member
NYSE, SIPC

MN_CEBNLRPCBBLXJQW_BBBBB 20230131

Statement for the Period January 1, 2023 to January 31, 2023

MEDINA CITY SCHOOLS - Corporation
Account Number: [REDACTED]



FIXED INCOME *continued*

Description	Symbol/Cusip Account Type	Quantity	Estimated Price on 01/31/23	Estimated Current Market Value	Estimated Annual Income	Original/Adjusted Cost Basis	Unrealized Gain (Loss)
FLAGSTAR BK FSB TROY MICH CD 0.30000%	649447UH0	<i>continued</i>					
Estimated Yield 0.31%							
Accrued Interest \$106.42							
Average Unit Cost \$1.00							
Client Investment \$249,000.00							
Adjusted Cost Basis						\$249,000.00 D	(\$9,213.00)
MORGAN STANLEY BK N A CD 0.35000%	61765QQ28	249,000	\$0.96078	\$239,234.22	\$871.50	\$249,000.00	
01/08/2024 FDIC INSURED	CASH						
CPN PMT QUARTERLY							
ON OCT 08, JAN 08, APR 08, JUL 08							
Next Interest Payable: 04/08/23							
STEP COUPON							
RESET FREQUENCY TERM MODE							
NEXT RESET 07/08/2023 @ 0.50000							
Estimated Yield 0.36%							
Accrued Interest \$54.92							
Average Unit Cost \$1.00							
Client Investment \$249,000.00							
Adjusted Cost Basis						\$249,000.00 D	(\$9,765.78)
CFBANK FAIRLAWN OH CD 2.80000%	15721UCY3	235,000	\$0.97877	\$230,010.95	\$6,580.00	\$235,000.00	
03/15/2024 FDIC INSURED	CASH						
CPN PMT MONTHLY							
Next Interest Payable: 02/15/23							
Estimated Yield 2.86%							
Accrued Interest \$306.47							
Average Unit Cost \$1.00							
Client Investment \$235,000.00							
Adjusted Cost Basis						\$235,000.00 D	(\$4,989.05)
FIRST ST BK BUXTON ND CD 2.40000%	31860PAL2	245,000	\$0.96998	\$237,645.10	\$5,880.00	\$245,000.00	
05/30/2024 FDIC INSURED	CASH						
CPN PMT MONTHLY							
Next Interest Payable: 02/28/23							
Estimated Yield 2.47%							
Accrued Interest \$32.22							
Average Unit Cost \$1.00							
Client Investment \$245,000.00							
Adjusted Cost Basis						\$245,000.00 D	(\$7,354.90)
STATE BK REESEVILLE WIS CD 2.25000%	856487AX1	240,000	\$0.96618	\$231,883.20	\$5,400.00	\$240,000.00	

Fifth Third Securities, Inc.

Account carried with National Financial Services LLC, Member
NYSE, SIPC

MN_CEBNLRPCBBLXJQW_BBBB 20230131

Statement for the Period January 1, 2023 to January 31, 2023

MEDINA CITY SCHOOLS - Corporation
Account Number: [REDACTED]



FIXED INCOME *continued*

Description	Symbol/Cusip Account Type	Quantity	Estimated Price on 01/31/23	Estimated Current Market Value	Estimated Annual Income	Original/Adjusted Cost Basis	Unrealized Gain (Loss)
STATE BK REESEVILLE WIS CD 2.25000%	856487AX1	<i>continued</i>					
06/28/2024 FDIC INSURED	CASH						
CPN PMT MONTHLY							
Next Interest Payable: 02/28/23							
Estimated Yield 2.32%							
Accrued Interest \$59.18							
Average Unit Cost \$1.00							
Client Investment \$240,000.00							
Adjusted Cost Basis						\$240,000.00 D	(\$8,116.80)
RAYMOND JAMES BK NATL ASSN CD 2.00000%	75472RAE1	245,000	\$0.95955	\$235,089.75	\$4,900.00	\$245,000.00	
08/23/2024 FDIC INSURED	CASH						
CPN PMT SEMI-ANNUAL							
ON FEB 23, AUG 23							
Next Interest Payable: 02/23/23							
Estimated Yield 2.08%							
Accrued Interest \$2174.79							
Average Unit Cost \$1.00							
Client Investment \$245,000.00							
Adjusted Cost Basis						\$245,000.00 D	(\$9,910.25)
Total CDs		1,463,000		\$1,413,650.22	\$24,378.50	\$1,463,000.00	(\$49,349.78)
Municipal Bonds							
COLUMBUS OHIO ST CMNTY COLLEGE 00.56700%	19954VAJ6	460,000	\$93.222	\$428,821.20	\$2,608.20	\$453,645.40	
12/01/2024 TAXABLE FACS CONSTR IMPT GO	CASH						
UNLTD TAX BDS SER. 2020 B							
UNLIMITED GEN OBLIG							
MOODY'S Aa1 /S&P AA							
CPN PMT SEMI-ANNUAL							
ON JUN 01, DEC 01							
Next Interest Payable: 06/01/23							
Accrued Interest \$434.70							
Average Unit Cost \$98.62							
Client Investment \$453,645.40							
Adjusted Cost Basis						\$453,645.40 D	(\$24,824.20)
Unrealized Market Discount Income	\$191.67 Q						
CENTERVILLE OHIO CITY SCH DIST 00.81900%	152239JX8	250,000	\$90.869	\$227,172.50	\$2,047.50	\$250,772.50	
12/01/2025 TAXABLE UNLTD TAX GO IMPT REF	CASH						
BDS SER. 2020							

Fifth Third Securities, Inc.

Account carried with National Financial Services LLC. Member
NYSE, SIPC

MN_CEBNLRPCBBLXJQW_BBBBB 20230131

Statement for the Period January 1, 2023 to January 31, 2023

MEDINA CITY SCHOOLS - Corporation
Account Number: [REDACTED]



FIXED INCOME *continued*

Description	Symbol/Cusip Account Type	Quantity	Estimated Price on 01/31/23	Estimated Current Market Value	Estimated Annual Income	Original/Adjusted Cost Basis	Unrealized Gain (Loss)
CENTERVILLE OHIO CITY SCH DIST 00.81900%	152239JX8	<i>continued</i>					
UNLIMITED GEN OBLIG							
MOODY'S Aa1							
CPN PMT SEMI-ANNUAL							
ON DEC 01, JUN 01							
Next Interest Payable: 06/01/23							
Accrued Interest \$341.25							
Average Unit Cost \$100.19							
Client Investment \$250,772.50							
Adjusted Cost Basis						\$250,482.35 D	(\$23,309.85)
FRANKLIN CNTY OHIO TAXABLE GO LTD TAX	3531727W3	1,400,000	\$89.707	\$1,255,898.00	\$11,900.00	\$1,400,000.00	
00.85000% 06/01/2026 VAR PURP REF BDS	CASH						
SER. 2021 B							
LIMITED GEN OBLIG							
MOODY'S Aaa /S&P AAA							
CPN PMT SEMI-ANNUAL							
ON DEC 01, JUN 01							
Next Interest Payable: 06/01/23							
Accrued Interest \$1983.33							
Average Unit Cost \$100.00							
Client Investment \$1,400,000.00							
Adjusted Cost Basis						\$1,400,000.00 D	(\$144,102.00)
Total Municipal Bonds		2,110,000		\$1,911,891.70	\$16,555.70	\$2,104,127.75	(\$192,236.05)
U.S. Treasury / Agency Securities							
FEDERAL NATL MTG ASSN NOTE 0.42000%	3135G06E8	275,000	\$93.035	\$255,846.25	\$1,155.00	\$274,835.00	
11/18/2024	CASH						
MOODY'S Aaa /S&P AA+							
CPN PMT SEMI-ANNUAL							
ON MAY 18, NOV 18							
Next Interest Payable: 05/18/23							
CALLABLE ON 02/18/2023 @ 100.0000							
Accrued Interest \$234.21							
Average Unit Cost \$99.94							
Client Investment \$274,835.00							
Adjusted Cost Basis						\$274,835.00 D	(\$18,988.75)
FEDERAL HOME LOAN BA SER HR-9025	3130AQRN5	1,000,000	\$95.075	\$950,750.00	\$11,500.00	\$994,230.00	
1.15000% 02/18/2025	CASH						

Fifth Third Securities, Inc.

Account carried with National Financial Services LLC, Member
NYSE, SIPC

MN_CEBNLRPCBBLXJQW_BB888 20230131

Statement for the Period January 1, 2023 to January 31, 2023

MEDINA CITY SCHOOLS - Corporation

Account Number: [REDACTED]



**Fifth Third
Securities**

FIXED INCOME *continued*

Description	Symbol/Cusip Account Type	Quantity	Estimated Price on 01/31/23	Estimated Current Market Value	Estimated Annual Income	Original/Adjusted Cost Basis	Unrealized Gain (Loss)
FEDERAL HOME LOAN BA SER HR-9025	3130AQRN5	<i>continued</i>					
MOODY'S Aaa /S&P AA+							
CPN PMT SEMI-ANNUAL							
ON AUG 18, FEB 18							
Next Interest Payable: 02/18/23							
CALLABLE ON 02/18/2023 @ 100.0000							
STEP COUPON							
RESET FREQUENCY TERM MODE							
NEXT RESET 08/18/2023 @ 2.15000							
Accrued Interest \$5206.94							
Average Unit Cost \$99.42							
Client Investment \$994,230.00							
Adjusted Cost Basis						\$994,230.00 D	(\$43,480.00)
FEDERAL FARM CR BKS BOND 0.53000%	3133EMFC1	1,000,000	\$91.335	\$913,350.00	\$5,300.00	\$998,500.00	
07/29/2025	CASH						
MOODY'S Aaa /S&P AA+							
CPN PMT SEMI-ANNUAL							
ON JAN 29, JUL 29							
Next Interest Payable: 07/29/23							
CONTINUOUSLY CALLABLE FROM 10/29/2021							
CALLABLE ON 02/06/2023 @ 100.0000							
Accrued Interest \$29.44							
Average Unit Cost \$99.85							
Client Investment \$998,500.00							
Adjusted Cost Basis						\$998,500.00 D	(\$85,150.00)
FEDERAL FARM CR BKS BOND 0.61000%	3133EL4W1	1,000,000	\$91.357	\$913,570.00	\$6,100.00	\$1,000,000.00	
08/25/2025	CASH						
MOODY'S Aaa /S&P AA+							
CPN PMT SEMI-ANNUAL							
ON FEB 25, AUG 25							
Next Interest Payable: 02/25/23							
CONTINUOUSLY CALLABLE FROM 02/25/2021							
CALLABLE ON 02/06/2023 @ 100.0000							
Accrued Interest \$2643.33							
Average Unit Cost \$100.00							
Client Investment \$1,000,000.00							
Adjusted Cost Basis						\$1,000,000.00 D	(\$86,430.00)
FEDERAL HOME LOAN BA SER L7-2026	3130ALVT8	1,000,000	\$91.913	\$919,130.00	\$5,000.00	\$1,000,000.00	

Fifth Third Securities, Inc.

Account carried with National Financial Services LLC, Member
NYSE, SIPC

MN_CEBNLRPCBBLXJQW_BBBBB 20230131

Statement for the Period January 1, 2023 to January 31, 2023

MEDINA CITY SCHOOLS - Corporation
Account Number: [REDACTED]



FIXED INCOME *continued*

Description	Symbol/Cusip Account Type	Quantity	Estimated Price on 01/31/23	Estimated Current Market Value	Estimated Annual Income	Original/Adjusted Cost Basis	Unrealized Gain (Loss)
FEDERAL HOME LOAN BA SER L7-2026 0.50000% 04/14/2026 MOODY'S Aaa /S&P AA+ CPN PMT SEMI-ANNUAL ON OCT 14, APR 14 Next Interest Payable: 04/14/23 CALLABLE ON 04/14/2023 @ 100.0000 STEP COUPON RESET FREQUENCY TERM MODE NEXT RESET 04/14/2023 Accrued Interest \$1486.11 Average Unit Cost \$100.00 Client Investment \$1,000,000.00 Adjusted Cost Basis	3130ALVT8 CASH	<i>continued</i>				\$1,000,000.00 D	(\$80,870.00)
FEDERAL HOME LOAN BA SER TX-9026 0.70000% 09/30/2026 MOODY'S Aaa /S&P AA+ CPN PMT SEMI-ANNUAL ON MAR 30, SEP 30 Next Interest Payable: 03/30/23 CALLABLE ON 03/30/2023 @ 100.0000 STEP COUPON RESET FREQUENCY TERM MODE NEXT RESET 03/30/2023 @ 0.75000 Accrued Interest \$1633.33 Average Unit Cost \$99.86 Client Investment \$698,999.00 Adjusted Cost Basis	3130ANZM5 CASH	700,000	\$90.383	\$632,681.00	\$4,900.00	\$698,999.00 D	(\$66,318.00)
Total U.S. Treasury / Agency Securities		4,975,000		\$4,585,327.25	\$33,955.00	\$4,966,564.00	(\$381,236.75)
Total Fixed Income		8,548,000		\$7,910,869.17	\$74,889.20	\$8,533,691.75	(\$622,822.58)
Total Fixed Income Client Investment	\$8,533,981.90						
Total Securities				\$7,910,869.17	\$74,889.20	\$8,533,691.75	(\$622,822.58)
TOTAL PORTFOLIO VALUE				\$7,910,869.17	\$74,889.20	\$8,533,691.75	(\$622,822.58)

Fifth Third Securities, Inc.

MN_CEBNLRPCBBLXJQW_BBBBB 20230131

Account carried with National Financial Services LLC, Member
NYSE, SIPC

Statement for the Period January 1, 2023 to January 31, 2023

MEDINA CITY SCHOOLS - Corporation
Account Number: [REDACTED]



TOTAL CLIENT INVESTMENT **\$8,533,981.90**

Activity

NFS-provided cost basis, realized gain (loss) and holding period information may not reflect all adjustments necessary for tax purposes. Please refer to Footnotes and Cost Basis Information at the end of this statement for more information.

PURCHASES, SALES, AND REDEMPTIONS

Settlement Date	Account Type	Transaction	Description	Quantity	Amount	Total Cost Basis	Realized Gain (Loss)
Securities Sold							
01/06/23	CASH	YOU SOLD	EVERGREEN BK GROUP ILL CD 1.05000% 04/17/2023 SOLICITED ORDER CORRECTED CONFIRM @ 98.515 LT Loss \$3,415.50 Accrued Interest: \$145.56 Adjusted Cost Basis	(230,000)	\$226,730.06	\$230,000.00	
						\$230,000.00	D (\$3,415.50)
01/06/23	CASH	CANCELLED SELL	EVERGREEN BK GROUP ILL CD 1.05000% 04/17/2023 SOLICITED ORDER CANCELLED TRADE @ 98.515 Accrued Interest: \$155.05	245,000	(\$241,516.80)		
01/06/23	CASH	YOU SOLD	EVERGREEN BK GROUP ILL CD 1.05000% 04/17/2023 SOLICITED ORDER @ 98.515 Accrued Interest: \$155.05	(245,000)	\$241,516.80		
01/06/23	CASH	YOU SOLD	FIRST SOURCE BK SOUTH BEND IND CD 1.35000% 06/03/2023 SOLICITED ORDER @ 97.525 LT Loss \$5,370.75 Accrued Interest: \$762.47 Adjusted Cost Basis	(217,000)	\$212,391.72	\$217,000.00	
						\$217,000.00	D (\$5,370.75)
Total Securities Sold					\$439,121.78		

Fifth Third Securities, Inc.

MN_CEBNLRPCBBLXJQW_BBBBB 20230131

Account carried with National Financial Services LLC, Member
NYSE, SIPC

Statement for the Period January 1, 2023 to January 31, 2023

MEDINA CITY SCHOOLS - Corporation
Account Number: [REDACTED]



ACTIVITY > CORE FUND ACTIVITY

For more information about the operation of your core account, please refer to your Customer Agreement.

Settlement Date	Account Type	Transaction	Description	Quantity	Amount
01/03/23	CASH	YOU BOUGHT	FEDERATED HERMES GOVT OBLIGATIONS IS @ 1	2,711.71	(\$2,711.71)
01/06/23	CASH	YOU SOLD	FEDERATED HERMES GOVT OBLIGATIONS IS @ 1	(1,063,279.74)	\$1,063,279.74
01/09/23	CASH	YOU BOUGHT	FEDERATED HERMES GOVT OBLIGATIONS IS @ 1	219.67	(\$219.67)
01/17/23	CASH	YOU BOUGHT	FEDERATED HERMES GOVT OBLIGATIONS IS @ 1	545.47	(\$545.47)
01/23/23	CASH	YOU SOLD	FEDERATED HERMES GOVT OBLIGATIONS IS @ 1	(3,476.81)	\$3,476.81
01/24/23	CASH	YOU BOUGHT	FEDERATED HERMES GOVT OBLIGATIONS IS @ 1	3,490.19	(\$3,490.19)
01/30/23	CASH	YOU BOUGHT	FEDERATED HERMES GOVT OBLIGATIONS IS @ 1	3,608.03	(\$3,608.03)
01/31/23	CASH	YOU SOLD	FEDERATED HERMES GOVT OBLIGATIONS IS @ 1	(7,098.22)	\$7,098.22
TOTAL CORE FUND ACTIVITY					\$1,063,279.70

ACTIVITY > ADDITIONS AND WITHDRAWALS > OTHER ADDITIONS AND WITHDRAWALS

Date	Account Type	Transaction	Description	Quantity	Amount
Other Additions and Withdrawals					
01/06/23	CASH	WIRE TRANS TO BANK	WD68236391 THE HUNTINGTON NATIONAL BANK [REDACTED]		(\$1,502,401.52)

Fifth Third Securities, Inc.

MN_CEBNLRPCBBLXJQW_BBBBB 20230131

Account carried with National Financial Services LLC, Member
NYSE, SIPC

Statement for the Period January 1, 2023 to January 31, 2023

MEDINA CITY SCHOOLS - Corporation

Account Number: [REDACTED]



ACTIVITY > ADDITIONS AND WITHDRAWALS > OTHER ADDITIONS AND WITHDRAWALS *continued*

Date	Account Type	Transaction	Description	Quantity	Amount
01/15/23	CASH	INTEREST CHARGED	EVERGREEN BK GROUP ILL CD 1.05000% 04/17/2023		(\$13.38)
01/15/23	CASH	ADJUST INT CHARGE	EVERGREEN BK GROUP ILL CD 1.05000% 04/17/2023		\$13.38
01/31/23	CASH	WIRE TRANS TO BANK	WD68435637 THE HUNTINGTON NATIONAL BANK [REDACTED]		(\$7,098.22)
Total Other Additions and Withdrawals					(\$1,509,499.74)
TOTAL ADDITIONS AND WITHDRAWALS					(\$1,509,499.74)

ACTIVITY > INCOME > TAXABLE INCOME

Settlement Date	Account Type	Transaction	Description	Quantity	Amount
Taxable Dividends					
12/30/22	CASH	DIVIDEND RECEIVED	FEDERATED HERMES GOVT OBLIGATIONS IS DIVIDEND RECEIVED		\$2,711.71
Total Taxable Dividends					\$2,711.71
Taxable Interest					
01/09/23	CASH	INTEREST	MORGAN STANLEY BK N A CD 0.35000% 01/08/2024		\$219.67
01/15/23	CASH	INTEREST	CFBANK FAIRLAWN OH CD 2.80000% 03/15/2024		\$558.85
01/28/23	CASH	INTEREST	STATE BK REESEVILLE WIS CD 2.25000% 06/28/2024		\$458.63
01/30/23	CASH	INTEREST	FEDERAL FARM CR BKS BOND 0.53000% 07/29/2025		\$2,650.00
01/30/23	CASH	INTEREST	FIRST ST BK BUXTON ND CD 2.40000% 05/30/2024		\$499.40

Fifth Third Securities, Inc.

MN_CEBNLRPCBBLXJQW_BBBBB 20230131

Account carried with National Financial Services LLC, Member
NYSE, SIPC

Statement for the Period January 1, 2023 to January 31, 2023

MEDINA CITY SCHOOLS - Corporation

Account Number: [REDACTED]



ACTIVITY > INCOME > TAXABLE INCOME *continued*

Settlement Date	Account Type	Transaction	Description	Quantity	Amount
		Corporate Accrued Interest Earned			\$908.03
Total Taxable Interest					\$5,294.58
Total Taxable Income					\$8,006.29
TOTAL INCOME					\$8,006.29

Footnotes and Cost Basis Information

Amortization, accretion and similar adjustments to cost basis have been provided for many fixed income securities (and some bond-like equities), however, they are not provided for certain types, such as short-term instruments, Unit Investment Trusts, foreign fixed income securities, or those that are subject to early prepayment of principal (pay downs). Where current year premium or acquisition premium amortization is provided, the prior years' cumulative amortization is reflected in the adjusted cost basis, but we cannot provide a breakdown or the total of such prior amortization amounts.

NFS is required to report certain cost basis and related information to the IRS on the Form 1099-B. Your official 1099-B forms for certain transactions will reflect which lots have been sold for tax purposes. To apply a specific identification cost basis method to 1099-B reporting, appropriate instructions must be on file with NFS or be received by NFS before the trade has settled. Absent such instructions, NFS determines cost basis at the time of sale based on its default methods of average cost for open-end mutual funds and first-in, first-out (FIFO) for all other (including ETFs) unless your broker dealer has elected to use another default method. NFS applies FIFO (or other disposal method, if applicable) based on its records, which may be different from yours. For transactions that are not subject to 1099-B cost basis reporting, you should refer to your trade confirmations and other applicable records to determine which lots were considered sold for tax purposes.

While NFS must meet IRS requirements with respect to certain information required to be reported to the IRS, NFS-provided cost basis, realized gain and loss, and holding period information may not reflect all adjustments necessary for your tax reporting purposes. NFS makes no warranties with respect to and specifically disclaims any liability arising out of a customer's use of, or any tax position taken in reliance upon, such information.

For investments in partnerships, NFS does not make any adjustments to cost basis information as the calculation of basis in such investments requires supplemental information from the partnership on its income and distributions during the period you held your investment. Partnerships usually provide this additional information on a Form K-1 issued by April 15th of the following year.

Consult your tax advisor for further information.

Cost basis and gain/loss information is provided as a service to corporate accounts. The information listed in the year-to-date gain/loss summary section is based on a calendar year (January - December). If your business/entity has a fiscal year end other than December 31st for tax purposes, the year-to-date information will not apply. If you have questions about your tax situation, consult your tax advisor.

D - Adjusted cost basis reflects any cumulative original issue discount, premium, or acquisition premium, and it assumes such amounts were amortized by the taxpayer over the life of the security from acquisition date through disposition date. For securities still held, maturity date was used instead of disposition date. Premium amortization was calculated using the yield-to-maturity method. Acquisition premium was calculated using the ratable accrual method. If applicable, adjusted cost basis reflects market discount accretion which was calculated using the straight-line method and was recognized at disposition date. Gain/loss displayed for this transaction was based on cost basis as adjusted for premium and discount as stated above and does not reflect any losses disallowed because of wash sales (if applicable). The adjusted cost basis may not reflect all adjustments necessary for tax reporting purposes and may also not apply if you are using an alternative amortization

Fifth Third Securities, Inc.

Account carried with National Financial Services LLC. Member
NYSE, SIPC

MN_CEBNLRPCBBLXJQW_BBBB 20230131

Brokerage
Account Statement

January 1, 2023 - January 31, 2023

Account Number: [REDACTED]

MEDINA CITY SCHOOLS
739 WEYMOUTH RD
MEDINA OH 44256-2037**Portfolio at a Glance**

	This Period
BEGINNING ACCOUNT VALUE	\$15,362,810.30
Withdrawals (Cash & Securities)	-1,831,299.61
Dividends, Interest and Other Income	17,285.20
Net Change in Portfolio¹	22,000.71
ENDING ACCOUNT VALUE	\$13,570,796.60
Estimated Annual Income	\$205,314.00

¹ Net Change in Portfolio is the difference between the ending account value and beginning account value after activity.**Asset Summary**

Percent	Asset Type	Last Period	This Period
1%	Cash, Money Funds, and Bank Deposits	534.70	6,308.71
99%	Fixed Income	15,362,275.60	13,564,487.89
100%	Account Total	\$15,362,810.30	\$13,570,796.60

Please review your allocation periodically with your Account Executive.

Client Service Information**Your Account Executive:** ATT
ANDREW CARDINALI**Contact Information**
E-Mail: customerservice@mbssecurities.com**Client Service Information**
Service Hours: Weekdays 09:00 a.m. - 05:00 p.m. (EST)
Client Service Telephone Number: (800) 967-9045
Web Site: WWW.MBSSECURITIES.COM

Your Account Information

INVESTMENT OBJECTIVE

Investment Objective: NONE SPECIFIED

Please discuss your investment objective with your Account Executive.

TAX LOT DEFAULT DISPOSITION METHOD

Default Method for Mutual Funds:

First In First Out

Default Method for Stocks in a Dividend Reinvestment Plan:

First In First Out

Default Method for all Other Securities:

First In First Out

BOND AMORTIZATION ELECTIONS

Amortize premium on taxable bonds based on Constant Yield Method: Yes

Accrual market discount method for all other bond types:

Constant Yield Method

Include market discount in income annually:

No

ELECTRONIC DELIVERY

Your electronic delivery selections for account communications are listed below:

Electronic Delivery

Enrollment Communication

- ☒ Statements and Reports
- ☒ Trade Confirmations
- ☒ Tax Documents
- ☒ Notifications
- ☒ Prospectus
- ☒ Proxy/Shareholder Communications

You have not enrolled any of the above documents for electronic delivery. Please log in to your account or contact your Account Executive to make any changes to your electronic delivery preferences.

Income and Expense Summary

	Current Period		Year-to-Date	
	Taxable	Non Taxable	Taxable	Non Taxable
Interest Income				
Bond Interest	17,285.20	0.00	17,285.20	0.00
Total Income	\$17,285.20	\$0.00	\$17,285.20	\$0.00

Accrued Interest Summary

	Current Period		Year-to-Date	
	Taxable	Non Taxable	Taxable	Non Taxable
Accrued Interest Received				
Certificates of Deposit	2,920.82	0.00	2,920.82	0.00
Total Accrued Interest Received	\$2,920.82	\$0.00	\$2,920.82	\$0.00



January 1, 2023 - January 31, 2023
MEDINA CITY SCHOOLS

Portfolio Holdings

Description	Quantity	Opening Balance	Closing Balance	Accrued Income	30-Day Yield
CASH, MONEY FUNDS AND BANK DEPOSITS 1.00% of Portfolio					
Cash Balance		534.70	6,308.71		
TOTAL CASH, MONEY FUNDS AND BANK DEPOSITS		\$534.70	\$6,308.71	\$0.00	

Description	Quantity	Market Price	Market Value	Accrued Interest	Estimated Annual Income	Estimated Yield
FIXED INCOME 99.00% of Portfolio (In Maturity Date Sequence)						
Certificates of Deposit						
EAGLEBANK BETHESDA MD CTF DEP 1.650% 03/06/23 DTD 03/06/20 ACT/365 1ST CPN DTE 04/06/20 Security Identifier: 27002YEV4	248,000.0000	99.7470	247,372.56	280.27	4,092.00	1.65%
LIVE OAK BKG CO WILMINGTON N C CTF DEP 1.550% 03/06/23 DTD 03/06/20 ACT/365 Security Identifier: 538036JZ8	100,000.0000	99.7370	99,737.00	127.40	1,550.00	1.55%
BANKUNITED NATL ASSN MIAMI LAKES FL CTF DEP 0.250% 03/20/23 B/E DTD 03/19/21 ACT/365 Security Identifier: 066519QQ5	248,000.0000	99.4430	246,618.64	20.38	620.00	0.25%
MAINSTREET BK FAIRFAX VA CTF DEP ACT/365 0.200% 03/29/23 B/E DTD 03/29/21 ACT/365 Security Identifier: 56065GAL2	248,000.0000	99.3140	246,298.72	2.72	496.00	0.20%
AMERICAN EXPRESS NATL BK BROKERED INTL CTF DEP PROGRAM INSTL CTF DEP 1.450% 03/31/23 B/E DTD 03/31/20 Security Identifier: 02589AB50	248,000.0000	99.5240	246,819.52	1,211.80	3,596.00	1.45%
BANK LEUMI USA NEW YORK N Y CTF DEP 1.450% 03/31/23 B/E DTD 03/31/20 ACT/365 1ST CPN DTE 09/30/20 Security Identifier: 063248KR8	248,000.0000	99.5240	246,819.52	1,211.80	3,596.00	1.45%
NORTHSTAR BK BAD AXE MICH CTF DEP 1.150% 03/31/23 B/E DTD 03/31/20 ACT/365 1ST CPN DTE 04/30/20 Security Identifier: 66704MEQQ	248,000.0000	99.4690	246,683.12	0.00	2,852.00	1.15%
WEBBANK SALT LAKE CITY UTAH CTF DEP 0.200% 05/01/23 B/E DTD 04/30/21 ACT/365 CALLABLE Security Identifier: 947547MS1	246,000.0000	98.9370	243,385.02	125.36	492.00	0.20%
M Y SAFRA BK FSB NEW YORK N Y CTF DEP 0.250% 05/26/23 B/E DTD 11/27/20 ACT/365 CALLABLE Security Identifier: 55406JBL5	248,000.0000	98.6440	244,637.12	110.41	620.00	0.25%

Portfolio Holdings (continued)

Description	Quantity	Market Price	Market Value	Accrued Interest	Estimated Annual Income	Estimated Yield
FIXED INCOME (continued)						
Certificates of Deposit (continued)						
HINGHAM INSTN SVGS MASS CTF DEP 0.200% 06/28/23 B/E DTD 06/28/21 ACT/365 1ST CPN DTE 12/28/21 Security Identifier: 433323EA6	248,000.0000	98.2270	243,602.96	46.20	496.00	0.20%
WEX BK MIDVALE UTAH CTF DEP 0.250% 06/30/23 B/E DTD 06/30/21 ACT/365 1ST CPN DTE 12/30/21 Security Identifier: 92937CKM9	248,000.0000	98.2230	243,593.04	54.36	620.00	0.25%
INDUSTRIAL & COML BK CHINA USA NATL ASSN N Y 0.250% 07/21/23 B/E DTD 07/22/21 ACT/365 Security Identifier: 45581ECL3	246,000.0000	97.9690	241,003.74	15.16	615.00	0.25%
GOLDMAN SACHS BK USA NEW YORK CTF DEP 0.250% 08/07/23 DTD 05/05/21 ACT/365 CALLABLE 02/05/23 Security Identifier: 38149MWB5	246,000.0000	97.7530	240,472.38	43.81	615.00	0.25%
LIVE OAK BKG CO WILMINGTON N C CTF DEP 1.600% 09/06/23 DTD 03/06/20 ACT/365 Security Identifier: 538036KB9	147,000.0000	98.1940	144,345.18	193.32	2,352.00	1.62%
SYNCHRONY BK RETAIL CTF DEP FIDELITY INSTL CTF DEP 0.350% 09/11/23 DTD 09/10/21 ACT/365 Security Identifier: 87165FZV9	248,000.0000	97.4430	241,658.64	340.07	868.00	0.35%
BANK HAPOLIM B M NEW YORK BRH CTF DEP 0.300% 09/14/23 B/E DTD 09/14/20 ACT/365 1ST CPN DTE 03/14/21 Security Identifier: 06251A2E9	246,000.0000	97.3770	239,547.42	281.05	738.00	0.30%
JPMORGAN CHASE BK NA COLUMBUS OHIO CTF DEP 1.400% 09/29/23 B/E DTD 03/31/22 ACT/365 Security Identifier: 48128WMR3	248,000.0000	97.8640	242,702.72	1,170.02	3,472.00	1.43%
MORGAN STANLEY BK N A MKT LKD INSTL CTF DEP PROGRAM 1.400% 09/29/23 B/E DTD 03/31/22 ACT/365 Security Identifier: 61773TDC4	248,000.0000	97.8990	242,789.52	1,179.53	3,472.00	1.43%
BANKWEST INC PIERRE S D CTF DEP 1.250% 10/24/23 B/E DTD 04/24/20 ACT/365 1ST CPN DTE 05/15/20 Security Identifier: 06652CHH7	248,000.0000	97.5230	241,857.04	135.89	3,100.00	1.28%
NEW YORK CMNTY BK WESTBURY NEW YORK CTF DEP 0.300% 11/09/23 B/E DTD 11/09/20 ACT/365 Security Identifier: 649447UE7	248,000.0000	96.6990	239,813.52	169.18	744.00	0.31%
UBS BK USA SALT LAKE CITY UT CTF DEP 2.550% 12/18/23 B/E DTD 06/16/22 ACT/365 1ST CPN DTE 07/16/22 Security Identifier: 90348J3V0	248,000.0000	98.1220	243,342.56	259.89	6,324.00	2.59%
BMW BK NORTH AMER SALT LAKE CITY UTAH CTF DEP 0.350% 01/16/24 DTD 07/16/21 ACT/365 Security Identifier: 05580AA95	246,000.0000	95.9210	235,965.66	35.38	861.00	0.36%



January 1, 2023 - January 31, 2023
MEDINA CITY SCHOOLS

Portfolio Holdings (continued)

Description	Quantity	Market Price	Market Value	Accrued Interest	Estimated Annual Income	Estimated Yield
FIXED INCOME (continued)						
Certificates of Deposit (continued)						
DELTA NATL BK & TR CO NEW YORK NY CTF DEP 1.200% 03/04/24 B/E DTD 03/31/20 ACT/365 Security Identifier: 24773RBN4	141,000.0000	96.2530	135,716.73	570.18	1,692.00	1.24%
THIRD FED SVGS & LN ASSN OF CLEVELAND CTF DEP 0.400% 03/15/24 B/E DTD 09/15/21 ACT/365 Security Identifier: 88413QDC9	245,000.0000	95.3200	233,534.00	370.52	980.00	0.41%
PREFERRED BK LOS ANGELES CALIF CTF DEP 1.100% 03/27/24 DTD 03/27/20 ACT/365 Security Identifier: 740367KG1	227,000.0000	95.9050	217,704.35	27.36	2,497.00	1.14%
NICOLET NATL BK GREENBAY WIS CTF DEP 4.000% 03/28/24 B/E DTD 09/28/22 ACT/365 1ST CPN DTE 10/28/22 Security Identifier: 654062KZ0	248,000.0000	99.1620	245,921.76	81.53	9,920.00	4.03%
SECURITY ST BK FARWELL TEX CTF DEP 0.400% 03/28/24 B/E DTD 03/31/21 ACT/365 CALLABLE 01/31/23 Security Identifier: 81500JBG7	248,000.0000	95.0840	235,808.32	0.00	992.00	0.42%
PACIFIC WESTN BK BEVERLY HILLS CALIF CTF DEP 1.300% 04/16/24 B/E DTD 04/16/20 ACT/365 Security Identifier: 69506YRH4	248,000.0000	96.0080	238,099.84	945.12	3,224.00	1.35%
DISCOVER BK GREENWOOD DEL CTF DEP 2.500% 04/29/24 B/E DTD 04/27/22 ACT/365 Security Identifier: 254673B62	248,000.0000	97.3280	241,373.44	1,630.68	6,200.00	2.56%
CENTERSTATE BK FLA NA WINTERHAVEN FL CTF DEP 1.050% 04/30/24 B/E DTD 04/30/20 ACT/365 Security Identifier: 15201QDH7	248,000.0000	95.5880	237,058.24	663.48	2,604.00	1.09%
BMO HARRIS BK NATL ASSN CHICAGO ILL CTF DEP 2.800% 06/10/24 B/E DTD 06/10/22 ACT/365 Security Identifier: 05600XFU9	248,000.0000	97.4860	241,765.28	989.28	6,944.00	2.87%
LINCOLN SVGS BK REINBECK IOWA CTF DEP CT/365 0.600% 06/24/24 B/E DTD 06/24/20 ACT/365 Security Identifier: 534732AV4	248,000.0000	94.4250	234,174.00	28.54	1,488.00	0.63%
FIRST KEYSTONE CMNTY BK BERWICK PA CTF DEP 0.600% 06/28/24 B/E DTD 06/30/20 ACT/365 Security Identifier: 32065RAK1	248,000.0000	94.3610	234,015.28	4.08	1,488.00	0.63%

Portfolio Holdings (continued)

Description	Quantity	Market Price	Market Value	Accrued Interest	Estimated Annual Income	Estimated Yield
FIXED INCOME (continued)						
Certificates of Deposit (continued)						
FLAGSTAR BK FSB TROY MICH CTF DEP 0.500% 07/17/24 B/E DTD 07/17/20 ACT/365 1ST CPN DTE 01/17/21 Security Identifier: 33847E3V7	248,000.0000	94.0990	233,365.52	47.56	1,240.00	0.53%
TOYOTA FINL SVGS BK HEND NV CTF DEP 0.600% 08/12/24 B/E DTD 08/12/21 ACT/365 1ST CPN DTE 02/12/22 Security Identifier: 89235MLG4	248,000.0000	93.9820	233,075.36	701.19	1,488.00	0.63%
PACIFIC PREMIER BK IRVINE CALIF CTF DEP 3.450% 09/09/24 B/E DTD 09/09/22 ACT/365 1ST CPN DTE 03/09/23 Security Identifier: 69478QGQ7	248,000.0000	98.0740	243,223.52	3,375.52	8,556.00	3.51%
WELLS FARGO BK N A SIOUX FALLS S D CTF DEP 4.500% 10/21/24 B/E DTD 10/21/22 ACT/365 Security Identifier: 9497632V7	248,000.0000	99.6660	247,171.68	305.75	11,160.00	4.51%
INSTITUTION FOR SVGS IN NEWBURYPORT & ITS VIC MA CTF DEP 0.700% 10/28/24 B/E DTD 10/28/21 ACT/365 Security Identifier: 45780PBBO	249,000.0000	93.2920	232,297.08	14.33	1,743.00	0.75%
CFG CMNTY BK LUTHERVILLE MD CTF DEP 3.400% 12/31/24 B/E DTD 07/22/22 ACT/365 Security Identifier: 12527CEX6	248,000.0000	97.6540	242,181.92	207.91	8,432.00	3.48%
BURKE & HERBERT BK & TR CO ALEXANDRIA VA CTF DEP 3.450% 02/05/25 B/E DTD 08/05/22 ACT/365 Security Identifier: 121331AN2	248,000.0000	97.6400	242,147.20	609.47	8,556.00	3.53%
SAFRA NATL BK NEW YORK CTF DEP INSTL CTF DEP 2.000% 03/24/25 B/E DTD 03/23/22 ACT/365 Security Identifier: 78658RHM6	248,000.0000	94.5950	234,595.60	1,766.58	4,960.00	2.11%
BEAL BK PLANO TEX CTF DEP 2.600% 04/16/25 B/E DTD 04/20/22 ACT/365 1ST CPN DTE 10/20/22 Security Identifier: 07371AN74	246,000.0000	95.6770	235,365.42	1,804.90	6,396.00	2.71%
ALLY BK SANDY UTAH CTF DEP 2.950% 04/28/25 B/E DTD 04/28/22 ACT/365 CALLABLE 02/28/23 Security Identifier: 02007GQG1	246,000.0000	96.3680	237,065.28	1,888.81	7,257.00	3.06%
BARCLAYS BK DEL RETAIL CTF DEP 3A2 INSTL CTF DEP 3.050% 06/02/25 B/E DTD 06/02/22 ACT/365 Security Identifier: 06740KQS9	248,000.0000	96.4410	239,173.68	1,243.40	7,564.00	3.16%
GENERATIONS BK ROGERS ARK CTF DEP 3.400% 08/04/25 B/E DTD 08/03/22 ACT/365 CALLABLE 02/03/23 Security Identifier: 37149CAZO	248,000.0000	97.0120	240,589.76	646.84	8,432.00	3.50%
CAPITAL ONE NATL ASSN MCLEAN VA CTF DEP 3.350% 08/11/25 B/E DTD 08/10/22 ACT/365 Security Identifier: 14042RTP6	248,000.0000	96.8930	240,294.64	3,960.53	8,308.00	3.45%



January 1, 2023 - January 31, 2023
MEDINA CITY SCHOOLS

Portfolio Holdings (continued)

Description	Quantity	Market Price	Market Value	Accrued Interest	Estimated Annual Income	Estimated Yield
FIXED INCOME (continued)						
Certificates of Deposit (continued)						
FIRST ST BK WINCHESTER OHIO CTF DEP 3.500% 09/16/25 B/E DTD 09/16/22 ACT/365 Security Identifier: 33650TAG5	248,000.0000	97.1370	240,899.76	356.71	8,680.00	3.60%
FIRST INTERNET BK FISHERS IND CTF DEP 4.000% 09/29/25 B/E DTD 09/28/22 ACT/365 1ST CPN DTE 10/28/22 Security Identifier: 32056GD00	248,000.0000	98.3450	243,895.60	81.53	9,920.00	4.06%
MORGAN STANLEY PRIVATE BK NATL ASSN INSTL CTF DEP PROGRAM 3.200% 11/28/25 B/E DTD 05/31/22 Security Identifier: 61768U4L8	248,000.0000	96.1430	238,434.64	65.23	7,936.00	3.32%
ROLLSTONE BK & TR FITCHBURG MASS CTF DEP 3.550% 08/23/27 B/E DTD 08/22/22 ACT/365 Security Identifier: 77579AFG6	245,000.0000	95.7430	234,570.35	3,860.26	8,697.50	3.70%
Total Certificates of Deposit	12,004,000.0000		\$11,662,583.85	\$33,261.29	\$199,545.50	
U.S. Government Bonds						
FEDERAL FARM CR BKS CONS SYSTEMWIDE BDS 0.140% 05/18/23 B/E DTD 05/18/21 CALLABLE 02/05/23 @ 100.000 Moody Rating Aaa S & P Rating AA+ Security Identifier: 3133EMZPO	495,000.0000	98.6130	488,134.35	140.53	693.00	0.14%
FEDERAL AGRIC MTG CORP MEDIUM TERM NTS FED 0.260% 09/29/23 B/E DTD 09/29/20 CALLABLE 03/29/23 Security Identifier: 31422BW97	740,000.0000	96.9580	717,489.20	652.02	1,924.00	0.26%
FEDERAL HOME LN MTG CORP MEDIUM TERM NTS FED 0.300% 12/29/23 B/E DTD 09/29/20 CALLABLE 03/29/23 Moody Rating Aaa Security Identifier: 3134GWTY2	248,000.0000	95.9430	237,938.64	66.13	744.00	0.31%
FEDERAL HOME LN BKS CONS BD 0.350% 04/23/24 B/E DTD 06/23/21 CALLABLE 03/23/23 @ 100.000 Moody Rating Aaa S & P Rating AA+ Security Identifier: 3130AMQ08	245,000.0000	94.7970	232,252.65	90.51	857.50	0.36%
FEDERAL HOME LN MTG CORP MEDIUM TERM NTS FED 0.625% 09/15/25 B/E DTD 09/15/20 CALLABLE 09/15/23 Moody Rating Aaa Security Identifier: 3134GWB70	248,000.0000	91.1650	226,089.20	585.56	1,550.00	0.68%
Total U.S. Government Bonds	1,976,000.0000		\$1,901,904.04	\$1,534.75	\$5,768.50	
TOTAL FIXED INCOME	13,980,000.0000		\$13,564,487.89	\$34,796.04	\$205,314.00	

Portfolio Holdings (continued)

	Market Value	Accrued Interest	Estimated Annual Income
Total Portfolio Holdings	\$13,570,796.60	\$34,796.04	\$205,314.00

Portfolio Holdings Disclosures

Pricing

This section includes the net market value of the securities in your account on a settlement date basis, including short positions, at the close of the statement period. The market prices, unless otherwise noted, have been obtained from independent vendor services, which we believe to be reliable. In some cases the pricing vendor may provide prices quoted by a single broker or market maker. Market prices do not constitute a bid or an offer, and may differ from the actual sale price. Securities for which a price is not available are marked "N/A" and are omitted from the Total.

THE AS OF PRICE DATE ONLY APPEARS WHEN THE PRICE DATE DOES NOT EQUAL THE STATEMENT DATE.

Estimated Annual Figures

The estimated annual income (EAI) and estimated annual yield (EAY) figures are estimates and for informational purposes only. These figures are not considered to be a forecast or guarantee of future results. These figures are computed using information from providers believed to be reliable; however, no assurance can be made as to the accuracy. Since interest and dividend rates are subject to change at any time, and may be affected by current and future economic, political, and business conditions, they should not be relied on for making investment, trading, or tax decisions. These figures assume that the position quantities, interest and dividend rates, and prices remain constant. A capital gain or return of principal may be included in the figures for certain securities, thereby overstating them. Refer to www.pershing.com/disclosures for specific details as to formulas used to calculate the figures. Accrued interest represents interest earned but not yet received.

Reinvestment

The dollar amount of Mutual Fund distributions, Money Market Fund dividend income, Bank Deposit interest income, or dividends for other securities shown on your statement may have been reinvested. You will not receive confirmation of these reinvestments. Upon written request to your financial institution, information pertaining to these transactions, including the time of execution and the name of the person from whom your security was purchased, may be obtained. In dividend reinvestment transactions, Pershing acts as your agent and receives payment for order flow.

Option Disclosure

Information with respect to commissions and other charges incurred in connection with the execution of option transactions has been included in confirmations previously furnished to you. A summary of this information is available to you promptly upon your written request directed to your introducing firm. In order to assist your introducing firm in maintaining current background and financial information concerning your option accounts, please promptly advise them in writing of any material change in your investment objectives or financial situation. Expiring options which are valuable are exercised automatically pursuant to the exercise by exception procedure of the Options Clearing Corporation. Additional information regarding this procedure is available upon written request to your introducing firm.

Certificates of Deposit

Certificates of Deposit acquired through the Certificate of Deposit Account Registry Service ("CDARS") and held in your brokerage account are subject to Securities Investor Protection Corporation (SIPC) coverage. Please see additional information about SIPC under Important Information and Disclosures on this statement.

Please be advised that the secondary market for CDs is generally illiquid; the actual value of CDs may be different from their purchase price; and a significant loss of principal could result if your CDs are sold prior to maturity. In the event that the CDs listed above do not indicate a market valuation, an accurate market value could not be determined. In the event that a price is listed above for your CDs, Pershing has obtained a price from sources deemed to be reliable or has priced your CDs using a matrix formula. Prices are estimates and the actual value you may obtain for your CD may be different if you elect to sell your CD in the secondary market.

Foreign Currency Transactions

Pershing will execute foreign currency transactions as principal for your account. Pershing may automatically convert foreign currency to or from U.S. dollars for dividends and similar



January 1, 2023 - January 31, 2023
MEDINA CITY SCHOOLS

Portfolio Holdings Disclosures (continued)

Foreign Currency Transactions (continued)

corporate action transactions unless you instruct your financial organization otherwise. Pershing's currency conversion rate will not exceed the highest interbank conversion rate identified from customary banking sources on the conversion date or the prior business day, increased by up to 1%, unless a particular rate is required by applicable law. Your financial organization may also increase the currency conversion rate. This conversion rate may differ from rates in effect on the date you executed a transaction, incurred a charge, or received a credit. Transactions converted by agents (such as depositories) will be billed at the rates such agents use.

Proxy Vote

Securities not fully paid for in your margin account may be lent by Pershing to itself or others in accordance with the terms outlined in the Margin Agreement. The right to vote your shares held on margin may be reduced by the amount of shares on loan. The Proxy Voting Instruction Form sent to you may reflect a smaller number of shares entitled to vote than the number of shares in your margin account.

Ratings

This statement may contain credit rating information obtained from Standard & Poor's. Reproducing and distributing any information received from Standard & Poor's is not permitted without prior written authorization from Standard & Poor's. Standard & Poor's does not guarantee the accuracy, completeness, timeliness or availability of any information. Standard & Poor's is not responsible for any errors or omissions, regardless of the cause, or for the results of using such content. Standard & Poor's makes no express or implied warranties including warranties of merchantability or fitness for a particular purpose. Standard & Poor's shall not be legally responsible for any fees, costs, expenses or losses in connection with the use of their content. Credit ratings are opinions and not statements of facts; are not recommendations to purchase, hold or sell securities; and do not address suitability for investment purpose. Credit ratings should not be relied upon as investment advice.

Activity Summary (All amounts shown are in base currency)

	Credits This Period	Debits This Period	Net This Period	Credits Year-to-Date	Debits Year-to-Date	Net Year-to-Date
Securities						
Securities Sold	1,573,788.42	0.00	1,573,788.42	1,573,788.42	0.00	1,573,788.42
Total Securities	\$1,573,788.42	\$0.00	\$1,573,788.42	\$1,573,788.42	\$0.00	\$1,573,788.42
Dividends and Interest	\$17,285.20	\$0.00	\$17,285.20	\$17,285.20	\$0.00	\$17,285.20
Distributions	\$246,000.00	\$0.00	\$246,000.00	\$246,000.00	\$0.00	\$246,000.00
Cash						
Withdrawals	0.00	-1,831,299.61	-1,831,299.61	0.00	-1,831,299.61	-1,831,299.61
Total Cash	\$0.00	-\$1,831,299.61	-\$1,831,299.61	\$0.00	-\$1,831,299.61	-\$1,831,299.61
Totals	\$1,837,073.62	-\$1,831,299.61	\$5,774.01	\$1,837,073.62	-\$1,831,299.61	\$5,774.01

Transactions by Type of Activity

Process/ Settlement Date	Trade/ Transaction Date	Activity Type	Description	Quantity	Price	Accrued Interest	Amount	Currency
Securities Bought and Sold								
01/05/23	01/03/23	SOLD 06063HMT7	BANK BARODA NEW YORK BRH CTF DEP 0.650% 07/22/25 B/E DTD 07/22/20 YLD 4.690 TO MAT	-246,000.0000	90.4100	731.60	223,140.20	USD
01/05/23	01/03/23	SOLD 14042TDV6	CAPITAL ONE BK USA NATL ASSN GLEN ALLEN VA CTF DEP 0.700% 11/18/24 B/E DTD 11/17/21 YLD 4.883 TO MAT	-246,000.0000	92.6000	231.17	228,027.17	USD
01/05/23	01/03/23	SOLD 201525AC6	COMMERCIAL BK WEST LIBERTY KY CTF DEP 1.100% 03/17/25 DTD 03/17/20 CLB YLD 4.749 TO MAT	-248,000.0000	92.4000	142.01	229,294.01	USD
01/05/23	01/03/23	SOLD 559582AK7	MAGNOLIA BK INC KY CTF DEP 0.400% 10/30/24 B/E DTD 10/30/20 CLB YLD 4.830 TO MAT	-247,000.0000	92.3000	16.24	227,997.24	USD
01/05/23	01/03/23	SOLD 856283P26	STATE BK INDIA CHICAGO ILL CTF DEP 0.950% 07/10/25 B/E DTD 07/10/20 YLD 4.750 TO MAT	-246,000.0000	91.1000	1,146.09	225,252.09	USD
01/05/23	01/03/23	SOLD 87270LDL4	TIAA FSB JACKSONVILLE FLA CTF DEP 0.500% 02/12/26 B/E DTD 02/12/21 CLB YLD 4.544 TO MAT	-246,000.0000	88.4000	492.00	217,956.00	USD
01/05/23	01/03/23	SOLD 88241TLZ1	TEXAS EXCHANGE BK SSB CROWLEY CTF DEP 0.850% 11/14/25 B/E DTD 10/08/21 CLB YLD 4.785 TO MAT	-248,000.0000	89.5000	161.71	222,121.71	USD
Total Securities Bought and Sold						\$2,920.82	\$1,573,788.42	USD
Dividends and Interest								
01/03/23		BOND INTEREST RECEIVED 37149CAZ0	248000 GENERATIONS BK ROGERS ARK CTF DEP 3.400% 08/04/25 B/E DTD 08/03/22 CLB RD 12/30 PD 01/03/23				716.14	USD
01/03/23		BOND INTEREST RECEIVED 538036JZ8	100000 LIVE OAK BKG CO WILMINGTON N C CTF DEP 1.550% 03/06/23 DTD 03/06/20 RD 12/30 PD 01/01/23				131.64	USD
01/03/23		BOND INTEREST RECEIVED 538036KB9	147000 LIVE OAK BKG CO WILMINGTON N C CTF DEP 1.600% 09/06/23 DTD 03/06/20 RD 12/30 PD 01/01/23				199.76	USD
01/03/23		BOND INTEREST RECEIVED 66704MEQ0	248000 NORTHSTAR BK BAD AXE MICH CTF DEP 1.150% 03/31/23 B/E DTD 03/31/20 RD 12/16 PD 12/31/22				242.22	USD
01/03/23		BOND INTEREST RECEIVED 81500JBG7	248000 SECURITY ST BK FARWELL TEX CTF DEP 0.400% 03/28/24 B/E DTD 03/31/21 CLB RD 12/30 PD 12/31/22				84.25	USD
01/05/23		BOND INTEREST RECEIVED 121331AN2	248000 BURKE & HERBERT BK & TR CO ALEXANDRIA VA CTF DEP 3.450% 02/05/25 B/E DTD 08/05/22 CLB RD 01/04 PD 01/05/23				726.67	USD
01/05/23		BOND INTEREST RECEIVED 38149MWB5	246000 GOLDMAN SACHS BK USA NEW YORK CTF DEP 0.250% 08/07/23 DTD 05/05/21 CLB RD 01/04 PD 01/05/23				52.23	USD
01/06/23		BOND INTEREST RECEIVED 27002YEV4	248000 EAGLEBANK BETHESDA MD CTF DEP 1.650% 03/06/23 DTD 03/06/20 RD 12/22 PD 01/06/23				347.54	USD



January 1, 2023 - January 31, 2023
MEDINA CITY SCHOOLS

Transactions by Type of Activity (continued)

Process/ Settlement Date	Trade/ Transaction Date	Activity Type	Description	Quantity	Price	Accrued Interest	Amount	Currency
Dividends and Interest (continued)								
01/17/23		BOND INTEREST RECEIVED 05580AA95	246000 BMW BK NORTH AMER SALT LAKE CITY UTAH CTF DEP 0.350% 01/16/24 DTD 07/16/21 RD 01/15 PD 01/16/23				434.04	USD
01/17/23		BOND INTEREST RECEIVED 06652CHH7	248000 BANKWEST INC PIERRE S D CTF DEP 1.250% 10/24/23 B/E DTD 04/24/20 RD 01/13 PD 01/15/23				263.29	USD
01/17/23		BOND INTEREST RECEIVED 33650TAG5	248000 FIRST ST BK WINCHESTER OHIO CTF DEP 3.500% 09/16/25 B/E DTD 09/16/22 CLB RD 01/13 PD 01/16/23				737.21	USD
01/17/23		BOND INTEREST RECEIVED 33847E3V7	248000 FLAGSTAR BK FSB TROY MICH CTF DEP 0.500% 07/17/24 B/E DTD 07/17/20 RD 01/02 PD 01/17/23				625.10	USD
01/17/23		BOND INTEREST RECEIVED 90348J3V0	248000 UBS BK USA SALT LAKE CITY UT CTF DEP 2.550% 12/18/23 B/E DTD 06/16/22 RD 01/13 PD 01/16/23				537.11	USD
01/19/23		BOND INTEREST RECEIVED 066519QQ5	248000 BANKUNITED NATL ASSN MIAMI LAKES FL CTF DEP 0.250% 03/20/23 B/E DTD 03/19/21 CLB RD 01/18 PD 01/19/23				52.66	USD
01/23/23		BOND INTEREST RECEIVED 12527CEX6	248000 CFG CMNTY BK LUTHERVILLE MD CTF DEP 3.400% 12/31/24 B/E DTD 07/22/22 CLB RD 01/20 PD 01/22/23				4,250.65	USD
01/23/23		BOND INTEREST RECEIVED 45581ECL3	246000 INDUSTRIAL & COML BK CHINA USA NATL ASSN N Y 0.250% 07/21/23 B/E DTD 07/22/21 RD 01/21 PD 01/22/23				310.03	USD
01/23/23		BOND INTEREST RECEIVED 9497632V7	248000 WELLS FARGO BK N A SIOUX FALLS S D CTF DEP 4.500% 10/21/24 B/E DTD 10/21/22 RD 01/20 PD 01/21/23				947.84	USD
01/24/23		BOND INTEREST RECEIVED 534732AV4	248000 LINCOLN SVGS BK REINBECK IOWA CTF DEP CT/365 0.600% 06/24/24 B/E DTD 06/24/20 CLB RD 01/09 PD 01/24/23				126.38	USD
01/27/23		BOND INTEREST RECEIVED 740367KG1	227000 PREFERRED BK LOS ANGELES CALIF CTF DEP 1.100% 03/27/24 DTD 03/27/20 RD 01/12 PD 01/27/23				212.07	USD
01/30/23		BOND INTEREST RECEIVED 32056GDQ0	248000 FIRST INTERNET BK FISHERS IND CTF DEP 4.000% 09/29/25 B/E DTD 09/28/22 RD 01/27 PD 01/28/23				842.52	USD

Transactions by Type of Activity (continued)

Process/ Settlement Date	Trade/ Transaction Date	Activity Type	Description	Quantity	Price	Accrued Interest	Amount	Currency
Dividends and Interest (continued)								
01/30/23		BOND INTEREST RECEIVED 32065RAK1	248000 FIRST KEYSTONE CMNTY BK BERWICK PA CTF DEP 0.600% 06/28/24 B/E DTD 06/30/20 CLB RD 01/27 PD 01/30/23				126.38	USD
01/30/23		BOND INTEREST RECEIVED 45780PBBO	249000 INSTITUTION FOR SVGS IN NEWBURYPORT & ITS VIC MA CTF DEP 0.700% 10/28/24 B/E DTD 10/28/21 CLB RD 01/27 PD 01/28/23				148.04	USD
01/30/23		BOND INTEREST RECEIVED 56065GAL2	248000 MAINSTREET BK FAIRFAX VA CTF DEP ACT/365 0.200% 03/29/23 B/E DTD 03/29/21 RD 01/27 PD 01/29/23				42.13	USD
01/30/23		BOND INTEREST RECEIVED 61768U4L8	248000 MORGAN STANLEY PRIVATE BK NATL ASSN INSTL CTF DEP PROGRAM 3.200% 11/28/25 B/E DTD 05/31/22 CLB RD 01/27 PD 01/30/23				674.02	USD
01/30/23		BOND INTEREST RECEIVED 654062KZ0	248000 NICOLET NATL BK GREENBAY WIS CTF DEP 4.000% 03/28/24 B/E DTD 09/28/22 RD 01/27 PD 01/28/23				842.52	USD
01/31/23		BOND INTEREST RECEIVED 66704MEQ0	248000 NORTHSTAR BK BAD AXE MICH CTF DEP 1.150% 03/31/23 B/E DTD 03/31/20 RD 01/16 PD 01/31/23				242.22	USD
01/31/23		BOND INTEREST RECEIVED 795450J71	246000 SALLIE MAE BK SALT LAKE CITY UT CTF DEP 2.650% 01/31/23 B/E DTD 01/31/18 RD 01/16 PD 01/31/23				3,286.29	USD
01/31/23		BOND INTEREST RECEIVED 81500JBG7	248000 SECURITY ST BK FARWELL TEX CTF DEP 0.400% 03/28/24 B/E DTD 03/31/21 CLB RD 01/30 PD 01/31/23				84.25	USD
Total Dividends and Interest						\$0.00	\$17,285.20	USD
Distributions								
01/31/23		SECURITY REDEEMED 795450J71	SALLIE MAE BK SALT LAKE CITY UT CTF DEP 2.650% 01/31/23 B/E DTD 01/31/18 ACCOUNT REDEMPTION	-246,000.0000			246,000.00	USD
Total Distributions						\$0.00	\$246,000.00	USD
Cash Withdrawals and Deposits								
01/05/23		ELECTRONIC TRANSACTION USD999997	SEND TO BANK FOR ACH ACH HUNTINGTON NATIONAL BANK				-1,573,788.42	USD
01/13/23		ELECTRONIC TRANSACTION USD999997	SEND TO BANK FOR ACH ACH HUNTINGTON NATIONAL BANK				-3,014.81	USD

January 1, 2023 - January 31, 2023
MEDINA CITY SCHOOLS

Transactions by Type of Activity (continued)

Process/ Settlement Date	Trade/ Transaction Date	Activity Type	Description	Quantity	Price	Accrued Interest	Amount	Currency
Cash Withdrawals and Deposits (continued)								
01/27/23		ELECTRONIC TRANSACTION USD999997	SEND TO BANK FOR ACH ACH HUNTINGTON NATIONAL BANK				-8,496.38	USD
01/31/23		ELECTRONIC TRANSACTION USD999997	SEND TO BANK FOR ACH ACH HUNTINGTON NATIONAL BANK				-246,000.00	USD
Total Cash Withdrawals and Deposits						\$0.00	-\$1,831,299.61	USD
Total Value of Transactions						\$2,920.82	\$5,774.01	USD

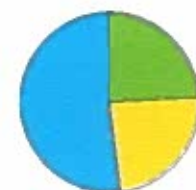
The price and quantity displayed may have been rounded.

Fixed Income Analysis

Bond Quality

Bond Quality	Market Value	% of Bond Market Value	Percent of Fixed Income
AAA	1,184,414.84	9%	
Not Rated	12,380,073.05	91%	
Total	13,564,487.89	100%	

Bond Maturity Schedule



Bond Maturity	Market Value	% of Bond Market Value
1 to 6 months	3,284,705.31	24%
7 to 12 months	3,267,922.48	24%
1 to 5 years	7,011,860.10	52%
Total	13,564,487.89	100%

Percentages of bond market values are rounded to the nearest whole percentage.

Bond quality ratings reflect Moody's or Standard and Poor's ratings. Bonds may be rated by other services. Bonds that are in default are not included. Please refer to your Portfolio Holdings section.

Messages

Important Reminder for Pershing's 2022 IRS Form 1099 (B, DIV, INT, MISC and OID): As a reminder, by February 15, 2023, you will be mailed either your Form 1099 or a Pending 1099 Notice. The Pending 1099 Notice will be sent if we have not received and processed final information from issuers and trustees of securities you hold by the as of date of the February 15 1099 mailing. You will also be sent the notice if your information is still being reviewed and finalized. The notice will inform you of the securities that are pending final reporting and provides the anticipated mail date of your 1099. Your 1099 will be mailed no later than March 15, 2023.

Although a money market mutual fund (money fund) seeks to preserve the value of your investment at \$1 per share, it is possible to lose money by investing in a money fund. Shares

Messages (continued)

of a money fund or the balance of a bank deposit product held in your brokerage account may be liquidated upon request with the proceeds credited to your brokerage account. Please see the money fund's prospectus or the bank deposit product's disclosure document or contact your advisor for additional information. Pursuant to SEC Rule 10b-10(b)(1) confirmations are not sent for purchases into money funds processed on the sweep platform. Pursuant to applicable regulation, account statements will be produced monthly or quarterly. Balances in Federal Deposit Insurance Corporation (FDIC)-insured bank deposit sweep products are not protected by Securities Investor Protection Corporation (SIPC).

eDelivery

Eliminate paper and save natural resources with digital adoption. Electronic delivery (eDelivery) is faster, convenient and more secure. We offer eDelivery for account statements, prospectus documents, proxy or shareholder communications, tax documents, trade confirmations and more.

To enroll, log in to your brokerage account and look for the one-click eDelivery pop-up or simply select 'Go Paperless' at the top of any page and follow the on-screen prompts for set-up your preferences. Enrollment can be activated as quickly as the day you register, and you will be notified when documents are available in an online, password-protected portal.

Contact your financial professional if you have any questions about any of our digital tools.

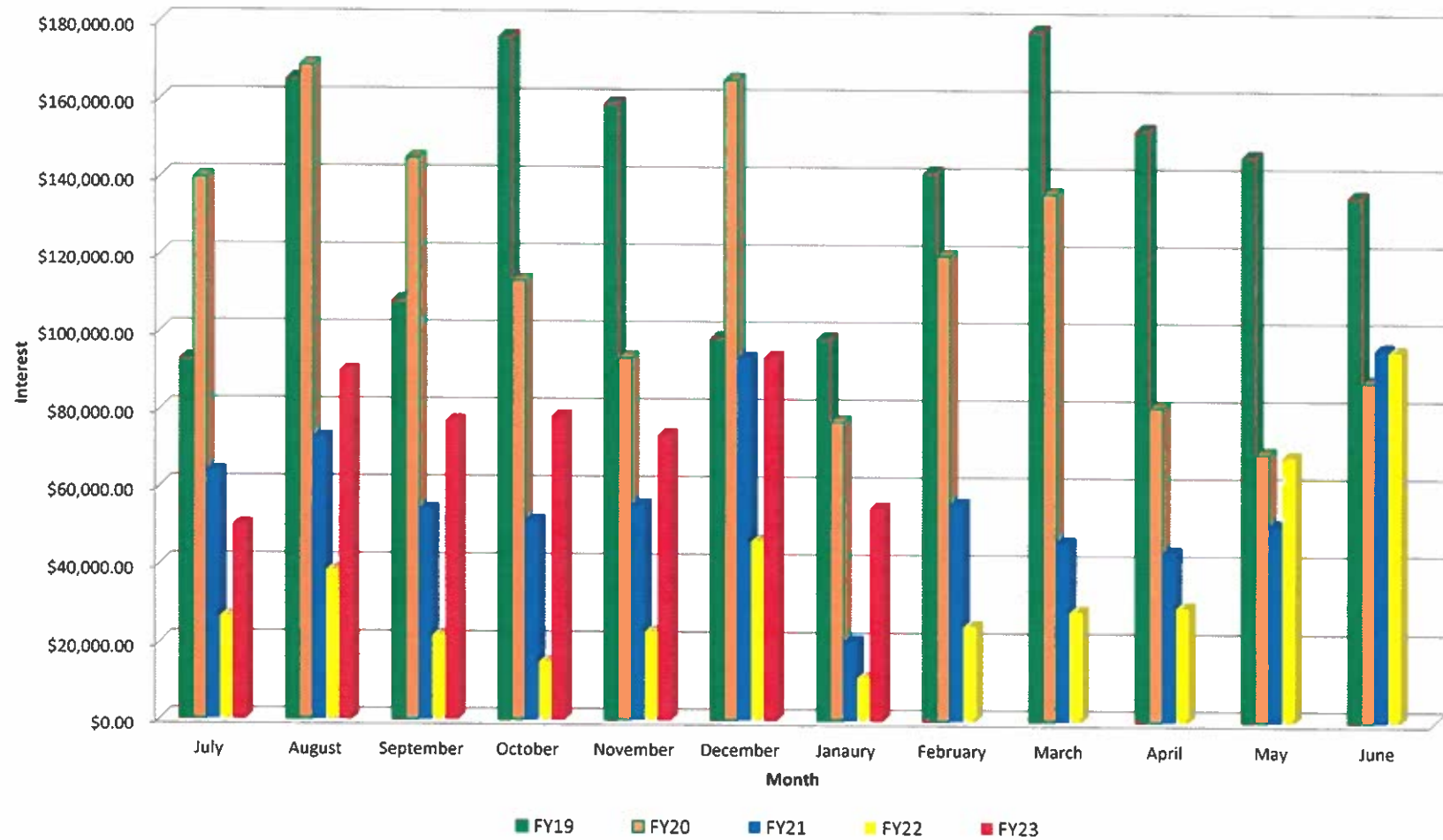
Please be advised that, beginning April 7, 2023, Pershing will be implementing a change to client accounts governed by a margin agreement. Under the new process, eligible settled long positions will be maintained in a client's margin account type. Accounts that are not governed by a margin agreement will not be affected by this change. Please contact your financial organization if you wish to learn more about this change.

Cash Not Yet Received

Security	Record Date	Payable Date	Quantity Held	Rate	Dividend Option	Amount of Payment
Interest						
BANKWEST INC PIERRE S D CTF DEP 1.250% 10/24/23 B/E	01/31/23	02/15/23	248,000.0000	0.001062	Cash	263.29
EAGLEBANK BETHESDA MD CTF DEP 1.650% 03/06/23	01/22/23	02/06/23	248,000.0000	0.001401	Cash	347.54
LIVE OAK BKG CO WILMINGTON N C CTF DEP	01/31/23	02/01/23	100,000.0000	1.316438	Cash	131.64
LIVE OAK BKG CO WILMINGTON N C CTF DEP	01/17/23	02/01/23	147,000.0000	1.358904	Cash	199.76
Total Cash Not Yet Received						\$942.23

Assets shown here are not reflected in your account. This information has been received from sources we believe to be reliable. Pershing does not guarantee the accuracy of the information.

Total Monthly Interest Earnings



EFINANCEPLUS
 DATE: 02/08/2023
 TIME: 14:18:43
 SELECTION CRITERIA : ALL

MEDINA CITY SCHOOLS
 OH Cash Position Report

PAGE NUMBER: 1

ACCOUNTING PERIOD : 7/23

FUND	SCC	DESCRIPTION	BEGIN BALANCE	MTD RECEIPTS	FYTD RECEIPTS	MTD EXPENDITURES	FYTD EXPENDITURES	CURRENT FUND BALANCE	CURRENT ENCUMBRANCE	UNENCUMBERED FUND BALANCE
001	0000	GENERAL FUND	30,586,850.90	2,963,367.69	37,296,603.39	5,783,798.07	45,323,971.39	22,559,482.90	3,362,802.70	19,196,680.20
001	0950	GENERAL FUND - CHROME	127,216.58	5,846.00	101,974.90	0.00	0.00	229,191.48	0.00	229,191.48
001	1000	GENERAL FUND	298,024.36	0.00	0.00	0.00	0.00	298,024.36	0.00	298,024.36
001	2000	GENERAL FUND	207,424.84	23,568.81	389,670.85	0.00	0.00	597,095.69	0.00	597,095.69
<hr/>										
Total For Fund	001:		31,219,516.68	2,992,782.50	37,788,249.14	5,783,798.07	45,323,971.39	23,683,794.43	3,362,802.70	20,320,991.73
<hr/>										
002	9000	BOND RETIRE - ELEM/HIGH	3,731,713.08	103,880.00	2,022,693.72	0.00	3,790,118.41	1,964,288.39	413,768.25	1,550,520.14
002	9012	SALES TAX - COPS	0.00	0.00	1,349,568.79	0.00	1,349,568.75	0.04	382,193.75	-382,193.71
002	9014	ENERGY & TRANSP NOTES	0.00	0.00	344,674.99	0.00	344,674.99	0.00	0.00	0.00
<hr/>										
Total For Fund	002:		3,731,713.08	103,880.00	3,716,937.50	0.00	5,484,362.15	1,964,288.43	795,962.00	1,168,326.43
<hr/>										
003	0000	PERMANENT IMPROVEMENT	290,994.61	0.00	0.00	0.00	0.00	290,994.61	0.00	290,994.61
003	9000	PERMANENT IMPROVEMENT	13,601.14	0.00	0.00	0.00	0.00	13,601.14	0.00	13,601.14
003	9001	REC CENTER-PERMANENT IMP	169,189.30	0.00	10,000.00	13,414.54	45,640.00	133,549.30	30,007.45	103,541.85
<hr/>										
Total For Fund	003:		473,785.05	0.00	10,000.00	13,414.54	45,640.00	438,145.05	30,007.45	408,137.60
<hr/>										
006	0000	LUNCHROOM FUND	-1,248,239.12	152,182.31	963,669.84	112,286.55	902,629.61	-1,187,198.89	36,054.44	-1,223,253.33

EFINANCEPLUS
 DATE: 02/08/2023
 TIME: 14:18:43
 SELECTION CRITERIA : ALL

MEDINA CITY SCHOOLS
 OH Cash Position Report

PAGE NUMBER: 2

ACCOUNTING PERIOD : 7/23

FUND	SCC	DESCRIPTION BEGIN BALANCE	MTD RECEIPTS	FYTD RECEIPTS	MTD EXPENDITURES	FYTD EXPENDITURES	CURRENT FUND BALANCE	CURRENT ENCUMBRANCE	UNENCUMBERED FUND BALANCE
006	9006	LUNCHROOM - FED FUNDS 2,387,027.63	69,803.69	418,985.54	75,673.65	617,874.17	2,188,139.00	332,057.87	1,856,081.13
006	9022	P-EBT ADMINISTRATIVE FUND 3,063.00	0.00	628.00	0.00	0.00	3,691.00	0.00	3,691.00
<hr/>									
Total For Fund 006:		1,141,851.51	221,986.00	1,383,283.38	187,960.20	1,520,503.78	1,004,631.11	368,112.31	636,518.80
<hr/>									
007	9004	COLLINS SCH/POST-GRADUATE 1,137.39	43.81	18,119.05	0.00	0.00	19,256.44	20,000.00	-743.56
007	9022	BREWER GARRETT SCH 12,147.03	28.06	187.44	0.00	0.00	12,334.47	0.00	12,334.47
007	9110	ART TRUST - GARFIELD 11,449.89	26.45	176.67	0.00	0.00	11,626.56	0.00	11,626.56
007	9333	RIOS STUDENT LEADER SCH 23,855.58	55.00	318.47	0.00	0.00	24,174.05	0.00	24,174.05
007	9901	BIXLER SCHOLARSHIP FUND 126.53	0.29	1.95	0.00	0.00	128.48	0.00	128.48
<hr/>									
Total For Fund 007:		48,716.42	153.61	18,803.58	0.00	0.00	67,520.00	20,000.00	47,520.00
<hr/>									
008	9002	KANEHL MUSIC TRUST 29,307.91	67.71	452.24	0.00	0.00	29,760.15	0.00	29,760.15
008	9003	RICHARD HOFFMAN COLLINS 676,046.51	0.00	0.00	0.00	0.00	676,046.51	0.00	676,046.51
008	9112	ELAINE BUSHMAN FUND 18,653.06	43.09	287.83	0.00	0.00	18,940.89	0.00	18,940.89
<hr/>									
Total For Fund 008:		724,007.48	110.80	740.07	0.00	0.00	724,747.55	0.00	724,747.55
<hr/>									
009	9000	STAR 211.90	1,158.60	26,186.45	0.00	0.00	26,398.35	0.00	26,398.35

EFINANCEPLUS
 DATE: 02/08/2023
 TIME: 14:18:43
 SELECTION CRITERIA : ALL

MEDINA CITY SCHOOLS
 OH Cash Position Report

PAGE NUMBER: 3

ACCOUNTING PERIOD : 7/23

FUND	SCC	DESCRIPTION BEGIN BALANCE	MTD RECEIPTS	FYTD RECEIPTS	MTD EXPENDITURES	FYTD EXPENDITURES	CURRENT FUND BALANCE	CURRENT ENCUMBRANCE	UNENCUMBERED FUND BALANCE
009	9110	UNIFORM SUPPLIES GA 3,664.88	157.00	2,957.50	124.74	2,266.12	4,356.26	1,986.32	2,369.94
009	9120	UNIFORM SUPPLIES - CN 14,395.90	318.00	7,495.50	126.35	6,858.15	15,033.25	1,215.38	13,817.87
009	9130	UNIFORM SUPPLIES - FN 6,812.30	456.00	9,260.40	0.00	8,893.33	7,179.37	1,500.00	5,679.37
009	9140	UNIFORM SUPPLIES - HE 13,652.83	311.00	7,634.00	110.02	6,424.89	14,861.94	1,000.00	13,861.94
009	9160	UNIFORM SUPPLIES - BL 4,733.40	335.00	10,498.50	350.79	7,397.74	7,834.16	1,211.73	6,622.43
009	9170	UNIFORM SUPPLIES - WA 24,308.83	232.00	12,545.50	544.96	9,428.88	27,425.45	1,121.07	26,304.38
009	9180	UNIFORM SUPPLIES - NO 10,313.97	226.00	10,011.50	670.39	8,982.44	11,343.03	2,136.27	9,206.76
009	9200	UNIFORM SUPPLIES - CL 20,291.62	1,597.90	14,661.25	146.65	16,164.58	18,788.29	4,579.28	14,209.01
009	9210	UNIFORM SUPPLIES - RT 6,209.92	117.50	19,365.30	0.00	10,365.19	15,210.03	10,570.99	4,639.04
009	9300	UNIFORM SUPPLIES - HS 49,439.96	12,295.12	130,449.48	2,824.97	46,838.74	133,050.70	120,928.11	12,122.59
009	9301	MHS GRADUATION 0.00	267.00	4,053.50	0.00	4,239.95	-186.45	6,260.05	-6,446.50
009	9304	AVIATION/PHOTOGRAPHY 3.87	0.00	0.00	0.00	0.00	3.87	0.00	3.87
<hr/>									
Total For Fund	009:	154,039.38	17,471.12	255,118.88	4,898.87	127,860.01	281,298.25	152,509.20	128,789.05
<hr/>									
014	9016	MEDINA CNTY JUV DET CNTR 73,014.50	21,755.00	134,783.29	26,363.86	201,122.28	6,675.51	0.00	6,675.51
014	9116	EVOLVE 722,532.10	126,955.20	576,441.00	138,975.07	698,101.93	600,871.17	91,091.50	509,779.67
<hr/>									
Total For Fund	014:	795,546.60	148,710.20	711,224.29	165,338.93	899,224.21	607,546.68	91,091.50	516,455.18

EFINANCEPLUS
DATE: 02/08/2023
TIME: 14:18:43
SELECTION CRITERIA : ALL

MEDINA CITY SCHOOLS
OH Cash Position Report

PAGE NUMBER: 4

ACCOUNTING PERIOD : 7/23

FUND	SCC	DESCRIPTION BEGIN BALANCE	MTD RECEIPTS	FYTD RECEIPTS	MTD EXPENDITURES	FYTD EXPENDITURES	CURRENT FUND BALANCE	CURRENT ENCUMBRANCE	UNENCUMBERED FUND BALANCE
016	0000	EMERGENCY LEVY 18,812,390.65	492,840.00	3,761,936.49	655,805.68	5,588,574.61	16,985,752.53	562,929.54	16,422,822.99
016	0410	EMERGENCY LEVY -126,544.00	0.00	0.00	10,533.20	80,958.41	-207,502.41	0.00	-207,502.41
016	1000	EMERGENCY LEVY -625,785.56	0.00	0.00	52,324.59	403,071.64	-1,028,857.20	0.00	-1,028,857.20
Total For Fund 016:		18,060,061.09	492,840.00	3,761,936.49	718,663.47	6,072,604.66	15,749,392.92	562,929.54	15,186,463.38
018	0000	PRINT SHOP 6,683.33	0.00	0.00	0.00	0.00	6,683.33	0.00	6,683.33
018	9000	PUBLIC SCHOOL SUP - SUPER 16.70	0.00	0.00	0.00	0.00	16.70	0.00	16.70
018	9110	PRINCIPAL'S FUND - GA 21,255.99	0.00	1,611.47	264.56	4,742.00	18,125.46	4,727.32	13,398.14
018	9111	GARFIELD SCHOOL STORE 49.99	0.00	0.00	0.00	0.00	49.99	0.00	49.99
018	9113	GARFIELD MEDIA CENTER 996.62	5.00	54.60	0.00	66.98	984.24	2,609.00	-1,624.76
018	9120	PRINCIPAL - CN 40,048.73	0.00	1,589.31	520.02	3,182.45	38,455.59	5,048.51	33,407.08
018	9122	CANAVAN SCHOOL STORE 586.69	0.00	0.00	0.00	0.00	586.69	0.00	586.69
018	9123	BOOK FAIR - CANAVAN 156.35	0.00	4,318.37	0.00	4,248.66	226.06	751.34	-525.28
018	9130	PRINCIPAL - FN 35,552.02	214.00	6,916.00	1,003.93	6,985.32	35,482.70	7,576.81	27,905.89
018	9133	BOOK FAIR - FENN 1,326.69	0.00	45.96	0.00	50.00	1,322.65	100.00	1,222.65
018	9135	MEDINA SKI TEAM 474.67	0.00	0.00	0.00	0.00	474.67	0.00	474.67
018	9140	PRINCIPAL'S FUND - HE 54,196.77	0.00	6,019.38	3,306.45	6,064.88	54,151.27	2,400.39	51,750.88
018	9143	HERITAGE MEDIA CENTER 2,203.35	0.00	0.00	0.00	0.00	2,203.35	0.00	2,203.35
018	9160	PRINCIPAL'S FUND - BL 51,384.70	248.25	5,407.31	1,311.33	17,181.83	39,610.18	3,967.61	35,642.57

EFINANCEPLUS
 DATE: 02/08/2023
 TIME: 14:18:43
 SELECTION CRITERIA : ALL

MEDINA CITY SCHOOLS
 OH Cash Position Report

PAGE NUMBER: 5

ACCOUNTING PERIOD : 7/23

FUND	SCC	DESCRIPTION	MTD RECEIPTS	FYTD RECEIPTS	MTD EXPENDITURES	FYTD EXPENDITURES	CURRENT FUND BALANCE	CURRENT ENCUMBRANCE	UNENCUMBERED FUND BALANCE
018	9161	PBIS - BLAKE 4,488.25	0.00	0.00	0.00	1,239.75	3,248.50	0.00	3,248.50
018	9163	BLAKE MEDIA CENTER 13,873.76	40.13	4,005.19	0.00	4,968.66	12,910.29	0.00	12,910.29
018	9170	PRINCIPALS FUND - WA 79,255.82	355.00	4,562.83	670.62	9,360.36	74,458.29	7,992.45	66,465.84
018	9171	WAITE SCHOOL STORE 2,230.29	0.00	70.00	0.00	2,230.29	70.00	0.00	70.00
018	9173	MEDIA CENTER WA 5,206.58	0.00	10.00	0.00	0.00	5,216.58	0.00	5,216.58
018	9180	PRINCIPALS FUND NO 47,809.89	0.00	2,343.68	584.50	5,924.48	44,229.09	5,354.18	38,874.91
018	9181	NO SCHOOL STORE 1,631.19	0.00	0.00	0.00	0.00	1,631.19	0.00	1,631.19
018	9183	MEDIA CENTER NO 13,850.92	0.00	-12.99	0.00	5,103.00	8,734.93	0.00	8,734.93
018	9184	FIELD TRIPS NO 146.00	0.00	0.00	0.00	0.00	146.00	0.00	146.00
018	9200	PRINCIPAL'S FUND - CL 70,353.94	12.00	6,037.30	2,700.38	23,875.30	52,515.94	11,337.60	41,178.34
018	9203	CL MEDIA CENTER 5,347.00	0.00	94.00	0.00	0.00	5,441.00	0.00	5,441.00
018	9210	PRINCIPAL'S FUND - RT 42,824.03	53.80	3,082.08	782.51	4,894.29	41,011.82	8,105.63	32,906.19
018	9211	ROOT M.S. MEDIA CENTER 10,836.08	0.00	0.00	0.00	50.00	10,786.08	503.34	10,282.74
018	9300	PRINCIPAL'S FUND - HS 41,025.94	299.00	13,056.04	1,096.94	18,722.06	35,359.92	29,302.97	6,056.95
018	9301	MEDIA CENTER FUND 1,541.50	0.00	0.00	0.00	0.00	1,541.50	0.00	1,541.50
018	9302	SPECIAL FUNDRAISER - HS 35,766.18	0.00	0.00	0.00	5,787.12	29,979.06	29,978.88	0.18
018	9303	PERFORMING ARTS 119,250.01	504.50	12,339.75	8,841.48	32,018.47	99,571.29	53,789.22	45,782.07
018	9304	BUZZ 18,706.91	1,565.85	10,040.93	1,105.86	7,506.73	21,241.11	14,869.41	6,371.70
018	9305	FLEXIBLE CREDIT FUND 8,434.56	0.00	0.00	0.00	0.00	8,434.56	0.00	8,434.56
018	9306	FEED THE BEES 8,383.74	0.00	0.00	0.00	850.28	7,533.46	7,049.72	483.74

EFINANCEPLUS
 DATE:02/08/2023
 TIME:14:18:43
 SELECTION CRITERIA : ALL

MEDINA CITY SCHOOLS
 OH Cash Position Report

PAGE NUMBER: 6

ACCOUNTING PERIOD : 7/23

FUND	SCC	DESCRIPTION	MTD RECEIPTS	FYTD RECEIPTS	MTD EXPENDITURES	FYTD EXPENDITURES	CURRENT FUND BALANCE	CURRENT ENCUMBRANCE	UNENCUMBERED FUND BALANCE
018	9307	MHS LOCAL GRANTS 0.00	0.00	2,895.00	0.00	852.48	2,042.52	2,311.52	-269.00
018	9308	MHS HOPE SQUAD 0.00	0.00	2,850.00	1,013.50	1,365.08	1,484.92	1,784.92	-300.00
018	9884	FACILITY RENTAL 82,567.82	1,933.00	2,565.00	0.00	0.00	85,132.82	0.00	85,132.82
018	9900	INSERVICE - CENTRAL 3,702.01	0.00	0.00	0.00	0.00	3,702.01	0.00	3,702.01
018	9901	PUBLIC SCH SUPPORT - INST 1,720.86	0.00	0.00	0.00	0.00	1,720.86	0.00	1,720.86
018	9902	INSERVICE - SUPER 11,224.52	0.00	0.00	0.00	0.00	11,224.52	0.00	11,224.52
018	9903	BOARD/STUDENT DEVELOPMENT 2,800.00	0.00	0.00	0.00	0.00	2,800.00	0.00	2,800.00
018	9904	WELLNESS FUND 502.00	0.00	0.00	0.00	0.00	502.00	0.00	502.00
018	9905	PUBLIC SCH SUPT/STUD SERV 51,248.39	0.00	0.00	0.00	0.00	51,248.39	0.00	51,248.39
018	9906	COMMUNICA-PUBLIC SCH SUP 660.90	0.00	570.00	0.00	555.00	675.90	0.00	675.90
018	9907	STEAM - SUMMER ENRICHMENT 15,145.56	0.00	-770.00	0.00	8,510.74	5,864.82	0.00	5,864.82
018	9908	GRANT US HOPE 0.00	0.00	0.00	0.00	0.00	0.00	7,000.00	-7,000.00
018	9910	MAINTENANCE DEPARTMENT 3,902.36	0.00	0.00	0.00	0.00	3,902.36	0.00	3,902.36
018	9914	END OF YEAR 161.13	0.00	0.00	0.00	161.13	0.00	0.00	0.00
018	9915	BIKE TO SCHOOL 1,053.00	0.00	0.00	0.00	0.00	1,053.00	0.00	1,053.00
018	9916	SPIRIT NIGHT 3,956.73	0.00	1,850.00	0.00	2,660.09	3,146.64	0.00	3,146.64
018	9917	HALL OF FAME 0.00	0.00	2,000.00	0.00	500.00	1,500.00	4,300.00	-2,800.00
018	9918	SPOTLIGHT ON STUDENTS 0.00	2,830.00	2,830.00	0.00	0.00	2,830.00	162.00	2,668.00
018	9919	STUDENT ART SHOW 579.19	0.00	0.00	0.00	0.00	579.19	500.00	79.19
018	9920	TRSP FUND 1,514.98	0.00	0.00	0.00	0.00	1,514.98	0.00	1,514.98

EFINANCEPLUS
 DATE: 02/08/2023
 TIME: 14:18:43
 SELECTION CRITERIA : ALL

MEDINA CITY SCHOOLS
 OH Cash Position Report

PAGE NUMBER: 7

ACCOUNTING PERIOD : 7/23

FUND	SCC	DESCRIPTION	MTD RECEIPTS	FYTD RECEIPTS	MTD EXPENDITURES	FYTD EXPENDITURES	CURRENT FUND BALANCE	CURRENT ENCUMBRANCE	UNENCUMBERED FUND BALANCE
		BEGIN BALANCE							
018	9922	AMERICAN HEART GRANT 1,000.00	0.00	0.00	0.00	0.00	1,000.00	0.00	1,000.00
018	9930	RESOURCE CONNECTION 1,500.00	0.00	0.00	0.00	0.00	1,500.00	0.00	1,500.00
<hr/>									
Total	For Fund 018:	929,134.64	8,060.53	96,381.21	23,202.08	179,657.43	845,858.42	211,522.82	634,335.60
<hr/>									
019	9000	ADAMH GRANT 6,041.00	0.00	0.00	667.00	3,044.00	2,997.00	1,178.00	1,819.00
019	9018	LOWE'S LIGHT UP GA FY08 48.08	0.00	0.00	0.00	0.00	48.08	0.00	48.08
019	9020	RIF PROGRAM GRANT - NO 400.73	0.00	0.00	0.00	0.00	400.73	0.00	400.73
019	9021	JENNINGS - B - BRYNIARSKI 0.82	0.00	0.00	0.00	0.00	0.82	0.00	0.82
019	9023	PUB EDU LEADERSHIP COM GT 0.01	0.00	0.00	0.00	0.00	0.01	0.00	0.01
019	9029	M H J GRANT/ZAVESKY/FY09 6.82	0.00	0.00	0.00	0.00	6.82	0.00	6.82
019	9030	PERF BASD ASSMENT GT FY10 79.76	0.00	0.00	0.00	0.00	79.76	0.00	79.76
019	9031	PBA FY11 256.96	0.00	0.00	0.00	0.00	256.96	0.00	256.96
019	9113	ACS-HACH CHEM GT - HAMMAN 96.34	0.00	0.00	0.00	0.00	96.34	0.00	96.34
019	9121	ADAMH GRANT 40,888.00	0.00	0.00	0.00	0.00	40,888.00	0.00	40,888.00
019	9180	PPG INNOV CLASSRM GT-NO 15.31	0.00	0.00	0.00	0.00	15.31	0.00	15.31
019	9181	FIRST ENERGY GRANT 0.16	0.00	0.00	0.00	0.00	0.16	0.00	0.16
019	9213	VIDEO CLUB GRANT - MHS 2.82	0.00	0.00	0.00	0.00	2.82	0.00	2.82
019	9301	PPG GRANT - ROBOTICS 9.07	0.00	0.00	0.00	0.00	9.07	0.00	9.07
019	9313	JENNINGS - NOP - MILLER 13.86	0.00	0.00	0.00	0.00	13.86	0.00	13.86

EFINANCEPLUS
 DATE: 02/08/2023
 TIME: 14:18:43
 SELECTION CRITERIA : ALL

MEDINA CITY SCHOOLS
 OH Cash Position Report

PAGE NUMBER: 8

ACCOUNTING PERIOD : 7/23

FUND	SCC	DESCRIPTION BEGIN BALANCE	MTD RECEIPTS	FYTD RECEIPTS	MTD EXPENDITURES	FYTD EXPENDITURES	CURRENT FUND BALANCE	CURRENT ENCUMBRANCE	UNENCUMBERED FUND BALANCE
019	9413	3M AND OTHER GRANT 152.03	0.00	0.00	0.00	0.00	152.03	0.00	152.03
019	9513	NEA STUDENT ACHIEVE GT 191.88	0.00	0.00	0.00	0.00	191.88	0.00	191.88
019	9715	FUEL UP - BLAKE 23.82	0.00	0.00	0.00	0.00	23.82	0.00	23.82
019	9920	M H J SUPPORT STUGGLING 1,000.00	0.00	0.00	0.00	0.00	1,000.00	0.00	1,000.00
<hr/>									
Total For Fund 019:		49,227.47	0.00	0.00	667.00	3,044.00	46,183.47	1,178.00	45,005.47
<hr/>									
020	9001	TRANSPORTATION ENTERPRISE 108,824.60	7,335.54	32,410.21	0.00	4,270.91	136,963.90	5,000.00	131,963.90
<hr/>									
Total For Fund 020:		108,824.60	7,335.54	32,410.21	0.00	4,270.91	136,963.90	5,000.00	131,963.90
<hr/>									
022	9000	UNCLAIMED FUNDS 61,140.72	0.00	66.11	0.00	66.11	61,140.72	4,933.89	56,206.83
022	9093	DIVERSION PROG ADAMHS BD 1,000.00	0.00	0.00	0.00	0.00	1,000.00	0.00	1,000.00
022	9094	DIVERSION PROG ADAMHS BD 1,000.00	0.00	0.00	0.00	0.00	1,000.00	0.00	1,000.00
022	9300	OH HS ATH ASSOC FUND 6,352.64	0.00	14,890.00	0.00	8,299.28	12,943.36	2,617.86	10,325.50
<hr/>									
Total For Fund 022:		69,493.36	0.00	14,956.11	0.00	8,365.39	76,084.08	7,551.75	68,532.33
<hr/>									
024	9001	MED AND DRUG/SELF INS 4,821,434.86	889,423.25	6,210,543.16	989,148.97	6,086,662.56	4,945,315.46	2,062,370.74	2,882,944.72
024	9002	DENT SELF INS 557,229.96	63,417.19	443,202.61	58,525.81	412,849.66	587,582.91	111,474.19	476,108.72

EFINANCEPLUS
DATE: 02/08/2023
TIME: 14:18:43
SELECTION CRITERIA : ALL

MEDINA CITY SCHOOLS
OH Cash Position Report

PAGE NUMBER: 9

ACCOUNTING PERIOD : 7/23

FUND	SCC	DESCRIPTION BEGIN BALANCE	MTD RECEIPTS	FYTD RECEIPTS	MTD EXPENDITURES	FYTD EXPENDITURES	CURRENT FUND BALANCE	CURRENT ENCUMBRANCE	UNENCUMBERED FUND BALANCE
024	9094	FLEX PRO 59,088.43	24,799.62	111,430.64	32,853.25	125,775.59	44,743.48	46,703.93	-1,960.45
<hr/>									
Total For Fund 024:		5,437,753.25	977,640.06	6,765,176.41	1,080,528.03	6,625,287.81	5,577,641.85	2,220,548.86	3,357,092.99
027	0000	WORK COMP-SELF INS 567,443.83	12,850.58	103,412.82	18,492.50	78,545.42	592,311.23	137,622.50	454,688.73
<hr/>									
Total For Fund 027:		567,443.83	12,850.58	103,412.82	18,492.50	78,545.42	592,311.23	137,622.50	454,688.73
071	9013	SALES TAX P I 3,208,431.53	1,097,617.66	3,243,801.23	54,048.79	3,325,782.21	3,126,450.55	278,954.51	2,847,496.04
<hr/>									
Total For Fund 071:		3,208,431.53	1,097,617.66	3,243,801.23	54,048.79	3,325,782.21	3,126,450.55	278,954.51	2,847,496.04
200	9110	GA STUD COUN/K-KIDS CLUB 643.63	1.28	9.72	90.00	90.00	563.35	260.00	303.35
200	9121	CN STUDENT COUNCIL 1,412.87	3.26	21.80	0.00	0.00	1,434.67	0.00	1,434.67
200	9134	FN STUDENT BUSINESS 9.68	0.02	0.14	0.00	0.00	9.82	0.00	9.82
200	9140	HE STUDENT COUNCIL 168.08	0.39	2.59	0.00	0.00	170.67	0.00	170.67
200	9184	NO STUDENT COUNCIL 53.79	0.12	0.84	0.00	0.00	54.63	0.00	54.63
200	9185	NO K-KIDS KIWANIS CLUB 11,029.73	334.69	922.28	247.50	0.00	11,952.01	500.00	11,452.01
200	9201	ROBOTICS CLUB CL 0.00	1.09	478.65	0.00	0.00	478.65	0.00	478.65
200	9202	CL STUDENT COUNCIL 5.03	3,073.75	3,073.84	0.00	0.00	3,078.87	0.00	3,078.87

EFINANCEPLUS
DATE: 02/08/2023
TIME: 14:18:43
SELECTION CRITERIA : ALL

MEDINA CITY SCHOOLS
OH Cash Position Report

PAGE NUMBER: 10

ACCOUNTING PERIOD : 7/23

FUND	SCC	DESCRIPTION BEGIN BALANCE	MTD RECEIPTS	FYTD RECEIPTS	MTD EXPENDITURES	FYTD EXPENDITURES	CURRENT FUND BALANCE	CURRENT ENCUMBRANCE	UNENCUMBERED FUND BALANCE
200	9204	CL CHEERLEADERS 540.10	1.25	8.34	0.00	0.00	548.44	0.00	548.44
200	9205	CL BUILDERS CLUB 3,713.88	8.58	57.30	0.00	0.00	3,771.18	0.00	3,771.18
200	9209	CL DRAMA CLUB 28,899.56	64.33	437.59	0.00	1,063.00	28,274.15	6,300.00	21,974.15
200	9251	ROBOTICS CLUB RT 0.00	50.86	377.69	0.00	0.00	377.69	375.00	2.69
200	9253	RT BUILDERS' CLUB 4,502.75	10.16	69.06	51.92	106.05	4,465.76	1,893.95	2,571.81
200	9254	RT HONORS ACADEMY 6,057.24	219.01	729.89	0.00	785.00	6,002.13	1,215.00	4,787.13
200	9256	RT DRAMA CLUB 7,026.34	14.65	104.52	0.00	693.71	6,437.15	1,306.29	5,130.86
200	9258	RT STUD COUNCIL 5,014.40	13.23	1,077.33	255.19	278.69	5,813.04	1,221.31	4,591.73
200	9301	YG AMERICANS FOR FREEDOM 0.21	0.00	0.00	0.00	0.00	0.21	0.00	0.21
200	9302	ART CLUB 1,059.95	2.44	56.24	0.00	42.89	1,073.30	457.11	616.19
200	9303	CULTURAL EXPLORATION 202.58	0.47	3.14	0.00	0.00	205.72	0.00	205.72
200	9304	CAREER ASSOCIATION 0.37	0.00	0.00	0.00	0.00	0.37	0.00	0.37
200	9305	CHEMCLUB 2.18	0.01	0.04	0.00	0.00	2.22	0.00	2.22
200	9307	VOCAL 41,784.52	635.99	11,991.96	4,172.98	13,781.27	39,995.21	24,217.73	15,777.48
200	9309	IMPROV CLUB 595.03	1.37	9.18	0.00	0.00	604.21	600.00	4.21
200	9310	D E P - NAT'L GERMAN HON 0.45	0.00	0.00	0.00	0.00	0.45	0.00	0.45
200	9312	DRAMA CLUB 20,825.24	3,063.33	13,142.44	319.04	11,845.33	22,122.35	5,784.92	16,337.43
200	9314	MEDINA OUTDOORS CLUB 490.95	1.31	83.34	0.00	0.00	574.29	450.00	124.29
200	9315	FELLOWSHIP OF CHRISTIAN ATH 347.42	0.80	5.36	0.00	0.00	352.78	340.00	12.78
200	9318	GIRLS LEADERSHIP CLUB 7,257.16	17.45	112.67	0.00	0.00	7,369.83	3,100.00	4,269.83

EFINANCEPLUS
 DATE: 02/08/2023
 TIME: 14:18:43
 SELECTION CRITERIA : ALL

MEDINA CITY SCHOOLS
 OH Cash Position Report

PAGE NUMBER: 11

ACCOUNTING PERIOD : 7/23

FUND	SCC	DESCRIPTION	MTD RECEIPTS	FYTD RECEIPTS	MTD EXPENDITURES	FYTD EXPENDITURES	CURRENT FUND BALANCE	CURRENT ENCUMBRANCE	UNENCUMBERED FUND BALANCE
		BEGIN BALANCE							
200	9321	KEY CLUB 61,231.11	172.28	2,498.81	1,192.52	1,192.52	62,537.40	8,807.48	53,729.92
200	9323	MEDINAMITE 1,739.86	4.02	26.86	0.00	0.00	1,766.72	1,763.70	3.02
200	9324	MEDINIAN 67,292.37	154.91	1,105.91	0.00	307.67	68,090.61	10,928.63	57,161.98
200	9325	MHS BAND 14,589.44	43.46	4,513.17	0.00	0.00	19,102.61	21,000.00	-1,897.39
200	9326	NATIONAL HONOR SOCIETY 15,640.89	34.97	296.83	81.89	568.89	15,368.83	2,931.11	12,437.72
200	9327	ORCHESTRA 34,907.27	1,592.28	3,547.42	0.00	93.17	38,361.52	2,906.83	35,454.69
200	9330	SCIENCE OLYMPIAD CLUB 2,161.67	3.39	26.31	0.00	698.02	1,489.96	1,451.98	37.98
200	9331	SKI CLUB 3.26	0.01	0.06	0.00	0.00	3.32	0.00	3.32
200	9332	SPANISH CLUB 15,310.79	39.11	3,050.23	155.96	1,171.20	17,189.82	5,328.80	11,861.02
200	9333	STUDENT COUNCIL 45,029.93	5,502.72	36,060.01	1,363.03	13,787.43	67,302.51	46,020.00	21,282.51
200	9335	LATIN CLUB 6,948.80	15.78	686.72	167.04	700.97	6,934.55	4,299.03	2,635.52
200	9336	FRENCH CLUB 255.53	1.84	1,152.59	37.81	601.36	806.76	640.00	166.76
200	9337	AMERICAN SIGN LANGUAGE 310.32	0.59	29.47	0.00	80.48	259.31	229.52	29.79
200	9339	SPEECH/DEBATE CLUB 19,594.79	35.95	11,530.96	5,320.65	15,325.65	15,800.10	13,170.80	2,629.30
200	9340	O.C.O.M. 511.38	1.37	398.22	72.98	309.22	600.38	690.78	-90.40
200	9346	PENGUIN BOWL/NOSB 123.19	0.28	1.90	0.00	0.00	125.09	600.00	-474.91
200	9350	TECHNOLOGY CLUB 105.34	1.30	1,719.49	39.42	1,252.04	572.79	747.96	-175.17
200	9352	VIDEO CLUB - SR HI 6,529.22	15.07	125.89	0.00	30.06	6,625.05	4,969.77	1,655.28
200	9353	CHINESE CLUB 1,120.05	2.59	17.29	0.00	0.00	1,137.34	100.00	1,037.34
200	9355	GENDER AND SEXUALITY ALLI 1,234.21	2.08	68.11	290.00	389.71	912.61	410.29	502.32

EFINANCEPLUS
 DATE: 02/08/2023
 TIME: 14:18:43
 SELECTION CRITERIA : ALL

MEDINA CITY SCHOOLS
 OH Cash Position Report

PAGE NUMBER: 12

ACCOUNTING PERIOD : 7/23

FUND	SCC	DESCRIPTION BEGIN BALANCE	MTD RECEIPTS	FYTD RECEIPTS	MTD EXPENDITURES	FYTD EXPENDITURES	CURRENT FUND BALANCE	CURRENT ENCUMBRANCE	UNENCUMBERED FUND BALANCE
200	9380	V O F T 17,883.01	39.00	260.51	0.00	1,000.00	17,143.52	10,000.00	7,143.52
200	9420	CLASS OF 2020 216.10	0.00	0.00	0.00	216.10	0.00	0.00	0.00
200	9421	CLASS OF 2021 907.04	0.00	0.00	0.00	904.41	2.63	0.00	2.63
200	9422	CLASS OF 2022 1,057.40	0.00	0.93	0.00	924.49	133.84	130.00	3.84
200	9423	CLASS OF 2023 6,616.25	13.13	90.03	0.00	935.55	5,770.73	8,600.37	-2,829.64
200	9424	CLASS OF 2024 2,788.35	7.11	1,566.08	374.14	1,228.54	3,125.89	46,771.46	-43,645.57
200	9425	CLASS OF 2025 2,106.49	9.19	3,860.87	0.00	1,926.00	4,041.36	274.00	3,767.36
200	9426	CLASS OF 2026 0.00	4.25	3,829.32	0.00	1,963.08	1,866.24	236.92	1,629.32
200	9999	STUD ACTIV FD WAGES/BENE 0.01	0.00	0.00	0.00	0.00	0.01	0.00	0.01
<hr/>									
Total For Fund	200:	467,857.21	15,216.52	109,239.94	14,232.07	74,292.50	502,804.65	241,030.74	261,773.91
<hr/>									
300	0000	ATHLETIC FUND 157,003.05	0.00	0.00	0.00	157,003.05	0.00	0.00	0.00
300	3000	ATHLETIC FUND -277,730.68	0.00	531,953.46	39,701.21	297,998.44	-43,775.66	87,396.63	-131,172.29
300	3001	ATHLETICS OTH 123,950.07	10,850.73	101,622.04	0.00	123,950.07	101,622.04	0.00	101,622.04
300	3003	ATH BOYS BB 30,863.89	12,853.17	21,264.85	0.00	30,863.89	21,264.85	0.00	21,264.85
300	3004	ATH GIRLS BB 13,055.97	5,140.99	9,593.98	0.00	13,055.97	9,593.98	0.00	9,593.98
300	3007	ATH BOYS CC 11,055.00	525.00	16,360.00	0.00	11,055.00	16,360.00	0.00	16,360.00
300	3008	ATH HS FOOTBALL 125,716.25	0.00	119,549.46	0.00	125,716.25	119,549.46	0.00	119,549.46
300	3010	ATH SOCCER 138.00	717.00	717.00	0.00	138.00	717.00	0.00	717.00

EFINANCEPLUS
DATE: 02/08/2023
TIME: 14:18:43
SELECTION CRITERIA : ALL

MEDINA CITY SCHOOLS
OH Cash Position Report

PAGE NUMBER: 13

ACCOUNTING PERIOD : 7/23

FUND	SCC	DESCRIPTION	MTD RECEIPTS	FYTD RECEIPTS	MTD EXPENDITURES	FYTD EXPENDITURES	CURRENT FUND BALANCE	CURRENT ENCUMBRANCE	UNENCUMBERED FUND BALANCE
300	3012	ATH BOYS SOCCER 13,861.00	0.00	9,865.29	0.00	13,861.00	9,865.29	0.00	9,865.29
300	3013	ATH GIRLS SOCCER 15,377.38	0.00	12,215.92	0.00	15,377.38	12,215.92	0.00	12,215.92
300	3015	ATH BOYS TRACK 8,160.96	0.00	350.00	0.00	8,160.96	350.00	0.00	350.00
300	3016	ATH GIRLS TRACK 1,525.00	0.00	175.00	0.00	1,525.00	175.00	0.00	175.00
300	3017	ATH GIRLS VBALL 12,874.16	0.00	12,433.94	0.00	12,874.16	12,433.94	0.00	12,433.94
300	3018	ATH WRESTLING 2,987.02	14,850.55	24,375.37	0.00	2,987.02	24,375.37	0.00	24,375.37
300	3019	ATH BOYS LACROSSE 6,417.99	0.00	0.00	0.00	6,417.99	0.00	0.00	0.00
300	3020	ATH GIRLS LACROSSE 6,565.99	0.00	0.00	0.00	6,565.99	0.00	0.00	0.00
300	3021	ATH BOYS SWIMMING 1,318.37	2,164.96	3,852.96	0.00	1,318.37	3,852.96	0.00	3,852.96
300	3022	ATH GIRLS SWIMMING 1,083.36	0.00	0.00	0.00	1,083.36	0.00	0.00	0.00
300	9110	GARFIELD FIELD TRIPS 5,572.62	0.00	0.00	-191.12	264.59	5,308.03	4,000.00	1,308.03
300	9120	CANAVAN FIELD TRIP -387.37	0.00	0.00	389.26	743.16	-1,130.53	158.32	-1,288.85
300	9121	WORLD WATCHER'S CLUB 7,362.04	0.00	0.00	0.00	0.00	7,362.04	0.00	7,362.04
300	9130	FENN FIELD TRIPS 0.00	996.00	996.00	0.00	-150.00	1,146.00	0.00	1,146.00
300	9140	HERITAGE FIELD TRIPS 117.71	0.00	0.00	109.40	109.40	8.31	0.00	8.31
300	9160	BLAKE FIELD TRIPS 448.58	0.00	0.00	41.12	300.00	148.58	96.00	52.58
300	9170	WAITE FIELD TRIPS 0.00	0.00	1,037.00	0.00	573.00	464.00	1,462.00	-998.00
300	9180	NORTHROP FIELD TRIPS 1,034.16	0.00	0.00	-344.99	-272.52	1,306.68	1,459.53	-152.85
300	9201	CL BAND FUND 20,500.64	0.00	7,484.00	387.36	5,768.07	22,216.57	34,420.00	-12,203.43
300	9202	CL ORCHESTRA FD. 258.00	0.00	0.00	0.00	0.00	258.00	0.00	258.00

EFINANCEPLUS
DATE: 02/08/2023
TIME: 14:18:43
SELECTION CRITERIA : ALL

MEDINA CITY SCHOOLS
OH Cash Position Report

PAGE NUMBER: 14

ACCOUNTING PERIOD : 7/23

FUND	SCC	DESCRIPTION	MTD RECEIPTS	FYTD RECEIPTS	MTD EXPENDITURES	FYTD EXPENDITURES	CURRENT FUND BALANCE	CURRENT ENCUMBRANCE	UNENCUMBERED FUND BALANCE
		BEGIN BALANCE							
300	9203	CL LIBRARY 370.00	0.00	0.00	0.00	0.00	370.00	0.00	370.00
300	9204	CL CHOIR FUND 634.10	0.00	0.00	0.00	0.00	634.10	0.00	634.10
300	9208	0.00	9,483.00	9,483.00	0.00	0.00	9,483.00	0.00	9,483.00
300	9250	RT BAND FUND 10,526.73	46.30	7,244.30	0.00	3,660.64	14,110.39	17,305.00	-3,194.61
300	9251	RT ORCHESTRA FUND 1,246.65	0.00	0.00	0.00	0.00	1,246.65	0.00	1,246.65
300	9252	RT CHOIR FUND 3,270.15	0.00	0.00	0.00	0.00	3,270.15	0.00	3,270.15
300	9253	RT BEEHIVE 1,758.78	138.35	490.50	152.39	357.77	1,891.51	297.54	1,593.97
300	9254	ZEN DEN RT 0.00	200.00	200.00	0.00	0.00	200.00	2,200.00	-2,000.00
300	9258	RT DIST SUPER ACTIV -392.50	0.00	109,104.00	0.00	110,327.84	-1,616.34	5,437.16	-7,053.50
300	9301	BOWLING CLUB 5,269.00	0.00	0.00	0.00	5,269.00	0.00	0.00	0.00
300	9302	MENS VOLLEYBALL 3,708.17	0.00	1,500.00	0.00	400.00	4,808.17	10,000.00	-5,191.83
300	9303	HUDDLE/SHUDDLE 1,134.87	0.00	2,250.00	0.00	1,214.42	2,170.45	2,285.58	-115.13
300	9304	LINK CREW 3,302.64	0.00	985.00	52.50	3,389.99	897.65	1,450.01	-552.36
300	9313	MUSICAL 29,116.42	3,010.00	3,010.00	9.73	7,179.66	24,946.76	14,820.34	10,126.42
300	9325	MHS BAND TRIP 7,171.20	0.00	0.00	0.00	0.00	7,171.20	0.00	7,171.20
300	9334	BEEHIVE CAFE 18,567.45	0.00	0.00	65.00	251.61	18,315.84	16,948.39	1,367.45
300	9390	GLOBAL TRIPS 460.00	100.00	15.00	0.00	0.00	475.00	6,000.00	-5,525.00
300	9410	SPARKLE CHEERLEADING 1,873.21	0.00	812.00	0.00	721.31	1,963.90	1,103.63	860.27
<hr/>									
Total For Fund	300:	377,146.03	61,076.05	1,008,940.07	40,371.86	970,059.84	416,026.26	206,840.13	209,186.13

EFINANCEPLUS
 DATE: 02/08/2023
 TIME: 14:18:43
 SELECTION CRITERIA : ALL

MEDINA CITY SCHOOLS
 OH Cash Position Report

PAGE NUMBER: 15

ACCOUNTING PERIOD : 7/23

FUND	SCC	DESCRIPTION	MTD RECEIPTS	FYTD RECEIPTS	MTD EXPENDITURES	FYTD EXPENDITURES	CURRENT FUND BALANCE	CURRENT ENCUMBRANCE	UNENCUMBERED FUND BALANCE
401	9012	ST FRANCIS AUX SERVICES 57,580.59	0.00	157.13	0.00	7,573.06	50,164.66	0.00	50,164.66
401	9013	ST FRANCIS AUX SERVICES 0.00	151.41	163,363.82	21,740.83	96,810.51	66,553.31	82,936.60	-16,383.29
401	9017	AUX ST FRANCIS 37.41	0.00	0.00	0.00	0.00	37.41	0.00	37.41
401	9022	NURTURY AUX SERVICES 10,356.31	0.00	32.05	0.00	0.00	10,388.36	0.00	10,388.36
401	9023	NURTURY AUX SERVICES 0.00	11.22	5,199.67	0.00	270.00	4,929.67	0.00	4,929.67
401	9027	AUX FUNDS NURTURY 72.90	0.00	0.00	0.00	0.00	72.90	0.00	72.90
401	9032	MCA AUX SERVICES 26,269.50	0.00	76.45	0.00	1,759.92	24,586.03	6,277.98	18,308.05
401	9033	MCA AUX SERVICES 0.00	0.00	210,150.67	27,767.95	220,319.47	-10,168.80	60,338.10	-70,506.90
401	9066	SM WONDERS 1,644.12	0.00	0.00	0.00	0.00	1,644.12	0.00	1,644.12
<hr/>									
Total For Fund	401:	95,960.83	162.63	378,979.79	49,508.78	326,732.96	148,207.66	149,552.68	-1,345.02
<hr/>									
432	9097	MANAGE INFO SYS 0.80	0.00	0.00	0.00	0.00	0.80	0.00	0.80
<hr/>									
Total For Fund	432:	0.80	0.00	0.00	0.00	0.00	0.80	0.00	0.80
<hr/>									
450	9008	SCHOOLNET PLUS FY2008 1.00	0.00	0.00	0.00	0.00	1.00	0.00	1.00
<hr/>									
Total For Fund	450:	1.00	0.00	0.00	0.00	0.00	1.00	0.00	1.00

MEDINA CITY SCHOOLS
OH Cash Position Report

ACCOUNTING PERIOD : 7/23

FUND	SCC	DESCRIPTION	MTD RECEIPTS	FYTD RECEIPTS	MTD EXPENDITURES	FYTD EXPENDITURES	CURRENT FUND BALANCE	CURRENT ENCUMBRANCE	UNENCUMBERED FUND BALANCE
		BEGIN BALANCE							
451	9012	CONNECTIVITY 6,582.50	0.00	9,900.00	0.00	0.00	16,482.50	0.00	16,482.50
<hr/>									
Total	For Fund	451: 6,582.50	0.00	9,900.00	0.00	0.00	16,482.50	0.00	16,482.50
452	9008	SCHOOLNET PD FY08 66.15	0.00	0.00	0.00	0.00	66.15	0.00	66.15
<hr/>									
Total	For Fund	452: 66.15	0.00	0.00	0.00	0.00	66.15	0.00	66.15
467	9021	STUD WELLNESS AND SUCCESS 71,712.61	0.00	0.00	0.00	99,133.71	-27,421.10	0.00	-27,421.10
<hr/>									
Total	For Fund	467: 71,712.61	0.00	0.00	0.00	99,133.71	-27,421.10	0.00	-27,421.10
499	9012	INTERN PSYCH FY12 45.81	0.00	0.00	0.00	0.00	45.81	0.00	45.81
499	9013	INTERN PSYCH FY13 39.97	0.00	0.00	0.00	0.00	39.97	0.00	39.97
499	9019	SCHOOL SAFETY 16,617.54	0.00	0.00	0.00	0.00	16,617.54	0.00	16,617.54
499	9024	LOCAL GOV INNOVATION FUND 7,750.00	0.00	0.00	0.00	0.00	7,750.00	0.00	7,750.00
499	9039	INTERN PSYCH GRANT FY09 2.20	0.00	0.00	0.00	0.00	2.20	0.00	2.20
499	9112	E-TECH BLENDED LEARNING 321.71	0.00	0.00	0.00	0.00	321.71	0.00	321.71
<hr/>									

MEDINA CITY SCHOOLS
OH Cash Position Report

ACCOUNTING PERIOD : 7/23

FUND	SCC	DESCRIPTION	BEGIN BALANCE	MTD RECEIPTS	FYTD RECEIPTS	MTD EXPENDITURES	FYTD EXPENDITURES	CURRENT FUND BALANCE	CURRENT ENCUMBRANCE	UNENCUMBERED FUND BALANCE
<hr/>										
Total	For Fund	499:								
		24,777.23	0.00	0.00	0.00	0.00	24,777.23	0.00	24,777.23	
<hr/>										
506	9014	RES ED GRANT								
		950.00	0.00	0.00	0.00	0.00	950.00	0.00	950.00	
<hr/>										
Total	For Fund	506:								
		950.00	0.00	0.00	0.00	0.00	950.00	0.00	950.00	
<hr/>										
507	9022	ARP ESSER								
		0.00	0.00	164,788.43	34,450.53	808,438.58	-643,650.15	1,113,790.20	-1,757,440.35	
507	9121	ESSER II								
		-279.43	0.00	42,870.30	60,918.70	156,239.20	-113,648.33	398,082.40	-511,730.73	
507	9222	ARP ESSER HOMELESS								
		0.00	0.00	0.00	0.00	0.00	0.00	5,000.00	-5,000.00	
<hr/>										
Total	For Fund	507:								
		-279.43	0.00	207,658.73	95,369.23	964,677.78	-757,298.48	1,516,872.60	-2,274,171.08	
<hr/>										
516	9015	TITLE VI-B								
		2,690.82	0.00	0.00	0.00	0.00	2,690.82	0.00	2,690.82	
516	9016	TITLE VI-B								
		229.90	0.00	0.00	0.00	0.00	229.90	0.00	229.90	
516	9021	TITLE VI-B								
		4.85	0.00	0.00	0.00	0.00	4.85	0.00	4.85	
516	9022	TITLE VI-B								
		0.00	0.00	242,398.37	0.00	242,580.56	-182.19	18,480.00	-18,662.19	
516	9023	TITLE VI-B								
		0.00	0.00	386,107.07	323,723.64	869,887.07	-483,780.00	35,314.34	-519,094.34	
516	9122	ARP IDEA								
		0.00	0.00	1,335.12	0.00	5,302.89	-3,967.77	0.00	-3,967.77	
516	9123	APR IDEA								
		0.00	0.00	0.00	88,905.54	88,905.54	-88,905.54	52,800.00	-141,705.54	
<hr/>										

PAGE NUMBER: 18

EFINANCEPLUS
DATE: 02/08/2023
TIME: 14:18:43
SELECTION CRITERIA : ALL

MEDINA CITY SCHOOLS
OH Cash Position Report

PAGE NUMBER: 19

ACCOUNTING PERIOD : 7/23

FUND	SCC	DESCRIPTION	BEGIN BALANCE	MTD RECEIPTS	FYTD RECEIPTS	MTD EXPENDITURES	FYTD EXPENDITURES	CURRENT FUND BALANCE	CURRENT ENCUMBRANCE	UNENCUMBERED FUND BALANCE
Total For Fund 584:			-861.90	0.00	40,148.60	3,400.48	52,357.09	-13,070.39	8,571.34	-21,641.73
587	9022	EARLY CHILDHOOD 0.00	0.00	0.00	5,980.58	0.00	8,327.59	-2,347.01	0.00	-2,347.01
587	9023	EARLY CHILDHOOD 0.00	0.00	0.00	10,131.34	3,196.35	17,879.80	-7,748.46	1,559.90	-9,308.36
587	9123	ARP IDEA EARLY ED 0.00	0.00	0.00	0.00	194.74	194.74	-194.74	5,805.26	-6,000.00
Total For Fund 587:			0.00	0.00	16,111.92	3,391.09	26,402.13	-10,290.21	7,365.16	-17,655.37
590	9022	TITLE II-A 0.00	0.00	0.00	52,077.40	0.00	54,746.17	-2,668.77	0.00	-2,668.77
590	9023	TITLE II-A 0.00	0.00	0.00	53,909.95	4,229.35	70,760.07	-16,850.12	34,193.17	-51,043.29
Total For Fund 590:			0.00	0.00	105,987.35	4,229.35	125,506.24	-19,518.89	34,193.17	-53,712.06
599	9022	NSLP EQUIP ASSIST 0.00	0.00	0.00	0.00	0.00	108,688.64	-108,688.64	18,691.26	-127,379.90
599	9023	OFCC SAFETY/SECURITY 0.00	0.00	0.00	550,000.00	211,770.00	321,883.80	228,116.20	37,335.20	190,781.00
Total For Fund 599:			0.00	0.00	550,000.00	211,770.00	430,572.44	119,427.56	56,026.46	63,401.10
GRAND TOTALS:			67,753,269.09	6,157,893.80	61,305,395.48	8,933,038.81	74,395,206.44	54,663,458.13	10,588,621.39	44,074,836.74

EFINANCEPLUS
 DATE: 02/08/2023
 TIME: 14:18:43
 SELECTION CRITERIA : ALL

MEDINA CITY SCHOOLS
 OH Cash Position Report

PAGE NUMBER: 20

ACCOUNTING PERIOD : 7/23

FUND	SCC	DESCRIPTION BEGIN BALANCE	MTD RECEIPTS	FYTD RECEIPTS	MTD EXPENDITURES	FYTD EXPENDITURES	CURRENT FUND BALANCE	CURRENT ENCUMBRANCE	UNENCUMBERED FUND BALANCE
001		31,219,516.68	2,992,782.50	37,788,249.14	5,783,798.07	45,323,971.39	23,683,794.43	3,362,802.70	20,320,991.73
002		3,731,713.08	103,880.00	3,716,937.50	0.00	5,484,362.15	1,964,288.43	795,962.00	1,168,326.43
003		473,785.05	0.00	10,000.00	13,414.54	45,640.00	438,145.05	30,007.45	408,137.60
006		1,141,851.51	221,986.00	1,383,283.38	187,960.20	1,520,503.78	1,004,631.11	368,112.31	636,518.80
007		48,716.42	153.61	18,803.58	0.00	0.00	67,520.00	20,000.00	47,520.00
008		724,007.48	110.80	740.07	0.00	0.00	724,747.55	0.00	724,747.55
009		154,039.38	17,471.12	255,118.88	4,898.87	127,860.01	281,298.25	152,509.20	128,789.05
014		795,546.60	148,710.20	711,224.29	165,338.93	899,224.21	607,546.68	91,091.50	516,455.18
016		18,060,061.09	492,840.00	3,761,936.49	718,663.47	6,072,604.66	15,749,392.92	562,929.54	15,186,463.38
018		929,134.64	8,060.53	96,381.21	23,202.08	179,657.43	845,858.42	211,522.82	634,335.60
019		49,227.47	0.00	0.00	667.00	3,044.00	46,183.47	1,178.00	45,005.47
020		108,824.60	7,335.54	32,410.21	0.00	4,270.91	136,963.90	5,000.00	131,963.90
022		69,493.36	0.00	14,956.11	0.00	8,365.39	76,084.08	7,551.75	68,532.33
024		5,437,753.25	977,640.06	6,765,176.41	1,080,528.03	6,625,287.81	5,577,641.85	2,220,548.86	3,357,092.99

EFINANCEPLUS
 DATE: 02/08/2023
 TIME: 14:18:43
 SELECTION CRITERIA : ALL

MEDINA CITY SCHOOLS
 OH Cash Position Report

PAGE NUMBER: 21

ACCOUNTING PERIOD : 7/23

FUND	SCC	DESCRIPTION BEGIN BALANCE	MTD RECEIPTS	FYTD RECEIPTS	MTD EXPENDITURES	FYTD EXPENDITURES	CURRENT FUND BALANCE	CURRENT ENCUMBRANCE	UNENCUMBERED FUND BALANCE
027		567,443.83	12,850.58	103,412.82	18,492.50	78,545.42	592,311.23	137,622.50	454,688.73
071		3,208,431.53	1,097,617.66	3,243,801.23	54,048.79	3,325,782.21	3,126,450.55	278,954.51	2,847,496.04
200		467,857.21	15,216.52	109,239.94	14,232.07	74,292.50	502,804.65	241,030.74	261,773.91
300		377,146.03	61,076.05	1,008,940.07	40,371.86	970,059.84	416,026.26	206,840.13	209,186.13
401		95,960.83	162.63	378,979.79	49,508.78	326,732.96	148,207.66	149,552.68	-1,345.02
432		0.80	0.00	0.00	0.00	0.00	0.80	0.00	0.80
450		1.00	0.00	0.00	0.00	0.00	1.00	0.00	1.00
451		6,582.50	0.00	9,900.00	0.00	0.00	16,482.50	0.00	16,482.50
452		66.15	0.00	0.00	0.00	0.00	66.15	0.00	66.15
467		71,712.61	0.00	0.00	0.00	99,133.71	-27,421.10	0.00	-27,421.10
499		24,777.23	0.00	0.00	0.00	0.00	24,777.23	0.00	24,777.23
506		950.00	0.00	0.00	0.00	0.00	950.00	0.00	950.00
507		-279.43	0.00	207,658.73	95,369.23	964,677.78	-757,298.48	1,516,872.60	-2,274,171.08
516		2,925.57	0.00	629,840.56	412,629.18	1,206,676.06	-573,909.93	106,594.34	-680,504.27

EFINANCEPLUS
 DATE: 02/08/2023
 TIME: 14:18:43
 SELECTION CRITERIA : ALL

MEDINA CITY SCHOOLS
 OH Cash Position Report

PAGE NUMBER: 22

ACCOUNTING PERIOD : 7/23

FUND	SCC	DESCRIPTION BEGIN BALANCE	MTD RECEIPTS	FYTD RECEIPTS	MTD EXPENDITURES	FYTD EXPENDITURES	CURRENT FUND BALANCE	CURRENT ENCUMBRANCE	UNENCUMBERED FUND BALANCE
551		2,572.08	0.00	7,842.15	0.00	921.51	9,492.72	0.00	9,492.72
572		-15,687.56	0.00	338,315.05	47,124.29	418,754.81	-96,127.32	15,781.63	-111,908.95
584		-861.90	0.00	40,148.60	3,400.48	52,357.09	-13,070.39	8,571.34	-21,641.73
587		0.00	0.00	16,111.92	3,391.09	26,402.13	-10,290.21	7,365.16	-17,655.37
590		0.00	0.00	105,987.35	4,229.35	125,506.24	-19,518.89	34,193.17	-53,712.06
599		0.00	0.00	550,000.00	211,770.00	430,572.44	119,427.56	56,026.46	63,401.10
<hr/>									
GRAND TOTALS:		67,753,269.09	6,157,893.80	61,305,395.48	8,933,038.81	74,395,206.44	54,663,458.13	10,588,621.39	44,074,836.74

Medina City Schools Check Register For January 2023

2/8/23

2:26 PM

Check Date	Check Number	Vendor Name	Transaction Amount
01/03/2023	V718095	MEMO - MEDICAL MUTUAL	\$112,971.14
01/03/2023	V718100	MEMO - MEDICAL MUTUAL	\$60,729.79
01/03/2023 - Total			\$173,700.93
01/05/2023	V716948	GORDON FOOD SERVICE	\$376.38
01/05/2023 - Total			\$376.38
01/06/2023	V718096	MEMO - MEDICAL MUTUAL	\$245,594.96
01/06/2023	V718106	OHIO DEPT OF ED - MEMO CK	\$13,883.36
01/06/2023	V718108	MEMO - WESTFIELD BANK	\$826.18
01/06/2023 - Total			\$260,304.50
01/10/2023	V716958	MEMO-CAPITAL ONE	\$26,681.05
01/10/2023 - Total			\$26,681.05
01/11/2023	V716949	GORDON FOOD SERVICE	\$1,456.67
01/11/2023 - Total			\$1,456.67
01/12/2023	V718101	MEMO MET LIFE INSURANCE	\$3,540.25
01/12/2023 - Total			\$3,540.25
01/13/2023	716758	F.C.P.E	\$143.00
01/13/2023	716759	KIDS FIRST	\$12.00
01/13/2023	716760	OAPSE	\$4,280.90
01/13/2023	716761	KEITH L RUCINSKI, CHAPTER 13 TRSTEE	\$1,638.00
01/13/2023	716762	OHIO EDUCATION ASSOCIATION	\$360.49
01/13/2023	716763	PEOPLE QUALIFIED COMMITTEE	\$23.12
01/13/2023	V716764	MEMO-FLEXSAVE	\$12,399.81
01/13/2023	V716765	MEDINA CITY SCHOOLS FOUNDATION	\$69.00
01/13/2023	V716766	MEMO - SERS - BOARD	\$58,825.24
01/13/2023	V716767	MEMO - STRS - BOARD	\$239,254.63
01/13/2023	V716768	MEMO -EFTPS - TAXES	\$236,171.75
01/13/2023	V716769	MEMO -MEDINA CITY SCHOOLS	\$477,950.63
01/13/2023	V716770	MEMO MET LIFE INSURANCE	\$4,710.90
01/13/2023	V716771	MEMO --S E R S - EMPLOYEE	\$42,661.32
01/13/2023	V716772	MEMO --S T R S - EMPLOYEE	\$250,556.97
01/13/2023	V716773	OHIO BUSINESS GATEWAY	\$47,890.66
01/13/2023	V716774	OHIO CHILD SUPPORT PAYMENT CENTRAL	\$544.08
01/13/2023	V716775	MEMO - OMNI	\$44,798.97

Medina City Schools Check Register For January 2023

2/8/23

2:26 PM

Check Date	Check Number	Vendor Name	Transaction Amount
01/13/2023	V716776	TRUSTMARK VOLUNTARY BENEFITS	\$1,738.76
01/13/2023	V718097	MEMO - MEDICAL MUTUAL	\$130,962.69
01/13/2023 - Total			\$1,554,992.92
01/17/2023	716791	ALL FIRED UP	\$390.00
01/17/2023	716792	APOLLO PEST CONTROL INC.	\$628.00
01/17/2023	716793	AQUACLEAR	\$73.85
01/17/2023	716794	CAFETERIA-PEPSI COLA ORDERS	\$2,882.03
01/17/2023	716795	CLEVELAND PLUMBING SUPPLY CO.	\$360.00
01/17/2023	716796	CLEVELAND TOOL & CUTTER	\$138.00
01/17/2023	716797	CLEVELAND VICON COMPANY INC	\$219.68
01/17/2023	716798	COCA COLA BOTTLING CO CSLDT	\$1,450.83
01/17/2023	716799	COUNS. CNTR OF WAYNE & HOLMES CTY.	\$39,624.65
01/17/2023	716800	ELECTRICAL APPLIANCE REPAIR	\$1,278.23
01/17/2023	716801	GENERATION GENIUS, INC.	\$175.00
01/17/2023	716802	HERSHEY CREAMERY CO	\$2,488.76
01/17/2023	716803	INNOVATIVE SOLUTIONS DISTRIBUTION	\$2,105.00
01/17/2023	716804	JW PEPPER & SON, INC.	\$267.97
01/17/2023	716805	LODI LUMBER CO	\$137.93
01/17/2023	716806	MARIGOLD GROUP, LLC	\$220.00
01/17/2023	716807	MARS ELECTRIC CO.	\$569.14
01/17/2023	716808	MATH LEARNING CENTER	\$65.00
01/17/2023	716809	MCS FOOD SERVICE DEPT.	\$27.62
01/17/2023	716810	MEDINA HARDWARE INC	\$275.56
01/17/2023	716811	MIDLAND HARDWARE COMPANY	\$153.00
01/17/2023	716812	NATIONAL TIME & SIGNAL CORPORATION	\$666.27
01/17/2023	716813	ALFRED NICKLES BAKERY INC	\$1,175.90
01/17/2023	716814	SHALE CREEK GOLF CLUB	\$4,140.00
01/17/2023	716815	STAPLES INC	\$119.99
01/17/2023	716816	W W WILLIAMS COMPANY LLC	\$1,505.00
01/17/2023	716817	WELLINGTON IMPLEMENT CO. INC.	\$64.49
01/17/2023	716818	WOLFF BROS. SUPPLY INC.	\$1,705.36
01/17/2023	716819	ACME TOOLS	\$3,419.99
01/17/2023	716820	ADVANCE AUTO PARTS	\$59.97

Medina City Schools Check Register For January 2023

2/8/23

2:26 PM

Check Date	Check Number	Vendor Name	Transaction Amount
01/17/2023	716821	ALAYNA WARRINGTON	\$161.97
01/17/2023	716822	APPLE MOBILE LEASING INC	\$10,000.00
01/17/2023	716823	ARMSTRONG UTILITIES INC.	\$847.37
01/17/2023	716824	B & B TROPHIES & AWARDS	\$8.95
01/17/2023	716825	BOBCAT COMPANY	\$10,155.14
01/17/2023	716826	BRANCHING MINDS	\$298,850.00
01/17/2023	716827	BUZZARD TOOLS LLC	\$436.97
01/17/2023	716828	CARDINAL BUS SALES & SERV INC	\$6,534.46
01/17/2023	716829	CITY OF MEDINA (WATER DEPT.)	\$13,441.66
01/17/2023	716830	CRANDALL COMPANY INC	\$2,296.15
01/17/2023	716831	CUMMINS SALES AND SERVICE	\$3,656.28
01/17/2023	716832	DELL MARKETING LP	\$1,935.92
01/17/2023	716833	ELECTRICAL APPLIANCE REPAIR	\$754.00
01/17/2023	716834	FRONTIER NORTH INC	\$4,874.81
01/17/2023	716835	GORDON FOOD SERVICE	\$400.87
01/17/2023	716836	JW PEPPER & SON, INC.	\$65.00
01/17/2023	716837	KINGS III EMERGENCY COMMUNICATIONS	\$274.19
01/17/2023	716838	KODO KIDS	\$379.50
01/17/2023	716839	LORAIN COUNTY COMM. COLLEGE	\$825.00
01/17/2023	716840	MEDINA CITY SCHOOLS	\$24.15
01/17/2023	716841	MEDINA CITY SCHOOLS - BUSINESS DEPT	\$794.07
01/17/2023	716842	MINUTEMAN PRESS	\$150.00
01/17/2023	716843	NATIONAL LATIN EXAM	\$277.00
01/17/2023	716844	ALFRED NICKLES BAKERY INC	\$215.60
01/17/2023	716845	REBECCA PARKHURST	\$47.00
01/17/2023	716846	ROWLEYS WHOLESALE	\$2,214.90
01/17/2023	716847	RUMPKE OF OHIO INC	\$1,523.28
01/17/2023	716848	SCHOLASTIC INC	\$105.99
01/17/2023	716849	SCOTT SCRIVEN LLP	\$5,786.00
01/17/2023	716850	SMETZER'S TIRE CENTER INC.	\$925.40
01/17/2023	716851	TALBERT'S COMMERCIAL PRODUCTS	\$26.15
01/17/2023	V716778	AMAZON.COM	\$4,938.50
01/17/2023	V716779	BLICK ART MATERIALS LLC	\$343.12

Medina City Schools Check Register For January 2023

2/8/23

2:26 PM

Check Date	Check Number	Vendor Name	Transaction Amount
01/17/2023	V716780	NEW DAIRY HOLDCO, LLC.	\$4,894.25
01/17/2023	V716781	DAMON INDUSTRIES INC	\$1,003.90
01/17/2023	V716782	INTEGRITY SPORT TEAM SALES, LLC	\$3,006.40
01/17/2023	V716783	JOSHEN PAPER & PACKAGING CO.	\$632.05
01/17/2023	V716784	MUSIC AND ARTS	\$85.00
01/17/2023	V716785	ORLO AUTO PARTS INC	\$120.82
01/17/2023	V716786	QUILL CORPORATION	\$338.99
01/17/2023	V716787	REINHARDT SUPPLY COMPANY	\$1,434.20
01/17/2023	V716788	SCHOOL SPECIALTY, LLC.	\$125.00
01/17/2023	V716789	STANTON'S SHEET MUSIC INC	\$269.17
01/17/2023	V716790	WHITE HOUSE ARTESIAN SPRINGS	\$25.25
01/17/2023	V716852	ACA TRACK LLC.	\$1,670.00
01/17/2023	V716854	AMAZON.COM	\$2,504.79
01/17/2023	V716855	ANTHONY BELSITO	\$425.00
01/17/2023	V716856	DEBORAH DAWN BLASCAK	\$39.06
01/17/2023	V716857	NEW DAIRY HOLDCO, LLC.	\$2,114.90
01/17/2023	V716858	AMY LYNN BUSBY	\$151.38
01/17/2023	V716859	DANIEL WEINMANN	\$170.00
01/17/2023	V716860	EDWARD P. MEYERS	\$85.00
01/17/2023	V716861	ENTERPRISE FM TRUST	\$8,410.93
01/17/2023	V716862	ESC OF MEDINA COUNTY	\$3,037.50
01/17/2023	V716863	JESSICA WYATT	\$172.20
01/17/2023	V716864	MCMASTER-CARR SUPPLY COMPANY	\$140.69
01/17/2023	V716865	MICHAEL L WESNER	\$1,746.18
01/17/2023	V716866	ANGELA LYNN MORMAN	\$17.19
01/17/2023	V716867	NICHOLAS BRANDON MACLARREN	\$1,060.00
01/17/2023	V716868	QUILL CORPORATION	\$98.99
01/17/2023	V716869	REDTREE INVESTMENT GROUP	\$1,529.13
01/17/2023	V716870	REINHARDT SUPPLY COMPANY	\$202.49
01/17/2023	V716871	RENAISSANCE LEARNING INC	\$2,500.00
01/17/2023	V716872	AARON J SABLE	\$814.88
01/17/2023	V716873	SENDERO THERAPIES INC.	\$67,617.72
01/17/2023	V716874	TRANSPORTATION ACCESSORIES CO, INC.	\$563.61

Medina City Schools Check Register For January 2023

2/8/23

2:26 PM

Check Date	Check Number	Vendor Name	Transaction Amount
01/17/2023	V716875	USA MOBILE DRUG TESTING	\$314.50
01/17/2023	V716876	CHAD MICHAEL WILSON	\$65.44
01/17/2023	V716878	CINTAS CORPORATION (V-CARD)	\$1,178.64
01/17/2023	V718110	MEMO - HUNTINGTON NAT'L BANK	\$8,050.77
01/17/2023 - Total			\$556,272.64
01/19/2023	V716950	GORDON FOOD SERVICE	\$11,519.43
01/19/2023 - Total			\$11,519.43
01/20/2023	716879	AGM ENERGY SERVICES, LLC	\$32,826.00
01/20/2023	716880	ATLAS PEN & PENCIL LLC	\$74.03
01/20/2023	716881	AUDITOR OF STATE'S OFFICE	\$5,571.40
01/20/2023	716882	BARNES & NOBLE BOOKSELLERS	\$19.17
01/20/2023	716883	BUEHLER'S FRESH FOODS	\$449.00
01/20/2023	716884	BULBS.COM, INC.	\$159.90
01/20/2023	716885	CLEVELAND CLINIC ATWORK	\$90.00
01/20/2023	716886	CLEVELAND PLUMBING SUPPLY CO.	\$97.33
01/20/2023	716887	CLIFFSIDE ARTISTS COLLABORATIVE	\$775.00
01/20/2023	716888	COLUMBIA GAS OF OHIO INC	\$491.41
01/20/2023	716889	COUNS. CNTR OF WAYNE & HOLMES CTY.	\$39,624.65
01/20/2023	716890	DEBORAH BLASCAK - PETTY CASHIER	\$250.00
01/20/2023	716891	DECKER EQUIPMENT/SCHOOL FIX	\$33.70
01/20/2023	716892	FAMOUS DISTRIBUTION INC.	\$1,149.54
01/20/2023	716893	GRAINGER SUPPLY CO	\$304.87
01/20/2023	716894	HEALTHCARE BILLING SERVICES	\$1,794.38
01/20/2023	716895	LAKESIDE SUPPLY COMPANY	\$26,140.00
01/20/2023	716896	LEARNWELL	\$628.47
01/20/2023	716897	LUKE BRILL	\$520.00
01/20/2023	716898	MACK'S INC.	\$326.40
01/20/2023	716899	MARS ELECTRIC CO.	\$30.30
01/20/2023	716900	MEDINA CITY SCHOOLS	\$91,035.00
01/20/2023	716901	MEDINA FARMERS EXCHANGE CO INC	\$685.02
01/20/2023	716902	MULTI VENDOR PO VENDOR NUMBER	\$190.00
01/20/2023	716903	NAEIR	\$349.50
01/20/2023	716904	NEOLA INC.	\$1,295.00

Medina City Schools Check Register For January 2023

2/8/23

2:26 PM

Check Date	Check Number	Vendor Name	Transaction Amount
01/20/2023	716905	NORTHERN OHIO EQUIP. SERVICES	\$1,307.50
01/20/2023	716906	OASBO - FIVE COUNTY	\$15.00
01/20/2023	716907	OHIO EDISON COMPANY	\$41,215.22
01/20/2023	716908	OHIO SCHOOL BOARDS ASSOC	\$9,691.00
01/20/2023	716909	P & A ADMINISTRATIVE SERVICES	\$168.00
01/20/2023	716910	PROTEGIS FIRE & SAFETY	\$841.35
01/20/2023	716911	SC STRATEGIC SOLUTIONS LLC	\$971.10
01/20/2023	716912	STEPHANIE M. BOWLIN	\$172.50
01/20/2023	716913	STACY MOORMAN	\$70.00
01/20/2023	716914	STAPLES INC	\$105.48
01/20/2023	716915	STERLING PAPER CO	\$459.55
01/20/2023	716916	SUBURBAN SCHOOL TRANSPORTATION	\$56,691.57
01/20/2023	716917	SWEETWATER SOUND, LLC	\$152.44
01/20/2023	716918	TRACY BROWN	\$140.00
01/20/2023	716919	VERIZON WIRELESS	\$85.90
01/20/2023	716920	WOLFF BROS. SUPPLY INC.	\$50.00
01/20/2023	716921	XEROX FINANCIAL SERVICES LLC	\$11,517.00
01/20/2023	V716922	ALAN T ROLAND	\$420.00
01/20/2023	V716923	AMAZON.COM	\$94.72
01/20/2023	V716924	ANTHONY BELSITO	\$690.00
01/20/2023	V716925	DANIEL WEINMANN	\$390.00
01/20/2023	V716926	DAWN PROKOP	\$943.50
01/20/2023	V716927	DE LAGE LANDEN FINANCIAL	\$322.29
01/20/2023	V716928	DISCOUNT SCHOOL SUPPLY	\$194.74
01/20/2023	V716929	EDWARD P. MEYERS	\$65.00
01/20/2023	V716930	ESC OF MEDINA COUNTY	\$9,313.30
01/20/2023	V716931	FBN SYSTEMS INC.	\$4,485.00
01/20/2023	V716932	GABRIELE KNAFLICH	\$960.00
01/20/2023	V716933	HARRIS BATTERY COMPANY INC	\$421.42
01/20/2023	V716934	JOHNSON CONTROLS INC.	\$3,606.75
01/20/2023	V716935	LORI S KELLY	\$1,085.00
01/20/2023	V716936	MICHAEL L WESNER	\$347.50
01/20/2023	V716937	NCS PEARSON, INC.	\$60.00

Medina City Schools Check Register For January 2023

2/8/23

2:26 PM

Check Date	Check Number	Vendor Name	Transaction Amount
01/20/2023	V716938	NICHOLAS BRANDON MACLARREN	\$582.50
01/20/2023	V716939	ORLO AUTO PARTS INC	\$52.80
01/20/2023	V716940	QUILL CORPORATION	\$319.45
01/20/2023	V716941	REDTREE INVESTMENT GROUP	\$1,534.44
01/20/2023	V716942	SHELLEY A. MACK	\$560.00
01/20/2023	V716943	TOTAL EDUCATION SOLUTIONS, INC.	\$7,863.10
01/20/2023	V716944	THE FOWLER COMPANY	\$14,932.00
01/20/2023	V716946	CINTAS CORPORATION (V-CARD)	\$721.83
01/20/2023	V716947	SHEAKLEY UNISERVE INC (V-CARD)	\$18,334.00
01/20/2023	V718105	OHIO DEPT OF ED - MEMO CK	\$13,883.36
01/20/2023 - Total			\$410,746.38
01/23/2023	V718098	MEMO - MEDICAL MUTUAL	\$284,850.65
01/23/2023 - Total			\$284,850.65
01/26/2023	V717915	GORDON FOOD SERVICE	\$10,256.53
01/26/2023	V718042	SYSCO CLEVELAND INC	\$29,699.63
01/26/2023 - Total			\$39,956.16
01/27/2023	717957	ABC FIRE INC	\$139.50
01/27/2023	717958	ADLER TEAM SPORTS	\$666.00
01/27/2023	717959	ALLIED EQUIPMENT COMPANY	\$1,873.90
01/27/2023	717960	AMERICAN LEGION POST 202	\$55.00
01/27/2023	717961	APPLE INC.	\$699.00
01/27/2023	717962	ARMSTRONG UTILITIES INC.	\$717.15
01/27/2023	717963	ASCA	\$189.00
01/27/2023	717964	AUSTINTOWN-FITCH HIGH SCHOOL	\$400.00
01/27/2023	717965	BRIAN W. BARNES & CO. INC.	\$750.00
01/27/2023	717966	BRUCE TREADWAY	\$227.00
01/27/2023	717967	BUEHLER'S FRESH FOODS	\$133.56
01/27/2023	717968	BULK BOOKSTORE	\$117.75
01/27/2023	717969	BUZZARD TOOLS LLC	\$59.98
01/27/2023	717970	CARDINAL BUS SALES & SERV INC	\$210.35
01/27/2023	717971	CENTERRA CO-OP	\$20,728.53
01/27/2023	717972	CHARDON HIGH SCHOOL ATHLETIC DEPT.	\$300.00
01/27/2023	717973	CITY OF MEDINA (CIVIL SERVICE)	\$25,442.87

Medina City Schools Check Register For January 2023

2/8/23

2:26 PM

Check Date	Check Number	Vendor Name	Transaction Amount
01/27/2023	717974	CLAY HIGH SCHOOL	\$450.00
01/27/2023	717975	CLYDE-GREEN SPRINGS EXE. VILLAGE SD	\$180.00
01/27/2023	717976	COLUMBIA GAS OF OHIO INC	\$9,599.32
01/27/2023	717977	COPLEY-FAIRLAWN CITY SCHOOLS	\$85.00
01/27/2023	717978	CRANDALL COMPANY INC	\$452.85
01/27/2023	717979	CUMMINS SALES AND SERVICE	\$5,910.72
01/27/2023	717980	DOMINICS PIZZA & JO JO'S BAR	\$138.46
01/27/2023	717981	EDISON LOCAL SCHOOL DISTRICT	\$275.00
01/27/2023	717982	FAMOUS DISTRIBUTION INC.	\$421.10
01/27/2023	717983	FRAZIER BEHAVIORAL HEALTH	\$1,665.00
01/27/2023	717984	GALION HIGH SCHOOL	\$150.00
01/27/2023	717985	GREAT LAKES BIOMEDICAL LLC	\$667.00
01/27/2023	717986	MEDINA AREA CHAMBER OF COMMERCE	\$42.00
01/27/2023	717987	GRIZZLY AUTO & TIRE	\$722.52
01/27/2023	717988	HIGHLAND HIGH SCHOOL MARENGO	\$250.00
01/27/2023	717989	HOBART SALES & SERV., HMR INNOTECH	\$1,557.35
01/27/2023	717990	HOME DEPOT CREDIT SERVICES	\$2,479.85
01/27/2023	717991	HOME SCIENCE TOOLS	\$655.75
01/27/2023	717992	HUDSON HIGH SCHOOL	\$395.00
01/27/2023	717993	JEFF JORDAN	\$4,000.00
01/27/2023	717994	JW PEPPER & SON, INC.	\$678.00
01/27/2023	717995	LAKESHORE EQUIPMENT COMPANY	\$275.89
01/27/2023	717996	LEARNWELL	\$538.67
01/27/2023	717997	LEPPO INC.	\$295.00
01/27/2023	717998	MACGILL DISCOUNT NURSE SUPPLY	\$1,232.90
01/27/2023	717999	MACKIN BOOK COMPANY	\$1,096.27
01/27/2023	718000	MARLINGTON HIGH SCHOOL	\$300.00
01/27/2023	718001	MCGRAW HILL LLC	\$194.79
01/27/2023	718002	MCS FOOD SERVICE DEPT.	\$675.20
01/27/2023	718003	MEDINA ATHLETIC BOOSTER CLUB	\$700.00
01/27/2023	718004	MEDINA CITY SCHOOLS	\$1,793.09
01/27/2023	718005	MEDINA CITY SCHOOLS (USE V64350)	\$380.47
01/27/2023	718006	MEDINA COUNTY TREASURER	\$29.40

Medina City Schools Check Register For January 2023

2/8/23

2:26 PM

Check Date	Check Number	Vendor Name	Transaction Amount
01/27/2023	718007	MEDINA HARDWARE INC	\$48.50
01/27/2023	718008	MONTVILLE POLICE DEPARTMENT	\$312.00
01/27/2023	718009	NORTHEAST OHIO NETWORK FOR TEC.	\$55,489.21
01/27/2023	718010	NOREDINK CORP.	\$1,890.00
01/27/2023	718011	NORTH SHORE BOWLING CONFERENCE	\$712.00
01/27/2023	718012	NORTHERN OHIO EQUIP. SERVICES	\$500.00
01/27/2023	718013	NWEA	\$5,917.50
01/27/2023	718014	OHIO DEPARTMENT OF COMMERCE	\$101.25
01/27/2023	718015	OHIO DEPT OF JOB &	\$2,446.30
01/27/2023	718016	OHIO SCHOOLS COUNCIL	\$12,286.00
01/27/2023	718017	OHS FAST PITCH SFTBLL COACHES ASSOC	\$40.00
01/27/2023	718018	OSBORNE MEDINA INC.	\$32.32
01/27/2023	718019	OTC BRANDS INC	\$44.99
01/27/2023	718020	PELLA WINDOWS AND DOORS	\$1,776.46
01/27/2023	718021	PLAYHOUSE SQUARE FOUNDATION	\$182.50
01/27/2023	718022	PSAT NMSQT	\$16,040.00
01/27/2023	718023	ROBERTS ROOFING CO	\$61,674.40
01/27/2023	718024	SCRUBBER CITY INC	\$309.76
01/27/2023	718025	SHERWIN WILLIAMS COMPANY	\$54.58
01/27/2023	718026	OLON BOARD OF EDUCATION	\$100.00
01/27/2023	718027	SPIRITWEARMALL	\$1,800.00
01/27/2023	718028	STAPLES INC	\$82.01
01/27/2023	718029	STRONGSVILLE MIDDLE SCHOOL	\$225.00
01/27/2023	718030	SYNOVIA SOLUTIONS, LLC.	\$624.00
01/27/2023	718031	TALBERT'S COMMERCIAL PRODUCTS	\$276.47
01/27/2023	718032	TWINSBURG ATHLETIC BOOSTERS	\$500.00
01/27/2023	718033	VSA INC	\$8,814.00
01/27/2023	718034	W W WILLIAMS COMPANY LLC	\$77.37
01/27/2023	718035	WOLFF BROS. SUPPLY INC.	\$2,179.02
01/27/2023	718036	WOOSTER SPEECH & DEBATE PARENT	\$60.00
01/27/2023	718037	WRAPAROUND EXPERTS, LLC	\$4,125.00
01/27/2023	718043	CENTRAL COLLECTION AGENCY	\$111.84
01/27/2023	718044	CITY OF AKRON	\$291.04

Medina City Schools Check Register For January 2023

2/8/23

2:26 PM

Check Date	Check Number	Vendor Name	Transaction Amount
01/27/2023	718045	CITY OF BRUNSWICK	\$227.79
01/27/2023	718046	F.C.P.E	\$143.00
01/27/2023	718047	KIDS FIRST	\$12.00
01/27/2023	718048	OAPSE	\$4,312.24
01/27/2023	718049	KEITH L RUCINSKI, CHAPTER 13 TRSTEE	\$1,638.00
01/27/2023	718050	OHIO EDUCATION ASSOCIATION	\$360.49
01/27/2023	718051	PEOPLE QUALIFIED COMMITTEE	\$23.12
01/27/2023	718052	R.I.T.A.	\$52,266.71
01/27/2023	V717916	ABC THERAPY, LTD	\$14,342.25
01/27/2023	V717917	ACHIEVEMENT ADVANTAGE	\$2,475.00
01/27/2023	V717918	AIRGAS USA LLC	\$27.54
01/27/2023	V717922	AMAZON.COM	\$5,490.29
01/27/2023	V717923	ANTHONY BELSITO	\$440.00
01/27/2023	V717924	ARBITERSPORTS LLC.	\$350.00
01/27/2023	V717925	DANIEL A BERZINSKAS	\$19.00
01/27/2023	V717926	BLICK ART MATERIALS LLC	\$372.03
01/27/2023	V717927	NEW DAIRY HOLDCO, LLC.	\$1,860.26
01/27/2023	V717928	BSN SPORTS LLC	\$2,959.72
01/27/2023	V717929	CDWG	\$4,855.90
01/27/2023	V717930	CLEVELAND CLINIC CENTER	\$31,184.16
01/27/2023	V717931	DAWN PROKOP	\$1,082.25
01/27/2023	V717932	DE LAGE LANDEN FINANCIAL	\$1,333.79
01/27/2023	V717933	RONALD A DOUGLAS	\$42.31
01/27/2023	V717934	SUSAN M DUALE	\$19.00
01/27/2023	V717935	ENNIS BRITTON CO LPA	\$3,394.02
01/27/2023	V717936	ESC OF MEDINA COUNTY	\$62,539.42
01/27/2023	V717937	GOODWILL INDUSTRIES AKRON INC	\$1,623.75
01/27/2023	V717938	LLA THERAPY, LLC.	\$32,868.50
01/27/2023	V717939	LORI S KELLY	\$1,612.00
01/27/2023	V717940	MUSIC AND ARTS	\$7,344.99
01/27/2023	V717941	NEW STORY SCHOOLS OF OHIO	\$8,198.50
01/27/2023	V717942	NICHOLAS BRANDON MACLARREN	\$150.00
01/27/2023	V717943	PSI AFFILIATES INC.	\$9,344.70

Medina City Schools Check Register For January 2023

2/8/23

2:26 PM

Check Date	Check Number	Vendor Name	Transaction Amount
01/27/2023	V717944	QUENCH USA, INC.	\$59.95
01/27/2023	V717945	QUILL CORPORATION	\$482.08
01/27/2023	V717946	REINHARDT SUPPLY COMPANY	\$5,730.20
01/27/2023	V717947	SCHOOL SPECIALTY, LLC.	\$500.27
01/27/2023	V717948	DANIEL JOSEPH SMITH	\$14.63
01/27/2023	V717949	SPORTSWORLD	\$980.00
01/27/2023	V717950	STANTON'S SHEET MUSIC INC	\$343.33
01/27/2023	V717951	JASON T STURM	\$52.13
01/27/2023	V717952	TECHNOLOGY ENGINEERING GROUP, LLC	\$211,770.00
01/27/2023	V717953	THE FOWLER COMPANY	\$30,520.00
01/27/2023	V717954	TREE MAINTENANCE SERVICE INC	\$2,500.00
01/27/2023	V717955	USA CUSTOM APPAREL LLC	\$270.00
01/27/2023	V717956	VINSON GROUP LLC	\$2,575.00
01/27/2023	V718038	WARD'S SCIENCE	\$560.25
01/27/2023	V718039	CINTAS CORPORATION (V-CARD)	\$1,708.05
01/27/2023	V718040	POINT SPRING & DRIVESHAFT (V-CARD)	\$5,044.25
01/27/2023	V718053	MEMO-FLEXSAVE	\$12,399.81
01/27/2023	V718054	MEDINA CITY SCHOOLS FOUNDATION	\$69.00
01/27/2023	V718055	MEDINA CITY TEACHERS ASSOC	\$38,994.00
01/27/2023	V718056	MEMO - SERS - BOARD	\$60,817.58
01/27/2023	V718057	MEMO - STRS - BOARD	\$243,058.21
01/27/2023	V718058	MEMO -EFTPS - TAXES	\$239,811.54
01/27/2023	V718059	MEMO -MEDINA CITY SCHOOLS	\$475,897.46
01/27/2023	V718060	MEMO --S E R S - EMPLOYEE	\$43,938.56
01/27/2023	V718061	MEMO --S T R S - EMPLOYEE	\$254,335.90
01/27/2023	V718062	OHIO BUSINESS GATEWAY	\$48,601.31
01/27/2023	V718063	OHIO CHILD SUPPORT PAYMENT CENTRAL	\$544.08
01/27/2023	V718064	MEMO - OMNI	\$69,598.97
01/27/2023	V718065	SCHOOL DISTRICT INCOME TAX	\$1,751.82
01/27/2023	V718066	TRUSTMARK VOLUNTARY BENEFITS	\$1,738.76
01/27/2023	V718067	WORKERS COMP MEMO	\$6,529.63
01/27/2023 - Total			\$2,284,229.21
01/30/2023	718077	ASSOC. FOR MIDDLE LEVEL EDUCATION	\$1,499.96

Medina City Schools Check Register For January 2023

2/8/23

2:26 PM

Check Date	Check Number	Vendor Name	Transaction Amount
01/30/2023	718078	AQUACLEAR	\$67.85
01/30/2023	718079	COLUMBIA GAS OF OHIO INC	\$59.49
01/30/2023	718080	FRONTIER NORTH INC	\$4,938.55
01/30/2023	718081	HERSHEY CREAMERY CO	\$1,339.40
01/30/2023	718082	INNOVATIVE SOLUTIONS DISTRIBUTION	\$2,145.00
01/30/2023	718083	MEDINA COUNTY SANITARY	\$9,171.20
01/30/2023	718084	MEDINA HARDWARE INC	\$43.67
01/30/2023	718085	MIDLAND HARDWARE COMPANY	\$613.00
01/30/2023	718086	ALFRED NICKLES BAKERY INC	\$853.95
01/30/2023	718087	OHIO EDISON COMPANY	\$16,821.99
01/30/2023	718088	PERRY LOCAL SCHOOLS	\$75.00
01/30/2023	718089	TALBERT'S COMMERCIAL PRODUCTS	\$119.93
01/30/2023	V718068	AMAZON.COM	\$302.97
01/30/2023	V718069	NEW DAIRY HOLDCO, LLC.	\$955.19
01/30/2023	V718070	COUNS. CNTR OF WAYNE & HOLMES CTY.	\$39,624.65
01/30/2023	V718071	DYNAMERICAN INC.	\$5,595.00
01/30/2023	V718072	EASY GRAPHICS CORP	\$973.00
01/30/2023	V718073	JOSHEN PAPER & PACKAGING CO.	\$596.24
01/30/2023	V718074	MACIE PUBLISHING COMPANY	\$655.67
01/30/2023	V718075	ORLO AUTO PARTS INC	\$88.48
01/30/2023	V718076	SCHOOL DATEBOOKS	\$299.45
01/30/2023	V718094	ARBITERPAY TRUST ACCOUNT	\$8,400.00
01/30/2023 - Total			\$95,239.64
01/31/2023	V718090	MEDINA CITY TEACHERS ASSOC	\$596.00
01/31/2023	V718091	MEMO MET LIFE INSURANCE	\$333.36
01/31/2023	V718092	SCHOOL DISTRICT INCOME TAX	\$1,732.47
01/31/2023	V718093	WORKERS COMP MEMO	\$6,320.95
01/31/2023	V718099	MEMO - MEDICAL MUTUAL	\$152,369.74
01/31/2023	V718102	MEMO - P & A ADMINISTRATIVE	\$32,685.25
01/31/2023	V718103	MEMO - BUREAU WORK COMP	\$158.50
01/31/2023	V718104	MEMO - A&M ENDEAVORS LLC	\$54.95
01/31/2023	V718107	MEMO MET LIFE INSURANCE	\$30,985.92
01/31/2023	V718109	MEMO MET LIFE INSURANCE	\$15.11

Medina City Schools

Check Register For

January 2023

2/8/23

2:26 PM

Check Date	Check Number	Vendor Name	Transaction Amount
01/31/2023	V718111	MEMO MET LIFE INSURANCE	\$23,999.64
01/31/2023 - Total			\$249,251.89
Overall - Total			\$5,953,118.70

Fiscal Year	Fund - Expended	Function First Two Digits	Fiscal Year Budgeted Amount	% Expensed	Fiscal Year Expense Amount	Fiscal Year Encumbrance Amount	Balance
23	0010000	1100	\$772,426.59	0.00828704	\$6,401.13	\$0.00	\$766,025.46
23	0010000	1100	\$18,106,511.63	0.50083035	\$9,068,290.60	\$38,686.23	\$8,999,534.80
23	0010000	1100	\$8,674,727.98	0.76071798	\$6,599,021.51	\$35,318.34	\$2,040,388.13
23	0010000	1100	\$10,685,427.50	0.6092752	\$6,510,365.99	\$214,700.63	\$3,960,360.88
23	0010000	1100	\$50,358.76	0.17399455	\$8,762.15	\$28,915.21	\$12,681.40
23	0010000	1100	\$137,339.00	0.51662936	\$70,953.36	\$42,479.44	\$23,906.20
23	0010000	1100	\$60,884.00	0.16711172	\$10,174.43	\$18,216.19	\$32,493.38
23	0010000	1200	\$510,157.00	0.71178208	\$363,120.61	\$3,061.64	\$143,974.75
23	0010000	1200	\$60,000.00	0.3158095	\$18,948.57	\$20,100.16	\$20,951.27
23	0010000	1200	\$711,748.00	0.70082397	\$498,810.06	\$0.00	\$212,937.94
23	0010000	1200	\$463,439.00	0.67382564	\$312,277.08	\$0.00	\$151,161.92
23	0010000	1200	\$0.00		\$0.00	\$0.00	\$0.00
23	0010000	1200	\$2,302,445.61	0.68752949	\$1,582,999.26	\$0.00	\$719,446.35
23	0010000	1200	\$205,165.00	0	\$0.00	\$0.00	\$205,165.00
23	0010000	1200	\$2,548,981.63	0.12230357	\$311,749.55	\$0.00	\$2,237,232.08
23	0010000	1200	\$689,962.00	0.45563956	\$314,373.98	\$0.00	\$375,588.02
23	0010000	1200	\$1,000.00	0	\$0.00	\$0.00	\$1,000.00
23	0010000	1200	\$413,556.00	0.88379523	\$365,498.82	\$0.00	\$48,057.18
23	0010000	1200	\$0.00		\$0.00	\$0.00	\$0.00
23	0010000	1200	\$1,941,142.00	0.62549655	\$1,214,177.63	\$0.00	\$726,964.37
23	0010000	1200	\$25,000.00	0	\$0.00	\$0.00	\$25,000.00
23	0010000	1200	\$212,633.00	0.73828935	\$156,984.68	\$900.00	\$54,748.32
23	0010000	1200	\$308,169.00	0.92451531	\$284,906.96	\$0.00	\$23,262.04
23	0010000	1200	\$527,357.00	0.60520765	\$319,160.49	\$0.00	\$208,196.51
23	0010000	1200	\$3,484,369.81	0.50988271	\$1,776,619.92	\$671,231.70	\$1,036,518.19
23	0010000	1300	\$289,731.00	0.61732728	\$178,858.85	\$0.00	\$110,872.15
23	0010000	1300	\$22,557.00	0	\$0.00	\$0.00	\$22,557.00
23	0010000	1900	\$264,170.00	0	\$0.00	\$0.00	\$264,170.00
23	0010000	1900	\$133,319.95	0.21701013	\$28,931.78	\$12,000.00	\$92,388.17
23	0010000	1900	\$5,511,865.68	0.10339657	\$569,908.03	\$106,650.42	\$4,835,307.23
23	0010000	2100	\$643,634.08	0.5959388	\$383,566.52	\$9,787.24	\$250,280.32
23	0010000	2100	\$1,440,700.00	0.72320435	\$1,041,920.51	\$200.00	\$398,579.49
23	0010000	2100	\$31,325.00	4.77965746	\$149,722.77	\$0.00	(\$118,397.77)
23	0010000	2100	\$397,273.31	0.36331925	\$144,337.04	\$182,316.53	\$70,619.74
23	0010000	2100	\$897,828.00	0.68806131	\$617,760.71	\$0.00	\$280,067.29
23	0010000	2100	\$5,254.00	0.65616673	\$3,447.50	\$375.00	\$1,431.50
23	0010000	2100	\$1,043,218.00	0.55705898	\$581,133.95	\$130,507.00	\$331,577.05
23	0010000	2100	\$589,928.77	0.515677	\$309,369.47	\$175,544.12	\$115,015.18
23	0010000	2100	\$394,093.24	0.37700766	\$148,576.17	\$166,257.06	\$79,260.01
23	0010000	2100	\$22,505.00	0.18535881	\$4,171.50	\$0.00	\$18,333.50
23	0010000	2100	\$6,596.00	0	\$0.00	\$0.00	\$6,596.00
23	0010000	2200	\$0.00		\$0.00	\$0.00	\$0.00
23	0010000	2200	\$668,951.63	0.53771553	\$359,705.68	\$35,524.72	\$273,721.23
23	0010000	2200	\$48,640.65	0.05402107	\$2,627.62	\$16,679.25	\$29,333.78
23	0010000	2200	\$4,137.00	0	\$0.00	\$0.00	\$4,137.00
23	0010000	2200	\$682,252.55	0.61345461	\$418,530.97	\$11,982.68	\$251,738.90
23	0010000	2300	\$185,697.00	0.94025315	\$174,602.19	\$10,500.00	\$594.81
23	0010000	2400	\$346,541.60	0.63433094	\$219,822.06	\$7,081.49	\$119,638.05
23	0010000	2400	\$722,780.00	0.41257131	\$298,198.29	\$0.00	\$424,581.71
23	0010000	2400	\$0.00		\$0.00	\$0.00	\$0.00
23	0010000	2400	\$783,782.54	0.58735722	\$460,360.33	\$84,777.82	\$238,644.39
23	0010000	2400	\$4,231,213.02	0.61910148	\$2,619,550.26	\$40,212.33	\$1,571,450.43
23	0010000	2400	\$1,000.00	0.09595	\$95.95	\$904.05	\$0.00
23	0010000	2400	\$1,500.00	0.34533333	\$518.00	\$500.00	\$482.00
23	0010000	2400	\$45,800.00	0.35024017	\$16,041.00	\$7,309.00	\$22,450.00
23	0010000	2500	\$1,625,834.83	0.45833241	\$745,172.80	\$28,898.09	\$851,763.94
23	0010000	2500	\$69,034.00	0.28996437	\$20,017.40	\$38,704.60	\$10,312.00
23	0010000	2600	\$365,575.14	0.73343901	\$268,127.07	\$53,086.31	\$44,361.76
23	0010000	2600	\$398.00	0	\$0.00	\$0.00	\$398.00
23	0010000	2600	\$25,847.65	0.46623968	\$12,051.20	\$9,808.23	\$3,988.22
23	0010000	2700	\$4,351,012.12	0.58636487	\$2,551,280.65	\$891,714.33	\$908,017.14
23	0010000	2700	\$2,961,787.00	0.63069083	\$1,867,971.90	\$0.00	\$1,093,815.10
23	0010000	2700	\$2,595.00	0.77791908	\$2,018.70	\$1,218.85	(\$642.55)
23	0010000	2800	\$0.00		\$0.00	\$0.00	\$0.00
23	0010000	2800	\$0.00		\$0.00	\$0.00	\$0.00
23	0010000	2800	\$4,536.00	0.02771384	\$125.71	\$0.00	\$4,410.29
23	0010000	2800	\$0.00		\$0.00	\$0.00	\$0.00
23	0010000	2800	\$0.00		\$0.00	\$0.00	\$0.00
23	0010000	2900	\$206,721.66	0.43317096	\$89,545.82	\$7,765.54	\$109,410.30
23	0010000	2900	\$400.00	0.125	\$50.00	\$100.00	\$250.00
23	0010000	2900	\$467,213.53	0.2552653	\$119,263.40	\$0.00	\$347,950.13
23	0010000	2900	\$12,513.00	0.69439063	\$8,688.91	\$1,948.75	\$1,875.34
23	0010000	3200	\$48,132.00	0.461622	\$22,218.79	\$0.00	\$25,913.21
23	0010000	3200	\$6,687.25	0.3962765	\$2,650.00	\$13,423.18	(\$9,385.93)
23	0010000	3200	\$0.00		\$0.00	\$0.00	\$0.00
23	0010000	4100	\$1,551.00	0.11992908	\$186.01	\$0.00	\$1,364.99
23	0010000	4100	\$4,991.00	0	\$0.00	\$0.00	\$4,991.00
23	0010000	4100	\$5,486.00	0	\$0.00	\$0.00	\$5,486.00
23	0010000	4100	\$23,271.00	0.16770831	\$3,902.74	\$0.00	\$19,368.26
23	0010000	4100	\$83,233.00	0.65566013	\$54,572.56	\$4,150.00	\$24,510.44
23	0010000	4100	\$15,559.00	0.7467318	\$11,618.40	\$0.00	\$3,940.60
23	0010000	4100	\$4,815.00	0.63532918	\$3,059.11	\$0.00	\$1,755.89
23	0010000	4100	\$38,027.00	0.24757961	\$9,414.71	\$0.00	\$28,612.29
23	0010000	4100	\$31,933.00	0.19773964	\$6,314.42	\$0.00	\$25,618.58
23	0010000	4500	\$67,179.00	0.27367302	\$18,385.08	\$0.00	\$48,793.92
23	0010000	4500	\$11,327.00	0	\$0.00	\$0.00	\$11,327.00
23	0010000	4500	\$23,549.00	0	\$0.00	\$0.00	\$23,549.00
23	0010000	4500	\$18,499.00	0.58732364	\$10,864.90	\$0.00	\$7,634.10
23	0010000	4500	\$119,084.00	0.9168953	\$109,187.56	\$0.00	\$9,896.44
23	0010000	4500	\$29,723.00	0	\$0.00	\$0.00	\$29,723.00
23	0010000	4500	\$31,636.00	0.9960997	\$31,512.61	\$0.00	\$123.39
23	0010000	4500	\$27,086.00	1.10960312	\$30,054.71	\$0.00	(\$2,968.71)
23	0010000	4500	\$16,989.00	0.52433869	\$8,907.99	\$0.00	\$8,081.01
23	0010000	4500	\$10,258.00	0	\$0.00	\$0.00	\$10,258.00
23	0010000	4500	\$108,794.00	0	\$0.00	\$0.00	\$108,794.00
23	0010000	4500	\$41,147.00	0	\$0.00	\$0.00	\$41,147.00
23	0010000	4500	\$0.00		\$0.00	\$0.00	\$0.00
23	0010000	4500	\$50,140.00	0	\$0.00	\$0.00	\$50,140.00

Fiscal Year	Fund - Expended	Function First Two Digits	Fiscal Year Budgeted Amount	% Expensed	Fiscal Year Expense Amount	Fiscal Year Encumbrance Amount	Balance
23	0010000	4500	\$34,296.00	1.34373834	\$46,084.85	\$0.00	(\$11,788.85)
23	0010000	4500	\$32,273.00	0	\$0.00	\$0.00	\$32,273.00
23	0010000	4500	\$34,775.00	1.12295183	\$39,050.65	\$0.00	(\$4,275.65)
23	0010000	4500	\$21,077.00	0	\$0.00	\$0.00	\$21,077.00
23	0010000	4500	\$11,921.00	0	\$0.00	\$0.00	\$11,921.00
23	0010000	4500	\$27,939.00	1.02194459	\$28,552.11	\$0.00	(\$613.11)
23	0010000	4500	\$14,870.00	1.30935911	\$19,470.17	\$0.00	(\$4,600.17)
23	0010000	4500	\$15,127.00	0	\$0.00	\$0.00	\$15,127.00
23	0010000	4500	\$28,737.00	0.71086369	\$20,428.09	\$0.00	\$8,308.91
23	0010000	4500	\$11,431.00	0	\$0.00	\$0.00	\$11,431.00
23	0010000	4500	\$347,859.00	0.61538189	\$214,066.13	\$339.00	\$133,453.87
23	0010000	4500	\$29,271.00	0.6226227	\$18,254.06	\$0.00	\$11,016.94
23	0010000	4500	\$17,033.00	0.69871661	\$11,801.24	\$0.00	\$5,131.76
23	0010000	4600	\$13,761.00	0.46017223	\$6,332.43	\$0.00	\$7,428.57
23	0010000	4600	\$4,356.00	0	\$0.00	\$0.00	\$4,356.00
23	0010000	4600	\$11,774.00	0	\$0.00	\$0.00	\$11,774.00
23	0010000	4600	\$31,722.00	0.14604344	\$4,632.79	\$0.00	\$27,089.21
23	0010000	4600	\$11,216.00	0.10040389	\$1,126.13	\$0.00	\$10,089.87
23	0010000	4600	\$1,511.00	0	\$0.00	\$0.00	\$1,511.00
23	0010000	4600	\$10,184.00	0.18295758	\$1,863.24	\$0.00	\$8,320.76
23	0010000	5600	\$261,422.00	0.07272697	\$19,012.43	\$238,927.57	\$3,482.00
23	0010000	7200	\$460,888.00	0.76954703	\$354,674.99	\$0.00	\$106,213.01
23	0010000	7400	\$400,000.00	0	\$0.00	\$0.00	\$400,000.00
23	0010000	7500	\$0.00	0	\$6,005.00	\$0.00	(\$6,005.00)
23	0029000	2500	\$70,000.00	0.35143086	\$24,600.16	\$0.00	\$45,399.84
23	0029000	6100	\$4,385,768.76	0.85857656	\$3,765,518.25	\$413,768.25	\$206,482.26
23	0029012	2500	\$1,500.00	0	\$0.00	\$1,250.00	\$250.00
23	0029012	6100	\$1,730,512.50	0.77986651	\$1,349,568.75	\$380,943.75	\$0.00
23	0029014	6100	\$344,675.00	0.99999997	\$344,674.99	\$0.00	\$0.01
23	0030000	2700	\$0.00	0	\$0.00	\$0.00	\$0.00
23	0039000	2700	\$0.00	0	\$0.00	\$0.00	\$0.00
23	0039001	2700	\$810,000.00	0.05634568	\$45,640.00	\$30,007.45	\$734,352.55
23	0060000	3100	\$171,352.09	0.65723464	\$112,618.53	\$483.49	\$58,250.07
23	0060000	3100	\$1,375,568.30	0.57431614	\$790,611.08	\$35,570.95	\$549,986.27
23	0060000	7400	\$0.00	0	\$0.00	\$0.00	\$0.00
23	0069006	3100	\$2,135,183.70	0.28937752	\$617,874.17	\$332,057.87	\$1,185,251.66
23	0069022	3100	\$3,063.00	0	\$0.00	\$0.00	\$3,063.00
23	0069023	3100	\$3,135.00	0	\$0.00	\$0.00	\$3,135.00
23	0079004	3200	\$20,000.00	0	\$0.00	\$20,000.00	\$0.00
23	0079111	3200	\$500.00	0	\$0.00	\$0.00	\$500.00
23	0079333	3200	\$5,000.00	0	\$0.00	\$0.00	\$5,000.00
23	0089002	3200	\$250.00	0	\$0.00	\$0.00	\$250.00
23	0089003	3200	\$50,000.00	0	\$0.00	\$0.00	\$50,000.00
23	0089112	3200	\$500.00	0	\$0.00	\$0.00	\$500.00
23	0099000	1100	\$28,974.00	0	\$0.00	\$0.00	\$28,974.00
23	0099000	1100	\$6,345.00	0	\$0.00	\$0.00	\$6,345.00
23	0099110	1100	\$6,017.00	0.37661958	\$2,266.12	\$1,986.32	\$1,764.56
23	0099120	1100	\$10,533.00	0.65111079	\$6,858.15	\$1,215.38	\$2,459.47
23	0099130	1100	\$11,706.00	0.75972407	\$8,893.33	\$1,500.00	\$1,312.67
23	0099140	1100	\$10,082.00	0.63726344	\$6,424.89	\$1,000.00	\$2,657.11
23	0099160	1100	\$12,319.00	0.60051465	\$7,397.74	\$1,211.73	\$3,709.53
23	0099170	1100	\$13,871.00	0.67975488	\$9,428.88	\$1,121.07	\$3,321.05
23	0099180	1100	\$12,458.00	0.72101782	\$8,982.44	\$2,136.27	\$1,339.29
23	0099200	1100	\$23,620.50	0.68434538	\$16,164.58	\$4,579.28	\$2,876.64
23	0099210	1100	\$22,255.50	0.46573611	\$10,365.19	\$10,570.99	\$1,319.32
23	0099300	1100	\$99,821.12	0.46732335	\$46,648.74	\$48,790.11	\$4,382.27
23	0099300	2400	\$72,000.00	0.00263889	\$190.00	\$72,138.00	(\$328.00)
23	0099301	2400	\$10,500.00	0.40380476	\$4,239.95	\$6,260.05	\$0.00
23	0149016	1100	\$258,699.00	0.67541765	\$174,729.87	\$0.00	\$83,969.13
23	0149016	2100	\$0.00	0	\$0.00	\$0.00	\$0.00
23	0149016	2400	\$90,966.00	0.29013489	\$26,392.41	\$0.00	\$64,573.59
23	0149016	2400	\$719.00	0	\$0.00	\$0.00	\$719.00
23	0149016	7200	\$0.00	0	\$0.00	\$0.00	\$0.00
23	0149016	7400	\$0.00	0	\$0.00	\$0.00	\$0.00
23	0149116	1200	\$253,004.00	0.63330987	\$160,229.93	\$0.00	\$92,774.07
23	0149116	1200	\$216,080.00	0.62997223	\$136,124.40	\$0.00	\$79,955.60
23	0149116	1200	\$54,000.00	0.03816593	\$2,060.96	\$6,950.00	\$44,989.04
23	0149116	2100	\$17,069.00	0.61946043	\$10,573.57	\$0.00	\$6,495.43
23	0149116	2100	\$100,000.00	0.286609	\$28,660.90	\$10,387.14	\$60,951.96
23	0149116	2100	\$300,000.00	0.70314523	\$210,943.57	\$69,988.21	\$19,068.22
23	0149116	2200	\$4,000.00	0.53872	\$2,154.88	\$1,000.00	\$845.12
23	0149116	2400	\$85,991.00	0.5780063	\$49,703.34	\$0.00	\$36,287.66
23	0149116	2400	\$158,224.86	0.61563082	\$97,408.10	\$1,191.15	\$59,625.61
23	0149116	2700	\$137.81	0.39568972	\$54.53	\$75.00	\$8.28
23	0149116	4100	\$6,000.00	0.03129167	\$187.75	\$1,500.00	\$4,312.25
23	0149116	7400	\$0.00	0	\$0.00	\$0.00	\$0.00
23	0160000	1100	\$3,873,124.00	0.54671111	\$2,117,479.91	\$0.00	\$1,755,644.09
23	0160000	1100	\$171,335.00	0.64518814	\$110,543.31	\$0.00	\$60,791.69
23	0160000	1100	\$139,699.00	2.28248112	\$318,860.33	\$0.00	(\$179,161.33)
23	0160000	1200	\$282,763.00	0	\$0.00	\$0.00	\$282,763.00
23	0160000	1200	\$177,140.00	1.12412538	\$199,127.57	\$0.00	(\$21,987.57)
23	0160000	1200	\$47,319.00	0.34461865	\$16,307.01	\$0.00	\$31,011.99
23	0160000	1200	\$130,027.00	1.05266299	\$136,874.61	\$0.00	(\$6,847.61)
23	0160000	1200	\$0.00	0	\$3,391.44	\$0.00	(\$3,391.44)
23	0160000	1200	\$42.00	0	\$0.00	\$0.00	\$42.00
23	0160000	1900	\$35,540.00	0	\$0.00	\$0.00	\$35,540.00
23	0160000	2100	\$2,473.00	2.14778002	\$5,311.46	\$0.00	(\$2,838.46)
23	0160000	2400	\$0.00	0	\$2,852.59	\$0.00	(\$2,852.59)
23	0160000	2400	\$0.00	0	\$1,298.29	\$0.00	(\$1,298.29)
23	0160000	2400	\$44,000.00	0.68727205	\$30,239.97	\$18,160.00	(\$4,399.97)
23	0160000	2400	\$7,495.00	0	\$0.00	\$0.00	\$7,495.00
23	0160000	2400	\$2,215.00	0	\$0.00	\$0.00	\$2,215.00
23	0160000	2500	\$110,100.00	0.37831916	\$41,652.94	\$0.00	\$68,447.06
23	0160000	2700	\$1,500.00	1	\$1,500.00	\$0.00	\$0.00
23	0160000	2800	\$383,620.00	0.4166074	\$159,818.93	\$0.00	\$223,801.07
23	0160000	2800	\$756,209.23	0.56158616	\$424,676.64	\$200,000.00	\$131,532.59
23	0160000	2800	\$1,790,815.00	0.63971204	\$1,145,606.91	\$0.00	\$645,208.09
23	0160000	2800	\$1,158,877.63	0.59917974	\$694,376.00	\$344,769.54	\$119,732.09

Fiscal Year	Fund - Expended	Function First Two Digits	Fiscal Year Budgeted Amount	% Expensed	Fiscal Year Expense Amount	Fiscal Year Encumbrance Amount	Balance
23	0160000	2800	\$352,585.00	0.50670817	\$178,657.70	\$0.00	\$173,927.30
23	0160000	4100	\$5,853.00	0	\$0.00	\$0.00	\$5,853.00
23	0160410	2100	\$86,204.00	0.93914911	\$80,958.41	\$0.00	\$5,245.59
23	0161000	1100	\$302,635.00	0.69196104	\$209,411.63	\$0.00	\$93,223.37
23	0161000	1100	\$8,362.00	0	\$0.00	\$0.00	\$8,362.00
23	0161000	1200	\$293,651.00	0.65949038	\$193,660.01	\$0.00	\$99,990.99
23	0161000	2100	\$14,019.00	0	\$0.00	\$0.00	\$14,019.00
23	0180000	2600	\$0.00		\$0.00	\$0.00	\$0.00
23	0189000	2400	\$0.00		\$0.00	\$0.00	\$0.00
23	0189110	1100	\$500.00	0.23968	\$119.84	\$80.16	\$300.00
23	0189110	2400	\$13,750.12	0.33615416	\$4,622.16	\$4,647.16	\$4,480.80
23	0189110	7200	\$0.00		\$0.00	\$0.00	\$0.00
23	0189111	1200	\$0.00		\$0.00	\$0.00	\$0.00
23	0189111	7200	\$0.00		\$0.00	\$0.00	\$0.00
23	0189113	2200	\$3,500.00	0.01913714	\$66.98	\$2,609.00	\$824.02
23	0189120	2400	\$15,759.01	0.20194479	\$3,182.45	\$5,048.51	\$7,528.05
23	0189120	7200	\$0.00		\$0.00	\$0.00	\$0.00
23	0189123	2200	\$5,000.00	0.849732	\$4,248.66	\$751.34	\$0.00
23	0189130	1100	\$5,900.00	0.09349831	\$551.64	\$3,016.98	\$2,331.38
23	0189130	2400	\$23,176.10	0.27759977	\$6,433.68	\$4,559.83	\$12,182.59
23	0189130	7200	\$0.00		\$0.00	\$0.00	\$0.00
23	0189133	2200	\$150.00	0.33333333	\$50.00	\$100.00	\$0.00
23	0189135	4500	\$0.00		\$0.00	\$0.00	\$0.00
23	0189140	1100	\$8,000.00	0.37028	\$2,962.24	\$1,100.00	\$3,937.76
23	0189140	2400	\$22,041.62	0.14076279	\$3,102.64	\$1,300.39	\$17,638.59
23	0189143	2200	\$6,000.00	0	\$0.00	\$0.00	\$6,000.00
23	0189160	1100	\$0.00		\$0.00	\$0.00	\$0.00
23	0189160	2400	\$24,042.42	0.71464645	\$17,181.83	\$3,967.61	\$2,892.98
23	0189160	7200	\$0.00		\$0.00	\$0.00	\$0.00
23	0189161	2200	\$4,000.00	0.3099375	\$1,239.75	\$0.00	\$2,760.25
23	0189163	2200	\$11,000.00	0.45189636	\$4,968.66	\$0.00	\$6,031.34
23	0189170	1100	\$20,000.00	0.045681	\$913.62	\$5,000.00	\$14,086.38
23	0189170	2400	\$24,500.00	0.3447649	\$8,446.74	\$2,992.45	\$13,060.81
23	0189170	7200	\$0.00		\$0.00	\$0.00	\$0.00
23	0189171	2400	\$0.00		\$0.00	\$0.00	\$0.00
23	0189171	7200	\$2,000.00	1.115145	\$2,230.29	\$0.00	(\$230.29)
23	0189173	2200	\$0.00		\$0.00	\$0.00	\$0.00
23	0189180	1100	\$0.00		\$1,239.75	\$0.00	(\$1,239.75)
23	0189180	2400	\$35,114.60	0.1334126	\$4,684.73	\$5,354.18	\$25,075.69
23	0189180	7200	\$0.00		\$0.00	\$0.00	\$0.00
23	0189181	1200	\$0.00		\$0.00	\$0.00	\$0.00
23	0189183	2200	\$15,103.00	0.33787989	\$5,103.00	\$0.00	\$10,000.00
23	0189200	2400	\$43,154.96	0.55324579	\$23,875.30	\$11,337.60	\$7,942.06
23	0189200	7200	\$0.00		\$0.00	\$0.00	\$0.00
23	0189203	2200	\$3,200.00	0	\$0.00	\$0.00	\$3,200.00
23	0189210	1100	\$0.00		\$0.00	\$0.00	\$0.00
23	0189210	2400	\$23,361.04	0.20950651	\$4,894.29	\$8,105.63	\$10,361.12
23	0189211	2200	\$3,060.00	0.01633987	\$50.00	\$503.34	\$2,506.66
23	0189300	2400	\$43,593.36	0.33897502	\$14,777.06	\$29,302.97	(\$486.67)
23	0189300	7200	\$2,895.00	1.3626943	\$3,945.00	\$0.00	(\$1,050.00)
23	0189301	2200	\$0.00		\$0.00	\$0.00	\$0.00
23	0189302	1100	\$47,000.00	0.12313021	\$5,787.12	\$29,978.88	\$11,234.00
23	0189303	0000	\$0.00		\$1,928.24	\$0.00	(\$1,928.24)
23	0189303	3200	\$95,405.87	0.31539181	\$30,090.23	\$53,789.22	\$11,526.42
23	0189304	4300	\$33,102.96	0.22676915	\$7,506.73	\$14,869.41	\$10,726.82
23	0189305	1100	\$0.00		\$0.00	\$0.00	\$0.00
23	0189306	2400	\$13,900.00	0.06117122	\$850.28	\$7,049.72	\$6,000.00
23	0189307	1100	\$4,459.00	0.19118188	\$852.48	\$2,311.52	\$1,295.00
23	0189308	2100	\$3,150.00	0.43335873	\$1,365.08	\$1,784.92	\$0.00
23	0189900	2200	\$0.00		\$0.00	\$0.00	\$0.00
23	0189901	1100	\$0.00		\$0.00	\$0.00	\$0.00
23	0189901	1900	\$0.00		\$0.00	\$0.00	\$0.00
23	0189901	2200	\$0.00		\$0.00	\$0.00	\$0.00
23	0189901	2200	\$0.00		\$0.00	\$0.00	\$0.00
23	0189901	7200	\$0.00		\$0.00	\$0.00	\$0.00
23	0189902	2200	\$0.00		\$0.00	\$0.00	\$0.00
23	0189902	2300	\$0.00		\$0.00	\$0.00	\$0.00
23	0189902	2400	\$0.00		\$0.00	\$0.00	\$0.00
23	0189903	2300	\$0.00		\$0.00	\$0.00	\$0.00
23	0189904	2400	\$0.00		\$0.00	\$0.00	\$0.00
23	0189905	2100	\$0.00		\$0.00	\$0.00	\$0.00
23	0189905	2100	\$0.00		\$0.00	\$0.00	\$0.00
23	0189906	2900	\$2,000.00	0.2775	\$555.00	\$0.00	\$1,445.00
23	0189906	7200	\$0.00		\$0.00	\$0.00	\$0.00
23	0189907	1900	\$2,790.16	3.05026952	\$8,510.74	\$0.00	(\$5,720.58)
23	0189908	2100	\$30,000.00	0	\$0.00	\$7,000.00	\$23,000.00
23	0189910	2700	\$0.00		\$0.00	\$0.00	\$0.00
23	0189914	2900	\$1,000.00	0.16113	\$161.13	\$0.00	\$838.87
23	0189915	2900	\$5,000.00	0	\$0.00	\$0.00	\$5,000.00
23	0189916	2900	\$8,300.00	0.32049277	\$2,660.09	\$0.00	\$5,639.91
23	0189917	2900	\$14,000.00	0.03571429	\$500.00	\$4,300.00	\$9,200.00
23	0189918	2900	\$10,000.00	0	\$0.00	\$162.00	\$9,838.00
23	0189918	3200	\$0.00		\$0.00	\$0.00	\$0.00
23	0189919	2900	\$1,000.00	0	\$0.00	\$500.00	\$500.00
23	0189920	2800	\$205.73	0	\$0.00	\$0.00	\$205.73
23	0189922	2100	\$0.00		\$0.00	\$0.00	\$0.00
23	0189930	2200	\$0.00		\$0.00	\$0.00	\$0.00
23	0199000	2100	\$6,041.00	0.50389008	\$3,044.00	\$1,178.00	\$1,819.00
23	0199009	2100	\$62.00	0	\$0.00	\$0.00	\$62.00
23	0199017	2100	\$12,595.00	0	\$0.00	\$0.00	\$12,595.00
23	0199121	2100	\$0.00		\$0.00	\$0.00	\$0.00
23	0199180	4100	\$0.00		\$0.00	\$0.00	\$0.00
23	0199181	1100	\$0.00		\$0.00	\$0.00	\$0.00
23	0199213	4100	\$0.00		\$0.00	\$0.00	\$0.00
23	0199301	4300	\$0.00		\$0.00	\$0.00	\$0.00
23	0199513	1100	\$0.00		\$0.00	\$0.00	\$0.00
23	0199715	1100	\$0.00		\$0.00	\$0.00	\$0.00
23	0199920	2200	\$0.00		\$0.00	\$0.00	\$0.00

Fiscal Year	Fund - Expended	Function First Two Digits	Fiscal Year Budgeted Amount	% Expended	Fiscal Year Expense Amount	Fiscal Year Encumbrance Amount	Balance
23	0209001	2800	\$22,973.94	0.18590237	\$4,270.91	\$5,000.00	\$13,703.03
23	0209001	7200	\$0.00		\$0.00	\$0.00	\$0.00
23	0229000	7900	\$10,000.00	0.006611	\$66.11	\$4,933.89	\$5,000.00
23	0229300	4500	\$21,328.00	0.38912603	\$8,299.28	\$2,617.86	\$10,410.86
23	0249001	2900	\$11,693,661.00	0.52050958	\$6,086,662.56	\$2,062,370.74	\$3,544,627.70
23	0249002	0000	\$626.00	0	\$0.00	\$0.00	\$626.00
23	0249002	2900	\$675,000.00	0.61162913	\$412,849.66	\$111,474.19	\$150,676.15
23	0249094	2900	\$173,967.62	0.72298276	\$125,775.59	\$46,703.93	\$1,488.10
23	0270000	2900	\$191,626.86	0.40988732	\$78,545.42	\$137,622.50	(\$24,541.06)
23	0719013	2700	\$3,248,178.47	0.59085503	\$1,919,202.60	\$262,365.44	\$1,066,610.43
23	0719013	2800	\$120,000.00	0.47509017	\$57,010.82	\$16,589.07	\$46,400.11
23	0719013	5100	\$0.00		\$0.00	\$0.00	\$0.00
23	0719013	7200	\$1,782,012.50	0.75732846	\$1,349,568.79	\$0.00	\$432,443.71
23	2009110	4600	\$350.00	0.25714286	\$90.00	\$260.00	\$0.00
23	2009121	4600	\$234.00	0	\$0.00	\$0.00	\$234.00
23	2009185	4600	\$1,000.00	0	\$0.00	\$500.00	\$500.00
23	2009201	4300	\$375.00	0	\$0.00	\$0.00	\$375.00
23	2009202	4600	\$5,000.00	0	\$0.00	\$0.00	\$5,000.00
23	2009205	4600	\$250.00	0	\$0.00	\$0.00	\$250.00
23	2009209	4100	\$7,098.11	0.14975818	\$1,063.00	\$6,300.00	(\$264.89)
23	2009251	4300	\$375.00	0	\$0.00	\$375.00	\$0.00
23	2009253	4300	\$2,000.00	0.053025	\$106.05	\$1,893.95	\$0.00
23	2009254	4100	\$3,000.00	0.26166667	\$785.00	\$1,215.00	\$1,000.00
23	2009256	4100	\$4,500.00	0.15415778	\$693.71	\$1,306.29	\$2,500.00
23	2009258	4600	\$2,050.00	0.1394634	\$278.69	\$1,221.31	\$550.00
23	2009301	4600	\$0.00		\$0.00	\$0.00	\$0.00
23	2009302	4100	\$500.00	0.08578	\$42.89	\$457.11	\$0.00
23	2009303	4100	\$0.00		\$0.00	\$0.00	\$0.00
23	2009304	7200	\$0.00		\$0.00	\$0.00	\$0.00
23	2009305	4100	\$0.00		\$0.00	\$0.00	\$0.00
23	2009307	4100	\$38,023.00	0.36244563	\$13,781.27	\$24,217.73	\$24.00
23	2009309	4600	\$600.00	0	\$0.00	\$600.00	\$0.00
23	2009312	4100	\$21,131.00	0.56056647	\$11,845.33	\$5,784.92	\$3,500.75
23	2009314	4600	\$450.00	0	\$0.00	\$450.00	\$0.00
23	2009315	4600	\$340.00	0	\$0.00	\$340.00	\$0.00
23	2009316	4100	\$3,100.00	0	\$0.00	\$3,100.00	\$0.00
23	2009321	4600	\$10,000.00	0.119252	\$1,192.52	\$8,807.48	\$0.00
23	2009323	4600	\$3,980.00	0	\$0.00	\$1,763.70	\$2,216.30
23	2009324	4600	\$11,000.00	0.02797	\$307.67	\$10,928.63	(\$236.30)
23	2009325	4100	\$25,418.00	0	\$0.00	\$21,000.00	\$4,418.00
23	2009326	4100	\$3,500.00	0.16254	\$568.89	\$2,931.11	\$0.00
23	2009327	4100	\$5,471.17	0.01702926	\$93.17	\$2,906.83	\$2,471.17
23	2009330	4100	\$2,150.00	0.32466047	\$698.02	\$1,451.98	\$0.00
23	2009330	7200	\$0.00		\$0.00	\$0.00	\$0.00
23	2009331	4600	\$0.00		\$0.00	\$0.00	\$0.00
23	2009332	4100	\$6,500.00	0.18018462	\$1,171.20	\$5,328.80	\$0.00
23	2009333	4600	\$60,000.00	0.2297905	\$13,787.43	\$46,020.00	\$192.57
23	2009335	4100	\$5,000.00	0.140194	\$700.97	\$4,299.03	\$0.00
23	2009336	4100	\$1,250.00	0.481088	\$601.36	\$640.00	\$8.64
23	2009337	4100	\$310.00	0.2596129	\$80.48	\$229.52	\$0.00
23	2009339	4100	\$28,500.00	0.53774211	\$15,325.65	\$13,170.80	\$3.55
23	2009340	4100	\$1,000.00	0.30922	\$309.22	\$690.78	\$0.00
23	2009346	4100	\$600.00	0	\$0.00	\$600.00	\$0.00
23	2009350	4300	\$2,000.00	0.62602	\$1,252.04	\$747.96	\$0.00
23	2009352	4100	\$10,794.05	0.00278487	\$30.06	\$4,969.77	\$5,794.22
23	2009353	4600	\$100.00	0	\$0.00	\$100.00	\$0.00
23	2009355	4600	\$800.00	0.4871375	\$389.71	\$410.29	\$0.00
23	2009380	4600	\$11,000.00	0.09090909	\$1,000.00	\$10,000.00	\$0.00
23	2009420	4600	\$215.69	1.00190088	\$216.10	\$0.00	(\$0.41)
23	2009421	4600	\$896.05	1.00932984	\$904.41	\$0.00	(\$8.36)
23	2009422	4600	\$1,054.49	0.87671765	\$924.49	\$130.00	\$0.00
23	2009423	4600	\$9,600.00	0.09745313	\$935.55	\$8,600.37	\$64.08
23	2009424	4600	\$48,000.00	0.02559458	\$1,228.54	\$46,771.46	\$0.00
23	2009425	4600	\$2,200.00	0.87545455	\$1,926.00	\$274.00	\$0.00
23	2009426	4600	\$2,200.00	0.89230909	\$1,963.08	\$236.92	\$0.00
23	3000000	7200	\$157,003.05	1	\$157,003.05	\$0.00	\$0.00
23	3003000	4500	\$52,950.00	0.99905571	\$52,900.00	\$0.00	\$50.00
23	3003000	4500	\$16,200.00	0	\$0.00	\$16,200.00	\$0.00
23	3003000	4500	\$345,915.96	0.70854909	\$245,098.44	\$71,196.63	\$29,620.89
23	3003001	7200	\$123,950.07	1	\$123,950.07	\$0.00	\$0.00
23	3003003	7200	\$30,863.89	1	\$30,863.89	\$0.00	\$0.00
23	3003004	7200	\$13,055.97	1	\$13,055.97	\$0.00	\$0.00
23	3003007	7200	\$11,055.00	1	\$11,055.00	\$0.00	\$0.00
23	3003008	7200	\$125,716.25	1	\$125,716.25	\$0.00	\$0.00
23	3003010	7200	\$138.00	1	\$138.00	\$0.00	\$0.00
23	3003012	7200	\$13,861.00	1	\$13,861.00	\$0.00	\$0.00
23	3003013	7200	\$15,377.38	1	\$15,377.38	\$0.00	\$0.00
23	3003015	7200	\$8,160.96	1	\$8,160.96	\$0.00	\$0.00
23	3003016	7200	\$1,525.00	1	\$1,525.00	\$0.00	\$0.00
23	3003017	7200	\$12,874.16	1	\$12,874.16	\$0.00	\$0.00
23	3003018	7200	\$2,987.02	1	\$2,987.02	\$0.00	\$0.00
23	3003019	7200	\$6,417.99	1	\$6,417.99	\$0.00	\$0.00
23	3003020	7200	\$6,565.99	1	\$6,565.99	\$0.00	\$0.00
23	3003021	7200	\$1,318.37	1	\$1,318.37	\$0.00	\$0.00
23	3003022	7200	\$1,083.36	1	\$1,083.36	\$0.00	\$0.00
23	3009110	4100	\$11,500.00	0.02300783	\$264.59	\$4,000.00	\$7,235.41
23	3009120	4100	\$7,008.95	0.10603015	\$743.16	\$158.32	\$6,107.47
23	3009130	4100	\$14,000.00	-0.01071429	(\$150.00)	\$0.00	\$14,150.00
23	3009140	4100	\$8,194.84	0.01334986	\$109.40	\$0.00	\$8,085.44
23	3009160	4100	\$9,000.00	0.03333333	\$300.00	\$96.00	\$8,604.00
23	3009170	4100	\$20,000.00	0.02865	\$573.00	\$1,462.00	\$17,965.00
23	3009180	4100	\$8,000.00	-0.034065	(\$272.52)	\$1,459.53	\$6,812.99
23	3009201	4100	\$40,032.76	0.14406375	\$5,768.07	\$34,420.00	(\$155.31)
23	3009202	4100	\$0.00		\$0.00	\$0.00	\$0.00
23	3009204	4100	\$0.00		\$0.00	\$0.00	\$0.00
23	3009250	4100	\$23,556.00	0.1554016	\$3,660.64	\$17,305.00	\$2,590.36
23	3009251	4100	\$0.00		\$0.00	\$0.00	\$0.00
23	3009253	4300	\$650.00	0.55041538	\$357.77	\$297.54	(\$5.31)

Fiscal Year	Fund - Expended	Function First Two Digits	Fiscal Year Budgeted Amount	% Expensed	Fiscal Year Expense Amount	Fiscal Year Encumbrance Amount	Balance
23	3009253	7200	\$0.00		\$0.00	\$0.00	\$0.00
23	3009254	4300	\$2,250.00	0	\$0.00	\$2,200.00	\$50.00
23	3009258	4100	\$128,517.00	0.85846884	\$110,327.84	\$5,437.16	\$12,752.00
23	3009301	4500	\$0.00		\$0.00	\$0.00	\$0.00
23	3009301	7200	\$5,269.00	1	\$5,269.00	\$0.00	\$0.00
23	3009302	4500	\$10,520.00	0.03802281	\$400.00	\$10,000.00	\$120.00
23	3009303	4600	\$3,500.00	0.34697714	\$1,214.42	\$2,285.58	\$0.00
23	3009304	4600	\$4,265.00	0.79483939	\$3,389.99	\$1,450.01	(\$575.00)
23	3009313	4100	\$29,541.00	0.24304052	\$7,179.66	\$14,820.34	\$7,541.00
23	3009325	4100	\$338.00	0	\$0.00	\$0.00	\$338.00
23	3009334	4300	\$17,415.00	0.01444789	\$251.61	\$16,948.39	\$215.00
23	3009390	4600	\$6,000.00	0	\$0.00	\$6,000.00	\$0.00
23	3009410	4500	\$2,685.21	0.26862331	\$721.31	\$1,103.63	\$860.27
23	4019011	3200	\$0.00		\$0.00	\$0.00	\$0.00
23	4019011	7500	\$0.00		\$0.00	\$0.00	\$0.00
23	4019012	3200	\$10,963.55	0.69074889	\$7,573.06	\$0.00	\$3,390.49
23	4019013	3200	\$312,640.96	0.30965396	\$96,810.51	\$82,936.60	\$132,893.85
23	4019021	3200	\$0.00		\$0.00	\$0.00	\$0.00
23	4019021	7500	\$0.00		\$0.00	\$0.00	\$0.00
23	4019022	3200	\$0.00		\$0.00	\$0.00	\$0.00
23	4019023	3200	\$9,415.20	0.02867703	\$270.00	\$0.00	\$9,145.20
23	4019031	3200	\$0.00		\$0.00	\$0.00	\$0.00
23	4019031	7500	\$0.00		\$0.00	\$0.00	\$0.00
23	4019032	3200	\$8,648.02	0.20350554	\$1,759.92	\$6,277.98	\$610.12
23	4019032	7200	\$0.00		\$0.00	\$0.00	\$0.00
23	4019033	3200	\$409,561.20	0.53794029	\$220,319.47	\$60,338.10	\$128,903.63
23	4019041	3200	\$0.00		\$0.00	\$0.00	\$0.00
23	4019041	7500	\$0.00		\$0.00	\$0.00	\$0.00
23	4519012	2900	\$24,511.20	0	\$0.00	\$0.00	\$24,511.20
23	4679020	2100	\$89,259.11	0	\$0.00	\$0.00	\$89,259.11
23	4679021	2100	\$208,322.32	0.43506481	\$90,633.71	\$0.00	\$117,688.61
23	4679021	2100	\$0.00		\$0.00	\$0.00	\$0.00
23	4679021	2200	\$8,500.00	1	\$8,500.00	\$0.00	\$0.00
23	4999019	2400	\$0.00		\$0.00	\$0.00	\$0.00
23	5079021	1100	\$0.00		\$0.00	\$0.00	\$0.00
23	5079021	2200	\$0.00		\$0.00	\$0.00	\$0.00
23	5079021	3200	\$0.00		\$0.00	\$0.00	\$0.00
23	5079022	1100	\$579,080.71	0.41076017	\$237,863.29	\$24,850.66	\$316,366.76
23	5079022	1900	\$22,522.49	0	\$0.00	\$0.00	\$22,522.49
23	5079022	2100	\$552,000.00	0	\$0.00	\$0.00	\$552,000.00
23	5079022	2700	\$1,868,274.54	0.30540227	\$570,575.29	\$1,088,939.54	\$208,759.71
23	5079121	1100	\$773.57	0	\$0.00	\$0.00	\$773.57
23	5079121	1100	\$370,000.00	0	\$0.00	\$369,600.00	\$400.00
23	5079121	1900	\$27,563.54	0	\$0.00	\$0.00	\$27,563.54
23	5079121	1900	\$94,532.05	0.30567591	\$28,896.17	\$0.00	\$65,635.88
23	5079121	2200	\$0.00		\$13,207.42	\$0.00	(\$13,207.42)
23	5079121	2700	\$336,874.83	0.33880718	\$114,135.61	\$28,482.40	\$194,256.82
23	5079222	2100	\$0.00		\$0.00	\$0.00	\$0.00
23	5079222	2800	\$16,402.36	0	\$0.00	\$5,000.00	\$11,402.36
23	5169021	1200	\$0.00		\$0.00	\$0.00	\$0.00
23	5169021	1200	\$0.00		\$0.00	\$0.00	\$0.00
23	5169021	1200	\$0.00		\$0.00	\$0.00	\$0.00
23	5169021	1200	\$0.00		\$0.00	\$0.00	\$0.00
23	5169021	2100	\$0.00		\$0.00	\$0.00	\$0.00
23	5169021	2100	\$0.00		\$0.00	\$0.00	\$0.00
23	5169021	2100	\$0.00		\$0.00	\$0.00	\$0.00
23	5169021	2100	\$0.00		\$0.00	\$0.00	\$0.00
23	5169021	2100	\$0.00		\$0.00	\$0.00	\$0.00
23	5169021	2400	\$0.00		\$0.00	\$0.00	\$0.00
23	5169021	2400	\$0.00		\$0.00	\$0.00	\$0.00
23	5169021	3200	\$0.00		\$0.00	\$0.00	\$0.00
23	5169022	1200	\$81,824.61	1.42638003	\$116,712.99	\$0.00	(\$34,888.38)
23	5169022	1200	\$32,375.15	1.34779113	\$43,634.94	\$0.00	(\$11,259.79)
23	5169022	1200	\$17,567.95	1.2722526	\$22,350.87	\$0.00	(\$4,782.92)
23	5169022	1200	\$9,207.49	0	\$0.00	\$0.00	\$9,207.49
23	5169022	2100	\$194,620.90	0.12416262	\$24,164.64	\$0.00	\$170,456.26
23	5169022	2100	\$4,558.40	1	\$4,558.40	\$18,480.00	(\$18,480.00)
23	5169022	2200	\$25,689.00	0	\$0.00	\$0.00	\$25,689.00
23	5169022	2400	(\$5,541.64)	-3.51550804	\$19,481.68	\$0.00	(\$25,023.32)
23	5169022	2400	\$9,938.73	1.17490263	\$11,677.04	\$0.00	(\$1,738.31)
23	5169022	3200	(\$35.61)	0	\$0.00	\$0.00	(\$35.61)
23	5169023	1200	\$498,383.41	0.62345338	\$310,718.82	\$0.00	\$187,664.59
23	5169023	1200	\$348,483.47	0.33019041	\$115,065.90	\$0.00	\$233,417.57
23	5169023	1200	\$121,632.09	0.48757996	\$59,305.37	\$0.00	\$62,326.72
23	5169023	1200	\$60,000.00	0.11394767	\$6,836.86	\$19,247.98	\$33,915.16
23	5169023	1900	\$209,944.46	1	\$209,944.46	\$0.00	\$0.00
23	5169023	2100	\$105,903.40	0	\$0.00	\$0.00	\$105,903.40
23	5169023	2100	\$116,340.00	0.50987004	\$59,318.28	\$0.00	\$57,021.72
23	5169023	2100	\$18,480.00	0	\$0.00	\$0.00	\$18,480.00
23	5169023	2100	\$33,776.16	0	\$0.00	\$0.00	\$33,776.16
23	5169023	2100	\$0.00		\$0.00	\$0.00	\$0.00
23	5169023	2200	\$41,000.00	0.12565024	\$5,151.66	\$15,848.34	\$20,000.00
23	5169023	2400	\$48,333.32	1.24928683	\$60,382.18	\$0.00	(\$12,048.86)
23	5169023	2400	\$49,860.51	0.38182461	\$19,037.97	\$0.00	\$30,822.54
23	5169023	2400	\$0.00		\$0.00	\$0.00	\$0.00
23	5169023	2400	\$0.00		\$0.00	\$0.00	\$0.00
23	5169023	3200	\$24,293.59	0.99308377	\$24,125.57	\$218.02	(\$50.00)
23	5169122	1200	\$199,968.53	0	\$0.00	\$0.00	\$199,968.53
23	5169122	1200	\$24,719.67	0.13301674	\$3,288.13	\$0.00	\$21,431.54
23	5169122	2100	\$0.00		\$0.00	\$0.00	\$0.00
23	5169122	2200	\$45,000.00	0	\$0.00	\$0.00	\$45,000.00
23	5169122	2400	\$48,340.00	0	\$0.00	\$0.00	\$48,340.00
23	5169122	3200	\$2,257.56	0.89245026	\$2,014.76	\$0.00	\$242.80
23	5169123	1200	\$194,535.49	0.4570145	\$88,905.54	\$0.00	\$105,629.95
23	5169123	2100	\$75,000.00	0	\$0.00	\$52,800.00	\$22,200.00
23	5169123	2400	\$48,340.00	0	\$0.00	\$0.00	\$48,340.00
23	5169123	3200	\$1,075.15	0	\$0.00	\$0.00	\$1,075.15
23	5519121	1200	\$0.00		\$0.00	\$0.00	\$0.00
23	5519121	2200	\$0.00		\$0.00	\$0.00	\$0.00

Fiscal Year	Fund - Expdgr	Function First Two Digits	Fiscal Year Budgeted Amount	% Expensed	Fiscal Year Expense Amount	Fiscal Year Encumbrance Amount	Balance
23	5519122	1200	\$761.55	1.2100453	\$921.51	\$0.00	(\$159.96)
23	5519123	1200	\$6,746.37	0	\$0.00	\$0.00	\$6,746.37
23	5729021	1200	\$0.00		\$0.00	\$0.00	\$0.00
23	5729021	2200	\$0.00		\$0.00	\$0.00	\$0.00
23	5729021	3200	\$0.00		\$0.00	\$0.00	\$0.00
23	5729021	3200	\$0.00		\$0.00	\$0.00	\$0.00
23	5729022	1200	\$57,280.44	1.44042204	\$82,479.20	\$0.00	(\$25,218.76)
23	5729022	2200	\$15,816.77	0	\$0.00	\$0.00	\$15,816.77
23	5729022	3200	\$0.00		\$0.00	\$0.00	\$0.00
23	5729022	3200	\$175.52	0.30480857	\$53.50	\$0.00	\$122.02
23	5729023	1200	\$530,004.96	0.43931874	\$232,841.11	\$0.00	\$297,163.85
23	5729023	3200	\$5,300.00	0.93902264	\$4,976.82	\$1,523.34	(\$1,200.16)
23	5729121	1100	\$0.00		\$0.00	\$0.00	\$0.00
23	5729122	1100	\$183,652.42	0.44173603	\$81,125.89	\$0.00	\$102,526.53
23	5729123	1100	\$171,218.59	0.10091363	\$17,278.29	\$14,258.29	\$139,682.01
23	5729221	1100	\$0.00		\$0.00	\$0.00	\$0.00
23	5729221	2200	\$0.00		\$0.00	\$0.00	\$0.00
23	5849022	1100	\$30,773.37	0.63250954	\$19,464.45	\$0.00	\$11,308.92
23	5849022	2200	\$10,631.07	0.05636498	\$599.22	\$0.00	\$10,031.85
23	5849022	3200	\$412.30	0.44651952	\$184.10	\$0.00	\$228.20
23	5849023	1100	\$13,108.80	0.34613847	\$4,537.46	\$8,571.34	\$0.00
23	5849023	2200	\$41,211.67	0.65629396	\$27,046.97	\$0.00	\$14,164.70
23	5849023	3200	\$3,965.33	0.13236982	\$524.89	\$0.00	\$3,440.44
23	5879021	1200	\$0.00		\$0.00	\$0.00	\$0.00
23	5879022	1200	\$4,549.04	1.8306258	\$8,327.59	\$0.00	(\$3,778.55)
23	5879023	1100	\$0.00		\$0.00	\$0.00	\$0.00
23	5879023	1200	\$43,049.66	0.41532964	\$17,879.80	\$1,559.90	\$23,609.96
23	5879121	1200	\$0.00		\$0.00	\$0.00	\$0.00
23	5879121	2200	\$0.00		\$0.00	\$0.00	\$0.00
23	5879122	1200	\$16,204.57	0	\$0.00	\$0.00	\$16,204.57
23	5879122	1200	\$2,500.00	0	\$0.00	\$0.00	\$2,500.00
23	5879122	2200	\$5,326.44	0	\$0.00	\$0.00	\$5,326.44
23	5879123	1200	\$18,704.57	0.01041136	\$194.74	\$5,805.26	\$12,704.57
23	5879123	2200	\$5,326.44	0	\$0.00	\$0.00	\$5,326.44
23	5909021	2200	\$0.00		\$0.00	\$0.00	\$0.00
23	5909021	3200	\$0.00		\$0.00	\$0.00	\$0.00
23	5909021	7400	\$0.00		\$0.00	\$0.00	\$0.00
23	5909022	1200	\$14,864.71	1.49291174	\$22,191.70	\$0.00	(\$7,326.99)
23	5909022	2200	\$34,597.75	0.94094182	\$32,554.47	\$0.00	\$2,043.28
23	5909022	3200	\$2,928.92	0	\$0.00	\$0.00	\$2,928.92
23	5909023	2200	\$134,334.87	0.51471535	\$69,144.22	\$19,178.97	\$46,011.68
23	5909023	3200	\$16,630.05	0.09716447	\$1,615.85	\$15,014.20	\$0.00
23	5999021	1100	\$0.00		\$0.00	\$0.00	\$0.00
23	5999021	2200	\$0.00		\$0.00	\$0.00	\$0.00
23	5999021	3200	\$0.00		\$0.00	\$0.00	\$0.00
23	5999022	3100	\$128,700.00	0.84451158	\$108,688.64	\$18,691.26	\$1,320.10
23	5999023	2700	\$550,000.00	0.58524327	\$321,883.80	\$37,335.20	\$190,781.00
Totals			\$138,150,945.41				

GENERAL FUND-TRUE DAYS CASH

Includes Substitute Levy

