

Medina City Schools

General Fund Analysis

January 31, 2021

	2020-2021	Y-T-D Actual		
	Original Estimate	July 2020 - June 2021	Percent	Variance
	(1)	(2)		(3)
Beginning Balance - July 1, 2020		54,676,370.23		0.00
General Fund	32,189,888.32			
Other Funds - Substitute Levy	22,486,481.91			
Revenue	<u>74,937,361.00</u>	<u>40,579,816.02</u>	<u>54.2%</u>	<u>34,357,544.98</u>
	74,937,361.00	40,579,816.02		34,357,544.98
Expenditures	85,875,970.00	50,159,311.03	58.4%	35,716,658.97
Encumbrance	851,800.00	2,604,685.04		-1,752,885.04
	<u>86,727,770.00</u>	<u>52,763,996.07</u>		<u>33,963,773.93</u>
Ending Balance - June 30, 2020	42,885,961.23	42,492,190.18		393,771.05

Original Estimate revenue, expenditure and encumbrance taken from May 2020 five-year forecast
Includes May 2018 Substitute Levy

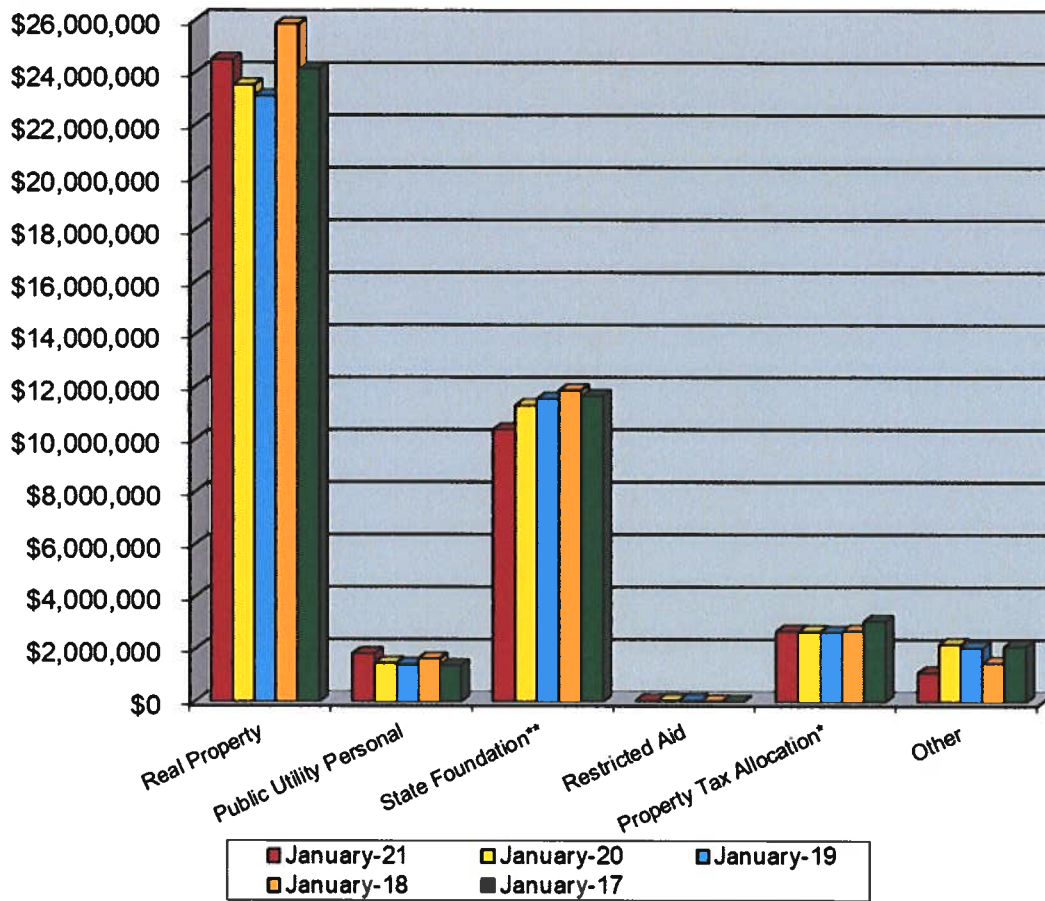
General Fund Summary

January 2021

Revenues

1. Real Property Taxes – Total Real Property Taxes received from the beginning of the fiscal year until January 31, 2021 is \$24,499,142.13. This is an increase of 4.1% above last year's taxes received at this time. \$1,604,850.00 was collected in January.
2. Public Utility Personal Property Taxes – Total Public Utility Personal Property Taxes received from the beginning of the fiscal year until January 31, 2021 is \$1,837,573.15. These monies are distributed upon settlement from the County Auditor. This amount is listed in a separate line for State and five-year forecasting purposes. \$-0- had been transferred in January.
3. State Foundation – State Foundation monies received from the State of Ohio from the beginning of the fiscal year until January 31, 2021 total \$10,386,388.28. This is a decrease of 8.1% below last year's foundation money received at this time. \$1,610,541.52 was collected in January.
4. Restricted Aid – Restricted Aid monies are for Career Tech funding and Economically Disadvantaged Students. We have added e-Rate funding as well because these funds are restrictive to technology. Monies received from the beginning of the fiscal year until January 31, 2021 total \$41,429.49. \$6,904.88 was collected in January.
5. Homestead and Rollback – Monies received from the State of Ohio from the beginning of the fiscal year until January 31, 2021 total \$2,695,062.09. Receipts are based upon the real property taxes collected and Homestead filings with the County Auditor. \$-0- was collected in January.
6. Other – Other monies received from the beginning of the fiscal year until January 31, 2021 total \$1,113,316.00. This is a decrease of 49.3% below last year at this time and is due to Open Enrollment-In, Interest Earnings, Pay to Participate, Parking Fees, Miscellaneous Revenues, Field Trips, Medicare Funding, Refund of Prior Year Expenditures, and Medicare Settlement funds. \$136,388.15 was collected in January.

General Fund Revenue



	January-21	January-20	January-19	January-18	January-17	Current Forecast
Real Property	\$24,499,142	\$23,531,209	\$23,118,697	\$25,865,224	\$24,146,454	\$49,030,939
Public Utility Personal	\$1,837,573	\$1,474,378	\$1,422,880	\$1,633,842	\$1,384,942	\$3,585,736
State Foundation**	\$10,386,388	\$11,300,604	\$11,552,035	\$11,873,151	\$11,660,252	\$17,424,569
Restricted Aid	\$48,334	\$48,338	\$48,165	\$19,960	\$8,403	\$150,881
Property Tax Allocation*	\$2,695,062	\$2,680,748	\$2,652,827	\$2,696,725	\$3,074,694	\$5,340,935
Other	\$1,113,316	\$2,195,447	\$2,059,553	\$1,483,635	\$2,118,513	\$3,322,363
Total	\$40,579,816	\$41,230,724	\$40,854,157	\$43,572,536	\$42,393,258	\$78,855,423
State %	32.4%	34.0%	34.9%	33.5%	34.8%	

* Includes Homestead/Rollback, Tangible Personal Property Tax Fixed Rate Loss Reimbursement and Electric Deregulation.

** Includes Casino Revenue in State Foundation beginning January 2013 and Economic Disadvantaged Funding in November 2013.

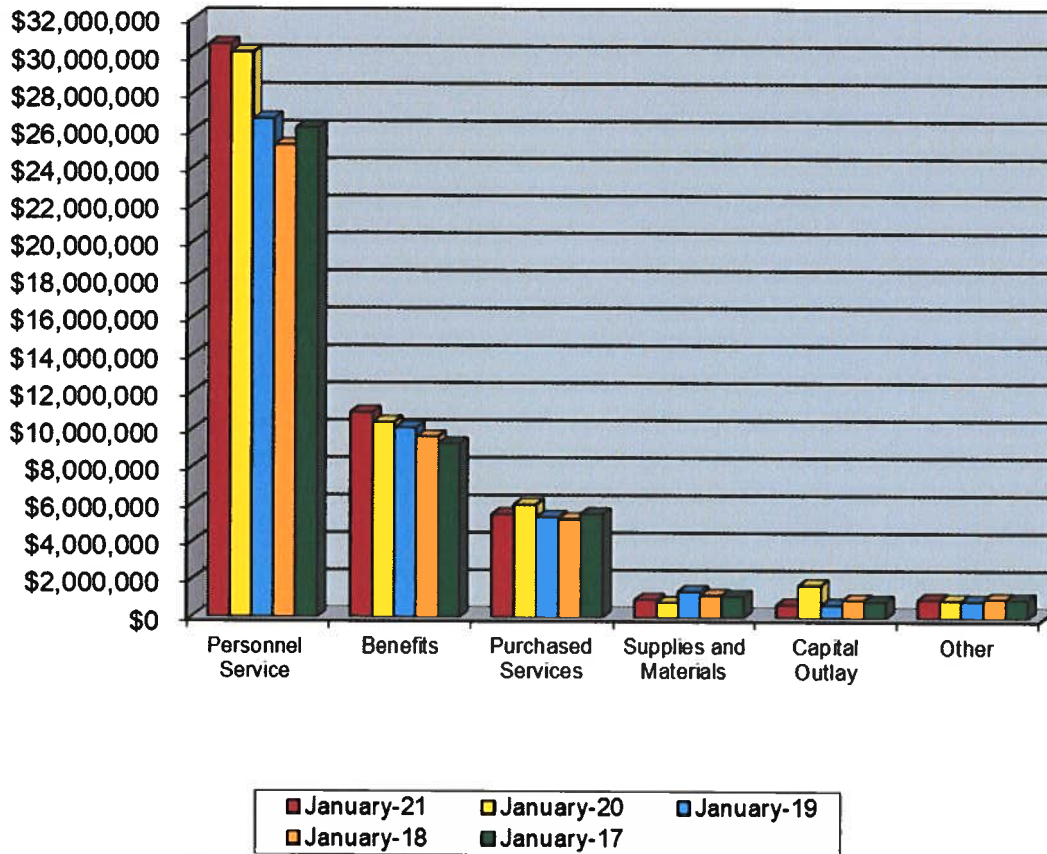
General Fund Summary

January 2021

Expenditures

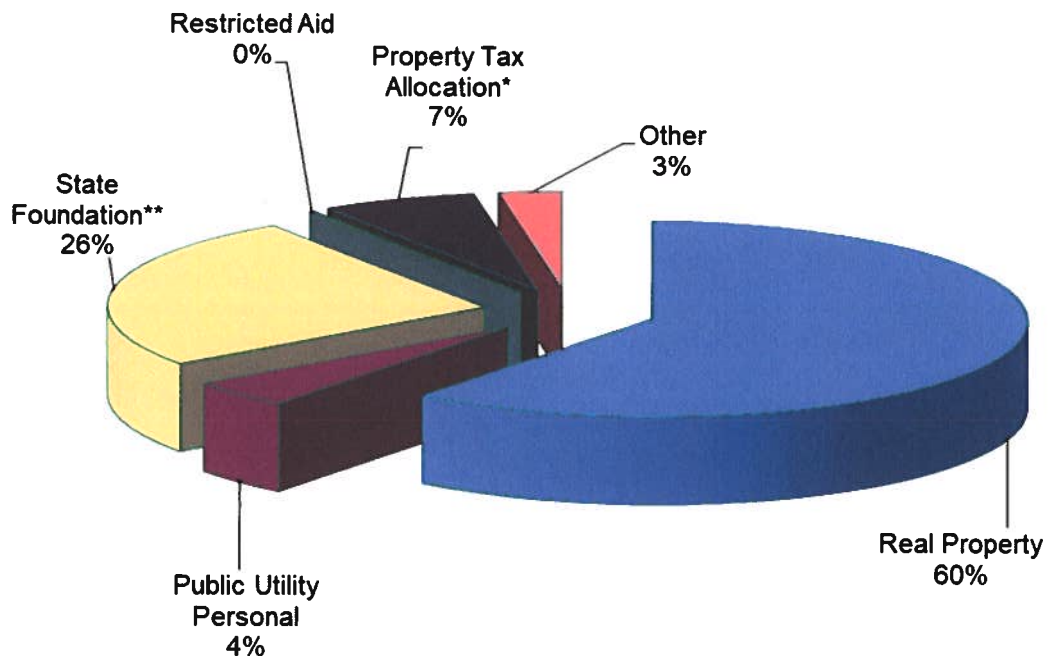
1. **Personnel Services**– The costs for personnel services for the School District from the beginning of the fiscal year until January 31, 2021 was \$30,641,772.55. This was an increase of 1.5% above last year at this time. \$3,832,277.94 was spent in January.
2. **Benefits** – The cost for benefits for the School District from the beginning of the fiscal year until January 31, 2021 was \$10,946,137.99. This was an increase of 5.1% above last year at this time. \$1,497,270.20 was spent in January.
3. **Purchased Services** – The cost for purchased services for the district from the beginning of the fiscal year until January 31, 2021 total \$5,495,610.53. This was an 8.7% decrease below last year at this time and is due to Professional Services, Nursing Services, Legal Services, Contracted Services, Garbage Removal, Rental, Travel, Postage, Telephone, Advertising, Electricity, Water/Sewer, Gas, Contracted Trade Services, Other Tuition, and Open Enrollment. \$894,020.02 was spent in January.
4. **Supplies and Materials** – The cost for supplies and materials for the district from the beginning of the fiscal year until January 31, 2021 total \$952,365.88. This was a 19.3% increase above last year at this time. General Supplies, Preschool Supplies, Nursing Supplies, Textbooks, Electronic Subscriptions, and Transportation Parts account for this increase. \$86,603.87 was spent in January.
5. **Capital Outlay** – The cost for capital outlay for the district from the beginning of the fiscal year until January 31, 2021 total \$706,243.57. This was a 59.4% decrease below last year at this time and was mainly due to reductions in Middle School Equipment, High School Equipment, Technology Equipment, Capital Equipment and Capital Lease. \$149,370.94 was spent in January.
6. **Other** – The cost of other expenditures excluding transfers for the district was \$988,636.77 for the fiscal year until January 31, 2021. This was a 5.3% increase above last year at this time. \$141,930.34 was spent in January. Dues and Fees, Memberships, County Board Services, Election Expense, Liability Insurance, and Awards and Prizes make up the majority of this increase.

General Fund Expenditures

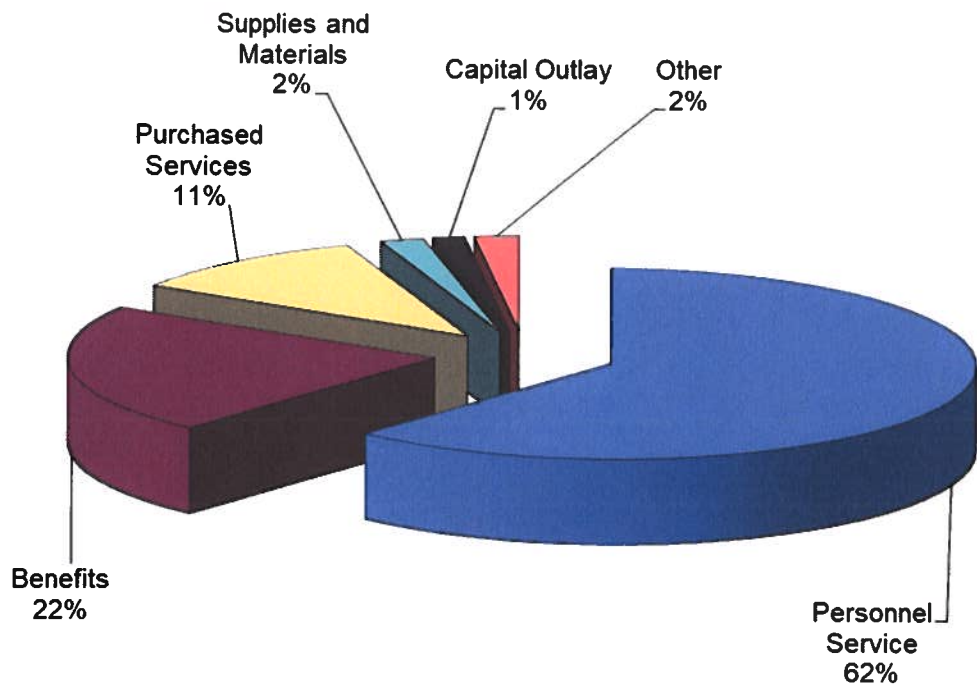


	January-21	January-20	January-19	January-18	January-17	Current Forecast
Personnel Service	\$30,641,773	\$30,191,041	\$26,651,393	\$25,245,155	\$26,168,238	\$50,175,501
Benefits	\$10,946,138	\$10,415,240	\$10,112,942	\$9,633,024	\$9,276,821	\$18,271,771
Purchased Services	\$5,495,611	\$6,016,832	\$5,364,739	\$5,259,820	\$5,522,401	\$10,143,610
Supplies and Materials	\$952,366	\$798,519	\$1,396,324	\$1,199,871	\$1,147,470	\$1,290,042
Capital Outlay	\$706,244	\$1,737,981	\$696,089	\$942,123	\$870,526	\$2,063,141
Other	\$988,637	\$939,214	\$904,920	\$1,001,378	\$967,396	\$1,717,813
Transfers and Adv., Etc.	\$428,544	\$427,757	\$338,000	\$315,988	\$452,956	\$1,109,907
Other than Debt						
Total	\$50,159,311	\$50,526,583	\$45,464,407	\$43,597,358	\$44,405,808	\$84,771,785

Current General Fund Revenue



Current General Fund Expenditures



JANUARY 2020

Balance

Bank Balance - Regular Account

3,062,251.44

Financial Checks Outstanding	319,665.90
Worker Comp Outstanding	1,083.90
Payroll Checks Outstanding	61,976.20

	382,726.00	(382,726.00)
--	------------	--------------

Huntington/Flex Spending	36,458.26	
Flex O/S Checks	713.11	35,745.15
JPMorgan/Metlife Claims	14,925.99	14,925.99
Westfield Bank	15,000.00	15,000.00
Westfield Bank Sweep	3,367,863.20	3,367,863.20

Investments:

Redtree Investments	23,863,432.52
T. Rowe - Collins	265,074.37
Scudder - Collins	311,896.31
Scudder - Bushman	5,212.00
Kanehl Stocks	2,335.42
Star Ohio (22923)	7,341,474.45
Multi-Bank Securities	13,317,000.00
Multi-Bank Money Market	3,581.92
Fifth Third Securities	9,463,061.14
Fifth Third Money Market	650,916.47

Total	55,223,984.60	61,337,044.38
-------	---------------	---------------

Adjustments

Deposits in Transit	2,845.29
Expenses not posted	(341,095.48)

Total	(338,250.19)	60,998,794.19
-------	--------------	---------------

MCSD Balance	60,998,794.19
--------------	---------------

Difference Between Bank vs. Book	0.00
----------------------------------	------

Medina City School District

Sales Tax Update

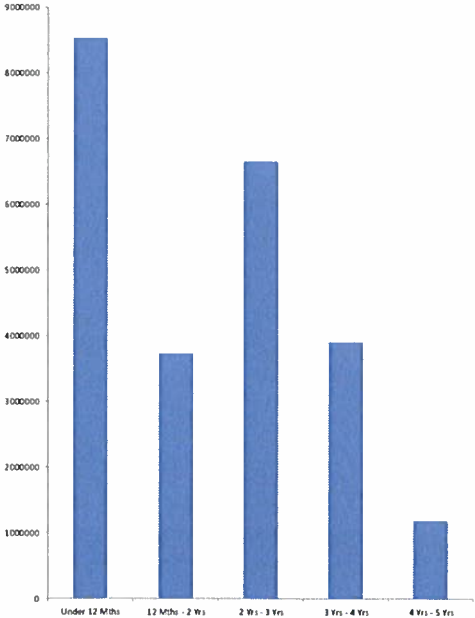
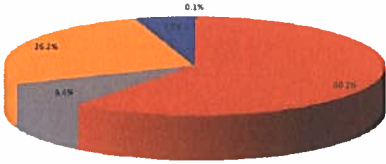
Date	Sales Tax Description	Receipts	Expenditures	Balance
July 1, 2020	Beginning Balance (071) Sales Tax and (002-9012) Bond			\$3,491,568.70
July	6-Month Asbestos Surveillance Inspection and Reports		\$525.00	\$3,491,043.70
	A I Root Classroom Expansion Doors		\$768.75	\$3,490,274.95
	Design and Construction for Root Locker Bay Conversion		\$640.42	\$3,489,634.53
	Architectural and Engineering Services for Summer Paving		\$2,500.00	\$3,487,134.53
	Consulting Services for MHS Roof Replacement		\$6,175.00	\$3,480,959.53
	Replacement of MHS Roof		\$304,119.00	\$3,176,840.53
	Sales Tax Distribution	\$770,376.50		\$3,947,217.03
	MHS Bleacher Replacement		\$222,000.00	\$3,725,217.03
	Ella Canavan Security Entrance Door Parts		\$1,820.71	\$3,723,396.32
	Fleet Master Lease Agreement		\$11,826.28	\$3,711,570.04
	A I Root Locker Bay Conversion		\$19,655.06	\$3,691,914.98
August	A I Root Classroom Expansion Doors		\$4,721.25	\$3,687,193.73
	Blake POD C Carpet and Tile Replacement		\$15,264.00	\$3,671,929.73
	Installation of Electric Remote Release at Canavan		\$1,340.00	\$3,670,589.73
	Removal and Replacement of Six Windows at Evolve		\$4,390.00	\$3,666,199.73
	Labor and Materials to Complete Spray On Fireproofing - MHS		\$63,400.00	\$3,602,799.73
	A I Root Locker Bay Conversion		\$79,548.54	\$3,523,251.19
	Consulting Services for MHS Roof Replacement		\$4,116.00	\$3,519,135.19
	Replacement of MHS Roof		\$76,626.00	\$3,442,509.19
	Fleet Master Lease Agreement		\$11,830.95	\$3,430,678.24
	Architectural and Engineering Services for Summer Paving		\$19,880.00	\$3,410,798.24
September	Replacement Stage Curtains at PAC		\$20,937.31	\$3,389,860.93
	Design and Construction for Root Locker Bay Conversion		\$3,325.27	\$3,386,535.66
	Construction of Northrop Trail		\$29,748.20	\$3,356,787.46
	Change Order - Installation of Retractable Bollards, Fence Post and Handrail		\$1,650.00	\$3,355,137.46
	Fleet Master Lease Agreement		\$11,830.95	\$3,343,306.51
	Furniture for A I Root for Locker Bay Conversion		\$17,002.85	\$3,326,303.66
	Claggett - Desks/Chairs for Two Classrooms		\$14,179.53	\$3,312,124.13
	Consulting Services for MHS Roof Replacement		\$2,059.25	\$3,310,064.88
	Replacement of MHS Roof		\$55,242.00	\$3,254,822.88
	Construction of a Secure Vestibule at Blake		\$27,834.00	\$3,226,988.88
	Architectural and Engineering Services for Summer Paving		\$2,680.00	\$3,224,308.88
October	Design and Construction for Root Locker Bay Conversion		\$748.23	\$3,223,560.65
	Furniture for Root - Locker Bay Conversion		\$19,845.00	\$3,203,715.65
	Fleet Master Lease Agreement		\$11,830.95	\$3,191,884.70
	Architectural and Engineering Services for Summer 2020 Paving		\$3,680.00	\$3,188,204.70
	Sales Tax Distribution	\$920,709.20		\$4,108,913.90
	District Summer 2020 Paving		\$202,946.53	\$3,905,967.37
	Root Locker Bay Conversion		\$37,394.62	\$3,868,572.75
November	COP's Principal and Interest		\$1,309,243.75	\$2,559,329.00
	Fleet Master Lease Agreement		\$11,830.95	\$2,547,498.05
	Architectural and Engineering Services for Summer 2020 Paving		\$257.50	\$2,547,240.55
	A I Root Locker Bay Conversion		\$71,692.38	\$2,475,548.17
December	District Summer Paving		\$21,961.80	\$2,453,586.37
	MCRC Summer Paving Correction		-\$61,736.80	\$2,515,323.17
	Fleet Master Lease Agreement		\$11,830.95	\$2,503,492.22
January	Installation of Carpet at EVOLVE		\$8,072.50	\$2,495,419.72
	Architectural and Engineering Services for Summer 2020 Paving		\$1,652.50	\$2,493,767.22
	Roof Replacement Evaluation, Design and Quality Observation Services		\$24,118.00	\$2,469,649.22
	A I Root Locker Bay Conversion		\$23,143.40	\$2,446,505.82
	Sales Tax Distribution	\$930,379.89		\$3,376,885.71
	Fleet Master Lease Agreement		\$11,830.95	\$3,365,054.76
	Fiscal Year Totals	\$2,621,465.59	\$2,747,979.53	

Medina City School District
Recreation Center Update

Date	Description	District Revenue	District Expenses	City Reimbursements	Total Balance
July 1, 2020	Beginning Balance (003-9001)				\$ 202,370.92
07/08/20	Tile Repairs			\$1,000.00	\$ 203,370.92
07/09/20	Mens Sauna Floor Cement		\$1,236.25		\$ 202,134.67
07/14/20	Insulation for Sauna - Credit		-\$62.50		\$ 202,197.17
07/22/20	Installation of Carpet			\$1,250.00	\$ 203,447.17
08/12/20	Donation - Partner Mktg	\$1,044.98			\$ 204,492.15
08/18/20	Mens Sauna Floor Cement			\$618.13	\$ 205,110.28
09/30/20	No Revenues, No Expenditures				\$ 205,110.28
10/14/20	Labor/Material to Dismantle/Rebuild Burners/Heads Boilers		\$13,346.55		\$ 191,763.73
10/14/20	Repair Parts for Motor Control Centers		\$2,180.00		\$ 189,583.73
10/14/20	Dismantle/Rebuild Burners/Heads and Repair Parts for Motor			\$14,436.55	\$ 204,020.28
10/29/20	Refund City for Labor/Material to Dismantle/Rebuild Burners			-\$6,673.28	\$ 197,347.00
11/30/20	No Revenues, No Expenditures				\$ 197,347.00
12/11/20	MCRC Summer Paving - Correction from 071		\$54,316.35		\$ 143,030.65
12/11/20	MCRC Summer Paving - Correction from 071		\$7,420.45		\$ 135,610.20
01/05/21	MCRC Summer Paving			\$27,158.18	\$ 162,768.38
01/05/21	Chemical PC 2100 Controller			\$3,277.50	\$ 166,045.88
01/19/21	Transfer from 001	\$100,000.00			\$ 266,045.88
Total Revenues, Expenditures and Reimbursements		\$ 101,044.98	\$ 78,437.10	\$ 41,067.08	

Monthly Investment Summary
Medina City School District
US Bank Custodian Acct Ending x70982
 January 31, 2021

Monthly Cash Flow Activity		Market Value Summary				
From 12-31-20 through 01-31-21		Security Type	Market Value	Pct. Assets	Avg Yield at Cost	Wght Avg Mat
Beginning Book Value	23,862,016.19	Money Market Fund				
Contributions	0.00	MONEY MARKET FUND	18,247.47	0.1	0.03	0.00
Withdrawals	0.00	Fixed Income				
Realized Gains/Losses	0.00	MUNICIPAL BONDS	2,016,660.60	8.4	0.99	1.28
Gross Interest Earnings	1,416.33	U.S. GOVERNMENT AGENCY DISCOUNT NOTES	1,199,848.33	5.0	0.20	0.18
Ending Book Value	23,863,432.52	U.S. GOVERNMENT AGENCY NOTES	14,417,709.41	60.1	0.51	2.73
		U.S. TREASURY NOTES	6,279,462.15	26.2	1.67	0.22
		Accrued Interest	64,253.40	0.3		
		TOTAL PORTFOLIO	23,996,181.36	100.0	0.84	1.82

Maturity Distribution		Security Type Allocation	
<p align="center">Distribution by Maturity</p> 			

Disclosures:

RedTree's internal accounting system is used as the source of the market value of this account. Although obtained from a source believed to be reliable, we cannot guarantee its accuracy. You should review all account statements provided by the custodian and compare with the statements provided by RedTree.

Questions? Call 888.596.2293 or email info@redtreeinv.com

Portfolio Holdings Report
Medina City School District
US Bank Custodian Acct Ending x70982
 January 31, 2021

Quantity	Cusip	Security Description	Moody's	S&P	Cost Basis	Market Value	Yield at Cost	Wtd Maturity	Purchase Date
U.S. GOVERNMENT AGENCY NOTES									
1,200,000	3133ELZN7	Federal Farm Credit Bank 0.160% Due 05-18-22	Aaa	AA+	1,197,804.00	1,200,866.78	0.25	1.30	05-26-20
1,000,000	3133ELN26	Federal Farm Credit Bank 0.260% Due 06-22-22	Aaa	AA+	999,460.00	1,001,839.23	0.29	1.39	06-22-20
1,000,000	3134GVN87	Federal Home Ln Mtg 0.400% Due 12-15-22	Aaa	AA+	1,000,000.00	1,000,314.97	0.40	1.87	06-15-20
1,500,000	3133ELUJ1	Federal Farm Credit Bank 1.000% Due 03-24-23	Aaa	AA+	1,500,000.00	1,501,460.52	1.00	2.12	03-24-20
700,000	3135G04Q3	Federal Natl Mtg Assoc 0.250% Due 05-22-23	Aaa	AA+	698,064.50	701,528.41	0.34	2.30	05-28-20
1,230,000	3134GVN20	Federal Home Ln Mtg 0.500% Due 06-23-23	Aaa	AA+	1,230,000.00	1,230,717.05	0.50	2.38	06-23-20
1,000,000	3137EAEV7	Federal Home Ln Mtg 0.250% Due 08-24-23	Aaa	AA+	999,630.00	1,002,245.45	0.26	2.56	10-08-20
1,000,000	3135G06H1	Federal Natl Mtg Assoc 0.250% Due 11-27-23	Aaa	AA+	998,860.00	1,001,927.41	0.29	2.81	11-25-20
700,000	3134GVYH5	Federal Home Ln Mtg 0.500% Due 11-28-23	Aaa	AA+	700,000.00	700,269.84	0.50	2.80	05-28-20
500,000	3130AJ6M6	Federal Home Ln Bank 1.700% Due 02-26-24	Aaa	AA+	500,000.00	500,519.83	1.70	2.96	02-26-20
1,200,000	3133EMGF3	Federal Farm Credit Bank 0.350% Due 05-16-24	Aaa	AA+	1,197,900.00	1,200,010.82	0.40	3.27	11-19-20
1,000,000	3135G06E8	Federal Natl Mtg Assoc 0.420% Due 11-18-24	Aaa	AA+	998,250.00	999,655.98	0.46	3.76	11-18-20
1,200,000	3133EMER9	Federal Farm Credit Bank 0.470% Due 01-27-25	Aaa	AA+	1,198,620.00	1,195,418.27	0.50	3.95	10-29-20
800,000	3134GXDM3	Federal Home Ln Mtg 0.620% Due 12-01-25	Aaa	AA+	799,400.00	801,737.94	0.64	4.75	12-02-20
380,000	3134GXHD9	Federal Home Ln Mtg 0.700% Due 12-23-25	Aaa	AA+	380,000.00	379,196.90	0.70	4.80	12-23-20
Accrued Interest						16,196.81			
					14,397,988.50	14,433,906.21	0.51	2.73	
MUNICIPAL BONDS									
1,000,000	971090XA8	City of Willoughby, OH GO 2.000% Due 05-21-21	Aa2	AA	1,008,400.00	1,004,820.00	1.15	0.31	05-21-20
500,000	0100332D9	City of Akron, OH GO 2.000% Due 12-01-22		A+	515,505.00	514,760.00	0.48	1.80	11-12-20
460,000	244721FK7	Defiance CSD, OH GO 4.000% Due 12-01-23	Aa2		502,522.40	497,080.60	1.20	2.68	07-16-20
Accrued Interest						19,150.00			
					2,026,427.40	2,035,810.60	0.99	1.28	
U.S. TREASURY NOTES									
1,000,000	912828N89	US Treasury Note 1.375% Due 01-31-21	Aaa	AA+	998,125.00	1,000,000.00	1.56	0.00	01-28-20
615,000	912828N89	US Treasury Note 1.375% Due 01-31-21	Aaa	AA+	613,991.02	615,000.00	1.54	0.00	01-30-20
1,200,000	912828P87	US Treasury Note 1.125% Due 02-28-21	Aaa	AA+	1,192,593.76	1,200,934.80	1.66	0.08	12-27-19
1,250,000	912828Q37	US Treasury Note 1.250% Due 03-31-21	Aaa	AA+	1,242,382.81	1,252,308.75	1.69	0.16	10-30-19
1,000,000	912828S27	US Treasury Note 1.125% Due 06-30-21	Aaa	AA+	987,226.56	1,004,141.00	1.86	0.41	09-17-19
1,200,000	912828F6	US Treasury Note 1.125% Due 08-31-21	Aaa	AA+	1,188,750.00	1,207,077.60	1.68	0.57	12-10-19

Disclosures:

RedTree's internal accounting system is used as the source of the market value of this account. Although obtained from a source believed to be reliable, we cannot guarantee its accuracy. You should review all account statements provided by the custodian and compare with the statements provided by RedTree.

Questions? Call 888.596.2293 or email info@redtreeinv.com

Portfolio Holdings Report
Medina City School District
US Bank Custodian Acct Ending x70982
 January 31, 2021

Quantity	Cusip	Security Description	Moody's	S&P	Cost Basis	Market Value	Yield at Cost	Wtd Maturity	Purchase Date
Accrued Interest						28,906.59			
					6,223,069.15	6,308,368.74	1.67	0.22	
U.S. GOVERNMENT AGENCY DISCOUNT NOTES									
1,200,000	313385EA0	Federal Home Ln Bank Discount Note 0.000% Due 04-07-21	P-1	A-1+	1,197,700.00	1,199,848.33	0.20	0.18	04-27-20
MONEY MARKET FUND									
	USBMMF	First American Treasury Obligations Fund			18,247.47	18,247.47	0.03		
TOTAL PORTFOLIO					23,863,432.52	23,996,181.36	0.84	1.82	

Disclosures:

RedTree's internal accounting system is used as the source of the market value of this account. Although obtained from a source believed to be reliable, we cannot guarantee its accuracy. You should review all account statements provided by the custodian and compare with the statements provided by RedTree.

Questions? Call 888.596.2293 or email info@redtreeinv.com

Monthly Activity Reports
Medina City School District
US Bank Custodian Acct Ending x70982
From 01-01-21 Through 01-31-21

GROSS INTEREST INCOME

Ex-Date	Pay-Date	Security	Amount
U.S. GOVERNMENT AGENCY NOTES			
01-27-21	01-27-21	Federal Farm Credit Bank 0.470% Due 01-27-25	1,410.00
MONEY MARKET FUND			
01-04-21	01-04-21	First American Treasury Obligations Fund	6.33
GROSS INCOME			1,416.33

Disclosures:

RedTree's internal accounting system is used as the source of the market value of this account. Although obtained from a source believed to be reliable, we cannot guarantee its accuracy. You should review all account statements provided by the custodian and compare with the statements provided by RedTree.

Questions? Call 888.596.2293 or email info@redtreeinv.com

Purchase and Sale
Medina City School District
US Bank Custodian Acct Ending x70982
From 01-01-21 Through 01-31-21

Trade Date	Settle Date	Quantity	Security	Unit Price	Amount
---------------	----------------	----------	----------	---------------	--------

No transactions were found!

Disclosures:

RedTree's internal accounting system is used as the source of the market value of this account. Although obtained from a source believed to be reliable, we cannot guarantee its accuracy. You should review all account statements provided by the custodian and compare with the statements provided by RedTree.

Questions? Call 888.596.2293 or email info@redtreeinv.com

Realized Gains/Losses
Medina City School District
US Bank Custodian Acct Ending x70982
 From 01-01-21 Through 01-31-21

Open Date	Close Date	Quantity	Security	Cost Basis	Proceeds	Gain Or Loss	
						Short Term	Long Term
TOTAL GAINS						0.00	0.00
TOTAL LOSSES						0.00	0.00
						0.00	0.00
TOTAL REALIZED GAIN/LOSS		0.00		0.00	0.00	0.00	0.00

Disclosures:

RedTree's internal accounting system is used as the source of the market value of this account. Although obtained from a source believed to be reliable, we cannot guarantee its accuracy. You should review all account statements provided by the custodian and compare with the statements provided by RedTree.

Questions? Call 888.596.2293 or email info@redtreeinv.com

ENV# CEBKMCGRBBJVNHP_BBBBB
FIFTH THIRD SECURITIES, INC.
MD 1M0B2A
5050 KINGSLEY DRIVE
CINCINNATI, OH 45263



MEDINA CITY SCHOOLS
DAVID CHAMBERS
739 WEYMOUTH RD
MEDINA OH 44256

STATEMENT FOR THE PERIOD JANUARY 1, 2021 TO JANUARY 31, 2021

MEDINA CITY SCHOOLS - Corporation
Account Number: [REDACTED]

By the courtesy of:
CARTER/SAVAGE

For questions about your accounts:
Local: 614 744 5496
In-State: 614 744 7074
National: 888 889 1025

TOTAL VALUE OF YOUR PORTFOLIO **\$10,261,658.08**

FOR YOUR INFORMATION

Fifth Third Securities, Inc. Investments offered through Fifth Third Securities, Inc., member FINRA/SIPC

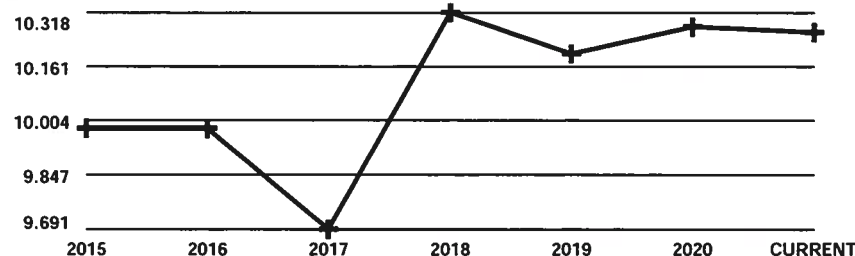
Due to current events, mail may be delayed by circumstances beyond NFSs control. You can always view your statements and other documents online. To learn more about paperless options please contact your Broker-Dealer.

Fifth Third Securities, Inc.

MN_CEBKMCGRBBJVNHP_BBBBB 20210129

CHANGE IN VALUE OF YOUR PORTFOLIO

\$ millions



Change In Value Of Your Portfolio information can be found in Miscellaneous Footnotes at the end of this statement.

Account carried with National Financial Services LLC, Member
NYSE, SIPC

Statement for the Period January 1, 2021 to January 31, 2021

MEDINA CITY SCHOOLS - Corporation
Account Number: [REDACTED]



Account Overview

CHANGE IN ACCOUNT VALUE	Current Period	Year-to-Date
BEGINNING VALUE	\$10,277,238.45	\$10,277,238.45
Additions and Withdrawals	(\$4,549.19)	(\$4,549.19)
Income	\$4,549.19	\$4,549.19
Taxes, Fees and Expenses	\$0.00	\$0.00
Change in Value	(\$15,580.37)	(\$15,580.37)
ENDING VALUE (AS OF 01/31/21)	\$10,261,658.08	\$10,261,658.08

Refer to Miscellaneous Footnotes for more information on Change in Value.

INCOME

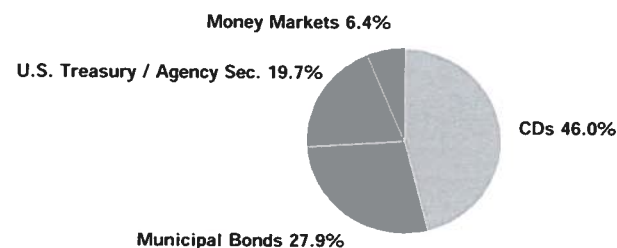
TAXABLE	Current Period	Year-to-Date
Taxable Dividends	\$6.85	\$6.85
Taxable Interest	\$4,542.34	\$4,542.34
TOTAL TAXABLE	\$4,549.19	\$4,549.19
TOTAL INCOME	\$4,549.19	\$4,549.19

Taxable income is determined based on information available to NFS at the time the statement was prepared, and is subject to change. Final information on taxation of interest and dividends is available on Form 1099-Div, which is mailed in February of the subsequent year.

MESSAGES AND ALERTS

Customers wishing to learn more about their investment professional can contact the FINRA BrokerCheck Hotline Number at 1-800-289-9999 or visit the FINRA Regulation website www.finra.org. Customers can also obtain an investor brochure that includes information describing the FINRA BrokerCheck program by contacting Brokerage Operations 1-888-889-1025.

ACCOUNT ALLOCATION



	Percent	Prior Period	Current Period
Money Markets	6.4 %	\$650,916.47	\$650,916.47
CDs	46.0	\$4,730,760.68	\$4,723,811.16
Municipal Bonds	27.9	\$2,870,953.80	\$2,865,626.45
U.S. Treasury / Agency Sec.	19.7	\$2,024,607.50	\$2,021,304.00
TOTAL	100.0 %	\$10,277,238.45	\$10,261,658.08

Account Allocation shows the percentage that each asset class represents of your total account value. Account Allocation for equities, fixed income, and other categories may include mutual funds and may be net of short positions. NFS has made assumptions concerning how certain mutual funds are allocated. Closed-end mutual funds and Exchange Traded Products (ETPs) listed on an exchange may be included in the equity allocation. The chart may not reflect your actual portfolio allocation. Consult your broker/dealer prior to making investment decisions.

The minimum base rate for the purposes of determining interest to be applied under the terms of the Margin Account Agreement for any credit extended or maintained shall not fall below 0.00 percent for Federal Funds Target and the Overnight Bank Funding rate, 1.75 percent for the Call Money rate and 3.00 percent for the Prime rate. All terms and conditions of the Margin Account Agreement shall continue to apply.

Fifth Third Securities, Inc.

MN_CEBKMCGRBBJVNHPP_BBBBB 20210129

Account carried with National Financial Services LLC, Member
NYSE, SIPC

Statement for the Period January 1, 2021 to January 31, 2021

MEDINA CITY SCHOOLS - Corporation

Account Number: [REDACTED]



Account Overview *continued*

MESSAGES AND ALERTS *continued*

Fifth Third Securities has recently implemented technology that allows texting between clients and Financial Professionals. Not all FTS Financial Professionals are currently using this service. Please contact your Financial Professional to see if they are utilizing this service and to obtain the phone number for texting. As a reminder, due to regulatory restrictions and as a measure to protect you and your account, Fifth Third Securities does not accept trade or financial instructions by text or email- therefore, FTS will not be responsible for carrying out such orders and/or instructions received in this manner.

Customers wishing to learn more about how an order is routed or executed should notify their Investment Professional in writing. Pursuant to SEC rules, customers can request details on the identity of the venue to which their orders were routed for execution. A written report will be furnished upon request. To learn more about how your order is routed online, please visit <https://www.53.com/investments>.

Please note that the FDIC insured deposit at Fifth Third Bank under the Fifth Third BD Program is not covered by SIPC. The FDIC insured deposit is eligible for FDIC insurance subject to FDIC coverage limits at the time funds are deposited at Fifth Third Bank. As referenced in the Fifth Third BD Program disclosure document, clients are responsible for monitoring their total assets at Fifth Third Bank to determine the extent of available FDIC coverage.

Statement for the Period January 1, 2021 to January 31, 2021

MEDINA CITY SCHOOLS - Corporation
Account Number: [REDACTED]



Holdings

NFS-provided cost basis, realized gain (loss) and holding period information may not reflect all adjustments necessary for tax purposes. Please refer to Footnotes and Cost Basis Information at the end of this statement for more information.

For additional information regarding your holdings, please refer to the footnotes at the end of the statement.

Client Investment - Reflects the amount from share purchases, transfers and conversions that have customer or third party provided cost basis. The amount does not reflect all account activity, including, but not limited to shares acquired via certain corporate actions, gifted/inherited, date of death step-up, or dividend reinvestments. The amount may fluctuate over time based on activity within the account due to buying, transferring or converting additional shares or selling all or part of a security. Transfers or conversions that do not have cost basis will not be reflected in the Client Investment amount. The reflected Client Investment amount does not represent your cost basis reported on IRS Form 1099-B, as it is a separate calculation.

CASH AND CASH EQUIVALENTS - 6.34% of Total Account Value

Description	Symbol/Cusip Account Type	Quantity	Price on 01/31/21	Current Market Value	Estimated Annual Income
Money Markets					
FEDERATED HERMES GOVT OBLIGATIONS IS 7 DAY YIELD .01%	GOIXX CASH	650,916.47	\$1.00	\$650,916.47	
Dividend Option Cash					
Capital Gain Option Cash					
Total Cash and Cash Equivalents				\$650,916.47	

Statement for the Period January 1, 2021 to January 31, 2021

MEDINA CITY SCHOOLS - Corporation
Account Number: [REDACTED]



HOLDINGS > FIXED INCOME - 93.66% of Total Account Value

ALERT: You have a fixed income position due to mature within the next 90 days.

For an explanation of fixed income pricing, please see the last page. Redemption schedule(s), bond rating(s), and other information are provided where available. If information does not appear regarding a particular investment, it is not available. The ratings on this statement are provided by Standard & Poor's and/or Moody's to rate the quality based on the respective rating agency's assessment. Ratings information from Standard & Poor's ("S&P") may not be reproduced. S&P credit ratings are statements of opinion and are not statements of fact or recommendations to purchase, hold, or sell securities, nor do they address the suitability of securities for investment purposes, and should not be relied on as investment advice. S&P does not guarantee the accuracy, completeness, timeliness or availability of any information, including ratings, and is not responsible for errors or omissions (negligent or otherwise). S&P gives no express or implied warranties, including but not limited to any warranties of merchantability or fitness for a particular purpose or use. S&P shall not be liable for any direct, indirect, incidental, exemplary, compensatory, punitive, special or consequential damages, costs, expenses, legal fees, or losses (including lost income or profits and opportunity costs) in connection with any use of ratings.

Description	Symbol/Cusip Account Type	Quantity	Estimated Price on 01/31/21	Estimated Current Market Value	Estimated Annual Income	Original/Adjusted Cost Basis	Unrealized Gain (Loss)
CDs							
Certificates of Deposit (CDs), including Market Indexed CDs and Market Linked CDs (collectively, MCDs) are generally shown at estimated market prices based upon a matrix or model pricing method that may not represent the actual price if sold prior to maturity. However, CDs and MCDs may be shown at face value for up to seven calendar days from date of issue if estimated market prices have not been received from a third party pricing vendor. The actual value of CDs and MCDs may be different from their purchase price. CDs and MCDs are subject to interest rate risk. The estimated market price reflected for MCDs may not be based on the actual closing value of the linked market index on the final maturity date and the market value of MCDs may not correspond directly to increases or decreases in the underlying linked market index. You may sell CDs or MCDs in the secondary market subject to market conditions. The secondary market for CDs and MCDs is generally illiquid. If sold prior to maturity, the value of MCDs may be less than the purchase amount or face value. The sale or redemption of any fixed income security prior to maturity may result in a substantial gain or loss, and an early withdrawal penalty may apply. Certain MCDs may only be redeemed on pre-specified liquidation dates and may have call features that allow the issuer to call the MCD prior to maturity. Certain Step Rate CDs are also subject to reinvestment risk if call provisions are exercised by the issuer and if a CD with a comparable rate is not available.							
See sales materials or contact your broker/dealer for additional information.							
ALLY BK MIDVALE UTAH CD 2.50000% 02/01/2021 FDIC INSURED CPN PMT SEMI-ANNUAL ON AUG 01, FEB 01 Next Interest Payable: 02/01/21 Estimated Yield 2.50% Accrued Interest \$3087.67 Average Unit Cost \$1.00 Client Investment \$245,000.00 Adjusted Cost Basis	02007GAU7 CASH	245,000	\$1.0002	\$245,049.00	\$6,125.00	\$245,000.00	
						\$245,000.00	\$49.00
PRIME ALLIANCE BANK W CD 2.30000% 03/15/2021 FDIC INSURED CPN PMT MONTHLY Next Interest Payable: 02/13/21 Estimated Yield 2.29% Accrued Interest \$293.33 Average Unit Cost \$1.00 Client Investment \$245,000.00 Adjusted Cost Basis	74160NFW5 CASH	245,000	\$1.00293	\$245,717.85	\$5,635.00	\$245,000.00	
						\$245,000.00	\$717.85
CAPITAL ONE BANK (USA) NAT CD 2.25000%	1404202B5	245,000	\$1.0042	\$246,029.00	\$5,512.50	\$243,858.30	

Fifth Third Securities, Inc.

Account carried with National Financial Services LLC, Member
NYSE, SIPC

MN_CEBKMCGRBBJVNHPP_BBBBB 20210129

Statement for the Period January 1, 2021 to January 31, 2021

MEDINA CITY SCHOOLS - Corporation
Account Number: [REDACTED]



HOLDINGS > FIXED INCOME *continued*

Description	Symbol/Cusip Account Type	Quantity	Estimated Price on 01/31/21	Estimated Current Market Value	Estimated Annual Income	Original/Adjusted Cost Basis	Unrealized Gain (Loss)
CAPITAL ONE BANK (USA) NAT CD 2.25000%	1404202B5	continued					
04/19/2021 FDIC INSURED	CASH						
CPN PMT SEMI-ANNUAL							
ON OCT 19, APR 19							
Next Interest Payable: 04/19/21							
Estimated Yield 2.24%							
Accrued Interest \$1585.79							
Average Unit Cost \$1.00							
Client Investment \$243,858.30							
Adjusted Cost Basis						\$243,858.30 D	\$2,170.70
THIRD FED SVGS &LN ASSN OF CD 2.50000%	88413QBZ0	245,000	\$1.0081	\$246,984.50	\$6,125.00	\$245,000.00	
05/28/2021 FDIC INSURED	CASH						
CPN PMT SEMI-ANNUAL							
ON AUG 28, FEB 28							
Next Interest Payable: 02/28/21							
Estimated Yield 2.48%							
Accrued Interest \$2634.59							
Average Unit Cost \$1.00							
Client Investment \$245,000.00							
Adjusted Cost Basis						\$245,000.00 D	\$1,984.50
KS STATEBANK MANHATTAN KS CD 2.50000%	50116CBX6	245,000	\$1.00979	\$247,398.55	\$6,125.00	\$245,000.00	
06/21/2021 FDIC INSURED	CASH						
CPN PMT MONTHLY							
Next Interest Payable: 02/21/21							
Estimated Yield 2.47%							
Accrued Interest \$184.59							
Average Unit Cost \$1.00							
Client Investment \$245,000.00							
Adjusted Cost Basis						\$245,000.00 D	\$2,398.55
NORTHPOINTE BK GRAND RAPIDS MI CD	666613GN8	245,000	\$1.01196	\$247,930.20	\$6,247.50	\$245,000.00	
2.55000% 07/19/2021 FDIC INSURED	CASH						
CPN PMT MONTHLY							
Next Interest Payable: 02/19/21							
Estimated Yield 2.52%							
Accrued Interest \$222.51							
Average Unit Cost \$1.00							
Client Investment \$245,000.00							
Adjusted Cost Basis						\$245,000.00 D	\$2,930.20

Fifth Third Securities, Inc.

Account carried with National Financial Services LLC, Member
NYSE, SIPC

MN _CEBKMCGRBBJVNHP_BBBBB 20210129

Statement for the Period January 1, 2021 to January 31, 2021

MEDINA CITY SCHOOLS - Corporation
Account Number: [REDACTED]



HOLDINGS > FIXED INCOME *continued*

Description	Symbol/Cusip Account Type	Quantity	Estimated Price on 01/31/21	Estimated Current Market Value	Estimated Annual Income	Original/Adjusted Cost Basis	Unrealized Gain (Loss)
CELTIC BK SALT LAKE CITY UTAH CD 2.85000% 08/24/2021 FDIC INSURED CPN PMT MONTHLY Next Interest Payable: 02/24/21 Estimated Yield 2.80% Accrued Interest \$153.04 Average Unit Cost \$1.00 Client Investment \$245,000.00 Adjusted Cost Basis	15118RPT8 CASH	245,000	\$1.01612	\$248,949.40	\$6,982.50	\$245,000.00	
						\$245,000.00 D	\$3,949.40
FIRSTTRUST SVGS BK PA CD 2.55000% 09/13/2021 FDIC INSURED CPN PMT MONTHLY Next Interest Payable: 02/12/21 Estimated Yield 2.51% Accrued Interest \$342.33 Average Unit Cost \$1.00 Client Investment \$245,000.00 Adjusted Cost Basis	337630BJ5 CASH	245,000	\$1.01573	\$248,853.85	\$6,247.50	\$245,000.00	
						\$245,000.00 D	\$3,853.85
MEDALLION BK UTAH CD 2.45000% 02/16/2022 FDIC INSURED CPN PMT MONTHLY Next Interest Payable: 02/16/21 Estimated Yield 2.39% Accrued Interest \$263.12 Average Unit Cost \$1.00 Client Investment \$245,000.00 Adjusted Cost Basis	58404DBD2 CASH	245,000	\$1.02509	\$251,147.05	\$6,002.50	\$245,000.00	
						\$245,000.00 D	\$6,147.05
NORTHFIELD BK STATEN ISLAND NY CD 2.45000% 02/22/2022 FDIC INSURED CPN PMT SEMI-ANNUAL ON AUG 21, FEB 21 Next Interest Payable: 02/21/21 Estimated Yield 2.38% Accrued Interest \$2697.01 Average Unit Cost \$1.00 Client Investment \$245,000.00 Adjusted Cost Basis	66612ACG1 CASH	245,000	\$1.02548	\$251,242.60	\$6,002.50	\$245,000.00	
						\$245,000.00 D	\$6,242.60

Fifth Third Securities, Inc.

Account carried with National Financial Services LLC, Member
NYSE, SIPC

MN_CEBKMCGRBBJVNHP_BBBBB 20210129

Statement for the Period January 1, 2021 to January 31, 2021

MEDINA CITY SCHOOLS - Corporation

Account Number: [REDACTED]



**Fifth Third
Securities**

HOLDINGS > FIXED INCOME *continued*

Description	Symbol/Cusip Account Type	Quantity	Estimated Price on 01/31/21	Estimated Current Market Value	Estimated Annual Income	Original/Adjusted Cost Basis	Unrealized Gain (Loss)
WELLS FARGO NATL BK WEST LAS V CD 1.85000% 12/30/2022 FDIC INSURED CPN PMT MONTHLY Next Interest Payable: 02/28/21 Estimated Yield 1.79% Accrued Interest \$24.84 Average Unit Cost \$1.00 Client Investment \$245,000.00 Adjusted Cost Basis	949495AF2 CASH	245,000	\$1.03343	\$253,190.35	\$4,532.50	\$245,000.00	
						\$245,000.00 D	\$8,190.35
EVERGREEN BK GROUP ILL CD 1.05000% 04/17/2023 FDIC INSURED CPN PMT MONTHLY Next Interest Payable: 02/15/21 Estimated Yield 1.02% Accrued Interest \$112.48 Average Unit Cost \$1.00 Client Investment \$230,000.00 Adjusted Cost Basis	300185JK2 CASH	230,000	\$1.0204	\$234,692.00	\$2,415.00	\$230,000.00	
						\$230,000.00 D	\$4,692.00
FIRST SOURCE BK SOUTH BEND IND CD 1.35000% 08/03/2023 FDIC INSURED CPN PMT MONTHLY Next Interest Payable: 02/03/21 Estimated Yield 1.31% Accrued Interest \$232.75 Average Unit Cost \$1.00 Client Investment \$217,000.00 Adjusted Cost Basis	33646CMB7 CASH	217,000	\$1.02999	\$223,507.83	\$2,929.50	\$217,000.00	
						\$217,000.00 D	\$6,507.83
NEW YORK COMMUNITY BANK CD 0.30000% 12/11/2023 FDIC INSURED CPN PMT SEMI-ANNUAL ON JUN 11, DEC 11 1ST CPN DTE 06/11/2021 Next Interest Payable: 06/11/21 Estimated Yield 0.29% Accrued Interest \$106.42 Average Unit Cost \$1.00 Client Investment \$249,000.00 Adjusted Cost Basis	649447UHO CASH	249,000	\$1.00328	\$249,816.72	\$747.00	\$249,000.00	
						\$249,000.00 D	\$816.72

Fifth Third Securities, Inc.

Account carried with National Financial Services LLC, Member
NYSE, SIPC

MN_CEBKMCGRBBJVHP_BBBBB 20210129

Statement for the Period January 1, 2021 to January 31, 2021

MEDINA CITY SCHOOLS - Corporation
Account Number: [REDACTED]



HOLDINGS > FIXED INCOME *continued*

Description	Symbol/Cusip Account Type	Quantity	Estimated Price on 01/31/21	Estimated Current Market Value	Estimated Annual Income	Original/Adjusted Cost Basis	Unrealized Gain (Loss)
MORGAN STANLEY BK N A CD 0.25000% 01/08/2024 FDIC INSURED CPN PMT QUARTERLY ON OCT 08, JAN 08, APR 08, JUL 08 Next Interest Payable: 04/08/21 STEP COUPON RESET FREQUENCY TERM MODE NEXT RESET 07/08/2022 @ 0.35000 Estimated Yield 0.24% Accrued Interest \$39.23 Average Unit Cost \$1.00 Client Investment \$249,000.00 Adjusted Cost Basis	61765QQ28 CASH	249,000	\$1.00394	\$249,981.06	\$622.50	\$249,000.00	
						\$249,000.00 D	\$981.06
CFBANK FAIRLAWN OH CD 2.80000% 03/15/2024 FDIC INSURED CPN PMT MONTHLY Next Interest Payable: 02/15/21 Estimated Yield 2.59% Accrued Interest \$306.47 Average Unit Cost \$1.00 Client Investment \$235,000.00 Adjusted Cost Basis	15721UCY3 CASH	235,000	\$1.08082	\$253,992.70	\$6,580.00	\$235,000.00	
						\$235,000.00 D	\$18,992.70
FIRST & FMRS BK PORTLAND ND CD 2.40000% 05/30/2024 FDIC INSURED CPN PMT MONTHLY Next Interest Payable: 02/28/21 Estimated Yield 2.23% Accrued Interest \$32.22 Average Unit Cost \$1.00 Client Investment \$245,000.00 Adjusted Cost Basis	31860PAL2 CASH	245,000	\$1.07216	\$262,679.20	\$5,880.00	\$245,000.00	
						\$245,000.00 D	\$17,679.20
STATE BK REESEVILLE WIS CD 2.25000% 06/28/2024 FDIC INSURED CPN PMT MONTHLY Next Interest Payable: 02/28/21 Estimated Yield 2.10% Accrued Interest \$59.18 Average Unit Cost \$1.00	856487AX1 CASH	240,000	\$1.06856	\$256,454.40	\$5,400.00	\$240,000.00	

Fifth Third Securities, Inc.

Account carried with National Financial Services LLC, Member
NYSE, SIPC

MN_CEBKMCGRBBJVNHPP_BBBBB 20210129

Statement for the Period January 1, 2021 to January 31, 2021

MEDINA CITY SCHOOLS - Corporation
Account Number: [REDACTED]



HOLDINGS > FIXED INCOME *continued*

Description	Symbol/Cusip Account Type	Quantity	Estimated Price on 01/31/21	Estimated Current Market Value	Estimated Annual Income	Original/Adjusted Cost Basis	Unrealized Gain (Loss)
STATE BK REESEVILLE WIS CD 2.25000%	856487AX1	continued					
Client Investment \$240,000.00							
Adjusted Cost Basis						\$240,000.00 D	\$16,454.40
RAYMOND JAMES BK NATL ASSN CD 2.00000%	75472RAE1	245,000	\$1.06202	\$260,194.90	\$4,900.00	\$245,000.00	
08/23/2024 FDIC INSURED	CASH						
CPN PMT SEMI-ANNUAL							
ON FEB 23, AUG 23							
Next Interest Payable: 02/23/21							
Estimated Yield 1.88%							
Accrued Interest \$2174.79							
Average Unit Cost \$1.00							
Client Investment \$245,000.00							
Adjusted Cost Basis						\$245,000.00 D	\$15,194.90
Total CDs		4,605,000		\$4,723,811.16	\$95,011.50	\$4,603,858.30	\$119,952.86
Municipal Bonds							
WAYNE CNTY OHIO GO LTD TAX BANS	945880ET5	1,000,000	\$100.43	\$1,004,300.00		\$1,009,440.00	(\$5,140.00)
01.50000% 06/03/2021	CASH						
LIMITED GEN OBLIG							
BANK QUALIFIED							
CPN PMT @ MATURITY							
ON JUN 03							
1ST CPN DTE 06/03/2021							
Accrued Interest \$9916.67							
Average Unit Cost \$100.94							
Client Investment \$1,009,440.00							
WASHINGTON OHIO LOC SCH DIST LUCAS CNTY	939483FL2	740,000	\$103.938	\$769,141.20	\$37,000.00	\$776,186.00	
05.00000% 12/01/2021 FACS CONSTR IMPT GO	CASH						
UNLTD TAX BDS SER. 2020 A							
OH SCH DST CR ENH PG							
UNLIMITED GEN OBLIG							
MOODY'S Aa2							
CPN PMT SEMI-ANNUAL							
ON DEC 01, JUN 01							
Next Interest Payable: 06/01/21							
Accrued Interest \$6166.67							
Average Unit Cost \$102.47							
Client Investment \$776,186.00							

Fifth Third Securities, Inc.

Account carried with National Financial Services LLC, Member
NYSE, SIPC

MN_CEBKMCGRBBJVNHP_BBBBB 20210129

Statement for the Period January 1, 2021 to January 31, 2021

MEDINA CITY SCHOOLS - Corporation
Account Number: [REDACTED]



HOLDINGS > FIXED INCOME *continued*

Description	Symbol/Cusip Account Type	Quantity	Estimated Price on 01/31/21	Estimated Current Market Value	Estimated Annual Income	Original/Adjusted Cost Basis	Unrealized Gain (Loss)
WASHINGTON OHIO LOC SCH DIST LUCAS CNTY	939483FL2	continued					
Adjusted Cost Basis						\$758,273.94 D	\$10,867.26
WASHINGTON OHIO LOC SCH DIST LUCAS CNTY	939483FMO	775,000	\$108.631	\$841,890.25	\$38,750.00	\$835,054.75	
05.00000% 12/01/2022 FACS CONSTR IMPT GO	CASH						
UNLTD TAX BDS SER. 2020 A							
OH SCH DST CR ENH PG							
UNLIMITED GEN OBLIG							
MOODY'S Aa2							
CPN PMT SEMI-ANNUAL							
ON DEC 01, JUN 01							
Next Interest Payable: 06/01/21							
Accrued Interest \$6458.33							
Average Unit Cost \$105.37							
Client Investment \$835,054.75							
Adjusted Cost Basis						\$816,653.90 D	\$25,236.35
COLUMBUS OHIO ST CMNTY COLLEGE 00.56700%	19954VAJ6	250,000	\$100.118	\$250,295.00	\$1,417.50	\$250,000.00	
12/01/2024 TAXABLE FACS CONSTR IMPT GO	CASH						
UNLTD TAX BDS SER. 2020 B							
UNLIMITED GEN OBLIG							
MOODY'S Aa1 /S&P AA							
CPN PMT SEMI-ANNUAL							
ON JUN 01, DEC 01							
1ST CPN DTE 06/01/2021							
Next Interest Payable: 06/01/21							
Accrued Interest \$444.94							
Average Unit Cost \$100.00							
Client Investment \$250,000.00							
Adjusted Cost Basis						\$250,000.00 D	\$295.00
Total Municipal Bonds		2,765,000		\$2,865,626.45	\$77,167.50	\$2,834,367.84	\$31,258.61
U.S. Treasury / Agency Securities							
FEDERAL FARM CR BKS BOND 0.42000%	3133ELV68	750,000	\$99.949	\$749,617.50	\$3,150.00	\$750,000.00	
10/16/2023	CASH						
MOODY'S Aaa /S&P AA+							
CPN PMT SEMI-ANNUAL							
ON OCT 16, APR 16							
Next Interest Payable: 04/16/21							
CONTINUOUSLY CALLABLE FROM 10/16/2020							

Fifth Third Securities, Inc.

Account carried with National Financial Services LLC, Member
NYSE, SIPC

MN_CEBKMCGRBBJVNHPP_BBBBB 20210129

Statement for the Period January 1, 2021 to January 31, 2021

MEDINA CITY SCHOOLS - Corporation
Account Number: [REDACTED]



HOLDINGS > FIXED INCOME *continued*

Description	Symbol/Cusip Account Type	Quantity	Estimated Price on 01/31/21	Estimated Current Market Value	Estimated Annual Income	Original/Adjusted Cost Basis	Unrealized Gain (Loss)
FEDERAL FARM CR BKS BOND 0.42000% CALLABLE ON 02/04/2021 @ 100.0000 Accrued Interest \$918.75 Average Unit Cost \$100.00 Client Investment \$750,000.00 Adjusted Cost Basis	3133ELV68	<i>continued</i>				\$750,000.00 D	(\$382.50)
FEDERAL NATL MTG ASSN NOTE 0.42000% 11/18/2024 MOODY'S Aaa /S&P AA+ CPN PMT SEMI-ANNUAL ON MAY 18, NOV 18 1ST CPN DTE 05/18/2021 Next Interest Payable: 05/18/21 CALLABLE ON 11/18/2022 @ 100.0000 Accrued Interest \$234.21 Average Unit Cost \$99.94 Client Investment \$274,835.00 Adjusted Cost Basis	3135G06E8 CASH	275,000	\$99.966	\$274,906.50	\$1,155.00	\$274,835.00 D	\$71.50
FEDERAL FARM CR BKS BOND 0.61000% 08/25/2025 MOODY'S Aaa /S&P AA+ CPN PMT SEMI-ANNUAL ON FEB 25, AUG 25 1ST CPN DTE 02/25/2021 Next Interest Payable: 02/25/21 CONTINUOUSLY CALLABLE FROM 02/25/2021 CALLABLE ON 02/25/2021 @ 100.0000 Accrued Interest \$2643.33 Average Unit Cost \$100.00 Client Investment \$1,000,000.00 Adjusted Cost Basis	3133EL4W1 CASH	1,000,000	\$99.678	\$996,780.00	\$6,100.00	\$1,000,000.00 D	(\$3,220.00)
Total U.S. Treasury / Agency Securities		2,025,000		\$2,021,304.00	\$10,405.00	\$2,024,835.00	(\$3,531.00)
Total Fixed Income		9,395,000		\$9,610,741.61	\$182,584.00	\$9,463,061.14	\$147,680.47
Total Fixed Income Client Investment	\$9,499,374.05						
Total Securities				\$9,610,741.61	\$182,584.00	\$9,463,061.14	\$147,680.47

Fifth Third Securities, Inc.

MN_CEBKMCGRBBJVNHP_BBBBB 20210129

Account carried with National Financial Services LLC, Member
NYSE, SIPC

Statement for the Period January 1, 2021 to January 31, 2021MEDINA CITY SCHOOLS - Corporation
Account Number: [REDACTED]**HOLDINGS > continued**

TOTAL PORTFOLIO VALUE	\$10,261,658.08	\$182,584.00	\$9,463,061.14	\$147,680.47
------------------------------	------------------------	---------------------	-----------------------	---------------------

TOTAL CLIENT INVESTMENT	\$9,499,374.05
--------------------------------	-----------------------

Activity

NFS-provided cost basis, realized gain (loss) and holding period information may not reflect all adjustments necessary for tax purposes. Please refer to Footnotes and Cost Basis Information at the end of this statement for more information.

CORE FUND ACTIVITY

For more information about the operation of your core account, please refer to your Customer Agreement.

Settlement Date	Account Type	Transaction	Description	Quantity	Amount
01/04/21	CASH	YOU BOUGHT	FEDERATED HERMES GOVT OBLIGATIONS IS @ 1	6.85	(\$6.85)
01/08/21	CASH	YOU BOUGHT	FEDERATED HERMES GOVT OBLIGATIONS IS @ 1	156.9	(\$156.90)
01/12/21	CASH	YOU BOUGHT	FEDERATED HERMES GOVT OBLIGATIONS IS @ 1	530.61	(\$530.61)
01/13/21	CASH	YOU BOUGHT	FEDERATED HERMES GOVT OBLIGATIONS IS @ 1	478.59	(\$478.59)
01/15/21	CASH	YOU BOUGHT	FEDERATED HERMES GOVT OBLIGATIONS IS @ 1	763.96	(\$763.96)
01/19/21	CASH	YOU BOUGHT	FEDERATED HERMES GOVT OBLIGATIONS IS @ 1	1,040.41	(\$1,040.41)
01/21/21	CASH	YOU BOUGHT	FEDERATED HERMES GOVT OBLIGATIONS IS @ 1	520.21	(\$520.21)
01/25/21	CASH	YOU BOUGHT	FEDERATED HERMES GOVT OBLIGATIONS IS @ 1	593.03	(\$593.03)

Fifth Third Securities, Inc.

MN_CEBKMCGRBBJVNHPPBBBB 20210129

Account carried with National Financial Services LLC, Member
NYSE, SIPC

Statement for the Period January 1, 2021 to January 31, 2021

MEDINA CITY SCHOOLS - Corporation

Account Number: [REDACTED]



CORE FUND ACTIVITY *continued*

Settlement Date	Account Type	Transaction	Description	Quantity	Amount
01/28/21	CASH	YOU BOUGHT	FEDERATED HERMES GOVT OBLIGATIONS IS @ 1	458.63	(\$458.63)
01/29/21	CASH	YOU SOLD	FEDERATED HERMES GOVT OBLIGATIONS IS @ 1	(4,549.19)	\$4,549.19
TOTAL CORE FUND ACTIVITY					\$0.00

ACTIVITY > ADDITIONS AND WITHDRAWALS > OTHER ADDITIONS AND WITHDRAWALS

Date	Account Type	Transaction	Description	Quantity	Amount
Other Additions and Withdrawals					
01/29/21	CASH	WIRE TRANS TO BANK	WD62634800 THE HUNTINGTON NATIONAL BANK [REDACTED]		(\$4,549.19)
Total Other Additions and Withdrawals					(\$4,549.19)
TOTAL ADDITIONS AND WITHDRAWALS					(\$4,549.19)

ACTIVITY > INCOME > TAXABLE INCOME

Settlement Date	Account Type	Transaction	Description	Quantity	Amount
Taxable Dividends					
12/31/20	CASH	DIVIDEND RECEIVED	FEDERATED HERMES GOVT OBLIGATIONS IS DIVIDEND RECEIVED		\$6.85
Total Taxable Dividends					\$6.85
Taxable Interest					
01/08/21	CASH	INTEREST	MORGAN STANLEY BK N A CD 0.25000% 01/08/2024		\$156.90

Fifth Third Securities, Inc.

MN_CEBKMCGRBBJVNHP_BBBBB 20210129

Account carried with National Financial Services LLC. Member
NYSE, SIPC

Statement for the Period January 1, 2021 to January 31, 2021

MEDINA CITY SCHOOLS - Corporation
Account Number: [REDACTED]



ACTIVITY > INCOME > TAXABLE INCOME *continued*

Settlement Date	Account Type	Transaction	Description	Quantity	Amount
01/12/21	CASH	INTEREST	FIRSTTRUST SVGS BK PA CD 2.55000% 09/13/2021		\$530.61
01/13/21	CASH	INTEREST	PRIME ALLIANCE BANK W CD 2.30000% 03/15/2021		\$478.59
01/15/21	CASH	INTEREST	CFBANK FAIRLAWN OH CD 2.80000% 03/15/2024		\$558.85
01/15/21	CASH	INTEREST	EVERGREEN BK GROUP ILL CD 1.05000% 04/17/2023		\$205.11
01/16/21	CASH	INTEREST	MEDALLION BK UTAH CD 2.45000% 02/16/2022		\$509.80
01/19/21	CASH	INTEREST	NORTHPOINTE BK GRAND RAPIDS MI CD 2.55000% 07/19/2021		\$530.61
01/21/21	CASH	INTEREST	KS STATEBANK MANHATTAN KS CD 2.50000% 06/21/2021		\$520.21
01/24/21	CASH	INTEREST	CELTIC BK SALT LAKE CITY UTAH CD 2.85000% 08/24/2021		\$593.03
01/28/21	CASH	INTEREST	STATE BK REESEVILLE WIS CD 2.25000% 06/28/2024		\$458.63
Total Taxable Interest					\$4,542.34
Total Taxable Income					\$4,549.19
TOTAL INCOME					\$4,549.19

Fifth Third Securities, Inc.

MN_CEBKMCGRBBJVNHP_BBBBB 20210129

Account carried with National Financial Services LLC. Member
NYSE, SIPC



MBS MULTI-BANK SECURITIES, INC.*

1000 Town Center, Suite 2300
Southfield, MI 48075
(800) 967-9045

Member of FINRA & SIPC; MSRB Registered.

Brokerage Account Statement

January 1, 2021 - January 31, 2021

Account Number: [REDACTED]

MEDINA CITY SCHOOLS
739 WEYMOUTH RD
MEDINA OH 44256-2037

Portfolio at a Glance

	This Period
BEGINNING ACCOUNT VALUE	\$13,477,114.13
Withdrawals (Cash & Securities)	-12,605.90
Dividends, Interest and Other Income	11,228.96
Net Change in Portfolio¹	-4,869.58
ENDING ACCOUNT VALUE	\$13,470,867.61
Estimated Annual Income	\$180,880.75

¹ Net Change in Portfolio is the difference between the ending account value and beginning account value after activity.

Asset Summary

Percent	Asset Type	Last Period	This Period
1%	Cash, Money Funds, and Bank Deposits	4,958.86	3,581.92
99%	Fixed Income	13,472,155.27	13,467,285.69
100%	Account Total	\$13,477,114.13	\$13,470,867.61

Please review your allocation periodically with your Account Executive.

Client Service Information

Your Account Executive: ATT
ANDREW CARDINALI

Contact Information

E-Mail Address:
customerservice@mbssecurities.com

Client Service Information

Service Hours: Weekdays 09:00 a.m. - 05:00 p.m. (EST)
Client Service Telephone Number: (800) 967-9045
Web Site: WWW.MBSSECURITIES.COM



Your Account Information

INVESTMENT OBJECTIVE

Investment Objective: NONE SPECIFIED

Please discuss your investment objective with your Account Executive.

TAX LOT DEFAULT DISPOSITION METHOD

Default Method for Mutual Funds: First In First Out

Default Method for Stocks in a Dividend Reinvestment Plan: First In First Out

Default Method for all Other Securities: First In First Out

BOND AMORTIZATION ELECTIONS

Amortize premium on taxable bonds based on Constant Yield Method: Yes

Accrual market discount method for all other bond types: Constant Yield Method

Include market discount in income annually: No

ELECTRONIC DELIVERY

Your electronic delivery selections for account communications are listed below:

Electronic Delivery

Enrollment	Communication
------------	---------------

- | | |
|-------------------------------------|----------------------------------|
| <input checked="" type="checkbox"/> | Statements and Reports |
| <input checked="" type="checkbox"/> | Trade Confirmations |
| <input checked="" type="checkbox"/> | Tax Documents |
| <input checked="" type="checkbox"/> | Notifications |
| <input checked="" type="checkbox"/> | Prospectus |
| <input checked="" type="checkbox"/> | Proxy/Shareholder Communications |

You have not enrolled any of the above documents for electronic delivery. Please log in to your account or contact your Account Executive to make any changes to your electronic delivery preferences.

Income and Expense Summary

	Current Period		Year-to-Date	
	Taxable	Non Taxable	Taxable	Non Taxable
Interest Income				
Other Interest	11,228.96	0.00	11,228.96	0.00
Total Income	\$11,228.96	\$0.00	\$11,228.96	\$0.00

Portfolio Holdings

Description	Quantity	Opening Balance	Closing Balance	Accrued Income	30-Day Yield
CASH, MONEY FUNDS AND BANK DEPOSITS 1.00% of Portfolio					
Cash Balance		4,958.86	3,581.92		
TOTAL CASH, MONEY FUNDS AND BANK DEPOSITS		\$4,958.86	\$3,581.92	\$0.00	



January 1, 2021 - January 31, 2021
MEDINA CITY SCHOOLS

Portfolio Holdings (continued)

Description	Quantity	Market Price	Market Value	Accrued Interest	Estimated Annual Income	Estimated Yield
FIXED INCOME 99.00% of Portfolio (In Maturity Date Sequence)						
Certificates of Deposit						
*DISCOVER BK GREENWOOD DEL CTF DEP 2.500% 02/01/21 B/E DTD 01/31/18 ACT/365 Security Identifier: 254673LX2	246,000.000	100.0200	246,049.20	0.00	6,150.00	2.49%
*FIRST NATL BK MCGREGOR TEX CTF DEP 2.650% 02/01/21 B/E DTD 01/31/19 ACT/365 1ST CPN DTE 02/28/19 Security Identifier: 32112UCU3	245,000.000	100.0220	245,053.90	0.00	6,492.50	2.64%
CAPITAL BK N A ROCKVILLE MD CTF DEP 2.600% 03/12/21 DTD 03/13/19 ACT/365 1ST CPN DTE 04/13/19 Security Identifier: 139805AQ8	248,000.000	100.2970	248,736.56	317.98	6,448.00	2.59%
CITIBANK NATL ASSN SIOUX FALLS S D CTF DEP 2.700% 03/29/21 DTD 03/29/18 ACT/365 Security Identifier: 17312QH77	246,000.000	100.4330	247,065.18	2,256.46	6,642.00	2.68%
SYNCHRONY BK RETAIL CTF DEP FIDELITY INSTL CTF DEP 2.700% 04/13/21 DTD 04/13/18 ACT/365 Security Identifier: 87165FUN2	246,000.000	100.5450	247,340.70	2,001.70	6,642.00	2.68%
TOWNEBANK PORTSMOUTH VA CTF DEP 2.800% 04/30/21 DTD 04/30/18 ACT/365 1ST CPN DTE 10/30/18 Security Identifier: 89214PBL2	246,000.000	100.6980	247,717.08	1,755.02	6,888.00	2.78%
FEDERAL SVGS BK CHICAGO IL CTF DEP 2.500% 05/28/21 DTD 05/30/19 ACT/365 1ST CPN DTE 06/30/19 Security Identifier: 313812DA4	248,000.000	100.8210	250,036.08	0.00	6,200.00	2.47%
CTBC BK CORP USA LOS ANGELES CALIF CTF DEP 3.000% 06/15/21 DTD 06/15/18 ACT/365 Security Identifier: 12651HAB5	246,000.000	101.1280	248,774.88	950.30	7,380.00	2.96%
HERITAGE BK HOPKINSVILLE KY CTF DEP 3.000% 06/21/21 DTD 06/19/18 ACT/365 Security Identifier: 42724JEG6	248,000.000	101.1780	250,921.44	244.60	7,440.00	2.96%
CHIPPEWA VY BK WINTER WIS CTF DEP 3.000% 07/06/21 DTD 07/06/18 ACT/365 1ST CPN DTE 08/06/18 Security Identifier: 169894AP7	248,000.000	101.3020	251,228.96	509.59	7,440.00	2.96%
BMW BK NORTH AMER SALT LAKE CITY UTAH CTF DEP 3.000% 07/13/21 DTD 07/13/18 ACT/365 Security Identifier: 05580ANK6	246,000.000	101.3600	249,345.60	363.95	7,380.00	2.95%

Portfolio Holdings (continued)

Description	Quantity	Market Price	Market Value	Accrued Interest	Estimated Annual Income	Estimated Yield
FIXED INCOME (continued)						
Certificates of Deposit (continued)						
MORGAN STANLEY PRIVATE BK NATL ASSN PUR N Y CTF DEP 2.100% 08/09/21 DTD 08/08/19 ACT/365 Security Identifier: 61760AS83	248,000.000	101.0970	250,720.56	2,511.25	5,208.00	2.07%
MAIN STR BK CORP WHEELING WV CTF DEP 2.950% 02/01/22 DTD 02/01/19 ACT/365 1ST CPN DTE 05/01/19 Security Identifier: 56034WASO	248,000.000	102.9160	255,231.68	1,823.99	7,316.00	2.86%
UBS BK USA SALT LAKE CITY UT CTF DEP 1.000% 03/11/22 B/E DTD 03/11/20 ACT/365 1ST CPN DTE 04/11/20 Security Identifier: 90348JSW1	248,000.000	101.0480	250,599.04	135.89	2,480.00	0.98%
PINNACLE BK NASHVILLE TENN CTF DEP ACT/365 1.000% 05/06/22 B/E DTD 05/06/20 ACT/365 Security Identifier: 72345SKR1	248,000.000	101.1780	250,921.44	584.33	2,480.00	0.98%
DELTA NATL BK & TR CO NEW YORK NY CTF DEP 1.100% 08/03/22 B/E DTD 03/30/20 ACT/365 Security Identifier: 24773RBM6	91,000.000	101.5390	92,400.49	337.32	1,001.00	1.08%
CAPITAL ONE NATL ASSN MCLEAN VA CTF DEP 2.050% 08/15/22 DTD 08/14/19 ACT/365 Security Identifier: 14042RMX6	248,000.000	103.0360	255,529.28	2,367.89	5,084.00	1.98%
LAKELAND BK NFLD N J CTF DEP 1.100% 09/30/22 B/E DTD 03/30/20 ACT/365 1ST CPN DTE 09/30/20 Security Identifier: 51164OAX2	248,000.000	101.6790	252,163.92	919.30	2,728.00	1.08%
SYNOVUS BK COLUMBUS GA CTF DEP 1.400% 10/17/22 B/E DTD 04/17/20 ACT/365 1ST CPN DTE 10/17/20 Security Identifier: 87164DRV4	248,000.000	102.2370	253,547.76	1,008.31	3,472.00	1.36%
SALLIE MAE BK SALT LAKE CITY UT CTF DEP 2.650% 01/31/23 DTD 01/31/18 ACT/365 1ST CPN DTE 07/31/18 Security Identifier: 795450J71	246,000.000	105.0840	258,506.64	0.00	6,519.00	2.52%
EAGLEBANK BETHESDA MD CTF DEP 1.650% 03/06/23 DTD 03/06/20 ACT/365 1ST CPN DTE 04/06/20 Security Identifier: 27002YEV4	248,000.000	103.2180	255,980.64	280.27	4,092.00	1.59%
LIVE OAK BKG CO WILMINGTON N C CTF DEP 1.550% 03/06/23 DTD 03/06/20 ACT/365 Security Identifier: 538036JZ8	100,000.000	103.0080	103,008.00	127.40	1,550.00	1.50%
AMERICAN EXPRESS NATL BK BROKERED INTL CTF DEP PROGRAM INSTL CTF DEP 1.450% 03/31/23 B/E DTD 03/31/20 Security Identifier: 02589AB50	248,000.000	102.8690	255,115.12	1,211.80	3,596.00	1.40%
BANK LEUMI USA NEW YORK N Y CTF DEP 1.450% 03/31/23 B/E DTD 03/31/20 ACT/365 1ST CPN DTE 09/30/20 Security Identifier: 063248KR8	248,000.000	102.8690	255,115.12	1,211.80	3,596.00	1.40%

January 1, 2021 - January 31, 2021
MEDINA CITY SCHOOLS

Portfolio Holdings (continued)

Description	Quantity	Market Price	Market Value	Accrued Interest	Estimated Annual Income	Estimated Yield
FIXED INCOME (continued)						
Certificates of Deposit (continued)						
NORTHSTAR BK BAD AXE MICH CTF DEP 1.150% 03/31/23 B/E DTD 03/31/20 ACT/365 1ST CPN DTE 04/30/20 Security Identifier: 66704MEQ0	248,000.000	102.2230	253,513.04	0.00	2,852.00	1.12%
FIRST NATL BK OF MICH KALAMAZOO CTF DEP 1.250% 04/10/23 B/E DTD 04/09/20 ACT/365 Security Identifier: 32114VBZ9	247,000.000	100.2270	247,560.69	186.10	3,087.50	1.24%
M Y SAFRA BK FSB NEW YORK N Y CTF DEP 0.250% 05/26/23 B/E DTD 11/27/20 ACT/365 CALLABLE 05/27/21 Security Identifier: 55406JBL5	248,000.000	100.0680	248,168.64	110.41	620.00	0.24%
BMO HARRIS BK NATL ASSN CHICAGO ILL CTF DEP 0.600% 06/26/23 B/E DTD 06/26/20 ACT/365 Security Identifier: 05600XAA8	246,000.000	100.0830	246,204.18	145.58	1,476.00	0.59%
INVESTORS CMNTY BK MANITOWOC WIS CTF DEP 0.400% 06/26/23 B/E DTD 06/24/20 ACT/365 Security Identifier: 46147UUC2	246,000.000	100.0230	246,056.58	18.87	984.00	0.39%
LIVE OAK BKG CO WILMINGTON N C CTF DEP 1.600% 09/06/23 DTD 03/06/20 ACT/365 Security Identifier: 538036KB9	147,000.000	103.7360	152,491.92	193.32	2,352.00	1.54%
BANK HAPOALIM B M NEW YORK BRH CTF DEP 0.300% 09/14/23 B/E DTD 09/14/20 ACT/365 1ST CPN DTE 03/14/21 Security Identifier: 06251A2E9	246,000.000	100.3540	246,870.84	281.05	738.00	0.29%
NICOLET NATL BK GREENBAY WIS CTF DEP ACT/365 1.100% 09/27/23 B/E DTD 03/27/20 ACT/365 Security Identifier: 654062JG4	248,000.000	100.1690	248,419.12	29.90	2,728.00	1.09%
BANKWEST INC PIERRE S D CTF DEP 1.250% 10/24/23 B/E DTD 04/24/20 ACT/365 1ST CPN DTE 05/15/20 Security Identifier: 06652CHH7	248,000.000	102.9390	255,288.72	135.89	3,100.00	1.21%
NEW YORK CMNTY BK WESTBURY NEW YORK CTF DEP 0.300% 11/09/23 B/E DTD 11/09/20 ACT/365 Security Identifier: 649447UE7	248,000.000	100.3380	248,838.24	169.18	744.00	0.29%
DELTA NATL BK & TR CO NEW YORK NY CTF DEP 1.200% 03/04/24 B/E DTD 03/31/20 ACT/365 Security Identifier: 24773RBN4	141,000.000	103.0710	145,330.11	570.18	1,692.00	1.16%

Portfolio Holdings (continued)

Description	Quantity	Market Price	Market Value	Accrued Interest	Estimated Annual Income	Estimated Yield
FIXED INCOME (continued)						
Certificates of Deposit (continued)						
PREFERRED BK LOS ANGELES CALIF CTF DEP 1.100% 03/27/24 DTD 03/27/20 ACT/365 Security Identifier: 740367KG1	227,000.000	102.7970	233,349.19	27.36	2,497.00	1.07%
PACIFIC WESTN BK BEVERLY HILLS CALIF CTF DEP 1.300% 04/16/24 B/E DTD 04/16/20 ACT/365 Security Identifier: 69506YRH4	248,000.000	103.4620	256,585.76	945.12	3,224.00	1.25%
CENTERSTATE BK FLA NA WINTERHAVEN FL CTF DEP 1.050% 04/30/24 B/E DTD 04/30/20 ACT/365 Security Identifier: 15201QDH7	248,000.000	102.6820	254,651.36	663.48	2,604.00	1.02%
TEXAS EXCHANGE BK SSB CROWLEY CTF DEP 0.850% 05/20/24 B/E DTD 05/20/20 ACT/365 CALLABLE 02/20/21 Security Identifier: 88241THFO	248,000.000	100.0460	248,114.08	63.53	2,108.00	0.84%
LINCOLN SVGS BK REINBECK IOWA CTF DEP CT/365 0.600% 06/24/24 B/E DTD 06/24/20 ACT/365 Security Identifier: 534732AV4	248,000.000	100.0380	248,094.24	28.54	1,488.00	0.59%
FIRST KEYSTONE CMNTY BK BERWICK PA CTF DEP 0.600% 06/28/24 B/E DTD 06/30/20 ACT/365 Security Identifier: 32065RAK1	248,000.000	100.0480	248,119.04	4.08	1,488.00	0.59%
FLAGSTAR BK FSB TROY MICH CTF DEP 0.500% 07/17/24 B/E DTD 07/17/20 ACT/365 1ST CPN DTE 01/17/21 Security Identifier: 33847E3V7	248,000.000	100.8860	250,197.28	47.56	1,240.00	0.49%
FIRST NATL BK SYRACUSE JOHNSON KANS CTF DEP 1.950% 09/18/24 DTD 09/18/19 ACT/365 Security Identifier: 334342CF7	248,000.000	100.0990	248,245.52	172.24	4,836.00	1.94%
MAGNOLIA BK INC KY CTF DEP 0.400% 10/30/24 B/E DTD 10/30/20 ACT/365 CALLABLE 04/30/21 Security Identifier: 559582AK7	247,000.000	100.0910	247,224.77	2.71	988.00	0.39%
COMMERCIAL BK WEST LIBERTY KY CTF DEP 1.100% 03/17/25 DTD 03/17/20 ACT/365 CALLABLE 02/17/21 Security Identifier: 201525AC6	248,000.000	100.0520	248,128.96	104.64	2,728.00	1.09%
FIRST OKLA BK JENKS CTF DEP 0.950% 05/15/25 B/E DTD 05/15/20 ACT/365 CALLABLE 02/15/21 Security Identifier: 335857BX5	245,000.000	100.0390	245,095.55	102.03	2,327.50	0.94%
STATE BK INDIA CHICAGO ILL CTF DEP 0.950% 07/10/25 B/E DTD 07/10/20 ACT/365 1ST CPN DTE 01/10/21 Security Identifier: 856283P26	246,000.000	102.6240	252,455.04	134.46	2,337.00	0.92%
BANK BARODA NEW YORK BRH CTF DEP 0.650% 07/22/25 B/E DTD 07/22/20 ACT/365 1ST CPN DTE 01/22/21 Security Identifier: 06063HMT7	246,000.000	101.2910	249,175.86	39.43	1,599.00	0.64%



January 1, 2021 - January 31, 2021
MEDINA CITY SCHOOLS

Portfolio Holdings (continued)

Description	Quantity	Market Price	Market Value	Accrued Interest	Estimated Annual Income	Estimated Yield
FIXED INCOME (continued)						
Certificates of Deposit (continued)						
JPMORGAN CHASE BK NA COLUMBUS OHIO CTF DEP 0.300% 10/16/25 B/E DTD 10/16/20 ACT/365 Security Identifier: 48128UNJ4	248,000.000	100.0530	248,131.44	218.10	744.00	0.29%
Total Certificates of Deposit	11,586,000.000		\$11,737,419.44	\$25,312.91	\$174,806.50	
U.S. Government Bonds						
FEDERAL AGRIC MTG CORP MEDIUM TERM NTS FED 0.260% 09/29/23 B/E DTD 09/29/20 CALLABLE 03/29/21 Security Identifier: 31422BW97	740,000.000	99.8800	739,112.00	652.02	1,924.00	0.26%
FEDERAL HOME LN MTG CORP MEDIUM TERM NTS FED 0.300% 12/29/23 B/E DTD 09/29/20 CALLABLE 12/29/21 Moody Rating Aaa Security Identifier: 3134GWTY2	248,000.000	100.0060	248,014.88	66.13	744.00	0.29%
FEDERAL HOME LN MTG CORP MEDIUM TERM NTS FED 0.375% 03/25/24 B/E DTD 09/25/20 CALLABLE 03/25/21 Moody Rating Aaa Security Identifier: 3134GWU79	495,000.000	100.0230	495,113.85	649.69	1,856.25	0.37%
FEDERAL HOME LN MTG CORP MEDIUM TERM NTS FED 0.625% 09/15/25 B/E DTD 09/15/20 CALLABLE 09/15/21 Moody Rating Aaa Security Identifier: 3134GWB70	248,000.000	99.8490	247,625.52	585.56	1,550.00	0.62%
Total U.S. Government Bonds	1,731,000.000		\$1,729,866.25	\$1,953.40	\$6,074.25	
TOTAL FIXED INCOME	13,317,000.000		\$13,467,285.69	\$27,266.31	\$180,880.75	
Total Portfolio Holdings				Market Value	Accrued Interest	Estimated Annual Income
				\$13,470,867.61	\$27,266.31	\$180,880.75

¹ This bond is maturing.

Portfolio Holdings Disclosures
Pricing

This section includes the net market value of the securities in your account on a settlement date basis, including short positions, at the close of the statement period. The market prices, unless otherwise noted, have been obtained from independent vendor services, which we believe to be reliable. Market prices do not constitute a bid or an offer, and may differ from the actual sale price. Securities for which a price is not available are marked "N/A" and are omitted from the Total.

Portfolio Holdings Disclosures (continued)

Pricing (continued)

THE AS OF PRICE DATE ONLY APPEARS WHEN THE PRICE DATE DOES NOT EQUAL THE STATEMENT DATE.

Estimated Annual Figures

The estimated annual income (EAI) and estimated annual yield (EAY) figures are estimates and for informational purposes only. These figures are not considered to be a forecast or guarantee of future results. These figures are computed using information from providers believed to be reliable; however, no assurance can be made as to the accuracy. Since interest and dividend rates are subject to change at any time, and may be affected by current and future economic, political, and business conditions, they should not be relied on for making investment, trading, or tax decisions. These figures assume that the position quantities, interest and dividend rates, and prices remain constant. A capital gain or return of principal may be included in the figures for certain securities, thereby overstating them. Refer to www.pershing.com/disclosures for specific details as to formulas used to calculate the figures. Accrued interest represents interest earned but not yet received.

Reinvestment

The dollar amount of Mutual Fund distributions, Money Market Fund dividend income, Bank Deposit interest income, or dividends for other securities shown on your statement may have been reinvested. You will not receive confirmation of these reinvestments. Upon written request to your financial institution, information pertaining to these transactions, including the time of execution and the name of the person from whom your security was purchased, may be obtained. In dividend reinvestment transactions, Pershing acts as your agent and receives payment for order flow.

Option Disclosure

Information with respect to commissions and other charges incurred in connection with the execution of option transactions has been included in confirmations previously furnished to you. A summary of this information is available to you promptly upon your written request directed to your introducing firm. In order to assist your introducing firm in maintaining current background and financial information concerning your option accounts, please promptly advise them in writing of any material change in your investment objectives or financial situation. Expiring options which are valuable are exercised automatically pursuant to the exercise by exception procedure of the Options Clearing Corporation. Additional information regarding this procedure is available upon written request to your introducing firm.

Certificates of Deposit

Certificates of Deposit acquired through the Certificate of Deposit Account Registry Service ("CDARS") and held in your brokerage account are subject to Securities Investor Protection Corporation (SIPC) coverage. Please see additional information about SIPC under Important Information and Disclosures on this statement.

Please be advised that the secondary market for CDs is generally illiquid; the actual value of CDs may be different from their purchase price; and a significant loss of principal could result if your CDs are sold prior to maturity. In the event that the CDs listed above do not indicate a market valuation, an accurate market value could not be determined. In the event that a price is listed above for your CDs, Pershing has obtained a price from sources deemed to be reliable or has priced your CDs using a matrix formula. Prices are estimates and the actual value you may obtain for your CD may be different if you elect to sell your CD in the secondary market.

Foreign Currency Transactions

Pershing will execute foreign currency transactions as principal for your account. Pershing may automatically convert foreign currency to or from U.S. dollars for dividends and similar corporate action transactions unless you instruct your financial organization otherwise. Pershing's currency conversion rate will not exceed the highest interbank conversion rate identified from customary banking sources on the conversion date or the prior business day, increased by up to 1%, unless a particular rate is required by applicable law. Your financial organization may also increase the currency conversion rate. This conversion rate may differ from rates in effect on the date you executed a transaction, incurred a charge, or received a credit. Transactions converted by agents (such as depositories) will be billed at the rates such agents use.

Proxy Vote

Securities not fully paid for in your margin account may be lent by Pershing to itself or others in accordance with the terms outlined in the Margin Agreement. The right to vote your shares held on margin may be reduced by the amount of shares on loan. The Proxy Voting Instruction Form sent to you may reflect a smaller number of shares entitled to vote than the number of shares in your margin account.



January 1, 2021 - January 31, 2021
MEDINA CITY SCHOOLS

Activity Summary (All amounts shown are in base currency)

	Credits This Period	Debits This Period	Net This Period	Credits Year-to-Date	Debits Year-to-Date	Net Year-to-Date
Dividends and Interest	\$11,228.96	\$0.00	\$11,228.96	\$11,228.96	\$0.00	\$11,228.96
Cash						
Withdrawals	0.00	-12,605.90	-12,605.90	0.00	-12,605.90	-12,605.90
Total Cash	\$0.00	-\$12,605.90	-\$12,605.90	\$0.00	-\$12,605.90	-\$12,605.90
Totals	\$11,228.96	-\$12,605.90	-\$1,376.94	\$11,228.96	-\$12,605.90	-\$1,376.94

Transactions by Type of Activity

Process/ Settlement Date	Activity Type	Description	Quantity	Price	Accrued Interest	Amount	Currency
Dividends and Interest							
01/04/21	BOND INTEREST RECEIVED 538036JZ8	100000 LIVE OAK BKG CO WILMINGTON N C CTF DEP 1.550% 03/06/23 DTD 03/06/20 RD 12/17 PD 01/01/21				131.64	USD
01/04/21	BOND INTEREST RECEIVED 538036KB9	147000 LIVE OAK BKG CO WILMINGTON N C CTF DEP 1.600% 09/06/23 DTD 03/06/20 RD 12/17 PD 01/01/21				199.76	USD
01/06/21	BOND INTEREST RECEIVED 169894AP7	248000 CHIPPEWA VY BK WINTER WIS CTF DEP 3.000% 07/06/21 DTD 07/06/18 RD 12/22 PD 01/06/21				631.89	USD
01/06/21	BOND INTEREST RECEIVED 27002YEV4	248000 EAGLEBANK BETHESDA MD CTF DEP 1.650% 03/06/23 DTD 03/06/20 RD 12/22 PD 01/06/21				347.54	USD
01/11/21	BOND INTEREST RECEIVED 32114VBZ9	247000 FIRST NATL BK OF MICH KALAMAZOO CTF DEP 1.250% 04/10/23 B/E DTD 04/09/20 RD 12/25 PD 01/09/21				262.23	USD
01/11/21	BOND INTEREST RECEIVED 856283P26	246000 STATE BK INDIA CHICAGO ILL CTF DEP 0.950% 07/10/25 B/E DTD 07/10/20 RD 01/09 PD 01/10/21				1,178.10	USD
01/11/21	BOND INTEREST RECEIVED 90348JSW1	248000 UBS BK USA SALT LAKE CITY UT CTF DEP 1.000% 03/11/22 B/E DTD 03/11/20 RD 12/27 PD 01/11/21				210.63	USD
01/13/21	BOND INTEREST RECEIVED 05580ANK6	246000 BMW BK NORTH AMER SALT LAKE CITY UTAH CTF DEP 3.000% 07/13/21 DTD 07/13/18 RD 12/29 PD 01/13/21				3,720.33	USD
01/13/21	BOND INTEREST RECEIVED 139805AQ8	248000 CAPITAL BK N A ROCKVILLE MD CTF DEP 2.600% 03/12/21 DTD 03/13/19 RD 12/29 PD 01/13/21				547.64	USD

Transactions by Type of Activity (continued)

Process/ Settlement Date	Activity Type	Description	Quantity	Price	Accrued Interest	Amount	Currency
Dividends and Interest (continued)							
01/15/21	BOND INTEREST RECEIVED 06652CHH7	248000 BANKWEST INC PIERRE S D CTF DEP 1.250% 10/24/23 B/E DTD 04/24/20 RD 12/31 PD 01/15/21				263.29	USD
01/15/21	BOND INTEREST RECEIVED 335857BX5	245000 FIRST OKLA BK JENKS CTF DEP 0.950% 05/15/25 B/E DTD 05/15/20 CLB RD 12/31 PD 01/15/21				197.68	USD
01/19/21	BOND INTEREST RECEIVED 201525AC6	248000 COMMERCIAL BK WEST LIBERTY KY CTF DEP 1.100% 03/17/25 DTD 03/17/20 CLB RD 01/02 PD 01/17/21				231.69	USD
01/19/21	BOND INTEREST RECEIVED 334342CF7	248000 FIRST NATL BK SYRACUSE JOHNSON KANS CTF DEP 1.950% 09/18/24 DTD 09/18/19 RD 01/03 PD 01/18/21				410.73	USD
01/19/21	BOND INTEREST RECEIVED 33847E3V7	248000 FLAGSTAR BK FSB TROY MICH CTF DEP 0.500% 07/17/24 B/E DTD 07/17/20 RD 01/02 PD 01/17/21				625.10	USD
01/19/21	BOND INTEREST RECEIVED 42724JEG6	248000 HERITAGE BK HOPKINSVILLE KY CTF DEP 3.000% 06/21/21 DTD 06/19/18 RD 01/04 PD 01/19/21				631.89	USD
01/20/21	BOND INTEREST RECEIVED 88241THF0	248000 TEXAS EXCHANGE BK SSB CROWLEY CTF DEP 0.850% 05/20/24 B/E DTD 05/20/20 CLB RD 01/05 PD 01/20/21				179.04	USD
01/22/21	BOND INTEREST RECEIVED 06063HMT7	246000 BANK BARODA NEW YORK BRH CTF DEP 0.650% 07/22/25 B/E DTD 07/22/20 RD 01/21 PD 01/22/21				806.07	USD
01/25/21	BOND INTEREST RECEIVED 46147UUC2	246000 INVESTORS CMNTY BK MANITOWOC WIS CTF DEP 0.400% 06/26/23 B/E DTD 06/24/20 CLB RD 01/09 PD 01/24/21				83.57	USD
01/25/21	BOND INTEREST RECEIVED 534732AV4	248000 LINCOLN SVGS BK REINBECK IOWA CTF DEP CT/365 0.600% 06/24/24 B/E DTD 06/24/20 CLB RD 01/09 PD 01/24/21				126.38	USD
01/27/21	BOND INTEREST RECEIVED 654062JG4	248000 NICOLET NATL BK GREENBAY WIS CTF DEP ACT/365 1.100% 09/27/23 B/E DTD 03/27/20 CLB RD 01/12 PD 01/27/21				231.69	USD
01/27/21	BOND INTEREST RECEIVED 740367KG1	227000 PREFERRED BK LOS ANGELES CALIF CTF DEP 1.100% 03/27/24 DTD 03/27/20 RD 01/12 PD 01/27/21				212.07	USD
Total Dividends and Interest					\$0.00	\$11,228.96	USD

January 1, 2021 - January 31, 2021
MEDINA CITY SCHOOLS

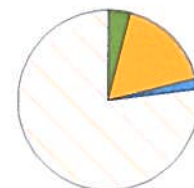
Transactions by Type of Activity (continued)

Process/ Settlement Date	Activity Type	Description	Quantity	Price	Accrued Interest	Amount	Currency
Cash Withdrawals and Deposits							
01/08/21	ELECTRONIC TRANSACTION USD999997	SEND TO BANK FOR ACH ACH HUNTINGTON NATIONAL BANK				-6,226.00	USD
01/19/21	ELECTRONIC TRANSACTION USD999997	SEND TO BANK FOR ACH ACH HUNTINGTON NATIONAL BANK				-6,379.90	USD
Total Cash Withdrawals and Deposits					\$0.00	-\$12,605.90	USD
Total Value of Transactions					\$0.00	-\$1,376.94	USD

The price and quantity displayed may have been rounded.

Fixed Income Analysis
Bond Quality

Bond Quality	Market Value	% of Bond Market Value	Percent of Fixed Income
AAA	990,754.25	7%	
Not Rated	12,476,531.44	93%	
Total	13,467,285.69	100%	

Bond Maturity Schedule


Bond Maturity	Market Value	% of Bond Market Value
Within 1 month	491,103.10	4%
1 to 6 months	2,241,166.48	17%
7 to 12 months	250,720.56	2%
1 to 5 years	10,484,295.55	77%
Total	13,467,285.69	100%

Percentages of bond market values are rounded to the nearest whole percentage.

Bond quality ratings reflect Moody's or Standard and Poor's ratings. Bonds may be rated by other services. Bonds that are in default are not included. Please refer to your Portfolio Holdings section.

Trades Not Settled

Settlement Date	Trade Date	Activity Type	Description	Quantity	Price	Accrued Interest	Settlement Amount
02/12/21	01/28/21	Buy	TIAA FSB JACKSONVILLE FLA CTF DEP 0.500% 02/12/26 B/E DTD 02/12/21 CLB YLD .500 TO	246,000.000	100.0000	0.00	-246,000.00
Total Amount of Trades Not Settled							-\$246,000.00

Messages

Important Reminder for Pershing's 2020 IRS Form 1099 (B, DIV, INT, MISC and OID): As a reminder, by February 15, 2021, you will be mailed either your Form 1099 or a special Pending 1099 Notice. The Pending 1099 Notice will be sent if we have not received and processed final information from issuers and trustees of securities you hold by the as of date of the February 15 1099 mailing. You will also be sent the notice if your information is still being reviewed and finalized. The notice will inform you of the securities that are pending final reporting and provides the anticipated mail date of your 1099. Your 1099 will be mailed no later than March 15, 2021.

Although a money market mutual fund seeks to preserve the value of your investment at \$1 per share, it is possible to lose money by investing in a money market mutual fund. Shares of a money market mutual fund or the balance of a bank deposit product held in your brokerage account may be liquidated upon request with the proceeds credited to your brokerage account. Please see the money market mutual fund's prospectus or the bank deposit product's disclosure document or contact your Investment Professional for additional information. Pursuant to SEC Rule 10b-10(b)(1) confirmations are not sent for purchases into money market mutual funds processed on the sweep platform. Pursuant to applicable regulation, account statements will be produced monthly or quarterly.

eDelivery

Going digital is more important than ever before, and the benefits of electronic delivery--speed, convenience and safety--are clear. We offer eDelivery for account statements, prospectus documents, proxy or shareholder communications, tax documents, trade confirmations and more. Historical account data is available from the day of initial sign-up.

To enroll, log in to your brokerage account, select "Go Paperless" at the top of any page and follow the on-screen prompts for setup. Enrollment can be activated as quickly as the day you register, and you will be notified when documents are available in an online, password-protected portal.

Contact your financial professional if you have any questions about any of our efficient digital tools.

Elimination of Paper Invoices for Annual Retirement Account Maintenance Fees

Going digital is more important than ever before, and the benefits of electronic delivery (eDelivery)- speed, convenience and safety- are clear. If you currently have a retirement account that is subject to an annual maintenance fee, beginning in April, Pershing will discontinue the physical mailing of your annual maintenance fee invoice. These invoices will continue to be posted online and will contain details on your payment options so you may select the method that is most convenient for you. You can access them by logging into your account and selecting Documents, then viewing under Account Notifications. If you are already enrolled for eDelivery, no action is required- you will continue to receive your notification when this document is available.

If you would like to receive email notifications when this document is posted online and you are not yet enrolled for eDelivery, log in to your brokerage account, select "Go Paperless" at the top of any page and follow the on-screen prompts for setup. Enrollment can be activated as quickly as the day you register, and you will be notified when documents are

January 1, 2021 - January 31, 2021
MEDINA CITY SCHOOLS

Messages (continued)

available in an online, password-protected portal.

Contact your investment professional if you have any questions about any of our efficient digital tools.

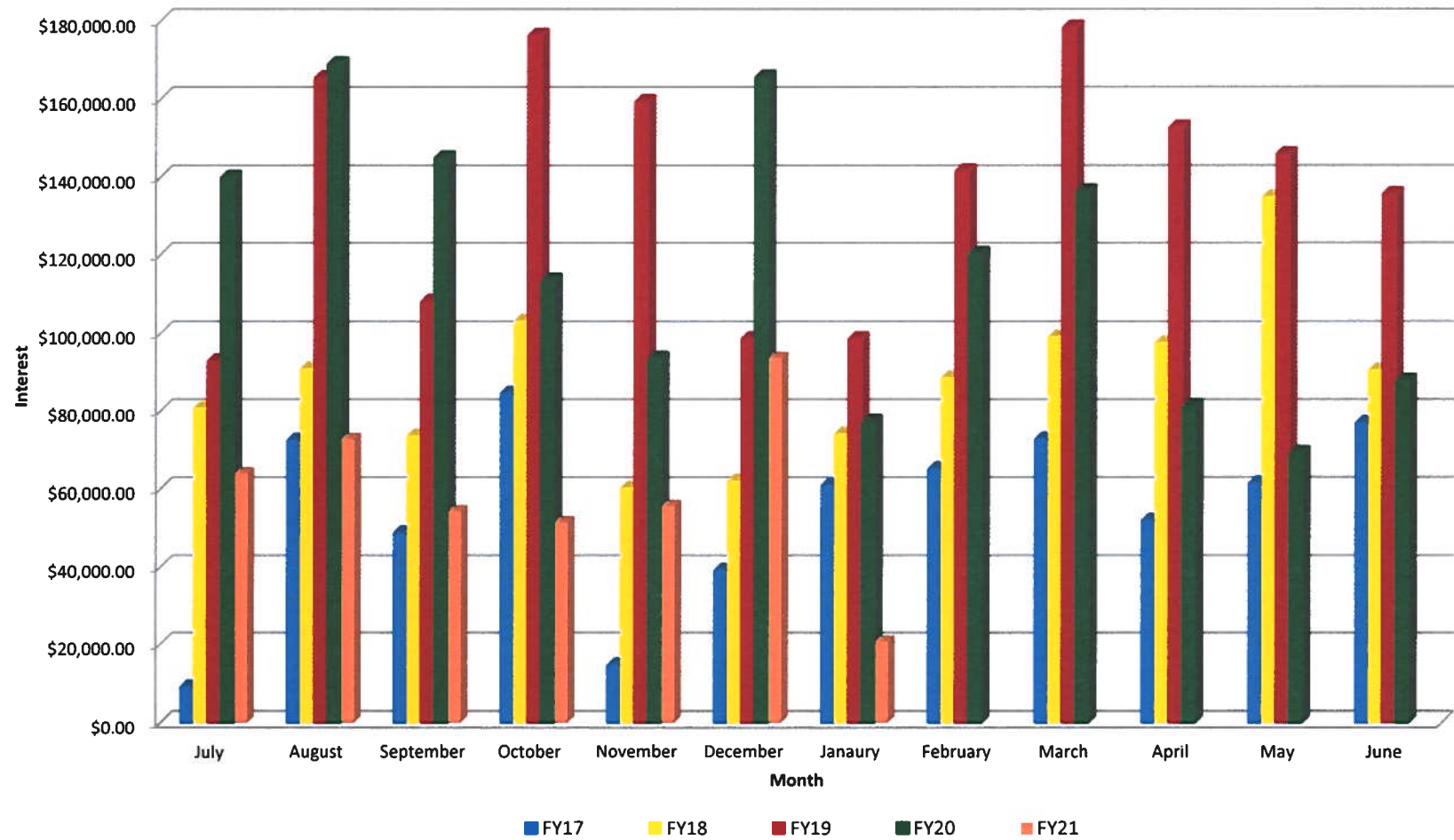
Cash Not Yet Received

Security	Record Date	Payable Date	Quantity Held	Rate	Dividend Option	Amount of Payment
Interest						
BANKWEST INC PIERRE S D CTF DEP 1.250% 10/24/23 B/E	01/31/21	02/15/21	248,000.000	0.001062	Cash	263.29
CAPITAL BK N A ROCKVILLE MD CTF DEP 2.600% 03/12/21	01/29/21	02/13/21	248,000.000	0.002208	Cash	547.64
CAPITAL ONE NATL ASSN MCLEAN VA CTF DEP	01/30/21	02/14/21	248,000.000	0.010334	Cash	2,562.89
CHIPPEWA VY BK WINTER WIS CTF DEP 3.000% 07/06/21	01/22/21	02/06/21	248,000.000	0.002548	Cash	631.89
EAGLEBANK BETHESDA MD CTF DEP 1.650% 03/06/23	01/22/21	02/06/21	248,000.000	0.001401	Cash	347.54
FIRST NATL BK OF MICH KALAMAZOO CTF DEP	01/25/21	02/09/21	247,000.000	0.001062	Cash	262.23
FIRST OKLA BK JENKS CTF DEP 0.950% 05/15/25 B/E	01/31/21	02/15/21	245,000.000	0.000807	Cash	197.68
MORGAN STANLEY PRIVATE BK NATL ASSN PUR N Y CTF DEP	01/24/21	02/08/21	248,000.000	0.010586	Cash	2,625.40
UBS BK USA SALT LAKE CITY UT CTF DEP 1.000% 03/11/22 B/E	01/27/21	02/11/21	248,000.000	0.000849	Cash	210.63

Total Cash Not Yet Received
\$7,649.19

Assets shown here are not reflected in your account. This information has been received from sources we believe to be reliable. Pershing does not guarantee the accuracy of the information.

Total Monthly Interest Earnings



F I N A N C I A L S U M M A R Y R E P O R T
Processing Month: January 2021
MEDINA CITY SCHOOL DISTRICT

Fnd	Scc	Description	Beginning Balance	MTD Revenues	FYTD Revenues	MTD Expenditures	FYTD Expenditures	Current Available Balance
001	0000	GENERAL FUND	32,189,888.32	2,905,214.55	36,894,729.65	6,027,171.65	45,164,106.88	23,920,511.09
002	9000	BOND RETIREMENT - NEW ELE	3,433,942.89	98,860.00	2,136,181.06	.00	3,678,951.79	1,891,172.16
002	9012	LOCAL SALES TAX RETIREMEN	.00	.00	1,309,243.75	.00	1,309,243.75	.00
002	9014	CONSOLIDATION - ENERGY &	.00	.00	328,543.74	.00	328,543.74	.00
003	0000	PERMANENT IMPROVEMENT FUN	175,994.61	.00	5,000.00	.00	.00	180,994.61
003	9000	PERMANENT IMPROVEMENT FUN	13,601.14	.00	.00	.00	.00	13,601.14
003	9001	MEDINA CITY REC CENTER-PE	202,370.92	100,000.00	115,481.53	30,435.68-	51,806.57	266,045.88
006	0000	LUNCHROOM FUND	76,225.73	87,594.64	644,242.25	132,390.67	1,017,608.26	297,140.28-
007	9004	COLLINS SCHOLARSHIP/POST-	878.85	18,015.85	18,025.32	.00	.00	18,904.17
007	9110	ART TRUST - GARFIELD	11,082.73	9.40	128.97	.00	.00	11,211.70
007	9111	CHARLES STANGEL SCHOLARSH	12.50	.01	.15	.00	.00	12.65
007	9333	RIOS STUDENT LEADER SCHOL	28,953.21	24.56	336.91	.00	.00	29,290.12
007	9901	BIXLER SCHOLARSHIP FUND	125.00	.00	.00	.00	.00	125.00
008	9002	KANEHL MUSIC TRUST	27,469.06	23.30	319.65	.00	.00	27,788.71
008	9003	RICHARD HOFFMAN COLLINS M	551,190.06	.00	.00	.00	.00	551,190.06
008	9112	ELAINE BUSHMAN FUND	17,454.90	10.04	137.76	.00	.00	17,592.66
009	9000	STAR	64.00	1,282.70	15,284.85	.00	.00	15,348.85
009	9110	UNIFORM SUPPLIES GARFIELD	8,652.84	113.00	1,410.00	164.38	4,022.23	6,040.61
009	9120	UNIFORM SUPPLIES - CANAVA	12,085.39	735.10	6,311.10	.00	7,248.16	11,148.33
009	9130	UNIFORM SUPPLIES - FENN	11,405.63	617.20	6,540.90	69.22	10,689.21	7,257.32
009	9140	UNIFORM SUPPLIES - HERITA	9,608.98	271.00	6,257.20	72.39	6,122.84	9,743.34
009	9160	UNIFORM SUPPLIES - BLAKE	5,293.22	329.20	6,419.60	149.87	7,334.95	4,377.87
009	9170	UNIFORM SUPPLIES - RALPH	21,624.63	19.80	13,975.50	49.71-	10,628.86	24,971.27
009	9180	UNIFORM SUPPLIES - ELIZA	9,406.25	138.00	6,036.00	661.04	9,392.37	6,049.88
009	9200	UNIFORM SUPPLIES - CLAGGE	35,124.02	1,181.50	5,447.50	495.29	12,872.01	27,699.51
009	9210	UNIFORM SUPPLIES - A.I. R	7,281.75	685.20	10,159.80	252.06	12,460.88	4,980.67
009	9300	UNIFORM SUPPLIES - SENIOR	17,918.76	11,065.34	58,403.40	4,135.63	45,622.03	30,700.13
009	9304	AVIATION/PHOTOGRAPHY	3.87	.00	.00	.00	.00	3.87
014	9016	MEDINA CNTY JUV DET CNTR	43,471.35	22,650.00	135,172.20	24,046.75	188,515.10	9,871.55-
014	9116	EVOLVE	564,729.71	151,700.00	482,570.00	54,806.35	598,505.03	448,794.68
016	0000	EMERGENCY LEVY	22,486,481.91	453,470.00	3,685,086.37	674,301.66	4,995,204.15	21,176,364.13
018	0000	PRINT SHOP	6,683.33	.00	.00	.00	.00	6,683.33
018	9000	PUBLIC SCHOOL SUPPORT - S	16.70	.00	.00	.00	.00	16.70
018	9110	PRINCIPAL'S FUND - GARFIE	33,814.07	6.50	483.50	458.57	3,818.54	30,479.03
018	9111	GARFIELD SCHOOL STORE	49.99	.00	.00	.00	.00	49.99
018	9113	GARFIELD MEDIA CENTER	847.40	.00	.00	.00	.00	847.40
018	9120	PRINCIPAL - CANAVAN	42,599.14	100.00	835.10	247.01	3,499.04	39,935.20
018	9122	CANAVAN SCHOOL STORE	586.69	.00	.00	.00	.00	586.69
018	9123	BOOK FAIR - CANAVAN	78.40	.00	.00	.00	.00	78.40
018	9130	PRINCIPAL - FENN	27,580.84	1,642.00	4,353.08	198.92	6,157.39	25,776.53
018	9132	FENN SCHOOL STORE	1,460.83	.00	.00	.00	1,460.83	.00
018	9133	BOOK FAIR - FENN	941.36	4.52	58.55	.00	34.30	965.61
018	9135	MEDINA SKI TEAM - DISTRIC	474.67	.00	.00	.00	.00	474.67
018	9140	PRINCIPAL'S FUND - HERITA	45,006.48	27.50	5,025.25	126.27	7,520.96	42,510.77
018	9143	HERITAGE MEDIA CENTER	3,047.55	.00	.00	.00	.00	3,047.55
018	9160	PRINCIPAL'S FUND - H G BL	50,288.49	.00	1,913.00	757.25	11,207.82	40,993.67

Date: 2/03/21

F I N A N C I A L S U M M A R Y R E P O R T
Processing Month: January 2021
MEDINA CITY SCHOOL DISTRICT

Page: 2
(FINSUM)

Fnd	Sc	Description	Beginning Balance	MTD Revenues	FYTD Revenues	MTD Expenditures	FYTD Expenditures	Current Available Balance
018	9161	PBIS - BLAKE	5,728.00	.00	.00	.00	.00	5,728.00
018	9163	BLAKE MEDIA CENTER	13,369.42	47.36	80.30	.00	50.00	13,399.72
018	9170	PRINCIPALS FUND - RALPH W	79,487.14	.00	411.37	.00	167.85	79,730.66
018	9171	WAITE SCHOOL STORE	50.00	.00	.00	.00	.00	50.00
018	9173	MEDIA CENTER RALPH WAITE	5,064.63	.00	.00	.00	.00	5,064.63
018	9174	FIELD TRIPS RALPH WAITE E	15,209.72	.00	.00	.00	.00	15,209.72
018	9180	PRINCIPALS FUND ELIZA NOR	53,208.74	.00	292.68	86.00	6,570.40	46,931.02
018	9181	NORTHROP ELEMENTARY SCHOO	1,631.19	.00	.00	.00	.00	1,631.19
018	9183	MEDIA CENTER ELIZA NORTHR	8,663.81	.00	.00	.00	.00	8,663.81
018	9184	FIELD TRIPS ELIZA NORTHR	146.00	.00	.00	.00	.00	146.00
018	9200	PRINCIPAL'S FUND - CLAGGE	75,941.39	654.03	1,929.68	208.14	3,278.28	74,592.79
018	9203	CLAGGETT M.S. MEDIA CENTE	5,547.28	.00	.00	.00	78.11-	5,625.39
018	9210	PRINCIPAL'S FUND - ROOT M	37,380.45	27.10	1,092.18	58.00	1,753.94	36,718.69
018	9211	ROOT M.S. MEDIA CENTER	10,019.19	8.99	16.99	.00	50.00	9,986.18
018	9212	ROOT M.S. - WASHINGTON TR	355.00	.00	.00	.00	.00	355.00
018	9213	SPECIAL FUNDRAISER - ROOT	.02	.00	.00	.00	.00	.02
018	9300	PRINCIPAL'S FUND - SENIOR	36,793.91	.00	1,315.52	.00	1,360.06	36,749.37
018	9301	MEDIA CENTER FUND	1,381.50	.00	.00	.00	50.00-	1,431.50
018	9302	SPECIAL FUNDRAISER - SENI	37,086.18	.00	.00	.00	.00	37,086.18
018	9303	PERFORMING ARTS	89,493.37	.00	.00	.00	5,600.20	83,893.17
018	9304	BUZZ	16,558.56	253.65	795.66	50.98	885.48	16,468.74
018	9305	FLEXIBLE CREDIT FUND	8,034.56	.00	50.00	.00	.00	8,084.56
018	9306	FEED THE BEES	4,847.78	.00	6,741.03	304.07	2,105.47	9,483.34
018	9884	FACILITY RENTAL	78,570.82	3,078.00-	3,078.00-	.00	.00	75,492.82
018	9900	INSERVICE - CENTRAL	3,702.01	.00	.00	.00	.00	3,702.01
018	9901	PUBLIC SCHOOL SUPPORT - I	1,720.86	.00	.00	.00	.00	1,720.86
018	9902	INSERVICE - SUPERINTENDEN	11,224.52	.00	.00	.00	.00	11,224.52
018	9903	BOARD/STUDENT DEVELOPMENT	2,800.00	.00	.00	.00	.00	2,800.00
018	9904	WELLNESS FUND	502.00	.00	.00	.00	.00	502.00
018	9905	PUBLIC SCHOOL SUPPORT/STU	51,248.39	.00	.00	.00	.00	51,248.39
018	9906	COMMUNICATIONS - PUBLIC S	272.90	.00	4,100.00	.00	3,255.00	1,117.90
018	9907	STEAM - SUMMER ENRICHMENT	2,475.40	.00	.00	.00	.00	2,475.40
018	9910	MAINTENANCE DEPARTMENT	3,902.36	.00	.00	.00	.00	3,902.36
018	9914	END OF YEAR	7.13	.00	.00	.00	.00	7.13
018	9915	BIKE TO SCHOOL	803.00	.00	.00	.00	.00	803.00
018	9916	SPIRIT NIGHT	2,682.98	.00	1,750.00	.00	.00	4,432.98
018	9919	STUDENT ART SHOW	.19	.00	.00	61.10	61.10	60.91-
018	9920	TRSP FUND	2,586.25	.00	.00	.00	.00	2,586.25
018	9930	Resource Connection	1,500.00	.00	.00	.00	.00	1,500.00
019	9000	ADAMH GRANT	1,352.00	.00	6,000.00	.00	.00	7,352.00
019	9018	LOWE'S LIGHT UP GARFIELD	48.08	.00	.00	.00	.00	48.08
019	9020	RIF PROGRAM GRANT - NORTH	400.73	.00	.00	.00	.00	400.73
019	9021	JENNINGS - BLAKE - BRYNIA	.82	.00	.00	.00	.00	.82
019	9023	PUBLIC EDUCATION LEADERSH	.01	.00	.00	.00	.00	.01
019	9029	MARTHA HOLDEN JENNINGS GR	6.82	.00	.00	.00	.00	6.82
019	9030	PERFORMANCE BASED ASSESSM	79.76	.00	.00	.00	.00	79.76

Date: 2/03/21

F I N A N C I A L S U M M A R Y R E P O R T
Processing Month: January 2021
MEDINA CITY SCHOOL DISTRICT

Page: 3
(FINSUM)

Fnd	Sec	Description	Beginning Balance	MTD Revenues	FYTD Revenues	MTD Expenditures	FYTD Expenditures	Current Available Balance
019	9031	PBA FY11	256.96	.00	.00	.00	.00	256.96
019	9113	ACS-HACH CHEMISTRY GRANT	96.34	.00	.00	.00	.00	96.34
019	9121	ADAMH GRANT	.00	.00	40,888.00	.00	.00	40,888.00
019	9180	PPG INNOVATIVE CLASSROOM	15.31	.00	.00	.00	.00	15.31
019	9181	FIRST ENERGY GRANT	.16	.00	.00	.00	.00	.16
019	9213	VIDEO CLUB GRANT - MHS	2.82	.00	.00	.00	.00	2.82
019	9301	PPG GRANT - ROBOTICS	.00	1,000.00	1,000.00	.00	.00	1,000.00
019	9313	JENNINGS - NORTHROP - MIL	13.86	.00	.00	.00	.00	13.86
019	9413	3M AND OTHER GRANT	152.03	.00	.00	.00	.00	152.03
019	9513	NEA STUDENT ACHIEVEMENT G	191.88	.00	.00	.00	.00	191.88
019	9715	FUEL UP - BLAKE	23.82	.00	.00	.00	.00	23.82
019	9920	MARTHA HOLDEN JENNINGS SU	1,000.00	.00	.00	.00	.00	1,000.00
020	9001	TRANSPORTATION ENTERPRISE	84,896.61	.00	8,795.41	825.98	19,830.43	73,861.59
022	9000	Unclaimed funds	42,883.91	.00	5,829.86	16.85-	1,723.11	46,990.66
022	9093	DIVERSION PROGRAM FED MON	1,000.00	.00	.00	.00	.00	1,000.00
022	9094	DIVERSION PROGRAM - FED.	1,000.00	.00	.00	.00	.00	1,000.00
022	9300	OH HIGH SCHOOL ATH ASSOC	1,271.56	.00	7,000.00	210.00-	7,165.01	1,106.55
024	9001	MEDICAL AND DRUG/SELF INS	7,017,658.96	766,306.50	5,383,708.38	728,421.85	5,910,368.34	6,490,999.00
024	9002	DENTAL SELF INSURANCE FUN	497,085.90	56,071.87	392,377.41	47,883.13	351,235.37	538,227.94
024	9094	FLEX PRO	67,630.32	19,483.54	88,064.85	20,484.50	110,425.75	45,269.42
027	0000	WORKMANS COMP.-SELF INS	304,411.27	20,525.38	171,242.03	47,530.48	107,240.12	368,413.18
071	9013	LOCAL SALES TAX PERMANENT	3,491,568.70	930,379.89	2,621,465.59	68,817.35	2,747,979.53	3,365,054.76
200	9110	GARFIELD STUDENT COUNCIL/	622.97	.53	7.25	.00	.00	630.22
200	9121	ELLA CANAVAN STUDENT COUN	1,329.68	1.13	15.48	.00	.00	1,345.16
200	9134	FENN STUDENT BUSINESS	9.36	.01	.11	.00	.00	9.47
200	9140	STUDENT COUNCIL - HERITAG	162.69	.14	1.89	.00	.00	164.58
200	9184	NORTHROP ELEMENTARY STUDE	52.06	.04	.61	.00	.00	52.67
200	9185	K-KIDS KIWANIS ACTIVITY C	10,297.63	8.88	298.62	.00	.00	10,596.25
200	9202	CLAGGETT MIDDLE SCH. STUD	537.70	.37	5.53	.00	100.00	443.23
200	9204	CLAGGETT MIDDLE SCHOOL CH	522.77	.44	6.09	.00	.00	528.86
200	9205	CLAGGETT MIDDLE SCH. BUIL	3,443.96	2.92	40.08	.00	.00	3,484.04
200	9209	CLAGGETT MIDDLE SCHOOL DR	26,610.89	22.57	309.66	.00	.00	26,920.55
200	9252	CHEERLEADERS - ROOT M.S.	44.63	.04	.51	.00	.00	45.14
200	9253	BUILDERS' CLUB - ROOT M.S	4,637.36	3.93	53.95	.00	.00	4,691.31
200	9254	HONORS ACADEMY - ROOT	3,978.61	3.05	43.50	.00	385.00	3,637.11
200	9256	DRAMA CLUB - ROOT M.S.	7,253.12	6.16	91.20	.00	.00	7,344.32
200	9258	STUDENT COUNCIL - ROOT M.	4,533.23	3.92	136.35	.00	.00	4,669.58
200	9301	YOUNG AMERICANS FOR FREED	53.05	.07	.14	.00	53.05	.14
200	9302	ART CLUB	609.68	.52	7.09	.00	.00	616.77
200	9303	CULTURAL EXPLORATION	196.07	.17	2.28	.00	.00	198.35
200	9304	CAREER ASSOCIATION	.37	.00	.00	.00	.00	.37
200	9305	CHEMCLUB	1,566.46	.01	2.15	.00	1,566.46	2.15
200	9307	VOCAL	35,561.35	104.25	708.03	.00	1,383.82	34,885.56
200	9309	IMPROV CLUB	575.96	.49	6.69	.00	.00	582.65
200	9310	DELTA EPSILON PHI - NAT'L	.45	.00	.00	.00	.00	.45
200	9312	DRAMA CLUB	30,094.48	25.37	349.51	45.39	180.44	30,263.55

Date: 2/03/21

F I N A N C I A L S U M M A R Y R E P O R T
Processing Month: January 2021
MEDINA CITY SCHOOL DISTRICT

Page: 4
(FINSUM)

Fnd	Scc	Description	Beginning Balance	MTD Revenues	FYTD Revenues	MTD Expenditures	FYTD Expenditures	Current Available Balance
200	9314	MEDINA OUTDOORS CLUB	171.25	.15	1.99	.00	.00	173.24
200	9315	FELLOWSHIP OF CHRISTIAN A	336.26	.29	3.92	.00	.00	340.18
200	9318	GIRLS LEADERSHIP CLUB	7,024.46	5.96	81.73	.00	.00	7,106.19
200	9321	KEY CLUB	60,791.56	50.38	121.38	.00	827.79	60,085.15
200	9323	MEDINAMITE	1,703.56	1.44	19.81	.00	.00	1,723.37
200	9324	MEDINIAN	52,103.20	1,968.39	5,856.18	.00	249.00	57,710.38
200	9325	MHS BAND	12,888.22	9.58	129.45	1,315.00-	1,587.73	11,429.94
200	9326	NATIONAL HONOR SOCIETY	10,312.36	280.04	1,658.96	.00	.00	11,971.32
200	9327	ORCHESTRA	30,625.95	25.73	354.64	.00	295.00	30,685.59
200	9330	SCIENCE OLYMPIAD CLUB	2,175.10	1.19	68.46-	212.94	682.94	1,423.70
200	9331	SKI CLUB	3.20	.00	.03	.00	.00	3.23
200	9332	SPANISH CLUB	12,453.42	10.56	144.93	.00	.00	12,598.35
200	9333	STUDENT COUNCIL	26,362.34	25.38	5,138.58	.00	1,251.00	30,249.92
200	9335	LATIN CLUB	8,588.13	6.76	521.50-	.00	.00	8,066.63
200	9337	AMERICAN SIGN LANGUAGE CL	300.37	.25	3.49	.00	.00	303.86
200	9339	SPEECH/DEBATE CLUB	19,527.29	17.87	3,288.60	130.00	1,502.99	21,312.90
200	9340	STUDENT'S H.O.P.E.	1,366.94	1.36	335.01	57.50	82.90	1,619.05
200	9346	PENGUIN BOWL/NOSB	119.26	.10	1.38	.00	.00	120.64
200	9350	TECHNOLOGY CLUB	556.42	.47	6.47	.00	.00	562.89
200	9352	VIDEO CLUB - SR HI	6,222.64	5.14	71.54	.00	160.54	6,133.64
200	9353	CHINESE CLUB	996.06	.84	11.59	.00	.00	1,007.65
200	9355	GENDER AND SEXUALITY ALLI	1,457.43	1.24	16.96	.00	.00	1,474.39
200	9380	V O F T	17,788.89	15.09	207.00	.00	.00	17,995.89
200	9419	CLASS OF 2019	2,320.01	.00	.00	.00	.00	2,320.01
200	9420	CLASS OF 2020	11,143.05	9.45	130.68	.00	.00	11,273.73
200	9421	CLASS OF 2021	11,543.71	3.05	2,951.23	.00	10,856.96	3,637.98
200	9422	CLASS OF 2022	3,689.42	8.40	6,333.25	.00	.00	10,022.67
200	9423	CLASS OF 2023	1,720.31	1.46	20.01	.00	.00	1,740.32
200	9999	GENERIC STUDENT ACTIV. FD	.01	.00	.00	.00	.00	.01
300	0000	ATHLETIC FUND	150,645.13	20,106.13	182,412.19	6,213.31	190,665.03	142,392.29
300	9110	GARFIELD FIELD TRIPS	5,775.49	.00	.00	.00	515.92-	6,291.41
300	9121	WORLD WATCHER'S CLUB	7,362.04	.00	.00	.00	.00	7,362.04
300	9140	HERITAGE FIELD TRIPS	88.71	.00	.00	.00	.00	88.71
300	9160	BLAKE FIELD TRIPS	488.58	.00	.00	.00	.00	488.58
300	9170	WAITE FIELD TRIPS	687.67	.00	.00	.00	.00	687.67
300	9180	NORTHROP FIELD TRIPS	1,367.85	.00	.00	.00	.00	1,367.85
300	9201	CLAGGETT MIDDLE SCH. BAND	26,594.07	.00	.00	208.71	208.71	26,385.36
300	9202	CLAGGETT MIDDLE SCH. ORCH	258.00	.00	.00	.00	.00	258.00
300	9203	CLAGGETT MIDDLE SCHOOL LI	370.00	.00	.00	.00	.00	370.00
300	9204	CLAGGETT M.S. CHOIR FUND	634.10	.00	.00	.00	.00	634.10
300	9208	CLAGGETT - 6TH GRADE TRIP	1,818.89	1,467.00	1,071.02-	.00	.00	747.87
300	9250	ROOT M.S. BAND FUND	12,565.31	.00	.00	.00	313.86	12,251.45
300	9251	ROOT M.S. ORCHESTRA FUND	1,246.65	.00	.00	.00	.00	1,246.65
300	9252	ROOT M.S. CHOIR FUND	3,270.15	.00	.00	.00	.00	3,270.15
300	9253	ROOT M.S. BEEHIVE	1,535.40	.00	.00	.00	.00	1,535.40
300	9258	ROOT - DISTRICT SUPERVISE	249.08	4,252.67	5,375.59	.00	.00	5,624.67

Date: 2/03/21

F I N A N C I A L S U M M A R Y R E P O R T
Processing Month: January 2021
MEDINA CITY SCHOOL DISTRICT

Page: 5
(FINSUM)

Fnd	Sc	Description	Beginning Balance	MTD Revenues	FYTD Revenues	MTD Expenditures	FYTD Expenditures	Current Available Balance
300	9301	BOWLING CLUB	2,187.15	1,000.00	1,500.00	.00	.00	3,687.15
300	9302	MENS VOLLEYBALL	6,566.06	.00	.00	.00	.00	6,566.06
300	9303	HUDDLE/SHUDDLE	2,584.01	.00	.00	467.95	765.45	1,818.56
300	9304	LINK CREW	2,729.45	.00	10.50	.00	1,501.00	1,238.95
300	9313	MUSICAL	13,930.73	.00	.00	.00	.00	13,930.73
300	9325	MHS BAND TRIP	7,171.20	.00	.00	.00	.00	7,171.20
300	9334	BEEHIVE CAFE	20,283.09	.00	.00	101.95	838.87	19,444.22
300	9390	GLOBAL TRIPS	3,166.00	.00	.00	.00	.00	3,166.00
300	9410	SPARKLE CHEERLEADING	2,013.29	.00	.00	.00	.00	2,013.29
401	9010	AUXILIARY FUNDS/ST FRANCI	109,164.41	.00	379.96	46,833.07	109,544.37	.00
401	9011	AUXILIARY FUNDS/ST FRANCI	.00	46,919.33	225,597.94	22,684.31	122,714.54	102,883.40
401	9017	AUXILIARY FUNDS/ST FRANCI	37.41	.00	.00	.00	.00	37.41
401	9020	AUX FUNDS NURTURY	13,815.34	.00	29.18	13,064.32	13,844.52	.00
401	9021	AUX FUNDS NURTURY	.00	13,077.69	18,732.20	702.00	2,785.90	15,946.30
401	9027	AUX FUNDS NURTURY	72.90	.00	.00	.00	.00	72.90
401	9030	AUX FUNDS MCA	44,480.08	.00	62.73	22,594.75	44,542.81	.00
401	9031	AUX FUNDS MCA	.00	22,603.56	136,680.91	8,997.71	126,175.03	10,505.88
401	9041	AUX FUNDS KIDS COUNTRY	.00	.47	2,050.51	.00	1,484.63	565.88
401	9066	SM WONDERS	1,644.12	.00	.00	.00	.00	1,644.12
432	9097	MANAGE. INFO. SYS. FUND	.80	.00	.00	.00	.00	.80
450	9008	SCHOOLNET PLUS FY2008: GR	1.00	.00	.00	.00	.00	1.00
451	9010	CONNECTIVITY	19,800.00	.00	.00	.00	.00	19,800.00
451	9011	CONNECTIVITY	.00	.00	9,900.00	.00	.00	9,900.00
451	9013	CONNECTIVITY 2013	800.00	.00	.00	.00	.00	800.00
451	9018	CONNECTIVITY FY18	564.00	.00	.00	.00	.00	564.00
451	9019	CONNECTIVITY	120.00	.00	.00	.00	.00	120.00
452	9008	SCHOOLNET PROFESSIONAL DE	66.15	.00	.00	.00	.00	66.15
467	9020	FOUNDATION - STUDENT WELL	200,259.08	.00	218,644.00	20,555.19	136,218.22	282,684.86
467	9021	FOUNDATION - STUDENT WELL	.00	.00	.00	846.00	1,846.00	1,846.00-
499	9012	INTERN PSYCH FY12	45.81	.00	.00	.00	.00	45.81
499	9013	INTERN PSYCH FY13	39.97	.00	.00	.00	.00	39.97
499	9019	SCHOOL SAFETY	29,679.80	.00	.00	.00	.00	29,679.80
499	9024	LOCAL GOVERNMENT INNOVATI	7,750.00	.00	.00	.00	.00	7,750.00
499	9039	INTERN PSYCHOLOGIST GRANT	2.20	.00	.00	.00	.00	2.20
499	9112	E-TECH BLENDED LEARNING G	321.71	.00	.00	.00	.00	321.71
506	9014	RESIDENT EDUCATOR GRANT	950.00	.00	.00	.00	.00	950.00
507	9021	ESSER	.00	.00	.00	.00	158,162.65	158,162.65-
510	9021	COVID RELIEF FUND	.00	.00	316,896.57	480.61	317,332.93	436.36-
516	9015	TITLE VI-B	2,690.82	.00	.00	.00	.00	2,690.82
516	9016	TITLE VI-B	229.90	.00	.00	.00	.00	229.90
516	9020	TITLE VI-B	36,321.49	.00	257,046.60	.00	293,368.09	.00
516	9021	TITLE VI-B	.00	.00	517,860.58	107,887.71	680,391.35	162,530.77-
551	9120	TITLE III LEP	13,577.45	.00	.00	.00	10,785.37	2,792.08
572	9020	TITLE I	69.62	.00	104,655.70	.00	104,725.32	.00
572	9021	TITLE I	.00	.00	175,414.59	38,388.82	250,619.83	75,205.24-
572	9116	TITLE I-D	2.83	.00	.00	.00	.00	2.83

Date: 2/03/21

F I N A N C I A L S U M M A R Y R E P O R T
Processing Month: January 2021
MEDINA CITY SCHOOL DISTRICT

Page: 6
(FINSUM)

Fnd	Sc	Description	Beginning Balance	MTD Revenues	FYTD Revenues	MTD Expenditures	FYTD Expenditures	Current Available Balance
572	9120	TITLE I-D	6,242.82	.00	20,402.67	.00	26,645.49	.00
572	9121	TITLE I-D	.00	.00	7,784.96	2,150.94	20,183.55	12,398.59-
572	9221	TITLE I - EOEC	.00	.00	.00	.00	10,107.88	10,107.88-
587	9020	PRESCHOOL	685.03	.00	2,014.97	.00	2,700.00	.00
587	9021	PRESCHOOL	.00	.00	13,398.25	3,665.38	20,784.76	7,386.51-
587	9121	6B RESTORATION	.00	.00	.00	1,729.10	1,802.52	1,802.52-
590	9020	TITLE II-A	37,260.68	.00	24,775.17	.00	62,035.85	.00
590	9021	TITLE II-A	.00	.00	30,498.47	349.08	34,946.68	4,448.21-
599	9020	TITLE IV-A STUDENT SUPPOR	8,839.72	.00	3,374.54	.00	12,214.26	.00
599	9021	TITLE IV-A STUDENT SUPPOR	.00	.00	5,386.19	676.13	7,899.76	2,513.57-
		Grand Total All Funds	73,606,972.04	5,759,533.65	56954,182.10	8,102,252.19	69562,359.95	60998,794.19
		Total Invested Funds	.00					

Date: 2/03/2021

C H E C K R E G I S T E R
Processing Month: January 2021
MEDINA CITY SCHOOL DISTRICT

Page: 1
(CHKREG)

Check#	Check Date	Org Sta	Vendor Paid	Check Amount	Status Date
009373	01/04/2021	M/M	MEMO - MEDICAL MUTUAL	69,757.97	
009374	01/05/2021	M/M	MEMO - MEDICAL MUTUAL	81,390.16	
009375	01/11/2021	M/M	MEMO-CAPITAL ONE	7,397.37	
009376	01/11/2021	M/M	MEMO-CAPITAL ONE	1,190.00	
009377	01/11/2021	M/M	MEMO - MEDICAL MUTUAL	219,732.42	
009378	01/15/2021	M/M	MEMO MET LIFE INSURANCE	4,860.09	
009379	01/20/2021	M/M	MEMO - MEDICAL MUTUAL	203,064.28	
009380	01/15/2021	M/M	MEMO --S T R S	83,136.52	
009381	01/15/2021	M/M	MEMO --S E R S	3,760.69	
009382	01/15/2021	M/M	MEMO -MEDINA CITY SCHOOLS	332,233.17	
009383	01/15/2021	M/M	MEMO - HUNTINGTON NAT'L BANK	30,266.35	
009384	01/15/2021	M/M	MEMO - BUREAU WORK COMP	10,253.52	
009385	01/21/2021	M/M	MEMO MET LIFE INSURANCE	3,510.50	
009386	01/19/2021	T/T	MEMO -MEDINA CITY SCHOOLS	100,000.00	
009387	01/19/2021	T/T	MEMO -MEDINA CITY SCHOOLS	46,833.07	
009388	01/19/2021	T/T	MEMO -MEDINA CITY SCHOOLS	13,064.32	
009389	01/19/2021	T/T	MEMO -MEDINA CITY SCHOOLS	22,594.75	
009390	01/25/2021	M/M	GORDON FOOD SERVICE	5,910.40	
009391	01/15/2021	M/M	OHIO DEPT OF ED - MEMO CK	119,416.41	
009392	01/26/2021	M/M	MEMO - MEDICAL MUTUAL	154,477.02	
009393	01/28/2021	M/M	SYSCO CLEVELAND INC	11,104.69	
009394	01/28/2021	M/M	GORDON FOOD SERVICE	5,258.98	
009395	01/29/2021	M/M	MEMO --S T R S	83,006.54	
009396	01/29/2021	M/M	MEMO --S E R S	4,050.23	
009397	01/29/2021	M/M	MEMO -MEDINA CITY SCHOOLS	332,176.64	
009398	01/29/2021	M/M	MEMO - HUNTINGTON NAT'L BANK	30,847.47	
009399	01/29/2021	M/M	MEMO - BUREAU WORK COMP	10,271.86	
009400	01/29/2021	M/M	MEMO - BUREAU WORK COMP	4,111.31	
009401	01/29/2021	M/M	STRS	542,336.00	
009402	01/29/2021	M/M	SERS - MEMO	128,916.00	
009403	01/29/2021	M/M	OHIO DEPT OF ED - MEMO CK	127,459.30	
009404	01/29/2021	M/M	MEMO - P & A ADMINISTRATIVE	20,007.40	
009405	01/29/2021	M/M	MEMO MET LIFE INSURANCE	44,372.63	
009406	01/07/2021	M/M	MEMO - WESTFIELD BANK	680.37	
636026	01/07/2021	W/R	ADVANCE AUTO PARTS	108.69	01/13/2021
636027	01/07/2021	W/R	AIR CONTROL PRODUCTS	372.00	01/12/2021
636028	01/07/2021	W/R	AIRGAS USA, LLC	79.79	01/12/2021
636029	01/07/2021	W/R	AIS COMMERCIAL PARTS & SERVICE	2,039.84	01/11/2021
636030	01/07/2021	W/R	AMAZON.COM	255.72	01/08/2021
636031	01/07/2021	W/R	ASCA	189.00	01/12/2021
636032	01/07/2021	W/R	APP GARDEN, LLC	4,500.00	01/20/2021
636033	01/07/2021	W/R	ARMSTRONG CABLE	59.95	01/11/2021
636034	01/07/2021	W/R	B&H PHOTO & ELECTRONICS CORP	2,395.17	01/13/2021
636035	01/07/2021	W/R	BARB DIMARINO	94.70	01/08/2021
636036	01/07/2021	W/R	BELLEFAIRE JEWISH CHILDREN'S	12,688.13	01/11/2021
636037	01/07/2021	W/R	BSN SPORTS LLC	219.92	01/15/2021
636038	01/07/2021	W/R	BUZZARD TOOLS LLC	199.99	01/19/2021
636039	01/07/2021	W/R	CDWG	46.86	01/15/2021
636040	01/07/2021	W/R	CINTAS FIRST AID & SAFETY	73.79	01/11/2021
636041	01/07/2021	W/W	CINTAS CORPORATION	565.47	
636042	01/07/2021	W/R	CITY OF MEDINA	2,463.61	01/15/2021
636043	01/07/2021	W/R	CLEVELAND PLUMBING	57.85	01/11/2021

Date: 2/03/2021

C H E C K R E G I S T E R
Processing Month: January 2021
MEDINA CITY SCHOOL DISTRICT

Page: 2
(CHKREG)

Check#	Check Date	Org Sta	Vendor Paid	Check Amount	Status Date
636044	01/07/2021	W/R	COLUMBIA GAS OF OHIO, INC	54.92	01/12/2021
636045	01/07/2021	W/R	CRISIS PREVENTON INST, INC.	1,199.00	01/13/2021
636046	01/07/2021	W/R	DEMCO INC	634.28	01/15/2021
636047	01/07/2021	W/R	DYSLEXIA COACH OF NJ LLC	715.00	01/11/2021
636048	01/07/2021	W/R	EASY GRAPHICS CORP	124,596.10	01/13/2021
636049	01/07/2021	W/R	EDUCATIONAL SERVICE CENTER	220.00	01/11/2021
636050	01/07/2021	W/R	ESC OF MEDINA COUNTY	65,367.26	01/11/2021
636051	01/07/2021	W/R	FARMERS EXCHANGE CO INC	538.02	01/11/2021
636052	01/07/2021	W/R	FBN SYSTEMS, INC.	4,897.00	01/13/2021
636053	01/07/2021	W/R	FOLLETT SCHOOL SOLUTIONS INC	14.89	01/12/2021
636054	01/07/2021	W/R	HARPLEY CS LLC	550.00	01/08/2021
636055	01/07/2021	W/R	HARRISON FORD INC	478.74	01/19/2021
636056	01/07/2021	W/R	HOME DEPOT CREDIT SERVICES	71.77	01/13/2021
636057	01/07/2021	W/R	JENNIFER COLLINS	11.62	01/08/2021
636058	01/07/2021	W/R	JOHNSON CONTROLS, INC.	3,400.00	01/11/2021
636059	01/07/2021	W/R	JOSHEN PAPER & PACKAGING	83.20	01/11/2021
636060	01/07/2021	W/R	MACKIN EDUCATIONAL RESOURCES	2,170.96	01/12/2021
636061	01/07/2021	W/R	MEDINA CITY SCHOOLS	69,700.00	01/08/2021
636062	01/07/2021	W/R	MEDINA GLASS COMPANY	526.54	01/26/2021
636063	01/07/2021	W/R	MELLOCRAFT CO/ALLIED EAGLE	800.10	01/15/2021
636064	01/07/2021	W/R	MICHAEL WESNER	2,459.96	01/08/2021
636065	01/07/2021	W/R	MICHIGAN COMPANY INC	63.04	01/11/2021
636066	01/07/2021	W/R	MINE PAZITKA	1,770.00	01/08/2021
636067	01/07/2021	W/R	MNJ TECHNOLOGIES DIRECT INC	560.00	01/12/2021
636068	01/07/2021	W/R	MONARCH CARPET ONE	8,072.50	01/11/2021
636069	01/07/2021	W/R	MUSIC & ARTS	423.84	01/21/2021
636070	01/07/2021	W/R	MUSIC THERAPY ENRICHMENT	502.00	01/13/2021
636071	01/07/2021	W/R	NAEIR	136.00	01/11/2021
636072	01/07/2021	W/R	THE M CONLEY COMPANY	657.64	01/12/2021
636073	01/07/2021	W/R	NORTHERN OHIO EQUIP. SERVICES	450.00	01/19/2021
636074	01/07/2021	W/R	OHIO EDISON COMPANY	23,291.78	01/11/2021
636075	01/07/2021	W/R	OHIO SCHOOL BOARDS ASSOC	8,458.00	01/13/2021
636076	01/07/2021	W/R	OHM ADVISORS	1,652.50	01/15/2021
636077	01/07/2021	W/R	ORLO AUTO PARTS INC	117.12	01/12/2021
636078	01/07/2021	W/R	P & A ADMINISTRATIVE SERVICES	381.10	01/12/2021
636079	01/07/2021	W/V	PITNEY BOWES GLOBAL FINANCIAL	634.90	01/07/2021
636080	01/07/2021	W/W	POINT SPRING & DRIVESHAFT CO	185.88	
636081	01/07/2021	W/R	PROTEGIS HOLDINGS, LLC	620.00	01/11/2021
636082	01/07/2021	W/R	QUILL CORPORATION	86.33	01/25/2021
636083	01/07/2021	W/R	READ TO THEM INC	1,128.20	01/13/2021
636084	01/07/2021	W/R	SC STRATEGIC SOLUTIONS LLC	261.00	01/13/2021
636085	01/07/2021	W/R	INFLATABLE IMAGES	852.50	01/11/2021
636086	01/07/2021	W/R	SHERWIN WILLIAMS COMPANY	94.75	01/11/2021
636087	01/07/2021	W/R	SHERYL ALLEN	4.48	01/08/2021
636088	01/07/2021	W/R	SIMPLE SOLUTIONS LEARNING INC	52.25	01/15/2021
636089	01/07/2021	W/R	SOUTH OF THE SQUARE	525.80	01/12/2021
636090	01/07/2021	W/R	SPORTSWORLD	199.97	01/15/2021
636091	01/07/2021	W/R	TAYLOR CONSULTING GROUP	24,118.00	01/13/2021
636092	01/07/2021	W/R	TECHNOLOGY ENGINEERING	10,237.50	01/08/2021
636093	01/07/2021	W/R	TES THERAPY	6,713.76	01/15/2021
636094	01/07/2021	W/R	TRANSPORTATION ACCESSORIES	249.73	01/13/2021
636095	01/07/2021	W/R	AUDITOR OF STATE'S OFFICE	2,893.00	01/15/2021

Date: 2/03/2021

C H E C K R E G I S T E R
Processing Month: January 2021
MEDINA CITY SCHOOL DISTRICT

Page: 3
(CHKREG)

Check#	Check Date	Org Sta	Vendor Paid	Check Amount	Status Date
636096	01/07/2021	W/R	US BANK EQUIPMENT FINANCE	11,415.00	01/19/2021
636097	01/07/2021	W/R	VENDNOVATION LLC	1,080.00	01/19/2021
636098	01/07/2021	W/R	WENDY GOOD	105.45	01/08/2021
636099	01/07/2021	W/R	PITNEY BOWES GLOBAL FINANCIAL	636.90	01/15/2021
636100	01/14/2021	B/B	NORTHSIDE CHRISTIAN CHURCH	3,078.00	
636101	01/15/2021	B/B	Michelle Beidelschies	34.00	
636102	01/15/2021	W/R	AIRGAS USA, LLC	23.64	01/25/2021
636103	01/15/2021	W/W	AKRON CHILDRENS HOSPITAL	80,344.67	
636104	01/15/2021	W/R	AMAZON.COM	2,270.40	01/19/2021
636105	01/15/2021	W/R	ANTHONY BELSITO	54.00	01/19/2021
636106	01/15/2021	W/R	APOLLO PEST CONTROL COMPANY	628.00	01/25/2021
636107	01/15/2021	W/W	APPLEWOOD CENTERS INC DBA	3,617.18	
636108	01/15/2021	W/R	AQUACLEAR	47.70	01/27/2021
636109	01/15/2021	W/R	ARMSTRONG CABLE	129.95	01/25/2021
636110	01/15/2021	W/R	AUSTINTOWN-FITCH HIGH SCHOOL	175.00	01/26/2021
636111	01/15/2021	W/R	AVON LAKE HIGH SCHOOL	350.00	01/28/2021
636112	01/15/2021	W/R	BARNES & NOBLE BOOKSELLERS,	126.27	01/26/2021
636113	01/15/2021	W/W	BLICK ART MATERIALS LLC	486.51	
636114	01/15/2021	W/R	BORDEN DAIRY	1,207.60	01/26/2021
636115	01/15/2021	W/W	BRIGHT IDEAS PRESS, LLC	356.95	
636116	01/15/2021	W/R	BRUCE TREADWAY	165.00	01/26/2021
636117	01/15/2021	W/R	BSN SPORTS LLC	261.92	01/28/2021
636118	01/15/2021	W/R	CCG AUTOMATION, INC	1,070.26	01/27/2021
636119	01/15/2021	W/R	CHRONICLE TELEGRAM	159.23	01/22/2021
636120	01/15/2021	W/W	CINTAS CORPORATION	1,275.55	
636121	01/15/2021	W/R	CITY OF MEDINA	35,086.19	01/22/2021
636122	01/15/2021	W/R	CITY OF MEDINA	11,504.51	01/22/2021
636123	01/15/2021	W/W	CLEVELAND CLINIC ATWORK	325.00	
636124	01/15/2021	W/R	CLEVELAND CLINIC CENTER	29,396.36	01/25/2021
636125	01/15/2021	W/R	CRISIS PREVENTON INST, INC.	1,090.00	01/28/2021
636126	01/15/2021	W/R	CYNTHIA KUICK	82.57	01/19/2021
636127	01/15/2021	W/R	DEMCO INC	320.05	01/28/2021
636128	01/15/2021	W/R	DISCOUNT SCHOOL SUPPLY	59.64	01/25/2021
636129	01/15/2021	W/W	EDUCATION ALTERNATIVES	3,392.00	
636130	01/15/2021	W/R	EDUCATIONAL SERVICE CENTER	24,634.00	01/22/2021
636131	01/15/2021	W/R	ESC OF MEDINA COUNTY	2,400.00	01/25/2021
636132	01/15/2021	W/R	FOLLETT SCHOOL SOLUTIONS INC	82.65	01/26/2021
636133	01/15/2021	W/R	FRONTIER NORTH INC	5,674.38	01/26/2021
636134	01/15/2021	W/R	GOODWILL INDUSTRIES AKRON INC	2,002.00	01/19/2021
636135	01/15/2021	W/R	GRIZZLY AUTO & TIRE	21.30	01/26/2021
636136	01/15/2021	W/W	HEALTHCARE BILLING SERVICES	99.05	
636137	01/15/2021	W/R	HOME DEPOT CREDIT SERVICES	14.01	01/25/2021
636138	01/15/2021	W/W	IMPACT GROUP PUBLIC RELATIONS	1,900.00	
636139	01/15/2021	W/R	JANICE HENSLEY	702.00	01/22/2021
636140	01/15/2021	W/R	JENNIFER ENGLER	167.43	01/19/2021
636141	01/15/2021	W/R	JOSHEN PAPER & PACKAGING	715.50	01/25/2021
636142	01/15/2021	W/R	JOSTENS INC	521.63	01/25/2021
636143	01/15/2021	W/R	KIM DIEZMAN	25.01	01/19/2021
636144	01/15/2021	W/R	LANGUAGE LEARNING ASSOCIATES	29,751.00	01/19/2021
636145	01/15/2021	W/R	LAWSON PRODUCTS, INC	180.24	01/26/2021
636146	01/15/2021	W/R	LODI LUMBER CO	41.70	01/25/2021
636147	01/15/2021	W/W	MACKIN EDUCATIONAL RESOURCES	515.55	

Date: 2/03/2021

C H E C K R E G I S T E R
Processing Month: January 2021
MEDINA CITY SCHOOL DISTRICT

Page: 4
(CHKREG)

Check#	Check Date	Org Sta	Vendor Paid	Check Amount	Status Date
636148	01/15/2021	W/W	DOMINICS PIZZA & JO JO'S BAR	152.93	
636149	01/15/2021	W/R	MCS FOOD SERVICE DEPT.	103.39	01/20/2021
636150	01/15/2021	W/R	MEDINA ATHLETIC BOOSTER CLUB	300.00	01/25/2021
636151	01/15/2021	W/R	MEDINA CITY SCHOOLS	7,725.00	01/20/2021
636152	01/15/2021	W/R	MEDINA GLASS COMPANY	571.20	01/26/2021
636153	01/15/2021	W/R	MEDINA HARDWARE, INC	319.49	01/25/2021
636154	01/15/2021	W/R	MELISSA ALICE COTTAGE	688.50	01/19/2021
636155	01/15/2021	W/R	MICHAEL WESNER	253.75	01/19/2021
636156	01/15/2021	W/W	NAGC	345.00	
636157	01/15/2021	W/R	NICHOLAS BRANDON MACLARREN	131.25	01/19/2021
636158	01/15/2021	W/R	NORTH GATEWAY TIRE CO INC	40.10	01/22/2021
636159	01/15/2021	W/R	O.P. AQUATICS	167.10	01/22/2021
636160	01/15/2021	W/W	OATCCC	395.00	
636161	01/15/2021	W/R	OHIO SCHOOLS COUNCIL- NAT GAS	12,550.00	01/27/2021
636162	01/15/2021	W/R	ORLO AUTO PARTS INC	795.77	01/22/2021
636163	01/15/2021	W/R	P & A ADMINISTRATIVE SERVICES	96.00	01/28/2021
636164	01/15/2021	W/R	PATRICK O'BRIEN	150.00	01/28/2021
636165	01/15/2021	W/R	PEARSON ASSESSMENTS	719.42	01/26/2021
636166	01/15/2021	W/W	PRAXAIR	28.70	
636167	01/15/2021	W/R	PSI AFFILIATES, INC.	14,740.86	01/19/2021
636168	01/15/2021	W/W	QUILL CORPORATION	19.58	
636169	01/15/2021	W/R	REBECCA GIBSON	90.34	01/19/2021
636170	01/15/2021	W/R	RODNEY WEHRLEY	10.58	01/19/2021
636171	01/15/2021	W/R	SC STRATEGIC SOLUTIONS LLC	937.80	01/25/2021
636172	01/15/2021	W/R	SCHOOL SPECIALTY, INC	166.02	01/19/2021
636173	01/15/2021	W/R	SCHOOLFURNITURE4LESS.COM	1,119.98	01/26/2021
636174	01/15/2021	W/R	SUMMIT CONSTRUCTION CO LLC	23,143.40	01/25/2021
636175	01/15/2021	W/W	TIME FOR KIDS	74.25	
636176	01/15/2021	W/R	TODD HODKEY	3,710.28	01/19/2021
636177	01/15/2021	W/R	OHIO DEPARTMENT OF COMMERCE	98.25	01/27/2021
636178	01/15/2021	W/R	UNITED ART & EDUCATION SUPPLY	88.50	01/25/2021
636179	01/15/2021	W/W	VINSON GROUP, LLC	2,500.00	
636180	01/15/2021	W/W	W.B. MASON CO., INC.	1,270.71	
636181	01/15/2021	W/R	WELLINGTON IMPLEMENT CO., INC.	31.95	01/25/2021
636182	01/15/2021	W/R	WORLD RISK MANAGEMENT, LLC	43,516.00	01/26/2021
636183	01/15/2021	W/R	ZINKAN ENTERPRISES, INC.	2,496.00	01/25/2021
636184	01/15/2021	W/R	ZOHO CORPORATION	2,828.00	01/25/2021
636185	01/21/2021	W/R	ABC THERAPY, LTD	12,705.02	01/22/2021
636186	01/21/2021	W/R	ALLIED EQUIPMENT COMPANY	146.90	01/25/2021
636187	01/21/2021	W/R	AMAZON.COM	334.96	01/22/2021
636188	01/21/2021	W/W	ASCA	189.00	
636189	01/21/2021	W/R	APPLE COMPUTERS INC.	11,790.00	01/28/2021
636190	01/21/2021	W/R	ARMSTRONG UTILITIES, INC.	1,543.80	01/25/2021
636191	01/21/2021	W/R	ARMSTRONG CABLE	307.85	01/27/2021
636192	01/21/2021	W/R	BORDEN DAIRY	3,314.92	01/26/2021
636193	01/21/2021	W/R	CAPP USA, INC.	327.89	01/27/2021
636194	01/21/2021	W/W	CINTAS CORPORATION	161.40	
636195	01/21/2021	W/R	CLEVELAND PLUMBING	30.25	01/26/2021
636196	01/21/2021	W/R	COLUMBIA GAS OF OHIO, INC	500.75	01/28/2021
636197	01/21/2021	W/R	CRISIS PREVENTON INST, INC.	3,988.95	01/28/2021
636198	01/21/2021	W/R	DATA RECOGNITION CORP.	20,406.18	01/26/2021
636199	01/21/2021	W/R	ELIZABETH BONDI	19.32	01/22/2021

Date: 2/03/2021

C H E C K R E G I S T E R
Processing Month: January 2021
MEDINA CITY SCHOOL DISTRICT

Page: 5
(CHKREG)

Check#	Check Date	Org Sta	Vendor Paid	Check Amount	Status Date
636200	01/21/2021	W/W	ENTERPRISE FLEET MGMT INC.	11,830.95	
636201	01/21/2021	W/W	ERG ENVIRONMENTAL SERVICES	6,660.00	
636202	01/21/2021	W/R	ESC OF MEDINA COUNTY	65,367.26	01/27/2021
636203	01/21/2021	W/R	FASTENAL COMPANY	14.12	01/26/2021
636204	01/21/2021	W/R	FRONTIER NORTH INC	868.48	01/28/2021
636205	01/21/2021	W/R	GRAINGER SUPPLY CO	136.30	01/26/2021
636206	01/21/2021	W/R	GRANT US HOPE	846.00	01/26/2021
636207	01/21/2021	W/R	JOHNSTONE SUPPLY INC.	1,849.68	01/26/2021
636208	01/21/2021	W/R	JOSHEN PAPER & PACKAGING	285.90	01/26/2021
636209	01/21/2021	W/R	KELE INC	72.00	01/25/2021
636210	01/21/2021	W/R	LORI S KELLY	3,385.50	01/22/2021
636211	01/21/2021	W/R	MARS ELECTRIC CO.	162.00	01/25/2021
636212	01/21/2021	W/R	MCMASTER-CARR	401.05	01/25/2021
636213	01/21/2021	W/W	MEDINA COUNTY PORT AUTHORITY	853.00	
636214	01/21/2021	W/W	MEDINA GLASS COMPANY	571.20	
636215	01/21/2021	W/R	MEDINA HARDWARE, INC	146.00	01/28/2021
636216	01/21/2021	W/R	MT BUSINESS TECHNOLOGIES, INC.	458.66	01/26/2021
636217	01/21/2021	W/R	NAEIR	39.50	01/25/2021
636218	01/21/2021	W/W	NAGC	119.00	
636219	01/21/2021	W/R	O.P. AQUATICS	34.45	01/26/2021
636220	01/21/2021	W/R	OHIO EDISON COMPANY	61,851.26	01/26/2021
636221	01/21/2021	W/R	PEPPLE & WAGGONER, LTD	25.00	01/25/2021
636222	01/21/2021	W/R	PETERS KALAIL & MARKAKIS CO	2,585.00	01/22/2021
636223	01/21/2021	W/V	REINHARDT SUPPLY COMPANY	6,226.86	01/27/2021
636224	01/21/2021	W/W	RJ VERNAK REFRIGERATION	542.60	
636225	01/21/2021	W/R	ROJEN COMPANY	18.20	01/25/2021
636226	01/21/2021	W/R	SCHOOL SPECIALTY, INC	82.10	01/22/2021
636227	01/21/2021	W/R	SENDERO THERAPIES, INC.	40,679.72	01/22/2021
636228	01/21/2021	W/R	SHELLY BONNER	48.04	01/22/2021
636229	01/21/2021	W/W	PHONAK LLC	2,450.99	
636230	01/21/2021	W/R	STANDARD WELDING & STEEL	35.58	01/27/2021
636231	01/21/2021	W/R	SUPERIOR TEXT	13.71	01/26/2021
636232	01/21/2021	W/R	TALBERT'S COMMERCIAL PRODUCTS	231.59	01/27/2021
636233	01/21/2021	W/R	TRECA DIGITAL ACADEMY	7,508.67	01/29/2021
636234	01/21/2021	W/R	U S BANK NATIONAL ASSOC (SFX)	1,015.53	01/27/2021
636235	01/21/2021	W/R	VERIZON WIRELESS	84.14	01/29/2021
636236	01/21/2021	W/R	VOLUNTEERNOW	5,000.00	01/29/2021
636237	01/21/2021	W/R	WARD'S SCIENCE	104.05	01/25/2021
636238	01/21/2021	W/R	WOLFF BROS. SUPPLY, INC.	257.55	01/26/2021
636239	01/25/2021	B/R	PATRICIA MEYERS	82.00	01/28/2021
636240	01/25/2021	B/B	JESSICA HARMON	25.00	
636241	01/25/2021	B/B	YI ZHAO	41.00	
636242	01/25/2021	B/B	COLLEEN EASTON	61.00	
636243	01/25/2021	B/B	DANA JOHNSON	65.00	
636244	01/25/2021	B/R	ALLISON KADLEC	41.00	01/29/2021
636245	01/25/2021	B/B	JENNIFER DRESSEL	51.00	
636246	01/25/2021	B/B	SAI MEI LI	59.00	
636247	01/25/2021	B/B	AMANDA HABERNY	91.00	
636248	01/25/2021	B/B	DAVID DI BELLO	25.00	
636249	01/25/2021	B/B	KIM BRIGHTBILL	35.00	
636250	01/25/2021	B/B	KATHERINE ANDREWS	71.00	
636251	01/25/2021	B/R	KERRI BLACK	41.00	01/29/2021

Date: 2/03/2021

C H E C K R E G I S T E R
Processing Month: January 2021
MEDINA CITY SCHOOL DISTRICT

Page: 6
(CHKREG)

Check#	Check Date	Org Sta	Vendor Paid	Check Amount	Status Date
636252	01/25/2021	B/B	SARA ROCHA	41.00	
636253	01/25/2021	B/B	JULIE YANMAZ	35.00	
636254	01/25/2021	B/B	PRAVIN RODRIGUEZ	35.00	
636255	01/25/2021	B/B	AMY HOOVER	95.00	
636256	01/25/2021	B/B	ALEXSIS CELESTE ALVAREZ	10.00	
636257	01/25/2021	B/B	SEAN NORRIS	220.00	
636258	01/25/2021	B/R	STANLEY KULESA	100.00	01/29/2021
636259	01/25/2021	B/B	LAURIE KORN	125.00	
636260	01/28/2021	W/W	ADVANCE AUTO PARTS	50.23	
636261	01/28/2021	W/W	AGPARTS EDUCATION	981.50	
636262	01/28/2021	W/W	AIS COMMERCIAL PARTS & SERVICE	249.90	
636263	01/28/2021	W/R	AMAZON.COM	3,146.81	01/29/2021
636264	01/28/2021	W/R	ANTHONY BELSITO	450.00	01/29/2021
636265	01/28/2021	W/W	APPLE COMPUTERS INC.	6,779.00	
636266	01/28/2021	W/W	APPLE EDUCATION	1,495.00	
636267	01/28/2021	W/W	APPLIED MSS	196.01	
636268	01/28/2021	W/W	AQUACLEAR	46.00	
636269	01/28/2021	W/W	ARMSTRONG UTILITIES, INC.	512.52	
636270	01/28/2021	W/W	ARMSTRONG CABLE	267.85	
636271	01/28/2021	W/W	B & C COMMUNICATIONS	1,200.79	
636272	01/28/2021	W/W	BANNER SUPPLY COMPANY INC	76.81	
636273	01/28/2021	W/W	BARNES & NOBLE EDUCATION, INC	111.80	
636274	01/28/2021	W/W	BARNES & NOBLE BOOKSELLERS	298.88	
636275	01/28/2021	W/W	BLICK ART MATERIALS LLC	1,597.85	
636276	01/28/2021	W/W	BOARDMAN LOCAL SCHOOLS	200.00	
636277	01/28/2021	W/W	BORDEN DAIRY	2,769.91	
636278	01/28/2021	W/W	BRUNSWICK ATHLETIC DEPT	76.54	
636279	01/28/2021	W/W	C MARTIN TRUCKING	1,262.02	
636280	01/28/2021	W/W	CARDINAL BUS SALES & SERV INC	1,574.83	
636281	01/28/2021	W/W	CDWG	303.15	
636282	01/28/2021	W/W	CENTERRA CO-OP	5,565.60	
636283	01/28/2021	W/W	CENTRAL INSTRUMENT CO.	90.00	
636284	01/28/2021	W/W	CENTRAL RESTAURANT PRODUCTS	32.59	
636285	01/28/2021	W/W	CINTAS CORPORATION	791.20	
636286	01/28/2021	W/W	COCA COLA BOTTLING CO CSLDT	369.00	
636287	01/28/2021	W/W	COLUMBIA GAS OF OHIO, INC	57.98	
636288	01/28/2021	W/W	COPLEY HIGH SCHOOL	75.00	
636289	01/28/2021	W/W	CRISIS PREVENTON INST, INC.	399.90	
636290	01/28/2021	W/W	CRITCHFIELD, CRITCHFIELD	125.00	
636291	01/28/2021	W/W	CUMMINS INTERSTATE POWER INC	423.23	
636292	01/28/2021	W/W	DE LAGE LANDEN FINANCIAL	1,308.69	
636293	01/28/2021	W/W	DEMCO INC	229.52	
636294	01/28/2021	W/W	EASY GRAPHICS CORP	6,212.00	
636295	01/28/2021	W/W	FARMERS EXCHANGE CO INC	538.02	
636296	01/28/2021	W/W	BC TECHNOLOGIES CO	1,720.00	
636297	01/28/2021	W/W	FOLLETT SCHOOL SOLUTIONS INC	91.40	
636298	01/28/2021	W/W	FRONTIER NORTH INC	45.67	
636299	01/28/2021	W/R	HARPLEY CS LLC	1,320.00	01/29/2021
636300	01/28/2021	W/W	HIGH SCHOOL AD NETWORK LLC	32.00	
636301	01/28/2021	W/W	INNOVATIVE SOLUTIONS	1,995.00	
636302	01/28/2021	W/W	MEDINA COUNTY TREASURER	42.16	
636303	01/28/2021	W/W	JOSHEN PAPER & PACKAGING	1,156.35	

Date: 2/03/2021

C H E C K R E G I S T E R
Processing Month: January 2021
MEDINA CITY SCHOOL DISTRICT

Page: 7
(CHKREG)

Check#	Check Date	Org Sta	Vendor Paid	Check Amount	Status Date
636304	01/28/2021	W/W	JOSTENS INC	212.94	
636305	01/28/2021	W/W	LEARNING A-Z	118.00	
636306	01/28/2021	W/W	LODI LUMBER CO	727.14	
636307	01/28/2021	W/W	MACKIN EDUCATIONAL RESOURCES	142.07	
636308	01/28/2021	W/W	MARS ELECTRIC CO.	232.93	
636309	01/28/2021	W/W	MATH LEARNING CENTER	119.50	
636310	01/28/2021	W/W	MCMASTER-CARR	697.22	
636311	01/28/2021	W/R	MCS FOOD SERVICE DEPT.	77.92	01/29/2021
636312	01/28/2021	W/W	MEDINA COUNTY BOARD OF	507.76	
636313	01/28/2021	W/W	MEDINA GLASS COMPANY	7,350.00	
636314	01/28/2021	W/R	MELISSA ALICE COTTAGE	306.00	01/29/2021
636315	01/28/2021	W/R	MICHAEL WESNER	3,192.69	01/29/2021
636316	01/28/2021	W/W	NE BOWLING TOURNAMENT	120.00	
636317	01/28/2021	W/R	NICHOLAS BRANDON MACLARREN	131.25	01/29/2021
636318	01/28/2021	W/W	NICKLES BAKERY	81.90	
636319	01/28/2021	W/W	NORTH GATEWAY TIRE CO INC	27.49	
636320	01/28/2021	W/W	OHIO EDISON COMPANY	680.15	
636321	01/28/2021	W/W	ORLO AUTO PARTS INC	500.51	
636322	01/28/2021	W/W	OTC BRANDS INC	280.62	
636323	01/28/2021	W/W	PROJECT LEAD THE WAY INC	33,025.00	
636324	01/28/2021	W/W	RAFCOMM, INC.	98.63	
636325	01/28/2021	W/W	REALLY GOOD STUFF LLC	29.50	
636326	01/28/2021	W/R	REBECCA GIBSON	81.78	01/29/2021
636327	01/28/2021	W/R	REDTREE INVESTMENT GROUP	1,599.52	01/29/2021
636328	01/28/2021	W/W	REINHARDT SUPPLY COMPANY	6,742.88	
636329	01/28/2021	W/W	REPL.IT, INC.	227.50	
636330	01/28/2021	W/W	ROBOTICS TECHNOLOGIES, INC	373.02	
636331	01/28/2021	W/W	ROJEN COMPANY	440.48	
636332	01/28/2021	W/W	SCHOLASTIC BOOK CLUBS, INC	364.55	
636333	01/28/2021	W/W	SCHOLASTIC MAGAZINES	113.40	
636334	01/28/2021	W/R	SCHOOL SPECIALTY, INC	468.43	01/29/2021
636335	01/28/2021	W/W	SCOTT SCRIVEN LLP	1,350.00	
636336	01/28/2021	W/W	SHERWIN WILLIAMS COMPANY	157.62	
636337	01/28/2021	W/W	SHIFFLER EQUIPMENT SALES INC	30.61	
636338	01/28/2021	W/W	SMETZER'S TIRE CENTER, INC.	294.90	
636339	01/28/2021	W/W	STAPLES INC	133.28	
636340	01/28/2021	W/R	STEVEN MISHLER	155.88	01/29/2021
636341	01/28/2021	W/W	SUBURBAN SCHOOL	48,921.50	
636342	01/28/2021	W/W	SUPERIOR PETROLEUM EQUIPMENT	418.98	
636343	01/28/2021	W/W	SUPERIOR TEXT	838.86	
636344	01/28/2021	W/W	TALBERT'S COMMERCIAL PRODUCTS	215.70	
636345	01/28/2021	W/R	TECHNOLOGY ENGINEERING	400.00	01/29/2021
636346	01/28/2021	W/W	TES THERAPY	5,453.40	
636347	01/28/2021	W/W	TRANSPORTATION ACCESSORIES	398.50	
636348	01/28/2021	W/W	UNITED ART & EDUCATION SUPPLY	226.59	
636349	01/28/2021	W/W	US BANK EQUIPMENT FINANCE	11,415.00	
636350	01/28/2021	W/W	VALORE'S TRUCK PAINTING &	1,880.70	
636351	01/28/2021	W/W	VERIZON BUSINESS	697.08	
636352	01/28/2021	W/W	WOLFF BROS. SUPPLY, INC.	51.65	
636353	01/28/2021	W/W	WOOSTER SPEECH & DEBATE PARENT	130.00	
636354	01/28/2021	W/W	ZANER-BLOSER, INC	46.76	
942538	01/15/2021	C/C	MEMO -MEDINA CITY SCHOOLS	2,041,798.79	

Date: 2/03/2021

C H E C K R E G I S T E R
Processing Month: January 2021
MEDINA CITY SCHOOL DISTRICT

Page: 8
(CHKREG)

Check#	Check Date	Org Sta	Vendor Paid	Check Amount	Status Date
942539	01/29/2021	C/C MEMO	-MEDINA CITY SCHOOLS	2,045,447.74	
Total Checks Issued				\$ 8,185,699.75	

Date: 02/03/21
Time: 3:33 pm

MEDINA CITY SCHOOL DISTRICT
Appropriation Account Summary
SORTED BY FUND-SCC

Page: 1
(APPSUM)

FYTD Appropriated	Prior FY Carryover Encumbrances	FYTD Expendable	FYTD Actual Expenditures	MTD Actual Expenditures	Current Encumbrances	FYTD Unencumbered Balance	FYTD Percent Exp/Enc
*****TOTAL FOR FUND-SCC 001 0000 (GENERAL FUND):							
78,955,213.00	977,435.17	79,932,648.17	45,164,106.88	6,027,171.65	2,269,187.21	32,499,354.08	59.34
=====							
*****TOTAL FOR FUND-SCC 002 9000 (BOND RETIREMENT - NEW ELEM/SR HIGH):							
4,296,036.50	0.00	4,296,036.50	3,678,951.79	0.00	573,143.25	43,941.46	98.98
=====							
*****TOTAL FOR FUND-SCC 002 9012 (LOCAL SALES TAX RETIREMENT OF COPS):							
1,741,187.50	0.00	1,741,187.50	1,309,243.75	0.00	428,193.75	3,750.00	99.78
=====							
*****TOTAL FOR FUND-SCC 002 9014 (CONSOLIDATION - ENERGY & TRANSP NOTES):							
337,756.25	0.00	337,756.25	328,543.74	0.00	9,212.50	0.01	100.00
=====							
*****TOTAL FOR FUND-SCC 003 9000 (PERMANENT IMPROVEMENT FUND):							
13,601.14	0.00	13,601.14	0.00	0.00	0.00	13,601.14	0.00
=====							
*****TOTAL FOR FUND-SCC 003 9001 (MEDINA CITY REC CENTER-PERMANENT IMPROV.):							
100,000.00	3,236.25	103,236.25	51,806.57	30,435.68-	39,950.84	11,478.84	88.88
=====							
*****TOTAL FOR FUND-SCC 006 0000 (LUNCHROOM FUND):							
2,604,583.56	57,425.93	2,662,009.49	1,017,608.26	132,390.67	150,265.89	1,494,135.34	43.87
=====							
*****TOTAL FOR FUND-SCC 007 9004 (COLLINS SCHOLARSHIP/POST-GRADUATE):							
18,000.00	0.00	18,000.00	0.00	0.00	18,000.00	0.00	100.00
=====							
*****TOTAL FOR FUND-SCC 007 9111 (CHARLES STANGEL SCHOLARSHIP FUND):							
500.00	0.00	500.00	0.00	0.00	0.00	500.00	0.00
=====							
*****TOTAL FOR FUND-SCC 007 9333 (RIOS STUDENT LEADER SCHOLAR.):							
4,000.00	0.00	4,000.00	0.00	0.00	4,000.00	0.00	100.00
=====							

Date: 02/03/21
Time: 3:33 pm

MEDINA CITY SCHOOL DISTRICT
Appropriation Account Summary
SORTED BY FUND-SCC

Page: 2
(APPSUM)

FYTD Appropriated	Prior FY Carryover Encumbrances	FYTD Expendable	FYTD Actual Expenditures	MTD Actual Expenditures	Current Encumbrances	FYTD Unencumbered Balance	FYTD Percent Exp/Enc
*****TOTAL FOR FUND-SCC 008 9002 (KANEHL MUSIC TRUST):							
250.00	0.00	250.00	0.00	0.00	250.00	0.00	100.00
=====							
*****TOTAL FOR FUND-SCC 008 9003 (RICHARD HOFFMAN COLLINS MEMORIAL SCHOLARSHIP):							
30,000.00	0.00	30,000.00	0.00	0.00	25,000.00	5,000.00	83.33
=====							
*****TOTAL FOR FUND-SCC 008 9112 (ELAINE BUSHMAN FUND):							
400.00	0.00	400.00	0.00	0.00	400.00	0.00	100.00
=====							
*****TOTAL FOR FUND-SCC 009 9000 (STAR):							
35,912.71	0.00	35,912.71	0.00	0.00	28,068.00	7,844.71	78.16
=====							
*****TOTAL FOR FUND-SCC 009 9110 (UNIFORM SUPPLIES GARFIELD):							
6,206.00	0.00	6,206.00	4,022.23	164.38	692.65	1,491.12	75.97
=====							
*****TOTAL FOR FUND-SCC 009 9120 (UNIFORM SUPPLIES - CANAVAN):							
11,096.00	0.00	11,096.00	7,248.16	0.00	3,000.00	847.84	92.36
=====							
*****TOTAL FOR FUND-SCC 009 9130 (UNIFORM SUPPLIES - FENN):							
14,059.29	0.00	14,059.29	10,689.21	69.22	2,717.62	652.46	95.36
=====							
*****TOTAL FOR FUND-SCC 009 9140 (UNIFORM SUPPLIES - HERITAGE):							
10,236.00	0.00	10,236.00	6,122.84	72.39	952.81	3,160.35	69.13
=====							
*****TOTAL FOR FUND-SCC 009 9160 (UNIFORM SUPPLIES - BLAKE):							
11,422.00	0.00	11,422.00	7,334.95	149.87	1,600.13	2,486.92	78.23
=====							
*****TOTAL FOR FUND-SCC 009 9170 (UNIFORM SUPPLIES - RALPH WAITE ELEMENTARY):							
14,448.00	0.00	14,448.00	10,628.86	49.71-	573.96	3,245.18	77.54
=====							

Date: 02/03/21
Time: 3:33 pm

MEDINA CITY SCHOOL DISTRICT
Appropriation Account Summary
SORTED BY FUND-SCC

Page: 3
(APPSUM)

FYTD Appropriated	Prior FY Carryover Encumbrances	FYTD Expendable	FYTD Actual Expenditures	MTD Actual Expenditures	Current Encumbrances	FYTD Unencumbered Balance	FYTD Percent Exp/Enc
*****TOTAL FOR FUND-SCC 009 9180 (UNIFORM SUPPLIES - ELIZA NORTHROP ELEMENTARY):							
12,418.00	0.00	12,418.00	9,392.37	661.04	2,934.48	91.15	99.27
=====							
*****TOTAL FOR FUND-SCC 009 9200 (UNIFORM SUPPLIES - CLAGGETT MIDDLE SCHOOL):							
28,210.00	0.00	28,210.00	12,872.01	495.29	12,483.31	2,854.68	89.88
=====							
*****TOTAL FOR FUND-SCC 009 9210 (UNIFORM SUPPLIES - A.I. ROOT MIDDLE SCHOOL):							
23,253.00	0.00	23,253.00	12,460.88	252.06	8,899.12	1,893.00	91.86
=====							
*****TOTAL FOR FUND-SCC 009 9300 (UNIFORM SUPPLIES - SENIOR HIGH SCHOOL):							
180,156.00	15,778.55	195,934.55	45,622.03	4,135.63	49,075.56	101,236.96	48.33
=====							
*****TOTAL FOR FUND-SCC 014 9016 (MEDINA CNTY JUV DET CNTR):							
313,822.00	0.00	313,822.00	188,515.10	24,046.75	0.00	125,306.90	60.07
=====							
*****TOTAL FOR FUND-SCC 014 9116 (EVOLVE):							
1,136,475.00	782.79	1,137,257.79	598,505.03	54,806.35	74,977.94	463,774.82	59.22
=====							
*****TOTAL FOR FUND-SCC 016 0000 (EMERGENCY LEVY):							
6,268,587.41	357,885.89	6,626,473.30	4,995,204.15	674,301.66	335,497.83	1,295,771.32	80.45
=====							
*****TOTAL FOR FUND-SCC 018 9000 (PUBLIC SCHOOL SUPPORT - SUPERINTENDENT):							
10.00	0.00	10.00	0.00	0.00	0.00	10.00	0.00
=====							
*****TOTAL FOR FUND-SCC 018 9110 (PRINCIPAL'S FUND - GARFIELD):							
15,600.00	0.00	15,600.00	3,818.54	458.57	2,496.61	9,284.85	40.48
=====							
*****TOTAL FOR FUND-SCC 018 9113 (GARFIELD MEDIA CENTER):							
2,100.00	0.00	2,100.00	0.00	0.00	0.00	2,100.00	0.00
=====							

Date: 02/03/21
Time: 3:33 pm

MEDINA CITY SCHOOL DISTRICT
Appropriation Account Summary
SORTED BY FUND-SCC

Page: 4
(APPSUM)

FYTD Appropriated	Prior FY Carryover Encumbrances	FYTD Expendable	FYTD Actual Expenditures	MTD Actual Expenditures	Current Encumbrances	FYTD Unencumbered Balance	FYTD Percent Exp/Enc
*****TOTAL FOR FUND-SCC 018 9120 (PRINCIPAL - CANAVAN):							
10,196.00	621.00	10,817.00	3,499.04	247.01	3,826.57	3,491.39	67.72
=====							
*****TOTAL FOR FUND-SCC 018 9123 (BOOK FAIR - CANAVAN):							
5,060.00	0.00	5,060.00	0.00	0.00	0.00	5,060.00	0.00
=====							
*****TOTAL FOR FUND-SCC 018 9130 (PRINCIPAL - FENN):							
19,000.00	0.00	19,000.00	6,157.39	198.92	3,381.08	9,461.53	50.20
=====							
*****TOTAL FOR FUND-SCC 018 9132 (FENN SCHOOL STORE):							
1,460.83	0.00	1,460.83	1,460.83	0.00	0.00	0.00	100.00
=====							
*****TOTAL FOR FUND-SCC 018 9133 (BOOK FAIR - FENN):							
150.00	0.00	150.00	34.30	0.00	50.00	65.70	56.20
=====							
*****TOTAL FOR FUND-SCC 018 9140 (PRINCIPAL'S FUND - HERITAGE):							
26,750.00	0.00	26,750.00	7,520.96	126.27	1,461.10	17,767.94	33.58
=====							
*****TOTAL FOR FUND-SCC 018 9143 (HERITAGE MEDIA CENTER):							
6,000.00	0.00	6,000.00	0.00	0.00	0.00	6,000.00	0.00
=====							
*****TOTAL FOR FUND-SCC 018 9160 (PRINCIPAL'S FUND - H G BLAKE):							
19,400.00	3,733.99	23,133.99	11,207.82	757.25	781.25	11,144.92	51.82
=====							
*****TOTAL FOR FUND-SCC 018 9161 (PBIS - BLAKE):							
5,000.00	0.00	5,000.00	0.00	0.00	0.00	5,000.00	0.00
=====							
*****TOTAL FOR FUND-SCC 018 9163 (BLAKE MEDIA CENTER):							
10,000.00	0.00	10,000.00	50.00	0.00	0.00	9,950.00	0.50
=====							

Date: 02/03/21
Time: 3:33 pm

MEDINA CITY SCHOOL DISTRICT
Appropriation Account Summary
SORTED BY FUND-SCC

Page: 5
(APPSUM)

FYTD Appropriated	Prior FY Carryover Encumbrances	FYTD Expendable	FYTD Actual Expenditures	MTD Actual Expenditures	Current Encumbrances	FYTD Unencumbered Balance	FYTD Percent Exp/Enc
*****TOTAL FOR FUND-SCC 018 9170 (PRINCIPALS FUND - RALPH WAITE ELEMENTARY):							
20,300.00	0.00	20,300.00	167.85	0.00	750.00	19,382.15	4.52
=====							
*****TOTAL FOR FUND-SCC 018 9171 (WAITE SCHOOL STORE):							
30.00	0.00	30.00	0.00	0.00	0.00	30.00	0.00
=====							
*****TOTAL FOR FUND-SCC 018 9173 (MEDIA CENTER RALPH WAITE ELEMENTARY):							
10,000.00	0.00	10,000.00	0.00	0.00	0.00	10,000.00	0.00
=====							
*****TOTAL FOR FUND-SCC 018 9180 (PRINCIPALS FUND ELIZA NORTHROP ELEMENTARY):							
27,100.00	0.00	27,100.00	6,570.40	86.00	2,814.00	17,715.60	34.63
=====							
*****TOTAL FOR FUND-SCC 018 9183 (MEDIA CENTER ELIZA NORTHROP ELEMENTARY):							
5,000.00	0.00	5,000.00	0.00	0.00	0.00	5,000.00	0.00
=====							
*****TOTAL FOR FUND-SCC 018 9200 (PRINCIPAL'S FUND - CLAGGETT M.S.):							
29,200.00	0.00	29,200.00	3,278.28	208.14	2,308.30	23,613.42	19.13
=====							
*****TOTAL FOR FUND-SCC 018 9203 (CLAGGETT M.S. MEDIA CENTER):							
3,200.00	0.00	3,200.00	78.11-	0.00	0.00	3,278.11	2.44-
=====							
*****TOTAL FOR FUND-SCC 018 9210 (PRINCIPAL'S FUND - ROOT M.S.):							
26,552.00	42.00	26,594.00	1,753.94	58.00	18,445.97	6,394.09	75.96
=====							
*****TOTAL FOR FUND-SCC 018 9211 (ROOT M.S. MEDIA CENTER):							
3,060.00	0.00	3,060.00	50.00	0.00	0.00	3,010.00	1.63
=====							
*****TOTAL FOR FUND-SCC 018 9300 (PRINCIPAL'S FUND - SENIOR HIGH):							
28,981.00	400.00	29,381.00	1,360.06	0.00	24,808.74	3,212.20	89.07
=====							

Date: 02/03/21
Time: 3:33 pm

MEDINA CITY SCHOOL DISTRICT
Appropriation Account Summary
SORTED BY FUND-SCC

Page: 6
(APPSUM)

FYTD Appropriated	Prior FY Carryover Encumbrances	FYTD Expendable	FYTD Actual Expenditures	MTD Actual Expenditures	Current Encumbrances	FYTD Unencumbered Balance	FYTD Percent Exp/Enc
*****TOTAL FOR FUND-SCC 018 9301 (MEDIA CENTER FUND):							
0.00	0.00	0.00	50.00-	0.00	0.00	50.00	0.00
=====							
*****TOTAL FOR FUND-SCC 018 9303 (PERFORMING ARTS):							
44,650.00	0.00	44,650.00	5,600.20	0.00	39,328.08	278.28-	100.62
=====							
*****TOTAL FOR FUND-SCC 018 9304 (BUZZ):							
14,400.00	0.00	14,400.00	885.48	50.98	13,409.33	105.19	99.27
=====							
*****TOTAL FOR FUND-SCC 018 9306 (FEED THE BEES):							
6,000.00	1,900.17	7,900.17	2,105.47	304.07	4,035.13	1,759.57	77.73
=====							
*****TOTAL FOR FUND-SCC 018 9900 (INSERVICE - CENTRAL):							
2,221.00	0.00	2,221.00	0.00	0.00	0.00	2,221.00	0.00
=====							
*****TOTAL FOR FUND-SCC 018 9901 (PUBLIC SCHOOL SUPPORT - INSTRUCTION DEPT.):							
552.00	0.00	552.00	0.00	0.00	0.00	552.00	0.00
=====							
*****TOTAL FOR FUND-SCC 018 9902 (INSERVICE - SUPERINTENDENT):							
14,833.00	0.00	14,833.00	0.00	0.00	0.00	14,833.00	0.00
=====							
*****TOTAL FOR FUND-SCC 018 9903 (BOARD/STUDENT DEVELOPMENT):							
1,680.00	0.00	1,680.00	0.00	0.00	0.00	1,680.00	0.00
=====							
*****TOTAL FOR FUND-SCC 018 9904 (WELLNESS FUND):							
301.00	0.00	301.00	0.00	0.00	0.00	301.00	0.00
=====							
*****TOTAL FOR FUND-SCC 018 9906 (COMMUNICATIONS - PUBLIC SCHOOL SUPPORT):							
3,800.00	0.00	3,800.00	3,255.00	0.00	0.00	545.00	85.66
=====							

Date: 02/03/21
Time: 3:33 pm

MEDINA CITY SCHOOL DISTRICT
Appropriation Account Summary
SORTED BY FUND-SCC

Page: 7
(APPSUM)

FYTD Appropriated	Prior FY Carryover Encumbrances	FYTD Expendable	FYTD Actual Expenditures	MTD Actual Expenditures	Current Encumbrances	FYTD Unencumbered Balance	FYTD Percent Exp/Enc
*****TOTAL FOR FUND-SCC 018 9907 (STEAM - SUMMER ENRICHMENT):							
4,316.00	0.00	4,316.00	0.00	0.00	0.00	4,316.00	0.00
=====							
*****TOTAL FOR FUND-SCC 018 9914 (END OF YEAR):							
1,500.00	0.00	1,500.00	0.00	0.00	0.00	1,500.00	0.00
=====							
*****TOTAL FOR FUND-SCC 018 9915 (BIKE TO SCHOOL):							
1,500.00	0.00	1,500.00	0.00	0.00	0.00	1,500.00	0.00
=====							
*****TOTAL FOR FUND-SCC 018 9916 (SPIRIT NIGHT):							
2,100.00	0.00	2,100.00	0.00	0.00	0.00	2,100.00	0.00
=====							
*****TOTAL FOR FUND-SCC 018 9918 (FAMILY FIRST):							
900.00	0.00	900.00	0.00	0.00	0.00	900.00	0.00
=====							
*****TOTAL FOR FUND-SCC 018 9919 (STUDENT ART SHOW):							
300.00	0.00	300.00	61.10	61.10	238.90	0.00	100.00
=====							
*****TOTAL FOR FUND-SCC 018 9920 (TRSP FUND):							
300.00	0.00	300.00	0.00	0.00	300.00	0.00	100.00
=====							
*****TOTAL FOR FUND-SCC 018 9930 (Resource Connection):							
900.00	0.00	900.00	0.00	0.00	0.00	900.00	0.00
=====							
*****TOTAL FOR FUND-SCC 019 9000 (ADAMH GRANT):							
6,000.00	0.00	6,000.00	0.00	0.00	1,159.00	4,841.00	19.32
=====							
*****TOTAL FOR FUND-SCC 019 9121 (ADAMH GRANT):							
40,888.00	0.00	40,888.00	0.00	0.00	0.00	40,888.00	0.00
=====							

Date: 02/03/21
Time: 3:33 pm

MEDINA CITY SCHOOL DISTRICT
Appropriation Account Summary
SORTED BY FUND-SCC

Page: 8
(APPSUM)

FYTD Appropriated	Prior FY Carryover Encumbrances	FYTD Expendable	FYTD Actual Expenditures	MTD Actual Expenditures	Current Encumbrances	FYTD Unencumbered Balance	FYTD Percent Exp/Enc
*****TOTAL FOR FUND-SCC 019 9301 (PPG GRANT - ROBOTICS):							
1,000.00	0.00	1,000.00	0.00	0.00	0.00	1,000.00	0.00
=====							
*****TOTAL FOR FUND-SCC 020 9001 (TRANSPORTATION ENTERPRISE):							
15,000.00	6,328.37	21,328.37	19,830.43	825.98	1,174.02	323.92	98.48
=====							
*****TOTAL FOR FUND-SCC 022 9000 (Unclaimed funds):							
10,000.00	0.00	10,000.00	1,723.11	16.85-	8,276.89	0.00	100.00
=====							
*****TOTAL FOR FUND-SCC 022 9300 (OH HIGH SCHOOL ATH ASSOC FUND):							
37,500.00	0.00	37,500.00	7,165.01	210.00-	0.00	30,334.99	19.11
=====							
*****TOTAL FOR FUND-SCC 024 9001 (MEDICAL AND DRUG/SELF INSURANCE FUNDS):							
9,102,203.00	0.00	9,102,203.00	5,910,368.34	728,421.85	2,514,097.43	677,737.23	92.55
=====							
*****TOTAL FOR FUND-SCC 024 9002 (DENTAL SELF INSURANCE FUNDS):							
680,000.00	0.00	680,000.00	351,235.37	47,883.13	122,116.87	206,647.76	69.61
=====							
*****TOTAL FOR FUND-SCC 024 9094 (FLEX PRO):							
215,363.00	410.70	215,773.70	110,425.75	20,484.50	104,447.95	900.00	99.58
=====							
*****TOTAL FOR FUND-SCC 027 0000 (WORKMANS COMP.-SELF INS):							
185,991.00	0.00	185,991.00	107,240.12	47,530.48	63,816.21	14,934.67	91.97
=====							
*****TOTAL FOR FUND-SCC 071 9013 (LOCAL SALES TAX PERMANENT IMPROVEMENTS):							
3,490,972.50	1,050,083.63	4,541,056.13	2,747,979.53	68,817.35	218,405.82	1,574,670.78	65.32
=====							
*****TOTAL FOR FUND-SCC 200 9110 (GARFIELD STUDENT COUNCIL/K-KIDS CLUB):							
300.00	0.00	300.00	0.00	0.00	150.00	150.00	50.00
=====							

Date: 02/03/21
Time: 3:33 pm

MEDINA CITY SCHOOL DISTRICT
Appropriation Account Summary
SORTED BY FUND-SCC

Page: 9
(APPSUM)

FYTD Appropriated	Prior FY Carryover Encumbrances	FYTD Expendable	FYTD Actual Expenditures	MTD Actual Expenditures	Current Encumbrances	FYTD Unencumbered Balance	FYTD Percent Exp/Enc
*****TOTAL FOR FUND-SCC 200 9111 (GARFIELD CHESS CLUB):							
200.00	0.00	200.00	0.00	0.00	0.00	200.00	0.00
=====							
*****TOTAL FOR FUND-SCC 200 9121 (ELLA CANAVAN STUDENT COUNCIL):							
234.00	0.00	234.00	0.00	0.00	200.00	34.00	85.47
=====							
*****TOTAL FOR FUND-SCC 200 9185 (K-KIDS KIWANIS ACTIVITY CLUB-NORTHROP):							
1,500.00	0.00	1,500.00	0.00	0.00	0.00	1,500.00	0.00
=====							
*****TOTAL FOR FUND-SCC 200 9202 (CLAGGETT MIDDLE SCH. STUDENT COUNCIL):							
2,186.00	0.00	2,186.00	100.00	0.00	1,000.00	1,086.00	50.32
=====							
*****TOTAL FOR FUND-SCC 200 9205 (CLAGGETT MIDDLE SCH. BUILDERS CLUB):							
311.00	0.00	311.00	0.00	0.00	0.00	311.00	0.00
=====							
*****TOTAL FOR FUND-SCC 200 9209 (CLAGGETT MIDDLE SCHOOL DRAMA CLUB):							
4,953.50	0.00	4,953.50	0.00	0.00	0.00	4,953.50	0.00
=====							
*****TOTAL FOR FUND-SCC 200 9253 (BUILDERS' CLUB - ROOT M.S.):							
2,000.00	0.00	2,000.00	0.00	0.00	1,700.00	300.00	85.00
=====							
*****TOTAL FOR FUND-SCC 200 9254 (HONORS ACADEMY - ROOT):							
4,000.00	0.00	4,000.00	385.00	0.00	2,000.00	1,615.00	59.63
=====							
*****TOTAL FOR FUND-SCC 200 9256 (DRAMA CLUB - ROOT M.S.):							
4,250.00	0.00	4,250.00	0.00	0.00	0.00	4,250.00	0.00
=====							
*****TOTAL FOR FUND-SCC 200 9258 (STUDENT COUNCIL - ROOT M.S.):							
2,050.00	0.00	2,050.00	0.00	0.00	1,750.00	300.00	85.37
=====							

Date: 02/03/21
Time: 3:33 pm

MEDINA CITY SCHOOL DISTRICT
Appropriation Account Summary
SORTED BY FUND-SCC

Page: 10
(APPSUM)

FYTD Appropriated	Prior FY Carryover Encumbrances	FYTD Expendable	FYTD Actual Expenditures	MTD Actual Expenditures	Current Encumbrances	FYTD Unencumbered Balance	FYTD Percent Exp/Enc
*****TOTAL FOR FUND-SCC 200 9301 (YOUNG AMERICANS FOR FREEDOM):							
55.00	0.00	55.00	53.05	0.00	0.00	1.95	96.45
=====							
*****TOTAL FOR FUND-SCC 200 9302 (ART CLUB):							
800.00	0.00	800.00	0.00	0.00	800.00	0.00	100.00
=====							
*****TOTAL FOR FUND-SCC 200 9303 (CULTURAL EXPLORATION):							
60.00	0.00	60.00	0.00	0.00	60.00	0.00	100.00
=====							
*****TOTAL FOR FUND-SCC 200 9305 (CHEMCLUB):							
1,575.00	0.00	1,575.00	1,566.46	0.00	0.00	8.54	99.46
=====							
*****TOTAL FOR FUND-SCC 200 9307 (VOCAL):							
38,000.00	0.00	38,000.00	1,383.82	0.00	35,003.30	1,612.88	95.76
=====							
*****TOTAL FOR FUND-SCC 200 9309 (IMPROV CLUB):							
2,700.00	0.00	2,700.00	0.00	0.00	2,700.00	0.00	100.00
=====							
*****TOTAL FOR FUND-SCC 200 9312 (DRAMA CLUB):							
17,000.00	0.00	17,000.00	180.44	45.39	16,800.76	18.80	99.89
=====							
*****TOTAL FOR FUND-SCC 200 9314 (MEDINA OUTDOORS CLUB):							
450.00	0.00	450.00	0.00	0.00	450.00	0.00	100.00
=====							
*****TOTAL FOR FUND-SCC 200 9315 (FELLOWSHIP OF CHRISTIAN ATHLETES):							
700.00	0.00	700.00	0.00	0.00	700.00	0.00	100.00
=====							
*****TOTAL FOR FUND-SCC 200 9318 (GIRLS LEADERSHIP CLUB):							
3,100.00	0.00	3,100.00	0.00	0.00	3,100.00	0.00	100.00
=====							

Date: 02/03/21
Time: 3:33 pm

MEDINA CITY SCHOOL DISTRICT
Appropriation Account Summary
SORTED BY FUND-SCC

Page: 11
(APPSUM)

FYTD Appropriated	Prior FY Carryover Encumbrances	FYTD Expendable	FYTD Actual Expenditures	MTD Actual Expenditures	Current Encumbrances	FYTD Unencumbered Balance	FYTD Percent Exp/Enc
*****TOTAL FOR FUND-SCC 200 9321 (KEY CLUB):							
10,000.00	0.00	10,000.00	827.79	0.00	9,172.21	0.00	100.00
=====							
*****TOTAL FOR FUND-SCC 200 9323 (MEDINAMITE):							
2,000.00	279.00	2,279.00	0.00	0.00	2,000.00	279.00	87.76
=====							
*****TOTAL FOR FUND-SCC 200 9324 (MEDINIAN):							
11,000.00	0.00	11,000.00	249.00	0.00	10,751.00	0.00	100.00
=====							
*****TOTAL FOR FUND-SCC 200 9325 (MHS BAND):							
23,000.00	6,721.26	29,721.26	1,587.73	1,315.00-	15,189.28	12,944.25	56.45
=====							
*****TOTAL FOR FUND-SCC 200 9326 (NATIONAL HONOR SOCIETY):							
3,500.00	0.00	3,500.00	0.00	0.00	3,500.00	0.00	100.00
=====							
*****TOTAL FOR FUND-SCC 200 9327 (ORCHESTRA):							
3,000.00	2,305.99	5,305.99	295.00	0.00	2,705.00	2,305.99	56.54
=====							
*****TOTAL FOR FUND-SCC 200 9330 (SCIENCE OLYMPIAD CLUB):							
2,120.00	0.00	2,120.00	682.94	212.94	1,437.06	0.00	100.00
=====							
*****TOTAL FOR FUND-SCC 200 9332 (SPANISH CLUB):							
5,280.00	0.00	5,280.00	0.00	0.00	5,280.00	0.00	100.00
=====							
*****TOTAL FOR FUND-SCC 200 9333 (STUDENT COUNCIL):							
60,000.00	0.00	60,000.00	1,251.00	0.00	57,749.00	1,000.00	98.33
=====							
*****TOTAL FOR FUND-SCC 200 9335 (LATIN CLUB):							
5,500.00	0.00	5,500.00	0.00	0.00	5,500.00	0.00	100.00
=====							

Date: 02/03/21
Time: 3:33 pm

MEDINA CITY SCHOOL DISTRICT
Appropriation Account Summary
SORTED BY FUND-SCC

Page: 12
(APPSUM)

FYTD Appropriated	Prior FY Carryover Encumbrances	FYTD Expendable	FYTD Actual Expenditures	MTD Actual Expenditures	Current Encumbrances	FYTD Unencumbered Balance	FYTD Percent Exp/Enc
*****TOTAL FOR FUND-SCC 200 9337 (AMERICAN SIGN LANGUAGE CLUB):							
150.00	0.00	150.00	0.00	0.00	150.00	0.00	100.00
=====							
*****TOTAL FOR FUND-SCC 200 9339 (SPEECH/DEBATE CLUB):							
28,500.00	0.00	28,500.00	1,502.99	130.00	26,997.00	0.01	100.00
=====							
*****TOTAL FOR FUND-SCC 200 9340 (STUDENT'S H.O.P.E.):							
1,000.00	0.00	1,000.00	82.90	57.50	974.60	57.50-	105.75
=====							
*****TOTAL FOR FUND-SCC 200 9346 (PENGUIN BOWL/NOSB):							
500.00	0.00	500.00	0.00	0.00	500.00	0.00	100.00
=====							
*****TOTAL FOR FUND-SCC 200 9350 (TECHNOLOGY CLUB):							
1,800.00	0.00	1,800.00	0.00	0.00	1,800.00	0.00	100.00
=====							
*****TOTAL FOR FUND-SCC 200 9352 (VIDEO CLUB - SR HI):							
6,000.00	0.00	6,000.00	160.54	0.00	5,839.46	0.00	100.00
=====							
*****TOTAL FOR FUND-SCC 200 9353 (CHINESE CLUB):							
500.00	0.00	500.00	0.00	0.00	500.00	0.00	100.00
=====							
*****TOTAL FOR FUND-SCC 200 9355 (GENDER AND SEXUALITY ALLIANCE):							
800.00	0.00	800.00	0.00	0.00	800.00	0.00	100.00
=====							
*****TOTAL FOR FUND-SCC 200 9380 (V O F T):							
10,000.00	0.00	10,000.00	0.00	0.00	10,000.00	0.00	100.00
=====							
*****TOTAL FOR FUND-SCC 200 9419 (CLASS OF 2019):							
2,247.55	2,247.55	4,495.10	0.00	0.00	2,247.55	2,247.55	50.00
=====							

Date: 02/03/21
Time: 3:33 pm

MEDINA CITY SCHOOL DISTRICT
Appropriation Account Summary
SORTED BY FUND-SCC

Page: 13
(APPSUM)

FYTD Appropriated	Prior FY Carryover Encumbrances	FYTD Expendable	FYTD Actual Expenditures	MTD Actual Expenditures	Current Encumbrances	FYTD Unencumbered Balance	FYTD Percent Exp/Enc
*****TOTAL FOR FUND-SCC 200 9420 (CLASS OF 2020):							
11,113.24	0.00	11,113.24	0.00	0.00	11,113.24	0.00	100.00
=====							
*****TOTAL FOR FUND-SCC 200 9421 (CLASS OF 2021):							
20,000.00	0.00	20,000.00	10,856.96	0.00	2,980.00	6,163.04	69.18
=====							
*****TOTAL FOR FUND-SCC 200 9422 (CLASS OF 2022):							
48,000.00	0.00	48,000.00	0.00	0.00	48,000.00	0.00	100.00
=====							
*****TOTAL FOR FUND-SCC 200 9423 (CLASS OF 2023):							
4,800.00	0.00	4,800.00	0.00	0.00	4,800.00	0.00	100.00
=====							
*****TOTAL FOR FUND-SCC 200 9424 (CLASS OF 2024):							
1,800.00	0.00	1,800.00	0.00	0.00	1,800.00	0.00	100.00
=====							
*****TOTAL FOR FUND-SCC 300 0000 (ATHLETIC FUND):							
386,101.00	10,519.89	396,620.89	190,665.03	6,213.31	79,088.97	126,866.89	68.01
=====							
*****TOTAL FOR FUND-SCC 300 9110 (GARFIELD FIELD TRIPS):							
8,600.00	0.00	8,600.00	515.92-	0.00	0.00	9,115.92	6.00-
=====							
*****TOTAL FOR FUND-SCC 300 9120 (CANAVAN FIELD TRIP):							
6,966.00	0.00	6,966.00	0.00	0.00	0.00	6,966.00	0.00
=====							
*****TOTAL FOR FUND-SCC 300 9140 (HERITAGE FIELD TRIPS):							
4,537.00	0.00	4,537.00	0.00	0.00	0.00	4,537.00	0.00
=====							
*****TOTAL FOR FUND-SCC 300 9160 (BLAKE FIELD TRIPS):							
5,000.00	0.00	5,000.00	0.00	0.00	0.00	5,000.00	0.00
=====							

Date: 02/03/21
Time: 3:33 pm

MEDINA CITY SCHOOL DISTRICT
Appropriation Account Summary
SORTED BY FUND-SCC

Page: 14
(APPSUM)

FYTD Appropriated	Prior FY Carryover Encumbrances	FYTD Expendable	FYTD Actual Expenditures	MTD Actual Expenditures	Current Encumbrances	FYTD Unencumbered Balance	FYTD Percent Exp/Enc
*****TOTAL FOR FUND-SCC 300 9180 (NORTHROP FIELD TRIPS):							
6,900.00	0.00	6,900.00	0.00	0.00	0.00	6,900.00	0.00
=====							
*****TOTAL FOR FUND-SCC 300 9201 (CLAGGETT MIDDLE SCH. BAND FUND):							
40,000.00	0.00	40,000.00	208.71	208.71	36,000.00	3,791.29	90.52
=====							
*****TOTAL FOR FUND-SCC 300 9250 (ROOT M.S. BAND FUND):							
21,500.00	0.00	21,500.00	313.86	0.00	17,500.00	3,686.14	82.86
=====							
*****TOTAL FOR FUND-SCC 300 9253 (ROOT M.S. BEEHIVE):							
300.00	0.00	300.00	0.00	0.00	300.00	0.00	100.00
=====							
*****TOTAL FOR FUND-SCC 300 9258 (ROOT - DISTRICT SUPERVISED ACTIVITIES):							
123,438.00	0.00	123,438.00	0.00	0.00	112,700.00	10,738.00	91.30
=====							
*****TOTAL FOR FUND-SCC 300 9301 (BOWLING CLUB):							
4,000.00	2,187.15	6,187.15	0.00	0.00	4,000.00	2,187.15	64.65
=====							
*****TOTAL FOR FUND-SCC 300 9302 (MENS VOLLEYBALL):							
7,600.00	0.00	7,600.00	0.00	0.00	7,600.00	0.00	100.00
=====							
*****TOTAL FOR FUND-SCC 300 9303 (HUDDLE/SHUDDLE):							
2,700.00	0.00	2,700.00	765.45	467.95	1,934.55	0.00	100.00
=====							
*****TOTAL FOR FUND-SCC 300 9304 (LINK CREW):							
5,250.00	0.00	5,250.00	1,501.00	0.00	3,749.00	0.00	100.00
=====							
*****TOTAL FOR FUND-SCC 300 9313 (MUSICAL):							
11,300.00	0.00	11,300.00	0.00	0.00	11,200.00	100.00	99.12
=====							

Date: 02/03/21
Time: 3:33 pm

MEDINA CITY SCHOOL DISTRICT
Appropriation Account Summary
SORTED BY FUND-SCC

Page: 15
(APPSUM)

FYTD Appropriated	Prior FY Carryover Encumbrances	FYTD Expendable	FYTD Actual Expenditures	MTD Actual Expenditures	Current Encumbrances	FYTD Unencumbered Balance	FYTD Percent Exp/Enc
*****TOTAL FOR FUND-SCC 300 9334 (BEEHIVE CAFE):							
26,500.00	6,736.54	33,236.54	838.87	101.95	3,861.13	28,536.54	14.14
=====							
*****TOTAL FOR FUND-SCC 300 9390 (GLOBAL TRIPS):							
7,500.00	0.00	7,500.00	0.00	0.00	7,500.00	0.00	100.00
=====							
*****TOTAL FOR FUND-SCC 300 9410 (SPARKLE CHEERLEADING):							
5,310.00	0.00	5,310.00	0.00	0.00	0.00	5,310.00	0.00
=====							
*****TOTAL FOR FUND-SCC 401 9010 (AUXILIARY FUNDS/ST FRANCIS):							
71,368.21	38,176.16	109,544.37	109,544.37	46,833.07	0.00	0.00	100.00
=====							
*****TOTAL FOR FUND-SCC 401 9011 (AUXILIARY FUNDS/ST FRANCIS):							
281,290.00	0.00	281,290.00	122,714.54	22,684.31	51,256.55	107,318.91	61.85
=====							
*****TOTAL FOR FUND-SCC 401 9020 (AUX FUNDS NURTURY):							
12,359.77	1,484.75	13,844.52	13,844.52	13,064.32	0.00	0.00	100.00
=====							
*****TOTAL FOR FUND-SCC 401 9021 (AUX FUNDS NURTURY):							
11,080.00	0.00	11,080.00	2,785.90	702.00	679.99	7,614.11	31.28
=====							
*****TOTAL FOR FUND-SCC 401 9030 (AUX FUNDS MCA):							
23,641.71	20,901.10	44,542.81	44,542.81	22,594.75	0.00	0.00	100.00
=====							
*****TOTAL FOR FUND-SCC 401 9031 (AUX FUNDS MCA):							
153,540.00	0.00	153,540.00	126,175.03	8,997.71	14,694.43	12,670.54	91.75
=====							
*****TOTAL FOR FUND-SCC 401 9041 (AUX FUNDS KIDS COUNTRY):							
3,000.00	0.00	3,000.00	1,484.63	0.00	1,257.53	257.84	91.41
=====							

Date: 02/03/21
Time: 3:33 pm

MEDINA CITY SCHOOL DISTRICT
Appropriation Account Summary
SORTED BY FUND-SCC

Page: 16
(APPSUM)

FYTD Appropriated	Prior FY Carryover Encumbrances	FYTD Expendable	FYTD Actual Expenditures	MTD Actual Expenditures	Current Encumbrances	FYTD Unencumbered Balance	FYTD Percent Exp/Enc
*****TOTAL FOR FUND-SCC 467 9020 (FOUNDATION - STUDENT WELLNESS AND SUCCESS):							
200,259.08	0.00	200,259.08	136,218.22	20,555.19	0.00	64,040.86	68.02
=====							
*****TOTAL FOR FUND-SCC 467 9021 (FOUNDATION - STUDENT WELLNESS AND SUCCESS):							
438,502.90	0.00	438,502.90	1,846.00	846.00	27,154.00	409,502.90	6.61
=====							
*****TOTAL FOR FUND-SCC 499 9019 (SCHOOL SAFETY):							
29,679.80	0.00	29,679.80	0.00	0.00	2,650.00	27,029.80	8.93
=====							
*****TOTAL FOR FUND-SCC 507 9021 (ESSER):							
407,347.65	0.00	407,347.65	158,162.65	0.00	0.00	249,185.00	38.83
=====							
*****TOTAL FOR FUND-SCC 510 9021 (COVID RELIEF FUND):							
317,467.89	0.00	317,467.89	317,332.93	480.61	134.96	0.00	100.00
=====							
*****TOTAL FOR FUND-SCC 510 9121 (CORONAVIRUS RELIEF FUND - COUNTY):							
4,950.00	0.00	4,950.00	0.00	0.00	0.00	4,950.00	0.00
=====							
*****TOTAL FOR FUND-SCC 516 9020 (TITLE VI-B):							
266,938.98	26,429.11	293,368.09	293,368.09	0.00	0.00	0.00	100.00
=====							
*****TOTAL FOR FUND-SCC 516 9021 (TITLE VI-B):							
1,539,997.42	0.00	1,539,997.42	680,391.35	107,887.71	16,550.00	843,056.07	45.26
=====							
*****TOTAL FOR FUND-SCC 551 9120 (TITLE III LEP):							
8,658.32	2,127.05	10,785.37	10,785.37	0.00	0.00	0.00	100.00
=====							
*****TOTAL FOR FUND-SCC 551 9121 (TITLE III LEP):							
10,038.58	0.00	10,038.58	0.00	0.00	0.00	10,038.58	0.00
=====							

Date: 02/03/21
Time: 3:33 pm

MEDINA CITY SCHOOL DISTRICT
Appropriation Account Summary
SORTED BY FUND-SCC

Page: 17
(APPSUM)

FYTD Appropriated	Prior FY Carryover Encumbrances	FYTD Expendable	FYTD Actual Expenditures	MTD Actual Expenditures	Current Encumbrances	FYTD Unencumbered Balance	FYTD Percent Exp/Enc
*****TOTAL FOR FUND-SCC 572 9020 (TITLE I):							
110,543.82	0.00	110,543.82	104,725.32	0.00	0.00	5,818.50	94.74
=====							
*****TOTAL FOR FUND-SCC 572 9021 (TITLE I):							
503,154.41	0.00	503,154.41	250,619.83	38,388.82	1,382.75	251,151.83	50.08
=====							
*****TOTAL FOR FUND-SCC 572 9120 (TITLE I-D):							
24,053.58	3,255.00	27,308.58	26,645.49	0.00	0.00	663.09	97.57
=====							
*****TOTAL FOR FUND-SCC 572 9121 (TITLE I-D):							
204,685.95	0.00	204,685.95	20,183.55	2,150.94	19,243.89	165,258.51	19.26
=====							
*****TOTAL FOR FUND-SCC 572 9221 (TITLE I - EOE):							
10,107.88	0.00	10,107.88	10,107.88	0.00	0.00	0.00	100.00
=====							
*****TOTAL FOR FUND-SCC 587 9020 (PRESCHOOL):							
2,700.00	0.00	2,700.00	2,700.00	0.00	0.00	0.00	100.00
=====							
*****TOTAL FOR FUND-SCC 587 9021 (PRESCHOOL):							
41,301.10	0.00	41,301.10	20,784.76	3,665.38	399.02	20,117.32	51.29
=====							
*****TOTAL FOR FUND-SCC 587 9121 (6B RESTORATION):							
7,574.13	0.00	7,574.13	1,802.52	1,729.10	5.00	5,766.61	23.86
=====							
*****TOTAL FOR FUND-SCC 590 9020 (TITLE II-A):							
30,890.15	31,145.70	62,035.85	62,035.85	0.00	0.00	0.00	100.00
=====							
*****TOTAL FOR FUND-SCC 590 9021 (TITLE II-A):							
200,526.44	0.00	200,526.44	34,946.68	349.08	16,925.48	148,654.28	25.87
=====							

Date: 02/03/21
Time: 3:33 pm

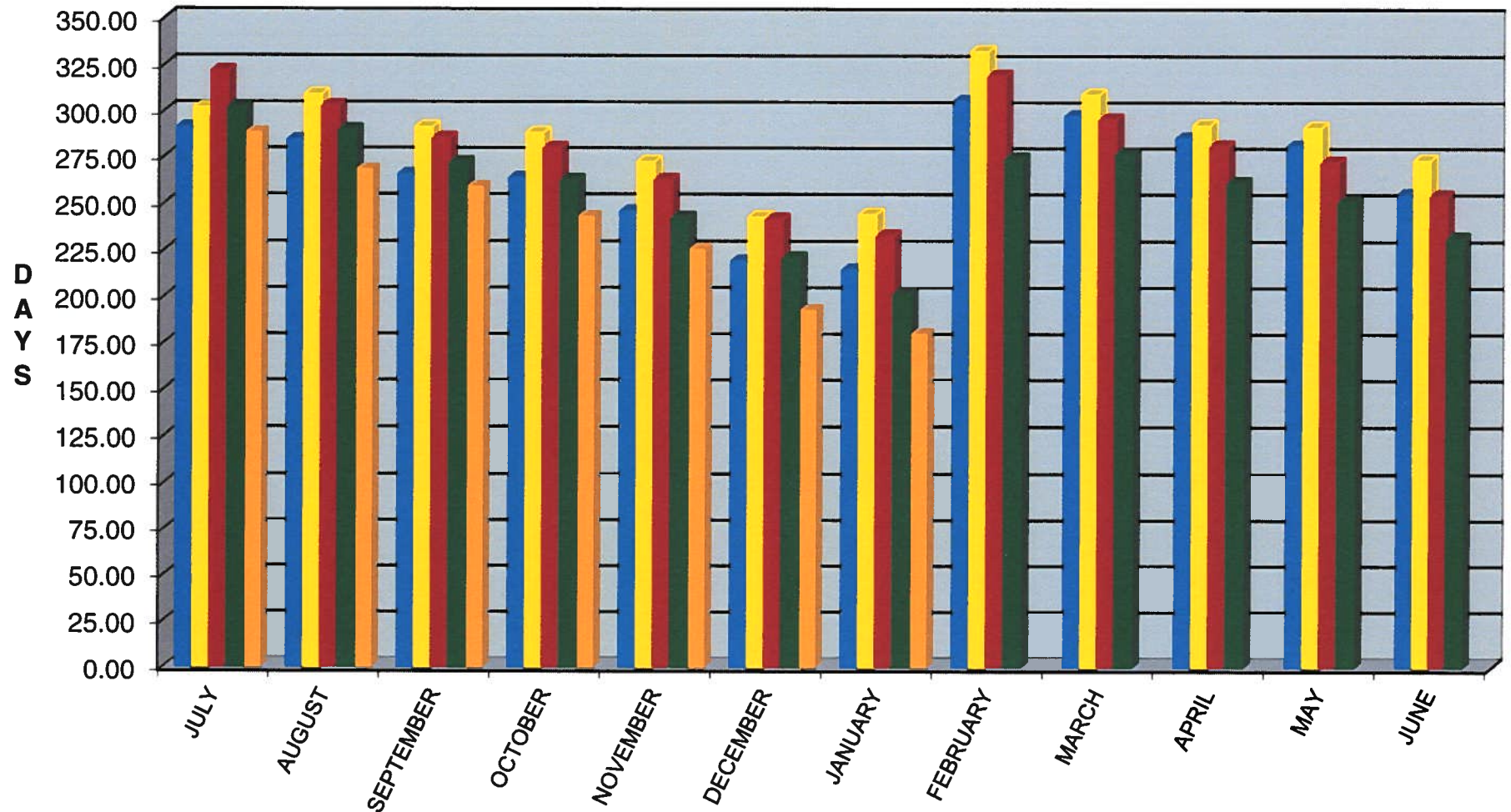
MEDINA CITY SCHOOL DISTRICT
Appropriation Account Summary
SORTED BY FUND-SCC

Page: 18
(APPSUM)

FYTD Appropriated	Prior FY Carryover Encumbrances	FYTD Expendable	FYTD Actual Expenditures	MTD Actual Expenditures	Current Encumbrances	FYTD Unencumbered Balance	FYTD Percent Exp/Enc
*****TOTAL FOR FUND-SCC 599 9020 (TITLE IV-A STUDENT SUPPORT AND ACADEMIC ENR):							
5,461.56	6,752.70	12,214.26	12,214.26	0.00	0.00	0.00	100.00
=====							
*****TOTAL FOR FUND-SCC 599 9021 (TITLE IV-A STUDENT SUPPORT AND ACADEMIC ENR):							
62,560.71	0.00	62,560.71	7,899.76	676.13	201.19	54,459.76	12.95
=====							
*****GRAND TOTALS:							
116,333,367.02	2,637,333.39	118,970,700.41	69,562,359.95	8,102,252.19	7,927,174.00	41,481,166.46	65.13
=====							

GENERAL FUND-TRUE DAYS CASH

Includes Emergency Levy



FY2017 FY2018 FY2019 FY2020 FY2021