

Medina City Schools

General Fund Analysis

January 31, 2022

	2021-2022	Y-T-D Actual		
	Original Estimate	July 2021 - June 2022	Percent	Variance
	(1)	(2)		(3)
Beginning Balance - July 1, 2021		50,955,289.82		0.00
General Fund	30,154,351.08			
Other Funds - Substitute Levy	20,800,938.74			
Revenue	<u>80,952,463.00</u>	<u>42,718,299.60</u>	<u>52.8%</u>	<u>38,234,163.40</u>
	80,952,463.00	42,718,299.60		38,234,163.40
Expenditures	87,682,937.00	50,184,836.41	57.2%	37,498,100.59
Encumbrance	851,800.00	2,588,729.37		-1,736,929.37
	<u>88,534,737.00</u>	<u>52,773,565.78</u>		<u>35,761,171.22</u>
Ending Balance - June 30, 2022	43,373,015.82	40,900,023.64		2,472,992.18

Original Estimate revenue, expenditure and encumbrance taken from May 2021 five-year forecast
Includes May 2018 Substitute Levy

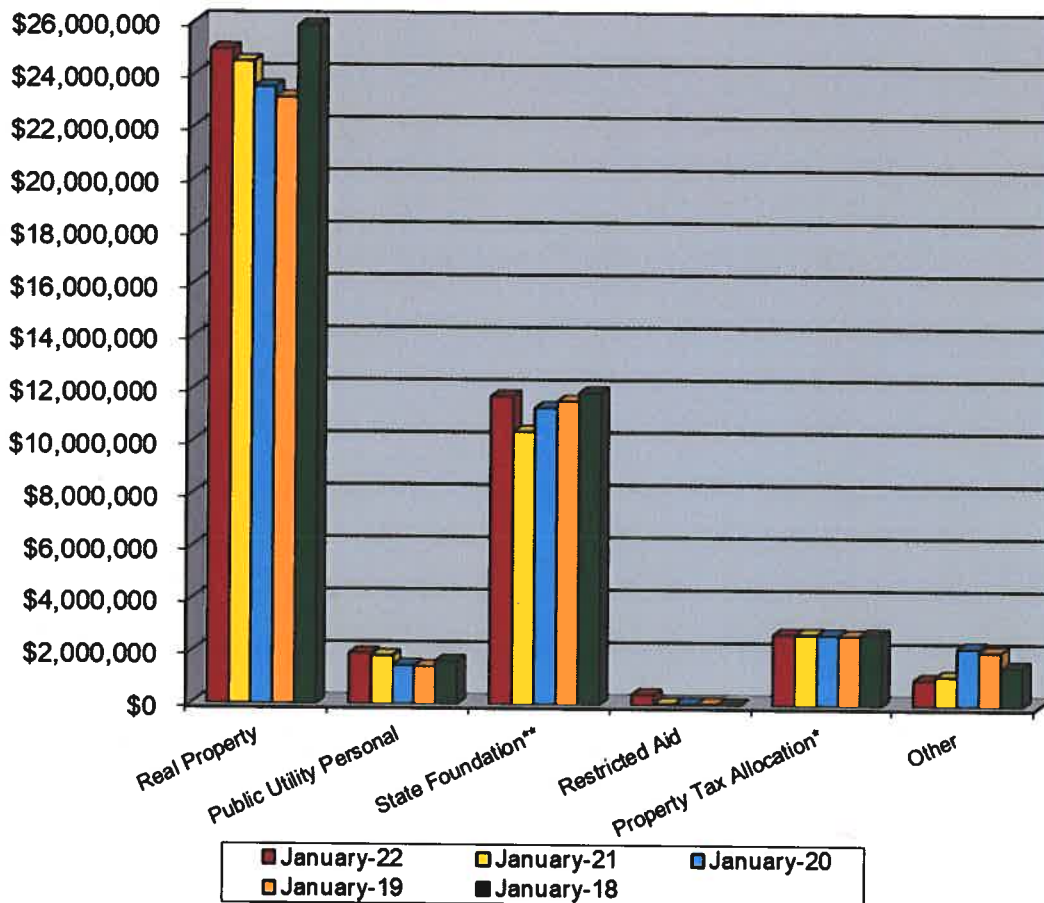
General Fund Summary

January 2022

Revenues

1. Real Property Taxes – Total Real Property Taxes received from the beginning of the fiscal year until January 31, 2022 is \$24,955,909.42. This is an increase of 1.8% above last year's taxes received at this time. \$1,985,280.00 was collected in January.
2. Public Utility Personal Property Taxes – Total Public Utility Personal Property Taxes received from the beginning of the fiscal year until January 31, 2022 is \$1,931,102.86. These monies are distributed upon settlement from the County Auditor. This amount is listed in a separate line for State and five-year forecasting purposes. \$-0- had been transferred in January.
3. State Foundation – State Foundation monies received from the State of Ohio from the beginning of the fiscal year until January 31, 2022 total \$11,746,048.37. This is an increase of 13.0% above last year's foundation money received at this time. This is based upon the new funding formula which does not provide money for students attending alternative schools, nor does it charge the District for these students as in the past. \$3,611,558.48 was collected in January. This amount was a catch-up for the State. Changes are still forthcoming.
4. Restricted Aid – Restricted Aid monies are for Career Tech funding and Economically Disadvantaged Students. We have added e-Rate funding as well because these funds are restrictive to technology. Monies received from the beginning of the fiscal year until January 31, 2022 total \$389,005.95. \$347,576.67 was collected in January. As is the State Foundation, so too will changes be forthcoming.
5. Homestead and Rollback – Monies received from the State of Ohio from the beginning of the fiscal year until January 31, 2022 total \$2,704,435.97. Receipts are based upon the real property taxes collected and Homestead filings with the County Auditor. \$-0- was collected in January.
6. Other – Other monies received from the beginning of the fiscal year until January 31, 2022 total \$991,797.00. This is a decrease of 10.9% below last year at this time. \$144,920.00 was collected in January.

General Fund Revenue



	January-22	January-21	January-20	January-19	January-18	Current Forecast
Real Property	\$24,955,909	\$24,499,142	\$23,531,209	\$23,118,697	\$25,865,224	\$49,975,212
Public Utility Personal	\$1,931,103	\$1,837,573	\$1,474,378	\$1,422,880	\$1,633,842	\$3,904,366
State Foundation** #	\$11,746,048	\$10,386,388	\$11,300,604	\$11,552,035	\$11,873,151	\$18,679,995
Restricted Aid #	\$389,006	\$48,334	\$48,338	\$48,165	\$19,960	\$82,859
Property Tax Allocation*	\$2,704,436	\$2,695,062	\$2,680,748	\$2,652,827	\$2,696,725	\$5,445,195
Other	\$991,797	\$1,113,316	\$2,195,447	\$2,059,553	\$1,483,635	\$2,864,835
Total	\$42,718,300	\$40,579,816	\$41,230,724	\$40,854,157	\$43,572,536	\$80,952,462
State %	34.7%	32.4%	34.0%	34.9%	33.5%	

* Includes Homestead/Rollback, Tangible Personal Property Tax Fixed Rate Loss Reimbursement and Electric Deregulation.

** Includes Casino Revenue in State Foundation beginning January 2013 and Economic Disadvantaged Funding in November 2013.

Encompasses the Fair School Funding Plan as of January 2022

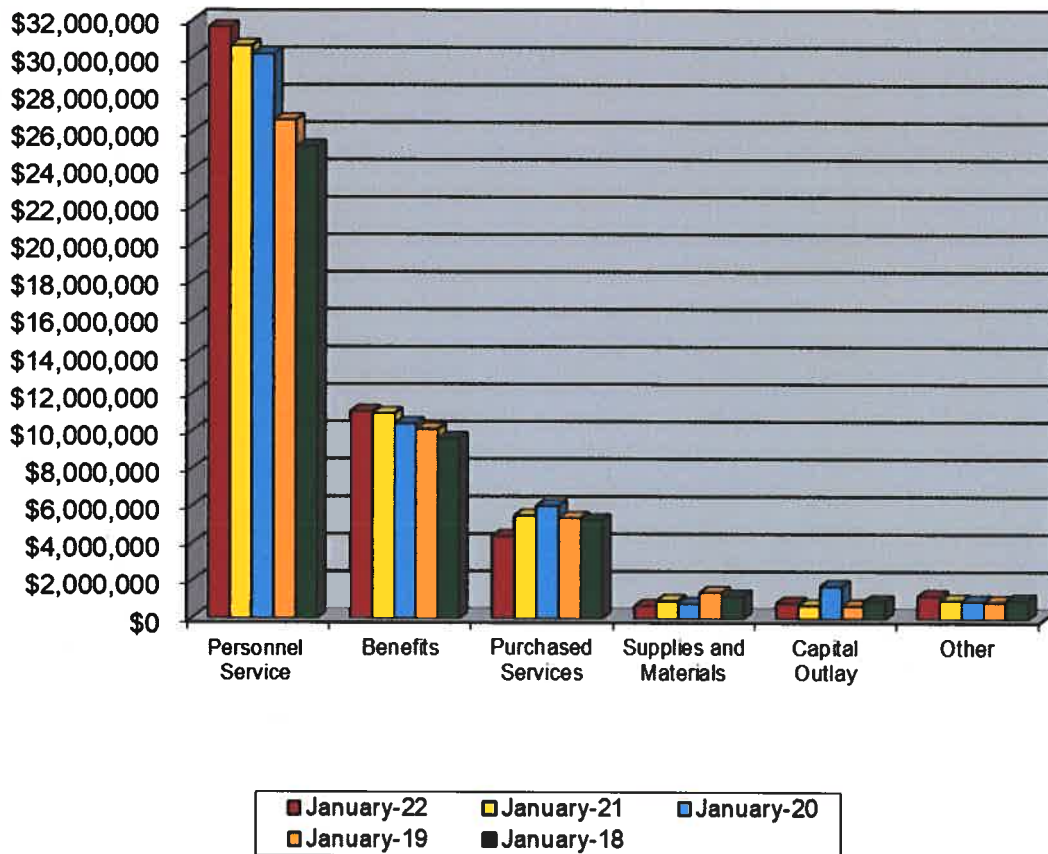
General Fund Summary

January 2022

Expenditures

1. Personnel Services– The costs for personnel services for the School District from the beginning of the fiscal year until January 31, 2022 was \$31,632,690.55. This was an increase of 3.2% above last year at this time. \$3,876,158.21 was spent in January.
2. Benefits – The cost for benefits for the School District from the beginning of the fiscal year until January 31, 2022 was \$11,067,666.84. This was an increase of 1.1% above last year at this time. \$1,522,130.83 was spent in January.
3. Purchased Services – The cost for purchased services for the district from the beginning of the fiscal year until January 31, 2022 total \$4,402,139.96. This was a 19.8% decrease below last year at this time. \$510,845.40 was spent in January.
4. Supplies and Materials – The cost for supplies and materials for the district from the beginning of the fiscal year until January 31, 2022 total \$681,492.57. This was a 28.4% decrease below last year at this time. \$81,656.16 was spent in January.
5. Capital Outlay – The cost for capital outlay for the district from the beginning of the fiscal year until January 31, 2022 total \$840,926.39. This was a 19.0% increase above last year at this time. \$48,604.91 was spent in January.
6. Other – The cost of other expenditures excluding transfers for the district was \$1,220,707.58 for the fiscal year until January 31, 2022. This was a 23.4% increase above last year at this time. \$15,647.47 was spent in January.

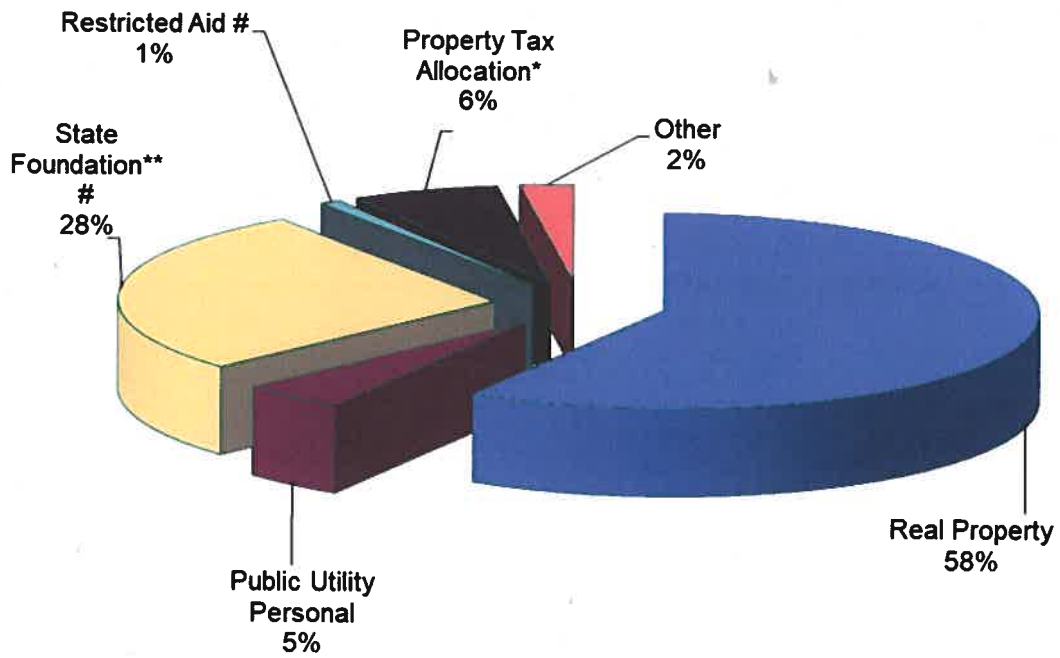
General Fund Expenditures



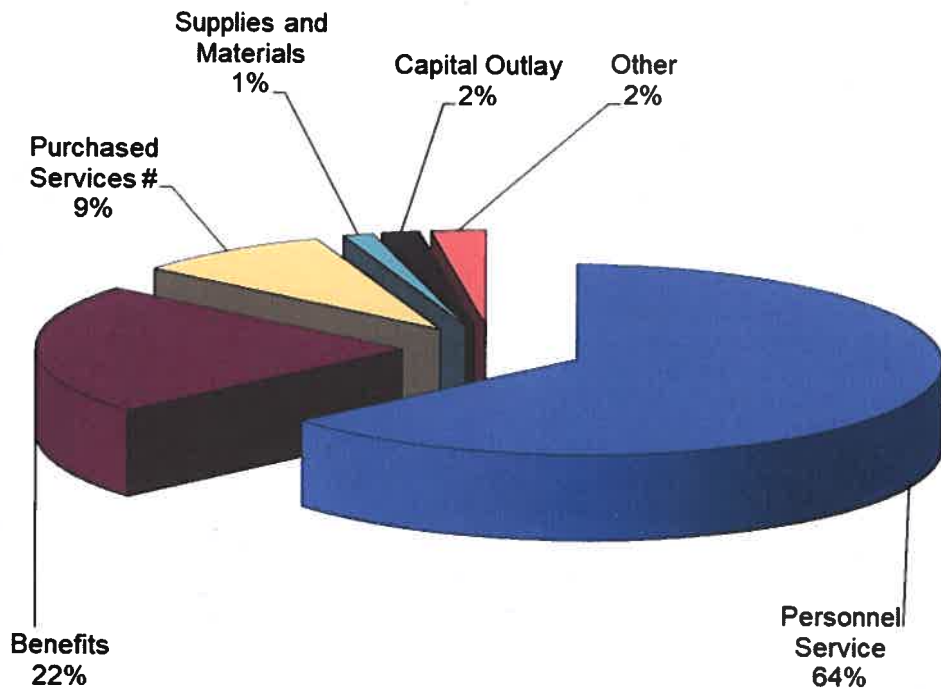
	January-22	January-21	January-20	January-19	January-18	Current Forecast
Personnel Service	\$31,632,691	\$30,641,773	\$30,191,041	\$26,651,393	\$25,245,155	\$52,161,263
Benefits	\$11,067,667	\$10,946,138	\$10,415,240	\$10,112,942	\$9,633,024	\$19,062,402
Purchased Services #	\$4,402,140	\$5,495,611	\$6,016,832	\$5,364,739	\$5,259,820	\$10,169,663
Supplies and Materials	\$681,493	\$952,366	\$798,519	\$1,396,324	\$1,199,871	\$1,398,749
Capital Outlay	\$840,926	\$706,244	\$1,737,981	\$696,089	\$942,123	\$2,063,141
Other	\$1,220,708	\$988,637	\$939,214	\$904,920	\$1,001,378	\$1,717,813
Transfers and Adv., Etc.	\$339,213	\$428,544	\$427,757	\$338,000	\$315,988	\$1,109,907
Other than Debt						
Total	\$50,184,836	\$50,159,311	\$50,526,583	\$45,464,407	\$43,597,358	\$87,682,936

Reduced with Fair School Funding Plan in January 2022

Current General Fund Revenue



Current General Fund Expenditures



JANUARY 2021

Balance

Bank Balance - Regular Account		1,339,310.62
Financial Checks Outstanding	274,260.59	
Workers Comp Outstanding	0.00	
Payroll Checks Outstanding	67,734.70	
	341,995.29	997,315.33
Huntington/Flex Spending	26,529.10	
Flex O/S Checks	1,515.65	25,013.45
JPMorgan/Metlife Claims	13,118.75	13,118.75
Westfield Bank	15,000.00	15,000.00
Westfield Bank Sweep	3,390,041.59	3,390,041.59
Investments:		
Redtree Investments	24,066,112.55	
T. Rowe - Collins	344,699.57	
Scudder - Collins	428,042.83	
Scudder - Bushman	7,042.02	
Kanehl Stocks	3,598.42	
Star Ohio (22923)	7,380,850.32	
Multi-Bank Securities	12,579,000.00	
Multi-Bank Money Market	5,486.66	
Fifth Third Securities	9,353,161.25	
Fifth Third Money Market	751,459.39	
	<hr/>	
Total	54,919,453.01	59,359,942.13
Adjustments		
Deposits in Transit	(161,090.22)	
Expenses not posted	0.00	
	<hr/>	
Total	(161,090.22)	59,198,851.91
MCSD Balance		59,198,851.91
Difference Between Bank vs. Book		0.00

Medina City School District
Sales Tax Update

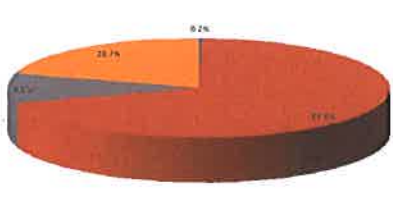
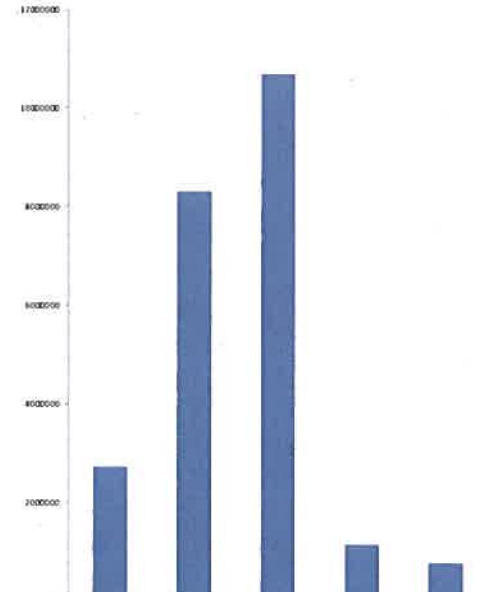
Date	Sales Tax Description	Receipts	Expenditures	Balance
July 1, 2021	Beginning Balance (071) Sales Tax and (002-9012) Bond			\$3,529,350.83
July	Sales Tax Distribution	\$912,109.50		\$4,441,460.33
	Replacement of Board Office Roof Door		\$2,465.00	\$4,438,995.33
	Blake Elementary Pod A Carpet and Tile Replacement		\$15,611.00	\$4,423,384.33
	Cafeteria Tables		\$38,880.24	\$4,384,504.09
	Fleet Master Lease Agreement		\$11,830.95	\$4,372,673.14
	Field Assessment and Design Services for Summer Paving Program		\$23,081.33	\$4,349,591.81
	Refinishing 1016 Lockers at Claggett		\$19,913.60	\$4,329,678.21
	Summer Roofing Project		\$239,240.88	\$4,090,437.33
	Summer Roofing Project		\$185,694.12	\$3,904,743.21
	Roof Replacement Evaluation, Design for Root, Blake, Canavan, BOE, MHS		\$5,372.25	\$3,899,370.96
	2021 District Paving Including Transportation Bus Lot		\$183,221.31	\$3,716,149.65
	Wiring and Breakers for Scoreboard at Dukes Stadium		\$4,596.39	\$3,711,553.26
August	Fleet Master Lease Agreement		\$8,628.79	\$3,702,924.47
	Field Assessment		\$8,625.34	\$3,694,299.13
	Capp Stock 3 CS3		\$5,190.00	\$3,689,109.13
	Roof Replacement Evaluation, Design for Root, Blake, Canavan, BOE, MHS		\$5,372.25	\$3,683,736.88
	Roof Replacement MHS		\$24,900.00	\$3,658,836.88
	Summer Roofing Projects		\$305,874.00	\$3,352,962.88
	Athletic Booster Scoreboard Reimbursement	\$30,000.00		\$3,382,962.88
September	Fleet Master Lease Agreement		\$8,468.72	\$3,374,494.16
	Memorial Stadium Scoreboard		\$31,665.00	\$3,342,829.16
	MHS Roof Fireproof Patching		\$5,500.00	\$3,337,329.16
	Dukes Stadium Scoreboard		\$137,265.10	\$3,200,064.06
	Summer Roof Projects		\$35,302.50	\$3,164,761.56
	Fenn Serving Counters/Cash Register Stand		\$16,249.11	\$3,148,512.45
	Fenn Student Desk, Chairs, and Bench		\$30,372.00	\$3,118,140.45
	Capp Stock 3 CS3		(\$5,190.00)	\$3,123,330.45
	Evolve Remove and Replace Windows		\$14,522.00	\$3,108,808.45
	Remove Two Sidewalk Panels		\$4,500.00	\$3,104,308.45
	Evolve Intallation of Vinyl Floor		\$1,372.50	\$3,102,935.95
	Admin, Fenn, MHS Misc Construction		\$6,450.00	\$3,096,485.95
	Heritage Excavation Concrete		\$6,800.00	\$3,089,685.95
	MHS Antenna Installation		\$51,073.93	\$3,038,612.02
	Installation of Sound System at Dukes and Memorial Stadiums		\$30,110.00	\$3,008,502.02
	District Tree Replacemant		\$3,900.00	\$3,004,602.02
October	District Summer Paving		\$6,908.16	\$2,997,693.86
	Sales Tax Distribution	\$1,072,960.38		\$4,070,654.24
	MHS Paving		\$6,400.00	\$4,064,254.24
	Heritage Excavation Concrete		\$5,214.00	\$4,059,040.24
	Fleet Master Lease Agreement		\$8,468.72	\$4,050,571.52
November	Heritage Additional Brick and Tuckpointing		\$2,100.00	\$4,048,471.52
	Ken Dukes Lighting Repair		\$4,540.21	\$4,043,931.31
	Student Combination Desks		\$23,880.00	\$4,020,051.31
	Summer Roofing Projects		\$22,918.50	\$3,997,132.81
	District Paving		\$151,275.80	\$3,845,857.01
	Fleet Master Lease Agreement		\$8,468.72	\$3,837,388.29
	COP's Principal and Interest		\$1,321,943.75	\$2,515,444.54
December	Summer Roof Projects		\$100,041.60	\$2,415,402.94
	Fleet Master Lease Agreement		\$8,468.72	\$2,406,934.22
January	Sales Tax Distribution	\$1,022,337.37		\$3,429,271.59
	Roof Replacement Consulting		\$62,262.00	\$3,367,009.59
	Fleet Master Lease Agreement		\$8,468.72	\$3,358,540.87
	Fiscal Year Totals	\$3,037,407.25	\$3,208,217.21	

Medina City School District
Recreation Center Update

Date	Description	District Revenue	District Expenses	City Reimbursements	Total Balance
July 1, 2021	Beginning Balance (003-9001)				\$ 237,578.90
July	No Expenditures				\$ 237,578.90
August	Bleacher Seat Replacement in Fieldhouse			\$4,245.00	\$ 241,823.90
September	Partner Marketing	\$72.60			\$ 241,896.50
	Playground, Poured in Place Sort Surface and Concrete		\$18,848.00		\$ 223,048.50
	Rain Drop Products		\$8,762.10		\$ 214,286.40
October	Leisure Pool Electricity		\$14,323.00		\$ 199,963.40
	Playground, Poured in Place Sort Surface and Concrete			\$11,336.50	\$ 211,299.90
November	Leisure Pool Electricity			\$7,161.50	\$ 218,461.40
	Rain Drop Products		\$115,462.60		\$ 102,998.80
December	No Expenditures				\$ 102,998.80
January	Rain Drop Products			\$62,112.35	\$ 165,111.15
	Roof Replacement - Consulting		\$8,187.00		\$ 156,924.15
	Total Revenues, Expenditures and Reimbursements	\$ 72.60	\$ 165,582.70	\$ 84,855.35	

Monthly Investment Summary
Medina City School District
US Bank Custodian Acct Ending x70982
 January 31, 2022

Monthly Cash Flow Activity		Market Value Summary				
From 12-31-21 through 01-31-22		Security Type	Market Value	Pct. Assets	Avg Yield at Cost	Wght Avg Mat
Beginning Book Value	24,063,292.26	Money Market Fund				
Contributions	0.00	MONEY MARKET FUND	40,574.07	0.2	0.01	0.00
Withdrawals	0.00	Fixed Income				
Realized Gains/Losses	0.00	MUNICIPAL BONDS	2,253,978.60	9.5	0.72	2.13
Gross Interest Earnings	2,820.29	U.S. GOVERNMENT AGENCY NOTES	16,459,125.56	69.5	0.40	2.15
Ending Book Value	24,066,112.55	U.S. TREASURY NOTES	4,890,646.17	20.7	0.32	1.64
		Accrued Interest	26,729.59	0.1		
		TOTAL PORTFOLIO	23,671,053.99	100.0	0.41	2.04

Maturity Distribution		Security Type Allocation	
Distribution by Maturity			
		<ul style="list-style-type: none"> MONEY MARKET FUND U.S. GOVERNMENT AGENCY NOTES MUNICIPAL BONDS U.S. TREASURY NOTES 	

Disclosures:

RedTree's internal accounting system is used as the source of the market value of this account. Although obtained from a source believed to be reliable, we cannot guarantee its accuracy. You should review all account statements provided by the custodian and compare with the statements provided by RedTree.

Questions? Call 888.596.2293 or email info@redtreeinv.com

**Portfolio Holdings Report
 Medina City School District
 US Bank Custodian Acct Ending x70982
 January 31, 2022**

Quantity	Cusip	Security Description	Moody's	S&P	Cost Basis	Market Value	Yield at Cost	Wtd Maturity	Purchase Date
U.S. GOVERNMENT AGENCY NOTES									
1,200,000	3133ELZN7	Federal Farm Credit Bank 0.160% Due 05-18-22	Aaa	AA+	1,197,804.00	1,198,835.98	0.25	0.30	05-26-20
1,000,000	3133ELN26	Federal Farm Credit Bank 0.260% Due 06-22-22	Aaa	AA+	999,460.00	999,610.53	0.29	0.39	06-22-20
1,000,000	3137EAEV7	Federal Home Ln Mtg 0.250% Due 08-24-23	Aaa	AA+	999,630.00	987,264.53	0.26	1.55	10-08-20
500,000	3133EL6J8	Federal Farm Credit Bank 0.220% Due 09-08-23	Aaa	AA+	499,855.00	494,134.11	0.23	1.59	04-08-21
1,000,000	3133EMUF7	Federal Farm Credit Bank 0.220% Due 09-22-23	Aaa	AA+	999,198.00	987,645.31	0.25	1.63	03-22-21
1,000,000	3135G06H1	Federal Natl Mtg Assoc 0.250% Due 11-27-23	Aaa	AA+	998,860.00	984,356.95	0.29	1.81	11-25-20
460,000	3137EAFA2	Federal Home Ln Mtg 0.250% Due 12-04-23	Aaa	AA+	459,434.20	452,464.35	0.30	1.83	04-14-21
625,000	3133EMRZ7	Federal Farm Credit Bank 0.250% Due 02-26-24	Aaa	AA+	623,324.16	613,127.96	0.34	2.05	03-09-21
385,000	3133EMRZ7	Federal Farm Credit Bank 0.250% Due 02-26-24	Aaa	AA+	384,110.65	377,686.82	0.33	2.05	03-31-21
1,000,000	3130ALSG0	Federal Home Ln Bank 0.250% Due 03-08-24	Aaa	AAA	998,332.00	980,267.64	0.31	2.09	05-24-21
240,000	3133EMTW2	Federal Farm Credit Bank 0.300% Due 03-18-24	Aaa	AA+	239,805.60	235,504.73	0.33	2.11	04-27-21
1,200,000	3133EMGF3	Federal Farm Credit Bank 0.350% Due 05-16-24	Aaa	AA+	1,197,900.00	1,175,620.96	0.40	2.27	11-19-20
115,000	3130ANMM9	Federal Home Ln Bank 0.540% Due 08-26-24	Aaa	AAA	115,000.00	113,144.95	0.54	2.54	08-26-21
750,000	3130ANX88	Federal Home Ln Bank 0.500% Due 09-27-24	Aaa	AA+	749,775.00	733,847.50	0.51	2.62	09-27-21
1,500,000	3130ALQV9	Federal Home Ln Bank 0.570% Due 09-30-24	Aaa	AA+	1,500,000.00	1,470,351.67	0.57	2.63	03-30-21
500,000	3130ALTH7	Federal Home Ln Bank 0.510% Due 09-30-24	Aaa	AA+	500,000.00	486,978.13	0.51	2.63	03-30-21
415,000	3130AKDS2	Federal Home Ln Bank 0.390% Due 10-28-24	Aaa	AA+	415,402.55	404,499.99	0.36	2.71	02-19-21
1,000,000	3135G06E8	Federal Natl Mtg Assoc 0.420% Due 11-18-24	Aaa	AA+	998,250.00	974,010.07	0.46	2.77	11-18-20
1,200,000	3133EMER9	Federal Farm Credit Bank 0.470% Due 01-27-25	Aaa	AA+	1,198,620.00	1,163,485.52	0.50	2.95	10-29-20
800,000	3134GXDM3	Federal Home Ln Mtg 0.620% Due 12-01-25	Aaa	AA+	799,400.00	777,325.54	0.64	3.77	12-02-20
380,000	3134GXHD9	Federal Home Ln Mtg 0.700% Due 12-23-25	Aaa	AA+	380,000.00	367,703.39	0.70	3.82	12-23-20
500,000	3130AKZ25	Federal Home Ln Bank 0.650% Due 02-26-26	Aaa	AA+	500,000.00	481,258.93	0.65	3.98	02-26-21
Accrued Interest						15,963.36			
						16,754,161.16	16,475,088.92	0.40	2.15
MUNICIPAL BONDS									
500,000	0100332D9	City of Akron, OH GO 2.000% Due 12-01-22		A+	515,505.00	505,185.00	0.48	0.83	11-12-20
460,000	244721FK7	Defiance CSD, OH GO 4.000% Due 12-01-23	Aa2		502,522.40	478,703.60	1.20	1.76	07-16-20
500,000	677581JA9	State of Ohio, OH REV 0.300% Due 12-15-23	Aa2	AA	500,000.00	490,405.00	0.30	1.86	06-08-21
500,000	677581JB7	State of Ohio, OH REV 0.520% Due 12-15-24	Aa2	AA	500,000.00	485,500.00	0.52	2.83	06-08-21
250,000	668180CW0	Northwestern LSD, OH GO 5.820% Due 12-01-26	Aa2		304,310.00	294,185.00	1.42	4.26	10-12-21

Disclosures:

RedTree's internal accounting system is used as the source of the market value of this account. Although obtained from a source believed to be reliable, we cannot guarantee its accuracy. You should review all account statements provided by the custodian and compare with the statements provided by RedTree.

Questions? Call 888.596.2293 or email info@redtreeinv.com

Portfolio Holdings Report
Medina City School District
US Bank Custodian Acct Ending x70982
 January 31, 2022

Quantity	Cusip	Security Description	Moody's	S&P	Cost Basis	Market Value	Yield at Cost	Wtd Maturity	Purchase Date
Accrued Interest						7,682.22			
					2,322,337.40	2,261,660.82	0.72	2.13	
U.S. TREASURY NOTES									
295,000	91282CBN0	US Treasury Note 0.125% Due 02-28-23	Aaa	AA+	294,631.25	292,775.99	0.20	1.07	06-22-21
600,000	91282CBU4	US Treasury Note 0.125% Due 03-31-23	Aaa	AA+	599,109.38	594,750.00	0.21	1.16	06-22-21
210,000	91282CBX8	US Treasury Note 0.125% Due 04-30-23	Aaa	AA+	209,114.06	208,006.68	0.42	1.24	11-24-21
1,045,000	91282CCK5	US Treasury Note 0.125% Due 06-30-23	Aaa	AA+	1,041,938.47	1,032,509.11	0.27	1.41	06-30-21
810,000	91282CDA6	US Treasury Note 0.250% Due 09-30-23	Aaa	AA+	809,086.59	799,273.98	0.31	1.65	09-30-21
500,000	91282CAW1	US Treasury Note 0.250% Due 11-15-23	Aaa	AA+	497,148.44	492,422.00	0.54	1.77	11-15-21
950,000	91282CBR1	US Treasury Note 0.250% Due 03-15-24	Aaa	AA+	948,033.21	930,962.95	0.33	2.10	08-09-21
550,000	91282CBV2	US Treasury Note 0.375% Due 04-15-24	Aaa	AA+	549,978.52	539,945.45	0.38	2.18	09-20-21
Accrued Interest						3,084.01			
					4,949,039.92	4,893,730.18	0.32	1.64	
MONEY MARKET FUND									
	USBMMF	First American Treasury Obligations Fund			40,574.07	40,574.07	0.01		
TOTAL PORTFOLIO					24,066,112.55	23,671,053.99	0.41	2.04	

Disclosures:

RedTree's internal accounting system is used as the source of the market value of this account. Although obtained from a source believed to be reliable, we cannot guarantee its accuracy. You should review all account statements provided by the custodian and compare with the statements provided by RedTree.

Questions? Call 888.596.2293 or email info@redtreeinv.com

Monthly Activity Reports
Medina City School District
US Bank Custodian Acct Ending x70982
From 01-01-22 Through 01-31-22

GROSS INTEREST INCOME

<u>Ex-Date</u>	<u>Pay-Date</u>	<u>Security</u>	<u>Amount</u>
U.S. GOVERNMENT AGENCY NOTES			
01-27-22	01-27-22	Federal Farm Credit Bank 0.470% Due 01-27-25	2,820.00
MONEY MARKET FUND			
01-03-22	01-03-22	First American Treasury Obligations Fund	0.29
GROSS INCOME			2,820.29

Disclosures:

RedTree's internal accounting system is used as the source of the market value of this account. Although obtained from a source believed to be reliable, we cannot guarantee its accuracy. You should review all account statements provided by the custodian and compare with the statements provided by RedTree.

Questions? Call 888.596.2293 or email info@redtreeinv.com

Purchase and Sale
Medina City School District
US Bank Custodian Acct Ending x70982
From 01-01-22 Through 01-31-22

<u>Trade Date</u>	<u>Settle Date</u>	<u>Quantity</u>	<u>Security</u>	<u>Unit Price</u>	<u>Amount</u>
-----------------------	------------------------	-----------------	-----------------	-----------------------	---------------

No transactions were found!

Disclosures:

RedTree's internal accounting system is used as the source of the market value of this account. Although obtained from a source believed to be reliable, we cannot guarantee its accuracy. You should review all account statements provided by the custodian and compare with the statements provided by RedTree.

Questions? Call 888.596.2293 or email info@redtreeinv.com

Realized Gains/Losses
Medina City School District
US Bank Custodian Acct Ending x70982
 From 01-01-22 Through 01-31-22

Open Date	Close Date	Quantity	Security	Cost Basis	Proceeds	Gain Or Loss	
						Short Term	Long Term
TOTAL GAINS						0.00	0.00
TOTAL LOSSES						0.00	0.00
						0.00	0.00
TOTAL REALIZED GAIN/LOSS		0.00			0.00	0.00	0.00

Disclosures:

RedTree's internal accounting system is used as the source of the market value of this account. Although obtained from a source believed to be reliable, we cannot guarantee its accuracy. You should review all account statements provided by the custodian and compare with the statements provided by RedTree.

Questions? Call 888.596.2293 or email info@redtreeinv.com

ENV# CEBLZFMFBKTXD_BBBBB
FIFTH THIRD SECURITIES, INC.
MD 1M0B2A
5050 KINGSLEY DRIVE
CINCINNATI, OH 45263



MEDINA CITY SCHOOLS
DAVID CHAMBERS
739 WEYMOUTH RD
MEDINA OH 44256

STATEMENT FOR THE PERIOD JANUARY 1, 2022 TO JANUARY 31, 2022

MEDINA CITY SCHOOLS - Corporation
Account Number: [REDACTED]

By the courtesy of:
CARTER/SAVAGE

For questions about your accounts:
Local: 614 744 5496
In-State: 614 744 7074
National: 888 889 1025

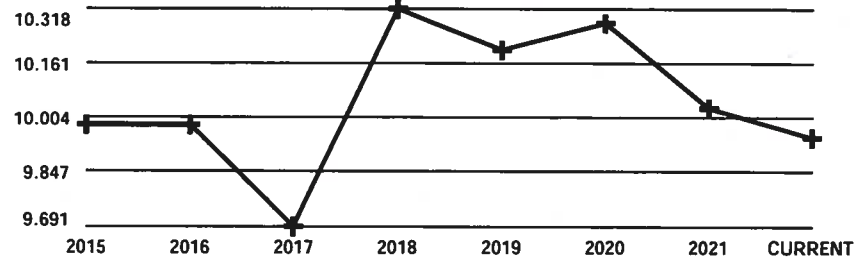
TOTAL VALUE OF YOUR PORTFOLIO **\$9,947,004.50**

FOR YOUR INFORMATION

Fifth Third Securities, Inc. Investments offered through Fifth Third Securities, Inc., member FINRA/SIPC

CHANGE IN VALUE OF YOUR PORTFOLIO

\$ millions



Change In Value Of Your Portfolio information can be found in Miscellaneous Footnotes at the end of this statement.

Fifth Third Securities, Inc.

MN_CEBLZFMFBKTXD_BBBBB 20220131

Account carried with National Financial Services LLC, Member
NYSE, SIPC

Statement for the Period January 1, 2022 to January 31, 2022

MEDINA CITY SCHOOLS - Corporation
Account Number: [REDACTED]



Account Overview

CHANGE IN ACCOUNT VALUE	Current Period	Year-to-Date
BEGINNING VALUE	\$10,031,983.03	\$10,031,983.03
Additions and Withdrawals	(\$5,440.03)	(\$5,440.03)
Misc. & Corporate Actions	\$0.00	\$0.00
Income	\$5,440.03	\$5,440.03
Taxes, Fees and Expenses	\$0.00	\$0.00
Change in Value	(\$84,978.53)	(\$84,978.53)
ENDING VALUE (AS OF 01/31/22)	\$9,947,004.50	\$9,947,004.50

Refer to Miscellaneous Footnotes for more information on Change in Value.

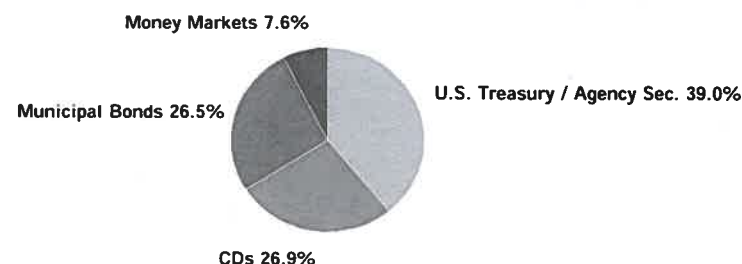
INCOME	Current Period	Year-to-Date
TAXABLE		
Taxable Dividends	\$16.39	\$16.39
Taxable Interest	\$5,423.64	\$5,423.64
TOTAL TAXABLE	\$5,440.03	\$5,440.03
TOTAL INCOME	\$5,440.03	\$5,440.03

Taxable income is determined based on information available to NFS at the time the statement was prepared, and is subject to change. Final information on taxation of interest and dividends is available on Form 1099-Div, which is mailed in February of the subsequent year.

MESSAGES AND ALERTS

Customers wishing to learn more about their investment professional can contact the FINRA BrokerCheck Hotline Number at 1-800-289-9999 or visit the FINRA Regulation website www.finra.org. Customers can also obtain an investor brochure that includes information describing the FINRA BrokerCheck program by contacting Brokerage Operations 1-888-889-1025.

ACCOUNT ALLOCATION



	Percent	Prior Period	Current Period
Money Markets	7.6 %	\$751,459.39	\$751,459.39
CDs	26.9	\$2,688,538.64	\$2,674,425.11
Municipal Bonds	26.5	\$2,669,731.00	\$2,638,752.25
U.S. Treasury / Agency Sec.	39.0	\$3,922,254.00	\$3,882,367.75
TOTAL	100.0 %	\$10,031,983.03	\$9,947,004.50

Account Allocation shows the percentage that each asset class represents of your total account value. Account Allocation for equities, fixed income, and other categories may include mutual funds and may be net of short positions. NFS has made assumptions concerning how certain mutual funds are allocated. Closed-end mutual funds and Exchange Traded Products (ETPs) listed on an exchange may be included in the equity allocation. The chart may not reflect your actual portfolio allocation. Consult your broker dealer prior to making investment decisions.

Beginning in January 2022, National Financial Services is enhancing customer account statements to create a new Account Overview line item for Misc. and Corporate Actions. This will reflect transaction totals for the corresponding subsection under Activity with an updated proximity disclosure to include details on how the line item is calculated. In addition, the Change in Value definition within the Miscellaneous Footnotes section will reference the new Misc. and Corporate Actions line item. 1008319.1.0

Fifth Third Securities, Inc.

MN_CEBLZFMFBKTXD_BBBBB 20220131

Account carried with National Financial Services LLC, Member
NYSE, SIPC

Statement for the Period January 1, 2022 to January 31, 2022

MEDINA CITY SCHOOLS - Corporation
Account Number: [REDACTED]



Account Overview *continued*

MESSAGES AND ALERTS *continued*

Please note that the FDIC insured deposit at Fifth Third Bank under the Fifth Third BD Program is not covered by SIPC. The FDIC insured deposit is eligible for FDIC insurance subject to FDIC coverage limits at the time funds are deposited at Fifth Third Bank. As referenced in the Fifth Third BD Program disclosure document, clients are responsible for monitoring their total assets at Fifth Third Bank to determine the extent of available FDIC coverage.

Fifth Third Securities reminds you to please promptly report any inaccuracies or discrepancies in your account to Brokerage Operations by calling 1-888-889-1025. Please reconfirm any oral communications in writing to your investment professional to further protect your rights under the Securities Investor Protection Act SIPC. Visit [53.com/FTSdisclosure](https://www.53.com/FTSdisclosure) to find important disclosures for retail investors, which includes information on the services our firm offers, fees, costs, and conflicts of interest.

Customers wishing to learn more about how an order is routed or executed should notify their investment professional in writing. Pursuant to SEC rules, customers can request details on the identity of the venue to which their orders were routed for execution. A written report will be furnished upon request. To learn more about how your order is routed online, please visit <https://www.53.com/investments>.

Statement for the Period January 1, 2022 to January 31, 2022

MEDINA CITY SCHOOLS - Corporation
Account Number: [REDACTED]



Holdings

NFS-provided cost basis, realized gain (loss) and holding period information may not reflect all adjustments necessary for tax purposes. Please refer to Footnotes and Cost Basis Information at the end of this statement for more information.

For additional information regarding your holdings, please refer to the footnotes at the end of the statement.

Client Investment - Reflects the amount from share purchases, transfers and conversions that have customer or third party provided cost basis. The amount does not reflect all account activity, including, but not limited to shares acquired via certain corporate actions, gifted/inherited, date of death step-up, or dividend reinvestments. The amount may fluctuate over time based on activity within the account due to buying, transferring or converting additional shares or selling all or part of a security. Transfers or conversions that do not have cost basis will not be reflected in the Client Investment amount. The reflected Client Investment amount does not represent your cost basis reported on IRS Form 1099-B, as it is a separate calculation.

CASH AND CASH EQUIVALENTS - 7.55% of Total Account Value

Description	Symbol/Cusip Account Type	Quantity	Price on 01/31/22	Current Market Value	Estimated Annual Income
Money Markets					
FEDERATED HERMES GOVT OBLIGATIONS IS	GOIXX	751,459.39	\$1.00	\$751,459.39	
7 DAY YIELD .03%	CASH				
Dividend Option Cash					
Capital Gain Option Cash					
Total Cash and Cash Equivalents				\$751,459.39	

Fifth Third Securities, Inc.

MN_CEBLZFMFBBKTJXD_BBBBB 20220131

Account carried with National Financial Services LLC, Member
NYSE, SIPC

Statement for the Period January 1, 2022 to January 31, 2022

MEDINA CITY SCHOOLS - Corporation
Account Number: [REDACTED]



HOLDINGS > FIXED INCOME - 92.45% of Total Account Value

ALERT: You have a fixed income position due to mature within the next 90 days.

For an explanation of fixed income pricing, please see the last page. Redemption schedule(s), bond rating(s), and other information are provided where available. If information does not appear regarding a particular investment, it is not available. The ratings on this statement are provided by Standard & Poor's and/or Moody's to rate the quality based on the respective rating agency's assessment. Ratings information from Standard & Poor's ("S&P") may not be reproduced. S&P credit ratings are statements of opinion and are not statements of fact or recommendations to purchase, hold, or sell securities, nor do they address the suitability of securities for investment purposes, and should not be relied on as investment advice. S&P does not guarantee the accuracy, completeness, timeliness or availability of any information, including ratings, and is not responsible for errors or omissions (negligent or otherwise). S&P gives no express or implied warranties, including but not limited to any warranties of merchantability or fitness for a particular purpose or use. S&P shall not be liable for any direct, indirect, incidental, exemplary, compensatory, punitive, special or consequential damages, costs, expenses, legal fees, or losses (including lost income or profits and opportunity costs) in connection with any use of ratings.

Description	Symbol/Cusip Account Type	Quantity	Estimated Price on 01/31/22	Estimated Current Market Value	Estimated Annual Income	Original/Adjusted Cost Basis	Unrealized Gain (Loss)
CDs							
Certificates of Deposit (CDs), including Market Indexed CDs and Market Linked CDs (collectively, MCDs) are generally shown at estimated market prices based upon a matrix or model pricing method that may not represent the actual price if sold prior to maturity. However, CDs and MCDs may be shown at face value for up to seven calendar days from date of issue if estimated market prices have not been received from a third party pricing vendor. The actual value of CDs and MCDs may be different from their purchase price. CDs and MCDs are subject to interest rate risk. The estimated market price reflected for MCDs may not be based on the actual closing value of the linked market index on the final maturity date and the market value of MCDs may not correspond directly to increases or decreases in the underlying linked market index. You may sell CDs or MCDs in the secondary market subject to market conditions. The secondary market for CDs and MCDs is generally illiquid. If sold prior to maturity, the value of MCDs may be less than the purchase amount or face value. The sale or redemption of any fixed income security prior to maturity may result in a substantial gain or loss, and an early withdrawal penalty may apply. Certain MCDs may only be redeemed on pre-specified liquidation dates and may have call features that allow the issuer to call the MCD prior to maturity. Certain Step Rate CDs are also subject to reinvestment risk if call provisions are exercised by the issuer and if a CD with a comparable rate is not available.							
See sales materials or contact your broker/dealer for additional information.							
MEDALLION BK UTAH CD 2.45000% 02/16/2022	58404DBD2	245,000	\$1.00104	\$245,254.80	\$6,002.50	\$245,000.00	
FDIC INSURED	CASH						
CPN PMT MONTHLY							
Next Interest Payable: 02/16/22							
Estimated Yield 2.44%							
Accrued Interest \$263.12							
Average Unit Cost \$1.00							
Client Investment \$245,000.00							
Adjusted Cost Basis						\$245,000.00	D \$254.80
NORTHFIELD BK STATEN ISLAND NY CD	66612ACG1	245,000	\$1.00144	\$245,352.80	\$6,002.50	\$245,000.00	
2.45000% 02/22/2022 FDIC INSURED	CASH						
CPN PMT SEMI-ANNUAL							
ON AUG 21, FEB 21							
Next Interest Payable: 02/22/22							
Estimated Yield 2.44%							
Accrued Interest \$2697.01							
Average Unit Cost \$1.00							
Client Investment \$245,000.00							
Adjusted Cost Basis						\$245,000.00	D \$352.80
WELLS FARGO NATL BK WEST LAS V CD	949495AF2	245,000	\$1.01281	\$248,138.45	\$4,532.50	\$245,000.00	

Fifth Third Securities, Inc.

Account carried with National Financial Services LLC, Member
NYSE, SIPC

MN_CEBLZFMFBKTXJD_BBBBB 20220131

Statement for the Period January 1, 2022 to January 31, 2022

MEDINA CITY SCHOOLS - Corporation
Account Number: [REDACTED]



HOLDINGS > FIXED INCOME *continued*

Description	Symbol/Cusip Account Type	Quantity	Estimated Price on 01/31/22	Estimated Current Market Value	Estimated Annual Income	Original/Adjusted Cost Basis	Unrealized Gain (Loss)
WELLS FARGO NATL BK WEST LAS V CD 1.85000% 12/30/2022 FDIC INSURED CPN PMT MONTHLY Next Interest Payable: 02/28/22 Estimated Yield 1.82% Accrued Interest \$24.84 Average Unit Cost \$1.00 Client Investment \$245,000.00 Adjusted Cost Basis	949495AF2 CASH	<i>continued</i>				\$245,000.00 D	\$3,138.45
EVERGREEN BK GROUP ILL CD 1.05000% 04/17/2023 FDIC INSURED CPN PMT MONTHLY Next Interest Payable: 02/15/22 Estimated Yield 1.04% Accrued Interest \$112.48 Average Unit Cost \$1.00 Client Investment \$230,000.00 Adjusted Cost Basis	300185JK2 CASH	230,000	\$1.00539	\$231,239.70	\$2,415.00	\$230,000.00 D	\$1,239.70
FIRST SOURCE BK SOUTH BEND IND CD 1.35000% 08/03/2023 FDIC INSURED CPN PMT MONTHLY Next Interest Payable: 02/03/22 Estimated Yield 1.33% Accrued Interest \$232.75 Average Unit Cost \$1.00 Client Investment \$217,000.00 Adjusted Cost Basis	33646CMB7 CASH	217,000	\$1.00897	\$218,946.49	\$2,929.50	\$217,000.00 D	\$1,946.49
NEW YORK COMMUNITY BANK CD 0.30000% 12/11/2023 FDIC INSURED CPN PMT SEMI-ANNUAL ON JUN 11, DEC 11 Next Interest Payable: 06/11/22 Estimated Yield 0.30% Accrued Interest \$106.42 Average Unit Cost \$1.00 Client Investment \$249,000.00 Adjusted Cost Basis	649447UH0 CASH	249,000	\$0.98838	\$246,106.62	\$747.00	\$249,000.00 D	(\$2,893.38)
MORGAN STANLEY BK N A CD 0.25000%	61765QQ28	249,000	\$0.98845	\$246,124.05	\$622.50	\$249,000.00	

Fifth Third Securities, Inc.

Account carried with National Financial Services LLC, Member
NYSE, SIPC

MN_CEBLZFMFBKTXD_BBBBB 20220131

Statement for the Period January 1, 2022 to January 31, 2022

MEDINA CITY SCHOOLS - Corporation
Account Number: [REDACTED]



HOLDINGS > FIXED INCOME *continued*

Description	Symbol/Cusip Account Type	Quantity	Estimated Price on 01/31/22	Estimated Current Market Value	Estimated Annual Income	Original/Adjusted Cost Basis	Unrealized Gain (Loss)
MORGAN STANLEY BK N A CD 0.25000%	61765QQ28	<i>continued</i>					
01/08/2024 FDIC INSURED	CASH						
CPN PMT QUARTERLY							
ON OCT 08, JAN 08, APR 08, JUL 08							
Next Interest Payable: 04/08/22							
STEP COUPON							
RESET FREQUENCY TERM MODE							
NEXT RESET 07/08/2022 @ 0.35000							
Estimated Yield 0.25%							
Accrued Interest \$39.23							
Average Unit Cost \$1.00							
Client Investment \$249,000.00							
Adjusted Cost Basis						\$249,000.00 D	(\$2,875.95)
CFBANK FAIRLAWN OH CD 2.80000%	15721UCY3	235,000	\$1.03725	\$243,753.75	\$6,580.00	\$235,000.00	
03/15/2024 FDIC INSURED	CASH						
CPN PMT MONTHLY							
Next Interest Payable: 02/15/22							
Estimated Yield 2.69%							
Accrued Interest \$306.47							
Average Unit Cost \$1.00							
Client Investment \$235,000.00							
Adjusted Cost Basis						\$235,000.00 D	\$8,753.75
FIRST & FMRS BK PORTLAND ND CD 2.40000%	31860PAL2	245,000	\$1.03055	\$252,484.75	\$5,880.00	\$245,000.00	
05/30/2024 FDIC INSURED	CASH						
CPN PMT MONTHLY							
Next Interest Payable: 02/28/22							
Estimated Yield 2.32%							
Accrued Interest \$32.22							
Average Unit Cost \$1.00							
Client Investment \$245,000.00							
Adjusted Cost Basis						\$245,000.00 D	\$7,484.75
STATE BK REESEVILLE WIS CD 2.25000%	856487AX1	240,000	\$1.02762	\$246,628.80	\$5,400.00	\$240,000.00	
06/28/2024 FDIC INSURED	CASH						
CPN PMT MONTHLY							
Next Interest Payable: 02/28/22							
Estimated Yield 2.19%							
Accrued Interest \$59.18							
Average Unit Cost \$1.00							

Fifth Third Securities, Inc.

Account carried with National Financial Services LLC, Member
NYSE, SIPC

MN_CEBLZFMFBKTXD_BBBBB 20220131

Statement for the Period January 1, 2022 to January 31, 2022

MEDINA CITY SCHOOLS - Corporation
Account Number: [REDACTED]



HOLDINGS > FIXED INCOME *continued*

Description	Symbol/Cusip Account Type	Quantity	Estimated Price on 01/31/22	Estimated Current Market Value	Estimated Annual Income	Original/Adjusted Cost Basis	Unrealized Gain (Loss)
STATE BK REESEVILLE WIS CD 2.25000%	856487AX1	<i>continued</i>					
Client Investment	\$240,000.00						
Adjusted Cost Basis						\$240,000.00 D	\$6,628.80
RAYMOND JAMES BK NATL ASSN CD 2.00000%	75472RAE1	245,000	\$1.02202	\$250,394.90	\$4,900.00	\$245,000.00	
08/23/2024 FDIC INSURED	CASH						
CPN PMT SEMI-ANNUAL							
ON FEB 23, AUG 23							
Next Interest Payable: 02/23/22							
Estimated Yield 1.95%							
Accrued Interest	\$2174.79						
Average Unit Cost	\$1.00						
Client Investment	\$245,000.00						
Adjusted Cost Basis						\$245,000.00 D	\$5,394.90
Total CDs		2,645,000		\$2,674,425.11	\$46,011.50	\$2,645,000.00	\$29,425.11
Municipal Bonds							
WASHINGTON OHIO LOC SCH DIST LUCAS CNTY	939483FM0	775,000	\$103.567	\$802,644.25	\$38,750.00	\$835,054.75	
05.00000% 12/01/2022 FACS CONSTR IMPT GO	CASH						
UNLTD TAX BDS SER. 2020 A							
OH SCH DST CR ENH PG							
UNLIMITED GEN OBLIG							
MOODY'S Aa2							
CPN PMT SEMI-ANNUAL							
ON DEC 01, JUN 01							
Next Interest Payable: 06/01/22							
Accrued Interest	\$6458.33						
Average Unit Cost	\$102.46						
Client Investment	\$835,054.75						
Adjusted Cost Basis						\$794,086.99 D	\$8,557.26
COLUMBUS OHIO ST CMNTY COLLEGE 00.56700%	19954VAJ6	250,000	\$97.476	\$243,690.00	\$1,417.50	\$250,000.00	
12/01/2024 TAXABLE FACS CONSTR IMPT GO	CASH						
UNLTD TAX BDS SER. 2020 B							
UNLIMITED GEN OBLIG							
MOODY'S Aa1 /S&P AA							
CPN PMT SEMI-ANNUAL							
ON JUN 01, DEC 01							
Next Interest Payable: 06/01/22							
Accrued Interest	\$236.25						

Fifth Third Securities, Inc.

Account carried with National Financial Services LLC, Member
NYSE, SIPC

MN_CEBLZFMFBKTXD_BBBBB 20220131

Statement for the Period January 1, 2022 to January 31, 2022

MEDINA CITY SCHOOLS - Corporation
Account Number: [REDACTED]



HOLDINGS > FIXED INCOME *continued*

Description	Symbol/Cusip Account Type	Quantity	Estimated Price on 01/31/22	Estimated Current Market Value	Estimated Annual Income	Original/Adjusted Cost Basis	Unrealized Gain (Loss)
COLUMBUS OHIO ST CMNTY COLLEGE 00.56700% 19954VAJ6 <i>continued</i>							
Average Unit Cost							
Client Investment							
Adjusted Cost Basis						\$250,000.00 D	(\$6,310.00)
CENTERVILLE OHIO CITY SCH DIST 00.81900% 152239JX8							
12/01/2025 TAXABLE UNLTD TAX GO IMPT REF	CASH	250,000	\$96.948	\$242,370.00	\$2,047.50	\$250,772.50	
BDS SER. 2020							
UNLIMITED GEN OBLIG							
MOODY'S Aa1							
CPN PMT SEMI-ANNUAL							
ON DEC 01, JUN 01							
Next Interest Payable: 06/01/22							
Accrued Interest							
Average Unit Cost							
Client Investment							
Adjusted Cost Basis						\$250,650.17 D	(\$8,280.17)
FRANKLIN CNTY OHIO TAXABLE GO LTD TAX 3531727W3							
00.85000% 06/01/2026 VAR PURP REF BDS	CASH	1,400,000	\$96.432	\$1,350,048.00	\$11,900.00	\$1,400,000.00	
SER. 2021 B							
LIMITED GEN OBLIG							
MOODY'S Aaa /S&P AAA							
CPN PMT SEMI-ANNUAL							
ON DEC 01, JUN 01							
Next Interest Payable: 06/01/22							
Accrued Interest							
Average Unit Cost							
Client Investment							
Adjusted Cost Basis						\$1,400,000.00 D	(\$49,952.00)
Total Municipal Bonds		2,675,000		\$2,638,752.25	\$54,115.00	\$2,694,737.16	(\$55,984.91)
U.S. Treasury / Agency Securities							
FEDERAL NATL MTG ASSN NOTE 0.42000% 3135G06E8							
11/18/2024	CASH	275,000	\$97.401	\$267,852.75	\$1,155.00	\$274,835.00	
MOODY'S Aaa /S&P AA+							
CPN PMT SEMI-ANNUAL							
ON MAY 18, NOV 18							
Next Interest Payable: 05/18/22							
CALLABLE ON 11/18/2022 @ 100.0000							

Fifth Third Securities, Inc.

Account carried with National Financial Services LLC, Member
NYSE, SIPC

MN_CEBLZFMFBKTXD_BBBBB 20220131

Statement for the Period January 1, 2022 to January 31, 2022

MEDINA CITY SCHOOLS - Corporation
Account Number: [REDACTED]



HOLDINGS > FIXED INCOME *continued*

Description	Symbol/Cusip Account Type	Quantity	Estimated Price on 01/31/22	Estimated Current Market Value	Estimated Annual Income	Original/Adjusted Cost Basis	Unrealized Gain (Loss)
FEDERAL NATL MTG ASSN NOTE 0.42000%	3135G06E8	<i>continued</i>					
Accrued Interest \$234.21							
Average Unit Cost \$99.94							
Client Investment \$274,835.00							
Adjusted Cost Basis						\$274,835.00 D	(\$6,982.25)
FEDERAL FARM CR BKS BOND 0.53000%	3133EMFC1	1,000,000	\$97.673	\$976,730.00	\$5,300.00	\$998,500.00	
07/29/2025	CASH						
MOODY'S Aaa /S&P AA+							
CPN PMT SEMI-ANNUAL							
ON JAN 29, JUL 29							
Next Interest Payable: 07/29/22							
CONTINUOUSLY CALLABLE FROM 10/29/2021							
CALLABLE ON 02/04/2022 @ 100.0000							
Accrued Interest \$29.44							
Average Unit Cost \$99.85							
Client Investment \$998,500.00							
Adjusted Cost Basis						\$998,500.00 D	(\$21,770.00)
FEDERAL FARM CR BKS BOND 0.61000%	3133EL4W1	1,000,000	\$96.777	\$967,770.00	\$6,100.00	\$1,000,000.00	
08/25/2025	CASH						
MOODY'S Aaa /S&P AA+							
CPN PMT SEMI-ANNUAL							
ON FEB 25, AUG 25							
Next Interest Payable: 02/25/22							
CONTINUOUSLY CALLABLE FROM 02/25/2021							
CALLABLE ON 02/04/2022 @ 100.0000							
Accrued Interest \$2643.33							
Average Unit Cost \$100.00							
Client Investment \$1,000,000.00							
Adjusted Cost Basis						\$1,000,000.00 D	(\$32,230.00)
FEDERAL HOME LOAN BA SER L7-2026	3130ALVT8	1,000,000	\$98.531	\$985,310.00	\$5,000.00	\$1,000,000.00	
0.50000% 04/14/2026	CASH						
MOODY'S Aaa /S&P AA+							
CPN PMT SEMI-ANNUAL							
ON OCT 14, APR 14							
Next Interest Payable: 04/14/22							
CALLABLE ON 04/14/2022 @ 100.0000							
STEP COUPON							
RESET FREQUENCY TERM MODE							

Fifth Third Securities, Inc.

Account carried with National Financial Services LLC, Member
NYSE, SIPC

MN _CEBLZFMFBKJTJXD_BBBBB 20220131

Statement for the Period January 1, 2022 to January 31, 2022

MEDINA CITY SCHOOLS - Corporation
Account Number: [REDACTED]



HOLDINGS > FIXED INCOME *continued*

Description	Symbol/Cusip Account Type	Quantity	Estimated Price on 01/31/22	Estimated Current Market Value	Estimated Annual Income	Original/Adjusted Cost Basis	Unrealized Gain (Loss)
FEDERAL HOME LOAN BA SER L7-2026	3130ALVT8	continued					
NEXT RESET 04/14/2023							
Accrued Interest \$1486.11							
Average Unit Cost \$100.00							
Client Investment \$1,000,000.00							
Adjusted Cost Basis						\$1,000,000.00 D	(\$14,690.00)
FEDERAL HOME LOAN BA SER TX-9026	3130ANZM5	700,000	\$97.815	\$684,705.00	\$4,200.00	\$698,999.00	
0.60000% 09/30/2026	CASH						
MOODY'S Aaa /S&P AA+							
CPN PMT SEMI-ANNUAL							
ON MAR 30, SEP 30							
1ST CPN DTE 03/30/2022							
Next Interest Payable: 03/30/22							
CALLABLE ON 03/30/2022 @ 100.0000							
STEP COUPON							
RESET FREQUENCY TERM MODE							
NEXT RESET 03/30/2022 @ 0.65000							
Accrued Interest \$1400.00							
Average Unit Cost \$99.86							
Client Investment \$698,999.00							
Adjusted Cost Basis						\$698,999.00 D	(\$14,294.00)
Total U.S. Treasury / Agency Securities		3,975,000		\$3,882,367.75	\$21,755.00	\$3,972,334.00	(\$89,966.25)
Total Fixed Income		9,295,000		\$9,195,545.11	\$121,881.50	\$9,312,071.16	(\$116,526.05)
Total Fixed Income Client Investment	\$9,353,161.25						
Total Securities				\$9,195,545.11	\$121,881.50	\$9,312,071.16	(\$116,526.05)
TOTAL PORTFOLIO VALUE				\$9,947,004.50	\$121,881.50	\$9,312,071.16	(\$116,526.05)
TOTAL CLIENT INVESTMENT	\$9,353,161.25						

Fifth Third Securities, Inc.

Account carried with National Financial Services LLC, Member
NYSE, SIPC

MN_CEBLZFMFBKJTJD_BBBBB 20220131

Statement for the Period January 1, 2022 to January 31, 2022

MEDINA CITY SCHOOLS - Corporation
Account Number: [REDACTED]



Activity

NFS-provided cost basis, realized gain (loss) and holding period information may not reflect all adjustments necessary for tax purposes. Please refer to Footnotes and Cost Basis Information at the end of this statement for more information.

CORE FUND ACTIVITY

For more information about the operation of your core account, please refer to your Customer Agreement.

Settlement Date	Account Type	Transaction	Description	Quantity	Amount
01/03/22	CASH	YOU BOUGHT	FEDERATED HERMES GOVT OBLIGATIONS IS @ 1	16.39	(\$16.39)
01/10/22	CASH	YOU BOUGHT	FEDERATED HERMES GOVT OBLIGATIONS IS @ 1	156.9	(\$156.90)
01/18/22	CASH	YOU BOUGHT	FEDERATED HERMES GOVT OBLIGATIONS IS @ 1	1,273.76	(\$1,273.76)
01/28/22	CASH	YOU BOUGHT	FEDERATED HERMES GOVT OBLIGATIONS IS @ 1	458.63	(\$458.63)
01/31/22	CASH	YOU SOLD	FEDERATED HERMES GOVT OBLIGATIONS IS @ 1	(1,905.68)	\$1,905.68
TOTAL CORE FUND ACTIVITY					\$0.00

ACTIVITY > ADDITIONS AND WITHDRAWALS > OTHER ADDITIONS AND WITHDRAWALS

Date	Account Type	Transaction	Description	Quantity	Amount
Other Additions and Withdrawals					
01/31/22	CASH	WIRE TRANS TO BANK	WD65577052 THE HUNTINGTON NATIONAL BANK [REDACTED]		(\$5,440.03)
Total Other Additions and Withdrawals					(\$5,440.03)

Fifth Third Securities, Inc.

MN_CEBLZFMFBKTXD_BBBBB 20220131

Account carried with National Financial Services LLC, Member
NYSE, SIPC

Statement for the Period January 1, 2022 to January 31, 2022

MEDINA CITY SCHOOLS - Corporation
Account Number: [REDACTED]



ACTIVITY *continued*

	Amount
TOTAL ADDITIONS AND WITHDRAWALS	(\$5,440.03)

ACTIVITY > INCOME > TAXABLE INCOME

Settlement Date	Account Type	Transaction	Description	Quantity	Amount
Taxable Dividends					
12/31/21	CASH	DIVIDEND RECEIVED	FEDERATED HERMES GOVT OBLIGATIONS IS DIVIDEND RECEIVED		\$16.39
Total Taxable Dividends					\$16.39
Taxable Interest					
01/10/22	CASH	INTEREST	MORGAN STANLEY BK N A CD 0.25000% 01/08/2024		\$156.90
01/15/22	CASH	INTEREST	CFBANK FAIRLAWN OH CD 2.80000% 03/15/2024		\$558.85
01/15/22	CASH	INTEREST	EVERGREEN BK GROUP ILL CD 1.05000% 04/17/2023		\$205.11
01/16/22	CASH	INTEREST	MEDALLION BK UTAH CD 2.45000% 02/16/2022		\$509.80
01/28/22	CASH	INTEREST	STATE BK REESEVILLE WIS CD 2.25000% 06/28/2024		\$458.63
01/30/22	CASH	INTEREST	FIRST & FMRS BK PORTLAND ND CD 2.40000% 05/30/2024		\$499.40
01/30/22	CASH	INTEREST	WELLS FARGO NATL BK WEST LAS V CD 1.85000% 12/30/2022		\$384.95
01/31/22	CASH	INTEREST	FEDERAL FARM CR BKS BOND 0.53000% 07/29/2025		\$2,650.00
Total Taxable Interest					\$5,423.64
Total Taxable Income					\$5,440.03

Fifth Third Securities, Inc.

MN_CEBLZFMFBKJTJD_BBBBB 20220131

Account carried with National Financial Services LLC, Member
NYSE, SIPC

Statement for the Period January 1, 2022 to January 31, 2022

MEDINA CITY SCHOOLS - Corporation
Account Number: [REDACTED]



ACTIVITY *continued*

	Amount
TOTAL INCOME	\$5,440.03

Footnotes and Cost Basis Information

Amortization, accretion and similar adjustments to cost basis have been provided for many fixed income securities (and some bond-like equities), however, they are not provided for certain types, such as short-term instruments, Unit Investment Trusts, foreign fixed income securities, or those that are subject to early prepayment of principal (pay downs). Where current year premium or acquisition premium amortization is provided, the prior years' cumulative amortization is reflected in the adjusted cost basis, but we cannot provide a breakdown or the total of such prior amortization amounts.

NFS is required to report certain cost basis and related information to the IRS on the Form 1099-B. Your official 1099-B forms for certain transactions will reflect which lots have been sold for tax purposes. To apply a specific identification cost basis method to 1099-B reporting, appropriate instructions must be on file with NFS or be received by NFS before the trade has settled. Absent such instructions, NFS determines cost basis at the time of sale based on its default methods of average cost for open-end mutual funds and first-in, first-out (FIFO) for all other (including ETFs) unless your broker dealer has elected to use another default method. NFS applies FIFO (or other disposal method, if applicable) based on its records, which may be different from yours. For transactions that are not subject to 1099-B cost basis reporting, you should refer to your trade confirmations and other applicable records to determine which lots were considered sold for tax purposes.

While NFS must meet IRS requirements with respect to certain information required to be reported to the IRS, NFS-provided cost basis, realized gain and loss, and holding period information may not reflect all adjustments necessary for your tax reporting purposes. NFS makes no warranties with respect to and specifically disclaims any liability arising out of a customer's use of, or any tax position taken in reliance upon, such information.

For investments in partnerships, NFS does not make any adjustments to cost basis information as the calculation of basis in such investments requires supplemental information from the partnership on its income and distributions during the period you held your investment. Partnerships usually provide this additional information on a Form K-1 issued by April 15th of the following year.

Consult your tax advisor for further information.

Cost basis and gain/loss information is provided as a service to corporate accounts. The information listed in the year-to-date gain/loss summary section is based on a calendar year (January - December). If your business/entity has a fiscal year end other than December 31st for tax purposes, the year-to-date information will not apply. If you have questions about your tax situation, consult your tax advisor.

D - Adjusted cost basis reflects any cumulative original issue discount, premium, or acquisition premium, and it assumes such amounts were amortized by the taxpayer over the life of the security from acquisition date through disposition date. For securities still held, maturity date was used instead of disposition date. Premium amortization was calculated using the yield-to-maturity method. Acquisition premium was calculated using the ratable accrual method. If applicable, adjusted cost basis reflects market discount accretion which was calculated using the straight-line method and was recognized at disposition date. Gain/loss displayed for this transaction was based on cost basis as adjusted for premium and discount as stated above and does not reflect any losses disallowed because of wash sales (if applicable). The adjusted cost basis may not reflect all adjustments necessary for tax reporting purposes and may also not apply if you are using an alternative amortization calculation method. Refer to IRS Publication 550, Investment Income and Expenses, for additional information.

If a sale, redemption or other disposition involved multiple tax lots, the transaction's totals may have been calculated using a combination of adjusted and unadjusted cost basis information. For lots where adjusted cost basis and its associated gain/loss are known, that was used, otherwise "regular" unadjusted cost basis and its associated gain/loss was used.

Brokerage
Account Statement

January 1, 2022 - January 31, 2022

Account Number: [REDACTED]

MEDINA CITY SCHOOLS
739 WEYMOUTH RD
MEDINA OH 44256-2037**Your Account Executive:**
ANDREW CARDINALI**Portfolio at a Glance**

	This Period
BEGINNING ACCOUNT VALUE	\$12,567,188.44
Withdrawals (Cash & Securities)	-4,544.74
Dividends, Interest and Other Income	9,373.49
Net Change in Portfolio¹	-65,007.57
ENDING ACCOUNT VALUE	\$12,507,009.62
Estimated Annual Income	\$97,919.50

¹ Net Change in Portfolio is the difference between the ending account value and beginning account value after activity.**Asset Summary**

Percent	Asset Type	Last Period	This Period
1%	Cash, Money Funds, and Bank Deposits	657.91	5,486.66
99%	Fixed Income	12,566,530.53	12,501,522.96
100%	Account Total	\$12,567,188.44	\$12,507,009.62

Please review your allocation periodically with your Account Executive.

Client Service Information**Your Account Executive:** ATT
ANDREW CARDINALI**Contact Information**
E-Mail: customerservice@mbssecurities.com**Client Service Information**
Service Hours: Weekdays 09:00 a.m. - 05:00 p.m. (EST)
Client Service Telephone Number: (800) 967-9045
Web Site: WWW.MBSSECURITIES.COM

Your Account Information

INVESTMENT OBJECTIVE

Investment Objective: NONE SPECIFIED

Please discuss your investment objective with your Account Executive.

TAX LOT DEFAULT DISPOSITION METHOD

Default Method for Mutual Funds: First In First Out

Default Method for Stocks in a Dividend Reinvestment Plan: First In First Out

Default Method for all Other Securities: First In First Out

BOND AMORTIZATION ELECTIONS

Amortize premium on taxable bonds based on Constant Yield Method: Yes

Accrual market discount method for all other bond types: Constant Yield Method

Include market discount in income annually: No

ELECTRONIC DELIVERY

Your electronic delivery selections for account communications are listed below:

Electronic Delivery

Enrollment	Communication
<input checked="" type="checkbox"/>	Statements and Reports
<input checked="" type="checkbox"/>	Trade Confirmations
<input checked="" type="checkbox"/>	Tax Documents
<input checked="" type="checkbox"/>	Notifications
<input checked="" type="checkbox"/>	Prospectus
<input checked="" type="checkbox"/>	Proxy/Shareholder Communications

You have not enrolled any of the above documents for electronic delivery. Please log in to your account or contact your Account Executive to make any changes to your electronic delivery preferences.

Income and Expense Summary

	Current Period		Year-to-Date	
	Taxable	Non Taxable	Taxable	Non Taxable
Interest Income				
Other Interest	9,373.49	0.00	9,373.49	0.00
Total Income	\$9,373.49	\$0.00	\$9,373.49	\$0.00

Portfolio Holdings

Description	Quantity	Opening Balance	Closing Balance	Accrued Income	30-Day Yield
CASH, MONEY FUNDS AND BANK DEPOSITS 1.00% of Portfolio					
Cash Balance		657.91	5,486.66		
TOTAL CASH, MONEY FUNDS AND BANK DEPOSITS		\$657.91	\$5,486.66	\$0.00	



January 1, 2022 - January 31, 2022
MEDINA CITY SCHOOLS

Portfolio Holdings (continued)

Description	Quantity	Market Price	Market Value	Accrued Interest	Estimated Annual Income	Estimated Yield
FIXED INCOME 99.00% of Portfolio (In Maturity Date Sequence)						
Certificates of Deposit						
*MAIN STR BK CORP WHEELING WV CTF DEP 2.950% 02/01/22 B/E DTD 02/01/19 ACT/365 1ST CPN DTE 05/01/19 Security Identifier: 56034WAS0	248,000.0000	100.0080	248,019.84	1,823.99	7,316.00	2.94%
UBS BK USA SALT LAKE CITY UT CTF DEP 1.000% 03/11/22 B/E DTD 03/11/20 ACT/365 1ST CPN DTE 04/11/20 Security Identifier: 90348JSW1	248,000.0000	100.1030	248,255.44	135.89	2,480.00	0.99%
PINNACLE BK NASHVILLE TENN CTF DEP ACT/365 1.000% 05/06/22 B/E DTD 05/06/20 ACT/365 Security Identifier: 72345SKR1	248,000.0000	100.2320	248,575.36	584.33	2,480.00	0.99%
DELTA NATL BK & TR CO NEW YORK NY CTF DEP 1.100% 08/03/22 B/E DTD 03/30/20 ACT/365 Security Identifier: 24773RBM6	91,000.0000	100.4560	91,414.96	337.32	1,001.00	1.09%
CAPITAL ONE NATL ASSN MCLEAN VA CTF DEP 2.050% 08/15/22 DTD 08/14/19 ACT/365 Security Identifier: 14042RMX6	248,000.0000	100.9860	250,445.28	2,367.89	5,084.00	2.02%
LAKELAND BK NFDL N J CTF DEP 1.100% 09/30/22 B/E DTD 03/30/20 ACT/365 1ST CPN DTE 09/30/20 Security Identifier: 511640AX2	248,000.0000	100.5280	249,309.44	919.30	2,728.00	1.09%
SYNOVUS BK COLUMBUS GA CTF DEP 1.400% 10/17/22 B/E DTD 04/17/20 ACT/365 1ST CPN DTE 10/17/20 Security Identifier: 87164DRV4	248,000.0000	100.7580	249,879.84	1,008.31	3,472.00	1.38%
SALLIE MAE BK SALT LAKE CITY UT CTF DEP 2.650% 01/31/23 DTD 01/31/18 ACT/365 1ST CPN DTE 07/31/18 Security Identifier: 795450J71	246,000.0000	102.1480	251,284.08	0.00	6,519.00	2.59%
EAGLEBANK BETHESDA MD CTF DEP 1.650% 03/06/23 DTD 03/06/20 ACT/365 1ST CPN DTE 04/06/20 Security Identifier: 27002YEV4	248,000.0000	101.2100	251,000.80	280.27	4,092.00	1.63%
LIVE OAK BKG CO WILMINGTON N C CTF DEP 1.550% 03/06/23 DTD 03/06/20 ACT/365 Security Identifier: 538036JZ8	100,000.0000	101.1000	101,100.00	127.40	1,550.00	1.53%
BANKUNITED NATL ASSN MIAMI LAKES FL CTF DEP 0.250% 03/20/23 B/E DTD 03/19/21 ACT/365 Security Identifier: 066519QQ5	248,000.0000	99.6420	247,112.16	20.38	620.00	0.25%



Portfolio Holdings (continued)

Description	Quantity	Market Price	Market Value	Accrued Interest	Estimated Annual Income	Estimated Yield
FIXED INCOME (continued)						
Certificates of Deposit (continued)						
MAINSTREET BK FAIRFAX VA CTF DEP ACT/365 0.200% 03/29/23 B/E DTD 03/29/21 ACT/365 Security Identifier: 56065GAL2	248,000.0000	99.5610	246,911.28	2.72	496.00	0.20%
AMERICAN EXPRESS NATL BK BROKERED INTL CTF DEP PROGRAM INSTL CTF DEP 1.450% 03/31/23 B/E DTD 03/31/20 Security Identifier: 02589AB50	248,000.0000	101.0070	250,497.36	1,211.80	3,596.00	1.43%
BANK LEUMI USA NEW YORK N Y CTF DEP 1.450% 03/31/23 B/E DTD 03/31/20 ACT/365 1ST CPN DTE 09/30/20 Security Identifier: 063248KR8	248,000.0000	101.0070	250,497.36	1,211.80	3,596.00	1.43%
NORTHSTAR BK BAD AXE MICH CTF DEP 1.150% 03/31/23 B/E DTD 03/31/20 ACT/365 1ST CPN DTE 04/30/20 Security Identifier: 66704MEQ0	248,000.0000	100.6620	249,641.76	0.00	2,852.00	1.14%
WEBBANK SALT LAKE CITY UTAH CTF DEP 0.200% 05/01/23 B/E DTD 04/30/21 ACT/365 CALLABLE 02/28/22 Security Identifier: 947547MS1	246,000.0000	99.4740	244,706.04	125.36	492.00	0.20%
M Y SAFRA BK FSB NEW YORK N Y CTF DEP 0.250% 05/26/23 B/E DTD 11/27/20 ACT/365 CALLABLE 05/27/22 Security Identifier: 55406JBL5	248,000.0000	99.4640	246,670.72	110.41	620.00	0.25%
HINGHAM INSTN SVGS MASS CTF DEP 0.200% 06/28/23 B/E DTD 06/28/21 ACT/365 1ST CPN DTE 12/28/21 Security Identifier: 433323EA6	248,000.0000	99.2950	246,251.60	46.20	496.00	0.20%
WEX BK MIDVALE UTAH CTF DEP 0.250% 06/30/23 B/E DTD 06/30/21 ACT/365 1ST CPN DTE 12/30/21 Security Identifier: 92937CKM9	248,000.0000	99.3590	246,410.32	54.36	620.00	0.25%
INDUSTRIAL & COML BK CHINA USA NATL ASSN N Y 0.250% 07/21/23 B/E DTD 07/22/21 ACT/365 Security Identifier: 45581ECL3	246,000.0000	99.2900	244,253.40	15.16	615.00	0.25%
GOLDMAN SACHS BK USA NEW YORK CTF DEP 0.250% 08/07/23 DTD 05/05/21 ACT/365 CALLABLE 02/05/22 Security Identifier: 38149MWB5	246,000.0000	99.2340	244,115.64	43.81	615.00	0.25%
LIVE OAK BKG CO WILMINGTON N C CTF DEP 1.600% 09/06/23 DTD 03/06/20 ACT/365 Security Identifier: 538036KB9	147,000.0000	101.2740	148,872.78	193.32	2,352.00	1.57%
SYNCHRONY BK RETAIL CTF DEP FIDELITY INSTL CTF DEP 0.350% 09/11/23 DTD 09/10/21 ACT/365 Security Identifier: 87165FZV9	248,000.0000	99.2740	246,199.52	340.07	868.00	0.35%
BANK HAPOLIM B M NEW YORK BRH CTF DEP 0.300% 09/14/23 B/E DTD 09/14/20 ACT/365 1ST CPN DTE 03/14/21 Security Identifier: 06251A2E9	246,000.0000	99.1830	243,990.18	281.05	738.00	0.30%



January 1, 2022 - January 31, 2022
MEDINA CITY SCHOOLS

Portfolio Holdings (continued)

Description	Quantity	Market Price	Market Value	Accrued Interest	Estimated Annual Income	Estimated Yield
FIXED INCOME (continued)						
Certificates of Deposit (continued)						
BANKWEST INC PIERRE S D CTF DEP 1.250% 10/24/23 B/E DTD 04/24/20 ACT/365 1ST CPN DTE 05/15/20 Security Identifier: 06652CHH7	248,000.0000	100.6630	249,644.24	135.89	3,100.00	1.24%
NEW YORK CMNTY BK WESTBURY NEW YORK CTF DEP 0.300% 11/09/23 B/E DTD 11/09/20 ACT/365 Security Identifier: 649447UE7	248,000.0000	98.9710	245,448.08	169.18	744.00	0.30%
BMW BK NORTH AMER SALT LAKE CITY UTAH CTF DEP 0.350% 01/16/24 DTD 07/16/21 ACT/365 Security Identifier: 05580AA95	246,000.0000	98.7800	242,998.80	35.38	861.00	0.35%
DELTA NATL BK & TR CO NEW YORK NY CTF DEP 1.200% 03/04/24 B/E DTD 03/31/20 ACT/365 Security Identifier: 24773RBN4	141,000.0000	100.3720	141,524.52	570.18	1,692.00	1.19%
THIRD FED SVGS & LN ASSN OF CLEVELAND CTF DEP 0.400% 03/15/24 B/E DTD 09/15/21 ACT/365 Security Identifier: 88413QDC9	245,000.0000	98.6890	241,788.05	370.52	980.00	0.40%
PREFERRED BK LOS ANGELES CALIF CTF DEP 1.100% 03/27/24 DTD 03/27/20 ACT/365 Security Identifier: 740367KG1	227,000.0000	100.1400	227,317.80	27.36	2,497.00	1.09%
SECURITY ST BK FARWELL TEX CTF DEP 0.400% 03/28/24 B/E DTD 03/31/21 ACT/365 CALLABLE 01/31/22 Security Identifier: 81500JBG7	248,000.0000	98.6400	244,627.20	0.00	992.00	0.40%
PACIFIC WESTN BK BEVERLY HILLS CALIF CTF DEP 1.300% 04/16/24 B/E DTD 04/16/20 ACT/365 Security Identifier: 69506YRH4	248,000.0000	100.5510	249,366.48	945.12	3,224.00	1.29%
CENTERSTATE BK FLA NA WINTERHAVEN FL CTF DEP 1.050% 04/30/24 B/E DTD 04/30/20 ACT/365 Security Identifier: 15201QDH7	248,000.0000	99.9880	247,970.24	663.48	2,604.00	1.05%
LINCOLN SVGS BK REINBECK IOWA CTF DEP CT/365 0.600% 06/24/24 B/E DTD 06/24/20 ACT/365 Security Identifier: 534732AV4	248,000.0000	98.8420	245,128.16	28.54	1,488.00	0.60%
FIRST KEYSTONE CMNTY BK BERWICK PA CTF DEP 0.600% 06/28/24 B/E DTD 06/30/20 ACT/365 Security Identifier: 32065RAK1	248,000.0000	98.8280	245,093.44	4.08	1,488.00	0.60%



Portfolio Holdings (continued)

Description	Quantity	Market Price	Market Value	Accrued Interest	Estimated Annual Income	Estimated Yield
FIXED INCOME (continued)						
Certificates of Deposit (continued)						
FLAGSTAR BK FSB TROY MICH CTF DEP 0.500% 07/17/24 B/E DTD 07/17/20 ACT/365 1ST CPN DTE 01/17/21 Security Identifier: 33847E3V7	248,000.0000	98.5380	244,374.24	47.56	1,240.00	0.50%
TOYOTA FINL SVGS BK HEND NV CTF DEP 0.600% 08/12/24 B/E DTD 08/12/21 ACT/365 1ST CPN DTE 02/12/22 Security Identifier: 89235MLG4	248,000.0000	98.7070	244,793.36	701.19	1,488.00	0.60%
INSTITUTION FOR SVGS IN NEWBURYPORT & ITS VIC MA CTF DEP 0.700% 10/28/24 B/E DTD 10/28/21 ACT/365 Security Identifier: 45780PB80	249,000.0000	98.7380	245,857.62	14.33	1,743.00	0.70%
MAGNOLIA BK INC KY CTF DEP 0.400% 10/30/24 B/E DTD 10/30/20 ACT/365 CALLABLE 02/28/22 Security Identifier: 559582AK7	247,000.0000	97.9230	241,869.81	2.71	988.00	0.40%
CAPITAL ONE BK USA NATL ASSN GLEN ALLEN VA CTF DEP 0.700% 11/18/24 B/E DTD 11/17/21 ACT/365 Security Identifier: 14042TDV6	246,000.0000	98.6840	242,762.64	353.84	1,722.00	0.70%
COMMERCIAL BK WEST LIBERTY KY CTF DEP 1.100% 03/17/25 DTD 03/17/20 ACT/365 CALLABLE 02/17/22 Security Identifier: 201525AC6	248,000.0000	99.5320	246,839.36	104.64	2,728.00	1.10%
STATE BK INDIA CHICAGO ILL CTF DEP 0.950% 07/10/25 B/E DTD 07/10/20 ACT/365 1ST CPN DTE 01/10/21 Security Identifier: 856283P26	246,000.0000	98.7460	242,915.16	134.46	2,337.00	0.96%
BANK BARODA NEW YORK BRH CTF DEP 0.650% 07/22/25 B/E DTD 07/22/20 ACT/365 1ST CPN DTE 01/22/21 Security Identifier: 06063HMT7	246,000.0000	97.6930	240,324.78	39.43	1,599.00	0.66%
TEXAS EXCHANGE BK SSB CROWLEY CTF DEP 0.850% 11/14/25 B/E DTD 10/08/21 ACT/365 CALLABLE 02/08/22 Security Identifier: 88241TLZ1	248,000.0000	97.9660	242,955.68	132.83	2,108.00	0.86%
TIAA FSB JACKSONVILLE FLA CTF DEP 0.500% 02/12/26 B/E DTD 02/12/21 ACT/365 Security Identifier: 87270LDL4	246,000.0000	96.2610	236,802.06	579.62	1,230.00	0.51%
Total Certificates of Deposit	10,603,000.0000		\$10,555,816.88	\$16,301.48	\$92,151.00	
U.S. Government Bonds						
FEDERAL FARM CR BKS CONS SYSTEMWIDE BDS 0.140% 05/18/23 B/E DTD 05/18/21 CALLABLE 02/05/22 @ 100.000 Moody Rating Aaa S & P Rating AA+ Security Identifier: 3133EMZPO	495,000.0000	99.0410	490,252.95	140.53	693.00	0.14%
FEDERAL AGRIC MTG CORP MEDIUM TERM NTS FED 0.260% 09/29/23 B/E DTD 09/29/20 CALLABLE 03/29/22 Security Identifier: 31422BW97	740,000.0000	98.7580	730,809.20	652.02	1,924.00	0.26%



January 1, 2022 - January 31, 2022
MEDINA CITY SCHOOLS

Portfolio Holdings (continued)

Description	Quantity	Market Price	Market Value	Accrued Interest	Estimated Annual Income	Estimated Yield
FIXED INCOME (continued)						
U.S. Government Bonds (continued)						
FEDERAL HOME LN MTG CORP MEDIUM TERM NTS FED 0.300% 12/29/23 B/E DTD 09/29/20 CALLABLE 03/29/22 Moody Rating Aaa Security Identifier: 3134GWTY2	248,000.0000	98.2840	243,744.32	66.13	744.00	0.30%
FEDERAL HOME LN BKS CONS BD 0.350% 04/23/24 B/E DTD 06/23/21 CALLABLE 03/23/22 @ 100.000 Moody Rating Aaa S & P Rating AA+ Security Identifier: 3130AMQQ8	245,000.0000	98.4450	241,190.25	90.51	857.50	0.35%
FEDERAL HOME LN MTG CORP MEDIUM TERM NTS FED 0.625% 09/15/25 B/E DTD 09/15/20 CALLABLE 09/15/22 Moody Rating Aaa Security Identifier: 3134GWB70	248,000.0000	96.6570	239,709.36	585.56	1,550.00	0.64%
Total U.S. Government Bonds	1,976,000.0000		\$1,945,706.08	\$1,534.75	\$5,768.50	
TOTAL FIXED INCOME	12,579,000.0000		\$12,501,522.96	\$17,836.23	\$97,919.50	
Total Portfolio Holdings				Accrued Interest	Estimated Annual Income	
				Market Value		
				\$12,507,009.62	\$17,836.23	\$97,919.50

¹ This bond is maturing.

Portfolio Holdings Disclosures
Pricing

This section includes the net market value of the securities in your account on a settlement date basis, including short positions, at the close of the statement period. The market prices, unless otherwise noted, have been obtained from independent vendor services, which we believe to be reliable. In some cases the pricing vendor may provide prices quoted by a single broker or market maker. Market prices do not constitute a bid or an offer, and may differ from the actual sale price. Securities for which a price is not available are marked "N/A" and are omitted from the Total.

THE AS OF PRICE DATE ONLY APPEARS WHEN THE PRICE DATE DOES NOT EQUAL THE STATEMENT DATE.

Estimated Annual Figures

The estimated annual income (EAI) and estimated annual yield (EAY) figures are estimates and for informational purposes only. These figures are not considered to be a forecast or guarantee of future results. These figures are computed using information from providers believed to be reliable; however, no assurance can be made as to the accuracy. Since interest and dividend rates are subject to change at any time, and may be affected by current and future economic, political, and business conditions, they should not be relied on for making investment, trading, or tax decisions. These figures assume that the position quantities, interest and dividend rates, and prices remain constant. A capital gain or return of principal

Portfolio Holdings Disclosures (continued)

Estimated Annual Figures (continued)

may be included in the figures for certain securities, thereby overstating them. Refer to www.pershing.com/disclosures for specific details as to formulas used to calculate the figures. Accrued interest represents interest earned but not yet received.

Reinvestment

The dollar amount of Mutual Fund distributions, Money Market Fund dividend income, Bank Deposit interest income, or dividends for other securities shown on your statement may have been reinvested. You will not receive confirmation of these reinvestments. Upon written request to your financial institution, information pertaining to these transactions, including the time of execution and the name of the person from whom your security was purchased, may be obtained. In dividend reinvestment transactions, Pershing acts as your agent and receives payment for order flow.

Option Disclosure

Information with respect to commissions and other charges incurred in connection with the execution of option transactions has been included in confirmations previously furnished to you. A summary of this information is available to you promptly upon your written request directed to your introducing firm. In order to assist your introducing firm in maintaining current background and financial information concerning your option accounts, please promptly advise them in writing of any material change in your investment objectives or financial situation. Expiring options which are valuable are exercised automatically pursuant to the exercise by exception procedure of the Options Clearing Corporation. Additional information regarding this procedure is available upon written request to your introducing firm.

Certificates of Deposit

Certificates of Deposit acquired through the Certificate of Deposit Account Registry Service ("CDARS") and held in your brokerage account are subject to Securities Investor Protection Corporation (SIPC) coverage. Please see additional information about SIPC under Important Information and Disclosures on this statement.

Please be advised that the secondary market for CDs is generally illiquid; the actual value of CDs may be different from their purchase price; and a significant loss of principal could result if your CDs are sold prior to maturity. In the event that the CDs listed above do not indicate a market valuation, an accurate market value could not be determined. In the event that a price is listed above for your CDs, Pershing has obtained a price from sources deemed to be reliable or has priced your CDs using a matrix formula. Prices are estimates and the actual value you may obtain for your CD may be different if you elect to sell your CD in the secondary market.

Foreign Currency Transactions

Pershing will execute foreign currency transactions as principal for your account. Pershing may automatically convert foreign currency to or from U.S. dollars for dividends and similar corporate action transactions unless you instruct your financial organization otherwise. Pershing's currency conversion rate will not exceed the highest interbank conversion rate identified from customary banking sources on the conversion date or the prior business day, increased by up to 1%, unless a particular rate is required by applicable law. Your financial organization may also increase the currency conversion rate. This conversion rate may differ from rates in effect on the date you executed a transaction, incurred a charge, or received a credit. Transactions converted by agents (such as depositories) will be billed at the rates such agents use.

Proxy Vote

Securities not fully paid for in your margin account may be lent by Pershing to itself or others in accordance with the terms outlined in the Margin Agreement. The right to vote your shares held on margin may be reduced by the amount of shares on loan. The Proxy Voting Instruction Form sent to you may reflect a smaller number of shares entitled to vote than the number of shares in your margin account.

Ratings

This statement may contain credit rating information obtained from Standard & Poor's. Reproducing and distributing any information received from Standard & Poor's is not permitted without prior written authorization from Standard & Poor's. Standard & Poor's does not guarantee the accuracy, completeness, timeliness or availability of any information. Standard & Poor's is not responsible for any errors or omissions, regardless of the cause, or for the results of using such content. Standard & Poor's makes no express or implied warranties including warranties of merchantability or fitness for a particular purpose. Standard & Poor's shall not be legally responsible for any fees, costs, expenses or losses in connection with the use of their content. Credit ratings are opinions and not statements of facts; are not recommendations to purchase, hold or sell securities; and do not address suitability for investment purpose. Credit ratings should not be relied upon as investment advice.



January 1, 2022 - January 31, 2022
 MEDINA CITY SCHOOLS

Activity Summary (All amounts shown are in base currency)

	Credits This Period	Debits This Period	Net This Period	Credits Year-to-Date	Debits Year-to-Date	Net Year-to-Date
Dividends and Interest	\$9,373.49	\$0.00	\$9,373.49	\$9,373.49	\$0.00	\$9,373.49
Cash						
Withdrawals	0.00	-4,544.74	-4,544.74	0.00	-4,544.74	-4,544.74
Total Cash	\$0.00	-\$4,544.74	-\$4,544.74	\$0.00	-\$4,544.74	-\$4,544.74
Totals	\$9,373.49	-\$4,544.74	\$4,828.75	\$9,373.49	-\$4,544.74	\$4,828.75

Transactions by Type of Activity

Process/ Settlement Date	Activity Type	Description	Quantity	Price	Accrued Interest	Amount	Currency
Dividends and Interest							
01/03/22	BOND INTEREST RECEIVED 538036JZ8	100000 LIVE OAK BKG CO WILMINGTON N C CTF DEP 1.550% 03/06/23 DTD 03/06/20 RD 12/17 PD 01/01/22				131.64	USD
01/03/22	BOND INTEREST RECEIVED 538036KB9	147000 LIVE OAK BKG CO WILMINGTON N C CTF DEP 1.600% 09/06/23 DTD 03/06/20 RD 12/17 PD 01/01/22				199.76	USD
01/05/22	BOND INTEREST RECEIVED 38149MWB5	246000 GOLDMAN SACHS BK USA NEW YORK CTF DEP 0.250% 08/07/23 B/E DTD 05/05/21 CLB RD 12/21 PD 01/05/22				52.23	USD
01/06/22	BOND INTEREST RECEIVED 27002YEV4	248000 EAGLEBANK BETHESDA MD CTF DEP 1.650% 03/06/23 DTD 03/06/20 RD 12/22 PD 01/06/22				347.54	USD
01/10/22	BOND INTEREST RECEIVED 856283P26	246000 STATE BK INDIA CHICAGO ILL CTF DEP 0.950% 07/10/25 B/E DTD 07/10/20 RD 01/09 PD 01/10/22				1,178.10	USD
01/10/22	BOND INTEREST RECEIVED 88241TLZ1	248000 TEXAS EXCHANGE BK SSB CROWLEY CTF DEP 0.850% 11/14/25 B/E DTD 10/08/21 CLB RD 12/24 PD 01/08/22				179.04	USD
01/11/22	BOND INTEREST RECEIVED 90348JSW1	248000 UBS BK USA SALT LAKE CITY UT CTF DEP 1.000% 03/11/22 B/E DTD 03/11/20 RD 12/27 PD 01/11/22				210.63	USD
01/18/22	BOND INTEREST RECEIVED 05580AA95	246000 BMW BK NORTH AMER SALT LAKE CITY UTAH CTF DEP 0.350% 01/16/24 DTD 07/16/21 RD 01/01 PD 01/16/22				434.04	USD

Transactions by Type of Activity (continued)

Process/ Settlement Date	Activity Type	Description	Quantity	Price	Accrued Interest	Amount	Currency
Dividends and Interest (continued)							
01/18/22	BOND INTEREST RECEIVED 06652CHH7	248000 BANKWEST INC PIERRE S D CTF DEP 1.250% 10/24/23 B/E DTD 04/24/20 RD 12/31 PD 01/15/22				263.29	USD
01/18/22	BOND INTEREST RECEIVED 201525AC6	248000 COMMERCIAL BK WEST LIBERTY KY CTF DEP 1.100% 03/17/25 DTD 03/17/20 CLB RD 01/02 PD 01/17/22				231.69	USD
01/18/22	BOND INTEREST RECEIVED 33847E3V7	248000 FLAGSTAR BK FSB TROY MICH CTF DEP 0.500% 07/17/24 B/E DTD 07/17/20 RD 01/02 PD 01/17/22				625.10	USD
01/19/22	BOND INTEREST RECEIVED 066519QQ5	248000 BANKUNITED NATL ASSN MIAMI LAKES FL CTF DEP 0.250% 03/20/23 B/E DTD 03/19/21 CLB RD 01/04 PD 01/19/22				52.66	USD
01/24/22	BOND INTEREST RECEIVED 06063HMT7	246000 BANK BARODA NEW YORK BRH CTF DEP 0.650% 07/22/25 B/E DTD 07/22/20 RD 01/21 PD 01/22/22				806.07	USD
01/24/22	BOND INTEREST RECEIVED 45581ECL3	246000 INDUSTRIAL & COML BK CHINA USA NATL ASSN N Y 0.250% 07/21/23 B/E DTD 07/22/21 RD 01/07 PD 01/22/22				310.03	USD
01/24/22	BOND INTEREST RECEIVED 534732AV4	248000 LINCOLN SVGS BK REINBECK IOWA CTF DEP CT/365 0.600% 06/24/24 B/E DTD 06/24/20 CLB RD 01/09 PD 01/24/22				126.38	USD
01/27/22	BOND INTEREST RECEIVED 740367KG1	227000 PREFERRED BK LOS ANGELES CALIF CTF DEP 1.100% 03/27/24 DTD 03/27/20 RD 01/12 PD 01/27/22				212.07	USD
01/28/22	BOND INTEREST RECEIVED 45780PBBO	249000 INSTITUTION FOR SVGS IN NEWBURYPORT & ITS VIC MA CTF DEP 0.700% 10/28/24 B/E DTD 10/28/21 CLB RD 01/13 PD 01/28/22				148.04	USD
01/31/22	BOND INTEREST RECEIVED 32065RAK1	248000 FIRST KEYSTONE CMNTY BK BERWICK PA CTF DEP 0.600% 06/28/24 B/E DTD 06/30/20 CLB RD 01/15 PD 01/30/22				126.38	USD
01/31/22	BOND INTEREST RECEIVED 559582AK7	247000 MAGNOLIA BK INC KY CTF DEP 0.400% 10/30/24 B/E DTD 10/30/20 CLB RD 01/15 PD 01/30/22				83.91	USD
01/31/22	BOND INTEREST RECEIVED 56065GAL2	248000 MAINSTREET BK FAIRFAX VA CTF DEP ACT/365 0.200% 03/29/23 B/E DTD 03/29/21 RD 01/14 PD 01/29/22				42.13	USD
01/31/22	BOND INTEREST RECEIVED 66704MEQ0	248000 NORTHSTAR BK BAD AXE MICH CTF DEP 1.150% 03/31/23 B/E DTD 03/31/20 RD 01/16 PD 01/31/22				242.22	USD



January 1, 2022 - January 31, 2022
MEDINA CITY SCHOOLS

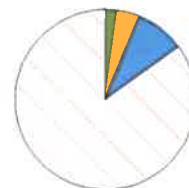
Transactions by Type of Activity (continued)

Process/ Settlement Date	Activity Type	Description	Quantity	Price	Accrued Interest	Amount	Currency
Dividends and Interest (continued)							
01/31/22	BOND INTEREST RECEIVED 795450J71	246000 SALLIE MAE BK SALT LAKE CITY UT CTF DEP 2.650% 01/31/23 DTD 01/31/18 RD 01/16 PD 01/31/22				3,286.29	USD
01/31/22	BOND INTEREST RECEIVED 81500JBG7	248000 SECURITY ST BK FARWELL TEX CTF DEP 0.400% 03/28/24 B/E DTD 03/31/21 CLB RD 01/28 PD 01/31/22				84.25	USD
Total Dividends and Interest					\$0.00	\$9,373.49	USD
Cash Withdrawals and Deposits							
01/21/22	ELECTRONIC TRANSACTION USD999997	SEND TO BANK FOR ACH ACH HUNTINGTON NATIONAL BANK				-4,544.74	USD
Total Cash Withdrawals and Deposits					\$0.00	-\$4,544.74	USD
Total Value of Transactions					\$0.00	\$4,828.75	USD

The price and quantity displayed may have been rounded.

Fixed Income Analysis
Bond Quality

Bond Quality	Market Value	% of Bond Market Value	Percent of Fixed Income
AAA	1,214,896.88	10%	
Not Rated	11,286,626.08	90%	
Total	12,501,522.96	100%	

Bond Maturity Schedule


Bond Maturity	Market Value	% of Bond Market Value
Within 1 month	248,019.84	2%
1 to 6 months	496,830.80	4%
7 to 12 months	1,092,333.60	9%
1 to 5 years	10,664,338.72	85%
Total	12,501,522.96	100%

Percentages of bond market values are rounded to the nearest whole percentage.

Bond quality ratings reflect Moody's or Standard and Poor's ratings. Bonds may be rated by other services. Bonds that are in default are not included. Please refer to your Portfolio Holdings section.

Messages

Important Reminder for Pershing's 2021 IRS Form 1099 (B, DIV, INT, MISC and OID): As a reminder, by February 15, 2022, you will be mailed either your Form 1099 or a special

Messages (continued)

Pending 1099 Notice. The Pending 1099 Notice will be sent if we have not received and processed final information from issuers and trustees of securities you hold by the as of date of the February 15 1099 mailing. You will also be sent the notice if your information is still being reviewed and finalized. The notice will inform you of the securities that are pending final reporting and provides the anticipated mail date of your 1099. Your 1099 will be mailed no later than March 15, 2022.

Although a money market mutual fund seeks to preserve the value of your investment at \$1 per share, it is possible to lose money by investing in a money market mutual fund. Shares of a money market mutual fund or the balance of a bank deposit product held in your brokerage account may be liquidated upon request with the proceeds credited to your brokerage account. Please see the money market mutual fund's prospectus or the bank deposit product's disclosure document or contact your Investment Professional for additional information. Pursuant to SEC Rule 10b-10(b)(1) confirmations are not sent for purchases into money market mutual funds processed on the sweep platform. Pursuant to applicable regulation, account statements will be produced monthly or quarterly.

eDelivery

Going digital is more important than ever before, and the benefits of electronic delivery--speed, convenience and safety--are clear. We offer eDelivery for account statements, prospectus documents, proxy or shareholder communications, tax documents, trade confirmations and more.

To enroll, log in to your brokerage account and look for the one-click eDelivery pop-up or simply select 'Go Paperless' at the top of any page and follow the on-screen prompts for set-up. Enrollment can be activated as quickly as the day you register, and you will be notified when documents are available in an online, password-protected portal.

Contact your financial professional if you have any questions about any of our efficient digital tools.

Please be advised that beginning March 1, 2022, Pershing will be implementing a change to client accounts governed by a margin agreement. Under the new process, eligible settled long positions will be maintained in a client's margin account type. Accounts that are not governed by a margin agreement will not be affected by this change.

Please contact your financial organization if you wish to learn more about this change.

Cash Not Yet Received

Security	Record Date	Payable Date	Quantity Held	Rate	Dividend Option	Amount of Payment
Interest						
BANKWEST INC PIERRE S D CTF DEP 1.250% 10/24/23 B/E	01/31/22	02/15/22	248,000.000	0.001062	Cash	263.29
CAPITAL ONE NATL ASSN MCLEAN VA CTF DEP	01/30/22	02/14/22	248,000.000	0.010334	Cash	2,562.89
EAGLEBANK BETHESDA MD CTF DEP 1.650% 03/06/23	01/22/22	02/06/22	248,000.000	0.001401	Cash	347.54
GOLDMAN SACHS BK USA NEW YORK CTF DEP 0.250% 08/07/23	01/21/22	02/05/22	246,000.000	0.000212	Cash	52.23
TIAA FSB JACKSONVILLE FLA CTF DEP	01/28/22	02/12/22	246,000.000	0.002521	Cash	620.05
TEXAS EXCHANGE BK SSB CROWLEY CTF DEP 0.850% 11/14/25 B/E	01/24/22	02/08/22	248,000.000	0.000722	Cash	179.04



January 1, 2022 - January 31, 2022
MEDINA CITY SCHOOLS

Cash Not Yet Received (continued)

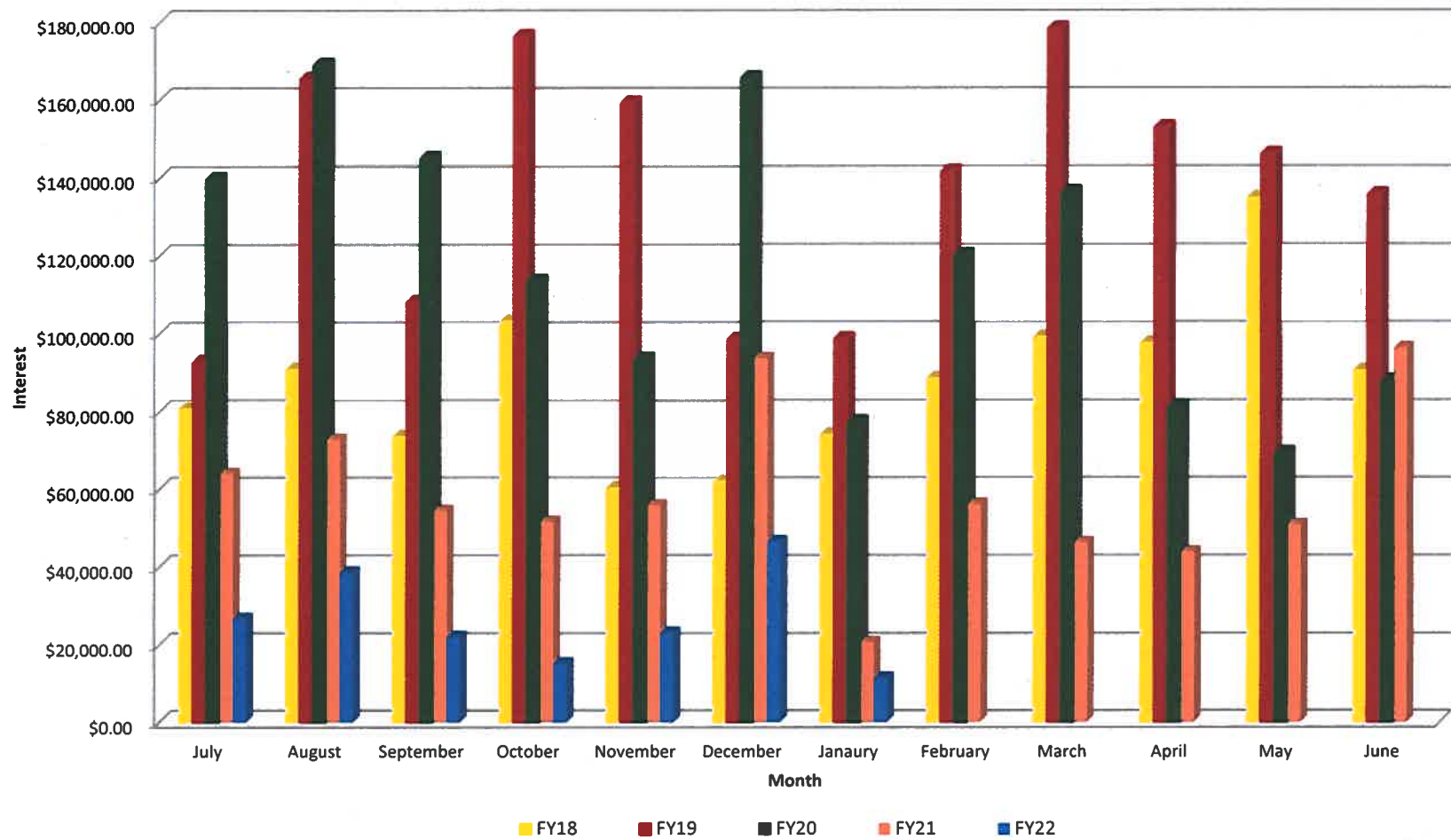
Security	Record Date	Payable Date	Quantity Held	Rate	Dividend Option	Amount of Payment
Interest (continued)						
TOYOTA FINL SVGS BK HEND NV CTF DEP 0.600% 08/12/24 B/E	01/28/22	02/12/22	248,000.000	0.003025	Cash	750.11
UBS BK USA SALT LAKE CITY UT CTF DEP 1.000% 03/11/22 B/E	01/27/22	02/11/22	248,000.000	0.000849	Cash	210.63
LIVE OAK BKG CO WILMINGTON N C CTF DEP	01/17/22	02/01/22	100,000.000	1.316438	Cash	131.64
LIVE OAK BKG CO WILMINGTON N C CTF DEP	01/17/22	02/01/22	147,000.000	1.358904	Cash	199.76
MAIN STR BK CORP WHEELING WV CTF DEP 2.950% 02/01/22 B/E	01/17/22	02/01/22	248,000.000	7.435616	Cash	1,844.03
Total Cash Not Yet Received						\$7,161.21

Assets shown here are not reflected in your account. This information has been received from sources we believe to be reliable. Pershing does not guarantee the accuracy of the information.

Important Information and Disclosures
The Role of Pershing

- Pershing carries your account as clearing broker pursuant to a clearing agreement with your financial institution. Pershing may accept from your financial institution without inquiry or investigation (i) orders for the purchase and sale of securities and other property and (ii) any other instructions concerning your account. Pershing is not responsible or liable for any acts or omissions of your financial institution or its employees and it does not supervise them. Pershing provides no investment advice nor does it assess the suitability of any transaction or order. Pershing acts as the agent of your financial institution and you agree that you will not hold Pershing or any person controlling or under common control with it liable for any investment losses incurred by you.
- Pershing performs several key functions at the direction of your financial institution. It acts as custodian for funds and securities you may deposit with it directly or through your financial institution or that it receives as the result of securities transactions it processes.
- Your financial institution is responsible for adherence to the securities laws, regulations and rules which apply to it regarding its own operations and the supervision of your account, its sales representatives and other personnel. Your financial institution is also responsible for approving the opening of accounts and obtaining account documents; the acceptance and, in certain instances, execution of securities orders; the assessment of the suitability of those transactions, where applicable; the rendering of investment advice, if any, to you and in general, for the ongoing relationship that it has with you.
- Inquiries concerning the positions and balances in your account may be directed to the Pershing Customer Service Department at (201) 413-3333. All other inquiries regarding your account or activity should be directed to your financial institution. Your financial organization's contact information can be found on the first page of this statement.
- For a description of other functions performed by Pershing please consult the Disclosure Statement provided to you upon the opening of your account. This notice is not meant as a definitive enumeration of every possible circumstance, but as a general disclosure. If you have any questions regarding this notice or if you would like additional copies of the Disclosure Statement, please contact your financial institution.
- Pershing is a member of the Securities Investor Protection Corporation (SIPC®). Please note that SIPC does not protect against loss due to market fluctuation. In addition to SIPC protection, Pershing provides coverage in excess of SIPC limits. For more detailed information please visit: www.pershing.com/about/strength-and-stability.
- This statement will be deemed conclusive. You are advised to report any inaccuracy or discrepancy (including unauthorized trading) promptly, but no later than ten days after

Total Monthly Interest Earnings



EFINANCEPLUS
 DATE: 02/08/2022
 TIME: 16:15:40
 SELECTION CRITERIA : ALL

MEDINA CITY SCHOOLS
 OH Cash Position Report

PAGE NUMBER: 1

ACCOUNTING PERIOD : 7/22

FUND	SCC	DESCRIPTION	BEGIN	MTD	FYTD	MTD	FYTD	CURRENT	CURRENT	UNENCUMBERED
		BALANCE	RECEIPTS	RECEIPTS	EXPENDITURES	EXPENDITURES	FUND	ENCUMBRANCE	FUND	BALANCE
							BALANCE			
001	0000	GENERAL FUND								
		30,154,351.08	5,535,854.12	38,761,738.70	5,375,379.18	44,307,327.99	24,608,761.79	2,121,395.30	22,487,366.49	
001	0950	GENERAL FUND - CHROME								
		0.00	3,382.00	97,067.98	0.00	0.00	97,067.98	0.00	97,067.98	
001	2000									
		0.00	46,518.71	100,653.99	0.00	0.00	100,653.99	0.00	100,653.99	
<hr/>										
Total For Fund	001:	30,154,351.08	5,585,754.83	38,959,460.67	5,375,379.18	44,307,327.99	24,806,483.76	2,121,395.30	22,685,088.46	
002	9000	BOND RETIRE - ELEM/HIGH								
		3,561,305.29	119,130.00	2,185,583.11	0.00	3,704,225.82	2,042,662.58	495,518.25	1,547,144.33	
002	9012	SALES TAX - COPS								
		0.00	0.00	1,321,943.75	0.00	1,321,943.75	0.00	405,818.75	-405,818.75	
002	9014	ENERGY & TRANSP NOTES								
		0.00	0.00	339,212.52	0.00	339,212.52	0.00	0.00	0.00	
<hr/>										
Total For Fund	002:	3,561,305.29	119,130.00	3,846,739.38	0.00	5,365,382.09	2,042,662.58	901,337.00	1,141,325.58	
003	0000	PERMANENT IMPROVEMENT								
		185,994.61	0.00	0.00	0.00	0.00	185,994.61	0.00	185,994.61	
003	9000	PERMANENT IMPROVEMENT								
		13,601.14	0.00	0.00	0.00	0.00	13,601.14	0.00	13,601.14	
003	9001	REC CENTER-PERMANENT IMP								
		237,578.90	0.00	72.60	-53,925.35	80,727.35	156,924.15	7,055.90	149,868.25	
<hr/>										
Total For Fund	003:	437,174.65	0.00	72.60	-53,925.35	80,727.35	356,519.90	7,055.90	349,464.00	
006	0000	LUNCHROOM FUND								
		54,793.54	33,688.84	230,163.01	116,115.00	957,514.72	-672,558.17	22,966.84	-695,525.01	
006	9006	FEDERAL FUNDS								
		0.00	237,023.50	1,675,669.94	87,764.39	629,998.40	1,045,671.54	214,281.18	831,390.36	

EFINANCEPLUS
 DATE: 02/08/2022
 TIME: 16:15:40
 SELECTION CRITERIA : ALL

MEDINA CITY SCHOOLS
 OH Cash Position Report

PAGE NUMBER: 2

ACCOUNTING PERIOD : 7/22

FUND	SCC	DESCRIPTION	BEGIN	MTD RECEIPTS	FYTD RECEIPTS	MTD EXPENDITURES	FYTD EXPENDITURES	CURRENT FUND BALANCE	CURRENT ENCUMBRANCE	UNENCUMBERED FUND BALANCE
			BALANCE							
006	9022	P-EBT ADMINISTRATIVE FUND	0.00	0.00	3,063.00	0.00	0.00	3,063.00	0.00	3,063.00

Total For Fund	006:		54,793.54	270,712.34	1,908,895.95	203,879.39	1,587,513.12	376,176.37	237,248.02	138,928.35
007	9004	COLLINS SCH/POST-GRADUATE								
				8.37	18,046.59	0.00	0.00	19,051.04	20,000.00	-948.96
007	9022		0.00	5.30	12,059.21	0.00	0.00	12,059.21	0.00	12,059.21
007	9110	ART TRUST - GARFIELD								
			11,304.69	5.00	62.42	0.00	0.00	11,367.11	0.00	11,367.11
007	9111	CHARLES STANGEL SCH								
			12.75	0.01	0.08	0.00	0.00	12.83	0.00	12.83
007	9333	RIOS STUDENT LEADER SCH								
			26,523.67	11.72	146.44	0.00	0.00	26,670.11	6,000.00	20,670.11
007	9901	BIXLER SCHOLARSHIP FUND								
			125.00	0.06	0.61	0.00	0.00	125.61	0.00	125.61

Total For Fund	007:		38,970.56	30.46	30,315.35	0.00	0.00	69,285.91	26,000.00	43,285.91
008	9002	KANEHL MUSIC TRUST								
			29,031.43	12.83	160.27	0.00	0.00	29,191.70	250.00	28,941.70
008	9003	RICHARD HOFFMAN COLLINS								
			772,391.85	0.00	0.00	0.00	0.00	772,391.85	50,000.00	722,391.85
008	9112	ELAINE BUSHMAN FUND								
			19,547.27	8.64	107.91	0.00	0.00	19,655.18	500.00	19,155.18

Total For Fund	008:		820,970.55	21.47	268.18	0.00	0.00	821,238.73	50,750.00	770,488.73
009	9000	STAR								
			601.20	390.00	23,172.40	0.00	0.00	23,773.60	0.00	23,773.60

EFINANCEPLUS
 DATE: 02/08/2022
 TIME: 16:15:40
 SELECTION CRITERIA : ALL

MEDINA CITY SCHOOLS
 OH Cash Position Report

PAGE NUMBER: 3

ACCOUNTING PERIOD : 7/22

FUND	SCC	DESCRIPTION	MTD RECEIPTS	FYTD RECEIPTS	MTD EXPENDITURES	FYTD EXPENDITURES	CURRENT FUND BALANCE	CURRENT ENCUMBRANCE	UNENCUMBERED FUND BALANCE
009	9110	UNIFORM SUPPLIES GA 5,580.80	68.00	2,430.00	60.80	4,625.78	3,385.02	1,100.00	2,285.02
009	9120	UNIFORM SUPPLIES - CN 11,585.62	216.00	8,413.10	278.14	7,128.36	12,870.36	1,141.74	11,728.62
009	9130	UNIFORM SUPPLIES - FN 6,676.73	208.60	8,838.95	6.29	7,537.40	7,978.28	2,250.00	5,728.28
009	9140	UNIFORM SUPPLIES - HE 11,078.66	128.00	8,256.00	0.00	6,249.82	13,084.84	2,263.41	10,821.43
009	9160	UNIFORM SUPPLIES - BL 3,512.47	40.00	11,066.80	90.09	6,823.97	7,755.30	3,581.84	4,173.46
009	9170	UNIFORM SUPPLIES - WA 23,755.64	-10.00	12,840.00	93.93	8,996.73	27,598.91	2,513.19	25,085.72
009	9180	UNIFORM SUPPLIES - NO 6,843.94	140.00	9,029.80	969.03	7,901.29	7,972.45	1,654.00	6,318.45
009	9200	UNIFORM SUPPLIES - CL 20,471.40	465.00	16,794.75	0.00	17,663.28	19,602.87	3,863.45	15,739.42
009	9210	UNIFORM SUPPLIES - RT 2,910.42	510.00	18,523.50	2,363.40	14,979.29	6,454.63	6,213.20	241.43
009	9300	UNIFORM SUPPLIES - HS 16,369.65	7,529.45	124,717.87	5,712.59	39,654.25	101,433.27	88,472.45	12,960.82
009	9304	AVIATION/PHOTOGRAPHY 3.87	0.00	0.00	0.00	0.00	3.87	0.00	3.87
<hr/>									
Total For Fund	009:	109,390.40	9,685.05	244,083.17	9,574.27	121,560.17	231,913.40	113,053.28	118,860.12
<hr/>									
014	9016	MEDINA CNTY JUV DET CNTR 88,161.99	7,200.00	82,840.48	14,214.59	126,648.89	44,353.58	0.00	44,353.58
014	9116	EVOLVE 653,227.29	131,235.20	466,520.80	57,213.01	523,460.81	596,287.28	78,885.00	517,402.28
<hr/>									
Total For Fund	014:	741,389.28	138,435.20	549,361.28	71,427.60	650,109.70	640,640.86	78,885.00	561,755.86
<hr/>									
016	0000	EMERGENCY LEVY 20,800,938.74	503,580.00	3,758,838.93	620,496.34	5,419,234.22	19,140,543.45	467,334.07	18,673,209.38

EFINANCEPLUS
 DATE: 02/08/2022
 TIME: 16:15:40
 SELECTION CRITERIA : ALL

MEDINA CITY SCHOOLS
 OH Cash Position Report

PAGE NUMBER: 4

ACCOUNTING PERIOD : 7/22

FUND	SCC	DESCRIPTION	BEGIN	MTD	FYTD	MTD	FYTD	CURRENT	CURRENT	UNENCUMBERED
		BALANCE	RECEIPTS	RECEIPTS	EXPENDITURES	EXPENDITURES	EXPENDITURES	FUND BALANCE	ENCUMBRANCE	FUND BALANCE
016	0410	EMERGENCY LVY								
		0.00	0.00	0.00	10,009.57	76,644.56	-76,644.56	0.00	-76,644.56	
016	1000	EMERGENCY LVY								
		0.00	0.00	0.00	49,157.89	381,629.64	-381,629.64	0.00	-381,629.64	
<hr/>										
Total For Fund 016:										
		20,800,938.74	503,580.00	3,758,838.93	679,663.80	5,877,508.42	18,682,269.25	467,334.07	18,214,935.18	
<hr/>										
018	0000	PRINT SHOP								
		6,683.33	0.00	0.00	0.00	0.00	6,683.33	0.00	6,683.33	
018	9000	PUBLIC SCHOOL SUP - SUPER								
		16.70	0.00	0.00	0.00	0.00	16.70	0.00	16.70	
018	9110	PRINCIPAL'S FUND - GA								
		29,493.15	1,590.35	2,404.25	428.32	5,378.34	26,519.06	6,686.57	19,832.49	
018	9111	GARFIELD SCHOOL STORE								
		49.99	0.00	0.00	0.00	0.00	49.99	0.00	49.99	
018	9113	GARFIELD MEDIA CENTER								
		911.35	0.00	29.99	0.00	0.00	941.34	0.00	941.34	
018	9120	PRINCIPAL - CN								
		43,266.18	2,363.07	2,363.07	1,381.96	4,474.12	41,155.13	3,525.67	37,629.46	
018	9122	CANAVAN SCHOOL STORE								
		586.69	0.00	0.00	0.00	0.00	586.69	0.00	586.69	
018	9123	BOOK FAIR - CANAVAN								
		91.40	0.00	3,828.29	0.00	3,828.29	91.40	0.00	91.40	
018	9130	PRINCIPAL - FN								
		28,036.39	2,585.41	4,283.81	-1,465.98	2,717.07	29,603.13	9,472.08	20,131.05	
018	9133	BOOK FAIR - FENN								
		981.60	1,211.08	1,317.08	0.00	0.00	2,298.68	100.00	2,198.68	
018	9135	MEDINA SKI TEAM								
		474.67	0.00	0.00	0.00	0.00	474.67	0.00	474.67	
018	9140	PRINCIPAL'S FUND - HE								
		51,456.76	2,403.47	8,184.72	1,102.83	5,052.56	54,588.92	2,360.27	52,228.65	
018	9143	HERITAGE MEDIA CENTER								
		3,047.55	0.00	122.33	0.00	638.27	2,531.61	361.73	2,169.88	
018	9160	PRINCIPAL'S FUND - BL								
		51,986.05	4,442.55	5,605.60	760.12	10,754.38	46,837.27	4,432.30	42,404.97	
018	9161	PBIS - BLAKE								
		4,488.25	0.00	0.00	0.00	0.00	4,488.25	0.00	4,488.25	

EFINANCEPLUS
 DATE: 02/08/2022
 TIME: 16:15:40
 SELECTION CRITERIA : ALL

MEDINA CITY SCHOOLS
 OH Cash Position Report

PAGE NUMBER: 5

ACCOUNTING PERIOD : 7/22

FUND	SCC	DESCRIPTION BEGIN BALANCE	MTD RECEIPTS	FYTD RECEIPTS	MTD EXPENDITURES	FYTD EXPENDITURES	CURRENT FUND BALANCE	CURRENT ENCUMBRANCE	UNENCUMBERED FUND BALANCE
018	9163	BLAKE MEDIA CENTER 13,561.82	49.95	184.91	0.00	50.00	13,696.73	0.00	13,696.73
018	9170	PRINCIPALS FUND - WA 82,678.64	4,097.24	4,097.24	193.88	1,376.43	85,399.45	3,962.72	81,436.73
018	9171	WAITE SCHOOL STORE 1,191.68	70.00	220.00	142.56	294.63	1,117.05	254.44	862.61
018	9173	MEDIA CENTER WA 5,064.63	13.95	54.95	0.00	0.00	5,119.58	0.00	5,119.58
018	9174	FIELD TRIPS WA 15,209.72	0.00	0.00	0.00	0.00	15,209.72	0.00	15,209.72
018	9180	PRINCIPALS FUND NO 48,286.07	3,184.09	4,444.76	580.29	3,829.89	48,900.94	2,075.74	46,825.20
018	9181	NO SCHOOL STORE 1,631.19	0.00	0.00	0.00	0.00	1,631.19	0.00	1,631.19
018	9183	MEDIA CENTER NO 8,702.32	0.00	0.00	0.00	0.00	8,702.32	0.00	8,702.32
018	9184	FIELD TRIPS NO 146.00	0.00	0.00	0.00	0.00	146.00	0.00	146.00
018	9200	PRINCIPAL'S FUND - CL 74,955.05	950.00	7,863.83	2,670.80	9,800.74	73,018.14	3,976.09	69,042.05
018	9203	CL MEDIA CENTER 5,744.47	0.00	328.65	0.00	918.68	5,154.44	0.00	5,154.44
018	9210	PRINCIPAL'S FUND - RT 37,166.91	5,209.03	9,252.18	120.24	3,409.40	43,009.69	16,204.26	26,805.43
018	9211	ROOT M.S. MEDIA CENTER 10,296.91	0.00	43.92	0.00	50.00	10,290.83	0.00	10,290.83
018	9300	PRINCIPAL'S FUND - HS 39,456.44	7,492.83	13,677.74	478.99	9,932.99	43,201.19	29,310.35	13,890.84
018	9301	MEDIA CENTER FUND 1,431.50	0.00	0.00	0.00	0.00	1,431.50	0.00	1,431.50
018	9302	SPECIAL FUNDRAISER - HS 37,086.18	0.00	0.00	0.00	1,320.00	35,766.18	37,000.00	-1,233.82
018	9303	PERFORMING ARTS 75,486.00	100.00	5,933.00	691.89	5,993.80	75,425.20	51,198.39	24,226.81
018	9304	BUZZ 16,880.60	666.80	3,791.09	93.35	3,728.25	16,943.44	9,780.00	7,163.44
018	9305	FLEXIBLE CREDIT FUND 8,284.56	0.00	100.00	0.00	0.00	8,384.56	0.00	8,384.56
018	9306	FEED THE BEES 8,538.90	0.00	2,780.00	540.52	2,411.64	8,907.26	3,389.02	5,518.24

EFINANCEPLUS
 DATE: 02/08/2022
 TIME: 16:15:40
 SELECTION CRITERIA : ALL

MEDINA CITY SCHOOLS
 OH Cash Position Report

PAGE NUMBER: 6

ACCOUNTING PERIOD : 7/22

FUND	SCC	DESCRIPTION	MTD RECEIPTS	FYTD RECEIPTS	MTD EXPENDITURES	FYTD EXPENDITURES	CURRENT FUND BALANCE	CURRENT ENCUMBRANCE	UNENCUMBERED FUND BALANCE
018	9884	FACILITY RENTAL 75,655.82	3,406.00	3,768.00	0.00	0.00	79,423.82	0.00	79,423.82
018	9900	INSERVICE - CENTRAL 3,702.01	0.00	0.00	0.00	0.00	3,702.01	0.00	3,702.01
018	9901	PUBLIC SCH SUPPORT - INST 1,720.86	0.00	0.00	0.00	3,767.67	-2,046.81	0.00	-2,046.81
018	9902	INSERVICE - SUPER 11,224.52	0.00	0.00	0.00	0.00	11,224.52	0.00	11,224.52
018	9903	BOARD/STUDENT DEVELOPMENT 2,800.00	0.00	0.00	0.00	0.00	2,800.00	0.00	2,800.00
018	9904	WELLNESS FUND 502.00	0.00	0.00	0.00	0.00	502.00	0.00	502.00
018	9905	PUBLIC SCH SUPT/STUD SERV 51,248.39	0.00	0.00	0.00	0.00	51,248.39	0.00	51,248.39
018	9906	COMMUNICA-PUBLIC SCH SUP 1,117.90	0.00	20.00	0.00	477.00	660.90	0.00	660.90
018	9907	STEAM - SUMMER ENRICHMENT 2,475.40	0.00	0.00	0.00	0.00	2,475.40	0.00	2,475.40
018	9910	MAINTENANCE DEPARTMENT 3,902.36	0.00	0.00	0.00	0.00	3,902.36	0.00	3,902.36
018	9914	END OF YEAR 7.13	0.00	0.00	0.00	0.00	7.13	0.00	7.13
018	9915	BIKE TO SCHOOL 803.00	0.00	0.00	0.00	0.00	803.00	0.00	803.00
018	9916	SPIRIT NIGHT 4,432.98	0.00	1,000.00	0.00	1,976.25	3,456.73	0.00	3,456.73
018	9919	STUDENT ART SHOW 189.09	0.00	0.00	0.00	0.00	189.09	200.00	-10.91
018	9920	TRSP FUND 2,518.00	0.00	23.00	209.69	530.70	2,010.30	201.05	1,809.25
018	9922	AMERICAN HEART GRANT 0.00	0.00	1,000.00	0.00	0.00	1,000.00	0.00	1,000.00
018	9930	RESOURCE CONNECTION 1,500.00	0.00	0.00	0.00	0.00	1,500.00	0.00	1,500.00
<hr/>									
Total For Fund 018:		877,169.11	39,835.82	86,722.41	7,929.46	82,711.10	881,180.42	184,490.68	696,689.74

EFINANCEPLUS
 DATE:02/08/2022
 TIME:16:15:40
 SELECTION CRITERIA : ALL

MEDINA CITY SCHOOLS
 OH Cash Position Report

PAGE NUMBER: 7

ACCOUNTING PERIOD : 7/22

FUND	SCC	DESCRIPTION	BEGIN BALANCE	MTD RECEIPTS	FYTD RECEIPTS	MTD EXPENDITURES	FYTD EXPENDITURES	CURRENT FUND BALANCE	CURRENT ENCUMBRANCE	UNENCUMBERED FUND BALANCE
019	9000	ADAMH GRANT	7,352.00	0.00	0.00	0.00	0.00	7,352.00	0.00	7,352.00
019	9018	LOWE'S LIGHT UP GA FY08	48.08	0.00	0.00	0.00	0.00	48.08	0.00	48.08
019	9020	RIF PROGRAM GRANT - NO	400.73	0.00	0.00	0.00	0.00	400.73	0.00	400.73
019	9021	JENNINGS - B - BRYNIARSKI	0.82	0.00	0.00	0.00	0.00	0.82	0.00	0.82
019	9023	PUB EDU LEADERSHIP COM GT	0.01	0.00	0.00	0.00	0.00	0.01	0.00	0.01
019	9029	M H J GRANT/ZAVESKY/FY09	6.82	0.00	0.00	0.00	0.00	6.82	0.00	6.82
019	9030	PERF BASD ASSMENT GT FY10	79.76	0.00	0.00	0.00	0.00	79.76	0.00	79.76
019	9031	PBA FY11	256.96	0.00	0.00	0.00	0.00	256.96	0.00	256.96
019	9113	ACS-HACH CHEM GT - HAMMAN	96.34	0.00	0.00	0.00	0.00	96.34	0.00	96.34
019	9121	ADAMH GRANT	40,888.00	0.00	0.00	0.00	0.00	40,888.00	0.00	40,888.00
019	9180	PPG INNOV CLASSRM GT-NO	15.31	0.00	0.00	0.00	0.00	15.31	0.00	15.31
019	9181	FIRST ENERGY GRANT	0.16	0.00	0.00	0.00	0.00	0.16	0.00	0.16
019	9213	VIDEO CLUB GRANT - MHS	2.82	0.00	0.00	0.00	0.00	2.82	0.00	2.82
019	9301	PPG GRANT - ROBOTICS	9.07	0.00	0.00	0.00	0.00	9.07	0.00	9.07
019	9313	JENNINGS - NOP - MILLER	13.86	0.00	0.00	0.00	0.00	13.86	0.00	13.86
019	9413	3M AND OTHER GRANT	152.03	0.00	0.00	0.00	0.00	152.03	0.00	152.03
019	9513	NEA STUDENT ACHIEVE GT	191.88	0.00	0.00	0.00	0.00	191.88	0.00	191.88
019	9715	FUEL UP - BLAKE	23.82	0.00	0.00	0.00	0.00	23.82	0.00	23.82
019	9920	M H J SUPPORT STUGGLING	1,000.00	0.00	0.00	0.00	0.00	1,000.00	0.00	1,000.00

EFINANCEPLUS
 DATE: 02/08/2022
 TIME: 16:15:40
 SELECTION CRITERIA : ALL

MEDINA CITY SCHOOLS
 OH Cash Position Report

PAGE NUMBER: 8

ACCOUNTING PERIOD : 7/22

FUND	SCC	DESCRIPTION BEGIN BALANCE	MTD RECEIPTS	FYTD RECEIPTS	MTD EXPENDITURES	FYTD EXPENDITURES	CURRENT FUND BALANCE	CURRENT ENCUMBRANCE	UNENCUMBERED FUND BALANCE
<hr/>									
Total For Fund	019:	50,538.47	0.00	0.00	0.00	0.00	50,538.47	0.00	50,538.47
020	9001	TRANSPORTATION ENTERPRISE 79,317.95	1,571.87	11,664.42	590.74	3,804.27	87,178.10	8,222.19	78,955.91
<hr/>									
Total For Fund	020:	79,317.95	1,571.87	11,664.42	590.74	3,804.27	87,178.10	8,222.19	78,955.91
022	9000	UNCLAIMED FUNDS 49,699.09	0.00	6,606.70	0.00	5,109.00	51,196.79	5,000.00	46,196.79
022	9093	DIVERSION PROG ADAMHS BD 1,000.00	0.00	0.00	0.00	0.00	1,000.00	0.00	1,000.00
022	9094	DIVERSION PROG ADAMHS BD 1,000.00	0.00	0.00	0.00	0.00	1,000.00	0.00	1,000.00
022	9300	OH HS ATH ASSOC FUND 1,078.09	0.00	13,440.00	3,144.32	12,923.39	1,594.70	0.00	1,594.70
<hr/>									
Total For Fund	022:	52,777.18	0.00	20,046.70	3,144.32	18,032.39	54,791.49	5,000.00	49,791.49
024	9001	MED AND DRUG/SELF INS 6,285,917.08	777,753.85	5,489,493.61	821,700.08	6,777,978.49	4,997,432.20	3,077,718.28	1,919,713.92
024	9002	DENT SELF INS 545,659.28	55,766.86	391,842.53	44,270.16	355,833.63	581,668.18	0.00	581,668.18
024	9094	FLEX PRO 57,604.22	19,211.50	84,764.84	22,371.54	115,776.74	26,592.32	99,152.90	-72,560.58
<hr/>									
Total For Fund	024:	6,889,180.58	852,732.21	5,966,100.98	888,341.78	7,249,588.86	5,605,692.70	3,176,871.18	2,428,821.52
027	0000	WORK COMP-SELF INS 417,055.60	20,600.55	187,980.57	19,058.98	55,180.88	549,855.29	122,739.12	427,116.17

EFINANCEPLUS
DATE: 02/08/2022
TIME: 16:15:40
SELECTION CRITERIA : ALL

MEDINA CITY SCHOOLS
OH Cash Position Report

PAGE NUMBER: 9

ACCOUNTING PERIOD : 7/22

FUND	SCC	DESCRIPTION BEGIN BALANCE	MTD RECEIPTS	FYTD RECEIPTS	MTD EXPENDITURES	FYTD EXPENDITURES	CURRENT FUND BALANCE	CURRENT ENCUMBRANCE	UNENCUMBERED FUND BALANCE
<hr/>									
Total For Fund	027:	417,055.60	20,600.55	187,980.57	19,058.98	55,180.88	549,855.29	122,739.12	427,116.17
071	9013	SALES TAX P I 3,529,350.83	1,022,337.37	3,007,407.25	70,730.72	3,178,217.21	3,358,540.87	367,242.22	2,991,298.65
<hr/>									
Total For Fund	071:	3,529,350.83	1,022,337.37	3,007,407.25	70,730.72	3,178,217.21	3,358,540.87	367,242.22	2,991,298.65
<hr/>									
200	9110	GA STUD COUN/K-KIDS CLUB 635.45	0.28	3.52	0.00	0.00	638.97	350.00	288.97
200	9121	CN STUDENT COUNCIL 1,394.94	0.62	7.71	0.00	0.00	1,402.65	0.00	1,402.65
200	9134	FN STUDENT BUSINESS 9.54	0.00	0.06	0.00	0.00	9.60	0.00	9.60
200	9140	STUDENT COUNCIL - HE 165.95	0.07	0.91	0.00	0.00	166.86	0.00	166.86
200	9184	NO STUDENT COUNCIL 53.11	0.02	0.28	0.00	0.00	53.39	0.00	53.39
200	9185	K-KIDS KIWANIS CLUB-NO 10,684.14	4.81	265.86	0.00	0.00	10,950.00	0.00	10,950.00
200	9202	CL STUDENT COUNCIL 102.97	0.00	37.04	0.00	135.00	5.01	0.00	5.01
200	9204	CL CHEERLEADERS 533.25	0.24	2.94	0.00	0.00	536.19	0.00	536.19
200	9205	CL BUILDERS CLUB 3,493.00	1.54	19.29	0.00	0.00	3,512.29	0.00	3,512.29
200	9209	CL DRAMA CLUB 27,143.86	12.00	149.86	0.00	0.00	27,293.72	2,000.00	25,293.72
200	9253	BUILDERS' CLUB - RT 4,521.94	1.96	21.93	74.47	74.47	4,469.40	1,925.53	2,543.87
200	9254	HONORS ACADEMY - ROOT 4,862.98	1.83	23.83	0.00	730.02	4,156.79	2,174.00	1,982.79
200	9256	DRAMA CLUB - ROOT M.S. 7,405.24	3.07	39.81	0.00	469.50	6,975.55	4,030.50	2,945.05

EFINANCEPLUS
 DATE: 02/08/2022
 TIME: 16:15:40
 SELECTION CRITERIA : ALL

MEDINA CITY SCHOOLS
 OH Cash Position Report

PAGE NUMBER: 10

ACCOUNTING PERIOD : 7/22

FUND	SCC	DESCRIPTION	BEGIN	MTD	FYTD	MTD	FYTD	CURRENT	CURRENT	UNENCUMBERED
		BALANCE	RECEIPTS	RECEIPTS	EXPENDITURES	EXPENDITURES	FUND	ENCUMBRANCE	FUND	BALANCE
							BALANCE			
200	9258	STUD COUNCIL - ROOT M.S.								
		4,647.97	2.37	1,068.49	167.20	321.32	5,395.14	1,728.68	3,666.46	
200	9301	YG AMERICANS FOR FREEDOM								
		0.21	0.00	0.00	0.00	0.00	0.21	0.00	0.21	
200	9302	2009302								
		621.89	0.37	274.30	48.93	48.93	847.26	451.07	396.19	
200	9303	CULTURAL EXPLORATION								
		200.00	0.09	1.11	0.00	0.00	201.11	0.00	201.11	
200	9304	CAREER ASSOCIATION								
		0.37	0.00	0.00	0.00	0.00	0.37	0.00	0.37	
200	9305	CHEMCLUB								
		2.16	0.00	0.01	0.00	0.00	2.17	0.00	2.17	
200	9307	VOCAL								
		32,837.59	51.44	20,590.69	0.00	4,645.73	48,782.55	33,354.27	15,428.28	
200	9309	IMPROV CLUB								
		587.48	0.26	3.25	0.00	0.00	590.73	600.00	-9.27	
200	9310	D E P - NAT'L GERMAN HON								
		0.45	0.00	0.00	0.00	0.00	0.45	0.00	0.45	
200	9312	DRAMA CLUB								
		21,106.90	1,754.12	1,861.55	298.05	2,214.20	20,754.25	20,785.80	-31.55	
200	9314	MEDINA OUTDOORS CLUB								
		174.68	0.24	362.31	0.00	0.00	536.99	450.00	86.99	
200	9315	FELLOWSP OF CHRISTIAN ATH								
		343.00	0.15	1.90	0.00	0.00	344.90	0.00	344.90	
200	9318	GIRLS LEADERSHIP CLUB								
		7,165.14	3.17	39.56	0.00	0.00	7,204.70	0.00	7,204.70	
200	9321	KEY CLUB								
		57,755.34	40.18	1,897.25	2,027.30	2,357.18	57,295.41	8,630.12	48,665.29	
200	9323	MEDINAMITE								
		1,737.67	0.77	9.59	0.00	0.00	1,747.26	2,000.00	-252.74	
200	9324	MEDINIAN								
		60,353.20	1,498.49	4,472.01	0.00	0.00	64,825.21	11,000.00	53,825.21	
200	9325	MHS BAND								
		8,803.92	4.13	3,639.53	1,292.64	3,055.93	9,387.52	20,804.16	-11,416.64	
200	9326	NATIONAL HONOR SOCIETY								
		14,701.19	5.94	80.60	1,265.14	1,265.14	13,516.65	2,234.86	11,281.79	
200	9327	ORCHESTRA								
		30,962.31	14.23	1,550.11	137.66	137.66	32,374.76	2,862.34	29,512.42	
200	9330	SCIENCE OLYMPIAD CLUB								
		1,773.39	0.49	7.82	59.40	668.40	1,112.81	1,451.60	-338.79	

EFINANCEPLUS
DATE: 02/08/2022
TIME: 16:15:40
SELECTION CRITERIA : ALL

MEDINA CITY SCHOOLS
OH Cash Position Report

PAGE NUMBER: 11

ACCOUNTING PERIOD : 7/22

FUND	SCC	DESCRIPTION BEGIN BALANCE	MTD RECEIPTS	FYTD RECEIPTS	MTD EXPENDITURES	FYTD EXPENDITURES	CURRENT FUND BALANCE	CURRENT ENCUMBRANCE	UNENCUMBERED FUND BALANCE
200	9331	SKI CLUB 3.24	0.00	0.01	0.00	0.00	3.25	0.00	3.25
200	9332	SPANISH CLUB 14,709.14	7.25	2,959.83	467.76	1,165.85	16,503.12	4,584.15	11,918.97
200	9333	STUDENT COUNCIL 32,215.08	20.08	25,181.55	198.72	11,707.49	45,689.14	20,493.83	25,195.31
200	9335	LATIN CLUB 7,758.20	3.57	492.17	99.84	138.33	8,112.04	5,361.67	2,750.37
200	9336	FRENCH CLUB 0.00	0.32	852.83	61.96	123.92	728.91	2,126.08	-1,397.17
200	9337	AMERICAN SIGN LANGUAGE 306.38	0.14	1.70	0.00	0.00	308.08	0.00	308.08
200	9339	SPEECH/DEBATE CLUB 19,629.15	9.15	2,516.30	0.00	1,338.49	20,806.96	27,140.00	-6,333.04
200	9340	STUDENT'S H.O.P.E. 1,167.61	0.38	321.72	238.09	633.10	856.23	350.78	505.45
200	9346	PENGUIN BOWL/NOSB 121.64	0.05	0.67	0.00	0.00	122.31	500.00	-377.69
200	9350	TECHNOLOGY CLUB 567.56	191.31	510.65	0.00	567.84	510.37	1,232.16	-721.79
200	9352	VIDEO CLUB - SR HI 5,724.53	2.52	81.83	0.00	61.81	5,744.55	5,938.19	-193.64
200	9353	CHINESE CLUB 1,016.02	0.49	95.93	0.00	0.00	1,111.95	500.00	611.95
200	9355	GENDER AND SEXUALITY ALLI 1,441.79	0.56	57.64	100.00	229.38	1,270.05	570.62	699.43
200	9380	V O F T 18,145.16	43.02	806.65	0.00	0.00	18,951.81	10,000.00	8,951.81
200	9420	CLASS OF 2020 7,493.32	0.00	4.78	0.00	7,282.00	216.10	215.69	0.41
200	9421	CLASS OF 2021 895.53	0.40	4.95	0.00	0.00	900.48	896.05	4.43
200	9422	CLASS OF 2022 3,266.12	1.53	2,662.25	0.00	2,453.53	3,474.84	0.00	3,474.84
200	9423	CLASS OF 2023 2,729.22	2.02	2,423.47	0.00	547.26	4,605.43	47,452.74	-42,847.31
200	9424	CLASS OF 2024 1,004.57	1.22	3,681.62	0.00	1,908.00	2,778.19	2,892.00	-113.81
200	9425	CLASS OF 2025 0.00	0.93	4,109.21	0.00	1,997.98	2,111.23	1,502.02	609.21

EFINANCEPLUS
 DATE: 02/08/2022
 TIME: 16:15:40
 SELECTION CRITERIA : ALL

MEDINA CITY SCHOOLS
 OH Cash Position Report

PAGE NUMBER: 12

ACCOUNTING PERIOD : 7/22

FUND	SCC	DESCRIPTION	BEGIN	MTD RECEIPTS	FYTD RECEIPTS	MTD EXPENDITURES	FYTD EXPENDITURES	CURRENT FUND BALANCE	CURRENT ENCUMBRANCE	UNENCUMBERED FUND BALANCE
200	9999	STUD ACTIV FD WAGES/BENE 0.01		0.00	0.00	0.00	0.00	0.01	0.00	0.01
Total For Fund 200:			422,975.50	3,687.82	83,198.88	6,537.16	46,278.46	459,895.92	248,588.91	211,307.01
300	0000	ATHLETIC FUND 157,003.05		0.00	0.00	0.00	0.00	157,003.05	0.00	157,003.05
300	3000	ATHLETICS 0.00		0.00	1,100.00	7,252.33	164,221.73	-163,121.73	80,330.12	-243,451.85
300	3001	ATHLETICS OTH 0.00	2,500.55	80,923.05	0.00	0.00	80,923.05	0.00	0.00	80,923.05
300	3003	ATHLETICS BOYS BB 0.00	5,871.92	13,757.06	0.00	0.00	13,757.06	0.00	0.00	13,757.06
300	3004	ATHLETICS GIRLS BB 0.00	2,303.00	7,301.25	0.00	0.00	7,301.25	0.00	0.00	7,301.25
300	3007	ATHLETICS BOYS CC 0.00	0.00	11,055.00	0.00	0.00	11,055.00	0.00	0.00	11,055.00
300	3008	ATHLETICS HS FOOTBALL 0.00	0.00	120,716.25	0.00	0.00	120,716.25	0.00	0.00	120,716.25
300	3010	ATHLETICS SOCCER 0.00	42.00	42.00	0.00	0.00	42.00	0.00	0.00	42.00
300	3012	ATHLETICS BOYS SOCCER 0.00	0.00	13,861.00	0.00	0.00	13,861.00	0.00	0.00	13,861.00
300	3013	ATHLETICS GIRLS SOCCER 0.00	0.00	13,452.38	0.00	0.00	13,452.38	0.00	0.00	13,452.38
300	3017	ATH GIRLS VBALL 0.00	0.00	10,680.16	0.00	0.00	10,680.16	0.00	0.00	10,680.16
300	3018	ATH WRESTLING 0.00	-4,327.00	2,048.00	0.00	0.00	2,048.00	0.00	0.00	2,048.00
300	3021	ATH BOYS SWIMMING 0.00	70.87	673.37	0.00	0.00	673.37	0.00	0.00	673.37
300	3022	ATH GIRLS SWIMMING 0.00	358.86	1,083.36	0.00	0.00	1,083.36	0.00	0.00	1,083.36
300	9110	GARFIELD FIELD TRIPS 6,291.41	0.00	0.00	0.00	-150.00	6,441.41	0.00	0.00	6,441.41
300	9120	CANAVAN FIELD TRIP 22.68	0.00	0.00	-154.93	0.00	22.68	0.00	0.00	22.68

EFINANCEPLUS
 DATE: 02/08/2022
 TIME: 16:15:40
 SELECTION CRITERIA : ALL

MEDINA CITY SCHOOLS
 OH Cash Position Report

PAGE NUMBER: 13

ACCOUNTING PERIOD : 7/22

FUND	SCC	DESCRIPTION	BEGIN BALANCE	MTD RECEIPTS	FYTD RECEIPTS	MTD EXPENDITURES	FYTD EXPENDITURES	CURRENT FUND BALANCE	CURRENT ENCUMBRANCE	UNENCUMBERED FUND BALANCE
300	9121	WORLD WATCHER'S CLUB								
		7,362.04	0.00	0.00	0.00	0.00	7,362.04	0.00	7,362.04	
300	9130	FENN FIELD TRIPS								
		0.00	0.00	410.00	600.00	600.00	-190.00	0.00	-190.00	
300	9140	HERITAGE FIELD TRIPS								
		88.71	0.00	0.00	0.00	0.00	88.71	0.00	88.71	
300	9160	BLAKE FIELD TRIPS								
		488.58	0.00	0.00	0.00	0.00	488.58	0.00	488.58	
300	9170	WAITE FIELD TRIPS								
		687.67	0.00	0.00	0.00	140.00	547.67	2,000.00	-1,452.33	
300	9180	NORTHROP FIELD TRIPS								
		1,367.85	0.00	0.00	0.00	0.00	1,367.85	0.00	1,367.85	
300	9201	CL BAND FUND								
		23,775.41	0.00	0.00	70.57	1,762.67	22,012.74	18,515.00	3,497.74	
300	9202	CL ORCHESTRA FD.								
		258.00	0.00	0.00	0.00	0.00	258.00	0.00	258.00	
300	9203	CL LIBRARY								
		370.00	0.00	0.00	0.00	0.00	370.00	0.00	370.00	
300	9204	CLAGGETT M.S. CHOIR FUND								
		634.10	0.00	0.00	0.00	0.00	634.10	0.00	634.10	
300	9250	ROOT M.S. BAND FUND								
		10,784.71	0.00	0.00	332.67	2,182.37	8,602.34	6,608.00	1,994.34	
300	9251	ROOT M.S. ORCHESTRA FUND								
		1,246.65	0.00	0.00	0.00	0.00	1,246.65	0.00	1,246.65	
300	9252	ROOT M.S. CHOIR FUND								
		3,270.15	0.00	0.00	0.00	0.00	3,270.15	0.00	3,270.15	
300	9253	ROOT M.S. BEEHIVE								
		1,535.40	0.00	146.40	0.00	99.95	1,581.85	299.05	1,282.80	
300	9258	ROOT - DIST SUPER ACTIV								
		484.00	0.00	-484.00	0.00	0.00	0.00	137,312.00	-137,312.00	
300	9301	BOWLING CLUB								
		2,480.08	600.00	4,100.00	0.00	0.00	6,580.08	4,500.00	2,080.08	
300	9302	MENS VOLLEYBALL								
		8,738.06	0.00	0.00	0.00	2,469.89	6,268.17	7,600.00	-1,331.83	
300	9303	HUDDLE/SHUDDLE								
		1,651.10	0.00	2,630.00	0.00	1,312.14	2,968.96	2,203.12	765.84	
300	9304	LINK CREW								
		4,120.08	0.00	20.00	101.40	3,153.44	986.64	2,076.17	-1,089.53	
300	9313	MUSICAL								
		15,037.09	0.00	30,149.83	0.00	15,905.82	29,281.10	0.00	29,281.10	

EFINANCEPLUS
 DATE: 02/08/2022
 TIME: 16:15:40
 SELECTION CRITERIA : ALL

MEDINA CITY SCHOOLS
 OH Cash Position Report

PAGE NUMBER: 14

ACCOUNTING PERIOD : 7/22

FUND	SCC	DESCRIPTION BEGIN BALANCE	MTD RECEIPTS	FYTD RECEIPTS	MTD EXPENDITURES	FYTD EXPENDITURES	CURRENT FUND BALANCE	CURRENT ENCUMBRANCE	UNENCUMBERED FUND BALANCE
300	9325	MHS BAND TRIP 7,171.20	0.00	0.00	0.00	0.00	7,171.20	0.00	7,171.20
300	9334	BEEHIVE CAFE 19,377.33	0.00	0.00	0.00	254.15	19,123.18	25,926.82	-6,803.64
300	9390	GLOBAL TRIPS 2,691.00	170.00	-1,603.00	0.00	0.00	1,088.00	7,500.00	-6,412.00
300	9410	SPARKLE CHEERLEADING 2,013.29	0.00	0.00	0.00	1,130.16	883.13	711.00	172.13
<hr/>									
Total For Fund 300:		278,949.64	7,590.20	312,062.11	8,202.04	193,082.32	397,929.43	295,581.28	102,348.15
<hr/>									
401	9011	AUX FUNDS/ST FRANCIS 48,228.92	0.00	0.00	0.00	48,228.92	0.00	0.00	0.00
401	9012	ST FRANCIS AUX SERVICES 0.00	45.28	174,708.07	24,662.62	71,702.52	103,005.55	60,060.77	42,944.78
401	9017	AUX ST FRANCIS 37.41	0.00	0.00	0.00	0.00	37.41	0.00	37.41
401	9021	AUX FUNDS NURTURY 14,283.90	0.00	0.00	0.00	14,283.90	0.00	0.00	0.00
401	9022	NURTURY 0.00	1.99	4,967.44	153.94	429.94	4,537.50	0.00	4,537.50
401	9027	AUX FUNDS NURTURY 72.90	0.00	0.00	0.00	0.00	72.90	0.00	72.90
401	9031	AUX FUNDS MCA 56,325.29	0.00	0.00	0.00	56,325.29	0.00	0.00	0.00
401	9032	MCA 0.00	0.00	172,944.99	23,803.02	219,249.86	-46,304.87	44,119.48	-90,424.35
401	9041	AUX FUNDS KIDS COUNTRY 5,015.38	0.00	0.00	0.00	5,015.38	0.00	0.00	0.00
401	9066	SM WONDERS 1,644.12	0.00	0.00	0.00	0.00	1,644.12	0.00	1,644.12
<hr/>									
Total For Fund 401:		125,607.92	47.27	352,620.50	48,619.58	415,235.81	62,992.61	104,180.25	-41,187.64

EFINANCEPLUS
 DATE:02/08/2022
 TIME:16:15:40
 SELECTION CRITERIA : ALL

MEDINA CITY SCHOOLS
 OH Cash Position Report

PAGE NUMBER: 15

ACCOUNTING PERIOD : 7/22

FUND	SCC	DESCRIPTION BEGIN BALANCE	MTD RECEIPTS	FYTD RECEIPTS	MTD EXPENDITURES	FYTD EXPENDITURES	CURRENT FUND BALANCE	CURRENT ENCUMBRANCE	UNENCUMBERED FUND BALANCE
432	9097	MANAGE INFO SYS 0.80	0.00	0.00	0.00	0.00	0.80	0.00	0.80

Total For Fund 432:		0.80	0.00	0.00	0.00	0.00	0.80	0.00	0.80

450	9008	SCHOOLNET PLUS FY2008 1.00	0.00	0.00	0.00	0.00	1.00	0.00	1.00

Total For Fund 450:		1.00	0.00	0.00	0.00	0.00	1.00	0.00	1.00

451	9012	CONNECTIVITY 0.00	0.00	9,900.00	0.00	0.00	9,900.00	0.00	9,900.00
451	9013	CONNECTIVITY 2013 800.00	0.00	0.00	0.00	0.00	800.00	0.00	800.00
451	9018	CONNECTIVITY FY18 564.00	0.00	0.00	0.00	0.00	564.00	0.00	564.00
451	9019	CONNECTIVITY 120.00	0.00	0.00	0.00	0.00	120.00	0.00	120.00

Total For Fund 451:		1,484.00	0.00	9,900.00	0.00	0.00	11,384.00	0.00	11,384.00

452	9008	SCHOOLNET PD FY08 66.15	0.00	0.00	0.00	0.00	66.15	0.00	66.15

Total For Fund 452:		66.15	0.00	0.00	0.00	0.00	66.15	0.00	66.15

467	9020	STUD WELLNESS AND SUCCESS 0.00	0.00	0.00	9,879.01	69,530.78	-69,530.78	0.00	-69,530.78

EFINANCEPLUS
 DATE: 02/08/2022
 TIME: 16:15:40
 SELECTION CRITERIA : ALL

MEDINA CITY SCHOOLS
 OH Cash Position Report

PAGE NUMBER: 16

ACCOUNTING PERIOD : 7/22

FUND	SCC	DESCRIPTION BEGIN BALANCE	MTD RECEIPTS	FYTD RECEIPTS	MTD EXPENDITURES	FYTD EXPENDITURES	CURRENT FUND BALANCE	CURRENT ENCUMBRANCE	UNENCUMBERED FUND BALANCE
467	9021	STUD WELLNESS AND SUCCESS 445,936.84	0.00	0.00	20,233.01	147,922.31	298,014.53	9,087.57	288,926.96

Total For Fund	467:	445,936.84	0.00	0.00	30,112.02	217,453.09	228,483.75	9,087.57	219,396.18
499	9012	INTERN PSYCH FY12 45.81	0.00	0.00	0.00	0.00	45.81	0.00	45.81
499	9013	INTERN PSYCH FY13 39.97	0.00	0.00	0.00	0.00	39.97	0.00	39.97
499	9019	SCHOOL SAFETY 23,148.67	0.00	0.00	0.00	0.00	23,148.67	0.00	23,148.67
499	9024	LOCAL GOV INNOVATION FUND 7,750.00	0.00	0.00	0.00	0.00	7,750.00	0.00	7,750.00
499	9039	INTERN PSYCH GRANT FY09 2.20	0.00	0.00	0.00	0.00	2.20	0.00	2.20
499	9112	E-TECH BLENDED LEARNING 321.71	0.00	0.00	0.00	0.00	321.71	0.00	321.71

Total For Fund	499:	31,308.36	0.00	0.00	0.00	0.00	31,308.36	0.00	31,308.36
506	9014	RES ED GRANT 950.00	0.00	0.00	0.00	0.00	950.00	0.00	950.00

Total For Fund	506:	950.00	0.00	0.00	0.00	0.00	950.00	0.00	950.00
507	9021	ESSER 0.00	0.00	9,585.03	0.00	9,585.03	0.00	43.00	-43.00
507	9022	ARP ESSER 0.00	0.00	0.00	19,739.28	53,729.28	-53,729.28	95,970.00	-149,699.28
507	9121	ESSER II 690,227.00	0.00	3,929.75	8,694.87	712,272.32	-18,115.57	83,707.84	-101,823.41

EFINANCEPLUS
DATE: 02/08/2022
TIME: 16:15:40
SELECTION CRITERIA : ALL

MEDINA CITY SCHOOLS
OH Cash Position Report

PAGE NUMBER: 17

ACCOUNTING PERIOD : 7/22

FUND	SCC	DESCRIPTION BEGIN BALANCE	MTD RECEIPTS	FYTD RECEIPTS	MTD EXPENDITURES	FYTD EXPENDITURES	CURRENT FUND BALANCE	CURRENT ENCUMBRANCE	UNENCUMBERED FUND BALANCE
<hr/>									
Total For Fund	507:	690,227.00	0.00	13,514.78	28,434.15	775,586.63	-71,844.85	179,720.84	-251,565.69
516	9015	TITLE VI-B 2,690.82	0.00	0.00	0.00	0.00	2,690.82	0.00	2,690.82
516	9016	TITLE VI-B 229.90	0.00	0.00	0.00	0.00	229.90	0.00	229.90
516	9021	TITLE VI-B 214.00	0.00	274,126.81	0.00	202,563.33	71,777.48	0.00	71,777.48
516	9022	TITLE VI-B 0.00	0.00	0.00	95,123.27	598,281.04	-598,281.04	0.00	-598,281.04
516	9122	ARP IDEA 0.00	0.00	0.00	0.00	0.00	0.00	8,185.19	-8,185.19
<hr/>									
Total For Fund	516:	3,134.72	0.00	274,126.81	95,123.27	800,844.37	-523,582.84	8,185.19	-531,768.03
551	9120	TITLE III LEP 2,792.08	0.00	0.00	0.00	0.00	2,792.08	0.00	2,792.08
551	9121	TITLE III LEP 9,262.64	0.00	9,349.40	0.00	9,068.40	9,543.64	0.00	9,543.64
551	9122	TITLE III LEP 0.00	0.00	0.00	90.00	593.10	-593.10	0.00	-593.10
<hr/>									
Total For Fund	551:	12,054.72	0.00	9,349.40	90.00	9,661.50	11,742.62	0.00	11,742.62
572	9021	TITLE I 0.00	0.00	77,040.73	0.00	55,784.14	21,256.59	0.00	21,256.59
572	9022	TITLE I 0.00	191,673.14	191,673.14	39,077.30	230,750.44	-39,077.30	296.04	-39,373.34
572	9116	TITLE I-D 2.83	0.00	0.00	0.00	0.00	2.83	0.00	2.83

EFINANCEPLUS
 DATE: 02/08/2022
 TIME: 16:15:40
 SELECTION CRITERIA : ALL

MEDINA CITY SCHOOLS
 OH Cash Position Report

PAGE NUMBER: 18

ACCOUNTING PERIOD : 7/22

FUND	SCC	DESCRIPTION BEGIN BALANCE	MTD RECEIPTS	FYTD RECEIPTS	MTD EXPENDITURES	FYTD EXPENDITURES	CURRENT FUND BALANCE	CURRENT ENCUMBRANCE	UNENCUMBERED FUND BALANCE
572	9121	TITLE I-D 7,878.00	0.00	29,934.55	11,170.94	77,827.83	-40,015.28	0.00	-40,015.28
572	9122	TITLE I-D 0.00	11,378.71	11,378.71	1,713.96	13,092.67	-1,713.96	179.90	-1,893.86
572	9221	TITLE I - EOE 0.00	0.00	10,107.88	0.00	10,107.88	0.00	0.00	0.00

Total For Fund 572:		7,880.83	203,051.85	320,135.01	51,962.20	387,562.96	-59,547.12	475.94	-60,023.06
584	9022	TITLE IV-A 0.00	8,618.00	8,618.00	1,020.26	9,638.26	-1,020.26	14,387.25	-15,407.51

Total For Fund 584:		0.00	8,618.00	8,618.00	1,020.26	9,638.26	-1,020.26	14,387.25	-15,407.51
587	9021	PRESCHOOL 0.00	0.00	3,456.42	0.00	1,677.33	1,779.09	0.00	1,779.09
587	9022	EARLY CHILDHOOD 0.00	16,067.79	16,067.79	3,319.40	19,387.19	-3,319.40	1,807.67	-5,127.07
587	9121	68 RESTORATION 0.00	0.00	4,499.00	0.00	4,499.00	0.00	0.00	0.00

Total For Fund 587:		0.00	16,067.79	24,023.21	3,319.40	25,563.52	-1,540.31	1,807.67	-3,347.98
590	9021	TITLE II-A 14,320.82	0.00	28,556.20	0.00	17,289.94	25,587.08	0.00	25,587.08
590	9022	TITLE II-A 0.00	54,596.88	54,596.88	9,420.68	64,017.56	-9,420.68	22,323.58	-31,744.26

Total For Fund 590:		14,320.82	54,596.88	83,153.08	9,420.68	81,307.50	16,166.40	22,323.58	-6,157.18

EFINANCEPLUS
DATE: 02/08/2022
TIME: 16:15:40
SELECTION CRITERIA : ALL

MEDINA CITY SCHOOLS
OH Cash Position Report

PAGE NUMBER: 19

ACCOUNTING PERIOD : 7/22

FUND	SCC	DESCRIPTION	MTD RECEIPTS	FYTD RECEIPTS	MTD EXPENDITURES	FYTD EXPENDITURES	CURRENT FUND BALANCE	CURRENT ENCUMBRANCE	UNENCUMBERED FUND BALANCE
		BEGIN BALANCE							
599	9021	TITLE IV-A ST SUP & ACAD 20,000.00	0.00	7,448.92	0.00	6,950.77	20,498.15	0.00	20,498.15
		-----	-----	-----	-----	-----	-----	-----	-----
Total For Fund 599:		20,000.00	0.00	7,448.92	0.00	6,950.77	20,498.15	0.00	20,498.15
		-----	-----	-----	-----	-----	-----	-----	-----
GRAND TOTALS:		70,669,572.11	8,858,086.98	60,076,108.54	7,558,635.65	71,546,828.74	59,198,851.91	8,751,962.44	50,446,889.47

EFINANCEPLUS
 DATE: 02/08/2022
 TIME: 16:15:40
 SELECTION CRITERIA : ALL

MEDINA CITY SCHOOLS
 OH Cash Position Report

PAGE NUMBER: 20

ACCOUNTING PERIOD : 7/22

FUND	SCC	DESCRIPTION BEGIN BALANCE	MTD RECEIPTS	FYTD RECEIPTS	MTD EXPENDITURES	FYTD EXPENDITURES	CURRENT FUND BALANCE	CURRENT ENCUMBRANCE	UNENCUMBERED FUND BALANCE
001		30,154,351.08	5,585,754.83	38,959,460.67	5,375,379.18	44,307,327.99	24,806,483.76	2,121,395.30	22,685,088.46
002		3,561,305.29	119,130.00	3,846,739.38	0.00	5,365,382.09	2,042,662.58	901,337.00	1,141,325.58
003		437,174.65	0.00	72.60	-53,925.35	80,727.35	356,519.90	7,055.90	349,464.00
006		54,793.54	270,712.34	1,908,895.95	203,879.39	1,587,513.12	376,176.37	237,248.02	138,928.35
007		38,970.56	30.46	30,315.35	0.00	0.00	69,285.91	26,000.00	43,285.91
008		820,970.55	21.47	268.18	0.00	0.00	821,238.73	50,750.00	770,488.73
009		109,390.40	9,685.05	244,083.17	9,574.27	121,560.17	231,913.40	113,053.28	118,860.12
014		741,389.28	138,435.20	549,361.28	71,427.60	650,109.70	640,640.86	78,885.00	561,755.86
016		20,800,938.74	503,580.00	3,758,838.93	679,663.80	5,877,508.42	18,682,269.25	467,334.07	18,214,935.18
018		877,169.11	39,835.82	86,722.41	7,929.46	82,711.10	881,180.42	184,490.68	696,689.74
019		50,538.47	0.00	0.00	0.00	0.00	50,538.47	0.00	50,538.47
020		79,317.95	1,571.87	11,664.42	590.74	3,804.27	87,178.10	8,222.19	78,955.91
022		52,777.18	0.00	20,046.70	3,144.32	18,032.39	54,791.49	5,000.00	49,791.49
024		6,889,180.58	852,732.21	5,966,100.98	888,341.78	7,249,588.86	5,605,692.70	3,176,871.18	2,428,821.52

EFINANCEPLUS
 DATE: 02/08/2022
 TIME: 16:15:40
 SELECTION CRITERIA : ALL

MEDINA CITY SCHOOLS
 OH Cash Position Report

PAGE NUMBER: 21

ACCOUNTING PERIOD : 7/22

FUND	SCC	DESCRIPTION BEGIN BALANCE	MTD RECEIPTS	FYTD RECEIPTS	MTD EXPENDITURES	FYTD EXPENDITURES	CURRENT FUND BALANCE	CURRENT ENCUMBRANCE	UNENCUMBERED FUND BALANCE
027		417,055.60	20,600.55	187,980.57	19,058.98	55,180.88	549,855.29	122,739.12	427,116.17
071		3,529,350.83	1,022,337.37	3,007,407.25	70,730.72	3,178,217.21	3,358,540.87	367,242.22	2,991,298.65
200		422,975.50	3,687.82	83,198.88	6,537.16	46,278.46	459,895.92	248,588.91	211,307.01
300		278,949.64	7,590.20	312,062.11	8,202.04	193,082.32	397,929.43	295,581.28	102,348.15
401		125,607.92	47.27	352,620.50	48,619.58	415,235.81	62,992.61	104,180.25	-41,187.64
432		0.80	0.00	0.00	0.00	0.00	0.80	0.00	0.80
450		1.00	0.00	0.00	0.00	0.00	1.00	0.00	1.00
451		1,484.00	0.00	9,900.00	0.00	0.00	11,384.00	0.00	11,384.00
452		66.15	0.00	0.00	0.00	0.00	66.15	0.00	66.15
467		445,936.84	0.00	0.00	30,112.02	217,453.09	228,483.75	9,087.57	219,396.18
499		31,308.36	0.00	0.00	0.00	0.00	31,308.36	0.00	31,308.36
506		950.00	0.00	0.00	0.00	0.00	950.00	0.00	950.00
507		690,227.00	0.00	13,514.78	28,434.15	775,586.63	-71,844.85	179,720.84	-251,565.69
516		3,134.72	0.00	274,126.81	95,123.27	800,844.37	-523,582.84	8,185.19	-531,768.03

EFINANCEPLUS
 DATE: 02/08/2022
 TIME: 16:15:40
 SELECTION CRITERIA : ALL

MEDINA CITY SCHOOLS
 OH Cash Position Report

PAGE NUMBER: 22

ACCOUNTING PERIOD : 7/22

FUND	SCC	DESCRIPTION BEGIN BALANCE	MTD RECEIPTS	FYTD RECEIPTS	MTD EXPENDITURES	FYTD EXPENDITURES	CURRENT FUND BALANCE	CURRENT ENCUMBRANCE	UNENCUMBERED FUND BALANCE
551		12,054.72	0.00	9,349.40	90.00	9,661.50	11,742.62	0.00	11,742.62
572		7,880.83	203,051.85	320,135.01	51,962.20	387,562.96	-59,547.12	475.94	-60,023.06
584		0.00	8,618.00	8,618.00	1,020.26	9,638.26	-1,020.26	14,387.25	-15,407.51
587		0.00	16,067.79	24,023.21	3,319.40	25,563.52	-1,540.31	1,807.67	-3,347.98
590		14,320.82	54,596.88	83,153.08	9,420.68	81,307.50	16,166.40	22,323.58	-6,157.18
599		20,000.00	0.00	7,448.92	0.00	6,950.77	20,498.15	0.00	20,498.15
GRAND TOTALS:		70,669,572.11	8,858,086.98	60,076,108.54	7,558,635.65	71,546,828.74	59,198,851.91	8,751,962.44	50,446,889.47

Medina City Schools Check Register For the Period of - 7

2/8/22

4:28 PM

Check Date	Check Number	Vendor Name	Transaction Amount
01/03/2022	V687420	MEMO - MEDICAL MUTUAL	\$62,118.85
01/03/2022	V688623	MEMO - A&M ENDEAVORS LLC	\$44.95
01/03/2022 - Total			\$62,163.80
01/04/2022	V687421	MEMO - MEDICAL MUTUAL	\$101,714.60
01/04/2022 - Total			\$101,714.60
01/06/2022	V688624	MEMO - WESTFIELD BANK	\$739.28
01/06/2022 - Total			\$739.28
01/10/2022	V688622	MEMO-CAPITAL ONE	\$18,420.73
01/10/2022 - Total			\$18,420.73
01/11/2022	V687422	MEMO - MEDICAL MUTUAL	\$327,279.51
01/11/2022 - Total			\$327,279.51
01/12/2022	V688577	GORDON FOOD SERVICE	\$8,435.29
01/12/2022 - Total			\$8,435.29
01/13/2022	V688609	MEMO MET LIFE INSURANCE	\$3,558.10
01/13/2022 - Total			\$3,558.10
01/14/2022	687268	ADLER TEAM SPORTS	\$238.80
01/14/2022	687269	ADORAMA INC.	\$16.99
01/14/2022	687270	ADVANCE AUTO PARTS	\$561.99
01/14/2022	687271	APP GARDEN LLC	\$4,500.00
01/14/2022	687272	APPLE INC.	\$527.00
01/14/2022	687273	ARMSTRONG UTILITIES INC.	\$777.97
01/14/2022	687274	ASSET TECHNOLOGIES LLC	\$2,270.91
01/14/2022	687275	AUDITOR OF STATE'S OFFICE	\$5,317.00
01/14/2022	687276	NEW DAIRY HOLDCO, LLC.	\$5,844.84
01/14/2022	687277	BULK BOOKSTORE	\$1,458.99
01/14/2022	687278	CATHARINE M FAFRAK	\$200.00
01/14/2022	687279	CENTRAL INSTRUMENT CO.	\$58.06
01/14/2022	687280	CITY OF MEDINA	\$13,925.66
01/14/2022	687281	CLEVELAND PLUMBING SUPPLY CO.	\$710.86
01/14/2022	687282	COLORAMICS LLC DBA:BUCKEYE CERAMICS	\$792.00
01/14/2022	687283	COLUMBIA GAS OF OHIO INC	\$6,546.12
01/14/2022	687284	COMDOC INC	\$519.81
01/14/2022	687285	CUYAHOGA COMMUNITY COLLEGE	\$1,253.46

Medina City Schools

Check Register For the Period of - 7

2/8/22

4:28 PM

Check Date	Check Number	Vendor Name	Transaction Amount
01/14/2022	687286	DATA RECOGNITION CORP.	\$562.42
01/14/2022	687287	DEBBIE QUAIDER (PETTY CASHIER)	\$52.60
01/14/2022	687288	DELL MARKETING LP	\$42.81
01/14/2022	687289	DEMCO INC	\$149.23
01/14/2022	687290	DOMINICS PIZZA & JO JO'S BAR	\$214.45
01/14/2022	687291	EDISON LOCAL SCHOOL DISTRICT	\$275.00
01/14/2022	687292	ESC OF MEDINA COUNTY	\$18,540.00
01/14/2022	687293	ETIENNE MASSICOTTE	\$168.00
01/14/2022	687294	FARMERS EXCHANGE CO INC	\$587.02
01/14/2022	687295	FBN SYSTEMS INC.	\$5,037.00
01/14/2022	687296	FRONTIER NORTH INC	\$4,673.79
01/14/2022	687297	GOPHER SPORT	\$92.79
01/14/2022	687298	GORDON FOOD SERVICE	\$93.35
01/14/2022	687299	HARRIS BATTERY COMPANY INC	\$244.72
01/14/2022	687300	HEALTHCARE BILLING SERVICES	\$1,720.94
01/14/2022	687301	HERSHEY CREAMERY CO	\$338.40
01/14/2022	687302	HOME SCIENCE TOOLS	\$59.40
01/14/2022	687303	JW PEPPER & SON, INC.	\$130.00
01/14/2022	687304	KEYSTONE HIGH SCHOOL	\$295.00
01/14/2022	687305	LAWSON PRODUCTS INC	\$149.19
01/14/2022	687306	LITTLE FOX, INC	\$90.00
01/14/2022	687307	MACKIN BOOK COMPANY	\$626.30
01/14/2022	687308	MARS ELECTRIC CO.	\$227.42
01/14/2022	687309	OHIO MATHEMATICS LEAGUE/MATH LEAGUE	\$80.00
01/14/2022	687310	MCMASTER-CARR SUPPLY COMPANY	\$422.51
01/14/2022	687311	MCS FOOD SERVICE DEPT.	\$118.05
01/14/2022	687312	MEDINA COUNTY SANITARY	\$1,661.98
01/14/2022	687313	MEDINA HARDWARE INC	\$261.48
01/14/2022	687314	MNJ TECHNOLOGIES DIRECT INC	\$414.00
01/14/2022	687315	MUSIC THERAPY ENRICHMENT CENTER	\$418.00
01/14/2022	687316	NICKLES BAKERY	\$242.45
01/14/2022	687317	OASBO	\$425.00
01/14/2022	687318	OASSA	\$350.00

Medina City Schools

Check Register For the Period of - 7

2/8/22

4:28 PM

Check Date	Check Number	Vendor Name	Transaction Amount
01/14/2022	687319	OHIO DEPARTMENT OF COMMERCE	\$98.25
01/14/2022	687320	OHIO EDISON COMPANY	\$97,136.50
01/14/2022	687321	ORLO AUTO PARTS INC	\$33.83
01/14/2022	687322	P & A ADMINISTRATIVE SERVICES	\$580.40
01/14/2022	687323	PROTEGIS HOLDINGS LLC	\$666.10
01/14/2022	687324	QUADIENT LEASING USA, INC.	\$1,011.39
01/14/2022	687325	RUMPKE OF OHIO INC	\$1,262.02
01/14/2022	687326	SAVVAS LEARNING COMPANY LLC	\$53.37
01/14/2022	687327	SCOTT SCRIVEN LLP	\$779.00
01/14/2022	687328	STEPHANIE M. BOWLIN	\$135.48
01/14/2022	687329	SPORTSWORLD	\$263.94
01/14/2022	687330	STERLING PAPER CO	\$23,633.45
01/14/2022	687331	TERI LEWIS (PETTY CASHIER)	\$82.80
01/14/2022	687332	TOTAL EDUCATION SOLUTIONS, INC.	\$784.00
01/14/2022	687333	TRACY BROWN	\$320.00
01/14/2022	687334	TRANSPORTATION ACCESSORIES CO, INC.	\$570.40
01/14/2022	687335	VERIZON WIRELESS	\$84.12
01/14/2022	687336	RODNEY S WEHRLEY	\$35.61
01/14/2022	687337	WEST MUSIC COMPANY INC	\$328.16
01/14/2022	687338	WILSON LANGUAGE TRAINING CORP	\$1,096.63
01/14/2022	687367	ALYSSA & SCOTT MINTUS	\$9.00
01/14/2022	687368	AMANDA & JEFFREY BERNARD	\$12.00
01/14/2022	687369	AMIE SCOTT	\$18.00
01/14/2022	687370	ANN & JEFF PATTERSON	\$36.00
01/14/2022	687371	ASHLAND CITY BOARD OF EDUCATION	\$425.00
01/14/2022	687372	AVON HIGH SCHOOL	\$425.00
01/14/2022	687373	BETHANY BONITZ	\$72.00
01/14/2022	687374	BRIDGET PRIESTLEY	\$20.00
01/14/2022	687375	BRYAN & CONSTANCE HAUSMAN	\$6.00
01/14/2022	687376	CASSANDRA & KEN JOHNSON	\$30.00
01/14/2022	687377	CHRIS & LEAH PESARCHICK	\$12.00
01/14/2022	687378	CHRIS CUMMINGS	\$6.00
01/14/2022	687379	CHRISTINA PYROS	\$80.00

Medina City Schools Check Register For the Period of - 7

2/8/22

4:28 PM

Check Date	Check Number	Vendor Name	Transaction Amount
01/14/2022	687380	CHRISTOPHER KING	\$18.00
01/14/2022	687381	CLOVERLEAF LOCAL SCHOOLS	\$425.00
01/14/2022	687382	DEBORAH & JOHN MCCLURE	\$15.00
01/14/2022	687383	DEBORAH ARMENTA	\$6.00
01/14/2022	687384	DESPINA GRILLIS	\$30.00
01/14/2022	687385	DONALD & SHARON HALLOCK	\$11.00
01/14/2022	687386	GALION HIGH SCHOOL	\$425.00
01/14/2022	687387	HEATHER ROBERTS	\$11.00
01/14/2022	687388	HILLIARD CITY SCHOOL DISTRICT	\$425.00
01/14/2022	687389	KELLY & JAMES WOLFF	\$18.00
01/14/2022	687390	KELLY DAVIS	\$12.00
01/14/2022	687391	KRISTEN DAWSON	\$12.00
01/14/2022	687392	LISA & JULIUS JURON	\$12.00
01/14/2022	687393	MAUREEN & WILLIAM THIEMEKE	\$11.00
01/14/2022	687394	MEDINA CHRISTIAN ACADEMY	\$8.54
01/14/2022	687395	MENTOR HIGH SCHOOL	\$425.00
01/14/2022	687396	MICHELE & JOHN WITTENAUER	\$18.00
01/14/2022	687397	MICHELLE KELLY-DAUM	\$15.00
01/14/2022	687398	NORTH CANTON CITY SCHOOLS	\$425.00
01/14/2022	687399	OAK HILLS LOCAL SCHOOL DISTRICT	\$425.00
01/14/2022	687400	OLENTANGY LOCAL SCHOOL DISTRICT	\$425.00
01/14/2022	687401	OLMSTED FALLS CITY SCHOOLS	\$425.00
01/14/2022	687402	OTSEGO BOARD OF EDUCATION	\$425.00
01/14/2022	687403	PERKINS LOCAL SCHOOL DISTRICT	\$425.00
01/14/2022	687404	ROBERT NUNN	\$12.00
01/14/2022	687405	SAMANTHA NOVAK	\$10.00
01/14/2022	687406	SARAH & TOM LYNCH	\$18.00
01/14/2022	687407	SCOTT & MICHELE GLESKE	\$12.00
01/14/2022	687408	SHAUNINA SAURER	\$90.00
01/14/2022	687409	TAMMY & GREGORY AMOS	\$10.00
01/14/2022	687410	TIFFANY BOHLAND	\$20.00
01/14/2022	687411	TONY NICOL	\$15.00
01/14/2022	687412	TRACY SHIPE	\$6.00

Medina City Schools

Check Register For the Period of - 7

2/8/22

4:28 PM

Check Date	Check Number	Vendor Name	Transaction Amount
01/14/2022	687413	VICTORIA DELAPPI	\$9.00
01/14/2022	687414	WAUSEON EXEMPTED VILLAGE	\$425.00
01/14/2022	687415	WESTERVILLE CITY SCHOOLS	\$425.00
01/14/2022	V687339	ABC THERAPY, LTD	\$17,794.03
01/14/2022	V687340	ALAN T ROLAND	\$240.00
01/14/2022	V687341	AMAZON.COM	\$1,476.35
01/14/2022	V687342	ANTHONY BELSITO	\$297.00
01/14/2022	V687343	BLICK ART MATERIALS LLC	\$2,163.33
01/14/2022	V687344	AMY LYNN BUSBY	\$33.41
01/14/2022	V687345	CDWG	\$1,961.82
01/14/2022	V687346	DAVID M CHAMBERS	\$168.00
01/14/2022	V687347	CHRISTIA MATTEY	\$1,693.44
01/14/2022	V687348	SANDRA LEE DEBNAR	\$50.34
01/14/2022	V687349	EASY GRAPHICS CORP	\$16,271.00
01/14/2022	V687350	ENTERPRISE FM TRUST	\$8,468.72
01/14/2022	V687351	J.DAVID HAMMAN	\$11.76
01/14/2022	V687352	HARPLEY CS LLC	\$660.00
01/14/2022	V687353	JOHNSON CONTROLS FIRE PROT	\$1,068.00
01/14/2022	V687354	JOSHEN PAPER & PACKAGING CO.	\$965.77
01/14/2022	V687355	LORI S KELLY	\$1,891.00
01/14/2022	V687356	MICHAEL L WESNER	\$3,314.63
01/14/2022	V687357	PSI AFFILIATES INC.	\$18,066.59
01/14/2022	V687358	QUILL CORPORATION	\$86.39
01/14/2022	V687359	RAVEN M ORY	\$120.00
01/14/2022	V687360	REINHARDT SUPPLY COMPANY	\$4,525.71
01/14/2022	V687361	SCHOOL SPECIALTY, LLC.	\$907.93
01/14/2022	V687362	SHELLEY MACK	\$459.00
01/14/2022	V687363	DANIEL JOSEPH SMITH	\$11.65
01/14/2022	V687364	PAUL M WORSENCROFT	\$333.69
01/14/2022	V687365	CINTAS CORPORATION (V-CARD)	\$167.14
01/14/2022	V687366	SHEAKLEY UNISERVE INC (V-CARD)	\$17,800.00
01/14/2022	V687416	MINE PAZITKA	\$9.00
01/14/2022	V687417	PATRICIA E POWERS	\$18.00

Medina City Schools

Check Register For the

Period of - 7

2/8/22

4:28 PM

Check Date	Check Number	Vendor Name	Transaction Amount
01/14/2022	V687418	AMY E ROSENWALD	\$25.00
01/14/2022	V687419	BRIAN S STONITSCH	\$12.50
01/14/2022	V687430	MEMO-FLEXSAVE	\$9,691.86
01/14/2022	V687431	MEDINA CITY SCHOOLS FOUNDATION	\$69.00
01/14/2022	V687432	MEMO - SERS - BOARD	\$57,136.46
01/14/2022	V687433	MEMO - STRS - BOARD	\$225,301.31
01/14/2022	V687434	MEMO -EFTPS - TAXES	\$238,817.94
01/14/2022	V687435	MEMO -MEDINA CITY SCHOOLS	\$414,905.15
01/14/2022	V687436	MEMO --S E R S - EMPLOYEE	\$41,280.84
01/14/2022	V687437	MEMO --S T R S - EMPLOYEE	\$233,833.29
01/14/2022	V687438	OHIO BUSINESS GATEWAY	\$46,364.93
01/14/2022	V687439	OHIO CHILD SUPPORT PAYMENT CENTRAL	\$2,045.47
01/14/2022	V687440	MEMO - OMNI	\$46,132.72
01/14/2022	V687441	TRUSTMARK VOLUNTARY BENEFITS	\$1,920.55
01/14/2022 - Total			\$1,638,460.47
01/18/2022	V688625	MEMO - HUNTINGTON NAT'L BANK	\$8,850.30
01/18/2022 - Total			\$8,850.30
01/19/2022	V687423	MEMO - MEDICAL MUTUAL	\$92,412.98
01/19/2022 - Total			\$92,412.98
01/21/2022	687442	AKRON CHILDRENS HOSPITAL	\$73,750.84
01/21/2022	687495	ARMSTRONG UTILITIES INC.	\$275.80
01/21/2022	687496	ASHLAND UNIVER. TELEGO CENTER	\$360.00
01/21/2022	687497	AUSTINTOWN-FITCH HIGH SCHOOL	\$175.00
01/21/2022	687498	BARNES & NOBLE COLLEGE BOOKSELLERS	\$49.95
01/21/2022	687499	BSN SPORTS LLC	\$922.00
01/21/2022	687500	BUEHLER'S MARKETS	\$25.56
01/21/2022	687501	CAPP USA INC.	\$314.68
01/21/2022	687502	CARDINAL BUS SALES & SERV INC	\$36,463.50
01/21/2022	687503	CCG AUTOMATION INC	\$1,560.52
01/21/2022	687504	CENTERRA CO-OP	\$20,139.61
01/21/2022	687505	CHARDON HIGH SCHOOL ATHLETIC DEPT.	\$350.00
01/21/2022	687506	THE MEDINA GAZETTE	\$256.82
01/21/2022	687507	COCA COLA BOTTLING CO CSLDT	\$1,479.69

Medina City Schools Check Register For the Period of - 7

2/8/22

4:28 PM

Check Date	Check Number	Vendor Name	Transaction Amount
01/21/2022	687508	COLUMBIA GAS OF OHIO INC	\$9,843.91
01/21/2022	687509	CRISIS PREVENTON INST INC.	\$2,999.25
01/21/2022	687510	CROWN TROPHY OF MEDINA	\$697.10
01/21/2022	687511	DE LAGE LANDEN FINANCIAL	\$310.67
01/21/2022	687512	DELL MARKETING LP	\$727.03
01/21/2022	687513	DEMCO INC	\$194.05
01/21/2022	687514	DIVERSIFIED AIR SYSTEMS, INC.	\$2,185.09
01/21/2022	687515	ENHANCED FITNESS AND PERFORMANCE	\$130.00
01/21/2022	687516	MEDINA COUNTY BOARD OF EDUCATION	\$325.00
01/21/2022	687517	FUNGAME SPORTS	\$35.00
01/21/2022	687518	GRAINGER SUPPLY CO	\$1,094.16
01/21/2022	687519	HIGHLAND HIGH SCHOOL MARENGO	\$225.00
01/21/2022	687520	HOUSE OF FLOWERS BOUTIQUE	\$283.95
01/21/2022	687521	INSECT LORE PRODUCTS	\$153.94
01/21/2022	687522	JOSEPH ASSION	\$130.00
01/21/2022	687523	JW PEPPER & SON, INC.	\$140.00
01/21/2022	687524	KELE INC	\$237.98
01/21/2022	687525	MACKIN BOOK COMPANY	\$102.26
01/21/2022	687526	MARLINGTON HIGH SCHOOL	\$275.00
01/21/2022	687527	MCS FOOD SERVICE DEPT.	\$500.90
01/21/2022	687528	MEDINA CITY SCHOOLS	\$1,270.63
01/21/2022	687529	NANCY MYERS -PETTY CASHIER	\$261.56
01/21/2022	687530	NASCO EDUCATION, LLC.	\$500.44
01/21/2022	687531	NICHOLS PAPER & SUPPLY CO.	\$247.95
01/21/2022	687532	NOBIDA DYSLEXIA ASSOC	\$85.00
01/21/2022	687533	NORTON CITY SCHOOLS	\$100.00
01/21/2022	687534	NWEA	\$5,162.50
01/21/2022	687535	OHIO HIGH SCHOOL BOYS	\$125.00
01/21/2022	687536	ROJEN COMPANY	\$43.39
01/21/2022	687537	SC STRATEGIC SOLUTIONS LLC	\$987.30
01/21/2022	687538	SHERWIN WILLIAMS COMPANY	\$3.93
01/21/2022	687539	STANDARD WELDING & STEEL PRODUCTS	\$66.30
01/21/2022	687540	STEVEN K. HART	\$55.00

Medina City Schools Check Register For the Period of - 7

2/8/22

4:28 PM

Check Date	Check Number	Vendor Name	Transaction Amount
01/21/2022	687541	TEACHER SYNERGY, LLC	\$235.49
01/21/2022	687542	THE M CONLEY COMPANY	\$232.58
01/21/2022	687543	US BANK EQUIPMENT FINANCE	\$12,506.98
01/21/2022	687544	W W WILLIAMS COMPANY LLC	\$4,807.39
01/21/2022	687545	WOLFF BROS. SUPPLY INC.	\$686.80
01/21/2022	687546	ZEP SALES & SERVICE	\$258.71
01/21/2022	V687517	AIR RITE SERVICES, INC (V-CARD)	\$342.00
01/21/2022	V687518	ALAN T ROLAND	\$260.00
01/21/2022	V687520	AMAZON.COM	\$4,004.52
01/21/2022	V687521	ANTHONY BELSITO	\$951.00
01/21/2022	V687522	KATIE LYNN BOBER	\$36.07
01/21/2022	V687523	CDWG	\$437.76
01/21/2022	V687524	CHAD WILSON	\$41.89
01/21/2022	V687525	CLEVELAND CLINIC CENTER	\$30,275.16
01/21/2022	V687526	ARLISS MICHELLE EIERDAM	\$130.00
01/21/2022	V687527	LORI S KELLY	\$2,074.00
01/21/2022	V687528	MATHEW FITZ	\$140.00
01/21/2022	V687529	MATTHEW R WITTHUHN	\$140.00
01/21/2022	V687530	MEDINA COUNTY PORT AUTHORITY	\$853.00
01/21/2022	V687531	MICHAEL L WESNER	\$320.00
01/21/2022	V687532	NICHOLAS BRANDON MACLARREN	\$320.00
01/21/2022	V687533	PROJECT LEAD THE WAY, INC.	\$11,673.50
01/21/2022	V687534	RAVEN M ORY	\$260.00
01/21/2022	V687535	REDTREE INVESTMENT GROUP	\$1,590.02
01/21/2022	V687536	REINHARDT SUPPLY COMPANY	\$1,929.60
01/21/2022	V687537	SCHOOL SPECIALTY, LLC.	\$155.98
01/21/2022	V687538	SENDERO THERAPIES INC.	\$61,494.86
01/21/2022	V688578	GORDON FOOD SERVICE	\$5,959.20
01/21/2022	V688610	MEMO - MEDICAL MUTUAL	\$127,616.50
01/21/2022 - Total			\$435,356.27
01/24/2022	V687549	AIR RITE SERVICES, INC (V-CARD)	\$342.00
01/24/2022	V687552	CINTAS CORPORATION (V-CARD)	\$2,406.72
01/24/2022	V687553	ROBERT J. VERNAK (V-CARD)	\$1,567.00

Medina City Schools

Check Register For the

Period of - 7

2/8/22

4:28 PM

Check Date	Check Number	Vendor Name	Transaction Amount
01/24/2022 - Total			\$4,315.72
01/25/2022	V688581	SYSCO CLEVELAND INC	\$62,424.54
01/25/2022 - Total			\$62,424.54
01/28/2022	688500	ACHIEVEMENT ADVANTAGE	\$2,700.00
01/28/2022	688501	ADORAMA INC.	\$1,935.67
01/28/2022	688502	AKRON CHILDRENS HOSPITAL	\$73,750.84
01/28/2022	688503	APOLLO PEST CONTROL COMPANY	\$568.00
01/28/2022	688504	APPLE MOBILE LEASING INC	\$10,000.00
01/28/2022	688505	ARMSTRONG UTILITIES INC.	\$429.25
01/28/2022	688506	BARNES & NOBLE BOOKSELLERS	\$134.68
01/28/2022	688507	BELLEFAIRE JEWISH CHILDREN'S	\$4,781.40
01/28/2022	688508	NEW DAIRY HOLDCO, LLC.	\$5,026.45
01/28/2022	688509	CENTRAL INSTRUMENT CO.	\$1,350.95
01/28/2022	688510	CHILDRENS HOME OF MEDINA	\$1,000.00
01/28/2022	688511	CITY OF MEDINA	\$243.58
01/28/2022	688512	COLUMBIA GAS OF OHIO INC	\$66.12
01/28/2022	688513	COPLEY HIGH SCHOOL (ATHLETICS)	\$75.00
01/28/2022	688514	DE LAGE LANDEN FINANCIAL	\$1,300.07
01/28/2022	688515	DEMCO INC	\$322.92
01/28/2022	688516	JENNIFER SLAIGHT	\$325.00
01/28/2022	688517	FBN SYSTEMS INC.	\$850.00
01/28/2022	688518	FJR PROPERTIES LTD	\$2,500.00
01/28/2022	688519	FRONTIER NORTH INC	\$54.67
01/28/2022	688520	GOPHER SPORT	\$324.68
01/28/2022	688521	GRAINGER SUPPLY CO	\$983.00
01/28/2022	688522	HARCOURT OUTLINES INC.	\$142.56
01/28/2022	688523	HERSHEY CREAMERY CO	\$839.04
01/28/2022	688524	INNOVATIVE SOLUTIONS DISTRIBUTION	\$2,010.00
01/28/2022	688525	INTERACTIVE HEALTH	\$1,350.00
01/28/2022	688526	KENT STATE UNIVERSITY	\$128.00
01/28/2022	688527	MACKIN BOOK COMPANY	\$58.46
01/28/2022	688528	MCS FOOD SERVICE DEPT.	\$201.17
01/28/2022	688529	MEDINA CITY SCHOOLS	\$47,490.00

Medina City Schools Check Register For the Period of - 7

2/8/22

4:28 PM

Check Date	Check Number	Vendor Name	Transaction Amount
01/28/2022	688530	MEDINA COUNTY SANITARY	\$8,632.38
01/28/2022	688531	MEDINA COUNTY TREASURER	\$42.16
01/28/2022	688532	MEDINA HARDWARE INC	\$173.04
01/28/2022	688533	MIDLAND HARDWARE COMPANY	\$140.00
01/28/2022	688534	MORGAN AMEND	\$862.50
01/28/2022	688535	NICKLES BAKERY	\$781.57
01/28/2022	688536	OAESA	\$295.00
01/28/2022	688537	OHIO EDISON COMPANY	\$1,565.88
01/28/2022	688538	OHIO SCHOOLS COUNCIL	\$11,526.00
01/28/2022	688539	OMLA	\$175.00
01/28/2022	688540	ORLO AUTO PARTS INC	\$372.47
01/28/2022	688541	OVERDRIVE INC	\$438.00
01/28/2022	688542	REALLY GOOD STUFF LLC	\$86.92
01/28/2022	688543	ROWLEYS WHOLESALE	\$444.50
01/28/2022	688544	SHAR MUSIC	\$137.66
01/28/2022	688545	SPORTSPLEX RENTALS	\$1,709.10
01/28/2022	688546	TAYLOR CONSULTING GROUP	\$70,449.00
01/28/2022	688547	TRANSITION CONSULTING AND	\$35.00
01/28/2022	688548	US BANK EQUIPMENT FINANCE	\$1,066.95
01/28/2022	688549	VISTA HIGHER LEARNING INC.	\$359.60
01/28/2022	688568	MATTHEW BENDER & COMPANY, INC.	\$293.91
01/28/2022	688582	CENTRAL COLLECTION AGENCY	\$132.60
01/28/2022	688583	CITY OF AKRON	\$283.86
01/28/2022	688584	CITY OF BRUNSWICK	\$218.72
01/28/2022	688585	F.C.P.E	\$145.00
01/28/2022	688586	KIDS FIRST	\$22.00
01/28/2022	688587	OAPSE	\$4,998.16
01/28/2022	688588	KEITH L RUCINSKI, CHAPTER 13 TRSTEE	\$1,268.77
01/28/2022	688589	OHIO EDUCATION ASSOCIATION	\$328.70
01/28/2022	688590	PEOPLE QUALIFIED COMMITTEE	\$25.05
01/28/2022	688591	R.I.T.A.	\$50,388.12
01/28/2022	V688550	ABC THERAPY, LTD	\$12,794.78
01/28/2022	V688551	AIRGAS USA LLC	\$24.74

Medina City Schools Check Register For the Period of - 7

2/8/22

4:28 PM

Check Date	Check Number	Vendor Name	Transaction Amount
01/28/2022	V688552	ALAN T ROLAND	\$240.00
01/28/2022	V688553	AMAZON.COM	\$1,518.02
01/28/2022	V688554	ANTHONY BELSITO	\$198.00
01/28/2022	V688555	BLICK ART MATERIALS LLC	\$385.39
01/28/2022	V688556	JOHNSON CONTROLS INC.	\$3,468.00
01/28/2022	V688557	JOSHEN PAPER & PACKAGING CO.	\$2,556.47
01/28/2022	V688558	MICHAEL L WESNER	\$240.00
01/28/2022	V688559	MACMILLAN HOLDINGS, LLC.	\$8,171.80
01/28/2022	V688560	NICHOLAS BRANDON MACLARREN	\$360.00
01/28/2022	V688561	SCHOOL SPECIALTY, LLC.	\$697.50
01/28/2022	V688562	TECHNOLOGY ENGINEERING	\$5,671.25
01/28/2022	V688563	VINSON GROUP LLC	\$4,575.00
01/28/2022	V688564	CINTAS CORPORATION (V-CARD)	\$573.34
01/28/2022	V688565	FOLLETT SCHOOL SOLUTIONS (V-CARD)	\$15.06
01/28/2022	V688566	POINT SPRING & DRIVESHAFT (V-CARD)	\$4,304.26
01/28/2022	V688567	SONOVA USA, INC. (V-CARD)	\$1,028.39
01/28/2022	V688592	MEMO-FLEXSAVE	\$9,519.64
01/28/2022	V688593	MEDINA CITY SCHOOLS FOUNDATION	\$69.00
01/28/2022	V688594	MEDINA CITY TEACHERS ASSOC	\$37,774.85
01/28/2022	V688595	MEMO - SERS - BOARD	\$60,306.14
01/28/2022	V688596	MEMO - STRS - BOARD	\$232,416.99
01/28/2022	V688597	MEMO -EFTPS - TAXES	\$237,063.65
01/28/2022	V688598	MEMO -MEDINA CITY SCHOOLS	\$419,897.57
01/28/2022	V688599	MEMO MET LIFE INSURANCE	\$4,883.91
01/28/2022	V688600	MEMO --S E R S - EMPLOYEE	\$43,544.94
01/28/2022	V688601	MEMO --S T R S - EMPLOYEE	\$243,016.31
01/28/2022	V688602	OHIO BUSINESS GATEWAY	\$46,361.73
01/28/2022	V688603	OHIO CHILD SUPPORT PAYMENT CENTRAL	\$2,045.47
01/28/2022	V688604	MEMO - OMNI	\$47,911.70
01/28/2022	V688605	SCHOOL DISTRICT INCOME TAX	\$3,566.79
01/28/2022	V688606	TRUSTMARK VOLUNTARY BENEFITS	\$1,920.55
01/28/2022	V688607	WORKERS COMP MEMO	\$20,600.55
01/28/2022	V688613	OHIO DEPT OF ED - MEMO CK	\$13,511.17

Medina City Schools

Check Register For the

Period of - 7

2/8/22

4:28 PM

Check Date	Check Number	Vendor Name	Transaction Amount
01/28/2022	V688614	OHIO DEPT OF ED - MEMO CK	\$13,511.17
01/28/2022	V688626	MEMO MET LIFE INSURANCE	\$29.17
01/28/2022 - Total			\$1,803,112.43
01/31/2022	688570	ARMSTRONG UTILITIES INC.	\$275.80
01/31/2022	688571	OASBO	\$425.00
01/31/2022	688572	P & A ADMINISTRATIVE SERVICES	\$340.40
01/31/2022	688574	BRANDON TIMMS	\$16.00
01/31/2022	688575	CHARLES & VALERIE SHADLE	\$56.00
01/31/2022	688576	SCOTT & DONNA SIMMERLY	\$56.00
01/31/2022	V688573	PETERS KALAIL & MARKAKIS CO	\$4,400.51
01/31/2022	V688608	MEMO - BUREAU WORK COMP	\$1,258.98
01/31/2022	V688611	MEMO - MEDICAL MUTUAL	\$110,557.64
01/31/2022	V688612	MEMO MET LIFE INSURANCE	\$40,712.06
01/31/2022	V688615	MEMO - P & A ADMINISTRATIVE	\$1,482.99
01/31/2022	V688616	MEMO - P & A ADMINISTRATIVE	\$19,967.75
01/31/2022 - Total			\$179,549.13
Overall - Total			\$4,746,793.15

Fiscal Year	Fund - Expledger	Function First Two Digits	Fiscal Year Budgeted Amount	% Expended	Fiscal Year Expense Amount	Fiscal Year Encumbrance Amount	Balance
22	0010000	1100	\$32,688,652.75	0.00128239	\$41,919.75	\$0.00	\$32,646,733.00
22	0010000	1100	\$17,469,627.76	0.57524402	\$10,049,298.92	\$49,496.66	\$7,370,832.18
22	0010000	1100	\$998,206.50	5.08124718	\$5,072,133.96	\$26,145.66	(\$4,100,073.12)
22	0010000	1100	\$1,315,269.48	4.69105661	\$6,170,003.59	\$42,749.93	\$4,897,484.04
22	0010000	1100	\$50,330.07	0.4020511	\$20,235.26	\$14,950.05	\$15,144.76
22	0010000	1100	\$77,030.00	0.86645619	\$66,743.12	\$42,781.17	(\$32,494.29)
22	0010000	1100	\$70,507.00	0.21954813	\$15,479.68	\$6,000.00	\$49,027.32
22	0010000	1200	\$79,012.58	3.92103852	\$309,811.37	\$4,341.34	(\$235,140.13)
22	0010000	1200	\$60,500.00	0.54295835	\$32,848.98	\$23,696.18	\$3,954.84
22	0010000	1200	\$663,628.00	0.67460942	\$447,689.70	\$0.00	\$215,938.30
22	0010000	1200	\$36,621.00	7.6257366	\$279,262.10	\$0.00	(\$242,641.10)
22	0010000	1200	\$0.00		\$0.00	\$0.00	\$0.00
22	0010000	1200	\$20,425.00	0	\$0.00	\$0.00	\$20,425.00
22	0010000	1200	\$1,531,181.00	0.90168535	\$1,380,643.47	\$0.00	\$150,537.53
22	0010000	1200	\$255,165.00	0	\$0.00	\$0.00	\$255,165.00
22	0010000	1200	\$66,583.00	4.86388237	\$323,851.88	\$0.00	(\$257,268.88)
22	0010000	1200	\$50,863.00	8.53748049	\$434,241.87	\$0.00	(\$383,378.87)
22	0010000	1200	\$1,000.00	0	\$0.00	\$0.00	\$1,000.00
22	0010000	1200	\$44,063.00	5.50014457	\$242,352.87	\$0.00	(\$198,289.87)
22	0010000	1200	\$3,096.00	0	\$0.00	\$0.00	\$3,096.00
22	0010000	1200	\$1,477,715.00	0.81699775	\$1,207,289.83	\$0.00	\$270,425.17
22	0010000	1200	\$190,000.00	0	\$0.00	\$0.00	\$190,000.00
22	0010000	1200	\$3,752.65	33.59768697	\$126,080.36	\$0.00	(\$122,327.71)
22	0010000	1200	\$0.00		\$192,191.21	\$0.00	(\$192,191.21)
22	0010000	1200	\$41,048.22	7.79125575	\$319,817.18	\$0.00	(\$278,768.96)
22	0010000	1200	\$2,307,088.87	0.71629531	\$1,652,556.93	\$266,034.93	\$388,497.01
22	0010000	1300	\$253,853.00	0.63049202	\$160,052.29	\$15,444.30	\$78,356.41
22	0010000	1300	\$22,557.00	0.08416456	\$1,898.50	\$0.00	\$20,658.50
22	0010000	1900	\$14,102.00	1.49098851	\$21,025.92	\$0.00	(\$6,923.92)
22	0010000	1900	\$25,500.00	0.38564471	\$9,833.94	\$5,200.00	\$10,466.06
22	0010000	1900	\$2,861,888.27	0.293332	\$839,483.42	\$100,355.85	\$1,922,049.00
22	0010000	2100	\$568,445.60	0.69212122	\$393,433.26	\$3,164.78	\$171,847.56
22	0010000	2100	\$272,682.00	3.32373728	\$906,323.33	\$200.00	(\$633,841.33)
22	0010000	2100	\$30,256.00	0	\$0.00	\$0.00	\$30,256.00
22	0010000	2100	\$393,104.30	0.40112489	\$157,683.92	\$121,135.64	\$114,284.74
22	0010000	2100	\$347,588.00	1.62371644	\$564,384.35	\$0.00	(\$216,796.35)
22	0010000	2100	\$5,460.00	0.51996337	\$2,839.00	\$1,200.00	\$1,421.00
22	0010000	2100	\$0.00		\$0.00	\$0.00	\$0.00
22	0010000	2100	\$430,123.00	1.21866355	\$524,175.22	\$114,447.75	(\$208,499.97)
22	0010000	2100	\$583,858.00	0.40101775	\$234,137.42	\$165,058.99	\$184,661.59
22	0010000	2100	\$345,994.11	0.46228666	\$159,948.46	\$12,000.00	\$174,045.65
22	0010000	2100	\$0.00		\$21,089.24	\$0.00	(\$21,089.24)
22	0010000	2100	\$0.00		\$0.00	\$0.00	\$0.00
22	0010000	2100	\$0.00		\$6,596.79	\$0.00	(\$6,596.79)
22	0010000	2200	\$24,099.00	0	\$0.00	\$0.00	\$24,099.00
22	0010000	2200	\$64,414.13	6.3294243	\$407,704.36	\$14,288.18	(\$357,578.41)
22	0010000	2200	\$68,633.00	0.09747162	\$6,689.77	\$10,879.00	\$51,064.23
22	0010000	2200	\$3,005.00	3.14464892	\$9,449.67	\$0.00	(\$6,444.67)
22	0010000	2200	\$396,796.53	1.04045912	\$412,850.57	\$16,340.89	(\$32,394.93)
22	0010000	2300	\$178,856.00	0.72999899	\$130,564.70	\$26,979.39	\$21,311.91
22	0010000	2400	\$564,746.70	0.37015735	\$209,045.14	\$6,818.44	\$348,883.12
22	0010000	2400	\$70,983.00	6.17018821	\$437,978.47	\$0.00	(\$366,995.47)
22	0010000	2400	\$5.00	0	\$0.00	\$0.00	\$5.00
22	0010000	2400	\$350,136.39	1.05488421	\$369,353.35	\$98,135.81	(\$117,352.77)
22	0010000	2400	\$4,040,896.30	0.62633272	\$2,530,945.57	\$46,960.04	\$1,462,990.69
22	0010000	2400	\$1,000.00	0	\$0.00	\$1,000.00	\$0.00
22	0010000	2400	\$1,500.00	0	\$0.00	\$69.00	\$1,431.00
22	0010000	2400	\$37,265.90	0.49856169	\$18,579.35	\$0.00	\$18,686.55
22	0010000	2500	\$1,273,885.38	0.58708506	\$747,879.07	\$32,100.26	\$493,906.05
22	0010000	2500	\$52,312.00	0.16543049	\$8,654.00	\$36,058.00	\$7,600.00
22	0010000	2600	\$460,926.84	0.60629129	\$279,455.93	\$78,913.36	\$102,557.55
22	0010000	2600	\$3,834.00	0.10354721	\$397.00	\$0.00	\$3,437.00
22	0010000	2600	\$124,846.60	0.03292721	\$4,110.85	\$15,284.96	\$105,450.79
22	0010000	2700	\$4,983,743.28	0.59233293	\$2,952,035.27	\$689,662.96	\$1,342,045.05
22	0010000	2700	\$863,027.00	2.11110123	\$1,821,937.36	\$0.00	(\$958,910.36)
22	0010000	2700	\$2,755.00	0.47901996	\$1,319.70	\$869.85	\$565.45
22	0010000	2800	\$0.00		\$0.00	\$0.00	\$0.00
22	0010000	2800	\$0.00		\$0.00	\$0.00	\$0.00
22	0010000	2800	\$0.00		\$765.09	\$0.00	(\$765.09)
22	0010000	2800	\$0.00		\$0.00	\$0.00	\$0.00
22	0010000	2800	\$0.00		\$0.00	\$0.00	\$0.00
22	0010000	2900	\$154,277.12	0.81384343	\$125,557.42	\$10,435.00	\$18,284.70
22	0010000	2900	\$350.00	0.42857143	\$150.00	\$100.00	\$100.00
22	0010000	2900	\$274,410.97	0.50753897	\$139,274.26	\$5,205.00	\$129,931.71
22	0010000	2900	\$12,618.00	0.68439769	\$8,635.73	\$1,000.00	\$2,982.27
22	0010000	3200	\$1,497.00	21.61975952	\$32,364.78	\$0.00	(\$30,867.78)
22	0010000	3200	\$4,987.25	0.461176	\$2,300.00	\$1,760.00	\$927.25
22	0010000	3200	\$0.00		\$0.00	\$0.00	\$0.00
22	0010000	4100	\$62,237.00	0	\$0.00	\$0.00	\$62,237.00
22	0010000	4100	\$4,595.00	0	\$0.00	\$0.00	\$4,595.00
22	0010000	4100	\$476.00	0	\$0.00	\$0.00	\$476.00
22	0010000	4100	\$35,306.00	0	\$0.00	\$0.00	\$35,306.00
22	0010000	4100	\$11,054.00	3.70504161	\$40,955.53	\$0.00	(\$29,901.53)
22	0010000	4100	\$2,107.00	6.72728524	\$14,174.39	\$0.00	(\$12,067.39)
22	0010000	4100	\$893.00	3.25765957	\$2,909.09	\$0.00	(\$2,016.09)
22	0010000	4100	\$856.00	10.45475467	\$8,949.27	\$0.00	(\$8,093.27)
22	0010000	4100	\$27,857.00	0.66232222	\$18,450.31	\$0.00	\$9,406.69
22	0010000	4500	\$0.00		\$22,365.30	\$0.00	(\$22,365.30)
22	0010000	4500	\$275.00	22.24956364	\$6,118.63	\$0.00	(\$5,843.63)
22	0010000	4500	\$4,533.00	0	\$0.00	\$0.00	\$4,533.00
22	0010000	4500	\$3,217.00	5.65894622	\$18,204.83	\$0.00	(\$14,987.83)
22	0010000	4500	\$116,125.00	0.96203574	\$111,716.40	\$0.00	\$4,408.60
22	0010000	4500	\$1,438.00	0	\$0.00	\$0.00	\$1,438.00
22	0010000	4500	\$1,233.00	8.57105434	\$10,568.11	\$0.00	(\$9,335.11)
22	0010000	4500	\$2,242.00	11.80132471	\$26,458.57	\$0.00	(\$24,216.57)
22	0010000	4500	\$1,172.00	14.15321672	\$16,587.57	\$0.00	(\$15,415.57)
22	0010000	4500	\$0.00		\$0.00	\$0.00	\$0.00
22	0010000	4500	\$0.00		\$0.00	\$0.00	\$0.00
22	0010000	4500	\$4,466.00	0	\$0.00	\$0.00	\$4,466.00
22	0010000	4500	\$0.00		\$0.00	\$0.00	\$0.00
22	0010000	4500	\$4,517.00	0	\$0.00	\$0.00	\$4,517.00
22	0010000	4500	\$3,592.00	9.41766425	\$33,828.25	\$0.00	(\$30,236.25)
22	0010000	4500	\$1,900.00	3.86439474	\$7,342.35	\$0.00	(\$5,442.35)

Fiscal Year	Fund - Expended	Function First Two Digits	Fiscal Year Budgeted Amount	% Expended	Fiscal Year Expense Amount	Fiscal Year Encumbrance Amount	Balance
22	0010000	4500	\$3,399.00	8.55723448	\$29,086.04	\$0.00	(\$25,687.04)
22	0010000	4500	\$0.00		\$12,482.01	\$0.00	(\$12,482.01)
22	0010000	4500	\$1,967.00	0	\$0.00	\$0.00	\$1,967.00
22	0010000	4500	\$2,645.00	10.30834405	\$27,265.57	\$0.00	(\$24,620.57)
22	0010000	4500	\$1,919.00	7.66935383	\$14,717.49	\$0.00	(\$12,798.49)
22	0010000	4500	\$1,073.00	0	\$0.00	\$0.00	\$1,073.00
22	0010000	4500	\$1,099.00	18.5388899	\$20,374.24	\$0.00	(\$19,275.24)
22	0010000	4500	\$0.00		\$0.00	\$0.00	\$0.00
22	0010000	4500	\$105,912.00	1.9343573	\$204,871.65	\$523.93	(\$99,483.58)
22	0010000	4500	\$1,667.00	9.77521296	\$16,295.28	\$0.00	(\$14,628.28)
22	0010000	4500	\$5,652.00	0	\$0.00	\$0.00	\$5,652.00
22	0010000	4600	\$3,787.00	1.55136784	\$5,875.03	\$0.00	(\$2,088.03)
22	0010000	4600	\$0.00		\$0.00	\$0.00	\$0.00
22	0010000	4600	\$0.00		\$0.00	\$0.00	\$0.00
22	0010000	4600	\$5,958.00	0.42177576	\$2,512.94	\$0.00	\$3,445.06
22	0010000	4600	\$510.00	2.08998039	\$1,065.89	\$0.00	(\$555.89)
22	0010000	4600	\$458.00	0	\$0.00	\$0.00	\$458.00
22	0010000	4600	\$81.00	46.57074074	\$3,772.23	\$0.00	(\$3,691.23)
22	0010000	5600	\$261,422.00	0.94029577	\$245,814.00	\$13,608.00	\$2,000.00
22	0010000	7200	\$460,888.00	0.73599773	\$339,212.52	\$0.00	\$121,675.48
22	0010000	7400	\$400,000.00	0	\$0.00	\$0.00	\$400,000.00
22	0010000	7500	\$0.00		\$0.00	\$0.00	\$0.00
22	0029000	2500	\$70,000.00	0.37260814	\$26,082.57	\$0.00	\$43,917.43
22	0029000	6100	\$4,173,661.50	0.88127493	\$3,678,143.25	\$495,518.25	\$0.00
22	0029012	2500	\$5,000.00	0	\$0.00	\$1,250.00	\$3,750.00
22	0029012	6100	\$1,726,512.50	0.76567285	\$1,321,943.75	\$404,568.75	\$0.00
22	0029014	6100	\$343,887.50	0.9864055	\$339,212.52	\$0.00	\$4,674.98
22	0030000	2700	\$0.00		\$0.00	\$0.00	\$0.00
22	0039000	2700	\$13,601.14	0	\$0.00	\$0.00	\$13,601.14
22	0039001	2700	\$263,133.90	0.3067919	\$80,727.35	\$7,055.90	\$175,350.65
22	0060000	2700	\$0.00		\$0.00	\$0.00	\$0.00
22	0060000	3100	\$81,036.00	1.26096525	\$102,183.58	\$400.00	(\$21,547.58)
22	0060000	3100	\$1,255,805.06	0.68110184	\$855,331.14	\$22,566.84	\$377,907.08
22	0060000	7400	\$270,000.00	0	\$0.00	\$0.00	\$270,000.00
22	0069006	3100	\$3,068,459.48	0.20531423	\$629,998.40	\$214,281.18	\$2,224,179.90
22	0069022	3100	\$3,063.00	0	\$0.00	\$0.00	\$3,063.00
22	0079004	3200	\$20,000.00	0	\$0.00	\$20,000.00	\$0.00
22	0079111	3200	\$500.00	0	\$0.00	\$0.00	\$500.00
22	0079333	3200	\$6,000.00	0	\$0.00	\$6,000.00	\$0.00
22	0089002	3200	\$250.00	0	\$0.00	\$250.00	\$0.00
22	0089003	3200	\$50,000.00	0	\$0.00	\$50,000.00	\$0.00
22	0089112	3200	\$500.00	0	\$0.00	\$500.00	\$0.00
22	0099000	1100	\$27,341.00	0	\$0.00	\$0.00	\$27,341.00
22	0099000	1100	\$7,060.00	0	\$0.00	\$0.00	\$7,060.00
22	0099110	1100	\$6,594.00	0.7015135	\$4,625.78	\$1,100.00	\$868.22
22	0099120	1100	\$11,074.00	0.64370237	\$7,128.36	\$1,141.74	\$2,803.90
22	0099130	1100	\$11,880.00	0.63446128	\$7,537.40	\$2,250.00	\$2,092.60
22	0099140	1100	\$10,780.00	0.57976067	\$6,249.82	\$2,263.41	\$2,266.77
22	0099160	1100	\$13,400.00	0.50925149	\$6,823.97	\$3,581.84	\$2,994.19
22	0099170	1100	\$14,592.00	0.61655222	\$8,996.73	\$2,513.19	\$3,082.08
22	0099180	1100	\$12,544.00	0.629886	\$7,901.29	\$1,654.00	\$2,988.71
22	0099200	1100	\$24,453.00	0.72233591	\$17,663.28	\$3,863.45	\$2,926.27
22	0099210	1100	\$23,140.00	0.64733319	\$14,979.29	\$6,213.20	\$1,947.51
22	0099300	1100	\$100,991.86	0.39264798	\$39,654.25	\$36,472.45	\$24,865.16
22	0099300	2400	\$52,000.00	0	\$0.00	\$52,000.00	\$0.00
22	0099301	2400	\$0.00		\$0.00	\$0.00	\$0.00
22	0149016	1100	\$277,078.00	0.36325609	\$100,650.27	\$0.00	\$176,427.73
22	0149016	2100	\$0.00		\$0.00	\$0.00	\$0.00
22	0149016	2400	\$40,476.00	0.64232187	\$25,998.62	\$0.00	\$14,477.38
22	0149016	7200	\$0.00		\$0.00	\$0.00	\$0.00
22	0149016	7400	\$0.00		\$0.00	\$0.00	\$0.00
22	0149111	7200	\$0.00		\$0.00	\$0.00	\$0.00
22	0149115	7200	\$0.00		\$0.00	\$0.00	\$0.00
22	0149116	1200	\$272,100.00	0.56459945	\$153,627.51	\$0.00	\$118,472.49
22	0149116	1200	\$262,400.00	0.4970005	\$130,412.93	\$0.00	\$131,987.07
22	0149116	1200	\$54,882.10	0.08338019	\$4,576.08	\$7,150.00	\$43,156.02
22	0149116	2100	\$5,130.00	2.02831579	\$10,405.26	\$0.00	(\$5,275.26)
22	0149116	2100	\$50,000.00	0.0581582	\$2,907.91	\$12,000.00	\$35,092.09
22	0149116	2100	\$225,000.00	0.33048818	\$74,359.84	\$56,000.00	\$94,640.16
22	0149116	2200	\$4,000.00	0.0809575	\$323.83	\$1,000.00	\$2,676.17
22	0149116	2400	\$96,100.00	0.56289969	\$54,094.66	\$0.00	\$42,005.34
22	0149116	2400	\$155,026.00	0.59791583	\$92,692.50	\$1,200.00	\$61,133.50
22	0149116	2700	\$132.96	0.21389892	\$28.44	\$35.00	\$69.52
22	0149116	4100	\$6,000.00	0.00530833	\$31.85	\$1,500.00	\$4,468.15
22	0149116	7400	\$0.00		\$0.00	\$0.00	\$0.00
22	0160000	1100	\$5,338,110.50	0.38342088	\$2,046,743.05	\$0.00	\$3,291,367.45
22	0160000	1100	\$27,636.00	3.50190006	\$96,778.51	\$0.00	(\$69,142.51)
22	0160000	1100	\$132,201.00	2.84552	\$376,180.59	\$0.00	(\$243,979.59)
22	0160000	1200	\$25,226.00	0	\$0.00	\$0.00	\$25,226.00
22	0160000	1200	\$0.00		\$259,073.85	\$0.00	(\$259,073.85)
22	0160000	1200	\$0.00		\$57,987.90	\$0.00	(\$57,987.90)
22	0160000	1200	\$0.00		\$119,854.04	\$0.00	(\$119,854.04)
22	0160000	1200	\$0.00		\$8,845.14	\$0.00	(\$8,845.14)
22	0160000	1200	\$125,536.00	0	\$0.00	\$0.00	\$125,536.00
22	0160000	1900	\$0.00		\$41.86	\$0.00	(\$41.86)
22	0160000	2100	\$0.00		\$15,228.60	\$0.00	(\$15,228.60)
22	0160000	2400	\$43,640.00	0.49561984	\$21,628.85	\$16,000.00	\$6,011.15
22	0160000	2400	\$0.00		\$0.00	\$0.00	\$0.00
22	0160000	2400	\$0.00		\$2,992.94	\$0.00	(\$2,992.94)
22	0160000	2500	\$110,100.00	0.37577148	\$41,372.44	\$0.00	\$68,727.56
22	0160000	2700	\$2,000.00	0.290625	\$581.25	\$470.00	\$948.75
22	0160000	2800	\$410,920.00	0.39377229	\$161,808.91	\$0.00	\$249,111.09
22	0160000	2800	\$615,487.90	0.50448394	\$310,503.76	\$150,000.00	\$154,984.14
22	0160000	2800	\$1,393,540.00	0.78658608	\$1,096,139.16	\$0.00	\$297,400.84
22	0160000	2800	\$1,068,983.54	0.57793153	\$617,799.29	\$300,864.07	\$150,320.18
22	0160000	2800	\$62,453.00	2.97302099	\$185,674.08	\$0.00	(\$123,221.08)
22	0160000	4100	\$5,877.00	0	\$0.00	\$0.00	\$5,877.00
22	0160410	2100	\$84,811.00	0.90371013	\$76,644.56	\$0.00	\$8,166.44
22	0161000	1100	\$0.00		\$183,120.55	\$0.00	(\$183,120.55)
22	0161000	1100	\$0.00		\$0.00	\$0.00	\$0.00
22	0161000	1100	\$0.00		\$0.00	\$0.00	\$0.00
22	0161000	1200	\$0.00		\$182,259.67	\$0.00	(\$182,259.67)
22	0161000	2100	\$0.00		\$16,249.42	\$0.00	(\$16,249.42)

Fiscal Year	Fund - Expended	Function First Two Digits	Fiscal Year Budgeted Amount	% Expensed	Fiscal Year Expense Amount	Fiscal Year Encumbrance Amount	Balance
22	0161000	5600	\$0.00		\$0.00	\$0.00	\$0.00
22	0180000	2600	\$0.00		\$0.00	\$0.00	\$0.00
22	0189000	2400	\$0.00		\$0.00	\$0.00	\$0.00
22	0189110	1100	\$500.00	0.2772	\$138.60	\$200.00	\$161.40
22	0189110	2400	\$19,717.51	0.26574045	\$5,239.74	\$6,486.57	\$7,991.20
22	0189110	7200	\$0.00		\$0.00	\$0.00	\$0.00
22	0189111	1200	\$0.00		\$0.00	\$0.00	\$0.00
22	0189111	7200	\$0.00		\$0.00	\$0.00	\$0.00
22	0189113	2200	\$3,500.00	0	\$0.00	\$0.00	\$3,500.00
22	0189120	2400	\$12,551.09	0.35647263	\$4,474.12	\$3,525.67	\$4,551.30
22	0189120	7200	\$0.00		\$0.00	\$0.00	\$0.00
22	0189123	2200	\$5,000.00	0.765658	\$3,828.29	\$0.00	\$1,171.71
22	0189130	1100	\$3,900.00	-0.34105128	(\$1,330.10)	\$2,750.00	\$2,480.10
22	0189130	2400	\$19,134.35	0.21151333	\$4,047.17	\$6,722.08	\$8,365.10
22	0189130	7200	\$0.00		\$0.00	\$0.00	\$0.00
22	0189132	1200	\$0.00		\$0.00	\$0.00	\$0.00
22	0189132	7200	\$0.00		\$0.00	\$0.00	\$0.00
22	0189133	2200	\$150.00	0	\$0.00	\$100.00	\$50.00
22	0189135	4500	\$15,000.00	0	\$0.00	\$0.00	\$15,000.00
22	0189140	1100	\$7,800.00	0.3503641	\$2,732.84	\$519.72	\$4,547.44
22	0189140	2400	\$15,350.00	0.15112182	\$2,319.72	\$1,840.55	\$11,189.73
22	0189143	2200	\$6,000.00	0.10637833	\$638.27	\$361.73	\$5,000.00
22	0189160	1100	\$0.00		\$0.00	\$0.00	\$0.00
22	0189160	2400	\$24,962.97	0.43081332	\$10,754.38	\$4,432.30	\$9,776.29
22	0189160	7200	\$0.00		\$0.00	\$0.00	\$0.00
22	0189161	2200	\$5,000.00	0	\$0.00	\$0.00	\$5,000.00
22	0189163	2200	\$3,000.00	0.01666667	\$50.00	\$0.00	\$2,950.00
22	0189170	1100	\$18,000.00	0	\$0.00	\$0.00	\$18,000.00
22	0189170	2400	\$22,093.89	0.06229912	\$1,376.43	\$3,962.72	\$16,754.74
22	0189170	7200	\$0.00		\$0.00	\$0.00	\$0.00
22	0189171	2400	\$550.00	0.53569091	\$294.63	\$254.44	\$0.93
22	0189173	2200	\$0.00		\$0.00	\$0.00	\$0.00
22	0189180	1100	\$2,098.04	0.63788584	\$1,338.31	\$0.00	\$759.73
22	0189180	2400	\$24,597.33	0.10129473	\$2,491.58	\$2,075.74	\$20,030.01
22	0189180	7200	\$0.00		\$0.00	\$0.00	\$0.00
22	0189181	1200	\$0.00		\$0.00	\$0.00	\$0.00
22	0189183	2200	\$5,000.00	0	\$0.00	\$0.00	\$5,000.00
22	0189184	7200	\$0.00		\$0.00	\$0.00	\$0.00
22	0189200	2400	\$30,947.53	0.31549432	\$9,763.77	\$3,976.09	\$17,207.67
22	0189200	7200	\$0.00		\$36.97	\$0.00	(\$36.97)
22	0189203	2200	\$4,200.00	0.21873333	\$918.68	\$0.00	\$3,281.32
22	0189210	1100	\$0.00		\$0.00	\$0.00	\$0.00
22	0189210	2400	\$22,500.00	0.15152889	\$3,409.40	\$16,204.26	\$2,886.34
22	0189211	2200	\$3,060.00	0.01633987	\$50.00	\$0.00	\$3,010.00
22	0189213	2400	\$0.00		\$0.00	\$0.00	\$0.00
22	0189300	2400	\$44,420.15	0.22361451	\$9,932.99	\$29,310.35	\$5,176.81
22	0189300	7200	\$0.00		\$0.00	\$0.00	\$0.00
22	0189301	2200	\$0.00		\$0.00	\$0.00	\$0.00
22	0189302	1100	\$38,500.00	0.03428571	\$1,320.00	\$37,000.00	\$180.00
22	0189303	3200	\$72,934.71	0.08218035	\$5,993.80	\$51,198.39	\$15,742.52
22	0189304	4300	\$18,232.42	0.20448465	\$3,728.25	\$9,780.00	\$4,724.17
22	0189305	1100	\$0.00		\$0.00	\$0.00	\$0.00
22	0189306	2400	\$7,845.56	0.30738915	\$2,411.64	\$3,389.02	\$2,044.90
22	0189900	2200	\$3,702.01	0	\$0.00	\$0.00	\$3,702.01
22	0189901	1100	\$0.00		\$3,767.67	\$0.00	(\$3,767.67)
22	0189901	1900	\$0.00		\$0.00	\$0.00	\$0.00
22	0189901	2200	\$0.00		\$0.00	\$0.00	\$0.00
22	0189901	2200	\$0.00		\$0.00	\$0.00	\$0.00
22	0189901	7200	\$0.00		\$0.00	\$0.00	\$0.00
22	0189902	2200	\$11,224.52	0	\$0.00	\$0.00	\$11,224.52
22	0189902	2300	\$0.00		\$0.00	\$0.00	\$0.00
22	0189902	2400	\$0.00		\$0.00	\$0.00	\$0.00
22	0189903	2300	\$2,800.00	0	\$0.00	\$0.00	\$2,800.00
22	0189904	2400	\$502.00	0	\$0.00	\$0.00	\$502.00
22	0189905	2100	\$0.00		\$0.00	\$0.00	\$0.00
22	0189905	2100	\$51,248.39	0	\$0.00	\$0.00	\$51,248.39
22	0189906	2900	\$1,117.90	0.42669291	\$477.00	\$0.00	\$640.90
22	0189906	7200	\$0.00		\$0.00	\$0.00	\$0.00
22	0189907	1900	\$2,475.40	0	\$0.00	\$0.00	\$2,475.40
22	0189910	2700	\$3,902.36	0	\$0.00	\$0.00	\$3,902.36
22	0189914	2900	\$300.00	0	\$0.00	\$0.00	\$300.00
22	0189915	2900	\$2,500.00	0	\$0.00	\$0.00	\$2,500.00
22	0189916	2900	\$5,000.00	0.39525	\$1,976.25	\$0.00	\$3,023.75
22	0189918	3200	\$500.00	0	\$0.00	\$0.00	\$500.00
22	0189919	2900	\$1,000.00	0	\$0.00	\$200.00	\$800.00
22	0189920	2800	\$1,231.75	0.43085042	\$530.70	\$201.05	\$500.00
22	0189922		\$0.00		\$0.00	\$0.00	\$0.00
22	0189922	2100	\$1,000.00	0	\$0.00	\$0.00	\$1,000.00
22	0189930	2200	\$0.00		\$0.00	\$0.00	\$0.00
22	0190000	2100	\$7,352.00	0	\$0.00	\$0.00	\$7,352.00
22	0190001	2200	\$0.00		\$0.00	\$0.00	\$0.00
22	0190009	2100	\$0.00		\$0.00	\$0.00	\$0.00
22	0190017	2100	\$0.00		\$0.00	\$0.00	\$0.00
22	0190023	1100	\$0.00		\$0.00	\$0.00	\$0.00
22	0199121	2100	\$40,888.00	0	\$0.00	\$0.00	\$40,888.00
22	0199180	4100	\$0.00		\$0.00	\$0.00	\$0.00
22	0199181	1100	\$0.00		\$0.00	\$0.00	\$0.00
22	0199213	4100	\$0.00		\$0.00	\$0.00	\$0.00
22	0199301	4300	\$0.00		\$0.00	\$0.00	\$0.00
22	0199513	1100	\$0.00		\$0.00	\$0.00	\$0.00
22	0199715	1100	\$0.00		\$0.00	\$0.00	\$0.00
22	0199920	2200	\$1,000.00	0	\$0.00	\$0.00	\$1,000.00
22	0209001	2800	\$20,820.57	0.1827169	\$3,804.27	\$8,222.19	\$8,794.11
22	0209001	7200	\$10,000.00	0	\$0.00	\$0.00	\$10,000.00
22	0229000	7900	\$10,000.00	0.5109	\$5,109.00	\$5,000.00	(\$109.00)
22	0229300	4500	\$13,440.72	0.96151025	\$12,923.39	\$0.00	\$517.33
22	0249001	2900	\$9,024,226.00	0.75108696	\$6,777,978.49	\$3,077,718.28	(\$831,470.77)
22	0249002	0000	\$0.00		\$0.00	\$0.00	\$0.00
22	0249002	2900	\$735,700.00	0.48366675	\$355,833.63	\$0.00	\$379,866.37
22	0249094	2900	\$244,098.00	0.47430434	\$115,776.74	\$99,152.90	\$29,168.36
22	0270000	2900	\$247,533.00	0.22293333	\$55,180.88	\$122,739.12	\$69,613.00
22	0719013	2700	\$3,065,842.81	0.58498437	\$1,793,470.12	\$340,210.94	\$932,161.75
22	0719013	2800	\$142,000.00	0.44227704	\$62,803.34	\$27,031.28	\$52,165.38

Fiscal Year	Fund - Expender	Function First Two Digits	Fiscal Year Budgeted Amount	% Expended	Fiscal Year Expense Amount	Fiscal Year Encumbrance Amount	Balance
22	0719013	5100	\$0.00		\$0.00	\$0.00	\$0.00
22	0719013	7200	\$1,731,512.50	0.76346186	\$1,321,943.75	\$0.00	\$409,568.75
22	2009110	4600	\$700.00	0	\$0.00	\$350.00	\$350.00
22	2009111	4600	\$200.00	0	\$0.00	\$0.00	\$200.00
22	2009121	4600	\$234.00	0	\$0.00	\$0.00	\$234.00
22	2009134	7200	\$0.00		\$0.00	\$0.00	\$0.00
22	2009184	7200	\$0.00		\$0.00	\$0.00	\$0.00
22	2009185	4600	\$1,500.00	0	\$0.00	\$0.00	\$1,500.00
22	2009202	4600	\$5,102.65	0.02645684	\$135.00	\$0.00	\$4,967.65
22	2009205	4600	\$250.00	0	\$0.00	\$0.00	\$250.00
22	2009209	4100	\$6,000.00	0	\$0.00	\$2,000.00	\$4,000.00
22	2009253	4300	\$2,000.00	0.037235	\$74.47	\$1,925.53	\$0.00
22	2009254	4100	\$2,904.97	0.25130036	\$730.02	\$2,174.00	\$0.95
22	2009256	4100	\$4,500.00	0.10433333	\$469.50	\$4,030.50	\$0.00
22	2009257	4100	\$0.00		\$0.00	\$0.00	\$0.00
22	2009257	7200	\$0.00		\$0.00	\$0.00	\$0.00
22	2009258	4600	\$2,050.00	0.15674146	\$321.32	\$1,728.68	\$0.00
22	2009301	4600	\$0.00		\$0.00	\$0.00	\$0.00
22	2009302	4100	\$500.00	0.09786	\$48.93	\$451.07	\$0.00
22	2009303	4100	\$120.00	0	\$0.00	\$0.00	\$120.00
22	2009304	7200	\$0.00		\$0.00	\$0.00	\$0.00
22	2009305	4100	\$0.00		\$0.00	\$0.00	\$0.00
22	2009306	4600	\$0.00		\$0.00	\$0.00	\$0.00
22	2009307	4100	\$38,000.00	0.12225605	\$4,645.73	\$33,354.27	\$0.00
22	2009309	4600	\$600.00	0	\$0.00	\$600.00	\$0.00
22	2009312	4100	\$23,109.07	0.09581519	\$2,214.20	\$20,785.80	\$109.07
22	2009314	4600	\$450.00	0	\$0.00	\$450.00	\$0.00
22	2009315	4600	\$0.00		\$0.00	\$0.00	\$0.00
22	2009316	7200	\$0.00		\$0.00	\$0.00	\$0.00
22	2009318	4100	\$6,200.00	0	\$0.00	\$0.00	\$6,200.00
22	2009321	4600	\$16,016.67	0.14717042	\$2,357.18	\$8,630.12	\$5,029.37
22	2009323	4600	\$2,000.00	0	\$0.00	\$2,000.00	\$0.00
22	2009324	4600	\$21,444.56	0	\$0.00	\$11,000.00	\$10,444.56
22	2009325	4100	\$27,000.00	0.11318259	\$3,055.93	\$20,804.16	\$3,139.91
22	2009326	4100	\$6,495.00	0.19478676	\$1,265.14	\$2,234.86	\$2,995.00
22	2009327	4100	\$5,705.00	0.02412971	\$137.66	\$2,862.34	\$2,705.00
22	2009330	4100	\$3,478.06	0.1921761	\$668.40	\$1,451.60	\$1,358.06
22	2009330	7200	\$0.00		\$0.00	\$0.00	\$0.00
22	2009331	4600	\$0.00		\$0.00	\$0.00	\$0.00
22	2009332	4100	\$11,030.00	0.1056981	\$1,165.85	\$4,584.15	\$5,280.00
22	2009333	4600	\$59,500.00	0.19676454	\$11,707.49	\$20,493.83	\$27,298.68
22	2009335	4100	\$10,832.00	0.01277049	\$138.33	\$5,361.67	\$5,332.00
22	2009336	4100	\$1,250.00	0.099136	\$123.92	\$2,126.08	(\$1,000.00)
22	2009337	4100	\$150.00	0	\$0.00	\$0.00	\$150.00
22	2009339	4100	\$28,500.00	0.04696456	\$1,338.49	\$27,140.00	\$21.51
22	2009340	4100	\$1,000.00	0.6331	\$633.10	\$350.78	\$16.12
22	2009345	7200	\$0.00		\$0.00	\$0.00	\$0.00
22	2009346	4100	\$500.00	0	\$0.00	\$500.00	\$0.00
22	2009350	4300	\$1,800.00	0.31546667	\$567.84	\$1,232.16	\$0.00
22	2009352	4100	\$10,158.51	0.00608455	\$61.81	\$5,938.19	\$4,158.51
22	2009353	4600	\$1,000.00	0	\$0.00	\$500.00	\$500.00
22	2009355	4600	\$1,515.57	0.151349	\$229.38	\$570.62	\$715.57
22	2009380	4600	\$20,000.00	0	\$0.00	\$10,000.00	\$10,000.00
22	2009418	4600	\$0.00		\$0.00	\$0.00	\$0.00
22	2009419	4600	\$0.00		\$0.00	\$0.00	\$0.00
22	2009420	4600	\$7,497.69	0.97123247	\$7,282.00	\$215.69	\$0.00
22	2009421	4600	\$1,762.28	0	\$0.00	\$896.05	\$866.23
22	2009422	4600	\$6,088.02	0.40300952	\$2,453.53	\$0.00	\$3,634.49
22	2009423	4600	\$48,000.00	0.01140125	\$547.26	\$47,452.74	\$0.00
22	2009424	4600	\$4,800.00	0.3975	\$1,908.00	\$2,892.00	\$0.00
22	2009425	4600	\$3,500.00	0.57085143	\$1,997.98	\$1,502.02	\$0.00
22	3003000	4500	\$45,500.00	0.43956044	\$20,000.00	\$0.00	\$25,500.00
22	3003000	4500	\$10,000.00	0	\$0.00	\$0.00	\$10,000.00
22	3003000	4500	\$282,814.43	0.50995181	\$144,221.73	\$80,330.12	\$58,262.58
22	3009110	4100	\$10,000.00	-0.015	(\$150.00)	\$0.00	\$10,150.00
22	3009120	4100	\$6,966.00	0	\$0.00	\$0.00	\$6,966.00
22	3009130	4100	\$10,000.00	0.06	\$600.00	\$0.00	\$9,400.00
22	3009140	4100	\$8,000.00	0	\$0.00	\$0.00	\$8,000.00
22	3009160	4100	\$9,000.00	0	\$0.00	\$0.00	\$9,000.00
22	3009170	4100	\$20,000.00	0.007	\$140.00	\$2,000.00	\$17,860.00
22	3009180	4100	\$10,000.00	0	\$0.00	\$0.00	\$10,000.00
22	3009201	4100	\$25,075.00	0.07029591	\$1,762.67	\$18,515.00	\$4,797.33
22	3009202	4100	\$0.00		\$0.00	\$0.00	\$0.00
22	3009204	4100	\$0.00		\$0.00	\$0.00	\$0.00
22	3009208	4100	\$111,500.00	0	\$0.00	\$0.00	\$111,500.00
22	3009250	4100	\$12,084.00	0.18059997	\$2,182.37	\$6,608.00	\$3,293.63
22	3009251	4100	\$0.00		\$0.00	\$0.00	\$0.00
22	3009253	4300	\$600.00	0.16658333	\$99.95	\$299.05	\$201.00
22	3009253	7200	\$0.00		\$0.00	\$0.00	\$0.00
22	3009258	4100	\$145,006.00	0	\$0.00	\$137,312.00	\$7,694.00
22	3009301	4500	\$4,500.00	0	\$0.00	\$4,500.00	\$0.00
22	3009302	4500	\$10,114.31	0.24419758	\$2,469.89	\$7,600.00	\$44.42
22	3009303	4600	\$4,517.09	0.29048347	\$1,312.14	\$2,203.12	\$1,001.83
22	3009304	4600	\$8,878.13	0.35519192	\$3,153.44	\$2,076.17	\$3,648.52
22	3009313	4100	\$29,150.00	0.5456542	\$15,905.82	\$0.00	\$13,244.18
22	3009325	4100	\$0.00		\$0.00	\$0.00	\$0.00
22	3009334	4300	\$29,223.18	0.00869686	\$254.15	\$25,926.82	\$3,042.21
22	3009390	4600	\$7,500.00	0	\$0.00	\$7,500.00	\$0.00
22	3009410	4500	\$2,013.29	0.56134983	\$1,130.16	\$711.00	\$172.13
22	4019010	7200	\$0.00		\$0.00	\$0.00	\$0.00
22	4019011	3200	\$45,963.25	1	\$45,963.25	\$0.00	\$0.00
22	4019011	7500	\$2,265.67	1	\$2,265.67	\$0.00	\$0.00
22	4019012	3200	\$323,547.04	0.2216139	\$71,702.52	\$60,060.77	\$191,783.75
22	4019018	3200	\$0.00		\$0.00	\$0.00	\$0.00
22	4019018	7200	\$0.00		\$0.00	\$0.00	\$0.00
22	4019019	3200	\$0.00		\$0.00	\$0.00	\$0.00
22	4019019	7500	\$0.00		\$0.00	\$0.00	\$0.00
22	4019020	7200	\$0.00		\$0.00	\$0.00	\$0.00
22	4019021	3200	\$333.86	1	\$333.86	\$0.00	\$0.00
22	4019021	7500	\$13,950.04	1	\$13,950.04	\$0.00	\$0.00
22	4019022	3200	\$8,625.60	0.04984465	\$429.94	\$0.00	\$8,195.66
22	4019030	7200	\$0.00		\$0.00	\$0.00	\$0.00
22	4019031	3200	\$55,414.94	1	\$55,414.94	\$0.00	\$0.00

Fiscal Year	Fund - Expdiger	Function First Two Digits	Fiscal Year Budgeted Amount	% Expensed	Fiscal Year Expense Amount	Fiscal Year Encumbrance Amount	Balance
22	4019031	7500	\$910.35	1	\$910.35	\$0.00	\$0.00
22	4019032	3200	\$385,000.00	0.56948016	\$219,249.86	\$44,119.48	\$121,630.66
22	4019032	7200	\$0.00		\$0.00	\$0.00	\$0.00
22	4019038	3200	\$0.00		\$0.00	\$0.00	\$0.00
22	4019038	7200	\$0.00		\$0.00	\$0.00	\$0.00
22	4019039	3200	\$0.00		\$0.00	\$0.00	\$0.00
22	4019039	7500	\$0.00		\$0.00	\$0.00	\$0.00
22	4019041	3200	\$4,991.45	1	\$4,991.45	\$0.00	\$0.00
22	4019041	7500	\$23.93	1	\$23.93	\$0.00	\$0.00
22	4019048	3200	\$0.00		\$0.00	\$0.00	\$0.00
22	4019048	7200	\$0.00		\$0.00	\$0.00	\$0.00
22	4019049	3200	\$0.00		\$0.00	\$0.00	\$0.00
22	4019049	7500	\$0.00		\$0.00	\$0.00	\$0.00
22	4519010	2900	\$0.00		\$0.00	\$0.00	\$0.00
22	4519011	2900	\$0.00		\$0.00	\$0.00	\$0.00
22	4519012	2900	\$19,800.00	0	\$0.00	\$0.00	\$19,800.00
22	4519019	2900	\$0.00		\$0.00	\$0.00	\$0.00
22	4639017	7500	\$0.00		\$0.00	\$0.00	\$0.00
22	4679020	2100	\$0.00		\$69,530.78	\$0.00	(\$69,530.78)
22	4679020	2200	\$0.00		\$0.00	\$0.00	\$0.00
22	4679021	2100	\$441,636.84	0.33104104	\$146,199.92	\$9,087.57	\$286,349.35
22	4679021	2100	\$0.00		\$0.00	\$0.00	\$0.00
22	4679021	2200	\$4,300.00	0.40055581	\$1,722.39	\$0.00	\$2,577.61
22	4999018	1200	\$0.00		\$0.00	\$0.00	\$0.00
22	4999018	7400	\$0.00		\$0.00	\$0.00	\$0.00
22	4999019	1200	\$0.00		\$0.00	\$0.00	\$0.00
22	4999019	2200	\$0.00		\$0.00	\$0.00	\$0.00
22	4999019	2400	\$0.00		\$0.00	\$0.00	\$0.00
22	4999019	2600	\$0.00		\$0.00	\$0.00	\$0.00
22	4999019	2700	\$0.00		\$0.00	\$0.00	\$0.00
22	5079021	1100	\$269.17	0	\$0.00	\$0.00	\$269.17
22	5079021	2200	\$9,585.03	1	\$9,585.03	\$0.00	\$0.00
22	5079021	2200	\$0.00		\$0.00	\$0.00	\$0.00
22	5079021	3200	\$43.00	0	\$0.00	\$43.00	\$0.00
22	5079022	1100	\$3,537,000.00	0.01519064	\$53,729.28	\$95,970.00	\$3,387,300.72
22	5079022	2700	\$55,651.92	0	\$0.00	\$0.00	\$55,651.92
22	5079121	1100	\$10,000.00	0.65	\$6,500.00	\$0.00	\$3,500.00
22	5079121	2200	\$134,623.30	0.00127504	\$171.65	\$0.00	\$134,451.65
22	5079121	2700	\$1,424,895.90	0.49519454	\$705,600.67	\$83,707.84	\$635,587.39
22	5079222	2100	\$15,384.31	0	\$0.00	\$0.00	\$15,384.31
22	5109021	1100	\$0.00		\$0.00	\$0.00	\$0.00
22	5109021	1100	\$0.00		\$0.00	\$0.00	\$0.00
22	5109021	2800	\$0.00		\$0.00	\$0.00	\$0.00
22	5109021	3200	\$0.00		\$0.00	\$0.00	\$0.00
22	5109121	2600	\$0.00		\$0.00	\$0.00	\$0.00
22	5169021	1200	\$98,008.95	1.050265	\$102,935.37	\$0.00	(\$4,926.42)
22	5169021	1200	\$41,340.33	0.92508236	\$38,243.21	\$0.00	\$3,097.12
22	5169021	1200	\$19,642.30	1.00846999	\$19,808.67	\$0.00	(\$166.37)
22	5169021	1200	\$34.61	0	\$0.00	\$0.00	\$34.61
22	5169021	2100	\$12,703.10	0	\$0.00	\$0.00	\$12,703.10
22	5169021	2100	\$17,701.35	1.48143955	\$26,223.48	\$0.00	(\$8,522.13)
22	5169021	2100	\$0.00		\$0.00	\$0.00	\$0.00
22	5169021	2100	\$2,322.43	0	\$0.00	\$0.00	\$2,322.43
22	5169021	2100	\$552.19	0	\$0.00	\$0.00	\$552.19
22	5169021	2400	\$25,840.93	0.25157454	\$6,500.92	\$0.00	\$19,340.01
22	5169021	2400	\$7,342.62	1.20552065	\$8,851.68	\$0.00	(\$1,509.06)
22	5169021	3200	\$17.52	0	\$0.00	\$0.00	\$17.52
22	5169022	1200	\$607,522.44	0.4567268	\$277,471.78	\$0.00	\$330,050.66
22	5169022	1200	\$224,432.73	0.46424231	\$104,191.17	\$0.00	\$120,241.56
22	5169022	1200	\$116,575.16	0.46072954	\$53,709.62	\$0.00	\$62,865.54
22	5169022	1200	\$7,166.67	0.17211341	\$1,233.48	\$0.00	\$5,933.19
22	5169022	2100	\$0.00		\$0.00	\$0.00	\$0.00
22	5169022	2100	\$320,458.06	0.214447	\$68,721.27	\$0.00	\$251,736.79
22	5169022	2100	\$18,480.00	0	\$0.00	\$0.00	\$18,480.00
22	5169022	2200	\$54,707.06	0.57540544	\$31,478.74	\$0.00	\$23,228.32
22	5169022	2400	\$42,965.18	0.1169035	\$5,022.78	\$0.00	\$37,942.40
22	5169022	2400	\$56,195.05	0.04322463	\$2,429.01	\$0.00	\$53,766.04
22	5169022	2400	\$0.00		\$0.00	\$0.00	\$0.00
22	5169022	2400	\$0.00		\$23,709.37	\$0.00	(\$23,709.37)
22	5169022	3200	\$31,469.41	0.96327894	\$30,313.82	\$0.00	\$1,155.59
22	5169122	1200	\$248,308.53	0	\$0.00	\$0.00	\$248,308.53
22	5169122	1200	\$20,000.00	0	\$0.00	\$0.00	\$20,000.00
22	5169122	2200	\$45,000.00	0	\$0.00	\$2,000.00	\$43,000.00
22	5169122	3200	\$6,912.22	0	\$0.00	\$6,185.19	\$727.03
22	5519121	1200	\$0.00		\$0.00	\$0.00	\$0.00
22	5519121	1200	\$8,638.42	0.96295387	\$8,318.40	\$0.00	\$320.02
22	5519121	2200	\$750.00	1	\$750.00	\$0.00	\$0.00
22	5519122	1200	\$6,960.14	0.0852138	\$593.10	\$0.00	\$6,367.04
22	5729021	1200	\$45,015.46	1.23355665	\$55,529.12	\$0.00	(\$10,513.66)
22	5729021	2200	\$27,734.10	0.00919518	\$255.02	\$0.00	\$27,479.08
22	5729021	3200	\$999.78	0	\$0.00	\$0.00	\$999.78
22	5729021	3200	\$583.57	0	\$0.00	\$0.00	\$583.57
22	5729022	1200	\$456,495.69	0.49954077	\$228,038.21	\$0.00	\$228,457.48
22	5729022	2200	\$18,506.34	0.02456023	\$454.52	\$0.00	\$18,051.82
22	5729022	3200	\$1,892.43	0	\$0.00	\$0.00	\$1,892.43
22	5729022	3200	\$4,000.00	0.5644275	\$2,257.71	\$296.04	\$1,446.25
22	5729121	1100	\$166,284.55	0.46804006	\$77,827.83	\$0.00	\$88,456.72
22	5729122	1100	\$210,785.34	0.06211376	\$13,092.67	\$179.90	\$197,512.77
22	5729221	1100	\$10,107.88	1	\$10,107.88	\$0.00	\$0.00
22	5729221	2200	\$0.00		\$0.00	\$0.00	\$0.00
22	5729222	1100	\$15,650.27	0	\$0.00	\$0.00	\$15,650.27
22	5849022	1100	\$26,600.00	0.06234812	\$1,658.46	\$11,587.00	\$13,354.54
22	5849022	2200	\$45,637.48	0.16556567	\$7,556.00	\$0.00	\$38,081.48
22	5849022	3200	\$3,343.86	0.12673976	\$423.80	\$2,800.25	\$119.81
22	5879021	1200	\$1,678.80	0.99912437	\$1,677.33	\$0.00	\$1.47
22	5879022	1200	\$41,014.92	0.47268628	\$19,387.19	\$1,807.67	\$19,820.06
22	5879121	1200	\$4,629.13	0.97188889	\$4,499.00	\$0.00	\$130.13
22	5879121	2200	\$546.62	0	\$0.00	\$0.00	\$546.62
22	5879122	1200	\$16,204.57	0	\$0.00	\$0.00	\$16,204.57
22	5879122	1200	\$2,500.00	0	\$0.00	\$0.00	\$2,500.00
22	5879122	2200	\$5,000.00	0	\$0.00	\$0.00	\$5,000.00
22	5909021	1100	\$0.00		\$0.00	\$0.00	\$0.00
22	5909021	2200	\$102,138.29	0.16145698	\$16,490.94	\$0.00	\$85,647.35

Fiscal Year	Fund - Expdger	Function First Two Digits	Fiscal Year Budgeted Amount	% Expensed	Fiscal Year Expense Amount	Fiscal Year Encumbrance Amount	Balance
22	5909021	3200	\$1,166.63	0.68487867	\$799.00	\$0.00	\$367.63
22	5909021	7400	\$0.00		\$0.00	\$0.00	\$0.00
22	5909022	1200	\$78,102.00	0.14742106	\$11,513.88	\$0.00	\$66,588.12
22	5909022	2200	\$119,211.34	0.4371621	\$52,114.68	\$11,275.00	\$55,821.66
22	5909022	3200	\$11,437.58	0.03401069	\$389.00	\$11,048.58	\$0.00
22	5999021	1100	\$20,000.00	0.2677005	\$5,354.01	\$0.00	\$14,645.99
22	5999021	2200	\$26,155.21	0.03814766	\$997.76	\$0.00	\$25,157.45
22	5999021	3200	\$718.81	0.83332174	\$599.00	\$0.00	\$119.81
22	5999022	3100	\$128,700.00	0	\$0.00	\$0.00	\$128,700.00

TOTALS \$130,949,672.10

GENERAL FUND-TRUE DAYS CASH

Includes Emergency Levy

