

# Medina City Schools

## General Fund Analysis

### July 31, 2018

	2018-2019 Original Estimate (1)	Y-T-D Actual July 2018 - June 2019 (2)	Percent	Variance (3)
Beginning Balance - July 1, 2018		58,638,114.57		0.00
General Fund	40,167,539.65			
Other Funds - Emergency Levy	18,470,574.92			
Revenue	<u>76,696,915.00</u>	<u>20,049,818.51</u>	<u>26.1%</u>	<u>56,647,096.49</u>
	<b>76,696,915.00</b>	<b>20,049,818.51</b>		<b>56,647,096.49</b>
Expenditures	81,613,860.00	6,420,323.27	7.9%	75,193,536.73
Encumbrance	946,300.00	723,414.76		222,885.24
	<u><b>82,560,160.00</b></u>	<u><b>7,143,738.03</b></u>		<u><b>75,416,421.97</b></u>
Ending Balance - June 30, 2019	52,774,869.57	71,544,195.05		-18,769,325.48

Original Estimate revenue, expenditure and encumbrance taken from May 2018 five-year forecast  
Includes November 2013 Emergency Levy

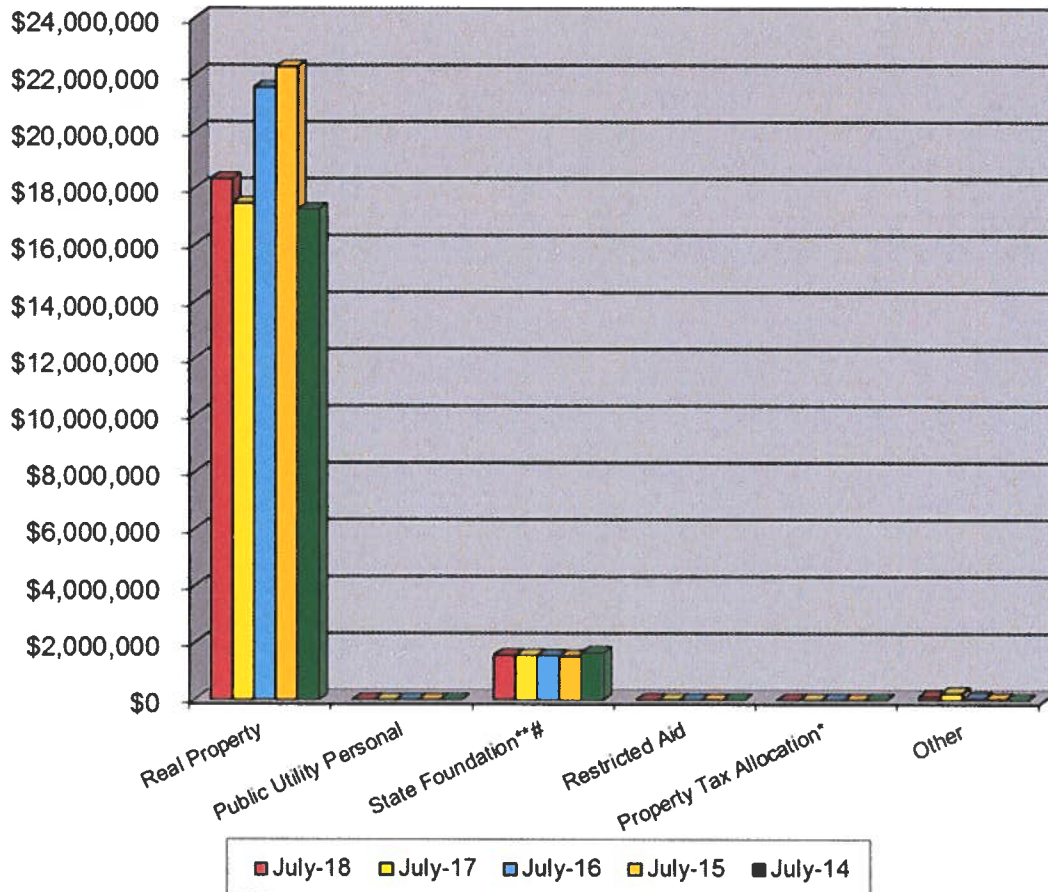
# **General Fund Summary**

July 2018

## **Revenues**

1. Real Property Taxes – Total Real Property Taxes received from the beginning of the fiscal year until July 31, 2018 is \$18,332,240.00. This is an increase of 4.9% above last year's taxes received at this time. \$18,332,240.00 was collected in July.
2. Public Utility Personal Property Taxes – Total Public Utility Personal Property Taxes received from the beginning of the fiscal year until July 31, 2018 is \$-0-. These monies are distributed upon settlement from the County Auditor. This amount is listed in a separate line for State and five-year forecasting purposes. \$-0- had been transferred in July.
3. State Foundation – State Foundation monies received from the State of Ohio from the beginning of the fiscal year until July 31, 2018 total \$1,576,109.28. This is an increase of 0.9% above last year's foundation money received at this time. This includes \$-0- from Casino revenues for the year. \$1,576,109.28 was collected in July.
4. Restricted Aid – Restricted Aid monies are for Career Tech funding and Economically Disadvantaged Students. Monies received from the beginning of the fiscal year until July 31, 2018 total \$7,027.03. \$7,027.03 was collected in July.
5. Homestead and Rollback – Monies received from the State of Ohio from the beginning of the fiscal year until July 31, 2018 total \$-0-. Receipts are based upon the real property taxes collected and Homestead filings with the County Auditor. These revenues also include monies for personal property tax loss reimbursement from the State. \$-0- was collected in July.
6. Other – Other monies received from the beginning of the fiscal year until July 31, 2018 total \$134,442.20. This is a decrease of 45.5% below last year at this time and is due to Tuition from Other Districts, Pay to Participate, Field Trips, and Refund of Prior Years Expenditures. \$134,442.20 was collected in July.

## General Fund Revenue



	July-18	July-17	July-16	July-15	July-14	Current Forecast
Real Property	\$18,332,240	\$17,479,850	\$21,566,540	\$22,281,220	\$17,262,590	\$47,590,271
Public Utility Personal	\$0	\$0	\$0	\$0	\$0	\$3,039,604
State Foundation**#	\$1,576,109	\$1,562,126	\$1,557,782	\$1,541,172	\$1,663,993	\$19,135,278
Restricted Aid	\$7,027	\$2,725	\$1,105	\$463	\$529	\$84,430
Property Tax Allocation*	\$0	\$0	\$0	\$0	\$0	\$4,965,626
Other	\$134,442	\$246,722	\$60,291	\$34,061	\$6,913	\$1,881,706
<b>Total</b>	<b>\$20,049,819</b>	<b>\$19,291,423</b>	<b>\$23,185,718</b>	<b>\$23,856,916</b>	<b>\$18,934,025</b>	<b>\$76,696,915</b>
State %	7.9%	8.1%	6.7%	6.5%	8.8%	

\* Includes Homestead/Rollback, Tangible Personal Property Tax Fixed Rate Loss Reimbursement and Electric Deregulation.

\* Includes Casino Revenue in State Foundation beginning January 2013 and Economic Disadvantaged Funding in November 2013.

‡ Includes a one time Hold Harmless on TPP in May 2016

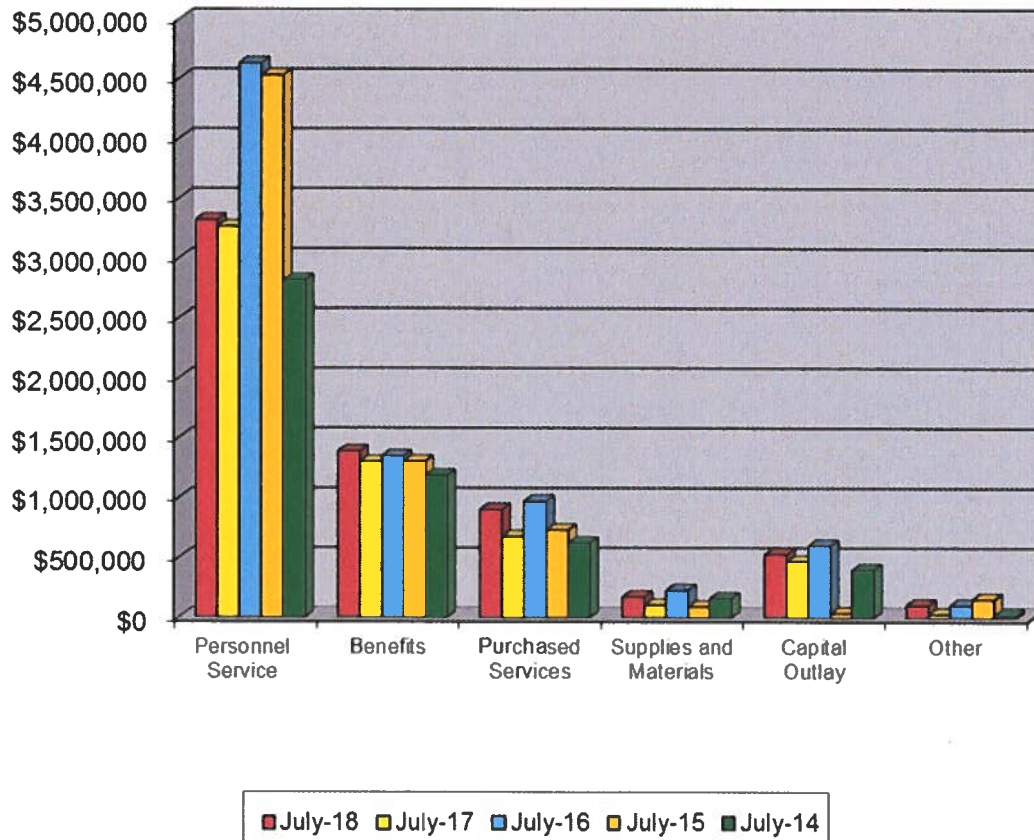
# **General Fund Summary**

July 2018

## **Expenditures**

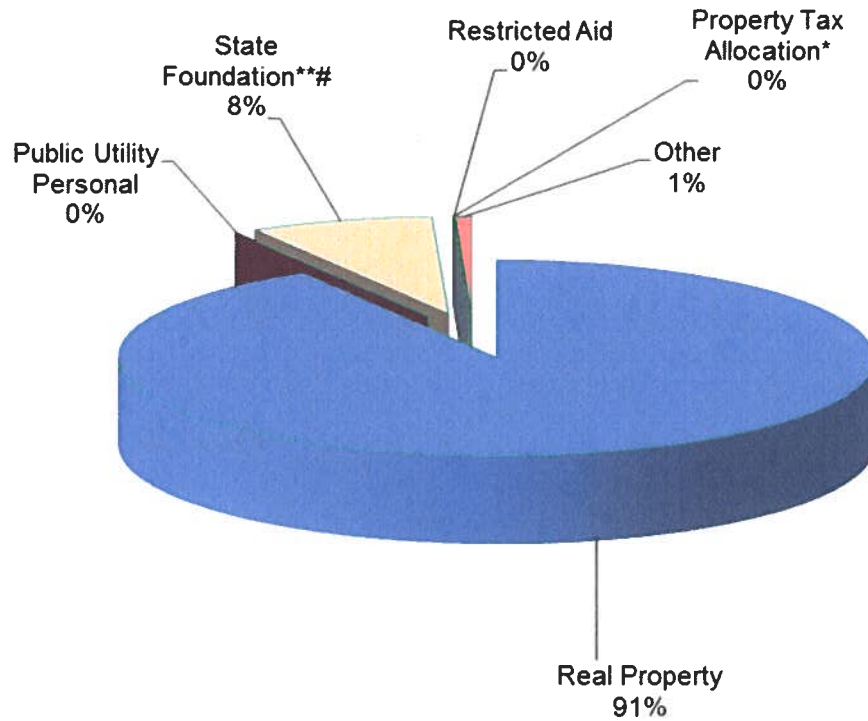
1. Personnel Services– The costs for personnel services for the School District from the beginning of the fiscal year until July 31, 2018 was \$3,320,948.60. This was an increase of 1.7% above last year at this time. \$3,320,948.60 was spent in July.
2. Benefits – The cost for benefits for the School District from the beginning of the fiscal year until July 31, 2018 was \$1,387,731.54. This was an increase of 6.7% above last year at this time. \$1,387,731.54 was spent in July.
3. Purchased Services – The cost for purchased services for the district from the beginning of the fiscal year until July 31, 2018 total \$902,342.11. This was a 33.1% increase above last year at this time. \$902,342.11 was spent in July. Professional Services, Nursing Services, GAAP Conversion, Property Insurances, Meeting Expense, Tuition to Other Districts, and Open Enrollment account for the decrease.
4. Supplies and Materials – The cost for supplies and materials for the district from the beginning of the fiscal year until July 31, 2018 total \$173,415.17. This was a 64.7% increase above last year at this time. Textbooks, Media Supplies, Periodicals, Electronic Subscriptions, and Maintenance and Computer Supplies account for this increase. \$173,415.17 was spent in July.
5. Capital Outlay – The cost for capital outlay for the district from the beginning of the fiscal year until July 31, 2018 total \$529,903.28. This was a 13.2% increase above last year at this time and was mainly due to Classroom Equipment, and Special Education Equipment. \$529,903.28 was spent in July.
6. Other – The cost of other expenditures excluding transfers for the district was \$105,982.57 for the fiscal year until July 31, 2018. This was a 363.6% increase above last year at this time. \$105,982.57 was spent in July. Liability Insurance makes up the majority of this increase.

## General Fund Expenditures

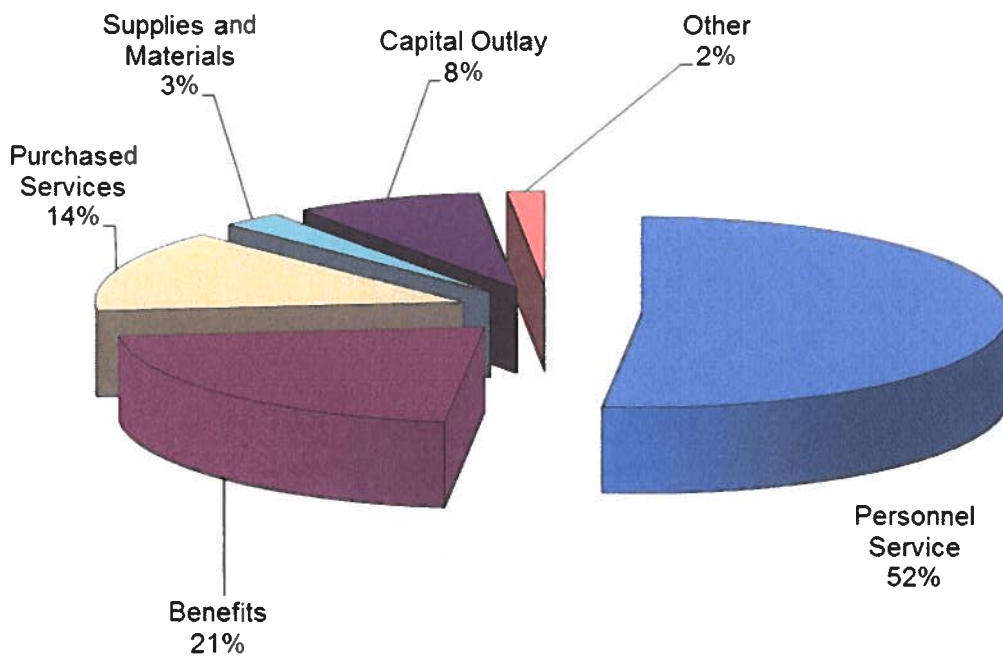


	July-18	July-17	July-16	July-15	July-14	Current Forecast
Personnel Service	\$3,320,949	\$3,266,272	\$4,630,703	\$4,529,324	\$2,818,711	\$49,018,350
Benefits	\$1,387,732	\$1,301,016	\$1,347,041	\$1,303,023	\$1,186,569	\$17,341,904
Purchased Services	\$902,342	\$677,757	\$971,888	\$731,474	\$622,035	\$10,046,832
Supplies and Materials	\$173,415	\$105,312	\$228,367	\$91,153	\$160,138	\$1,826,423
Capital Outlay	\$529,903	\$468,306	\$601,780	\$37,898	\$399,392	\$956,150
Other	\$105,983	\$29,152	\$106,295	\$154,524	\$22,048	\$1,798,394
Transfers and Adv., Etc.	\$0	\$0	\$50	\$0	\$0	\$625,806
Other than Debt						
<b>Total</b>	<b>\$6,420,323</b>	<b>\$5,847,815</b>	<b>\$7,886,124</b>	<b>\$6,847,396</b>	<b>\$5,208,894</b>	<b>\$81,613,859</b>

## Current General Fund Revenue



## Current General Fund Expenditures





**MEDINA CITY SCHOOLS BANK REC**

3,449,328.30

Petty Cash	300.00
------------	--------

Financial Checks Outstanding	57,621.01
------------------------------	-----------

Worker Comp Outstanding	6,555.00
-------------------------	----------

Flex O/S Checks	512.92
-----------------	--------

Payroll Checks Outstanding	79,333.96
----------------------------	-----------

144,322.89

3,305,005.41

Flex Spending Bank Acct	35,522.87
-------------------------	-----------

35,522.87

Sweep Account	0.00
---------------	------

Redtree Investments	22,938,377.80
---------------------	---------------

T. Rowe - Collins	363,281.69
-------------------	------------

T. Rowe - Bushman	0.00
-------------------	------

Scudder -Collins	301,498.37
------------------	------------

Scudder - Bushman 5,624.48

Kanehl Stocks	4,979.46
---------------	----------

Star Ohio (22923)	41,320,442.85
-------------------	---------------

Multi-Bank Securities	15,333,000.00
-----------------------	---------------

Multi-Bank Money Market	11.51
-------------------------	-------

Fifth Third Securities	9,425,463.30
------------------------	--------------

Fifth Third Money Market	286,139.24
--------------------------	------------

Total

89,978,818.70

93,319,346.98

Deposits in Transit	23.50
---------------------	-------

Expenses not posted	(199.80)
---------------------	----------

Total

(176.30)

93,319,170.68

93,319,170.68

**0.00**

# Medina City Schools

## Sales Tax Update

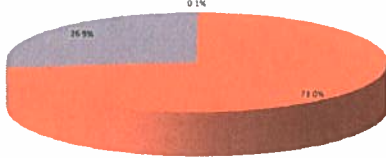
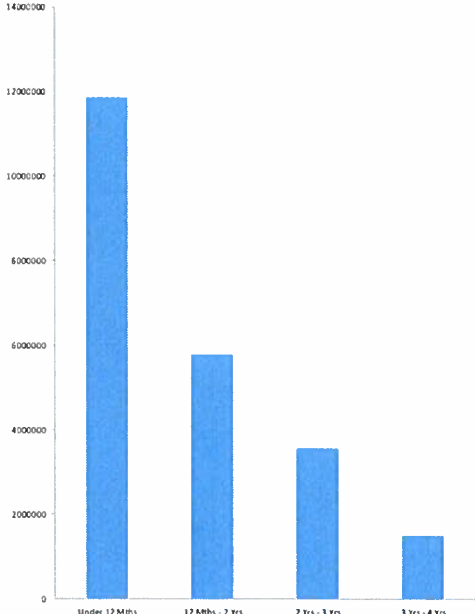
Date	Sales Tax Description	Receipts	Expenditures	Balance
July 1, 2018	Beginning Balance (071) Sales Tax and (002-9012) Bond			\$3,368,024.17
July	Trustee Fee for COPs		\$1,250.00	\$3,366,774.17
	6-Month Asbestos Surveillance Inspection and Reports		\$525.00	\$3,366,249.17
	Total Bleacher System and Grandstand Inspection Districtwide		\$4,968.00	\$3,361,281.17
	Installation of Carpet in Three Offices at Heritage		\$1,260.00	\$3,360,021.17
	MHS Roof Replacement Project		\$215,100.00	\$3,144,921.17
	Project Bidding and Construction Tasks - Transportation		\$2,000.00	\$3,142,921.17
	Engineering, Bidding and Construction Tasks - Tennis Courts		\$500.00	\$3,142,421.17
	Consultant Fee for Demolition and Replacement of Roof at HS		\$3,135.00	\$3,139,286.17
	Sales Tax Distribution	\$722,408.17		\$3,861,694.34
	Vinyl Floor Replacement at Blake		\$4,075.00	\$3,857,619.34
	Fleet Master Lease Agreement		\$9,519.82	\$3,848,099.52
	Hot Water Tanks at Claggett		\$17,770.00	\$3,830,329.52
	Architect and Blueprint Fees for Claggett Improvement Project		\$2,842.92	\$3,827,486.60
	Fiscal Year Totals	\$722,408.17	\$262,945.74	



**Monthly Investment Summary**  
**Medina City School District**  
**US Bank Custodian Acct Ending x70982**  
 July 31, 2018

Monthly Cash Flow Activity		Market Value Summary				
<b>From 06-30-18 through 07-31-18</b>		<b>Security Type</b>	<b>Market Value</b>	<b>Pct. Assets</b>	<b>Avg Yield at Cost</b>	<b>Wght Avg Mat</b>
Beginning Book Value	22,922,987.10	<b>Money Market Fund</b>				
Contributions	0.00	MONEY MARKET FUND	12,988.56	0.1	1.75	0.00
Withdrawals	0.00	<b>Fixed Income</b>				
Realized Gains/Losses	0.00	U.S. GOVERNMENT AGENCY NOTES	16,551,818.60	72.8	1.31	1.42
Gross Interest Earnings	15,390.70	U.S. TREASURY BILLS	6,097,347.11	26.8	1.74	0.30
Ending Book Value	22,938,377.80	Accrued Interest	58,803.39	0.3		
		<b>TOTAL PORTFOLIO</b>	<b>22,720,957.66</b>	<b>100.0</b>	<b>1.43</b>	<b>1.12</b>

Maturity Distribution		Security Type Allocation	
Distribution by Maturity			
		<p>■ MONEY MARKET FUND ■ U.S. GOVERNMENT AGENCY NOTES ■ U.S. TREASURY BILLS</p>	

**Disclosures:**

RedTree's internal accounting system is used as the source of the market value of this account. Although obtained from a source believed to be reliable, we cannot guarantee its accuracy. You should review all account statements provided by the custodian and compare with the statements provided by RedTree.

Questions? Call 888.596.2293 or email [info@redtreeinv.com](mailto:info@redtreeinv.com)

**Portfolio Holdings Report**  
**Medina City School District**  
**US Bank Custodian Acct Ending x70982**  
 July 31, 2018

Quantity	Cusip	Security Description	Moody's	S&P	Cost Basis	Market Value	Yield at Cost	Wtd Maturity	Purchase Date
<b>U.S. GOVERNMENT AGENCY NOTES</b>									
1,085,000	3135G0G72	Federal Natl Mtg Assoc 1.125% Due 12-14-18	Aaa	AA+	1,083,730.55	1,080,912.80	1.19	0.37	02-28-17
2,220,000	3137EADZ9	Federal Home Ln Mtg 1.125% Due 04-15-19	Aaa	AA+	2,219,267.40	2,200,916.88	1.14	0.70	03-21-16
2,500,000	3135G0K93	Federal Natl Mtg Assoc 1.250% Due 06-28-19	Aaa	AA+	2,500,000.00	2,473,315.00	1.25	0.90	06-28-16
2,140,000	3130A9EP2	Federal Home Ln Bank 1.000% Due 09-26-19	Aaa	AA+	2,139,807.40	2,102,096.32	1.00	1.13	09-30-16
40,000	3130A9EP2	Federal Home Ln Bank 1.000% Due 09-26-19	Aaa	AA+	39,946.20	39,291.52	1.05	1.13	10-31-16
2,420,000	3136G2RQ2	Federal Natl Mtg Assoc 1.400% Due 10-29-19	Aaa	AA+	2,420,000.00	2,385,038.26	1.40	1.22	10-29-15
1,270,000	3136G3J71	Federal Natl Mtg Assoc 1.420% Due 07-27-20	Aaa	AA+	1,270,000.00	1,234,774.01	1.42	1.94	07-27-16
1,520,000	3136G35C5	Federal Natl Mtg Assoc 1.400% Due 08-28-20	Aaa	AA+	1,520,000.00	1,477,333.60	1.40	2.01	08-30-16
2,130,000	3136G4AL7	Federal Natl Mtg Assoc 1.500% Due 09-30-20	Aaa	AA+	2,130,000.00	2,076,230.28	1.50	2.10	09-30-16
1,545,000	3136G34Y8	Federal Natl Mtg Assoc 1.600% Due 08-24-21	Aaa	AA+	1,545,000.00	1,481,909.92	1.60	2.94	08-30-16
Accrued Interest						58,803.39			
					16,867,751.55	16,610,621.99	1.31	1.42	
<b>U.S. TREASURY BILLS</b>									
1,770,000	912796NZ8	US Treasury Bill 0.000% Due 10-11-18	P-1	A-1+	1,746,167.39	1,763,222.67	1.40	0.20	10-25-17
100,000	912796QE2	US Treasury Bill 0.000% Due 10-25-18	P-1	A-1+	99,030.25	99,538.10	1.98	0.24	04-30-18
1,850,000	912796PD5	US Treasury Bill 0.000% Due 11-08-18	P-1	A-1+	1,822,590.97	1,839,825.00	1.58	0.28	11-30-17
1,095,000	912796QJ1	US Treasury Bill 0.000% Due 11-15-18	P-1	A-1+	1,083,734.57	1,088,539.50	2.06	0.30	05-17-18
1,320,000	912796QU6	US Treasury Bill 0.000% Due 01-24-19	P-1	A-1+	1,306,114.51	1,306,221.84	2.15	0.49	07-30-18
					6,057,637.69	6,097,347.11	1.74	0.30	
<b>MONEY MARKET FUND</b>									
	USBMMF	First American Treasury Obligations Fund			12,988.56	12,988.56	1.75		
<b>TOTAL PORTFOLIO</b>					22,938,377.80	22,720,957.66	1.43	1.12	

**Disclosures:**

RedTree's internal accounting system is used as the source of the market value of this account. Although obtained from a source believed to be reliable, we cannot guarantee its accuracy. You should review all account statements provided by the custodian and compare with the statements provided by RedTree.

Questions? Call 888.596.2293 or email [info@redtreeinv.com](mailto:info@redtreeinv.com)

Monthly Activity Reports  
Medina City School District  
US Bank Custodian Acct Ending x70982  
From 07-01-18 Through 07-31-18

GROSS INTEREST INCOME

Ex-Date	Pay-Date	Security	Amount
<b>U.S. GOVERNMENT AGENCY NOTES</b>			
07-27-18	07-27-18	Federal Home Ln Mtg 1.000% Due 07-27-18	6,350.00
07-27-18	07-27-18	Federal Natl Mtg Assoc 1.420% Due 07-27-20	9,017.00
			15,367.00
<b>MONEY MARKET FUND</b>			
07-02-18	07-02-18	First American Treasury Obligations Fund	23.70
<b>GROSS INCOME</b>			<b>15,390.70</b>

**Disclosures:**

RedTree's internal accounting system is used as the source of the market value of this account. Although obtained from a source believed to be reliable, we cannot guarantee its accuracy. You should review all account statements provided by the custodian and compare with the statements provided by RedTree.

Questions? Call 888.596.2293 or email [info@redtreeinv.com](mailto:info@redtreeinv.com)

**Purchase and Sale**  
**Medina City School District**  
**US Bank Custodian Acct Ending x70982**  
 From 07-01-18 Through 07-31-18

Trade Date	Settle Date	Quantity	Security	Unit Price	Amount
<b>PURCHASES</b>					
07-27-2018	07-30-2018	1,320,000	US Treasury Bill 0.000% Due 01-24-19	98.95	1,306,114.51
					<u>1,306,114.51</u>
<b>SALES</b>					
07-27-2018	07-27-2018	1,270,000	Federal Home Ln Mtg 1.000% Due 07-27-18	100.00	1,270,000.00
					<u>1,270,000.00</u>

**Disclosures:**

RedTree's internal accounting system is used as the source of the market value of this account. Although obtained from a source believed to be reliable, we cannot guarantee its accuracy. You should review all account statements provided by the custodian and compare with the statements provided by RedTree.

Questions? Call 888.596.2293 or email [info@redtreeinv.com](mailto:info@redtreeinv.com)

**Realized Gains/Losses**  
**Medina City School District**  
**US Bank Custodian Acct Ending x70982**  
 From 07-01-18 Through 07-31-18

Open Date	Close Date	Quantity	Security	Cost Basis	Proceeds	Gain Or Loss	
						Short Term	Long Term
07-27-2016	07-27-2018	1,270,000	Federal Home Ln Mtg 1.000% Due 07-27-18	1,270,000.00	1,270,000.00		0.00
TOTAL GAINS						0.00	0.00
TOTAL LOSSES						0.00	0.00
TOTAL REALIZED GAIN/LOSS						0.00	0.00

**Disclosures:**

RedTree's internal accounting system is used as the source of the market value of this account. Although obtained from a source believed to be reliable, we cannot guarantee its accuracy. You should review all account statements provided by the custodian and compare with the statements provided by RedTree.

Questions? Call 888.596.2293 or email [info@redtreeinv.com](mailto:info@redtreeinv.com)

ENV# CEBFWNHFBBLJVC\_BBBBB  
FIFTH THIRD SECURITIES, INC.  
MD 1MOB2A  
5050 KINGSLEY DRIVE  
CINCINNATI, OH 45263

MEDINA CITY SCHOOLS  
DAVID CHAMBERS  
739 WEYMOUTH RD  
MEDINA OH 44256



---

**STATEMENT FOR THE PERIOD JULY 1, 2018 TO JULY 31, 2018**

MEDINA CITY SCHOOLS - Corporation  
Account Number [REDACTED]

---

**For questions about your accounts:**  
Local: 614 744 5496  
National: 800 228 8852

**By the courtesy of:**  
LEE/CARTER/SAVAGE

---

**TOTAL VALUE OF YOUR PORTFOLIO** **\$9,599,170.51**

---

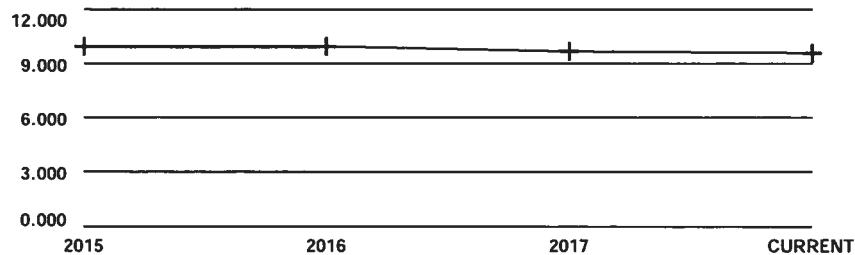
**FOR YOUR INFORMATION**

Fifth Third Securities, Inc. Investments offered through Fifth Third Securities, Inc., member  
FINRA/SIPC

---

**CHANGE IN VALUE OF YOUR PORTFOLIO**

*\$ millions*



*Change In Value Of Your Portfolio* information can be found in Miscellaneous Footnotes at the end of this statement.

Account carried with National Financial Services LLC, Member  
NYSE, SIPC

**Fifth Third Securities, Inc.**

MN\_CEBFWNHFBBLJVC\_BBBBB 20180731

Statement for the Period July 1, 2018 to July 31, 2018

MEDINA CITY SCHOOLS - Corporation

Account Number: [REDACTED]



## Account Overview

CHANGE IN ACCOUNT VALUE	Current Period	Year-to-Date
BEGINNING VALUE	\$9,597,189.70	\$9,690,786.57
Additions and Withdrawals	(\$7,918.36)	(\$94,863.31)
Income	\$7,918.36	\$95,156.83
Taxes, Fees and Expenses	\$0.00	\$0.00
Change in Value	\$1,980.81	(\$91,909.58)
ENDING VALUE (AS OF 07/31/18)	\$9,599,170.51	\$9,599,170.51

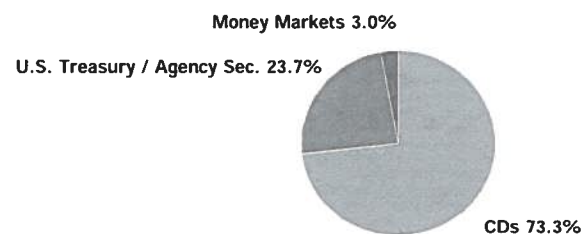
Refer to Miscellaneous Footnotes for more information on Change in Value.

### INCOME

TAXABLE	Current Period	Year-to-Date
Taxable Dividends	\$57.86	\$3,198.82
Taxable Interest	\$7,860.50	\$91,958.01
TOTAL TAXABLE	\$7,918.36	\$95,156.83
TOTAL INCOME	\$7,918.36	\$95,156.83

Taxable income is determined based on information available to NFS at the time the statement was prepared, and is subject to change. Final information on taxation of interest and dividends is available on Form 1099-Div, which is mailed in February of the subsequent year.

### ACCOUNT ALLOCATION



	Percent	Prior Period	Current Period
Money Markets	3.0 %	\$38,139.24	\$286,139.24
CDs	73.3	\$7,279,566.46	\$7,039,983.27
U.S. Treasury / Agency Sec.	23.7	\$2,279,484.00	\$2,273,048.00
TOTAL	100.0 %	\$9,597,189.70	\$9,599,170.51

**Account Allocation** shows the percentage that each asset class represents of your total account value. Account Allocation for equities, fixed income, and other categories may include mutual funds and may be net of short positions. NFS has made assumptions concerning how certain mutual funds are allocated. Closed-end mutual funds and Exchange Traded Products (ETPs) listed on an exchange may be included in the equity allocation. The chart may not reflect your actual portfolio allocation. Consult your broker/dealer prior to making investment decisions.



Statement for the Period July 1, 2018 to July 31, 2018

MEDINA CITY SCHOOLS - Corporation

Account Number: [REDACTED]



## Account Overview *continued*

---

### MESSAGES AND ALERTS

Customers wishing to learn more about their investment professional can contact the FINRA BrokerCheck Hotline Number at 1-800-289-9999 or visit the FINRA Regulation website [www.finra.org](http://www.finra.org). Customers can also obtain an investor brochure that includes information describing the FINRA BrokerCheck program by contacting Brokerage Operations 1-888-889-1025.

Fifth Third Securities reminds you to please promptly report any inaccuracies or discrepancies in your account to Brokerage Operations by calling 1-888-889-1025. Please reconfirm any oral communications in writing to your Investment Professional to further protect your rights under the Securities Investor Protection Act SIPA.

Please note that the FDIC insured deposit at Fifth Third Bank under the Fifth Third BD Program is not covered by SIPC. The FDIC insured deposit is eligible for FDIC insurance subject to FDIC coverage limits at the time funds are deposited at Fifth Third Bank. As referenced in the Fifth Third BD Program disclosure document, clients are responsible for monitoring their total assets at Fifth Third Bank to determine the extent of available FDIC coverage.

Customers wishing to learn more about how an order is routed or executed should notify their investment professional in writing. Pursuant to SEC rules, customers can request details on the identity of the venue to which their orders were routed for execution. A written report will be furnished upon request. To learn more about how your order is routed online, please visit <https://www.53.com/investments>.

Statement for the Period July 1, 2018 to July 31, 2018

MEDINA CITY SCHOOLS - Corporation

Account Number: [REDACTED]



## Holdings

NFS-provided cost basis, realized gain (loss) and holding period information may not reflect all adjustments necessary for tax purposes. Please refer to Footnotes and Cost Basis Information at the end of this statement for more information.

For additional information regarding your holdings, please refer to the footnotes at the end of the statement.

### CASH AND CASH EQUIVALENTS - 2.98% of Total Account Value

Description	Symbol/Cusip Account Type	Quantity	Price on 07/31/18	Current Market Value	Estimated Annual Income
<b>Money Markets</b>					
FEDERATED TREASURY OBLIGATIONS IS	TOIXX	286,139.24	\$1.00	\$286,139.24	
7 DAY YIELD 1.78%	CASH				
Dividend Option Cash					
Capital Gain Option Cash					
<b>Total Cash and Cash Equivalents</b>				<b>\$286,139.24</b>	

Statement for the Period July 1, 2018 to July 31, 2018

MEDINA CITY SCHOOLS - Corporation  
Account Number: [REDACTED]



**HOLDINGS > FIXED INCOME - 97.02% of Total Account Value**

**ALERT:** You have a fixed income position due to mature within the next 90 days.

For an explanation of fixed income pricing, please see the last page. Redemption schedule(s), bond rating(s), and other information are provided where available. If information does not appear regarding a particular investment, it is not available. The ratings on this statement are provided by Standard & Poor's and/or Moody's to rate the quality based on the respective rating agency's assessment. Ratings information from Standard & Poor's ("S&P") may not be reproduced. S&P credit ratings are statements of opinion and are not statements of fact or recommendations to purchase, hold, or sell securities, nor do they address the suitability of securities for investment purposes, and should not be relied on as investment advice. S&P does not guarantee the accuracy, completeness, timeliness or availability of any information, including ratings, and is not responsible for errors or omissions (negligent or otherwise). S&P gives no express or implied warranties, including but not limited to any warranties of merchantability or fitness for a particular purpose or use. S&P shall not be liable for any direct, indirect, incidental, exemplary, compensatory, punitive, special or consequential damages, costs, expenses, legal fees, or losses (including lost income or profits and opportunity costs) in connection with any use of ratings.

Description	Symbol/Cusip Account Type	Quantity	Estimated Price on 07/31/18	Estimated Current Market Value	Estimated Annual Income	Original/Adjusted Cost Basis	Unrealized Gain (Loss)
-------------	------------------------------	----------	-----------------------------------	--------------------------------------	----------------------------	---------------------------------	---------------------------

**CDs**

Certificates of Deposit (CDs), including Market Indexed CDs and Market Linked CDs (collectively, MCDs) are generally shown at estimated market prices based upon a matrix or model pricing method that may not represent the actual price if sold prior to maturity. However, CDs and MCDs may be shown at face value for up to seven calendar days from date of issue if estimated market prices have not been received from a third party pricing vendor. The actual value of CDs and MCDs may be different from their purchase price. CDs and MCDs are subject to interest rate risk. The estimated market price reflected for MCDs may not be based on the actual closing value of the linked market index on the final maturity date and the market value of MCDs may not correspond directly to increases or decreases in the underlying linked market index. You may sell CDs or MCDs in the secondary market subject to market conditions. The secondary market for CDs and MCDs is generally illiquid. If sold prior to maturity, the value of MCDs may be less than the purchase amount or face value. The sale or redemption of any fixed income security prior to maturity may result in a substantial gain or loss, and an early withdrawal penalty may apply. Certain MCDs may only be redeemed on pre-specified liquidation dates and may have call features that allow the issuer to call the MCD prior to maturity. Certain Step Rate CDs are also subject to reinvestment risk if call provisions are exercised by the issuer and if a CD with a comparable rate is not available.

See sales materials or contact your broker/dealer for additional information.

<b>ORIENTAL B&amp;T SAN JUAN PR CD 1.30000%</b> 08/10/2018 FDIC INSURED CPN PMT SEMI-ANNUAL ON AUG 10, FEB 10 Next Interest Payable: 08/10/18 Estimated Yield 1.30% Accrued Interest \$1519.25 Average Unit Cost \$1.00 Adjusted Cost Basis	686184WR9 CASH	248,000	\$0.9999	\$247,975.20	\$3,224.00	\$248,000.00	
						\$248,000.00	D (\$24.80)
<b>FIRST FINL NORTHWEST BK RENTON CD</b> 1.15000% 08/20/2018 FDIC INSURED CPN PMT MONTHLY Next Interest Payable: 08/20/18 Estimated Yield 1.15% Accrued Interest \$101.58 Average Unit Cost \$1.00 Adjusted Cost Basis	32022MAG3 CASH	248,000	\$0.99963	\$247,908.24	\$2,852.00	\$248,000.00	
						\$248,000.00	D (\$91.76)
<b>MB FINL BK NA CHIC. IL CD 1.30000%</b> 02/08/2019 FDIC INSURED CPN PMT MONTHLY	55266CUM6 CASH	250,000	\$0.99601	\$249,002.50	\$3,250.00	\$250,000.00	

Fifth Third Securities, Inc.

Account carried with National Financial Services LLC, Member  
NYSE, SIPC

MN\_CEBFWNHFBBLJVC\_BBBBB 20180731

Statement for the Period July 1, 2018 to July 31, 2018

MEDINA CITY SCHOOLS - Corporation

Account Number [REDACTED]



**HOLDINGS > FIXED INCOME** *continued*

Description	Symbol/Cusip Account Type	Quantity	Estimated Price on 07/31/18	Estimated Current Market Value	Estimated Annual Income	Original/Adjusted Cost Basis	Unrealized Gain (Loss)
<b>MB FINL BK NA CHIC. IL CD 1.30000%</b>	55266CUM6	<b>continued</b>					
Next Interest Payable: 08/08/18							
Estimated Yield 1.30%							
Accrued Interest \$213.70							
Average Unit Cost \$1.00							
Adjusted Cost Basis						\$250,000.00 D	(\$997.50)
<b>HARBORONE BK BROCKTON MA CD 1.40000%</b>	41166HAQ9	250,000	\$0.99618	\$249,045.00	\$3,500.00	\$250,000.00	
02/21/2019 FDIC INSURED	CASH						
CPN PMT MONTHLY							
Next Interest Payable: 08/21/18							
CALLABLE ON 08/21/2018 @ 100.0000							
Estimated Yield 1.40%							
Accrued Interest \$105.48							
Average Unit Cost \$1.00							
Adjusted Cost Basis						\$250,000.00 D	(\$955.00)
<b>WOORI AMER BK NEW YORK N Y CD 1.30000%</b>	981059AW8	250,000	\$0.99556	\$248,890.00	\$3,250.00	\$250,000.00	
02/24/2019 FDIC INSURED	CASH						
CPN PMT SEMI-ANNUAL							
ON AUG 24, FEB 24							
Next Interest Payable: 08/24/18							
Estimated Yield 1.30%							
Accrued Interest \$1406.85							
Average Unit Cost \$1.00							
Adjusted Cost Basis						\$250,000.00 D	(\$1,110.00)
<b>TRADITION CAP BK EDINA MINN CD 1.35000%</b>	89269FCP8	250,000	\$0.99374	\$248,435.00	\$3,375.00	\$250,000.00	
04/30/2019 FDIC INSURED	CASH						
CPN PMT MONTHLY							
Next Interest Payable: 08/31/18							
Estimated Yield 1.35%							
Accrued Interest \$36.99							
Average Unit Cost \$1.00							
Adjusted Cost Basis						\$250,000.00 D	(\$1,565.00)
<b>CAPITAL BK LITTLE ROCK CD 1.40000%</b>	139797FV1	250,000	\$0.99346	\$248,365.00	\$3,500.00	\$250,000.00	
05/17/2019 FDIC INSURED	CASH						
CPN PMT MONTHLY							
Next Interest Payable: 08/17/18							
Estimated Yield 1.40%							
Accrued Interest \$143.84							

Fifth Third Securities, Inc.

MN\_CEBFWNHFBBLJVC\_BBBBB 20180731

Account carried with National Financial Services LLC, Member  
NYSE, SIPC

Statement for the Period July 1, 2018 to July 31, 2018

MEDINA CITY SCHOOLS - Corporation

Account Number: [REDACTED]



**HOLDINGS > FIXED INCOME** *continued*

Description	Symbol/Cusip Account Type	Quantity	Estimated Price on 07/31/18	Estimated Current Market Value	Estimated Annual Income	Original/Adjusted Cost Basis	Unrealized Gain (Loss)
<b>CAPITAL BK LITTLE ROCK CD 1.40000%</b>	139797FV1	<i>continued</i>					
Average Unit Cost \$1.00							
Adjusted Cost Basis						\$250,000.00 D	(\$1,635.00)
<b>FIFTH THIRD BK CINCINNATI STN CD</b>	316777WA5	245,000	\$0.99986	\$244,965.70		\$245,000.00	
2.25000% 05/30/2019 FDIC INSURED	CASH						
CPN PMT @ MATURITY							
ON MAY 30							
1ST CPN DTE 05/30/2019							
Accrued Interest \$951.47							
Average Unit Cost \$1.00							
Adjusted Cost Basis						\$245,000.00 D	(\$34.30)
<b>STATE BK INDIA NEW YORK NY CD 1.60000%</b>	856285CB5	250,000	\$0.99362	\$248,405.00	\$4,000.00	\$250,000.00	
06/24/2019 FDIC INSURED	CASH						
CPN PMT SEMI-ANNUAL							
ON DEC 23, JUN 23							
Next Interest Payable: 12/23/18							
Estimated Yield 1.61%							
Accrued Interest \$427.40							
Average Unit Cost \$1.00							
Adjusted Cost Basis						\$250,000.00 D	(\$1,595.00)
<b>FIRST CENTY BK TAZEWEILL TENN CD 1.50000%</b>	319428AB4	250,000	\$0.99077	\$247,692.50	\$3,750.00	\$250,000.00	
08/09/2019 FDIC INSURED	CASH						
CPN PMT MONTHLY							
Next Interest Payable: 08/10/18							
Estimated Yield 1.51%							
Accrued Interest \$226.03							
Average Unit Cost \$1.00							
Adjusted Cost Basis						\$250,000.00 D	(\$2,307.50)
<b>SUMMIT CMNTY BK MOOREFIELD WV CD</b>	86604XLJ3	250,000	\$0.98676	\$246,690.00	\$3,625.00	\$250,000.00	
1.45000% 11/08/2019 FDIC INSURED	CASH						
CPN PMT MONTHLY							
Next Interest Payable: 08/08/18							
Estimated Yield 1.46%							
Accrued Interest \$238.36							
Average Unit Cost \$1.00							
Adjusted Cost Basis						\$250,000.00 D	(\$3,310.00)
<b>YADKIN VY BK &amp; TR CO ELKIN N C CD</b>	984308ET9	250,000	\$0.9841	\$246,025.00	\$3,750.00	\$250,000.00	

Fifth Third Securities, Inc.

MN\_CEBFWNHFBBLJVC\_BBBBB 20180731

Account carried with National Financial Services LLC, Member  
NYSE, SIPC

Statement for the Period July 1, 2018 to July 31, 2018

MEDINA CITY SCHOOLS - Corporation  
Account Number: [REDACTED]



**HOLDINGS > FIXED INCOME** *continued*

Description	Symbol/Cusip Account Type	Quantity	Estimated Price on 07/31/18	Estimated Current Market Value	Estimated Annual Income	Original/Adjusted Cost Basis	Unrealized Gain (Loss)
<b>YADKIN VY BK &amp; TR CO ELKIN N C CD</b> 1.50000% 01/24/2020 FDIC INSURED CPN PMT MONTHLY Next Interest Payable: 08/25/18 Estimated Yield 1.52% Accrued Interest \$71.92 Average Unit Cost \$1.00 Adjusted Cost Basis	984308ET9 CASH	<i>continued</i>				\$250,000.00 D	(\$3,975.00)
<b>WORLDS FOREMOST BK SYDNEY NEB CD</b> 1.75000% 01/27/2020 FDIC INSURED CPN PMT MONTHLY Next Interest Payable: 08/26/18 Estimated Yield 1.77% Accrued Interest \$57.53 Average Unit Cost \$1.00 Adjusted Cost Basis	981571CX8 CASH	200,000	\$0.98765	\$197,530.00	\$3,500.00	\$200,000.00 D	(\$2,470.00)
<b>WELLS FARGO BANK NATL ASSN CD 1.75000%</b> 02/03/2020 FDIC INSURED CPN PMT MONTHLY Next Interest Payable: 08/01/18 Estimated Yield 1.77% Accrued Interest \$371.58 Average Unit Cost \$1.00 Adjusted Cost Basis	949763EG7 CASH	250,000	\$0.98741	\$246,852.50	\$4,375.00	\$250,000.00 D	(\$3,147.50)
<b>TIAA FSB JACKSONVILLE FLA 1.95000%</b> 11/23/2020 CD FDIC INSURED CPN PMT SEMI-ANNUAL ON MAY 21, NOV 21 Next Interest Payable: 11/21/18 Estimated Yield 1.99% Accrued Interest \$950.10 Average Unit Cost \$1.00 Adjusted Cost Basis	87270LAW3 CASH	247,000	\$0.97976	\$242,000.72	\$4,816.50	\$247,000.00 D	(\$4,999.28)
<b>ALLY BK MIDVALE UTAH CD 2.50000%</b> 02/01/2021 FDIC INSURED CPN PMT SEMI-ANNUAL ON AUG 01, FEB 01 1ST CPN DTE 08/01/2018	02007GAU7 CASH	245,000	\$0.99053	\$242,679.85	\$6,125.00	\$245,000.00	

Fifth Third Securities, Inc.

MN\_CEBFWNHFBBLJVC\_BBBBB 20180731

Account carried with National Financial Services LLC, Member  
NYSE, SIPC

Statement for the Period July 1, 2018 to July 31, 2018

MEDINA CITY SCHOOLS - Corporation

Account Number [REDACTED]



**HOLDINGS > FIXED INCOME** *continued*

Description	Symbol/Cusip Account Type	Quantity	Estimated Price on 07/31/18	Estimated Current Market Value	Estimated Annual Income	Original/Adjusted Cost Basis	Unrealized Gain (Loss)
<b>ALLY BK MIDVALE UTAH CD 2.50000%</b>	02007GAU7	<i>continued</i>					
Next Interest Payable: 08/01/18							
Estimated Yield 2.52%							
Accrued Interest \$3037.33							
Average Unit Cost \$1.00							
Adjusted Cost Basis						\$245,000.00 D	(\$2,320.15)
<b>PRIME ALLIANCE BK UTAH CD 2.30000%</b>	74160NFW5	245,000	\$0.9844	\$241,178.00	\$5,635.00	\$245,000.00	
03/15/2021 FDIC INSURED	CASH						
CPN PMT MONTHLY							
Next Interest Payable: 08/13/18							
Estimated Yield 2.33%							
Accrued Interest \$293.33							
Average Unit Cost \$1.00							
Adjusted Cost Basis						\$245,000.00 D	(\$3,822.00)
<b>CAPITAL ONE BK USA NATL ASSN CD 2.25000%</b>	1404202B5	245,000	\$0.9742	\$238,679.00	\$5,512.50	\$243,858.30	
04/19/2021 FDIC INSURED	CASH						
CPN PMT SEMI-ANNUAL							
ON OCT 19, APR 19							
Next Interest Payable: 10/19/18							
Estimated Yield 2.31%							
Accrued Interest \$1570.68							
Average Unit Cost \$1.00							
Adjusted Cost Basis						\$243,858.30 D	(\$5,179.30)
<b>THIRD FED SVGS &amp; LN ASSN OF CD 2.50000%</b>	88413QBZ0	245,000	\$0.98769	\$241,984.05	\$6,125.00	\$245,000.00	
05/28/2021 FDIC INSURED	CASH						
CPN PMT SEMI-ANNUAL							
ON AUG 28, FEB 28							
1ST CPN DTE 08/28/2018							
Next Interest Payable: 08/28/18							
Estimated Yield 2.53%							
Accrued Interest \$2584.25							
Average Unit Cost \$1.00							
Adjusted Cost Basis						\$245,000.00 D	(\$3,015.95)
<b>KS STATEBANK MANHATTAN KS CD 2.50000%</b>	50116CBX6	245,000	\$0.98696	\$241,805.20	\$6,125.00	\$245,000.00	
06/21/2021 FDIC INSURED	CASH						
CPN PMT MONTHLY							
Next Interest Payable: 08/21/18							
Estimated Yield 2.53%							

Fifth Third Securities, Inc.

MN\_CEBFWNHFBBLJVC\_BBBBB 20180731

Account carried with National Financial Services LLC, Member  
NYSE, SIPC



Statement for the Period July 1, 2018 to July 31, 2018

MEDINA CITY SCHOOLS - Corporation  
Account Number [REDACTED]



**HOLDINGS > FIXED INCOME** *continued*

Description	Symbol/Cusip Account Type	Quantity	Estimated Price on 07/31/18	Estimated Current Market Value	Estimated Annual Income	Original/Adjusted Cost Basis	Unrealized Gain (Loss)
<b>KS STATEBANK MANHATTAN KS CD 2.50000%</b>	50116CBX6	<i>continued</i>					
Accrued Interest \$184.59							
Average Unit Cost \$1.00							
Adjusted Cost Basis						\$245,000.00 D	(\$3,194.80)
<b>FIRST CHOICE BK CERRITOS CALIF CD</b>	319461BJ7	250,000	\$0.9753	\$243,825.00	\$3,750.00	\$250,000.00	
1.50000% 06/30/2021 FDIC INSURED	CASH						
CPN PMT MONTHLY							
Next Interest Payable: 08/30/18							
CALLABLE ON 08/30/2018 @ 100.0000							
STEP COUPON							
RESET FREQUENCY TERM MODE							
NEXT RESET 06/29/2019 @ 2.25000							
Estimated Yield 1.53%							
Accrued Interest \$10.27							
Average Unit Cost \$1.00							
Adjusted Cost Basis						\$250,000.00 D	(\$6,175.00)
<b>NORTHPOINTE BK GRAND RAPIDS MI CD</b>	666613GN8	245,000	\$0.98761	\$241,964.45	\$6,247.50	\$245,000.00	
2.55000% 07/19/2021 FDIC INSURED	CASH						
CPN PMT MONTHLY							
Next Interest Payable: 08/19/18							
Estimated Yield 2.58%							
Accrued Interest \$222.51							
Average Unit Cost \$1.00							
Adjusted Cost Basis						\$245,000.00 D	(\$3,035.55)
<b>SECURITY FED BK AIKEN S C CD 2.40000%</b>	81423LCE0	245,000	\$0.98279	\$240,783.55	\$5,880.00	\$245,000.00	
08/09/2021 FDIC INSURED	CASH						
CPN PMT MONTHLY							
Next Interest Payable: 08/07/18							
CALLABLE ON 08/07/2018 @ 100.0000							
Estimated Yield 2.44%							
Accrued Interest \$402.74							
Average Unit Cost \$1.00							
Adjusted Cost Basis						\$245,000.00 D	(\$4,216.45)
<b>FIRSTTRUST SVGS BK PA CD 2.55000%</b>	337630BJ5	245,000	\$0.98629	\$241,641.05	\$6,247.50	\$245,000.00	
09/13/2021 FDIC INSURED	CASH						
CPN PMT MONTHLY							
Next Interest Payable: 08/12/18							
Estimated Yield 2.58%							

Fifth Third Securities, Inc.

Account carried with National Financial Services LLC, Member  
NYSE, SIPC

MN\_CEBFWNHFBBLJVC\_BBBBB 20180731

Statement for the Period July 1, 2018 to July 31, 2018

MEDINA CITY SCHOOLS - Corporation

Account Number: [REDACTED]



HOLDINGS > FIXED INCOME *continued*

Description	Symbol/Cusip Account Type	Quantity	Estimated Price on 07/31/18	Estimated Current Market Value	Estimated Annual Income	Original/Adjusted Cost Basis	Unrealized Gain (Loss)
<b>FIRSTRUST SVGS BK PA CD 2.55000%</b>	337630BJ5	<i>continued</i>					
Accrued Interest \$342.33							
Average Unit Cost \$1.00							
Adjusted Cost Basis						\$245,000.00 D	(\$3,358.95)
<b>MEDALLION BK UTAH CD 2.45000% 02/16/2022</b>	58404DBD2	245,000	\$0.97905	\$239,867.25	\$6,002.50	\$245,000.00	
FDIC INSURED	CASH						
CPN PMT MONTHLY							
Next Interest Payable: 08/16/18							
Estimated Yield 2.50%							
Accrued Interest \$263.12							
Average Unit Cost \$1.00							
Adjusted Cost Basis						\$245,000.00 D	(\$5,132.75)
<b>HSBC BK USA N A MC LEAN VA CD 1.75000%</b>	40434YFM4	250,000	\$0.9872	\$246,800.00	\$4,375.00	\$250,000.00	
02/17/2022 FDIC INSURED	CASH						
CPN PMT QUARTERLY							
ON MAY 17, AUG 17, NOV 17, FEB 17							
Next Interest Payable: 08/17/18							
CALLABLE ON 02/17/2019 @ 100.0000							
STEP COUPON							
RESET FREQUENCY TERM MODE							
NEXT RESET 02/17/2019 @ 2.30000							
Estimated Yield 1.77%							
Accrued Interest \$898.97							
Average Unit Cost \$1.00							
Adjusted Cost Basis						\$250,000.00 D	(\$3,200.00)
<b>NORTHFIELD BK STATEN ISLAND NY CD</b>	66612ACG1	245,000	\$0.97899	\$239,852.55	\$6,002.50	\$245,000.00	
2.45000% 02/22/2022 FDIC INSURED	CASH						
CPN PMT SEMI-ANNUAL							
ON AUG 21, FEB 21							
1ST CPN DTE 08/21/2018							
Next Interest Payable: 08/21/18							
Estimated Yield 2.50%							
Accrued Interest \$2647.68							
Average Unit Cost \$1.00							
Adjusted Cost Basis						\$245,000.00 D	(\$5,147.45)
<b>JPMORGAN CHASE BK CD 2.00000% 08/16/2022</b>	48126YDE0	248,000	\$0.97251	\$241,182.48	\$4,960.00	\$248,000.00	
FDIC INSURED	CASH						
CPN PMT SEMI-ANNUAL							

Fifth Third Securities, Inc.

MN\_CEBFWNHFBBLJVC\_BBBBB 20180731

Account carried with National Financial Services LLC. Member  
NYSE, SIPC

Statement for the Period July 1, 2018 to July 31, 2018

MEDINA CITY SCHOOLS - Corporation

Account Number: [REDACTED]



**HOLDINGS > FIXED INCOME** *continued*

Description	Symbol/Cusip Account Type	Quantity	Estimated Price on 07/31/18	Estimated Current Market Value	Estimated Annual Income	Original/Adjusted Cost Basis	Unrealized Gain (Loss)
<b>JPMORGAN CHASE BK CD 2.00000% 08/16/2022</b> 48126YDE0 <i>continued</i>							
ON FEB 16, AUG 16							
Next Interest Payable: 08/16/18							
CALLABLE ON 08/16/2018 @ 100.0000							
STEP COUPON							
RESET FREQUENCY TERM MODE							
NEXT RESET 08/16/2021 @ 4.00000							
Estimated Yield 2.05%							
Accrued Interest \$2242.19							
Average Unit Cost \$1.00							
Adjusted Cost Basis						\$248,000.00 D	(\$6,817.52)
<b>FIRST ST BK DEQUEEN ARK CD 1.75000%</b>	336460CJ7	248,000	\$0.95951	\$237,958.48	\$4,340.00	\$248,000.00	
08/31/2022 FDIC INSURED CASH							
CPN PMT MONTHLY							
Next Interest Payable: 08/31/18							
CALLABLE ON 08/31/2018 @ 100.0000							
STEP COUPON							
RESET FREQUENCY TERM MODE							
NEXT RESET 08/31/2019 @ 2.00000							
Estimated Yield 1.82%							
Average Unit Cost \$1.00							
Adjusted Cost Basis						\$248,000.00 D	(\$10,041.52)
<b>Total CDs</b>		<b>7,134,000</b>		<b>\$7,039,983.27</b>	<b>\$128,095.00</b>	<b>\$7,132,858.30</b>	<b>(\$92,875.03)</b>
<b>U.S. Treasury / Agency Securities</b>							
<b>FEDERAL HOME LOAN BANKS BOND 2.15000%</b>	3130ADEZ1	400,000	\$98.679	\$394,716.00	\$8,600.00	\$399,416.00	
08/07/2020 CASH							
MOODY'S Aaa /S&P AA+							
CPN PMT SEMI-ANNUAL							
ON AUG 07, FEB 07							
1ST CPN DTE 08/07/2018							
Next Interest Payable: 08/07/18							
CALLABLE ON 08/07/2018 @ 100.0000							
Accrued Interest \$4156.67							
Average Unit Cost \$99.85							
Adjusted Cost Basis						\$399,416.00 D	(\$4,700.00)
<b>FEDERAL HOME LN MTG CORP MTN 2.65000%</b>	3134GSEG6	700,000	\$99.199	\$694,393.00	\$18,550.00	\$700,000.00	
11/24/2021 CASH							

Fifth Third Securities, Inc.

Account carried with National Financial Services LLC. Member  
NYSE, SIPC

MN\_CEBFWNHFBBLJVC\_BBBBB 20180731

Statement for the Period July 1, 2018 to July 31, 2018

MEDINA CITY SCHOOLS - Corporation  
Account Number: [REDACTED]



**HOLDINGS > FIXED INCOME** *continued*

Description	Symbol/Cusip Account Type	Quantity	Estimated Price on 07/31/18	Estimated Current Market Value	Estimated Annual Income	Original/Adjusted Cost Basis	Unrealized Gain (Loss)
<b>FEDERAL HOME LN MTG CORP MTN 2.65000%</b>	3134GSEG6	<i>continued</i>					
MOODY'S Aaa /S&P AA+							
CPN PMT SEMI-ANNUAL							
ON MAY 24, NOV 24							
Next Interest Payable: 11/24/18							
CALLABLE ON 08/24/2018 @ 100.0000							
Accrued Interest \$3452.36							
Average Unit Cost \$100.00							
Adjusted Cost Basis						\$700,000.00 D	(\$5,607.00)
<b>FEDERAL HOME LN MTG CORP MTN 2.35000%</b>	3134GBCW0	700,000	\$98.032	\$686,224.00	\$16,450.00	\$693,189.00	
03/29/2022	CASH						
MOODY'S Aaa /S&P AA+							
CPN PMT SEMI-ANNUAL							
ON SEP 29, MAR 29							
Next Interest Payable: 09/29/18							
CALLABLE ON 09/29/2018 @ 100.0000							
Accrued Interest \$5574.72							
Average Unit Cost \$99.03							
Adjusted Cost Basis						\$693,189.00 D	(\$6,965.00)
<b>FEDERAL HOME LOAN BANKS BOND 2.00000%</b>	3130ADGG1	500,000	\$99.543	\$497,715.00	\$10,000.00	\$500,000.00	
02/15/2023	CASH						
MOODY'S Aaa /S&P AA+							
CPN PMT SEMI-ANNUAL							
ON AUG 15, FEB 15							
1ST CPN DTE 08/15/2018							
Next Interest Payable: 08/15/18							
CALLABLE ON 02/15/2019 @ 100.0000							
STEP COUPON							
RESET FREQUENCY TERM MODE							
NEXT RESET 02/15/2019 @ 3.00000							
Accrued Interest \$4611.11							
Average Unit Cost \$100.00							
Adjusted Cost Basis						\$500,000.00 D	(\$2,285.00)
<b>Total U.S. Treasury / Agency Securities</b>		<b>2,300,000</b>		<b>\$2,273,048.00</b>	<b>\$53,600.00</b>	<b>\$2,292,605.00</b>	<b>(\$19,557.00)</b>
<b>Total Fixed Income</b>		<b>9,434,000</b>		<b>\$9,313,031.27</b>	<b>\$181,695.00</b>	<b>\$9,425,463.30</b>	<b>(\$112,432.03)</b>
<b>Total Securities</b>				<b>\$9,313,031.27</b>	<b>\$181,695.00</b>	<b>\$9,425,463.30</b>	<b>(\$112,432.03)</b>

Fifth Third Securities, Inc.

Account carried with National Financial Services LLC, Member  
NYSE, SIPC

MN\_CEBFWNHFBBLJVC\_BBBBB 20180731

Statement for the Period July 1, 2018 to July 31, 2018

MEDINA CITY SCHOOLS - Corporation  
Account Number: [REDACTED]



**HOLDINGS >** *continued*

<b>TOTAL PORTFOLIO VALUE</b>	\$9,599,170.51	\$181,695.00	\$9,425,463.30	(\$112,432.03)
------------------------------	----------------	--------------	----------------	----------------

## Activity

NFS-provided cost basis, realized gain (loss) and holding period information may not reflect all adjustments necessary for tax purposes. Please refer to Footnotes and Cost Basis Information at the end of this statement for more information.

**PURCHASES, SALES, AND REDEMPTIONS**

Settlement Date	Account Type	Transaction	Description	Quantity	Amount	Total Cost Basis	Realized Gain (Loss)
<b>Redemptions</b>							
07/30/18	CASH	REDEEMED	FIRSTBANK PR SANTURCE CD 1.35000% 07/30/2018 REDEMPTION PAYOUT #REOR R0060157310000 Adjusted Cost Basis	(248,000)	\$248,000.00	\$248,000.00	
<b>Total Redemptions</b>						\$248,000.00	D

**ACTIVITY > CORE FUND ACTIVITY**

Settlement Date	Account Type	Transaction	Description	Quantity	Amount
07/02/18	CASH	YOU BOUGHT	FEDERATED TREASURY OBLIGATIONS IS @ 1	1,370.05	(\$1,370.05)
07/09/18	CASH	YOU BOUGHT	FEDERATED TREASURY OBLIGATIONS IS @ 1	1,048.36	(\$1,048.36)
07/10/18	CASH	YOU BOUGHT	FEDERATED TREASURY OBLIGATIONS IS @ 1	308.22	(\$308.22)
07/12/18	CASH	YOU BOUGHT	FEDERATED TREASURY OBLIGATIONS IS @ 1	513.49	(\$513.49)

Fifth Third Securities, Inc.

MN\_CEBFWNHFBBLJVC\_BBBBB 20180731

Account carried with National Financial Services LLC, Member  
NYSE, SIPC

Statement for the Period July 1, 2018 to July 31, 2018

MEDINA CITY SCHOOLS - Corporation

Account Number: [REDACTED]



ACTIVITY> CORE FUND ACTIVITY *continued*

Settlement Date	Account Type	Transaction	Description	Quantity	Amount
07/13/18	CASH	YOU BOUGHT	FEDERATED TREASURY OBLIGATIONS IS @ 1	463.15	(\$463.15)
07/16/18	CASH	YOU BOUGHT	FEDERATED TREASURY OBLIGATIONS IS @ 1	493.36	(\$493.36)
07/17/18	CASH	YOU BOUGHT	FEDERATED TREASURY OBLIGATIONS IS @ 1	287.67	(\$287.67)
07/19/18	CASH	YOU BOUGHT	FEDERATED TREASURY OBLIGATIONS IS @ 1	747.9	(\$747.90)
07/23/18	CASH	YOU BOUGHT	FEDERATED TREASURY OBLIGATIONS IS @ 1	791.09	(\$791.09)
07/25/18	CASH	YOU BOUGHT	FEDERATED TREASURY OBLIGATIONS IS @ 1	308.22	(\$308.22)
07/26/18	CASH	YOU BOUGHT	FEDERATED TREASURY OBLIGATIONS IS @ 1	287.67	(\$287.67)
07/30/18	CASH	YOU BOUGHT	FEDERATED TREASURY OBLIGATIONS IS @ 1	248,359.59	(\$248,359.59)
07/31/18	CASH	YOU SOLD	FEDERATED TREASURY OBLIGATIONS IS @ 1	(6,978.77)	\$6,978.77
<b>TOTAL CORE FUND ACTIVITY</b>					<b>(\$248,000.00)</b>

Fifth Third Securities, Inc.

MN\_CEBFWNHFBBLJVC\_BBBBB 20180731

Account carried with National Financial Services LLC, Member NYSE, SIPC

Statement for the Period July 1, 2018 to July 31, 2018

MEDINA CITY SCHOOLS - Corporation

Account Number: [REDACTED]



ACTIVITY > ADDITIONS AND WITHDRAWALS > OTHER ADDITIONS AND WITHDRAWALS

Date	Account Type	Transaction	Description	Quantity	Amount
<b>Other Additions and Withdrawals</b>					
07/31/18	CASH	WIRE TRANS TO BANK	WD55665062		(\$7,918.36)
<b>Total Other Additions and Withdrawals</b>					<b>(\$7,918.36)</b>
<b>TOTAL ADDITIONS AND WITHDRAWALS</b>					<b>(\$7,918.36)</b>

ACTIVITY > INCOME > TAXABLE INCOME

Settlement Date	Account Type	Transaction	Description	Quantity	Amount
<b>Taxable Dividends</b>					
06/29/18	CASH	DIVIDEND RECEIVED	FEDERATED TREASURY OBLIGATIONS IS DIVIDEND RECEIVED		\$57.86
<b>Total Taxable Dividends</b>					<b>\$57.86</b>
<b>Taxable Interest</b>					
06/30/18	CASH	INTEREST	FIRST CHOICE BK CERRITOS CALIF CD 1.50000% 06/30/2021		\$318.49
06/30/18	CASH	INTEREST	FIRST ST BK DEQUEEN ARK CD 1.75000% 08/31/2022		\$356.71
06/30/18	CASH	INTEREST	TRADITION CAP BK EDINA MINN CD 1.35000% 04/30/2019		\$277.40
07/01/18	CASH	INTEREST	WELLS FARGO BANK NATL ASSN CD 1.75000% 02/03/2020		\$359.59
07/07/18	CASH	INTEREST	SECURITY FED BK AIKEN S C CD 2.40000% 08/09/2021		\$483.29

Fifth Third Securities, Inc.

MN\_CEBFWNHFBBLJVC\_BBBBBB 20180731

Account carried with National Financial Services LLC, Member  
NYSE, SIPC



Statement for the Period July 1, 2018 to July 31, 2018

MEDINA CITY SCHOOLS - Corporation

Account Number: [REDACTED]



ACTIVITY> INCOME > TAXABLE INCOME *continued*

Settlement Date	Account Type	Transaction	Description	Quantity	Amount
07/08/18	CASH	INTEREST	MB FINL BK NA CHIC. IL CD 1.30000% 02/08/2019		\$267.12
07/08/18	CASH	INTEREST	SUMMIT CMNTY BK MOOREFIELD WV CD 1.45000% 11/08/2019		\$297.95
07/10/18	CASH	INTEREST	FIRST CENTY BK TAZEWEILL TENN CD 1.50000% 08/09/2019		\$308.22
07/12/18	CASH	INTEREST	FIRSTTRUST SVGS BK PA CD 2.55000% 09/13/2021		\$513.49
07/13/18	CASH	INTEREST	PRIME ALLIANCE BK UTAH CD 2.30000% 03/15/2021		\$463.15
07/16/18	CASH	INTEREST	MEDALLION BK UTAH CD 2.45000% 02/16/2022		\$493.36
07/17/18	CASH	INTEREST	CAPITAL BK LITTLE ROCK CD 1.40000% 05/17/2019		\$287.67
07/19/18	CASH	INTEREST	FIRST FINL NORTHWEST BK RENTON CD 1.15000% 08/20/2018		\$234.41
07/19/18	CASH	INTEREST	NORTHPOINTE BK GRAND RAPIDS MI CD 2.55000% 07/19/2021		\$513.49
07/21/18	CASH	INTEREST	HARBORONE BK BROCKTON MA CD 1.40000% 02/21/2019		\$287.67
07/21/18	CASH	INTEREST	KS STATEBANK MANHATTAN KS CD 2.50000% 06/21/2021		\$503.42
07/25/18	CASH	INTEREST	YADKIN VY BK &TR CO ELKIN N C CD 1.50000% 01/24/2020		\$308.22

Fifth Third Securities, Inc.

MN\_CEBFWNHFBBLJVC\_BBBBB 20180731

Account carried with National Financial Services LLC. Member  
NYSE, SIPC

Statement for the Period July 1, 2018 to July 31, 2018

MEDINA CITY SCHOOLS - Corporation

Account Number: [REDACTED]



ACTIVITY> INCOME > TAXABLE INCOME *continued*

Settlement Date	Account Type	Transaction	Description	Quantity	Amount
07/26/18	CASH	INTEREST	WORLDS FOREMOST BK SYDNEY NEB CD 1.75000% 01/27/2020		\$287.67
07/30/18	CASH	INTEREST	FIRST CHOICE BK CERRITOS CALIF CD 1.50000% 06/30/2021		\$359.59
07/30/18	CASH	INTEREST	FIRSTBANK PR SANTURCE CD 1.35000% 07/30/2018		\$284.35
07/31/18	CASH	INTEREST	FIRST ST BK DEQUEEN ARK CD 1.75000% 08/31/2022		\$368.60
07/31/18	CASH	INTEREST	TRADITION CAP BK EDINA MINN CD 1.35000% 04/30/2019		\$286.64
<b>Total Taxable Interest</b>					<b>\$7,860.50</b>
<b>Total Taxable Income</b>					<b>\$7,918.36</b>
<b>TOTAL INCOME</b>					<b>\$7,918.36</b>

## Footnotes and Cost Basis Information

Amortization, accretion and similar adjustments to cost basis have been provided for many fixed income securities (and some bond-like equities), however, they are not provided for certain types, such as short-term instruments, Unit Investment Trusts, foreign fixed income securities, or those that are subject to early prepayment of principal (pay downs). Where current year premium or acquisition premium amortization is provided, the prior years' cumulative amortization is reflected in the adjusted cost basis, but we cannot provide a breakdown or the total of such prior amortization amounts.

NFS is required to report certain cost basis and related information to the IRS on the Form 1099-B. Your official 1099-B forms for certain transactions will reflect which lots have been sold for tax purposes. To apply a specific identification cost basis method to 1099-B reporting, appropriate instructions must be on file with NFS or be received by NFS before the trade has settled. Absent such instructions, NFS determines cost basis at the time of sale based on its default methods of average cost for open-end mutual funds and first-in, first-out (FIFO) for all other (including ETFs) unless your broker dealer has elected to use another default method. NFS applies FIFO (or other disposal method, if applicable) based on its records, which may be different from yours. For transactions that are not subject to 1099-B cost basis reporting, you should refer to your trade confirmations and other applicable records to determine which lots were considered sold for tax purposes.

Fifth Third Securities, Inc.

MN\_CEBFWNHFBBLJVC\_BBBBB 20180731

Account carried with National Financial Services LLC, Member  
NYSE, SIPC

# Brokerage

## Account Statement

July 1, 2018 - July 31, 2018

Account Number [REDACTED]

MEDINA CITY SCHOOLS  
739 WEYMOUTH RD  
MEDINA OH 44256-2037

### Portfolio at a Glance

	This Period
<b>BEGINNING ACCOUNT VALUE</b>	<b>\$14,254,883.91</b>
Deposits (Cash & Securities)	988,060.66
Withdrawals (Cash & Securities)	-20,521.22
Dividends, Interest and Other Income	20,521.22
<b>Net Change in Portfolio<sup>1</sup></b>	<b>13,466.75</b>
<b>ENDING ACCOUNT VALUE</b>	<b>\$15,256,411.32</b>
Estimated Annual Income	\$323,941.00

<sup>1</sup> Net Change in Portfolio is the difference between the ending account value and beginning account value after activity.

### Asset Summary

Percent	Asset Type	Last Period	This Period
1%	Cash, Money Funds, and Bank Deposits	11.51	11.51
99%	Fixed Income	14,254,872.40	15,256,399.81
100%	<b>Account Total</b>	<b>\$14,254,883.91</b>	<b>\$15,256,411.32</b>

Please review your allocation periodically with your Account Executive.

### Client Service Information

**Your Account Executive:** ATT  
ANDREW CARDINALI**Contact Information**  
**E-Mail Address:**  
customerservice@mbssecurities.com**Client Service Information**  
**Service Hours:** Weekdays 09:00 a.m. - 05:00 p.m. (EST)  
**Client Service Telephone Number:** (800) 967-9045  
**Web Site:** WWW.MBSSECURITIES.COM

## Your Account Information

### INVESTMENT OBJECTIVE

Investment Objective: NONE SPECIFIED

Please discuss your investment objective with your Account Executive.

### TAX LOT DEFAULT DISPOSITION METHOD

Default Method for Mutual Funds: First In First Out

Default Method for Stocks in a Dividend Reinvestment Plan: First In First Out

Default Method for all Other Securities: First In First Out

### BOND AMORTIZATION ELECTIONS

Amortize premium on taxable bonds based on Constant Yield Method: Yes

Accrual market discount method for all other bond types: Constant Yield Method

Include market discount in income annually: No

### ELECTRONIC DELIVERY

You have not selected any account communications for electronic delivery. To register and turn off paper communications, log in to your account or contact your Account Executive for more information.

## Income and Expense Summary

	Current Period		Year-to-Date	
	Taxable	Non Taxable	Taxable	Non Taxable
<b>Interest Income</b>				
Other Interest	20,521.22	0.00	115,470.73	0.00
<b>Total Dividends, Interest, Income and Expenses</b>	<b>\$20,521.22</b>	<b>\$0.00</b>	<b>\$115,470.73</b>	<b>\$0.00</b>

## Accrued Interest Summary

	Current Period		Year-to-Date	
	Taxable	Non Taxable	Taxable	Non Taxable
<b>Accrued Interest Paid</b>				
Other Accrued Interest	-60.66	0.00	-133.11	0.00
<b>Total Accrued Interest Paid</b>	<b>-\$60.66</b>	<b>\$0.00</b>	<b>-\$133.11</b>	<b>\$0.00</b>
<b>Accrued Interest Received</b>				
Other Accrued Interest	0.00	0.00	540.69	0.00
<b>Total Accrued Interest Received</b>	<b>\$0.00</b>	<b>\$0.00</b>	<b>\$540.69</b>	<b>\$0.00</b>



**MBS MULTI-BANK SECURITIES, INC.®**

1000 Town Center, Suite 2300  
Southfield, MI 48075  
(800) 967-9045

Member of FINRA & SIPC; MSRB Registered.

July 1, 2018 - July 31, 2018  
MEDINA CITY SCHOOLS

**Portfolio Holdings**

Description	Quantity	Opening Balance	Closing Balance	Accrued Income	30-Day Yield
<b>CASH, MONEY FUNDS, AND BANK DEPOSITS 1.00% of Portfolio</b>					
<b>Cash Balance</b>		11.51	11.51		
<b>TOTAL CASH, MONEY FUNDS, AND BANK DEPOSITS</b>		\$11.51	\$11.51	\$0.00	

Description	Quantity	Market Price	Market Value	Accrued Interest	Estimated Annual Income	Estimated Yield
<b>FIXED INCOME 99.00% of Portfolio (In Maturity Date Sequence)</b>						
<b>Certificates of Deposit</b>						
*MORGAN STANLEY BK N A SALT LAKE CITY UTAH CTF DEP ACT/365 AT-MATURITY 1.500% 08/03/18 B/E DTD 08/03/17 Security Identifier: 61747MXR7	248,000.000	99.9970	247,992.56	3,689.42	3,720.00	1.50%
SAFRA NATL BK NEW YORK CTF DEP PROGRAM BOOK ENTRY 3/A2 INSTL CTF DEP 1.500% 09/18/18 B/E DTD 08/18/17 Security Identifier: 78658QT45	248,000.000	99.9500	247,876.00	1,640.88	3,720.00	1.50%
FRANKLIN SYNERGY BK TENN CTF DEP ACT/365 MONTHLY 1.500% 10/19/18 B/E DTD 07/19/17 1ST CPN DTE 08/19/17 Security Identifier: 35471TDM1	248,000.000	99.9020	247,756.96	122.30	3,720.00	1.50%
AMERICAN EXPRESS FED SVGS BK INSTL CTF DEP PROGRAM BOOK INSTL CTF DEP 1.450% 11/05/18 B/E DTD 05/03/17 Security Identifier: 02587CEG1	248,000.000	99.8580	247,647.84	876.83	3,596.00	1.45%
PARKWAY BK & TR HARWOOD HEIGHTS ILL CTF DEP ACT/365 MONTHLY 1.750% 12/21/18 B/E DTD 12/22/17 Security Identifier: 70153RJE9	248,000.000	99.8950	247,739.60	107.01	4,340.00	1.75%
HANMI BK LOS ANGELES CALIF CTF DEP ACT/365 MONTHLY 1.550% 12/24/18 B/E DTD 06/23/17 1ST CPN DTE 07/23/17 Security Identifier: 410493CDO	248,000.000	99.8120	247,533.76	84.25	3,844.00	1.55%



## Portfolio Holdings (continued)

Description	Quantity	Market Price	Market Value	Accrued Interest	Estimated Annual Income	Estimated Yield
<b>FIXED INCOME (continued)</b>						
<b>Certificates of Deposit (continued)</b>						
LEGACYTEXAS BK PLANO CTF DEP ACT/365 MONTHLY 1.650% 01/08/19 B/E DTD 12/08/17 1ST CPN DTE 01/08/18 Security Identifier: 524680BM6	248,000.000	99.8320	247,583.36	257.85	4,092.00	1.65%
CHEMICAL BK MIDLAND MICH CTF DEP ACT/365 AT-MATURITY 1.850% 01/30/19 B/E DTD 01/30/18 1ST CPN DTE 01/30/19 Security Identifier: 163681CM9	245,000.000	99.8870	244,723.15	2,260.04	4,532.50	1.85%
BMO HARRIS BK NATL ASSN CHICAGO ILL CTF DEP ACT/365 AT-MATURITY 1.850% 01/31/19 B/E DTD 01/31/18 Security Identifier: 05581WUW3	245,000.000	99.8850	244,718.25	2,247.62	4,532.50	1.85%
CATHAY BK LOS ANGELES CALIF CTF DEP ACT/365 MONTHLY 1.700% 03/07/19 B/E DTD 09/07/17 1ST CPN DTE 10/07/17 Security Identifier: 149159LG8	248,000.000	99.7560	247,394.88	277.22	4,216.00	1.70%
WASHINGTON TR CO WESTERLY R I CTF DEP ACT/365 SEMI-ANNUALLY 1.600% 03/08/19 B/E DTD 09/08/17 Security Identifier: 940637JJ1	248,000.000	99.6930	247,238.64	1,576.33	3,968.00	1.60%
BANK HOPE LOS ANGELES CA CTF DEP ACT/365 1.600% 03/22/19 B/E DTD 09/22/17 1ST CPN DTE 10/22/17 Security Identifier: 062683AN7	248,000.000	99.6610	247,159.28	97.84	3,968.00	1.60%
LAKE CITY BK WARSAW IND CTF DEP ACT/365 MONTHLY 1.600% 03/22/19 B/E DTD 03/22/17 1ST CPN DTE 04/22/17 Security Identifier: 508176CH5	249,000.000	99.6610	248,155.89	98.24	3,984.00	1.60%
PEOPLES BK EWING VA CTF DEP ACT/365 MONTHLY 1.700% 03/28/19 B/E DTD 12/28/17 1ST CPN DTE 01/28/18 Security Identifier: 710347AK1	248,000.000	99.7120	247,285.76	34.65	4,216.00	1.70%
WHITNEY BK GULFPORT MS CTF DEP ACT/365 SEMI-ANNUALLY 1.650% 04/22/19 B/E DTD 04/20/17 1ST CPN DTE 10/20/17 Security Identifier: 966594AY9	248,000.000	99.6210	247,060.08	1,143.52	4,092.00	1.65%





July 1, 2018 - July 31, 2018  
MEDINA CITY SCHOOLS

### Portfolio Holdings (continued)

Description	Quantity	Market Price	Market Value	Accrued Interest	Estimated Annual Income	Estimated Yield
<b>FIXED INCOME (continued)</b>						
<b>Certificates of Deposit (continued)</b>						
UBS BK USA SALT LAKE CITY UT CTF DEP ACT/365 MONTHLY 2.150% 04/30/19 B/E DTD 04/30/18 1ST CPN DTE 05/30/18 Security Identifier: 90348JCL2	248,000.000	99.9710	247,928.08	14.61	5,332.00	2.15%
CITY NATL BK FLA MIAMI CTF DEP ACT/365 AT-MATURITY 2.200% 05/24/19 B/E DTD 05/24/18 1ST CPN DTE 05/24/19 Security Identifier: 17801DDT0	244,000.000	99.9570	243,895.08	1,000.07	5,368.00	2.20%
FIRST BK SOUTHN PINES NORTH CAROLINA CTF DEP ACT/365 1.700% 05/31/19 B/E DTD 05/31/17 1ST CPN DTE 06/30/17 Security Identifier: 31931TEL5	247,000.000	99.5370	245,856.39	0.00	4,199.00	1.70%
MIDLAND STS BK EFFINGHAM ILL CTF DEP ACT/365 1.850% 06/14/19 B/E DTD 12/14/17 CALLABLE Security Identifier: 59774QFG2	248,000.000	99.6190	247,055.12	213.69	4,588.00	1.85%
FIDELITY BK NEW ORLEANS LA CTF DEP ACT/365 MONTHLY 1.900% 07/19/19 B/E DTD 01/19/18 1ST CPN DTE 02/19/18 Security Identifier: 31617CAH6	248,000.000	99.5480	246,879.04	154.92	4,712.00	1.90%
COMENITY CAP BK SALT LAKE CITY UTAH CTF DEP ACT/365 1.700% 07/24/19 B/E DTD 07/24/17 1ST CPN DTE 08/24/17 Security Identifier: 20033AVA1	248,000.000	99.3360	246,353.28	80.85	4,216.00	1.71%
UNITY BK CLINTON NJ CTF DEP ACT/365 MONTHLY 1.950% 07/30/19 B/E DTD 01/30/18 1ST CPN DTE 02/28/18 Security Identifier: 91330ABJ5	248,000.000	99.5570	246,901.36	39.75	4,836.00	1.95%
SOUTHWEST NATL BK WICHITA KANS CTF DEP ACT/365 MONTHLY 2.000% 08/02/19 B/E DTD 02/02/18 1ST CPN DTE 03/02/18 Security Identifier: 845182BE3	248,000.000	99.6010	247,010.48	394.08	4,960.00	2.00%



## Portfolio Holdings (continued)

Description	Quantity	Market Price	Market Value	Accrued Interest	Estimated Annual Income	Estimated Yield
<b>FIXED INCOME (continued)</b>						
<b>Certificates of Deposit (continued)</b>						
MORGAN STANLEY PRIVATE BK NATL ASSN PUR N Y CTF DEP ACT/365 1.700% 08/05/19 B/E DTD 08/03/17 Security Identifier: 61760ACL1	248,000.000	99.2980	246,259.04	2,056.02	4,216.00	1.71%
STERLING BK POPLAR BLUFF MO CTF DEP ACT/365 MONTHLY 1.750% 08/08/19 B/E DTD 09/08/17 1ST CPN DTE 10/08/17 Security Identifier: 85916VCD5	248,000.000	99.3360	246,353.28	273.48	4,340.00	1.76%
CAPITAL ONE NATL ASSN MCLEAN VA CTF DEP ACT/365 1.700% 08/23/19 B/E DTD 08/23/17 1ST CPN DTE 02/23/18 Security Identifier: 14042RHJ3	248,000.000	99.2430	246,122.64	1,825.01	4,216.00	1.71%
ENERBANK USA SALT LAKE CITY UTAH CTF DEP ACT/365 MONTHLY 1.700% 09/16/19 B/E DTD 09/15/17 1ST CPN DTE 10/15/17 Security Identifier: 29266N6E2	248,000.000	99.1660	245,931.68	184.81	4,216.00	1.71%
BANKERS BK OKLA CITY CTF DEP ACT/365 MONTHLY 1.700% 09/20/19 B/E DTD 09/20/17 1ST CPN DTE 10/20/17 Security Identifier: 06610QDM0	248,000.000	99.1530	245,899.44	127.06	4,216.00	1.71%
FIRST NATL BK LONG IS N Y CTF DEP ACT/365 MONTHLY 2.300% 09/30/19 B/E DTD 03/28/18 1ST CPN DTE 04/28/18 Security Identifier: 329864AB8	248,000.000	99.8090	247,526.32	46.88	5,704.00	2.30%
MAGNOLIA BK INC KY CTF DEP ACT/365 MONTHLY 1.750% 10/11/19 B/E DTD 10/12/17 CALLABLE Security Identifier: 559582AA9	248,000.000	99.1430	245,874.64	225.92	4,340.00	1.76%
MERRICK BK SOUTH JORDAN UTAH CTF DEP ACT/365 MONTHLY 1.700% 10/30/19 B/E DTD 10/30/17 1ST CPN DTE 11/30/17 Security Identifier: 59013JD22	248,000.000	99.0160	245,559.68	11.55	4,216.00	1.71%
BELMONT BK & TR CO CHICAGO IL CTF DEP ACT/365 MONTHLY 1.700% 11/06/19 B/E DTD 11/06/17 1ST CPN DTE 12/06/17 Security Identifier: 08016PCP2	248,000.000	98.9960	245,510.08	288.77	4,216.00	1.71%



July 1, 2018 - July 31, 2018  
MEDINA CITY SCHOOLS

**Portfolio Holdings (continued)**

Description	Quantity	Market Price	Market Value	Accrued Interest	Estimated Annual Income	Estimated Yield
<b>FIXED INCOME (continued)</b>						
<b>Certificates of Deposit (continued)</b>						
KEARNY BK NEW JERSEY CTF DEP ACT/365 SEMI-ANNUALLY 1.700% 11/15/19 B/E DTD 11/15/17 1ST CPN DTE 05/15/18 Security Identifier: 48714LAE9	247,000.000	98.9640	244,441.08	885.82	4,199.00	1.71%
UMPQUA BK ROSEBURG ORE CTF DEP ACT/365 SEMIANNUAL 2.500% 11/25/19 B/E DTD 05/25/18 1ST CPN DTE 11/25/18 Security Identifier: 90421MCF8	246,000.000	99.9640	245,911.44	1,128.90	6,150.00	2.50%
KENNEBEC SVGS BK AUGUSTA ME CTF DEP ACT/365 SEMI-ANNUALLY 1.700% 11/29/19 B/E DTD 11/28/17 Security Identifier: 489265AW8	247,000.000	98.9140	244,317.58	736.26	4,199.00	1.71%
PINNACLE BK NASHVILLE TENN CTF DEP ACT/365 MONTHLY 2.550% 12/16/19 B/E DTD 06/15/18 1ST CPN DTE 07/15/18 Security Identifier: 72345SGZ8	248,000.000	100.0010	248,002.48	277.22	6,324.00	2.54%
NATIONWIDE BK COLUMBUS OHIO CTF DEP ACT/365 MONTHLY 1.850% 02/28/20 B/E DTD 11/30/17 1ST CPN DTE 12/30/17 Security Identifier: 63861NAK1	248,000.000	98.7930	245,006.64	12.57	4,588.00	1.87%
LIVE OAK BKG CO WILMINGTON N C CTF DEP ACT/365 2.400% 03/09/20 B/E DTD 03/09/18 1ST CPN DTE 04/01/18 Security Identifier: 538036DK7	248,000.000	99.6230	247,065.04	489.21	5,952.00	2.40%
STATE BK INDIA LOS ANGELES CALIF CTF DEP ACT/365 SEMI-ANNUALLY 2.500% 03/20/20 B/E DTD 03/21/18 Security Identifier: 85628YBG2	246,000.000	99.7560	245,399.76	2,224.11	6,150.00	2.50%
STIFEL BK & TR ST LOUIS MO CTF DEP ACT/365 2.550% 03/30/20 B/E DTD 03/29/18 1ST CPN DTE 04/29/18 Security Identifier: 86063QAD7	248,000.000	99.8170	247,546.16	34.65	6,324.00	2.55%

## Portfolio Holdings (continued)

Description	Quantity	Market Price	Market Value	Accrued Interest	Estimated Annual Income	Estimated Yield
<b>FIXED INCOME (continued)</b>						
<b>Certificates of Deposit (continued)</b>						
WEBBANK SALT LAKE CITY UTAH CTF DEP ACT/365 MONTHLY 1.850% 03/30/20 B/E DTD 09/28/17 CALLABLE Security Identifier: 947547JQ9	248,000.000	98.6770	244,718.96	37.71	4,588.00	1.87%
ISRAEL DISC BK NEW YORK N Y CTF DEP ACT/365 2.700% 05/04/20 B/E DTD 05/04/18 1ST CPN DTE 11/04/18 Security Identifier: 465076KG1	246,000.000	99.9980	245,995.08	1,601.36	6,642.00	2.70%
MERCANTILE BK MICH GRAND RAPIDS CTF DEP ACT/365 SEMI-ANNUALLY 2.750% 06/01/20 B/E DTD 06/01/18 Security Identifier: 58740XZM5	246,000.000	100.0330	246,081.18	1,112.05	6,765.00	2.74%
ALLEGIANCE BK HOUSTON TEX CTF DEP ACT/365 SEMI-ANNUALLY 2.800% 06/15/20 B/E DTD 06/13/18 Security Identifier: 01748DBC9	246,000.000	100.0980	246,241.08	905.82	6,888.00	2.79%
ENTERPRISE BK & TR CLAYTON MO CTF DEP ACT/365 2.800% 06/22/20 B/E DTD 06/22/18 1ST CPN DTE 07/22/18 Security Identifier: 29367SHX5	248,000.000	100.0870	248,215.76	171.22	6,944.00	2.79%
FIRST REP BK SAN FRANCISCO CALIF NEW CTF DEP ACT/365 2.750% 07/27/20 B/E DTD 07/27/18 1ST CPN DTE 01/27/19 Security Identifier: 33616CAZ3	246,000.000	99.9210	245,805.66	74.14	6,765.00	2.75%
BARCLAYS BK DEL RETAIL CTF DEP 3A2 PROGRAM BOOK ENTRY INSTL CTF DEP 1.950% 09/21/20 B/E DTD 09/20/17 Security Identifier: 06740KKUO	247,000.000	98.1970	242,546.59	1,755.05	4,816.50	1.98%
WEX BK MIDVALE UTAH CTF DEP ACT/365 SEMI-ANNUALLY 2.000% 10/19/20 B/E DTD 10/18/17 1ST CPN DTE 04/18/18 Security Identifier: 92937CGB8	247,000.000	98.2050	242,566.35	1,407.56	4,940.00	2.03%
GOLDMAN SACHS BK USA NEW YORK CTF DEP ACT/365 SEMI-ANNUALLY 2.050% 11/23/20 B/E DTD 11/22/17 Security Identifier: 38148PTD9	247,000.000	98.1990	242,551.53	971.08	5,063.50	2.08%



July 1, 2018 - July 31, 2018  
 MEDINA CITY SCHOOLS

### Portfolio Holdings (continued)

Description	Quantity	Market Price	Market Value	Accrued Interest	Estimated Annual Income	Estimated Yield
<b>FIXED INCOME (continued)</b>						
<b>Certificates of Deposit (continued)</b>						
BLACKRIDGEBANK FARGO N D CTF DEP ACT/365 MONTHLY 2.100% 12/22/20 B/E DTD 12/22/17 CALLABLE Security Identifier: 09248ABG4	248,000.000	98.2170	243,578.16	128.42	5,208.00	2.13%
MERCANTIL BK NATL ASSN CORAL GABLES FLA CTF DEP ACT/365 MONTHLY 2.200% 12/29/20 B/E DTD 12/29/17 Security Identifier: 58733AES4	248,000.000	98.4240	244,091.52	29.90	5,456.00	2.23%
DISCOVER BK GEENWOOD DEL CTF DEP ACT/365 2.500% 02/01/21 B/E DTD 01/31/18 1ST CPN DTE 07/31/18 CPN PMT SEMI ANNUAL Security Identifier: 254673LX2	246,000.000	99.0490	243,660.54	0.00	6,150.00	2.52%
CITIBANK NATL ASSN SIOUX FALLS S D CTF DEP ACT/365 SEMI-ANNUALLY 2.700% 03/29/21 B/E DTD 03/29/18 Security Identifier: 17312QH77	246,000.000	99.4230	244,580.58	2,256.46	6,642.00	2.71%
SYNCHRONY BK RETAIL CTF DEP PROGRAM BOOK ENTRY FIDELITY INSTL CTF DEP 2.700% 04/13/21 B/E DTD 04/13/18 Security Identifier: 87165FUN2	246,000.000	99.3930	244,506.78	1,983.50	6,642.00	2.71%
TOWNEBANK PORTSMOUTH VA CTF DEP ACT/365 SEMI-ANNUALLY 2.800% 04/30/21 B/E DTD 04/30/18 1ST CPN DTE 10/30/18 Security Identifier: 89214PBL2	246,000.000	99.6220	245,070.12	1,736.15	6,888.00	2.81%
CTBC BK CORP USA LOS ANGELES CALIF CTF DEP ACT/365 3.000% 06/15/21 B/E DTD 06/15/18 1ST CPN DTE 12/15/18 Security Identifier: 12651HAB5	246,000.000	100.0850	246,209.10	930.08	7,380.00	2.99%
HERITAGE BK HOPKINSVILLE KY CTF DEP ACT/365 MONTHLY 3.000% 06/21/21 B/E DTD 06/19/18 1ST CPN DTE 07/19/18 Security Identifier: 42724JEG6	248,000.000	100.0790	248,195.92	244.60	7,440.00	2.99%

## Portfolio Holdings (continued)

Description	Quantity	Market Price	Market Value	Accrued Interest	Estimated Annual Income	Estimated Yield
<b>FIXED INCOME (continued)</b>						
<b>Certificates of Deposit (continued)</b>						
FIRST BK HIGHLAND PK ILL CTF DEP ACT/365 SEMI-ANNUALLY 3.100% 06/29/21 B/E DTD 06/29/18 CALLABLE 12/29/18 Security Identifier: 319141KT3	246,000.000	100.3490	246,858.54	668.58	7,626.00	3.08%
CHIPPEWA VY BK WINTER WIS CTF DEP ACT/365 MONTHLY 3.000% 07/06/21 B/E DTD 07/06/18 1ST CPN DTE 08/06/18 Security Identifier: 169894AP7	248,000.000	100.0580	248,143.84	509.59	7,440.00	2.99%
BMW BK NORTH AMER SALT LAKE CITY UTAH CTF DEP ACT/365 SEMI-ANNUALLY 3.000% 07/13/21 B/E DTD 07/13/18 Security Identifier: 05580ANK6	246,000.000	100.0460	246,113.16	363.95	7,380.00	2.99%
COMMUNITY FINL SVCS BK BENTON KY CTF DEP ACT/365 MONTHLY 3.000% 07/26/21 B/E DTD 07/25/18 CALLABLE 01/25/19 Security Identifier: 20364ACD5	248,000.000	100.0340	248,084.32	122.30	7,440.00	2.99%
SALLIE MAE BK SALT LAKE CITY UT CTF DEP ACT/365 SEMI-ANNUALLY 2.650% 01/31/23 B/E DTD 01/31/18 Security Identifier: 795450J71	246,000.000	97.6070	240,113.22	0.00	6,519.00	2.71%
<b>Total Certificates of Deposit:</b>	15,333,000.000		\$15,256,399.81	\$44,249.73	\$323,941.00	
<b>TOTAL FIXED INCOME</b>	15,333,000.000		\$15,256,399.81	\$44,249.73	\$323,941.00	
			<b>Market Value</b>	<b>Accrued Interest</b>	<b>Estimated Annual Income</b>	
<b>TOTAL PORTFOLIO HOLDINGS</b>			<b>\$15,256,411.32</b>	<b>\$44,249.73</b>	<b>\$323,941.00</b>	

<sup>1</sup> This bond is maturing.

## Portfolio Holdings Disclosures

### Pricing

This section includes the net market value of the securities in your account on a settlement date basis, including short positions, at the close of the statement period. The market prices, unless otherwise noted, have been obtained from independent vendor services, which we believe to be reliable. Market prices do not constitute a bid or an offer, and may differ from the actual sale price. Securities for which a price is not available are marked "N/A" and are omitted from the Total. THE AS OF PRICE DATE ONLY APPEARS WHEN THE PRICE DATE DOES NOT EQUAL THE STATEMENT DATE.



July 1, 2018 - July 31, 2018  
MEDINA CITY SCHOOLS**Portfolio Holdings Disclosures (continued)****Estimated Annual Figures**

The estimated annual income (EAI) and estimated annual yield (EAY) figures are estimates and for informational purposes only. These figures are not considered to be a forecast or guarantee of future results. These figures are computed using information from providers believed to be reliable; however, no assurance can be made as to the accuracy. Since interest and dividend rates are subject to change at any time, and may be affected by current and future economic, political, and business conditions, they should not be relied on for making investment, trading, or tax decisions. These figures assume that the position quantities, interest and dividend rates, and prices remain constant. A capital gain or return of principal may be included in the figures for certain securities, thereby overstating them. Refer to [www.pershing.com/disclosures](http://www.pershing.com/disclosures) for specific details as to formulas used to calculate the figures. Accrued interest represents interest earned but not yet received.

**Reinvestment**

The dollar amount of Mutual Fund distributions, Money Market Fund dividend income, Bank Deposit interest income, or dividends for other securities shown on your statement may have been reinvested. You will not receive confirmation of these reinvestments. Upon written request to your financial institution, information pertaining to these transactions, including the time of execution and the name of the person from whom your security was purchased, may be obtained. In dividend reinvestment transactions, Pershing acts as your agent and receives payment for order flow.

**Option Disclosure**

Information with respect to commissions and other charges incurred in connection with the execution of option transactions has been included in confirmations previously furnished to you. A summary of this information is available to you promptly upon your written request directed to your introducing firm. In order to assist your introducing firm in maintaining current background and financial information concerning your option accounts, please promptly advise them in writing of any material change in your investment objectives or financial situation. Expiring options which are valuable are exercised automatically pursuant to the exercise by exception procedure of the Options Clearing Corporation. Additional information regarding this procedure is available upon written request to your introducing firm.

**Certificates of Deposit**

Please be advised that the secondary market for CDs is generally illiquid; the actual value of CDs may be different from their purchase price; and a significant loss of principal could result if your CDs are sold prior to maturity. In the event that the CDs listed above do not indicate a market valuation, an accurate market value could not be determined. In the event that a price is listed above for your CDs, Pershing has obtained a price from sources deemed to be reliable or has priced your CDs using a matrix formula. Prices are estimates and the actual value you may obtain for your CD may be different if you elect to sell your CD in the secondary market.

**Foreign Currency Transactions**

Pershing will execute foreign currency transactions as principal for your account. Pershing may automatically convert foreign currency to or from U.S. dollars for dividends and similar corporate action transactions unless you instruct your financial organization otherwise. Pershing's currency conversion rate will not exceed the highest interbank conversion rate identified from customary banking sources on the conversion date or the prior business day, increased by up to 1%, unless a particular rate is required by applicable law. Your financial organization may also increase the currency conversion rate. This conversion rate may differ from rates in effect on the date you executed a transaction, incurred a charge, or received a credit. Transactions converted by agents (such as depositories) will be billed at the rates such agents use.

**Proxy Vote**

Securities not fully paid for in your margin account may be lent by Pershing to itself or others in accordance with the terms outlined in the Margin Agreement. The right to vote your shares held on margin may be reduced by the amount of shares on loan. The Proxy Voting Instruction Form sent to you may reflect a smaller number of shares entitled to vote than the number of shares in your margin account.

## Activity Summary (All amounts shown are in base currency)

	Credits This Period	Debits This Period	Net This Period	Credits Year-to-Date	Debits Year-to-Date	Net Year-to-Date
<b>Securities</b>						
Securities Bought	0.00	-988,060.66	-988,060.66	0.00	-7,154,133.11	-7,154,133.11
Securities Sold	0.00	0.00	0.00	247,540.69	0.00	247,540.69
<b>Total Securities</b>	<b>\$0.00</b>	<b>-\$988,060.66</b>	<b>-\$988,060.66</b>	<b>\$247,540.69</b>	<b>-\$7,154,133.11</b>	<b>-\$6,906,592.42</b>
<b>Dividends and Interest</b>	<b>\$20,521.22</b>	<b>\$0.00</b>	<b>\$20,521.22</b>	<b>\$115,815.85</b>	<b>-\$345.12</b>	<b>\$115,470.73</b>
<b>Distributions</b>	<b>\$0.00</b>	<b>\$0.00</b>	<b>\$0.00</b>	<b>\$1,485,000.00</b>	<b>\$0.00</b>	<b>\$1,485,000.00</b>
<b>Cash</b>						
Withdrawals	0.00	-20,521.22	-20,521.22	0.00	-129,996.51	-129,996.51
Deposits	988,060.66	0.00	988,060.66	5,434,078.52	0.00	5,434,078.52
<b>Total Cash</b>	<b>\$988,060.66</b>	<b>-\$20,521.22</b>	<b>\$967,539.44</b>	<b>\$5,434,078.52</b>	<b>-\$129,996.51</b>	<b>\$5,304,082.01</b>
<b>Totals</b>	<b>\$1,008,581.88</b>	<b>-\$1,008,581.88</b>	<b>\$0.00</b>	<b>\$7,282,435.06</b>	<b>-\$7,284,474.74</b>	<b>-\$2,039.68</b>

## Transactions by Type of Activity

Process/ Settlement Date	Trade/ Transaction Date	Activity Type	Description	Quantity	Price	Accrued Interest	Amount	Currency
<b>Securities Bought and Sold</b>								
07/06/18	06/19/18	PURCHASED 169894AP7	CHIPPEWA VY BK WINTER WIS CTF DEP ACT/365 MONTHLY 3.000% 07/06/21 DTD 07/06/18 YLD 3.000 TO MAT	248,000.000	100.0000		-248,000.00	USD
07/16/18	07/05/18	PURCHASED 05580ANK6	BMW BK NORTH AMER SALT LAKE CITY UTAH CTF DEP ACT/365 SEMI-ANNUALLY 3.000% 07/13/21 B/E DTD 07/13/18 YLD 3.000 TO MAT	246,000.000	100.0000	-60.66	-246,060.66	USD
07/25/18	07/11/18	PURCHASED 20364ACD5	COMMUNITY FINL SVCS BK BENTON KY CTF DEP ACT/365 MONTHLY 3.000% 07/26/21 B/E DTD 07/25/18 CLB YLD 3.000 TO PAR	248,000.000	100.0000		-248,000.00	USD
07/27/18	07/19/18	PURCHASED 33616CAZ3	FIRST REP BK SAN FRANCISCO CALIF NEW CTF DEP ACT/365 2.750% 07/27/20 B/E DTD 07/27/18 YLD 2.750 TO MAT	246,000.000	100.0000		-246,000.00	USD
<b>Total Securities Bought and Sold</b>						<b>-\$60.66</b>	<b>-\$988,060.66</b>	<b>USD</b>
<b>Dividends and Interest</b>								
07/02/18		BOND INTEREST RECEIVED 31931TEL5	247000 FIRST BK SOUTHN PINES NORTH CAROLINA CTF DEP ACT/365 1.700% 05/31/19 B/E DTD 05/31/17 RD 06/29 PD 06/30/18				345.12	USD
07/02/18		BOND INTEREST RECEIVED 538036DK7	248000 LIVE OAK BKG CO WILMINGTON N C CTF DEP ACT/365 2.400% 03/09/20 B/E DTD 03/09/18 RD 06/16 PD 07/01/18				489.21	USD

July 1, 2018 - July 31, 2018  
MEDINA CITY SCHOOLS

**Transactions by Type of Activity (continued)**

Process/ Settlement Date	Trade/ Transaction Date	Activity Type	Description	Quantity	Price	Accrued Interest	Amount	Currency
<b>Dividends and Interest (continued)</b>								
07/02/18		BOND INTEREST RECEIVED 59013JD22	248000 MERRICK BK SOUTH JORDAN UTAH CTF DEP ACT/365 MONTHLY 1.700% 10/30/19 B/E DTD 10/30/17 RD 06/15 PD 06/30/18				358.07	USD
07/02/18		BOND INTEREST RECEIVED 63861NAK1	248000 NATIONWIDE BK COLUMBUS OHIO CTF DEP ACT/365 MONTHLY 1.850% 02/28/20 B/E DTD 11/30/17 RD 06/15 PD 06/30/18				389.67	USD
07/02/18		BOND INTEREST RECEIVED 845182BE3	248000 SOUTHWEST NATL BK WICHITA KANS CTF DEP ACT/365 MONTHLY 2.000% 08/02/19 B/E DTD 02/02/18 RD 06/17 PD 07/02/18				407.67	USD
07/02/18		BOND INTEREST RECEIVED 90348JCL2	248000 UBS BK USA SALT LAKE CITY UT CTF DEP ACT/365 MONTHLY 2.150% 04/30/19 B/E DTD 04/30/18 RD 06/15 PD 06/30/18				452.85	USD
07/02/18		BOND INTEREST RECEIVED 91330ABJ5	248000 UNITY BK CLINTON NJ CTF DEP ACT/365 MONTHLY 1.950% 07/30/19 B/E DTD 01/30/18 RD 06/29 PD 06/30/18				410.73	USD
07/06/18		BOND INTEREST RECEIVED 08016PCP2	248000 BELMONT BK & TR CO CHICAGO IL CTF DEP ACT/365 MONTHLY 1.700% 11/06/19 B/E DTD 11/06/17 RD 06/21 PD 07/06/18				346.52	USD
07/09/18		BOND INTEREST RECEIVED 149159LG8	248000 CATHAY BK LOS ANGELES CALIF CTF DEP ACT/365 MONTHLY 1.700% 03/07/19 B/E DTD 09/07/17 RD 06/22 PD 07/07/18				346.52	USD
07/09/18		BOND INTEREST RECEIVED 524680BM6	248000 LEGACYTEXAS BK PLANO CTF DEP ACT/365 MONTHLY 1.650% 01/08/19 B/E DTD 12/08/17 RD 06/23 PD 07/08/18				336.33	USD
07/09/18		BOND INTEREST RECEIVED 85916VCD5	248000 STERLING BK POPLAR BLUFF MO CTF DEP ACT/365 MONTHLY 1.750% 08/08/19 B/E DTD 09/08/17 RD 06/23 PD 07/08/18				356.71	USD
07/12/18		BOND INTEREST RECEIVED 559582AA9	248000 MAGNOLIA BK INC KY CTF DEP ACT/365 MONTHLY 1.750% 10/11/19 B/E DTD 10/12/17 CLB RD 06/27 PD 07/12/18				356.71	USD
07/16/18		BOND INTEREST RECEIVED 29266N6E2	248000 ENERBANK USA SALT LAKE CITY UTAH CTF DEP ACT/365 MONTHLY 1.700% 09/16/19 B/E DTD 09/15/17 RD 06/30 PD 07/15/18				346.52	USD



## Transactions by Type of Activity (continued)

Process/ Settlement Date	Trade/ Transaction Date	Activity Type	Description	Quantity	Price	Accrued Interest	Amount	Currency
<b>Dividends and Interest (continued)</b>								
07/16/18		BOND INTEREST RECEIVED 59774QFG2	248000 MIDLAND STS BK EFFINGHAM ILL CTF DEP ACT/365 1.850% 06/14/19 B/E DTD 12/14/17 CLB RD 06/29 PD 07/14/18				377.10	USD
07/16/18		BOND INTEREST RECEIVED 72345SGZ8	248000 PINNACLE BK NASHVILLE TENN CTF DEP ACT/365 MONTHLY 2.550% 12/16/19 B/E DTD 06/15/18 RD 06/30 PD 07/15/18				519.78	USD
07/19/18		BOND INTEREST RECEIVED 31617CAH6	248000 FIDELITY BK NEW ORLEANS LA CTF DEP ACT/365 MONTHLY 1.900% 07/19/19 B/E DTD 01/19/18 RD 07/04 PD 07/19/18				387.29	USD
07/19/18		BOND INTEREST RECEIVED 35471TDM1	248000 FRANKLIN SYNERGY BK TENN CTF DEP ACT/365 MONTHLY 1.500% 10/19/18 B/E DTD 07/19/17 RD 07/04 PD 07/19/18				305.75	USD
07/19/18		BOND INTEREST RECEIVED 42724JEG6	248000 HERITAGE BK HOPKINSVILLE KY CTF DEP ACT/365 MONTHLY 3.000% 06/21/21 B/E DTD 06/19/18 RD 07/04 PD 07/19/18				611.51	USD
07/20/18		BOND INTEREST RECEIVED 06610QDM0	248000 BANKERS BK OKLA CITY CTF DEP ACT/365 MONTHLY 1.700% 09/20/19 B/E DTD 09/20/17 RD 07/05 PD 07/20/18				346.52	USD
07/23/18		BOND INTEREST RECEIVED 062683AN7	248000 BANK HOPE LOS ANGELES CA CTF DEP ACT/365 1.600% 03/22/19 B/E DTD 09/22/17 RD 07/07 PD 07/22/18				326.14	USD
07/23/18		BOND INTEREST RECEIVED 09248ABG4	248000 BLACKRIDGE BANK FARGO N D CTF DEP ACT/365 MONTHLY 2.100% 12/22/20 B/E DTD 12/22/17 CLB RD 07/07 PD 07/22/18				428.05	USD
07/23/18		BOND INTEREST RECEIVED 29367SHX5	248000 ENTERPRISE BK & TR CLAYTON MO CTF DEP ACT/365 2.800% 06/22/20 B/E DTD 06/22/18 RD 07/07 PD 07/22/18				570.74	USD
07/23/18		BOND INTEREST RECEIVED 410493CDO	248000 HANMI BK LOS ANGELES CALIF CTF DEP ACT/365 MONTHLY 1.550% 12/24/18 B/E DTD 06/23/17 RD 07/08 PD 07/23/18				315.95	USD
07/23/18		BOND INTEREST RECEIVED 508176CH5	249000 LAKE CITY BK WARSAW IND CTF DEP ACT/365 MONTHLY 1.600% 03/22/19 B/E DTD 03/22/17 RD 07/07 PD 07/22/18				327.45	USD
07/23/18		BOND INTEREST RECEIVED 70153RJE9	248000 PARKWAY BK & TR HARWOOD HEIGHTS ILL CTF DEP ACT/365 MONTHLY 1.750% 12/21/18 B/E DTD 12/22/17 RD 07/07 PD 07/22/18				356.71	USD
07/24/18		BOND INTEREST RECEIVED 20033AVAI	248000 COMENITY CAP BK SALT LAKE CITY UTAH CTF DEP ACT/365 1.700% 07/24/19 B/E DTD 07/24/17 RD 07/09 PD 07/24/18				346.52	USD

July 1, 2018 - July 31, 2018  
MEDINA CITY SCHOOLS

**Transactions by Type of Activity (continued)**

Process/ Settlement Date	Trade/ Transaction Date	Activity Type	Description	Quantity	Price	Accrued Interest	Amount	Currency
<b>Dividends and Interest (continued)</b>								
07/30/18		BOND INTEREST RECEIVED 329864AB8	248000 FIRST NATL BK LONG IS N Y CTF DEP ACT/365 MONTHLY 2.300% 09/30/19 B/E DTD 03/28/18 RD 07/13 PD 07/28/18				468.82	USD
07/30/18		BOND INTEREST RECEIVED 58733AES4	248000 MERCANTIL BK NATL ASSN CORAL GABLES FLA CTF DEP ACT/365 MONTHLY 2.200% 12/29/20 B/E DTD 12/29/17 RD 07/14 PD 07/29/18				448.44	USD
07/30/18		BOND INTEREST RECEIVED 59013JD22	248000 MERRICK BK SOUTH JORDAN UTAH CTF DEP ACT/365 MONTHLY 1.700% 10/30/19 B/E DTD 10/30/17 RD 07/15 PD 07/30/18				346.52	USD
07/30/18		BOND INTEREST RECEIVED 63861NAK1	248000 NATIONWIDE BK COLUMBUS OHIO CTF DEP ACT/365 MONTHLY 1.850% 02/28/20 B/E DTD 11/30/17 RD 07/15 PD 07/30/18				377.10	USD
07/30/18		BOND INTEREST RECEIVED 710347AK1	248000 PEOPLES BK EWING VA CTF DEP ACT/365 MONTHLY 1.700% 03/28/19 B/E DTD 12/28/17 RD 07/13 PD 07/28/18				346.52	USD
07/30/18		BOND INTEREST RECEIVED 86063QAD7	248000 STIFEL BK & TR ST LOUIS MO CTF DEP ACT/365 2.550% 03/30/20 B/E DTD 03/29/18 RD 07/14 PD 07/29/18				519.78	USD
07/30/18		BOND INTEREST RECEIVED 90348JCL2	248000 UBS BK USA SALT LAKE CITY UT CTF DEP ACT/365 MONTHLY 2.150% 04/30/19 B/E DTD 04/30/18 RD 07/15 PD 07/30/18				438.25	USD
07/30/18		BOND INTEREST RECEIVED 91330ABJ5	248000 UNITY BK CLINTON NJ CTF DEP ACT/365 MONTHLY 1.950% 07/30/19 B/E DTD 01/30/18 RD 07/27 PD 07/30/18				397.48	USD
07/30/18		BOND INTEREST RECEIVED 947547JQ9	248000 WEBBANK SALT LAKE CITY UTAH CTF DEP ACT/365 MONTHLY 1.850% 03/30/20 B/E DTD 09/28/17 CLB RD 07/13 PD 07/28/18				377.10	USD
07/31/18		BOND INTEREST RECEIVED 254673LX2	246000 DISCOVER BK GEENWOOD DEL CTF DEP ACT/365 2.500% 02/01/21 B/E DTD 01/31/18 RD 07/16 PD 07/31/18				3,049.73	USD

## Transactions by Type of Activity (continued)

Process/ Settlement Date	Trade/ Transaction Date	Activity Type	Description	Quantity	Price	Accrued Interest	Amount	Currency
<b>Dividends and Interest (continued)</b>								
07/31/18		BOND INTEREST RECEIVED 3193ITEL5	247000 FIRST BK SOUTHN PINES NORTH CAROLINA CTF DEP ACT/365 1.700% 05/31/19 B/E DTD 05/31/17 RD 07/30 PD 07/31/18				356.63	USD
07/31/18		BOND INTEREST RECEIVED 795450J71	246000 SALLIE MAE BK SALT LAKE CITY UT CTF DEP ACT/365 SEMI-ANNUALLY 2.650% 01/31/23 B/E DTD 01/31/18 RD 07/16 PD 07/31/18				3,232.71	USD
<b>Total Dividends and Interest</b>						<b>\$0.00</b>	<b>\$20,521.22</b>	<b>USD</b>
<b>Cash Withdrawals and Deposits</b>								
07/03/18		ELECTRONIC TRANSACTION USD999997	SEND TO BANK FOR ACH [REDACTED]				-2,853.32	USD
07/06/18		ELECTRONIC DEPOSIT USD999997	RECV FR BANK FOR ACH [REDACTED]				248,000.00	USD
07/09/18		ELECTRONIC TRANSACTION USD999997	SEND TO BANK FOR ACH [REDACTED]				-1,386.08	USD
07/13/18		ELECTRONIC TRANSACTION USD999997	SEND TO BANK FOR ACH [REDACTED]				-356.71	USD
07/16/18		ELECTRONIC TRANSACTION USD999997	SEND TO BANK FOR ACH [REDACTED]				-1,243.40	USD
07/16/18		ELECTRONIC DEPOSIT USD999997	RECV FR BANK FOR ACH [REDACTED]				246,060.66	USD
07/19/18		ELECTRONIC TRANSACTION USD999997	SEND TO BANK FOR ACH [REDACTED]				-1,304.55	USD
07/20/18		ELECTRONIC TRANSACTION USD999997	SEND TO BANK FOR ACH [REDACTED]				-346.52	USD
07/23/18		ELECTRONIC TRANSACTION USD999997	SEND TO BANK FOR ACH ACH HUNTINGTON NATIONAL BANK				-2,325.04	USD
07/25/18		ELECTRONIC DEPOSIT USD999997	RECV FR BANK FOR ACH ACH HUNTINGTON NATIONAL BANK				248,000.00	USD
07/26/18		ELECTRONIC TRANSACTION USD999997	SEND TO BANK FOR ACH ACH HUNTINGTON NATIONAL BANK				-346.52	USD
07/27/18		ELECTRONIC DEPOSIT USD999997	RECV FR BANK FOR ACH ACH HUNTINGTON NATIONAL BANK				246,000.00	USD



July 1, 2018 - July 31, 2018  
 MEDINA CITY SCHOOLS

### Transactions by Type of Activity (continued)

Process/ Settlement Date	Trade/ Transaction Date	Activity Type	Description	Quantity	Price	Accrued Interest	Amount	Currency
<b>Cash Withdrawals and Deposits (continued)</b>								
07/30/18		ELECTRONIC TRANSACTION USD999997	SEND TO BANK FOR ACH ACH HUNTINGTON NATIONAL BANK				-3,720.01	USD
07/31/18		ELECTRONIC TRANSACTION USD999997	SEND TO BANK FOR ACH ACH HUNTINGTON NATIONAL BANK				-6,639.07	USD
<b>Total Cash Withdrawals and Deposits</b>						<b>\$0.00</b>	<b>\$967,539.44</b>	<b>USD</b>
<b>Total Value of Transactions</b>						<b>-\$60.66</b>	<b>\$0.00</b>	<b>USD</b>

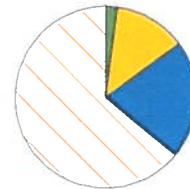
The price and quantity displayed may have been rounded.

### Fixed Income Analysis

#### Bond Quality

Bond Quality	Market Value	% of Bond Market Value
Not Rated	15,256,399.81	100%
<b>Total</b>	<b>15,256,399.81</b>	<b>100%</b>

#### Bond Maturity Schedule



Bond Maturity	Market Value	% of Bond Market Value
Within 1 month	247,992.56	2%
1 to 6 months	1,975,578.92	13%
7 to 12 months	3,209,162.88	21%
1 to 5 years	9,823,665.45	64%
<b>Total</b>	<b>15,256,399.81</b>	<b>100%</b>

Percentages of bond market values are rounded to the nearest whole percentage.

Bond quality ratings reflect Moody's or Standard and Poor's ratings. Bonds may be rated by other services. Bonds that are in default are not included. Please refer to your Portfolio Holdings section.

You are 100% invested in bonds with a bond quality of Not Rated.

## Trades Not Settled

Settlement Date	Trade Date	Activity Type	Description	Quantity	Price	Accrued Interest	Settlement Amount
08/02/18	07/30/18	Buy	MORGAN STANLEY BK N A SALT LAKE CITY UTAH CTF DEP ACT/365 SEMI-ANNUALLY 2.750% 08/03/20 B/E DTD 08/02/18 YLD 2.750 TO	248,000.000	100.0000	0.00	-248,000.00
08/08/18	07/31/18	Buy	SECURITY ST BK FARWELL TEX CTF DEP ACT/365 MONTHLY 3.000% 08/09/21 B/E DTD 08/08/18 CLB YLD 3.000 TO	248,000.000	100.0000	0.00	-248,000.00
<b>Total Amount of Trades Not Settled</b>							<b>-\$496,000.00</b>

## Messages

Although a money market mutual fund seeks to preserve the value of your investment at \$1 per share, it is possible to lose money by investing in a money market mutual fund. Shares of a money market mutual fund or the balance of a bank deposit product held in your brokerage account may be liquidated upon request with the proceeds credited to your brokerage account. Please see the money market mutual fund's prospectus or the bank deposit product's disclosure document or contact your advisor for additional information. Pursuant to SEC Rule 10b-10(b)(1) confirmations are not sent for purchases into money market mutual funds processed on the sweep platform.

## Cash Not Yet Received

Security	Record Date	Payable Date	Quantity Held	Rate	Dividend Option	Amount of Payment
<b>Interest</b>						
BELMONT BK & TR CO CHICAGO IL CTF DEP ACT/365 MONTHLY	07/22/18	08/06/18	248,000.000	0.001444	Cash	358.07
CATHAY BK LOS ANGELES CALIF CTF DEP ACT/365 MONTHLY	07/23/18	08/07/18	248,000.000	0.001444	Cash	358.07
CHIPPEWA VY BK WINTER WIS CTF DEP ACT/365 MONTHLY	07/22/18	08/06/18	248,000.000	0.002548	Cash	631.89
ENERBANK USA SALT LAKE CITY UTAH CTF DEP ACT/365 MONTHLY	07/31/18	08/15/18	248,000.000	0.001444	Cash	358.07
LEGACYTEXAS BK PLANO CTF DEP ACT/365 MONTHLY	07/24/18	08/08/18	248,000.000	0.001401	Cash	347.54
MAGNOLIA BK INC KY CTF DEP ACT/365 MONTHLY	07/28/18	08/12/18	248,000.000	0.001486	Cash	368.60
MIDLAND STS BK EFFINGHAM ILL CTF DEP ACT/365	07/30/18	08/14/18	248,000.000	0.001571	Cash	389.67
MORGAN STANLEY PRIVATE BK NATL ASSN PUR N Y CTF DEP	07/19/18	08/03/18	248,000.000	0.008430	Cash	2,090.67
PINNACLE BK NASHVILLE TENN CTF DEP ACT/365 MONTHLY	07/31/18	08/15/18	248,000.000	0.002166	Cash	537.11





July 1, 2018 - July 31, 2018  
MEDINA CITY SCHOOLS

### Cash Not Yet Received (continued)

Security	Record Date	Payable Date	Quantity Held	Rate	Dividend Option	Amount of Payment
<b>Interest (continued)</b>						
SOUTHWEST NATL BK WICHITA KANS CTF DEP ACT/365 MONTHLY	07/18/18	08/02/18	248,000.000	0.001699	Cash	421.26
STERLING BK POPLAR BLUFF MO CTF DEP ACT/365 MONTHLY	07/24/18	08/08/18	248,000.000	0.001486	Cash	368.60
<b>Total Cash Not Yet Received</b>						<b>\$6,229.55</b>

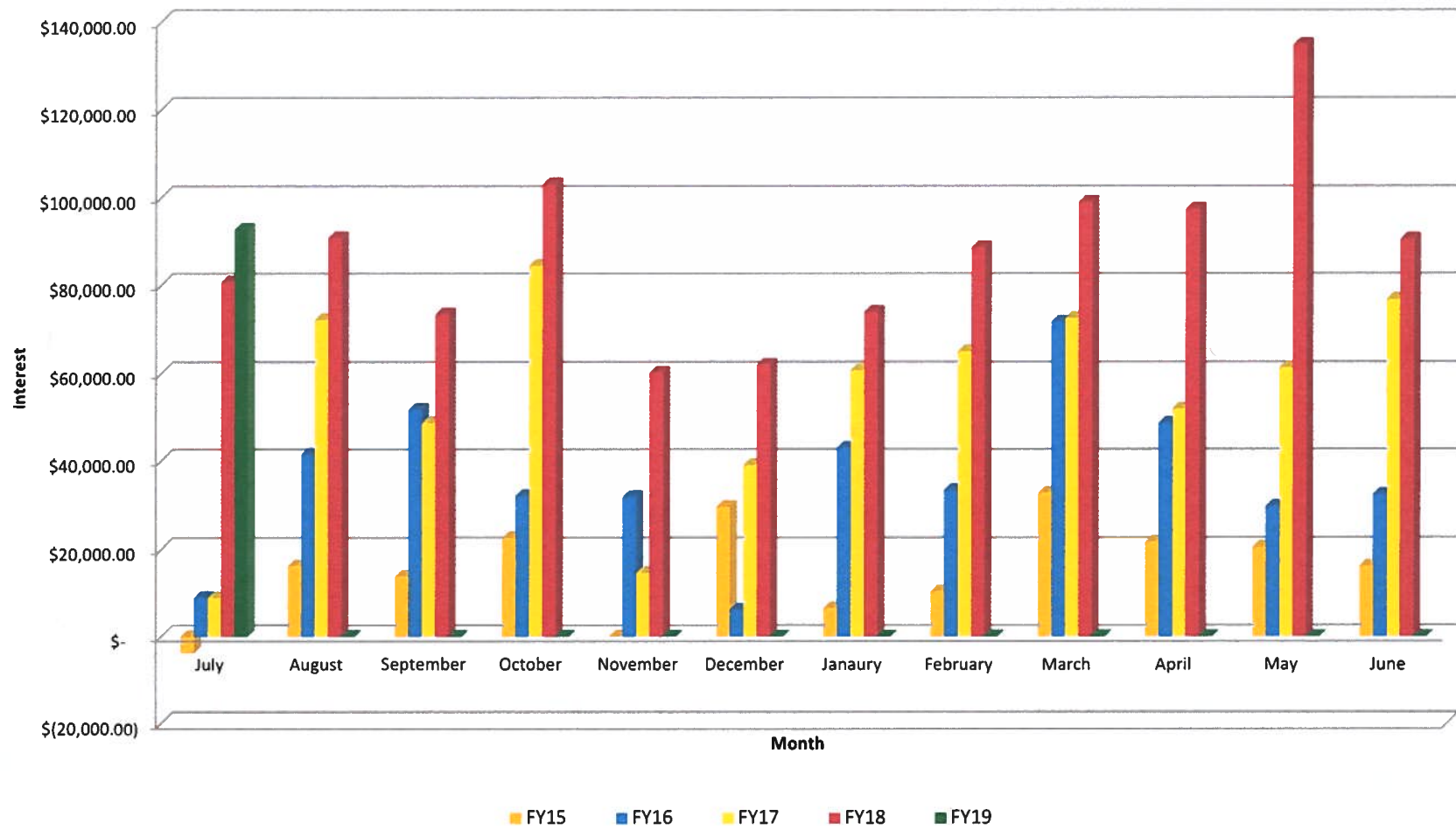
Assets shown here are not reflected in your account. This information has been received from sources we believe to be reliable. Pershing does not guarantee the accuracy of the information.

### Important Information and Disclosures

#### The Role of Pershing

- Pershing carries your account as clearing broker pursuant to a clearing agreement with your financial institution. Pershing may accept from your financial institution without inquiry or investigation (i) orders for the purchase and sale of securities and other property and (ii) any other instructions concerning your account. Pershing is not responsible or liable for any acts or omissions of your financial institution or its employees and it does not supervise them. Pershing provides no investment advice nor does it assess the suitability of any transaction or order. Pershing acts as the agent of your financial institution and you agree that you will not hold Pershing or any person controlling or under common control with it liable for any investment losses incurred by you.
- Pershing performs several key functions at the direction of your financial institution. It acts as custodian for funds and securities you may deposit with it directly or through your financial institution or that it receives as the result of securities transactions it processes.
- Your financial institution is responsible for adherence to the securities laws, regulations and rules which apply to it regarding its own operations and the supervision of your account, its sales representatives and other personnel. Your financial institution is also responsible for approving the opening of accounts and obtaining account documents; the acceptance and, in certain instances, execution of securities orders; the assessment of the suitability of those transactions, where applicable; the rendering of investment advice, if any, to you and in general, for the ongoing relationship that it has with you.
- Inquiries concerning the positions and balances in your account may be directed to the Pershing Customer Service Department at (201) 413-3333. All other inquiries regarding your account or activity should be directed to your financial institution. Your financial organization's contact information can be found on the first page of this statement.
- For a description of other functions performed by Pershing please consult the Disclosure Statement provided to you upon the opening of your account. This notice is not meant as a definitive enumeration of every possible circumstance, but as a general disclosure. If you have any questions regarding this notice or if you would like additional copies of the Disclosure Statement, please contact your financial institution.
- Pershing is a member of the Securities Investor Protection Corporation (SIPC®). Please note that SIPC does not protect against loss due to market fluctuation. In addition to SIPC protection, Pershing provides coverage in excess of SIPC limits. For more detailed information please visit: [www.pershing.com/about/strength-and-stability](http://www.pershing.com/about/strength-and-stability).
- This statement will be deemed conclusive. You are advised to report any inaccuracy or discrepancy (including unauthorized trading) promptly, but no later than ten days after receipt of this statement, to your financial organization and Pershing. Please be advised that any oral communication should be re-confirmed in writing to further protect your rights, including your rights under the Securities Investor Protection Act.
- Your financial organization's contact information can be found on the first page of this statement. Pershing's contact information is as follows: **Pershing LLC, Legal Department, One Pershing Plaza, Jersey City, New Jersey 07399; (201) 413-3330.** Errors and Omissions excepted.

## Total Monthly Interest Earnings



F I N A N C I A L   S U M M A R Y   R E P O R T  
Processing Month: July 2018  
MEDINA CITY SCHOOL DISTRICT

Fnd	Sc	Description	Beginning Balance	MTD Revenues	FYTD Revenues	MTD Expenditures	FYTD Expenditures	Current Available Balance
001	0000	GENERAL FUND	40,167,539.65	17,502,808.51	17,502,808.51	6,185,663.45	6,185,663.45	51,484,684.71
002	0000	BOND RETIREMENT	1,182,040.17	343,990.00	343,990.00	.00	.00	1,526,030.17
002	9000	BOND RETIREMENT - NEW ELE	3,827,987.43	1,246,970.00	1,246,970.00	.00	.00	5,074,957.43
002	9012	LOCAL SALES TAX RETIREMEN	.00	.00	.00	1,250.00	1,250.00	1,250.00-
003	0000	PERMANENT IMPROVEMENT FUN	126,628.88	.00	.00	.00	.00	126,628.88
003	9000	PERMANENT IMPROVEMENT FUN	989.14	.00	.00	.00	.00	989.14
003	9001	MEDINA CITY REC CENTER-PE	593,959.31	240.09	240.09	.00	.00	594,199.40
006	0000	LUNCHROOM FUND	38,757.65	1,911.11	1,911.11	97,978.80	97,978.80	57,310.04-
007	9004	COLLINS SCHOLARSHIP/POST-	185.01	.33	.33	.00	.00	185.34
007	9110	ART TRUST - GARFIELD	10,300.89	18.43	18.43	.00	.00	10,319.32
007	9333	RIOS STUDENT LEADER SCHOL	27,351.81	48.93	48.93	.00	.00	27,400.74
007	9901	BIXLER SCHOLARSHIP FUND	125.00	.00	.00	.00	.00	125.00
008	9002	KANEHL MUSIC TRUST	28,768.25	42.56	42.56	.00	.00	28,810.81
008	9003	RICHARD HOFFMAN COLLINS M	636,337.81	.00	.00	.00	.00	636,337.81
008	9112	ELAINE BUSHMAN FUND	17,752.58	21.70	21.70	.00	.00	17,774.28
009	9000	STAR	2,051.25	18.50	18.50	.00	.00	2,069.75
009	9110	UNIFORM SUPPLIES GARFIELD	7,654.37	.00	.00	.00	.00	7,654.37
009	9120	UNIFORM SUPPLIES - CANAVA	7,885.49	.00	.00	.00	.00	7,885.49
009	9130	UNIFORM SUPPLIES - FENN	17,911.19	75.50	75.50	.00	.00	17,986.69
009	9140	UNIFORM SUPPLIES - HERITA	4,052.08	.00	.00	155.74	155.74	3,896.34
009	9160	UNIFORM SUPPLIES - BLAKE	75.40	.00	.00	.00	.00	75.40
009	9170	UNIFORM SUPPLIES - RALPH	11,797.12	.00	.00	.00	.00	11,797.12
009	9180	UNIFORM SUPPLIES - ELIZA	5,530.88	.00	.00	.00	.00	5,530.88
009	9200	UNIFORM SUPPLIES - CLAGGE	52,107.78	108.00	108.00	6.99	6.99	52,208.79
009	9210	UNIFORM SUPPLIES - A.I. R	9,657.05	9.00-	9.00-	.00	.00	9,648.05
009	9300	UNIFORM SUPPLIES - SENIOR	22,804.73	56.50-	56.50-	461.18	461.18	22,287.05
009	9304	AVIATION/PHOTOGRAPHY	3.87	.00	.00	.00	.00	3.87
014	9016	MEDINA CNTY JUV DET CNTR	79,227.24	29,393.28	29,393.28	22,209.33	22,209.33	86,411.19
014	9111	CFIT FY11	5,550.01	.00	.00	.00	.00	5,550.01
014	9116	EVOLVE FY 16	184,406.84	.00	.00	36,873.49	36,873.49	147,533.35
016	0000	EMERGENCY LEVY	18,470,574.92	2,547,010.00	2,547,010.00	234,659.82	234,659.82	20,782,925.10
018	0000	PRINT SHOP	6,683.33	.00	.00	.00	.00	6,683.33
018	9000	PUBLIC SCHOOL SUPPORT - S	16.70	.00	.00	.00	.00	16.70
018	9110	PRINCIPAL'S FUND - GARFIE	36,598.58	.00	.00	75.00	75.00	36,523.58
018	9111	GARFIELD SCHOOL STORE	49.99	.00	.00	.00	.00	49.99
018	9113	GARFIELD MEDIA CENTER	810.24	.00	.00	.00	.00	810.24
018	9120	PRINCIPAL - CANAVAN	46,644.11	.00	.00	.00	.00	46,644.11
018	9122	CANAVAN SCHOOL STORE	586.69	.00	.00	.00	.00	586.69
018	9123	BOOK FAIR - CANAVAN	2,376.32	.00	.00	.00	.00	2,376.32
018	9130	PRINCIPAL - FENN	29,614.17	.00	.00	724.09	724.09	28,890.08
018	9132	FENN SCHOOL STORE	1,243.95	.00	.00	.00	.00	1,243.95
018	9133	BOOK FAIR - FENN	598.56	.00	.00	.00	.00	598.56
018	9135	MEDINA SKI TEAM - DISTRIC	3,750.04	.00	.00	.00	.00	3,750.04
018	9140	PRINCIPAL'S FUND - HERITA	33,036.16	.00	.00	.00	.00	33,036.16
018	9143	HERITAGE MEDIA CENTER	6,292.05	.00	.00	.00	.00	6,292.05
018	9160	PRINCIPAL'S FUND - H G BL	49,340.74	.00	.00	74.15	74.15	49,266.59



Date: 8/08/18

F I N A N C I A L   S U M M A R Y   R E P O R T  
Processing Month: July 2018  
MEDINA CITY SCHOOL DISTRICT

Page: 2  
(FINSUM)

Fnd	Sc	Description	Beginning Balance	MTD Revenues	FYTD Revenues	MTD Expenditures	FYTD Expenditures	Current Available Balance
018	9161	LEADER IN ME - BLAKE	7,394.06	.00	.00	.00	.00	7,394.06
018	9163	BLAKE MEDIA CENTER	15,865.60	.00	.00	.00	.00	15,865.60
018	9170	PRINCIPALS FUND - RALPH W	71,910.40	.00	.00	131.98	131.98	71,778.42
018	9171	WAITE SCHOOL STORE	50.00	.00	.00	.00	.00	50.00
018	9173	MEDIA CENTER RALPH WAITE	5,449.06	.00	.00	.00	.00	5,449.06
018	9174	FIELD TRIPS RALPH WAITE E	15,209.72	.00	.00	.00	.00	15,209.72
018	9180	PRINCIPALS FUND ELIZA NOR	47,210.96	.00	.00	.00	.00	47,210.96
018	9181	NORTHROP ELEMENTARY SCHOO	1,681.19	.00	.00	.00	.00	1,681.19
018	9183	MEDIA CENTER ELIZA NORTHRO	8,375.80	.00	.00	.00	.00	8,375.80
018	9184	FIELD TRIPS ELIZA NORTHRO	146.00	.00	.00	.00	.00	146.00
018	9200	PRINCIPAL'S FUND - CLAGGE	79,667.58	.00	.00	633.29	633.29	79,034.29
018	9203	CLAGGETT M.S. MEDIA CENTE	5,408.59	.00	.00	.00	.00	5,408.59
018	9210	PRINCIPAL'S FUND - ROOT M	34,705.04	.00	.00	1,249.99	1,249.99	33,455.05
018	9211	ROOT M.S. MEDIA CENTER	9,839.79	.00	.00	.00	.00	9,839.79
018	9212	ROOT M.S. - WASHINGTON TR	355.00	.00	.00	.00	.00	355.00
018	9213	SPECIAL FUNDRAISER - ROOT	.02	.00	.00	.00	.00	.02
018	9300	PRINCIPAL'S FUND - SENIOR	47,137.95	13.00	13.00	592.86	592.86	46,558.09
018	9301	MEDIA CENTER FUND	1,363.76	.00	.00	.00	.00	1,363.76
018	9302	SPECIAL FUNDRAISER - SENI	37,086.18	.00	.00	.00	.00	37,086.18
018	9303	PERFORMING ARTS	97,571.10	1,699.00	1,699.00	6,425.32	6,425.32	92,844.78
018	9304	BUZZ	16,394.08	.00	.00	.00	.00	16,394.08
018	9305	FLEXIBLE CREDIT FUND	7,634.56	.00	.00	.00	.00	7,634.56
018	9900	INSERVICE - CENTRAL	3,702.01	.00	.00	.00	.00	3,702.01
018	9901	PUBLIC SCHOOL SUPPORT - I	9,540.71	.00	.00	12,756.41	12,756.41	3,215.70-
018	9902	INSERVICE - SUPERINTENDEN	24,720.92	.00	.00	.00	.00	24,720.92
018	9903	BOARD/STUDENT DEVELOPMENT	2,800.00	.00	.00	.00	.00	2,800.00
018	9904	WELLNESS FUND	502.00	.00	.00	.00	.00	502.00
018	9905	PUBLIC SCHOOL SUPPORT/STU	52,823.04	.00	.00	.00	.00	52,823.04
018	9906	COMMUNICATIONS - PUBLIC S	2,377.27	4,459.57	4,459.57	.00	.00	6,836.84
018	9910	MAINTENANCE DEPARTMENT	3,902.36	.00	.00	.00	.00	3,902.36
018	9920	TRSP FUND	2,241.50	.00	.00	.00	.00	2,241.50
018	9930	Resource Connection	1,500.00	.00	.00	.00	.00	1,500.00
019	9000	ADAMH GRANT	980.00	.00	.00	.00	.00	980.00
019	9008	MCDAC GRANT FY18	.00	.00	.00	12,733.70	12,733.70	12,733.70-
019	9018	LOWE'S LIGHT UP GARFIELD	48.08	.00	.00	.00	.00	48.08
019	9020	RIF PROGRAM GRANT - NORTH	400.73	.00	.00	.00	.00	400.73
019	9021	JENNINGS - BLAKE - BRYNIA	.82	.00	.00	.00	.00	.82
019	9023	PUBLIC EDUCATION LEADERSH	.01	.00	.00	.00	.00	.01
019	9029	MARTHA HOLDEN JENNINGS GR	6.82	.00	.00	.00	.00	6.82
019	9030	PERFORMANCE BASED ASSESSM	79.76	.00	.00	.00	.00	79.76
019	9031	PBA FY11	256.96	.00	.00	.00	.00	256.96
019	9113	ACS-HACH CHEMISTRY GRANT	96.34	.00	.00	.00	.00	96.34
019	9180	PPG INNOVATIVE CLASSROOM	15.31	.00	.00	.00	.00	15.31
019	9213	VIDEO CLUB GRANT - MHS	2.82	.00	.00	.00	.00	2.82
019	9313	JENNINGS - NORTHROP - MIL	13.86	.00	.00	.00	.00	13.86
019	9413	3M AND OTHER GRANT	152.03	.00	.00	.00	.00	152.03

Date: 8/08/18

F I N A N C I A L   S U M M A R Y   R E P O R T  
Processing Month: July 2018  
MEDINA CITY SCHOOL DISTRICT

Page: 3  
(FINSUM)

End	Sc	Description	Beginning Balance	MTD Revenues	FYTD Revenues	MTD Expenditures	FYTD Expenditures	Current Available Balance
019	9513	NEA STUDENT ACHIEVEMENT G	191.88	.00	.00	.00	.00	191.88
019	9715	FUEL UP - BLAKE	23.82	.00	.00	.00	.00	23.82
020	9001	TRANSPORTATION ENTERPRISE	61,220.42	3,587.56	3,587.56	1,936.26	1,936.26	62,871.72
022	9000	Unclaimed funds	33,217.15	.00	.00	156.24	156.24	33,060.91
022	9093	DIVERSION PROGRAM FED MON	1,000.00	.00	.00	.00	.00	1,000.00
022	9094	DIVERSION PROGRAM - FED.	1,000.00	.00	.00	.00	.00	1,000.00
022	9300	OH HIGH SCHOOL ATH ASSOC	3,106.23	.00	.00	.00	.00	3,106.23
024	9001	MEDICAL AND DRUG/SELF INS	6,847,635.87	711,870.46	711,870.46	956,235.39	956,235.39	6,603,270.94
024	9002	DENTAL SELF INSURANCE FUN	357,639.76	55,149.48	55,149.48	55,841.69	55,841.69	356,947.55
024	9094	FLEX PRO	63,113.32	.00	.00	10,021.27	10,021.27	53,092.05
027	0000	WORKMANS COMP.-SELF INS	135,237.63	10,868.48	10,868.48	20,982.71	20,982.71	125,123.40
071	9013	LOCAL SALES TAX PERMANENT	3,368,024.17	722,408.17	722,408.17	261,695.74	261,695.74	3,828,736.60
200	9110	GARFIELD STUDENT COUNCIL/	678.51	1.21	1.21	.00	.00	679.72
200	9121	ELLA CANAVAN STUDENT COUN	1,058.18	1.89	1.89	.00	.00	1,060.07
200	9134	FENN STUDENT BUSINESS	8.69	.02	.02	.00	.00	8.71
200	9140	STUDENT COUNCIL - HERITAG	151.19	.27	.27	.00	.00	151.46
200	9184	NORTHRUP ELEMENTARY STUDE	48.39	.09	.09	.00	.00	48.48
200	9185	K-KIDS KIWANIS ACTIVITY C	6,163.70	11.03	11.03	.00	.00	6,174.73
200	9202	CLAGGETT MIDDLE SCH. STUD	1,651.98	2.96	2.96	.00	.00	1,654.94
200	9204	CLAGGETT MIDDLE SCHOOL CH	485.90	.87	.87	.00	.00	486.77
200	9205	CLAGGETT MIDDLE SCH. BUIL	1,955.42	3.50	3.50	.00	.00	1,958.92
200	9209	CLAGGETT MIDDLE SCHOOL DR	19,658.66	35.17	35.17	.00	.00	19,693.83
200	9252	CHEERLEADERS - ROOT M.S.	41.48	.07	.07	.00	.00	41.55
200	9253	BUILDERS' CLUB - ROOT M.S	3,684.29	6.59	6.59	.00	.00	3,690.88
200	9254	HONORS ACADEMY - ROOT	3,504.89	6.27	6.27	.00	.00	3,511.16
200	9256	DRAMA CLUB - ROOT M.S.	4,660.14	8.34	8.34	.00	.00	4,668.48
200	9258	STUDENT COUNCIL - ROOT M.	2,108.13	3.78	3.78	7.00-	7.00-	2,118.91
200	9301	YOUNG AMERICANS FOR FREED	3,128.52	5.60	5.60	.00	.00	3,134.12
200	9302	ART CLUB	136.78	.24	.24	.00	.00	137.02
200	9303	INTERNATIONAL CULTURAL EX	206.06	.37	.37	.00	.00	206.43
200	9304	CAREER ASSOCIATION	.37	.00	.00	.00	.00	.37
200	9305	CHEMCLUB	966.23	1.73	1.73	.00	.00	967.96
200	9306	OPERATION SMILE	109.39	.20	.20	.00	.00	109.59
200	9307	CHOIR	56,370.48	2,825.71	2,825.71	.00	.00	59,196.19
200	9309	IMPROV CLUB	276.51	.49	.49	.00	.00	277.00
200	9310	DELTA EPSILON PHI - NAT'L	.45	.00	.00	.00	.00	.45
200	9312	DRAMA CLUB	31,354.18	54.48	54.48	898.89	898.89	30,509.77
200	9315	FELLOWSHIP OF CHRISTIAN A	299.84	.54	.54	.00	.00	300.38
200	9318	GIRLS LEADERSHIP CLUB	5,128.27	9.17	9.17	.00	.00	5,137.44
200	9321	KEY CLUB	37,318.51	66.03	66.03	409.21	409.21	36,975.33
200	9323	MEDINAMITE	302.43	.54	.54	.00	.00	302.97
200	9324	MEDINIAN	33,182.43	59.36	59.36	.00	.00	33,241.79
200	9325	MHS BAND	13,924.28	23.71	23.71	671.35	671.35	13,276.64
200	9326	NATIONAL HONOR SOCIETY	11,347.80	20.30	20.30	.00	.00	11,368.10
200	9327	ORCHESTRA	24,523.59	89.95	89.95	.00	.00	24,613.54
200	9330	SCIENCE OLYMPIAD CLUB	1,953.65	3.50	3.50	.00	.00	1,957.15

Date: 8/08/18

F I N A N C I A L   S U M M A R Y   R E P O R T  
Processing Month: July 2018  
MEDINA CITY SCHOOL DISTRICT

Page: 4  
(FINSUM)

Fnd	Scc	Description	Beginning Balance	MTD Revenues	FYTD Revenues	MTD Expenditures	FYTD Expenditures	Current Available Balance
200	9331	SKI CLUB	2.97	.01	.01	.00	.00	2.98
200	9332	SPANISH CLUB	10,465.93	18.72	18.72	.00	.00	10,484.65
200	9333	STUDENT COUNCIL	40,707.70	64.39	64.39	4,714.61	4,714.61	36,057.48
200	9335	LATIN CLUB	2,298.75	4.11	4.11	.00	.00	2,302.86
200	9337	AMERICAN SIGN LANGUAGE CL	254.74	.46	.46	.00	.00	255.20
200	9339	SPEECH/DEBATE CLUB	15,656.04	27.58	27.58	239.36	239.36	15,444.26
200	9340	S. A. D. D.	1,677.29	3.00	3.00	.00	.00	1,680.29
200	9346	PENGUIN BOWL/NOSB	264.07	.47	.47	.00	.00	264.54
200	9350	TECHNOLOGY CLUB	483.83	.87	.87	.00	.00	484.70
200	9352	VIDEO CLUB - SR HI	7,045.97	312.61	312.61	.00	.00	7,358.58
200	9353	CHINESE CLUB	909.97	1.63	1.63	.00	.00	911.60
200	9355	GENDER AND SEXUALITY ALLI	1,299.36	2.32	2.32	.00	.00	1,301.68
200	9380	V O F T	25,124.90	44.95	44.95	.00	.00	25,169.85
200	9418	CLASS OF 2018	6,302.61	1.16	1.16	5,655.24	5,655.24	648.53
200	9419	CLASS OF 2019	7,057.66	13.66	13.66	575.57-	575.57-	7,646.89
200	9420	CLASS OF 2020	4,071.63	7.28	7.28	.00	.00	4,078.91
200	9421	CLASS OF 2021	1,533.22	2.74	2.74	.00	.00	1,535.96
200	9999	GENERIC STUDENT ACTIV. FD	.01	.00	.00	.00	.00	.01
300	0000	ATHLETIC FUND	188,844.09	11,263.16	11,263.16	54,617.81	54,617.81	145,489.44
300	9110	GARFIELD FIELD TRIPS	2,067.57	.00	.00	.00	.00	2,067.57
300	9120	CANAVAN FIELD TRIP	1,352.68	.00	.00	184.68	184.68	1,168.00
300	9121	WORLD WATCHER'S CLUB	7,362.04	.00	.00	.00	.00	7,362.04
300	9130	FENN FIELD TRIPS	517.55	.00	.00	.00	.00	517.55
300	9140	HERITAGE FIELD TRIPS	1,136.21	.00	.00	.00	.00	1,136.21
300	9180	NORTHROP FIELD TRIPS	3,958.79	.00	.00	3,660.00	3,660.00	298.79
300	9201	CLAGGETT MIDDLE SCH. BAND	26,346.90	.00	.00	.00	.00	26,346.90
300	9202	CLAGGETT MIDDLE SCH. ORCH	258.00	.00	.00	.00	.00	258.00
300	9203	CLAGGETT MIDDLE SCHOOL LI	370.00	.00	.00	.00	.00	370.00
300	9204	CLAGGETT M.S. CHOIR FUND	634.10	.00	.00	.00	.00	634.10
300	9208	CLAGGETT - 6TH GRADE TRIP	32,331.66	1,796.00	1,796.00	.00	.00	34,127.66
300	9250	ROOT M.S. BAND FUND	17,207.62	.00	.00	.00	.00	17,207.62
300	9251	ROOT M.S. ORCHESTRA FUND	1,238.65	.00	.00	.00	.00	1,238.65
300	9252	ROOT M.S. CHOIR FUND	3,270.15	.00	.00	.00	.00	3,270.15
300	9253	ROOT M.S. BEEHIVE	776.13	.00	.00	87.05	87.05	689.08
300	9258	ROOT - DISTRICT SUPERVISE	107,604.61	.00	.00	.00	.00	107,604.61
300	9302	MENS VOLLEYBALL	9,818.29	.00	.00	.00	.00	9,818.29
300	9303	HUDDLE/SHUDDLE	1,318.22	.00	.00	.00	.00	1,318.22
300	9304	LINK CREW	3,477.17	.00	.00	.00	.00	3,477.17
300	9313	DRAMA/MUSICAL	11,069.51	.00	.00	.00	.00	11,069.51
300	9325	MHS BAND TRIP	7,171.20	.00	.00	.00	.00	7,171.20
300	9334	BEEHIVE CAFE	18,050.78	.00	.00	152.64	152.64	17,898.14
300	9410	SPARKLE CHEERLEADING	1,768.10	.00	.00	.00	.00	1,768.10
401	9017	AUXILIARY FUNDS/ST FRANCI	37.41	.00	.00	.00	.00	37.41
401	9018	AUXILIARY FUNDS/ST FRANCI	72,216.62	110.03	110.03	10,712.38	10,712.38	61,614.27
401	9019	AUXILIARY FUNDS/ST FRANCI	.00	.00	.00	214.24	214.24	214.24-
401	9027	AUX FUNDS NURTURY	72.90	.00	.00	.00	.00	72.90

Date: 8/08/18

F I N A N C I A L   S U M M A R Y   R E P O R T  
Processing Month: July 2018  
MEDINA CITY SCHOOL DISTRICT

Page: 5  
(FINSUM)

Fnd	Sc	Description	Beginning Balance	MTD Revenues	FYTD Revenues	MTD Expenditures	FYTD Expenditures	Current Available Balance
401	9038	AUX FUNDS MCA	24,013.56	.79	.79	19,569.42	19,569.42	4,444.93
401	9039	AUX FUNDS MCA	.00	.00	.00	1,479.50	1,479.50	1,479.50-
401	9048	AUX FUNDS KIDS COUNTRY	9,770.07	3.88	3.88	7,603.52	7,603.52	2,170.43
401	9066	SM WONDERS	1,644.12	.00	.00	.00	.00	1,644.12
432	9097	MANAGE. INFO. SYS. FUND	.80	.00	.00	.00	.00	.80
450	9008	SCHOOLNET PLUS FY2008: GR	1.00	.00	.00	.00	.00	1.00
451	9013	CONNECTIVITY 2013	800.00	.00	.00	.00	.00	800.00
451	9018	CONNECTIVITY FY18	564.00	.00	.00	.00	.00	564.00
452	9008	SCHOOLNET PROFESSIONAL DE	66.15	.00	.00	.00	.00	66.15
499	9012	INTERN PSYCH FY12	45.81	.00	.00	.00	.00	45.81
499	9013	INTERN PSYCH FY13	39.97	.00	.00	.00	.00	39.97
499	9018	STRATEGIES SECONDARY TRAN	3,129.00	.00	.00	400.96	400.96	2,728.04
499	9024	LOCAL GOVERNMENT INNOVATI	7,750.00	.00	.00	.00	.00	7,750.00
499	9039	INTERN PSYCHOLOGIST GRANT	2.20	.00	.00	.00	.00	2.20
499	9112	E-TECH BLENDED LEARNING G	321.71	.00	.00	.00	.00	321.71
506	9014	RESIDENT EDUCATOR GRANT	950.00	.00	.00	.00	.00	950.00
516	9015	TITLE VI-B	2,690.82	.00	.00	.00	.00	2,690.82
516	9016	TITLE VI-B	229.90	.00	.00	.00	.00	229.90
516	9018	TITLE VI-B	13,049.04	.00	.00	94,128.05	94,128.05	81,079.01-
572	9018	TITLE I	24,632.47	.00	.00	31,568.51	31,568.51	6,936.04-
572	9116	TITLE I-D	2.83	.00	.00	.00	.00	2.83
572	9118	TITLE I-D	30,330.50	.00	.00	9,790.07	9,790.07	20,540.43
572	9119	TITLE I-D	.00	.00	.00	89.95	89.95	89.95-
587	9018	PRESCHOOL	10,962.06	.00	.00	3,158.32	3,158.32	7,803.74
590	9018	TITLE II-A	9,793.01	.00	.00	8,372.63	8,372.63	1,420.38
599	9018	TITLE IV-A STUDENT SUPPOR	738.14	.00	.00	115.12	115.12	623.02
Grand Total All Funds			78,299,035.55	23,199,570.96	23199,570.96	8,179,435.83	8179,435.83	93319,170.68
Total Invested Funds			.00					

Date: 8/08/2018

C H E C K   R E G I S T E R  
Processing Month: July 2018  
MEDINA CITY SCHOOL DISTRICT

Page: 1  
(CHKREG)

Check#	Check Date	Org Sta	Vendor Paid	Check Amount	Status Date
008233	07/10/2018	M/M	MEMO - U.S. BANK PURCHASE CARD	11,071.06	
008234	07/06/2018	M/M	MEMO --S T R S	74,212.53	
008235	07/06/2018	M/M	MEMO --S E R S	3,830.20	
008236	07/06/2018	M/M	MEMO -MEDINA CITY SCHOOLS	311,274.54	
008237	07/06/2018	M/M	MEMO - HUNTINGTON NAT'L BANK	26,526.09	
008238	07/06/2018	M/M	MEMO - BUREAU WORK COMP	5,390.74	
008239	07/16/2018	M/M	MEMO - BUREAU WORK COMP	15,656.70	
008240	07/02/2018	M/M	MEMO - MEDICAL MUTUAL	97,702.50	
008241	07/03/2018	M/M	MEMO - MEDICAL MUTUAL	161,900.14	
008242	07/06/2018	M/M	MEMO MET LIFE INSURANCE	4,660.62	
008243	07/16/2018	M/M	MEMO - MEDICAL MUTUAL	209,811.71	
008244	07/10/2018	M/M	MEMO - MEDICAL MUTUAL	133,053.84	
008245	07/16/2018	M/M	MEMO MET LIFE INSURANCE	55,841.69	
008246	07/24/2018	M/M	MEMO - MEDICAL MUTUAL	97,267.53	
008247	07/20/2018	M/M	MEMO -MEDINA CITY SCHOOLS	312,071.05	
008248	07/20/2018	M/M	MEMO - HUNTINGTON NAT'L BANK	27,090.35	
008249	07/20/2018	M/M	MEMO - BUREAU WORK COMP	5,477.74	
008250	07/25/2018	M/M	ARBITERPAY	25,000.00	
008251	07/20/2018	M/M	MEMO --S T R S	74,412.90	
008252	07/20/2018	M/M	MEMO --S E R S	3,830.20	
008253	07/31/2018	M/M	MEMO - MEDICAL MUTUAL	256,499.67	
008254	07/31/2018	M/M	MEMO - BUREAU WORK COMP	5,326.01	
008255	07/31/2018	M/M	MEMO - P & A ADMINISTRATIVE	9,299.77	
008256	07/13/2018	M/M	OHIO DEPT OF ED - MEMO CK	72,318.15	
008257	07/27/2018	M/M	OHIO DEPT OF ED - MEMO CK	72,318.14	
008258	07/31/2018	M/M	STRS	515,136.00	
008259	07/31/2018	M/M	SERS - MEMO	128,578.00	
623339	07/13/2018	W/R	A&A FENCING	345.00	07/27/2018
623340	07/13/2018	W/R	AARON SABLE	693.39	07/13/2018
623341	07/13/2018	W/R	ABC FIRE INC	5,266.85	07/16/2018
623342	07/13/2018	W/R	ACSI	2,100.54	07/20/2018
623343	07/13/2018	W/R	ADVANCE AUTO PARTS	235.93	07/17/2018
623344	07/13/2018	W/R	AGILE SPORTS TECHNOLOGIES INC	400.00	07/16/2018
623345	07/13/2018	W/R	AIRGAS USA, LLC	175.00	07/17/2018
623346	07/13/2018	W/R	AKRON BEARING COMPANY, INC.	699.30	07/19/2018
623347	07/13/2018	W/R	AKRON CHILDRENS HOSPITAL	17,379.59	07/24/2018
623348	07/13/2018	W/R	ALAYNA WARRINGTON	150.00	07/16/2018
623349	07/13/2018	W/R	ALICE TRAINING INSTITUTE LLC	210.00	07/17/2018
623350	07/13/2018	W/R	ALLIANCE FOR HIGH QUALITY EDUC	3,500.00	07/24/2018
623351	07/13/2018	W/R	AMAZON.COM	9,584.48	07/18/2018
623352	07/13/2018	W/R	AMERICAN INSTITUTES FOR	1,000.00	07/18/2018
623353	07/13/2018	W/R	AMERICAN LEGION POST 202	40.00	07/24/2018
623354	07/13/2018	W/R	ANDREW BRENNER	50.58	07/13/2018
623355	07/13/2018	W/R	ANGELA NUCKOLS	1,020.00	07/13/2018
623356	07/13/2018	W/R	APOLLO PEST CONTROL COMPANY	568.00	07/18/2018
623357	07/13/2018	W/R	APPLE MOBILE LEASING, INC	10,000.00	07/16/2018
623358	07/13/2018	W/R	ARMSTRONG	544.49	07/17/2018
623359	07/13/2018	W/R	ARMSTRONG CABLE	204.90	07/16/2018
623360	07/13/2018	W/R	ASCD	39.00	07/17/2018
623361	07/13/2018	W/W	AVIATOR SPORTS BOOSTERS	200.00	
623362	07/13/2018	W/R	B&H FOTO & ELECTRONICS CORP	856.61	07/18/2018
623363	07/13/2018	W/R	BARNES & NOBLE EDUCATION, INC	254.35	07/23/2018



Date: 8/08/2018

C H E C K   R E G I S T E R  
Processing Month: July 2018  
MEDINA CITY SCHOOL DISTRICT

Page: 2  
(CHKREG)

Check#	Check Date	Org Sta	Vendor Paid	Check Amount	Status Date
623364	07/13/2018	W/R	MONARCH SCHOOL	6,625.00	07/16/2018
623365	07/13/2018	W/R	BLICK ART MATERIALS LLC	154.21	07/18/2018
623366	07/13/2018	W/R	BOOKSOURCE	249.42	07/16/2018
623367	07/13/2018	W/R	BRADFORD SCOTT QUADE	123.79	07/13/2018
623368	07/13/2018	W/R	BRIAN MATHEWS	202.32	07/13/2018
623369	07/13/2018	W/R	BRUMBAUGH-HERRICK, INC.	2,575.00	07/30/2018
623370	07/13/2018	W/R	BRUNSWICK ATHLETIC DEPT	470.00	07/17/2018
623371	07/13/2018	W/R	BSN SPORTS LLC	963.00	07/17/2018
623372	07/13/2018	W/R	C MARTIN TRUCKING	1,262.02	07/18/2018
623373	07/13/2018	W/R	CDI COMPUTER DEALERS, INC.	34,990.00	07/13/2018
623374	07/13/2018	W/R	CDWG	2,219.68	07/17/2018
623375	07/13/2018	W/R	CHRONICLE TELEGRAM	597.30	07/24/2018
623376	07/13/2018	W/R	CINTAS CORPORATION	599.14	07/17/2018
623377	07/13/2018	W/R	CINTAS FIRST AID & SAFETY	129.24	07/19/2018
623378	07/13/2018	W/R	CITY OF MEDINA	14,023.02	07/16/2018
623379	07/13/2018	W/R	CLEVELAND PLUMBING	129.61	07/16/2018
623380	07/13/2018	W/R	COLUMBIA GAS OF OHIO, INC	28.68	07/20/2018
623381	07/13/2018	W/R	CUMMINS INTERSTATE POWER INC	200.38	07/18/2018
623382	07/13/2018	W/R	CUYAHOGA COMMUNITY COLLEGE	1,677.65	07/16/2018
623383	07/13/2018	W/R	D & R CARPET SERVICE INC	12,172.26	07/16/2018
623384	07/13/2018	W/R	DAMON INDUSTRIES INC	176.00	07/16/2018
623385	07/13/2018	W/R	DAWN CIPRO	321.14	07/13/2018
623386	07/13/2018	W/R	DE LAGE LANDEN PUBLIC	391,773.26	07/20/2018
623387	07/13/2018	W/R	DOORS AND MORE CO., INC.	21,390.00	07/20/2018
623388	07/13/2018	W/R	EASY GRAPHICS CORP	110,582.00	07/17/2018
623389	07/13/2018	W/R	ENNIS BRITTON CO LPA	834.00	07/13/2018
623390	07/13/2018	W/R	EMG	11,020.50	07/18/2018
623391	07/13/2018	W/R	ERIE ELECTROSTATIC	6,850.00	07/17/2018
623392	07/13/2018	W/R	ESC OF MEDINA COUNTY	275.00	07/16/2018
623393	07/13/2018	W/R	EXPLORELEARNING LLC	7,913.50	07/16/2018
623394	07/13/2018	W/R	FARMERS EXCHANGE CO INC	249.94	07/16/2018
623395	07/13/2018	W/R	FARNHAM EQUIPMENT COMPANY INC	4,968.00	07/16/2018
623396	07/13/2018	W/R	FASTENAL COMPANY	246.25	07/17/2018
623397	07/13/2018	W/R	FBN SYSTEMS, INC.	225.00	07/16/2018
623398	07/13/2018	W/R	BC TECHNOLOGIES CO	2,000.00	07/20/2018
623399	07/13/2018	W/R	FLOWER GALLERY LLC	60.00	07/30/2018
623400	07/13/2018	W/R	FOLLETT SCHOOL SOLUTIONS INC	990.89	07/18/2018
623401	07/13/2018	W/R	FOWLER COMPANY	1,685.00	07/16/2018
623402	07/13/2018	W/R	FREY SCIENTIFIC	7.00	07/18/2018
623403	07/13/2018	W/R	FRONTIER	6,319.95	07/17/2018
623404	07/13/2018	W/R	FRONTLINE TECHNOLOGIES	6,836.25	07/18/2018
623405	07/13/2018	W/R	GALLEY PRINTING, INC.	40.00	07/16/2018
623406	07/13/2018	W/R	GCSSA - GREATER CLEVELAND	100.00	07/26/2018
623407	07/13/2018	W/R	NAPA AUTOMOTIVE PARTS & SERVIC	1,154.48	07/17/2018
623408	07/13/2018	W/W	GLENOAK HIGH SCHOOL	185.00	
623409	07/13/2018	W/R	GRAINGER SUPPLY CO	66.35	07/17/2018
623410	07/13/2018	W/R	GREAT IDEAS FOR TEACHING INC	46.70	07/23/2018
623411	07/13/2018	W/R	GREATER MEDINA CHAMBER	18.00	07/19/2018
623412	07/13/2018	W/R	GRIZZLY AUTO & TIRE	545.47	07/18/2018
623413	07/13/2018	W/R	GVS SAFETY SUPPLIES, INC	605.00	07/17/2018
623414	07/13/2018	W/R	H.S.H. CONSTRUCTION &	2,800.00	07/18/2018
623415	07/13/2018	W/R	HIGHLAND HIGH SCHOOL	200.00	07/16/2018

Date: 8/08/2018

C H E C K   R E G I S T E R  
Processing Month: July 2018  
MEDINA CITY SCHOOL DISTRICT

Page: 3  
(CHKREG)

Check#	Check Date	Org Sta	Vendor Paid	Check Amount	Status Date
623416	07/13/2018	W/R	HILLYARD INC	312.50	07/26/2018
623417	07/13/2018	W/R	HOUGHTON MIFFLIN	544.75	07/16/2018
623418	07/13/2018	W/R	IMPACT GROUP PUBLIC RELATIONS	1,500.00	07/24/2018
623419	07/13/2018	W/R	INTER-CAB CORPORATION	1,490.00	07/20/2018
623420	07/13/2018	W/R	JAKE KUBASTA	51.00	07/18/2018
623421	07/13/2018	W/R	JEANNE BLANKENSHIP	119.84	07/13/2018
623422	07/13/2018	W/R	JEFF HARRISON	270.82	07/13/2018
623423	07/13/2018	W/R	JOSEPH GAUDIO	28.46	07/13/2018
623424	07/13/2018	W/R	JULIE MCCABE	156.19	07/13/2018
623425	07/13/2018	W/R	KAREN PLATZ	4,900.00	07/25/2018
623426	07/13/2018	W/R	KYLE BALAS	32.86	07/17/2018
623427	07/13/2018	W/R	LANGUAGE LEARNING ASSOCIATES	65,040.00	07/13/2018
623428	07/13/2018	W/R	LEADERSHIP MEDINA COUNTY	75.00	07/20/2018
623429	07/13/2018	W/R	LEARNING A-Z	8,995.50	07/16/2018
623430	07/13/2018	W/R	LITCHFIELD EQUIPMENT INC	1,200.00	07/17/2018
623431	07/13/2018	W/R	LODI LUMBER CO	90.98	07/17/2018
623432	07/13/2018	W/R	LORAIN COUNTY COMM. COLLEGE	575.00	07/20/2018
623433	07/13/2018	W/R	MACKIN EDUCATIONAL RESOURCES	2,796.33	07/17/2018
623434	07/13/2018	W/R	MARS ELECTRIC CO.	640.76	07/16/2018
623435	07/13/2018	W/R	MATH LEARNING CENTER	79,979.36	07/20/2018
623436	07/13/2018	W/R	MATTHEW NICOLosi	127.75	07/13/2018
623437	07/13/2018	W/R	MCS FOOD SERVICE DEPT.	359.74	07/16/2018
623438	07/13/2018	W/R	MEDINA AUTO MALL	371.22	07/18/2018
623439	07/13/2018	W/R	MEDINA CITY SCHOOLS	250.00	07/16/2018
623440	07/13/2018	W/R	MEDINA COUNTY BOARD OF	1,620.00	07/17/2018
623441	07/13/2018	W/R	MEDINA COUNTY CAREER CENTER	739.00	07/20/2018
623442	07/13/2018	W/W	MEDINA COUNTY PORT AUTHORITY	853.00	
623443	07/13/2018	W/R	MEDINA COUNTY SANITARY	1,514.65	07/16/2018
623444	07/13/2018	W/R	MEDINA HARDWARE, INC	995.41	07/19/2018
623445	07/13/2018	W/R	MEDINA MULCH & TOPSOIL	225.00	07/24/2018
623446	07/13/2018	W/R	MEGAN PERKINS	1,260.00	07/17/2018
623447	07/13/2018	W/R	MENTOR HIGH SCHOOL	190.00	07/17/2018
623448	07/13/2018	W/R	META SOLUTIONS	17,291.19	07/20/2018
623449	07/13/2018	W/R	MITCHELL CHARVAT	319.26	07/13/2018
623450	07/13/2018	W/R	MNJ TECHNOLOGIES DIRECT INC	1,983.00	07/16/2018
623451	07/13/2018	W/R	MOBYMAX LLC	11,295.00	07/16/2018
623452	07/13/2018	W/R	MONARCH CARPET ONE	8,300.73	07/16/2018
623453	07/13/2018	W/R	MONTVILLE POLICE DEPARTMENT	13,437.28	07/18/2018
623454	07/13/2018	W/R	MT BUSINESS TECHNOLOGIES, INC.	313.93	07/17/2018
623455	07/13/2018	W/R	MUSIC THEATRE INTERNATIONAL	898.89	07/17/2018
623456	07/13/2018	W/R	NAEIR	50.00	07/16/2018
623457	07/13/2018	W/R	THE M CONLEY COMPANY	1,705.26	07/16/2018
623458	07/13/2018	W/R	NORTH GATEWAY TIRE CO INC	229.95	07/16/2018
623459	07/13/2018	W/R	NORTHERN OHIO ROOFING AND	215,100.00	07/16/2018
623460	07/13/2018	W/R	OASBO	100.00	07/16/2018
623461	07/13/2018	W/R	OHIO EDISON COMPANY	102,499.34	07/16/2018
623462	07/13/2018	W/R	OHM ADVISORS	2,500.00	07/17/2018
623463	07/13/2018	W/R	ORMACO	100.00	07/18/2018
623464	07/13/2018	W/R	OSBORNE MEDINA, INC.	232.00	07/16/2018
623465	07/13/2018	W/R	P & A ADMINISTRATIVE SERVICES	362.60	07/18/2018
623466	07/13/2018	W/R	PADUA FRANCISCAN HIGH SCHOOL	200.00	07/20/2018
623467	07/13/2018	W/R	PEARSON ASSESSMENTS	2,014.35	07/16/2018

Date: 8/08/2018

C H E C K   R E G I S T E R  
Processing Month: July 2018  
MEDINA CITY SCHOOL DISTRICT

Page: 4  
(CHKREG)

Check#	Check Date	Org Sta	Vendor Paid	Check Amount	Status Date
623468	07/13/2018	W/R	PITNEY BOWES GLOBAL FINANCIAL	3,035.42	07/16/2018
623469	07/13/2018	W/R	POINT SPRING & DRIVESHAFT CO	453.64	07/17/2018
623470	07/13/2018	W/R	PRECISION ENVIRONMENTAL CO	22,056.00	07/17/2018
623471	07/13/2018	W/R	QUILL CORPORATION	198.91	07/23/2018
623472	07/13/2018	W/R	RAND MCNALLY	1,512.40	07/23/2018
623473	07/13/2018	W/R	REINHARDT SUPPLY COMPANY	4,585.12	07/19/2018
623474	07/13/2018	W/R	RENTEQUIP, INC.	477.40	07/18/2018
623475	07/13/2018	W/R	RICHARD'S WHOLESALE FENCE CO	2,804.85	07/16/2018
623476	07/13/2018	W/R	RICHEY ATHLETICS	6,000.00	07/18/2018
623477	07/13/2018	W/R	ROJEN COMPANY	153.10	07/17/2018
623478	07/13/2018	W/R	ROWLEYS WHOLESALE	1,994.75	07/17/2018
623479	07/13/2018	W/R	SANDRA DEBNAR	26.27	07/13/2018
623480	07/13/2018	W/R	SANDRA DOWNEY	250.00	07/16/2018
623481	07/13/2018	W/R	SC STRATEGIC SOLUTIONS LLC	570.00	07/16/2018
623482	07/13/2018	W/R	CLASSROOM DIRECT	8.29	07/23/2018
623483	07/13/2018	W/R	SCHOOL SPECIALTY, INC	18.19	07/18/2018
623484	07/13/2018	W/R	SCOTT SCRIVEN LLP	1,018.00	07/23/2018
623485	07/13/2018	W/R	SCRUBBER CITY INC	538.24	07/16/2018
623486	07/13/2018	W/R	SECURITY VOICE, INC.	4,000.00	07/19/2018
623487	07/13/2018	W/R	SENDERO THERAPIES, INC.	11,727.16	07/13/2018
623488	07/13/2018	W/W	SENECA EAST HIGH SCHOOL	200.00	
623489	07/13/2018	W/R	SHEARER EQUIPMENT	613.90	07/19/2018
623490	07/13/2018	W/R	SHERWIN WILLIAMS COMPANY	575.14	07/17/2018
623491	07/13/2018	W/R	SPORTSWORLD	1,344.00	07/17/2018
623492	07/13/2018	W/R	STANDARD WELDING & STEEL	70.70	07/16/2018
623493	07/13/2018	W/R	STAPLES INC	77.90	07/18/2018
623494	07/13/2018	W/R	STERLING PAPER CO	488.13	07/16/2018
623495	07/13/2018	W/R	SUBURBAN SCHOOL	10,594.00	07/20/2018
623496	07/13/2018	W/R	SUPECK SEPTIC SERVICES, LLC.	215.00	07/25/2018
623497	07/13/2018	W/R	SUPERIOR PETROLEUM EQUIPMENT	137.01	07/19/2018
623498	07/13/2018	W/R	TALBERT'S COMMERCIAL PRODUCTS	72.99	07/16/2018
623499	07/13/2018	W/R	TAYLOR CONSULTING GROUP	3,135.00	07/16/2018
623500	07/13/2018	W/R	TECH DEFENDERS	234.00	07/17/2018
623501	07/13/2018	W/R	TECHNOLOGY ENGINEERING	12,317.50	07/13/2018
623502	07/13/2018	W/R	THE MISSING PIECE LLC	525.00	07/25/2018
623503	07/13/2018	W/R	TIFFIN COLUMBIA HIGH SCHOOL	280.00	07/31/2018
623504	07/13/2018	W/R	TIMBERS KOVAR CO	375.00	07/16/2018
623505	07/13/2018	W/R	TODD ASSOCIATES, INC	257,901.00	07/16/2018
623506	07/13/2018	W/R	TREE MAINTENANCE SERVICE INC	2,025.00	07/18/2018
623507	07/13/2018	W/R	UNITED RENTALS (N AMERICA) INC	148.00	07/23/2018
623508	07/13/2018	W/R	US BANK EQUIPMENT FINANCE	9,281.30	07/23/2018
623509	07/13/2018	W/R	USA CUSTOM APPAREL LLC	345.00	07/17/2018
623510	07/13/2018	W/R	VANTAGE LEARNING USA LLC	310.00	07/23/2018
623511	07/13/2018	W/R	VERIZON BUSINESS	739.78	07/16/2018
623512	07/13/2018	W/R	VERIZON WIRELESS	381.40	07/16/2018
623513	07/13/2018	W/R	VIDEO SERVICE OF AMERICA	5,589.00	07/16/2018
623514	07/13/2018	W/R	W W WILLIAMS COMPANY LLC	1,580.50	07/18/2018
623515	07/13/2018	W/R	W.B. MASON CO., INC.	167.76	07/16/2018
623516	07/13/2018	W/R	WOLFF BROS. SUPPLY, INC.	1,763.09	07/17/2018
623517	07/13/2018	W/R	YOST EQUIPMENT SALES &	266.50	07/25/2018
623518	07/13/2018	W/R	ZEP SALES & SERVICE	228.44	07/20/2018
623519	07/13/2018	B/R	AMANDA OR JAMES HINES	150.00	07/30/2018



Date: 8/08/2018

C H E C K   R E G I S T E R  
Processing Month: July 2018  
MEDINA CITY SCHOOL DISTRICT

Page: 5  
(CHKREG)

Check#	Check Date	Org Sta	Vendor Paid	Check Amount	Status Date
623520	07/13/2018	B/R	DIANE SCHWANDT	300.00	07/25/2018
623521	07/13/2018	B/R	MICHELLE HUDSON	150.00	07/23/2018
623522	07/13/2018	B/R	RONI OR MICHAEL TOTH	165.00	07/19/2018
623523	07/13/2018	B/R	ROUTE 42 DANCE ACADEMY	190.00	07/20/2018
623524	07/13/2018	B/B	CHELSEA OR DANIEL DUELLEY	10.00	
623525	07/13/2018	B/B	LYNN RINI	30.00	
623526	07/13/2018	B/R	OASBO - FIVE COUNTY	100.00	07/19/2018
623527	07/13/2018	B/R	DENISE BERNATH	18.05	07/27/2018
623528	07/13/2018	B/R	PAYSCHOOLS	120.00	07/27/2018
623529	07/13/2018	B/B	LIVIA OR AARON KOHUT	100.00	
623530	07/13/2018	B/B	N ROYALTON DANCE ACADEMY &	180.00	
623531	07/13/2018	B/R	THE DANCE HOUSE INC	220.00	07/24/2018
623532	07/13/2018	B/R	MATTHEW AND JENNIFER SWIHART	25.00	07/23/2018
623533	07/13/2018	B/R	KRISTINA GOREY	15.00	07/26/2018
623534	07/19/2018	W/R	ABC THERAPY, LTD	932.50	07/19/2018
623535	07/19/2018	W/R	ABCO FIRE PROTECTION INC	422.40	07/23/2018
623536	07/19/2018	W/R	ACUSHNET COMPANY	894.65	07/25/2018
623537	07/19/2018	W/R	ADVANCE AUTO PARTS	48.60	07/24/2018
623538	07/19/2018	W/W	ALAYNA WARRINGTON	600.00	
623539	07/19/2018	W/R	AMAZON.COM	10,422.79	07/23/2018
623540	07/19/2018	W/R	ANGELA NUCKOLS	285.00	07/19/2018
623541	07/19/2018	W/R	ANGIE SELLARS	11.02	07/19/2018
623542	07/19/2018	W/R	APPLIED MSS	199.90	07/25/2018
623543	07/19/2018	W/R	BARBARA REESE	19.00	07/19/2018
623544	07/19/2018	W/R	BLACKBOARD INC (WEBSITE)	32,224.38	07/19/2018
623545	07/19/2018	W/R	BLICK ART MATERIALS LLC	401.74	07/24/2018
623546	07/19/2018	W/R	NORTHERN TOOL & EQUIPMENT	239.90	07/23/2018
623547	07/19/2018	W/R	CARA R COUGHLIN	1,400.00	07/19/2018
623548	07/19/2018	W/R	CARDINAL BUS SALES &	75.55	07/31/2018
623549	07/19/2018	W/R	CENTRAL FARM & GARDEN	1,677.53	07/23/2018
623550	07/19/2018	W/R	CINTAS CORPORATION	655.80	07/23/2018
623551	07/19/2018	W/R	CITY OF MEDINA	10,920.03	07/23/2018
623552	07/19/2018	W/W	CLEVELAND CLINIC ATWORK	8,658.00	
623553	07/19/2018	W/R	COLUMBIA GAS OF OHIO, INC	157.15	07/24/2018
623554	07/19/2018	W/R	COMMUNITY PLAYTHINGS	5,510.00	07/24/2018
623555	07/19/2018	W/R	JOSH MANDEL, STATE TREAS/OHIO	200.00	07/24/2018
623556	07/19/2018	W/R	CPO SCIENCE	156.24	07/23/2018
623557	07/19/2018	W/R	CRANDALL COMPANY, INC	73.44	07/27/2018
623558	07/19/2018	W/R	DAMON INDUSTRIES INC	1,661.15	07/23/2018
623559	07/19/2018	W/R	DANIEL SMITH	24.74	07/19/2018
623560	07/19/2018	W/R	SCHOOLDUDE.COM	4,478.24	07/23/2018
623561	07/19/2018	W/R	ELECTRICAL APPLIANCE REPAIR	152.40	07/24/2018
623562	07/19/2018	W/R	EMERALD FINISHING GROUP LLC	4,075.00	07/19/2018
623563	07/19/2018	W/R	ENTERPRISE FLEET MGMT INC.	9,519.82	07/23/2018
623564	07/19/2018	W/R	FARMERS EXCHANGE CO INC	49.99	07/23/2018
623565	07/19/2018	W/R	FBN SYSTEMS, INC.	3,657.00	07/23/2018
623566	07/19/2018	W/R	FOLLETT SCHOOL SOLUTIONS INC	74.05	07/23/2018
623567	07/19/2018	W/R	FRONTIER	560.53	07/24/2018
623568	07/19/2018	W/R	GALE	7,816.96	07/24/2018
623569	07/19/2018	W/R	NAPA AUTOMOTIVE PARTS & SERVIC	2.44	07/24/2018
623570	07/19/2018	W/R	GORDON FOOD SERVICE	152.64	07/24/2018
623571	07/19/2018	W/R	HEALTHCARE BILLING SERVICES	10,526.66	07/23/2018

Date: 8/08/2018

C H E C K   R E G I S T E R  
Processing Month: July 2018  
MEDINA CITY SCHOOL DISTRICT

Page: 6  
(CHKREG)

Check#	Check Date	Org Sta	Vendor Paid	Check Amount	Status Date
623572	07/19/2018	W/R	KYLE BALAS	35.37	07/23/2018
623573	07/19/2018	W/R	LODI LUMBER CO	296.61	07/24/2018
623574	07/19/2018	W/R	MACK'S, INC.	706.20	07/23/2018
623575	07/19/2018	W/R	MACKIN EDUCATIONAL RESOURCES	632.64	07/23/2018
623576	07/19/2018	W/R	MATTHEW NICOLSI	52.45	07/19/2018
623577	07/19/2018	W/R	MEDINA TRACTOR SALES	226.31	07/23/2018
623578	07/19/2018	W/R	MUSIC IS ELEMENTARY	141.00	07/25/2018
623579	07/19/2018	W/R	OASBO	971.00	07/23/2018
623580	07/19/2018	W/R	OPFMA	760.00	07/20/2018
623581	07/19/2018	W/R	MOTIVATING SYSTEMS	2,180.24	07/24/2018
623582	07/19/2018	W/R	PHILIP BREWER	146.32	07/19/2018
623583	07/19/2018	W/R	RAFCOMM, INC.	48.50	07/26/2018
623584	07/19/2018	W/R	RANDI PASADYN	184.40	07/19/2018
623585	07/19/2018	W/R	REDTREE INVESTMENT GROUP	1,513.58	07/24/2018
623586	07/19/2018	W/R	REINHARDT SUPPLY COMPANY	45.35	07/26/2018
623587	07/19/2018	W/R	RJ VERNAK REFRIGERATION	335.00	07/27/2018
623588	07/19/2018	W/R	ROBERT MEHOTA	125.48	07/19/2018
623589	07/19/2018	W/R	SC STRATEGIC SOLUTIONS LLC	439.20	07/23/2018
623590	07/19/2018	W/R	SCHOOL SPECIALTY, INC	2,187.44	07/23/2018
623591	07/19/2018	W/R	SHERWIN WILLIAMS COMPANY	327.87	07/23/2018
623592	07/19/2018	W/R	SMETZER'S TIRE CENTER, INC.	33.17	07/23/2018
623593	07/19/2018	W/R	SMITH BROTHERS INC.	96.00	07/24/2018
623594	07/19/2018	W/R	SMITH PETERS KALAIL CO., LPA	3,682.84	07/20/2018
623595	07/19/2018	W/R	SUPECK SEPTIC SERVICES, LLC.	965.00	07/25/2018
623596	07/19/2018	W/R	TALBERT'S COMMERCIAL PRODUCTS	52.75	07/24/2018
623597	07/19/2018	W/R	THE BANK OF NEW YORK MELLON	1,250.00	07/23/2018
623598	07/19/2018	W/W	TOTAL EDUCATION SOLUTIONS INC	5,460.00	
623599	07/19/2018	W/R	AUDITOR OF STATE'S OFFICE	400.00	07/23/2018
623600	07/19/2018	W/R	VETTER MEDICAL/FITNESS INC	350.00	07/25/2018
623601	07/19/2018	W/R	VINCENT LIGHTING SYSTEMS CO	2,138.00	07/23/2018
623602	07/19/2018	W/R	W W WILLIAMS COMPANY LLC	442.00	07/23/2018
623603	07/19/2018	W/R	WOLFF BROS. SUPPLY, INC.	32,338.82	07/23/2018
623604	07/19/2018	W/R	ZINKAN ENTERPRISES, INC.	2,400.00	07/20/2018
623605	07/25/2018	W/W	ADLER TEAM SPORTS	55.00	
623606	07/25/2018	W/R	ADVANCE AUTO PARTS	157.02	07/30/2018
623607	07/25/2018	W/R	ALICE TRAINING INSTITUTE LLC	2,650.00	07/30/2018
623608	07/25/2018	W/R	AODK INC	2,842.92	07/30/2018
623609	07/25/2018	W/W	APPLIED MSS	354.49	
623610	07/25/2018	W/R	BSN SPORTS LLC	1,674.55	07/30/2018
623611	07/25/2018	W/R	CARDINAL BUS SALES &	179.54	07/27/2018
623612	07/25/2018	W/R	CINTAS CORPORATION	52.07	07/27/2018
623613	07/25/2018	W/R	COLUMBIA GAS OF OHIO, INC	3,677.21	07/30/2018
623614	07/25/2018	W/R	CRAIG KOMAR	1,614.00	07/25/2018
623615	07/25/2018	W/W	CROWN TROPHY OF MEDINA	105.00	
623616	07/25/2018	W/R	DAMON INDUSTRIES INC	21.75	07/27/2018
623617	07/25/2018	W/W	EASY GRAPHICS CORP	294.73	
623618	07/25/2018	W/R	EDGE DOCUMENT SOLUTIONS, LLC	1,073.00	07/30/2018
623619	07/25/2018	W/R	EDUCATIONAL SERVICE CENTER	32,725.00	07/27/2018
623620	07/25/2018	W/R	EMG	1,479.50	07/30/2018
623621	07/25/2018	W/R	EXTRACTOR CORPORATION	52.65	07/30/2018
623622	07/25/2018	W/W	FBN SYSTEMS, INC.	17,106.00	
623623	07/25/2018	W/R	UNITED STATES TREASURY	2,415.83	07/30/2018

Date: 8/08/2018

C H E C K   R E G I S T E R  
Processing Month: July 2018  
MEDINA CITY SCHOOL DISTRICT

Page: 7  
(CHKREG)

Check#	Check Date	Org Sta	Vendor Paid	Check Amount	Status Date
623624	07/25/2018	W/R	JEFF HARRISON	270.00	07/25/2018
623625	07/25/2018	W/R	MAGNIFICAT HIGH SCHOOL	250.00	07/31/2018
623626	07/25/2018	W/R	MCMASTER-CARR	13.99	07/27/2018
623627	07/25/2018	W/W	MEDINA GLASS COMPANY	239.00	
623628	07/25/2018	W/R	MNJ TECHNOLOGIES DIRECT INC	3,359.40	07/30/2018
623629	07/25/2018	W/W	MONARCH CARPET ONE	1,231.36	
623630	07/25/2018	W/R	MONTVILLE POLICE DEPARTMENT	72.00	07/31/2018
623631	07/25/2018	W/R	MT BUSINESS TECHNOLOGIES, INC.	369.00	07/27/2018
623632	07/25/2018	W/R	MULTI-COUNTY JUVENILE	16,890.38	07/27/2018
623633	07/25/2018	W/R	NORTH GATEWAY TIRE CO INC	92.50	07/27/2018
623634	07/25/2018	W/R	OHIO EDISON COMPANY	87.32	07/27/2018
623635	07/25/2018	W/R	OHIO SCHOOLS COUNCIL- NAT GAS	16,319.00	07/31/2018
623636	07/25/2018	W/R	OPFMA	150.00	07/26/2018
623637	07/25/2018	W/R	P & A ADMINISTRATIVE SERVICES	358.90	07/30/2018
623638	07/25/2018	W/R	PITNEY BOWES GLOBAL FINANCIAL	296.38	07/31/2018
623639	07/25/2018	W/W	PORTA PHONE COMPANY	599.00	
623640	07/25/2018	W/W	ROJEN COMPANY	359.00	
623641	07/25/2018	W/W	ROUND TRACKER	78.50	
623642	07/25/2018	W/R	SHEARER EQUIPMENT	132.99	07/31/2018
623643	07/25/2018	W/R	SHERWIN WILLIAMS COMPANY	116.93	07/30/2018
623644	07/25/2018	W/R	SHIFFLER EQUIPMENT SALES INC	95.75	07/30/2018
623645	07/25/2018	W/R	SMITH BROTHERS INC.	72.00	07/30/2018
623646	07/25/2018	W/R	STANDARD WELDING & STEEL	9.95	07/30/2018
623647	07/25/2018	W/R	TALBERT'S COMMERCIAL PRODUCTS	31.95	07/30/2018
623648	07/25/2018	W/W	TEXTHELP INC	1,500.00	
623649	07/25/2018	W/R	TODD ASSOCIATES, INC	4,864.80	07/27/2018
623650	07/25/2018	W/W	US BANK EQUIPMENT FINANCE	11,415.00	
623651	07/25/2018	W/W	US SCHOOL SUPPLY, INC.	60.15	
623652	07/25/2018	W/R	VERIZON BUSINESS	544.37	07/31/2018
623654	07/25/2018	B/R	DANIEL TVRDIK	150.00	07/25/2018
623655	07/31/2018	B/B	EMILY PLATZ	1,000.00	
942386	07/06/2018	C/C	MEMO -MEDINA CITY SCHOOLS	1,774,535.84	
942387	07/20/2018	C/C	MEMO -MEDINA CITY SCHOOLS	1,803,635.40	
942388	07/20/2018	C/C	MEMO -MEDINA CITY SCHOOLS	500.00	
942389	07/20/2018	C/C	MEMO -MEDINA CITY SCHOOLS	2.50	

Total Checks Issued      \$ 8,250,507.41

Date: 08/08/18  
Time: 2:40 pm

MEDINA CITY SCHOOL DISTRICT  
Appropriation Account Summary  
SORTED BY FUND-SCC

Page: 1  
(APPSUM)

FYTD Appropriated	Prior FY Carryover Encumbrances	FYTD Expendable	FYTD Actual Expenditures	MTD Actual Expenditures	Current Encumbrances	FYTD Unencumbered Balance	FYTD Percent Exp/Enc
*****TOTAL FOR FUND-SCC 001 0000 (GENERAL FUND):							
63,745,748.94	723,414.76	64,469,163.70	6,185,663.45	6,185,663.45	3,030,807.42	55,252,692.83	14.30
=====							
*****TOTAL FOR FUND-SCC 002 0000 (BOND RETIREMENT):							
1,408,750.00	0.00	1,408,750.00	0.00	0.00	0.00	1,408,750.00	0.00
=====							
*****TOTAL FOR FUND-SCC 002 9000 (BOND RETIREMENT - NEW ELEM/SR HIGH):							
4,269,786.50	0.00	4,269,786.50	0.00	0.00	0.00	4,269,786.50	0.00
=====							
*****TOTAL FOR FUND-SCC 002 9012 (LOCAL SALES TAX RETIREMENT OF COPS):							
1,742,687.50	0.00	1,742,687.50	1,250.00	1,250.00	0.00	1,741,437.50	0.07
=====							
*****TOTAL FOR FUND-SCC 002 9014 (CONSOLIDATION - ENERGY & TRANSP NOTES):							
344,806.25	0.00	344,806.25	0.00	0.00	0.00	344,806.25	0.00
=====							
*****TOTAL FOR FUND-SCC 003 0000 (PERMANENT IMPROVEMENT FUND):							
126,628.88	0.00	126,628.88	0.00	0.00	0.00	126,628.88	0.00
=====							
*****TOTAL FOR FUND-SCC 003 9000 (PERMANENT IMPROVEMENT FUND):							
989.14	0.00	989.14	0.00	0.00	0.00	989.14	0.00
=====							
*****TOTAL FOR FUND-SCC 003 9001 (MEDINA CITY REC CENTER-PERMANENT IMPROV.):							
100,000.00	13,957.50	113,957.50	0.00	0.00	54,287.50	59,670.00	47.64
=====							
*****TOTAL FOR FUND-SCC 006 0000 (LUNCHROOM FUND):							
1,772,914.00	16,398.18	1,789,312.18	97,978.80	97,978.80	211,221.69	1,480,111.69	17.28
=====							
*****TOTAL FOR FUND-SCC 007 9004 (COLLINS SCHOLARSHIP/POST-GRADUATE):							
16,000.00	0.00	16,000.00	0.00	0.00	0.00	16,000.00	0.00
=====							

Date: 08/08/18  
Time: 2:40 pm

MEDINA CITY SCHOOL DISTRICT  
Appropriation Account Summary  
SORTED BY FUND-SCC

Page: 2  
(APPSUM)

FYTD Appropriated	Prior FY Carryover Encumbrances	FYTD Expendable	FYTD Actual Expenditures	MTD Actual Expenditures	Current Encumbrances	FYTD Unencumbered Balance	FYTD Percent Exp/Enc
*****TOTAL FOR FUND-SCC 007 9111 (CHARLES STANGEL SCHOLARSHIP FUND):							
1,000.00	0.00	1,000.00	0.00	0.00	0.00	1,000.00	0.00
=====							
*****TOTAL FOR FUND-SCC 007 9333 (RIOS STUDENT LEADER SCHOLAR.):							
5,000.00	0.00	5,000.00	0.00	0.00	0.00	5,000.00	0.00
=====							
*****TOTAL FOR FUND-SCC 008 9002 (KANEHL MUSIC TRUST):							
250.00	0.00	250.00	0.00	0.00	0.00	250.00	0.00
=====							
*****TOTAL FOR FUND-SCC 008 9003 (RICHARD HOFFMAN COLLINS MEMORIAL SCHOLARSHIP ):							
40,000.00	0.00	40,000.00	0.00	0.00	0.00	40,000.00	0.00
=====							
*****TOTAL FOR FUND-SCC 008 9112 (ELAINE BUSHMAN FUND):							
500.00	0.00	500.00	0.00	0.00	0.00	500.00	0.00
=====							
*****TOTAL FOR FUND-SCC 009 9110 (UNIFORM SUPPLIES GARFIELD):							
8,710.00	0.00	8,710.00	0.00	0.00	2,750.00	5,960.00	31.57
=====							
*****TOTAL FOR FUND-SCC 009 9120 (UNIFORM SUPPLIES - CANAVAN):							
10,853.00	0.00	10,853.00	0.00	0.00	2,000.00	8,853.00	18.43
=====							
*****TOTAL FOR FUND-SCC 009 9130 (UNIFORM SUPPLIES - FENN):							
16,764.00	0.00	16,764.00	0.00	0.00	8,230.14	8,533.86	49.09
=====							
*****TOTAL FOR FUND-SCC 009 9140 (UNIFORM SUPPLIES - HERITAGE):							
10,426.00	155.74	10,581.74	155.74	155.74	2,800.00	7,626.00	27.93
=====							
*****TOTAL FOR FUND-SCC 009 9160 (UNIFORM SUPPLIES - BLAKE):							
13,303.00	75.40	13,378.40	0.00	0.00	3,918.15	9,460.25	29.29
=====							



Date: 08/08/18  
Time: 2:40 pm

MEDINA CITY SCHOOL DISTRICT  
Appropriation Account Summary  
SORTED BY FUND-SCC

Page: 3  
(APPSUM)

FYTD Appropriated	Prior FY Carryover Encumbrances	FYTD Expendable	FYTD Actual Expenditures	MTD Actual Expenditures	Current Encumbrances	FYTD Unencumbered Balance	FYTD Percent Exp/Enc
*****TOTAL FOR FUND-SCC 009 9170 (UNIFORM SUPPLIES - RALPH WAITE ELEMENTARY):							
14,778.00	732.71	15,510.71	0.00	0.00	3,232.71	12,278.00	20.84
=====							
*****TOTAL FOR FUND-SCC 009 9180 (UNIFORM SUPPLIES - ELIZA NORTHROP ELEMENTARY ):							
10,431.00	0.00	10,431.00	0.00	0.00	2,022.45	8,408.55	19.39
=====							
*****TOTAL FOR FUND-SCC 009 9200 (UNIFORM SUPPLIES - CLAGGETT MIDDLE SCHOOL):							
46,400.00	37.82	46,437.82	6.99	6.99	31,686.58	14,744.25	68.25
=====							
*****TOTAL FOR FUND-SCC 009 9210 (UNIFORM SUPPLIES - A.I. ROOT MIDDLE SCHOOL):							
31,870.00	56.86	31,926.86	0.00	0.00	24,630.93	7,295.93	77.15
=====							
*****TOTAL FOR FUND-SCC 009 9300 (UNIFORM SUPPLIES - SENIOR HIGH SCHOOL):							
197,400.00	2,195.68	199,595.68	461.18	461.18	173,163.42	25,971.08	86.99
=====							
*****TOTAL FOR FUND-SCC 014 9016 (MEDINA CNTY JUV DET CNTR):							
0.00	0.00	0.00	22,209.33	22,209.33	0.00	22,209.33-	0.00
=====							
*****TOTAL FOR FUND-SCC 014 9116 (EVOLVE FY 16):							
167,800.00	7,179.89	174,979.89	36,873.49	36,873.49	15,326.00	122,780.40	29.83
=====							
*****TOTAL FOR FUND-SCC 016 0000 (EMERGENCY LEVY):							
4,752,870.00	12,737.28	4,765,607.28	234,659.82	234,659.82	14,000.00	4,516,947.46	5.22
=====							
*****TOTAL FOR FUND-SCC 018 9110 (PRINCIPAL'S FUND - GARFIELD):							
9,900.00	75.00	9,975.00	75.00	75.00	2,800.00	7,100.00	28.82
=====							
*****TOTAL FOR FUND-SCC 018 9113 (GARFIELD MEDIA CENTER):							
3,500.00	0.00	3,500.00	0.00	0.00	0.00	3,500.00	0.00
=====							

Date: 08/08/18  
Time: 2:40 pm

MEDINA CITY SCHOOL DISTRICT  
Appropriation Account Summary  
SORTED BY FUND-SCC

Page: 4  
(APPSUM)

FYTD Appropriated	Prior FY Carryover Encumbrances	FYTD Expendable	FYTD Actual Expenditures	MTD Actual Expenditures	Current Encumbrances	FYTD Unencumbered Balance	FYTD Percent Exp/Enc
*****TOTAL FOR FUND-SCC 018 9120 (PRINCIPAL - CANAVAN):							
13,720.00	1,764.50	15,484.50	0.00	0.00	9,078.46	6,406.04	58.63
=====							
*****TOTAL FOR FUND-SCC 018 9123 (BOOK FAIR - CANAVAN):							
8,000.00	0.00	8,000.00	0.00	0.00	8,000.00	0.00	100.00
=====							
*****TOTAL FOR FUND-SCC 018 9130 (PRINCIPAL - FENN):							
30,000.00	663.94	30,663.94	724.09	724.09	10,244.38	19,695.47	35.77
=====							
*****TOTAL FOR FUND-SCC 018 9132 (FENN SCHOOL STORE):							
750.00	0.00	750.00	0.00	0.00	300.00	450.00	40.00
=====							
*****TOTAL FOR FUND-SCC 018 9133 (BOOK FAIR - FENN):							
250.00	0.00	250.00	0.00	0.00	0.00	250.00	0.00
=====							
*****TOTAL FOR FUND-SCC 018 9135 (MEDINA SKI TEAM - DISTRICTWIDE):							
7,000.00	0.00	7,000.00	0.00	0.00	0.00	7,000.00	0.00
=====							
*****TOTAL FOR FUND-SCC 018 9140 (PRINCIPAL'S FUND - HERITAGE):							
23,450.00	619.30	24,069.30	0.00	0.00	4,819.30	19,250.00	20.02
=====							
*****TOTAL FOR FUND-SCC 018 9143 (HERITAGE MEDIA CENTER):							
6,000.00	0.00	6,000.00	0.00	0.00	0.00	6,000.00	0.00
=====							
*****TOTAL FOR FUND-SCC 018 9160 (PRINCIPAL'S FUND - H G BLAKE):							
25,100.00	383.83	25,483.83	74.15	74.15	2,859.68	22,550.00	11.51
=====							
*****TOTAL FOR FUND-SCC 018 9161 (LEADER IN ME - BLAKE):							
7,300.00	0.00	7,300.00	0.00	0.00	0.00	7,300.00	0.00
=====							

Date: 08/08/18  
Time: 2:40 pm

MEDINA CITY SCHOOL DISTRICT  
Appropriation Account Summary  
SORTED BY FUND-SCC

Page: 5  
(APPSUM)

FYTD Appropriated	Prior FY Carryover Encumbrances	FYTD Expendable	FYTD Actual Expenditures	MTD Actual Expenditures	Current Encumbrances	FYTD Unencumbered Balance	FYTD Percent Exp/Enc
*****TOTAL FOR FUND-SCC 018 9162 (BLAKE RUNNING CLUB):							
200.00	0.00	200.00	0.00	0.00	0.00	200.00	0.00
=====							
*****TOTAL FOR FUND-SCC 018 9163 (BLAKE MEDIA CENTER):							
9,500.00	0.00	9,500.00	0.00	0.00	50.00	9,450.00	0.53
=====							
*****TOTAL FOR FUND-SCC 018 9170 (PRINCIPALS FUND - RALPH WAITE ELEMENTARY):							
19,800.00	1,033.32	20,833.32	131.98	131.98	1,051.34	19,650.00	5.68
=====							
*****TOTAL FOR FUND-SCC 018 9173 (MEDIA CENTER RALPH WAITE ELEMENTARY):							
10,000.00	2,377.13	12,377.13	0.00	0.00	2,377.13	10,000.00	19.21
=====							
*****TOTAL FOR FUND-SCC 018 9180 (PRINCIPALS FUND ELIZA NORTHROP ELEMENTARY):							
23,600.00	641.82	24,241.82	0.00	0.00	6,450.00	17,791.82	26.61
=====							
*****TOTAL FOR FUND-SCC 018 9181 (NORTHROP ELEMENTARY SCHOOL STORE):							
500.00	0.00	500.00	0.00	0.00	50.00	450.00	10.00
=====							
*****TOTAL FOR FUND-SCC 018 9183 (MEDIA CENTER ELIZA NORTHROP ELEMENTARY):							
5,000.00	3,000.00	8,000.00	0.00	0.00	3,050.00	4,950.00	38.13
=====							
*****TOTAL FOR FUND-SCC 018 9200 (PRINCIPAL'S FUND - CLAGGETT M.S.):							
30,500.00	1,491.33	31,991.33	633.29	633.29	2,750.53	28,607.51	10.58
=====							
*****TOTAL FOR FUND-SCC 018 9203 (CLAGGETT M.S. MEDIA CENTER):							
3,200.00	0.00	3,200.00	0.00	0.00	0.00	3,200.00	0.00
=====							
*****TOTAL FOR FUND-SCC 018 9210 (PRINCIPAL'S FUND - ROOT M.S.):							
42,000.00	4,512.67	46,512.67	1,249.99	1,249.99	14,922.67	30,340.01	34.77
=====							



Date: 08/08/18  
Time: 2:40 pm

MEDINA CITY SCHOOL DISTRICT  
Appropriation Account Summary  
SORTED BY FUND-SCC

Page: 6  
(APPSUM)

FYTD Appropriated	Prior FY Carryover Encumbrances	FYTD Expendable	FYTD Actual Expenditures	MTD Actual Expenditures	Current Encumbrances	FYTD Unencumbered Balance	FYTD Percent Exp/Enc
*****TOTAL FOR FUND-SCC 018 9211 (ROOT M.S. MEDIA CENTER):							
5,100.00	0.00	5,100.00	0.00	0.00	50.00	5,050.00	0.98
=====							
*****TOTAL FOR FUND-SCC 018 9300 (PRINCIPAL'S FUND - SENIOR HIGH):							
41,000.00	7,619.86	48,619.86	592.86	592.86	45,876.10	2,150.90	95.58
=====							
*****TOTAL FOR FUND-SCC 018 9303 (PERFORMING ARTS):							
63,350.00	24,503.78	87,853.78	6,425.32	6,425.32	79,128.14	2,300.32	97.38
=====							
*****TOTAL FOR FUND-SCC 018 9304 (BUZZ):							
13,850.00	4,899.23	18,749.23	0.00	0.00	18,749.23	0.00	100.00
=====							
*****TOTAL FOR FUND-SCC 018 9901 (PUBLIC SCHOOL SUPPORT - INSTRUCTION DEPT.):							
0.00	2,580.94	2,580.94	12,756.41	12,756.41	1,201.94	11,377.41-	540.82
=====							
*****TOTAL FOR FUND-SCC 018 9906 (COMMUNICATIONS - PUBLIC SCHOOL SUPPORT):							
0.00	29.79	29.79	0.00	0.00	415.39	385.60-	0.00
=====							
*****TOTAL FOR FUND-SCC 019 9008 (MCDAC GRANT FY18):							
0.00	0.00	0.00	12,733.70	12,733.70	0.00	12,733.70-	0.00
=====							
*****TOTAL FOR FUND-SCC 020 9001 (TRANSPORTATION ENTERPRISE):							
20,000.00	1,931.26	21,931.26	1,936.26	1,936.26	6,000.00	13,995.00	36.19
=====							
*****TOTAL FOR FUND-SCC 022 9000 (Unclaimed funds):							
0.00	0.00	0.00	156.24	156.24	4,843.76	5,000.00-	0.00
=====							
*****TOTAL FOR FUND-SCC 022 9300 (OH HIGH SCHOOL ATH ASSOC FUND):							
60,000.00	0.00	60,000.00	0.00	0.00	0.00	60,000.00	0.00
=====							

Date: 08/08/18  
Time: 2:40 pm

MEDINA CITY SCHOOL DISTRICT  
Appropriation Account Summary  
SORTED BY FUND-SCC

Page: 7  
(APPSUM)

FYTD Appropriated	Prior FY Carryover Encumbrances	FYTD Expendable	FYTD Actual Expenditures	MTD Actual Expenditures	Current Encumbrances	FYTD Unencumbered Balance	FYTD Percent Exp/Enc
*****TOTAL FOR FUND-SCC 024 9001 (MEDICAL AND DRUG/SELF INSURANCE FUNDS):							
8,268,000.00	0.00	8,268,000.00	956,235.39	956,235.39	1,898,264.61	5,413,500.00	34.52
=====							
*****TOTAL FOR FUND-SCC 024 9002 (DENTAL SELF INSURANCE FUNDS):							
675,000.00	0.00	675,000.00	55,841.69	55,841.69	114,158.31	505,000.00	25.19
=====							
*****TOTAL FOR FUND-SCC 024 9094 (FLEX PRO):							
150,000.00	362.60	150,362.60	10,021.27	10,021.27	34,084.58	106,256.75	29.33
=====							
*****TOTAL FOR FUND-SCC 027 0000 (WORKMANS COMP.-SELF INS):							
206,000.00	0.00	206,000.00	20,982.71	20,982.71	114,017.29	71,000.00	65.53
=====							
*****TOTAL FOR FUND-SCC 071 9013 (LOCAL SALES TAX PERMANENT IMPROVEMENTS):							
0.00	154,962.28	154,962.28	261,695.74	261,695.74	1,200,745.79	1,307,479.25	943.74
=====							
*****TOTAL FOR FUND-SCC 200 9110 (GARFIELD STUDENT COUNCIL/K-KIDS CLUB):							
1,500.00	0.00	1,500.00	0.00	0.00	400.00	1,100.00	26.67
=====							
*****TOTAL FOR FUND-SCC 200 9111 (GARFIELD CHESS CLUB):							
200.00	0.00	200.00	0.00	0.00	0.00	200.00	0.00
=====							
*****TOTAL FOR FUND-SCC 200 9121 (ELLA CANAVAN STUDENT COUNCIL):							
390.00	0.00	390.00	0.00	0.00	200.00	190.00	51.28
=====							
*****TOTAL FOR FUND-SCC 200 9185 (K-KIDS KIWANIS ACTIVITY CLUB-NORTHROP):							
2,500.00	0.00	2,500.00	0.00	0.00	1,000.00	1,500.00	40.00
=====							
*****TOTAL FOR FUND-SCC 200 9202 (CLAGGETT MIDDLE SCH. STUDENT COUNCIL):							
4,814.00	0.00	4,814.00	0.00	0.00	3,000.00	1,814.00	62.32
=====							

Date: 08/08/18  
Time: 2:40 pm

MEDINA CITY SCHOOL DISTRICT  
Appropriation Account Summary  
SORTED BY FUND-SCC

Page: 8  
(APPSUM)

FYTD Appropriated	Prior FY Carryover Encumbrances	FYTD Expendable	FYTD Actual Expenditures	MTD Actual Expenditures	Current Encumbrances	FYTD Unencumbered Balance	FYTD Percent Exp/Enc
*****TOTAL FOR FUND-SCC 200 9205 (CLAGGETT MIDDLE SCH. BUILDERS CLUB):							
300.00	0.00	300.00	0.00	0.00	0.00	300.00	0.00
=====							
*****TOTAL FOR FUND-SCC 200 9209 (CLAGGETT MIDDLE SCHOOL DRAMA CLUB):							
6,000.00	0.00	6,000.00	0.00	0.00	0.00	6,000.00	0.00
=====							
*****TOTAL FOR FUND-SCC 200 9253 (BUILDERS' CLUB - ROOT M.S.):							
250.00	0.00	250.00	0.00	0.00	250.00	0.00	100.00
=====							
*****TOTAL FOR FUND-SCC 200 9254 (HONORS ACADEMY - ROOT):							
4,150.00	37.33	4,187.33	0.00	0.00	2,037.33	2,150.00	48.65
=====							
*****TOTAL FOR FUND-SCC 200 9256 (DRAMA CLUB - ROOT M.S.):							
3,826.00	0.00	3,826.00	0.00	0.00	1,913.00	1,913.00	50.00
=====							
*****TOTAL FOR FUND-SCC 200 9258 (STUDENT COUNCIL - ROOT M.S.):							
2,000.00	103.88	2,103.88	7.00-	7.00-	2,103.88	7.00	99.67
=====							
*****TOTAL FOR FUND-SCC 200 9301 (YOUNG AMERICANS FOR FREEDOM):							
3,200.00	0.00	3,200.00	0.00	0.00	3,200.00	0.00	100.00
=====							
*****TOTAL FOR FUND-SCC 200 9302 (ART CLUB):							
200.00	0.00	200.00	0.00	0.00	200.00	0.00	100.00
=====							
*****TOTAL FOR FUND-SCC 200 9303 (INTERNATIONAL CULTURAL EXPLORATION):							
200.00	0.00	200.00	0.00	0.00	200.00	0.00	100.00
=====							
*****TOTAL FOR FUND-SCC 200 9305 (CHEMCLUB):							
900.00	0.00	900.00	0.00	0.00	900.00	0.00	100.00
=====							

Date: 08/08/18  
Time: 2:40 pm

MEDINA CITY SCHOOL DISTRICT  
Appropriation Account Summary  
SORTED BY FUND-SCC

Page: 9  
(APPSUM)

FYTD Appropriated	Prior FY Carryover Encumbrances	FYTD Expendable	FYTD Actual Expenditures	MTD Actual Expenditures	Current Encumbrances	FYTD Unencumbered Balance	FYTD Percent Exp/Enc
*****TOTAL FOR FUND-SCC 200 9306 (OPERATION SMILE):							
170.00	0.00	170.00	0.00	0.00	170.00	0.00	100.00
=====							
*****TOTAL FOR FUND-SCC 200 9307 (CHOIR):							
0.00	23,306.57	23,306.57	0.00	0.00	23,306.57	0.00	100.00
=====							
*****TOTAL FOR FUND-SCC 200 9309 (IMPROV CLUB):							
4,300.00	0.00	4,300.00	0.00	0.00	4,300.00	0.00	100.00
=====							
*****TOTAL FOR FUND-SCC 200 9312 (DRAMA CLUB):							
22,000.00	898.89	22,898.89	898.89	898.89	22,000.00	0.00	100.00
=====							
*****TOTAL FOR FUND-SCC 200 9318 (GIRLS LEADERSHIP CLUB):							
250.00	0.00	250.00	0.00	0.00	250.00	0.00	100.00
=====							
*****TOTAL FOR FUND-SCC 200 9321 (KEY CLUB):							
10,000.00	5,496.19	15,496.19	409.21	409.21	15,086.98	0.00	100.00
=====							
*****TOTAL FOR FUND-SCC 200 9323 (MEDINAMITE):							
3,000.00	0.00	3,000.00	0.00	0.00	3,000.00	0.00	100.00
=====							
*****TOTAL FOR FUND-SCC 200 9324 (MEDINIAN):							
11,900.00	2,108.28	14,008.28	0.00	0.00	7,108.28	6,900.00	50.74
=====							
*****TOTAL FOR FUND-SCC 200 9325 (MHS BAND):							
25,000.00	0.00	25,000.00	671.35	671.35	25,000.00	671.35-	102.69
=====							
*****TOTAL FOR FUND-SCC 200 9326 (NATIONAL HONOR SOCIETY):							
3,500.00	0.00	3,500.00	0.00	0.00	3,500.00	0.00	100.00
=====							

Date: 08/08/18  
Time: 2:40 pm

MEDINA CITY SCHOOL DISTRICT  
Appropriation Account Summary  
SORTED BY FUND-SCC

Page: 10  
(APPSUM)

FYTD Appropriated	Prior FY Carryover Encumbrances	FYTD Expendable	FYTD Actual Expenditures	MTD Actual Expenditures	Current Encumbrances	FYTD Unencumbered Balance	FYTD Percent Exp/Enc
*****TOTAL FOR FUND-SCC 200 9327 (ORCHESTRA):							
3,000.00	0.00	3,000.00	0.00	0.00	3,000.00	0.00	100.00
=====							
*****TOTAL FOR FUND-SCC 200 9330 (SCIENCE OLYMPIAD CLUB):							
1,720.00	0.00	1,720.00	0.00	0.00	1,720.00	0.00	100.00
=====							
*****TOTAL FOR FUND-SCC 200 9333 (STUDENT COUNCIL):							
43,000.00	3,121.27	46,121.27	4,714.61	4,714.61	41,600.00	193.34	100.42
=====							
*****TOTAL FOR FUND-SCC 200 9335 (LATIN CLUB):							
5,000.00	0.00	5,000.00	0.00	0.00	5,000.00	0.00	100.00
=====							
*****TOTAL FOR FUND-SCC 200 9339 (SPEECH/DEBATE CLUB):							
32,500.00	2,422.88	34,922.88	239.36	239.36	32,500.00	2,183.52	93.75
=====							
*****TOTAL FOR FUND-SCC 200 9340 (S. A. D. D.):							
1,000.00	0.00	1,000.00	0.00	0.00	1,000.00	0.00	100.00
=====							
*****TOTAL FOR FUND-SCC 200 9346 (PENGUIN BOWL/NOSB):							
600.00	0.00	600.00	0.00	0.00	600.00	0.00	100.00
=====							
*****TOTAL FOR FUND-SCC 200 9350 (TECHNOLOGY CLUB):							
3,600.00	145.73	3,745.73	0.00	0.00	3,745.73	0.00	100.00
=====							
*****TOTAL FOR FUND-SCC 200 9352 (VIDEO CLUB - SR HI):							
6,000.00	0.00	6,000.00	0.00	0.00	6,000.00	0.00	100.00
=====							
*****TOTAL FOR FUND-SCC 200 9353 (CHINESE CLUB):							
100.00	0.00	100.00	0.00	0.00	100.00	0.00	100.00
=====							

Date: 08/08/18  
Time: 2:40 pm

MEDINA CITY SCHOOL DISTRICT  
Appropriation Account Summary  
SORTED BY FUND-SCC

Page: 11  
(APPSUM)

FYTD Appropriated	Prior FY Carryover Encumbrances	FYTD Expendable	FYTD Actual Expenditures	MTD Actual Expenditures	Current Encumbrances	FYTD Unencumbered Balance	FYTD Percent Exp/Enc
*****TOTAL FOR FUND-SCC 200 9380 (V O F T):							
25,000.00	15,639.11	40,639.11	0.00	0.00	40,639.11	0.00	100.00
=====							
*****TOTAL FOR FUND-SCC 200 9418 (CLASS OF 2018):							
0.00	5,817.11	5,817.11	5,655.24	5,655.24	0.00	161.87	97.22
=====							
*****TOTAL FOR FUND-SCC 200 9419 (CLASS OF 2019):							
5,700.00	4,919.39	10,619.39	575.57-	575.57-	10,619.39	575.57	94.58
=====							
*****TOTAL FOR FUND-SCC 200 9420 (CLASS OF 2020):							
47,970.00	0.00	47,970.00	0.00	0.00	47,970.00	0.00	100.00
=====							
*****TOTAL FOR FUND-SCC 200 9421 (CLASS OF 2021):							
4,900.00	0.00	4,900.00	0.00	0.00	3,100.00	1,800.00	63.27
=====							
*****TOTAL FOR FUND-SCC 200 9422 (CLASS OF 2022):							
1,850.00	0.00	1,850.00	0.00	0.00	1,850.00	0.00	100.00
=====							
*****TOTAL FOR FUND-SCC 300 0000 (ATHLETIC FUND):							
410,500.00	23,132.01	433,632.01	54,617.81	54,617.81	96,356.23	282,657.97	34.82
=====							
*****TOTAL FOR FUND-SCC 300 9110 (GARFIELD FIELD TRIPS):							
10,000.00	0.00	10,000.00	0.00	0.00	500.00	9,500.00	5.00
=====							
*****TOTAL FOR FUND-SCC 300 9120 (CANAVAN FIELD TRIP):							
10,695.00	225.00	10,920.00	184.68	184.68	0.00	10,735.32	1.69
=====							
*****TOTAL FOR FUND-SCC 300 9130 (FENN FIELD TRIPS):							
10,000.00	0.00	10,000.00	0.00	0.00	0.00	10,000.00	0.00
=====							

Date: 08/08/18  
Time: 2:40 pm

MEDINA CITY SCHOOL DISTRICT  
Appropriation Account Summary  
SORTED BY FUND-SCC

Page: 12  
(APPSUM)

FYTD Appropriated	Prior FY Carryover Encumbrances	FYTD Expendable	FYTD Actual Expenditures	MTD Actual Expenditures	Current Encumbrances	FYTD Unencumbered Balance	FYTD Percent Exp/Enc
*****TOTAL FOR FUND-SCC 300 9140 (HERITAGE FIELD TRIPS):							
6,947.00	0.00	6,947.00	0.00	0.00	0.00	6,947.00	0.00
=====							
*****TOTAL FOR FUND-SCC 300 9160 (BLAKE FIELD TRIPS):							
11,000.00	0.00	11,000.00	0.00	0.00	300.00	10,700.00	2.73
=====							
*****TOTAL FOR FUND-SCC 300 9170 (WAITE FIELD TRIPS):							
12,000.00	0.00	12,000.00	0.00	0.00	2,000.00	10,000.00	16.67
=====							
*****TOTAL FOR FUND-SCC 300 9180 (NORTHROP FIELD TRIPS):							
10,000.00	3,660.00	13,660.00	3,660.00	3,660.00	0.00	10,000.00	26.79
=====							
*****TOTAL FOR FUND-SCC 300 9201 (CLAGGETT MIDDLE SCH. BAND FUND):							
44,000.00	0.00	44,000.00	0.00	0.00	38,000.00	6,000.00	86.36
=====							
*****TOTAL FOR FUND-SCC 300 9208 (CLAGGETT - 6TH GRADE TRIPS):							
111,500.00	0.00	111,500.00	0.00	0.00	0.00	111,500.00	0.00
=====							
*****TOTAL FOR FUND-SCC 300 9250 (ROOT M.S. BAND FUND):							
18,200.00	0.00	18,200.00	0.00	0.00	18,200.00	0.00	100.00
=====							
*****TOTAL FOR FUND-SCC 300 9253 (ROOT M.S. BEEHIVE):							
850.00	134.97	984.97	87.05	87.05	200.00	697.92	29.14
=====							
*****TOTAL FOR FUND-SCC 300 9258 (ROOT - DISTRICT SUPERVISED ACTIVITIES):							
140,730.00	0.00	140,730.00	0.00	0.00	115,486.25	25,243.75	82.06
=====							
*****TOTAL FOR FUND-SCC 300 9301 (BOWLING CLUB):							
4,000.00	0.00	4,000.00	0.00	0.00	4,000.00	0.00	100.00
=====							



Date: 08/08/18  
Time: 2:40 pm

MEDINA CITY SCHOOL DISTRICT  
Appropriation Account Summary  
SORTED BY FUND-SCC

Page: 13  
(APPSUM)

FYTD Appropriated	Prior FY Carryover Encumbrances	FYTD Expendable	FYTD Actual Expenditures	MTD Actual Expenditures	Current Encumbrances	FYTD Unencumbered Balance	FYTD Percent Exp/Enc
*****TOTAL FOR FUND-SCC 300 9302 (MENS VOLLEYBALL):							
5,900.00	0.00	5,900.00	0.00	0.00	0.00	5,900.00	0.00
=====							
*****TOTAL FOR FUND-SCC 300 9303 (HUDDLE/SHUDDLE):							
2,500.00	0.00	2,500.00	0.00	0.00	2,500.00	0.00	100.00
=====							
*****TOTAL FOR FUND-SCC 300 9304 (LINK CREW):							
4,500.00	0.00	4,500.00	0.00	0.00	4,500.00	0.00	100.00
=====							
*****TOTAL FOR FUND-SCC 300 9334 (BEEHIVE CAFE):							
25,500.00	2,938.15	28,438.15	152.64	152.64	25,956.25	2,329.26	91.81
=====							
*****TOTAL FOR FUND-SCC 300 9410 (SPARKLE CHEERLEADING):							
1,768.10	0.00	1,768.10	0.00	0.00	0.00	1,768.10	0.00
=====							
*****TOTAL FOR FUND-SCC 401 9018 (AUXILIARY FUNDS/ST FRANCIS):							
69,892.75	296.20	70,188.95	10,712.38	10,712.38	0.00	59,476.57	15.26
=====							
*****TOTAL FOR FUND-SCC 401 9019 (AUXILIARY FUNDS/ST FRANCIS):							
50,690.65	0.00	50,690.65	214.24	214.24	50,476.41	0.00	100.00
=====							
*****TOTAL FOR FUND-SCC 401 9038 (AUX FUNDS MCA):							
1,290.67	22,211.32	23,501.99	19,569.42	19,569.42	2,730.82	1,201.75	94.89
=====							
*****TOTAL FOR FUND-SCC 401 9039 (AUX FUNDS MCA):							
0.00	0.00	0.00	1,479.50	1,479.50	15,035.59	16,515.09-	0.00
=====							
*****TOTAL FOR FUND-SCC 401 9048 (AUX FUNDS KIDS COUNTRY):							
550.77	9,060.09	9,610.86	7,603.52	7,603.52	1,456.57	550.77	94.27
=====							

Date: 08/08/18  
Time: 2:40 pm

MEDINA CITY SCHOOL DISTRICT  
Appropriation Account Summary  
SORTED BY FUND-SCC

Page: 14  
(APPSUM)

FYTD Appropriated	Prior FY Carryover Encumbrances	FYTD Expendable	FYTD Actual Expenditures	MTD Actual Expenditures	Current Encumbrances	FYTD Unencumbered Balance	FYTD Percent Exp/Enc
*****TOTAL FOR FUND-SCC 499 9018 (STRATEGIES SECONDARY TRANSITION):							
0.00	3,129.00	3,129.00	400.96	400.96	2,728.04	0.00	100.00
=====							
*****TOTAL FOR FUND-SCC 516 9011 (SIX B FY11):							
4,196.41	0.00	4,196.41	0.00	0.00	0.00	4,196.41	0.00
=====							
*****TOTAL FOR FUND-SCC 516 9018 (TITLE VI-B):							
218,498.29	12,995.75	231,494.04	94,394.55	94,394.55	9,089.58	128,009.91	44.70
=====							
*****TOTAL FOR FUND-SCC 516 9019 (TITLE VI-B):							
1,436,960.66	0.00	1,436,960.66	0.00	0.00	6,000.00	1,430,960.66	0.42
=====							
*****TOTAL FOR FUND-SCC 572 9018 (TITLE I):							
156,828.67	24,632.47	181,461.14	31,568.51	31,568.51	23,178.43	126,714.20	30.17
=====							
*****TOTAL FOR FUND-SCC 572 9019 (TITLE I):							
461,592.68	0.00	461,592.68	0.00	0.00	0.00	461,592.68	0.00
=====							
*****TOTAL FOR FUND-SCC 572 9118 (TITLE I-D):							
37,349.58	30,330.50	67,680.08	9,790.07	9,790.07	28,327.74	29,562.27	56.32
=====							
*****TOTAL FOR FUND-SCC 572 9119 (TITLE I-D):							
81,538.41	0.00	81,538.41	89.95	89.95	179.90	81,268.56	0.33
=====							
*****TOTAL FOR FUND-SCC 587 9018 (PRESCHOOL):							
7,225.13	10,962.06	18,187.19	3,158.32	3,158.32	9,577.97	5,450.90	70.03
=====							
*****TOTAL FOR FUND-SCC 587 9019 (PRESCHOOL):							
39,953.17	0.00	39,953.17	0.00	0.00	1,500.00	38,453.17	3.75
=====							

Date: 08/08/18  
Time: 2:40 pm

MEDINA CITY SCHOOL DISTRICT  
Appropriation Account Summary  
SORTED BY FUND-SCC

Page: 15  
(APPSUM)

FYTD Appropriated	Prior FY Carryover Encumbrances	FYTD Expendable	FYTD Actual Expenditures	MTD Actual Expenditures	Current Encumbrances	FYTD Unencumbered Balance	FYTD Percent Exp/Enc
*****TOTAL FOR FUND-SCC 590 9018 (TITLE II-A):							
10,422.40	9,793.01	20,215.41	8,372.63	8,372.63	5,821.61	6,021.17	70.21
=====							
*****TOTAL FOR FUND-SCC 590 9019 (TITLE II-A):							
131,216.24	0.00	131,216.24	0.00	0.00	0.00	131,216.24	0.00
=====							
*****TOTAL FOR FUND-SCC 599 9018 (TITLE IV-A STUDENT SUPPORT AND ACADEMIC ENR):							
0.00	738.14	738.14	115.12	115.12	738.14	115.12-	115.60
=====							
*****TOTAL FOR FUND-SCC 599 9019 (TITLE IV-A STUDENT SUPPORT AND ACADEMIC ENR):							
49,428.24	0.00	49,428.24	0.00	0.00	0.00	49,428.24	0.00
=====							
*****GRAND TOTALS:							
92,528,951.03	1,208,649.70	93,737,600.73	8,179,702.33	8,179,702.33	7,949,825.42	77,608,072.98	17.21
=====							

# GENERAL FUND-TRUE DAYS CASH

Includes Emergency Levy

