

Medina City Schools

General Fund Analysis

June 30, 2015

	2014-2015 Original Estimate (1)	Y-T-D Actual July 2014 - June 2015 (2)	Percent	Variance (3)
Beginning Balance - July 1, 2014		29,376,290.85		0.00
General Fund	26,122,298.67			
Other Funds - Emergency Levy	3,253,992.18			
Revenue	<u>76,211,152.00</u>	<u>79,002,789.93</u>	<u>103.7%</u>	<u>-2,791,637.93</u>
	76,211,152.00	79,002,789.93		-2,791,637.93
Expenditures	73,171,112.00	68,391,911.67	93.5%	4,779,200.33
Encumbrance	450,000.00	638,951.71		-188,951.71
	<u>73,621,112.00</u>	<u>69,030,863.38</u>		<u>4,590,248.62</u>
Ending Balance - June 30, 2015	31,966,330.85	39,348,217.40		-7,381,886.55

Original Estimate revenue, expenditure and encumbrance taken from May 2014 five-year forecast.
Includes November 2013 Emergency Levy

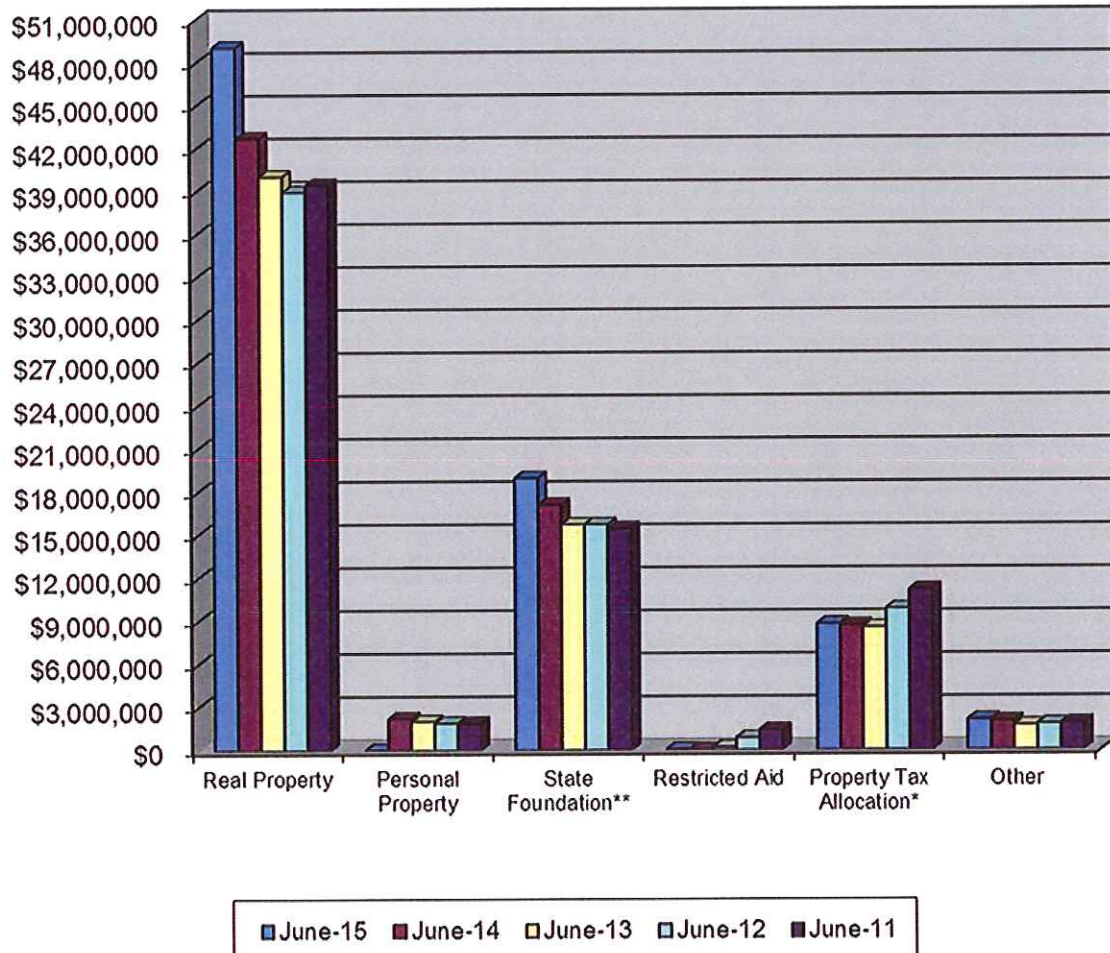
General Fund Summary

June 2015

Revenues

1. Real Property Taxes – Total Real Property Taxes received from the beginning of the fiscal year until June 30, 2015 is \$49,081,308.42. This is an increase of 9.26% above last year's taxes received at this time and is mainly due to the Emergency Levy passage plus the district has revised the receipt to include Public Utility. This was formerly listed under the personal property revenue line. \$-0- was collected in June.
2. Personal Property Taxes – Total Personal Property Taxes received from the beginning of the fiscal year until June 30, 2015 is \$-0-. These monies were distributed in the past upon settlement from the County Auditor. These monies no longer exist except if the auditor collects on delinquencies. The monies listed over the prior years were Public Utility real property and are being listed with the real property receipts and are figured in the percentage over/under. \$-0- was collected in June.
3. State Foundation – State Foundation monies received from the State of Ohio from the beginning of the fiscal year until June 30, 2015 total \$18,973,291.05. This is an increase of 9.72% above last year's foundation money received at this time. This includes \$354,876.00 in Casino revenues for the year. The current increase is due to payment based upon the Governor's 14-15 funding formula. \$1,574,568.25 was collected in June.
4. Restricted Aid – Restricted Aid monies are for Career Tech, Education Jobs and ARRA funding. Monies received from the beginning of the fiscal year until June 30, 2015 total \$58,034.22. The prior year's figure was based upon 2012 and was corrected as the year progressed by the Ohio Department of Education. In June 2015, the State has increased the funding for the School District based upon current EMIS reporting. \$52,217.84 was collected in June.
5. Homestead and Rollback – Monies received from the State of Ohio from the beginning of the fiscal year until June 30, 2015 total \$8,792,430.76. Receipts are based upon the real property taxes collected and Homestead filings with the County Auditor. These revenues also include monies for personal property tax loss reimbursement from the State. The State has shifted and reduced the distribution of personal property tax loss reimbursement from August/November/May to November/May. \$-0- was collected in June.
6. Other – Other monies received from the beginning of the fiscal year until June 30, 2015 total \$2,097,725.48. This is an increase of 5.2% above last year at this time and is due to Tuition, Interest Earnings, Donations, and Return of Advance. \$108,082.07 was collected in June.

General Fund Revenue



	June-15	June-14	June-13	June-12	June-11	Current Forecast
Real Property	\$49,081,308	\$42,721,214	\$40,034,996	\$38,947,562	\$39,434,325	\$49,081,308
Personal Property	\$0	\$2,199,412	\$2,001,266	\$1,883,263	\$1,855,547	\$0
State Foundation**	\$18,973,291	\$17,126,023	\$15,730,843	\$15,730,541	\$15,455,820	\$18,771,957
Restricted Aid	\$58,034	\$6,294	\$193,285	\$844,091	\$1,392,966	\$6,345
Property Tax Allocation*	\$8,792,431	\$8,693,126	\$8,547,959	\$9,855,029	\$11,168,109	\$8,702,806
Other	\$2,097,725	\$1,994,022	\$1,704,174	\$1,800,520	\$1,847,486	\$1,997,013
Total	\$79,002,790	\$72,740,092	\$68,212,523	\$69,061,005	\$71,154,252	\$78,559,429
State %	35.2%	35.5%	35.9%	38.3%	39.4%	

* Includes Homestead/Rollback, Tangible Personal Property Tax Fixed Rate Loss Reimbursement and Electric Deregulation.

** Includes Casino Revenue in State Foundation beginning January 2013 and Economic Disadvantaged Funding in November 2013.

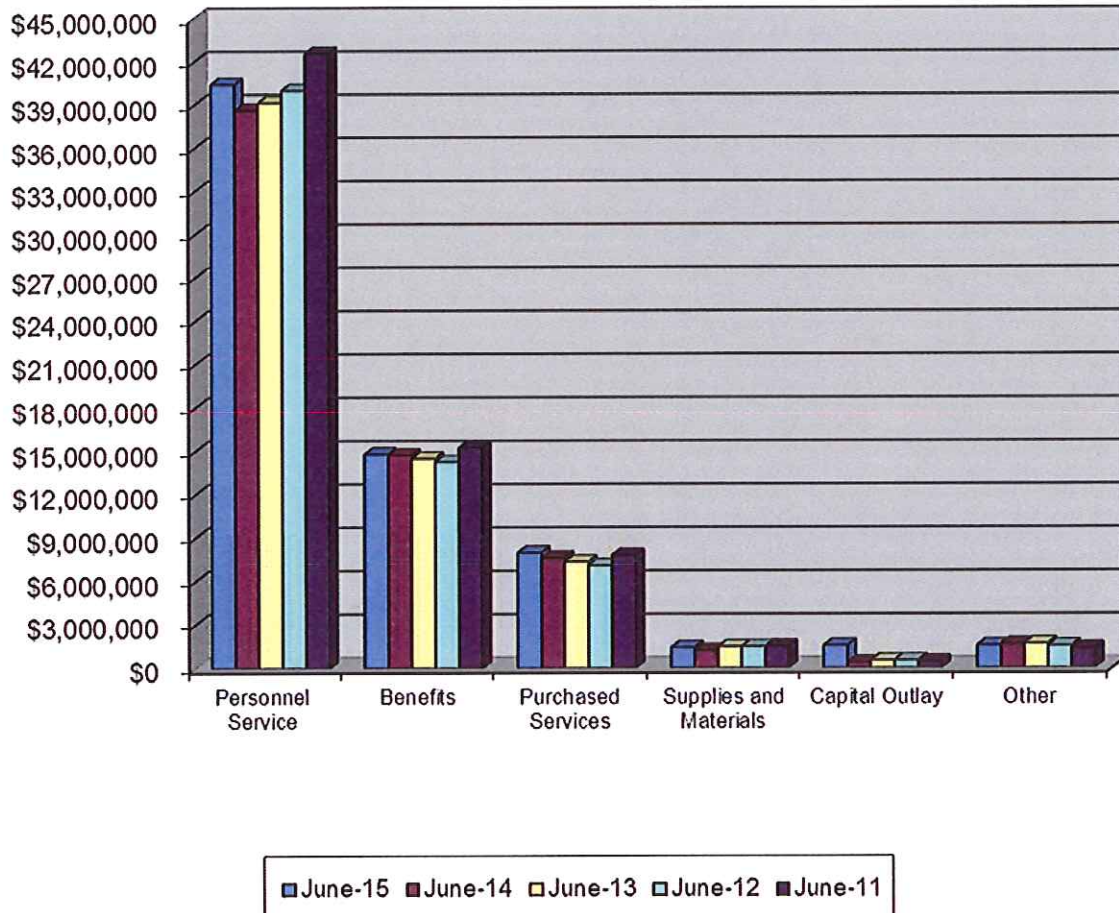
General Fund Summary

June 2015

Expenditures

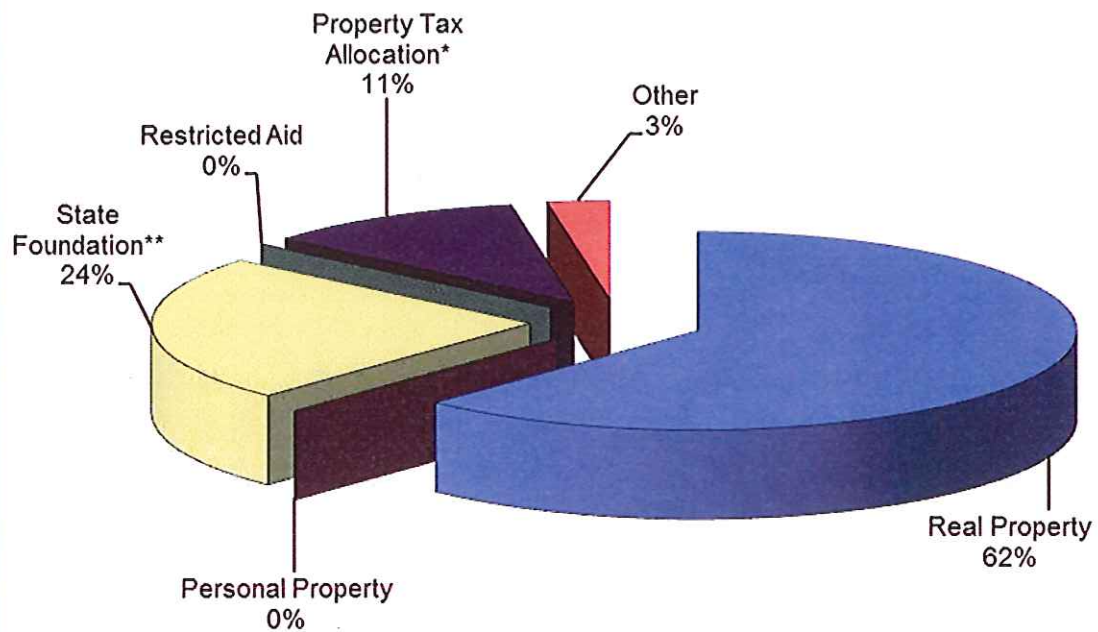
1. Personnel Services— The costs for personnel services for the School District from the beginning of the fiscal year until June 30, 2015 was \$40,452,864.64. This was an increase of 4.6% above last year at this time. \$3,232,917.97 was spent in June.
2. Benefits – The cost for benefits for the School District from the beginning of the fiscal year until June 30, 2015 was \$14,813,462.46. This was an increase of 0.5% above last year at this time. \$1,240,834.82 was spent in June.
3. Purchased Services – The cost for purchased services for the district from the beginning of the fiscal year until June 30, 2015 total \$8,002,935.49. This was a 4.8% increase above last year at this time. \$661,912.12 was spent in June. Legal Services, Fleet Insurance, Rentals and Leases, Mileage, Electricity, Gas, Tuition, Special Education Services, Open Enrollment, and Post-Secondary and Other Tuition account for the increase.
4. Supplies and Materials – The cost for supplies and materials for the district from the beginning of the fiscal year until June 30, 2015 total \$1,426,571.34. This was a 17.1% increase above last year at this time. \$40,314.42 was spent in June. General Supplies, Office Supplies, Nursing Supplies, Textbooks, Newspapers/Periodicals, Electronic Subscriptions, Fuel, Tires and Tubes accounted for this increase.
5. Capital Outlay – The cost for capital outlay for the district from the beginning of the fiscal year until June 30, 2015 total \$1,571,391.53. This was a 302.5% increase above last year at this time and was mainly due to the purchase of computers and other instructional equipment as well as movement of purchases from the Sales Tax Fund. \$14,009.62 was spent in June.
6. Other – The cost of other expenditures excluding transfers for the district was \$1,569,866.09 for the fiscal year until June 30, 2015. This was a 5.5% decrease below last year at this time. \$44,358.70 was spent in June. Auditor/Treasurer Fees, Shipping Fees, and County Board Services make up the majority of this decrease.

General Fund Expenditures

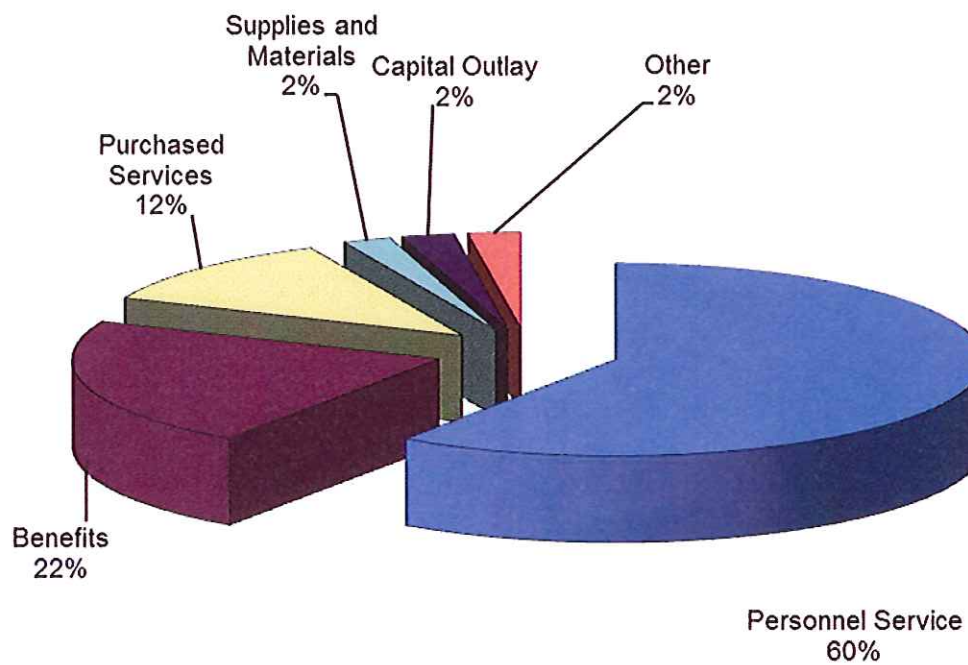


	June-15	June-14	June-13	June-12	June-11	Current Forecast
Personnel Service	\$40,452,865	\$38,657,889	\$39,161,945	\$40,010,565	\$42,578,767	\$40,836,091
Benefits	\$14,813,462	\$14,741,099	\$14,513,420	\$14,278,310	\$15,263,437	\$14,829,836
Purchased Services	\$8,002,935	\$7,635,769	\$7,363,017	\$7,114,536	\$7,820,559	\$8,311,504
Supplies and Materials	\$1,426,571	\$1,218,481	\$1,482,497	\$1,495,642	\$1,509,625	\$1,423,616
Capital Outlay	\$1,571,392	\$390,371	\$528,509	\$539,447	\$450,440	\$1,612,316
Other	\$1,569,866	\$1,661,757	\$1,700,198	\$1,538,430	\$1,374,560	\$1,621,675
Transfers and Adv., Etc.	\$554,820	\$481,728	\$529,077	\$505,841	\$438,910	\$456,820
Other than Debt						
Total	\$68,391,912	\$64,787,094	\$65,278,663	\$65,482,773	\$69,436,298	\$69,091,858

Current General Fund Revenue



Current General Fund Expenditures



				Balance
				3,223,618.93
Bank Balance - Regular Account				
Financial Checks Outstanding	65,472.98			
Petty Cash	100.00			
Worker Comp Outstanding	734.30			
Payroll Checks Outstanding	<u>93,095.67</u>			
	(159,402.95)			3,064,215.98
Investments:				
Sweep Account	410,000.00			
Redtree Investments	22,127,422.82			
T. Rowe - Collins	394,297.46		644,399.00	
T. Rowe - Bushman	0.00	394,297.46	<u>4,873.30</u>	
Scudder - Collins	250,101.54		649,272.30	
Scudder - Bushman	4,873.30	<u>254,974.84</u>		
Kanehl Stocks (reduced by \$11,637.50 - stock converted to cash)	7,112.28	649,272.30		
Star Ohio (22923)	<u>3,979,072.08</u>			
Star Ohio - Bonds (33362)	0.00			
Star Ohio - Bonds (66088)	0.00			
	0.00			
	0.00	3,979,072.08		
Star Plus 104791113939	<u>16,545,853.38</u>			
Fifth Third	<u>10,000,000.00</u>			
Total	<u>53,718,732.86</u>	53,718,732.86		56,782,948.84
Adjustments				
Deposits in Transit	0.00			
Expenses not posted	0.00			
Other adjustments (see below)	<u>(20,231.11)</u>			
Total	(20,231.11)			56,762,717.73
MCSD Balance				56,762,717.73
Difference Between Bank vs. Book				0.00

MEDINA CITY SCHOOLS

SALES TAX UPDATE

Date	Sales Tax Description	Receipts	Expenditures	Balance
July 1, 2014	Beginning Balance (071) Sales Tax and (002-9012) Bond			\$ 3,474,692.29
July	BOE Breakroom Faucet		\$285.00	\$ 3,474,407.29
	Architectural Services		\$1,560.00	\$ 3,472,847.29
	Asbestos Consulting Services		\$525.00	\$ 3,472,322.29
	Claggett Renovations		\$33,312.40	\$ 3,439,009.89
	Additional Work Stations		\$4,449.11	\$ 3,434,560.78
	Work Stations - Central Office		\$9,000.00	\$ 3,425,560.78
	Homestead Dr. Extension		\$5,800.00	\$ 3,419,760.78
	Two Way Radios		\$870.00	\$ 3,418,890.78
	Buses		\$1,179,285.00	\$ 2,239,605.78
	Lease/Purchase		\$74,038.63	\$ 2,165,567.15
	Repair Work - H S Ble		\$2,250.00	\$ 2,163,317.15
	Structural Consulting		\$250.00	\$ 2,163,067.15
	Sales Tax Distribution	\$642,555.85		\$ 2,805,623.00
August	Architectural Services		\$1,480.00	\$ 2,804,143.00
	Additional Work Stations		\$787.48	\$ 2,803,355.52
	Claggett Renovations		\$48,695.60	\$ 2,754,659.92
September	E250 Cargo Van		\$20,995.00	\$ 2,733,664.92
	Restroom Partitions		\$2,183.10	\$ 2,731,481.82
	Brightlink White Boards		\$6,225.00	\$ 2,725,256.82
October	Claggett Renovations		\$71,642.00	\$ 2,653,614.82
	Restroom Partitions		\$375.00	\$ 2,653,239.82
	Sales Tax Distribution	\$767,909.65		\$ 3,421,149.47
November	60 Passenger Buses Including Trade-In Allowance		\$172,882.00	\$ 3,248,267.47
	Certificate of Participation - Principal		\$580,000.00	\$ 2,668,267.47
	Certificate of Participation - Interest		\$624,331.25	\$ 2,043,936.22
	Replace Valance and Curtains at Performing Arts Center		\$4,570.00	\$ 2,039,366.22
	Turfex Self Propelled Spreader/Sprayer with Boom		\$7,976.48	\$ 2,031,389.74
December	Work Performed at Claggett		\$4,350.00	\$ 2,027,039.74
	Restroom Partitions		\$250.00	\$ 2,026,789.74
	Service Agreement - Generator		\$17,761.00	\$ 2,009,028.74
Janaury	Claggett Renovations		\$12,044.17	\$ 1,996,984.57
	Sales Tax Distribution	\$749,921.17		\$ 2,746,905.74
	Asbestos Consulting Services		\$525.00	\$ 2,746,380.74
February	Adds and Changes to Card Access/Fire Alarm/Security		\$7,970.00	\$ 2,738,410.74
	Order for Furniture Heritage		\$10,037.66	\$ 2,728,373.08
	Monitoring Well Abandonment		\$3,423.35	\$ 2,724,949.73
March	MCS Telephone System		\$4,500.00	\$ 2,720,449.73
April	Central Office Renovation		\$17,194.00	\$ 2,703,255.73
	Sales Tax Distribution	\$748,113.13		\$ 3,451,368.86
	Labor/Material to Remove/Replace Gym Windows - Claggett		\$23,500.00	\$ 3,427,868.86

MEDINA CITY SCHOOLS

SALES TAX UPDATE

Date	Sales Tax Description	Receipts	Expenditures	Balance
May	COPS Interest		\$613,456.25	\$ 2,814,412.61
	MCS Telephone System Acquisition		\$2,500.00	\$ 2,811,912.61
	Service Agreement - Generator		\$17,761.00	\$ 2,794,151.61
	District Wide New Phone System		\$272,597.18	\$ 2,521,554.43
June	Waite Elementary Front Driveway Repairs		\$12,000.00	\$ 2,509,554.43
	Asbestos Consulting Services		\$525.00	\$ 2,509,029.43
	Fiscal Year Totals	\$2,908,499.80	\$3,874,162.66	



RedTree Investment Group
 Monthly Investment Report
 Medina City Schools
 US Bank Acct #001050970982
 Attn: David Chambers
 June 30, 2015

Monthly Cash Flow Activity

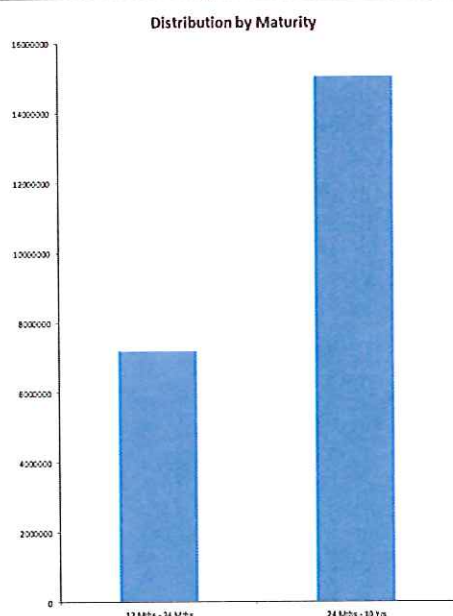
From 05-31-15 through 06-30-15

Beginning Book Value	22,119,862.82
Contributions	-
Withdrawals	-
Realized Gains/Losses	-
Gross Interest Earnings	7,560.00
Ending Book Value	22,127,422.82

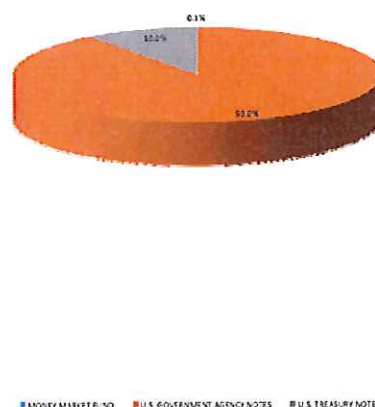
Market Value Summary

Security Type	Market Value	Pct. Assets	Avg Yield at Cost	Wght Avg Mat
Money Market Fund				
MONEY MARKET FUND	12,886.51	0.1	0.01	0.00
Fixed Income				
U.S. GOVERNMENT AGENCY NOTES	19,950,375.67	89.8	1.16	2.53
U.S. TREASURY NOTES	2,205,843.20	9.9	0.63	1.28
Accrued Interest	49,161.21	0.2		
TOTAL PORTFOLIO	22,218,266.59	100.0	1.10	2.40

Maturity Distribution



Security Type Allocation



Disclosures: RedTree's internal accounting system is used as the source of the market value of the information reported above. Although obtained from a source believed to be reliable, we cannot guarantee its accuracy. You should review all account statements provided by the custodian and compare with the statements provided by RedTree.

RedTree Investment Group
Portfolio Holdings Report
Medina City Schools
US Bank Acct #001050970982
June 30, 2015



Quantity	Cusip	Security Description	Moody's	S&P	Cost Basis	Market Value	Yield at Cost	Wtd Maturity
U.S. GOVERNMENT AGENCY NOTES								
2,000,000	3130A2DK9	Federal Home Ln Bank 0.590% Due 09-12-16	Aaa	AA+	1,998,460.00	2,001,080.00	0.63	1.19
1,200,000	3134G5BG9	Federal Home Ln Mtg 0.800% Due 01-17-17	Aaa	AA+	1,200,000.00	1,200,366.00	0.80	1.53
1,750,000	3133782N0	Federal Home Ln Bank 0.875% Due 03-10-17	Aaa	AA+	1,748,915.00	1,755,936.00	0.90	1.68
2,200,000	3135G0MZ3	Federal Natl Mtg Assoc 0.875% Due 08-28-17	Aaa	AA+	2,187,119.00	2,205,216.20	1.06	2.13
1,100,000	3135G0PH0	Federal Natl Mtg Assoc 1.000% Due 09-27-17	Aaa	AA+	1,099,560.00	1,100,759.00	1.02	2.21
1,650,000	3135G0PQ0	Federal Natl Mtg Assoc 0.875% Due 10-26-17	Aaa	AA+	1,642,657.50	1,650,755.70	1.03	2.29
1,655,000	3134G63H4	Federal Home Ln Mtg 1.000% Due 11-27-17	Aaa	AA+	1,655,000.00	1,654,862.63	1.00	2.37
2,025,000	3135G0TG8	Federal Natl Mtg Assoc 0.875% Due 02-08-18	Aaa	AA+	2,012,910.75	2,020,014.45	1.08	2.56
2,100,000	3134G7CR0	Federal Home Ln Mtg 1.500% Due 06-25-18	Aaa	AA+	2,100,000.00	2,100,850.50	1.50	2.91
1,155,000	3136G2GP6	Federal Natl Mtg Assoc 1.375% Due 10-29-18	Aaa	AA+	1,155,000.00	1,150,781.94	1.37	3.24
1,775,000	3136G0B75	Federal Natl Mtg Assoc 1.640% Due 09-26-19	Aaa	AA+	1,775,000.00	1,768,643.72	1.64	4.06
1,340,000	3136G2K30	Federal Natl Mtg Assoc 2.000% Due 05-27-20	Aaa	AA+	1,340,000.00	1,341,109.52	2.00	4.65
	Accrued Interest					46,268.45		
					19,914,622.25	19,996,644.12	1.16	2.53
U.S. TREASURY NOTES								
2,200,000	912828WA4	US Treasury Note 0.625% Due 10-15-16	Aaa	AA+	2,199,914.06	2,205,843.20	0.63	1.28
	Accrued Interest					2,892.76		
					2,199,914.06	2,208,735.96	0.63	1.28
MONEY MARKET FUND								
	USBMMF	First American Treasury Obligations Fund			12,886.51	12,886.51	0.01	
TOTAL PORTFOLIO					22,127,422.82	22,218,266.59	1.10	2.40



RedTree Investment Group
INCOME - SETTLED TRADES
Medina City Schools
US Bank Acct #001050970982
Attn: David Chambers
From 06-01-15 Through 06-30-15

Ex-Date	Pay-Date	Security	Amount
U.S. GOVERNMENT AGENCY NOTES			
06-16-2015	06-16-2015	Federal Home Ln Bank	7,560.00
		0.720% Due 12-16-16	
			<hr/> 7,560.00
NET INCOME			7,560.00



RedTree Investment Group
PURCHASE AND SALE - SETTLED TRADES
Medina City Schools
US Bank Acct #001050970982
Attn: David Chambers
From 06-01-15 To 06-30-15

Trade Date	Settle Date	Quantity	Security	Unit Price	Amount
PURCHASES					
06-30-2015	06-30-2015	2,100,000	Federal Home Ln Mtg 1.500% Due 06-25-18	100.00	2,100,000.00
					2,100,000.00
SALES					
06-16-2015	06-16-2015	2,100,000	Federal Home Ln Bank 0.720% Due 12-16-16	100.00	2,100,000.00
					2,100,000.00



Open Date	Close Date	Quantity	Security	Cost Basis	Proceeds	Gain Or Loss	
						Short Term	Long Term
06-16-2014	06-16-2015	2,100,000	Federal Home Ln Bank 0.720% Due 12-16-16	2,100,000.00	2,100,000.00	0.00	
TOTAL GAINS						0.00	0.00
TOTAL LOSSES						0.00	0.00
TOTAL REALIZED GAIN/LOSS				0.00			

Statement for the Period June 1, 2015 to June 30, 2015

MEDINA CITY SCHOOLS - Corporation
Account Number: 069-173415



Account Overview


CHANGE IN ACCOUNT VALUE	Current Period	Year-to-Date
BEGINNING VALUE	\$10,038,890.98	\$0.00
Additions and Withdrawals	(\$5,556.92)	\$9,987,524.71
Income	\$3,645.94	\$12,475.29
Taxes, Fees and Expenses	\$0.00	\$0.00
Change in Investment Value	(\$14,752.50)	\$22,227.50
ENDING VALUE (AS OF 06/30/15)	\$10,022,227.50	\$10,022,227.50

Refer to Miscellaneous Footnotes for more information on Change in Investment Value.

INCOME	Current Period	Year-to-Date
TAXABLE		
Taxable Dividends	\$0.01	\$53.25
Taxable Interest	\$3,645.93	\$12,422.04
TOTAL TAXABLE	\$3,645.94	\$12,475.29
TOTAL INCOME	\$3,645.94	\$12,475.29

Taxable income is determined based on information available to NFS at the time the statement was prepared, and is subject to change. Final information on taxation of interest and dividends is available on Form 1099-Div, which is mailed in February of the subsequent year.

ACCOUNT ALLOCATION



CDs 100.0%

	Percent	Prior Period	Current Period
Money Markets	0.0 %	\$1,910.98	\$0.00
CDs	100.0	\$10,036,980.00	\$10,022,227.50
TOTAL	100.0 %	\$10,038,890.98	\$10,022,227.50

Account Allocation shows the percentage that each asset class represents of your total account value. Account Allocation for equities, fixed income, and other categories may include mutual funds and may be net of short positions. NFS has made assumptions concerning how certain mutual funds are allocated. Closed-end mutual funds and Exchange Traded Funds (ETFs) listed on an exchange may be included in the equity allocation. The chart may not reflect your actual portfolio allocation. Consult your broker/dealer prior to making investment decisions.

ENV# CEBBLGGZBBGQHJD_BBBBB

FIFTH THIRD SECURITIES, INC.

MD 1M0B2A

5050 KINGSLEY DRIVE

CINCINNATI, OH 45263

013242 FICB2N01 100000 AT 03

MEDINA CITY SCHOOLS

DAVID CHAMBERS

739 WEYMOUTH RD

MEDINA OH 44256



STATEMENT FOR THE PERIOD JUNE 1, 2015 TO JUNE 30, 2015

MEDINA CITY SCHOOLS - Corporation

Account Number: 069-173415

For questions about your accounts:

Local: 614 744 5496

In-State: 614 744 7074

National: 888 889 1025

By the courtesy of:
CARTER/SAVAGE/WEIS

TOTAL VALUE OF YOUR PORTFOLIO

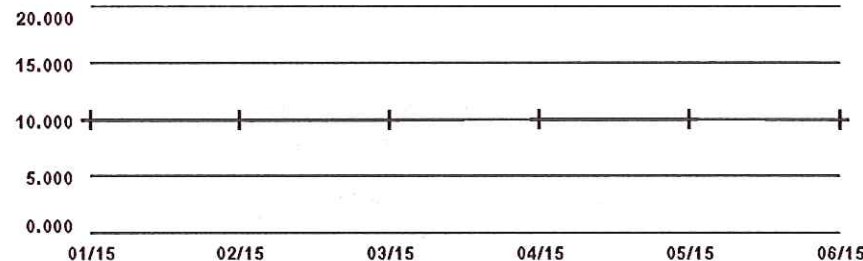
\$10,022,227.50

FOR YOUR INFORMATION

Fifth Third Securities, Inc. Investments offered through Fifth Third Securities, Inc., member
FINRA/SIPC

CHANGE IN VALUE OF YOUR PORTFOLIO

\$ millions



Change In Value Of Your Portfolio information can be found in Miscellaneous Footnotes at the end of this statement.

Fifth Third Securities, Inc.

MN _CEBBLGGZBBGQHJD_BBBBB 20150630

Account carried with National Financial Services LLC, Member
NYSE, SIPC



Statement for the Period June 1, 2015 to June 30, 2015

MEDINA CITY SCHOOLS - Corporation
Account Number: 069-173415



Account Overview *continued*

MESSAGES AND ALERTS

Please note that the FDIC insured deposit at Fifth Third Bank under the Fifth Third BD Program is not covered by SIPC. The FDIC insured deposit is eligible for FDIC insurance subject to FDIC coverage limits at the time funds are deposited at Fifth Third Bank. As referenced in the Fifth Third BD Program disclosure document, clients are responsible for monitoring their total assets at Fifth Third Bank to determine the extent of available FDIC coverage.

Fifth Third Securities reminds you to please promptly report any inaccuracies or discrepancies in your account to Brokerage Operations by calling 1-888-889-1025. Please reconfirm any oral communications in writing to your Investment Professional to further protect your rights under the Securities Investor Protection Act, SIPC.

Beginning with your July, 2015 statement, exchange traded products currently reported in the Equity sub-section under Holdings will be reported in a new section entitled Exchange Traded Products. Investments in exchange traded products will be categorized as equity, fixed income, or other in both the Holdings and Account Allocation sections. We are also renaming the Other Securities section under Holdings and Account Allocation to Other acknowledging the broader types of investments included in this section. Both changes will be reflected in the Realized Gain/Loss, Unrealized Gain/Loss, and Global Portfolio Value sections, as appropriate.

Statement for the Period June 1, 2015 to June 30, 2015

MEDINA CITY SCHOOLS - Corporation
Account Number: 069-173415



Holdings

NFS-provided cost basis, realized gain (loss) and holding period information may not reflect all adjustments necessary for tax purposes. Please refer to Footnotes and Cost Basis Information at the end of this statement for more information.

FIXED INCOME - 100.00% of Total Account Value

For an explanation of fixed income pricing, please see the last page. Redemption schedule(s), bond rating(s), and other information are provided where available. If information does not appear regarding a particular investment, it is not available. The ratings on this statement are provided by Standard & Poor's and/or Moody's to rate the quality based on the respective rating agency's assessment. "Ratings information from Standard & Poor's ("S&P") may not be reproduced. S&P credit ratings are statements of opinion and are not statements of fact or recommendations to purchase, hold, or sell securities, nor do they address the suitability of securities for investment purposes, and should not be relied on as investment advice. S&P does not guarantee the accuracy, completeness, timeliness or availability of any information, including ratings, and is not responsible for errors or omissions (negligent or otherwise). S&P gives no express or implied warranties, including but not limited to any warranties of merchantability or fitness for a particular purpose or use. S&P shall not be liable for any direct, indirect, incidental, exemplary, compensatory, punitive, special or consequential damages, costs, expenses, legal fees, or losses (including lost income or profits and opportunity costs) in connection with any use of ratings."

Accrued Interest - Represents interest accumulated since the last coupon date on certain fixed income securities which may not yet have been paid by the issuer or received by NFS. There is no guarantee that the accrued interest will be paid by the issuer.

Description	Symbol/Cusip Account Type	Quantity	Estimated Price on 06/30/15	Estimated Current Market Value	Estimated Annual Income	Total Cost Basis	Unrealized Gain (Loss)
-------------	------------------------------	----------	-----------------------------------	--------------------------------------	----------------------------	---------------------	---------------------------

CDs

Certificates of Deposit (CDs), including Market Indexed CD s and Market Linked CDs (collectively, MCDs) are generally shown at estimated market prices based upon a matrix or model pricing method that may not represent the actual price if sold prior to maturity. However, CDs and MCDs may be shown at face value for up to seven calendar days from date of issue if estimated market prices have not been received from a third party pricing vendor. The actual value of CDs and MCDs may be different from their purchase price. CDs and MCDs are subject to interest rate risk. The estimated market price reflected for MCDs may not be based on the actual closing value of the linked market index on the final maturity date and the market value of MCDs may not correspond directly to increases or decreases in the underlying linked market index. You may sell CDs or MCDs in the secondary market subject to market conditions. The secondary market for CDs and MCDs is generally illiquid. If sold prior to maturity, the value of MCDs may be less than the purchase amount or face value. The sale or redemption of any fixed income security prior to maturity may result in a substantial gain or loss, and an early withdrawal penalty may apply. Certain MCDs may only be redeemed on pre-specified liquidation dates and may have call features that allow the issuer to call the MCD prior to maturity. Certain Step Rate CDs are also subject to reinvestment risk if call provisions are exercised by the issuer and if a CD with a comparable rate is not available.

See sales materials or contact your broker/dealer for additional information.

BANK INDIA NEW YORK N Y 0.35000% 01/27/2016 CD FDIC INSURED CPN PMT @ MATURITY ON JAN 27 1ST CPN DTE 01/27/2016	06278CM93 CASH	250,000	\$0.99995	\$249,987.50		\$250,000.00	(\$12.50)
--	-------------------	---------	-----------	--------------	--	--------------	-----------



Statement for the Period June 1, 2015 to June 30, 2015

MEDINA CITY SCHOOLS - Corporation
Account Number: 069-173415



FIXED INCOME *continued*

Description	Symbol/Cusip Account Type	Quantity	Estimated Price on 06/30/15	Estimated Current Market Value	Estimated Annual Income	Total Cost Basis	Unrealized Gain (Loss)
BANK OF CHINA NY BR CD 0.35000% 01/28/2016 FDIC INSURED CPN PMT @ MATURITY ON JAN 28 1ST CPN DTE 01/28/2016	06426TCD9 CASH	250,000	\$0.99989	\$249,972.50		\$250,000.00	(\$27.50)
HORIZON FIN BK MUNICH ND 0.35000% 01/28/2016 CD FDIC INSURED CPN PMT @ MATURITY ON JAN 28 1ST CPN DTE 01/28/2016 Accrued Interest \$369.18	44043HAE9 CASH	250,000	\$0.99989	\$249,972.50		\$250,000.00	(\$27.50)
STANDARD BK & TR CO IL 0.35000% 01/28/2016 CD FDIC INSURED CPN PMT @ MATURITY ON JAN 28 1ST CPN DTE 01/28/2016 Accrued Interest \$369.18	853117PL7 CASH	250,000	\$0.99989	\$249,972.50		\$250,000.00	(\$27.50)
SUMMIT CMNTY BK MOOREFIELD WV 0.30000% 01/28/2016 CD FDIC INSURED CPN PMT MONTHLY Next Interest Payable: 07/28/15 Estimated Yield 0.30% Accrued Interest \$6.16	86604XKF2 CASH	250,000	\$0.99961	\$249,902.50	\$750.00	\$250,000.00	(\$97.50)
FIRST MO ST BK CAPE CNTY CAPE 0.35000% 01/29/2016 CD FDIC INSURED CPN PMT @ MATURITY ON JAN 29 1ST CPN DTE 01/29/2016 Accrued Interest \$364.38	32100LAV7 CASH	250,000	\$0.99988	\$249,970.00		\$250,000.00	(\$30.00)
GUILFORD SAVINGS BANK 0.35000% 01/29/2016 CD FDIC INSURED CPN PMT @ MATURITY ON JAN 29 1ST CPN DTE 01/29/2016 Accrued Interest \$364.38	401834AC0 CASH	250,000	\$0.99988	\$249,970.00		\$250,000.00	(\$30.00)

Statement for the Period June 1, 2015 to June 30, 2015

MEDINA CITY SCHOOLS - Corporation
Account Number: 069-173415



FIXED INCOME *continued*

Description	Symbol/Cusip Account Type	Quantity	Estimated Price on 06/30/15	Estimated Current Market Value	Estimated Annual Income	Total Cost Basis	Unrealized Gain (Loss)
MAHOPAC NATL BK N Y CD 0.35000% 01/29/2016 FDIC INSURED CPN PMT @ MATURITY ON JAN 29 1ST CPN DTE 01/29/2016 Accrued Interest \$364.38	560160AR4 CASH	250,000	\$0.99988	\$249,970.00		\$250,000.00	(\$30.00)
UNITED BK VERNON ROCKVILLE CT 0.35000% 02/02/2016 CD FDIC INSURED CPN PMT @ MATURITY ON FEB 02 1ST CPN DTE 02/02/2016 Accrued Interest \$357.19	909552AS0 CASH	250,000	\$0.99986	\$249,965.00		\$250,000.00	(\$35.00)
BANK BARODA NEW YORK N Y 0.40000% 02/03/2016 CD FDIC INSURED CPN PMT @ MATURITY ON FEB 03 1ST CPN DTE 02/03/2016	06062AH51 CASH	250,000	\$1.00014	\$250,035.00		\$250,000.00	\$35.00
APPLE BK FOR SVGS N Y 0.35000% 02/04/2016 CD FDIC INSURED CPN PMT @ MATURITY ON FEB 04 1ST CPN DTE 02/04/2016 Accrued Interest \$352.40	03784JFC3 CASH	250,000	\$1.00002	\$250,005.00		\$250,000.00	\$5.00
ENTERPRISE BK & TR LOWELL MASS 0.40000% 02/04/2016 CD FDIC INSURED CPN PMT MONTHLY Next Interest Payable: 07/04/15 Estimated Yield 0.40% Accrued Interest \$73.97	29367ACU5 CASH	250,000	\$1.00014	\$250,035.00	\$1,000.00	\$250,000.00	\$35.00
SANTANDER BK NATL ASSN 0.50000% 02/04/2016 CD FDIC INSURED CPN PMT @ MATURITY ON FEB 04 1ST CPN DTE 02/04/2016 Accrued Interest \$503.42	80280JDH1 CASH	250,000	\$1.00072	\$250,180.00		\$250,000.00	\$180.00



Statement for the Period June 1, 2015 to June 30, 2015

MEDINA CITY SCHOOLS - Corporation
Account Number: 069-173415



FIXED INCOME *continued*

Description	Symbol/Cusip Account Type	Quantity	Estimated Price on 06/30/15	Estimated Current Market Value	Estimated Annual Income	Total Cost Basis	Unrealized Gain (Loss)
BANK HOLLAND MICH CD 0.35000% 02/05/2016	062649A65	250,000	\$0.99996	\$249,990.00	\$875.00	\$250,000.00	(\$10.00)
FDIC INSURED	CASH						
CPN PMT MONTHLY							
Next Interest Payable: 07/06/15							
Estimated Yield 0.35%							
Accrued Interest \$59.93							
PACIFIC WESTN BK CA CD 0.25000%	69506YBU2	250,000	\$0.99996	\$249,990.00	\$625.00	\$250,000.00	(\$10.00)
02/05/2016 FDIC INSURED	CASH						
CPN PMT MONTHLY							
Next Interest Payable: 07/06/15							
Estimated Yield 0.25%							
Accrued Interest \$42.81							
HARDIN CNTY BK SAVANNAH TENN 0.35000%	411822BQ1	250,000	\$0.99998	\$249,995.00	\$875.00	\$250,000.00	(\$5.00)
02/12/2016 CD FDIC INSURED	CASH						
CPN PMT MONTHLY							
Next Interest Payable: 07/12/15							
Estimated Yield 0.35%							
Accrued Interest \$45.55							
BANK RHODE IS PROVIDENCE RI 0.75000%	064577CB3	250,000	\$1.00363	\$250,907.50	\$1,875.00	\$250,000.00	
01/23/2017 CD FDIC INSURED	CASH						
CPN PMT MONTHLY							
Next Interest Payable: 07/23/15							
Estimated Yield 0.74%							
Accrued Interest \$41.10							
Adjusted Cost Basis						\$250,000.00	D \$907.50
BROOKLINE BK MASS CD 0.75000% 01/23/2017	113730AS7	250,000	\$1.00363	\$250,907.50	\$1,875.00	\$250,000.00	
FDIC INSURED	CASH						
CPN PMT MONTHLY							
Next Interest Payable: 07/23/15							
Estimated Yield 0.74%							
Accrued Interest \$41.10							
Adjusted Cost Basis						\$250,000.00	D \$907.50

Statement for the Period June 1, 2015 to June 30, 2015

MEDINA CITY SCHOOLS - Corporation
Account Number: 069-173415



FIXED INCOME *continued*

Description	Symbol/Cusip Account Type	Quantity	Estimated Price on 06/30/15	Estimated Current Market Value	Estimated Annual Income	Total Cost Basis	Unrealized Gain (Loss)
FIRST IPSWICH BANCORP 0.75000% 01/23/2017 CD FDIC INSURED CPN PMT MONTHLY Next Interest Payable: 07/23/15 Estimated Yield 0.74% Accrued Interest \$41.10 Adjusted Cost Basis	320637AF8 CASH	250,000	\$1.00317	\$250,792.50	\$1,875.00	\$250,000.00	
						\$250,000.00	D \$792.50
SOUTHWEST BK FT WORTH TEX 0.75000% 01/27/2017 CD FDIC INSURED CPN PMT MONTHLY Next Interest Payable: 07/27/15 Estimated Yield 0.74% Accrued Interest \$20.55 Adjusted Cost Basis	844772AZ6 CASH	250,000	\$1.00357	\$250,892.50	\$1,875.00	\$250,000.00	
						\$250,000.00	D \$892.50
BIDDEFORD SVGS BANK CD 0.70000% 01/30/2017 FDIC INSURED CPN PMT MONTHLY Next Interest Payable: 07/30/15 Estimated Yield 0.69% Accrued Interest \$14.38 Adjusted Cost Basis	08883AAS1 CASH	250,000	\$1.00353	\$250,882.50	\$1,750.00	\$250,000.00	
						\$250,000.00	D \$882.50
FIRST NIAGARA BK N A NY 0.80000% 01/30/2017 CD FDIC INSURED CPN PMT SEMI-ANNUAL ON JUL 30, JAN 30 1ST CPN DTE 07/30/2015 Next Interest Payable: 07/30/15 Estimated Yield 0.79% Accrued Interest \$832.88 Adjusted Cost Basis	33583CMP1 CASH	250,000	\$1.00289	\$250,722.50	\$2,000.00	\$250,000.00	
						\$250,000.00	D \$722.50
MERRICK BK SOUTH JORDAN UTAH 0.75000% 01/30/2017 CD FDIC INSURED CPN PMT MONTHLY Next Interest Payable: 07/30/15 Estimated Yield 0.74% Accrued Interest \$15.41 Adjusted Cost Basis	59013JDA4 CASH	250,000	\$1.00275	\$250,687.50	\$1,875.00	\$250,000.00	
						\$250,000.00	D \$687.50



Statement for the Period June 1, 2015 to June 30, 2015

MEDINA CITY SCHOOLS - Corporation
Account Number: 069-173415



FIXED INCOME *continued*

Description	Symbol/Cusip Account Type	Quantity	Estimated Price on 06/30/15	Estimated Current Market Value	Estimated Annual Income	Total Cost Basis	Unrealized Gain (Loss)
PEOPLES UNITED BANK CD 0.75000% 01/30/2017 FDIC INSURED CPN PMT SEMI-ANNUAL ON JUL 28, JAN 28 1ST CPN DTE 07/28/2015 Next Interest Payable: 07/28/15 Estimated Yield 0.74% Accrued Interest \$791.10 Adjusted Cost Basis	71270QLR5 CASH	250,000	\$1.00305	\$250,762.50	\$1,875.00	\$250,000.00	
						\$250,000.00	D \$762.50
PLATINUM BK BRANDON FLA 0.70000% 02/06/2017 CD FDIC INSURED CPN PMT MONTHLY Next Interest Payable: 07/06/15 Estimated Yield 0.69% Accrued Interest \$119.86 Adjusted Cost Basis	72766HBM6 CASH	250,000	\$1.0031	\$250,775.00	\$1,750.00	\$250,000.00	
						\$250,000.00	D \$775.00
WINTER HILL BANK FSB CD 0.70000% 02/10/2017 FDIC INSURED CPN PMT MONTHLY Next Interest Payable: 07/11/15 Estimated Yield 0.69% Accrued Interest \$95.89 Adjusted Cost Basis	975875AC9 CASH	250,000	\$1.00303	\$250,757.50	\$1,750.00	\$250,000.00	
						\$250,000.00	D \$757.50
WELCH ST BK OKLA CD 0.70000% 02/17/2017 FDIC INSURED CPN PMT MONTHLY Next Interest Payable: 07/18/15 Estimated Yield 0.69% Accrued Interest \$62.33 Adjusted Cost Basis	949095AR4 CASH	250,000	\$1.00292	\$250,730.00	\$1,750.00	\$250,000.00	
						\$250,000.00	D \$730.00
BBCN BK LOS ANGELES CA 0.75000% 02/21/2017 CD FDIC INSURED CPN PMT MONTHLY Next Interest Payable: 07/20/15 Estimated Yield 0.74% Accrued Interest \$56.51 Adjusted Cost Basis	073296BL8 CASH	250,000	\$1.00333	\$250,832.50	\$1,875.00	\$250,000.00	
						\$250,000.00	D \$832.50

Statement for the Period June 1, 2015 to June 30, 2015

MEDINA CITY SCHOOLS - Corporation
Account Number: 069-173415



FIXED INCOME *continued*

Description	Symbol/Cusip Account Type	Quantity	Estimated Price on 06/30/15	Estimated Current Market Value	Estimated Annual Income	Total Cost Basis	Unrealized Gain (Loss)
ALLY BK MIDVALE UTAH CD 1.40000%	02006LND1	250,000	\$1.00434	\$251,085.00	\$3,500.00	\$250,000.00	
01/22/2018 FDIC INSURED	CASH						
CPN PMT SEMI-ANNUAL							
ON JUL 22, JAN 22							
1ST CPN DTE 07/22/2015							
Next Interest Payable: 07/22/15							
Estimated Yield 1.39%							
Accrued Interest \$1534.25							
Adjusted Cost Basis						\$250,000.00	\$1,085.00
CAPITAL ONE BK USA NATL ASSN 1.25000%	140420RH5	250,000	\$1.00435	\$251,087.50	\$3,125.00	\$250,000.00	
01/22/2018 CD FDIC INSURED	CASH						
CPN PMT SEMI-ANNUAL							
ON JUL 22, JAN 22							
1ST CPN DTE 07/22/2015							
Next Interest Payable: 07/22/15							
Estimated Yield 1.24%							
Accrued Interest \$1369.86							
Adjusted Cost Basis						\$250,000.00	\$1,087.50
GOLDMAN SACHS BK USA NY 1.40000%	38148JHX2	250,000	\$1.00459	\$251,147.50	\$3,500.00	\$250,000.00	
01/22/2018 CD FDIC INSURED	CASH						
CPN PMT SEMI-ANNUAL							
ON JUL 21, JAN 21							
1ST CPN DTE 07/21/2015							
Next Interest Payable: 07/21/15							
Estimated Yield 1.39%							
Accrued Interest \$1543.84							
Adjusted Cost Basis						\$250,000.00	\$1,147.50
BMW BK NORTH AMER SALT LAKE 1.35000%	05580ABB9	250,000	\$1.00432	\$251,080.00	\$3,375.00	\$250,000.00	
01/23/2018 CD FDIC INSURED	CASH						
CPN PMT SEMI-ANNUAL							
ON JUL 23, JAN 23							
1ST CPN DTE 07/23/2015							
Next Interest Payable: 07/23/15							
Estimated Yield 1.34%							
Accrued Interest \$1470.21							
Adjusted Cost Basis						\$250,000.00	\$1,080.00



Statement for the Period June 1, 2015 to June 30, 2015

MEDINA CITY SCHOOLS - Corporation
Account Number: 069-173415



FIXED INCOME *continued*

Description	Symbol/Cusip Account Type	Quantity	Estimated Price on 06/30/15	Estimated Current Market Value	Estimated Annual Income	Total Cost Basis	Unrealized Gain (Loss)
DISCOVER BK CD 1.30000% 01/29/2018 FDIC INSURED CPN PMT SEMI-ANNUAL ON JUL 28, JAN 28 1ST CPN DTE 07/28/2015 Next Interest Payable: 07/28/15 Estimated Yield 1.29% Accrued Interest \$1371.23 Adjusted Cost Basis	254672GB8 CASH	250,000	\$1.00419	\$251,047.50	\$3,250.00	\$250,000.00	
						\$250,000.00	D \$1,047.50
SYNOVUS BK COLUMBUS GA 1.10000% 01/29/2018 CD FDIC INSURED CPN PMT SEMI-ANNUAL ON JUL 29, JAN 29 1ST CPN DTE 07/29/2015 Next Interest Payable: 07/29/15 Estimated Yield 1.09% Accrued Interest \$1152.74 Adjusted Cost Basis	87164DGM6 CASH	250,000	\$1.0042	\$251,050.00	\$2,750.00	\$250,000.00	
						\$250,000.00	D \$1,050.00
AMERICAN EXPRESS CENTRN 1.30000% 01/30/2018 CD FDIC INSURED CPN PMT SEMI-ANNUAL ON JUL 30, JAN 30 1ST CPN DTE 07/30/2015 Next Interest Payable: 07/30/15 Estimated Yield 1.29% Accrued Interest \$1353.42 Adjusted Cost Basis	02587DXC7 CASH	250,000	\$1.00416	\$251,040.00	\$3,250.00	\$250,000.00	
						\$250,000.00	D \$1,040.00
CARDINAL BK NATL ASSN VA 1.10000% 01/30/2018 CD FDIC INSURED CPN PMT MONTHLY Next Interest Payable: 07/30/15 Estimated Yield 1.09% Accrued Interest \$22.60 Adjusted Cost Basis	14147VEK8 CASH	250,000	\$1.00419	\$251,047.50	\$2,750.00	\$250,000.00	
						\$250,000.00	D \$1,047.50

Statement for the Period June 1, 2015 to June 30, 2015

MEDINA CITY SCHOOLS - Corporation
Account Number: 069-173415



FIXED INCOME *continued*

Description	Symbol/Cusip Account Type	Quantity	Estimated Price on 06/30/15	Estimated Current Market Value	Estimated Annual Income	Total Cost Basis	Unrealized Gain (Loss)
CUSTOMERS BK PHOENIXVILLE PA 1.15000%	23204HCK2	250,000	\$1.00418	\$251,045.00	\$2,875.00	\$250,000.00	
01/30/2018 CD FDIC INSURED	CASH						
CPN PMT MONTHLY							
Next Interest Payable: 07/30/15							
Estimated Yield 1.14%							
Accrued Interest \$23.63							
Adjusted Cost Basis						\$250,000.00	D \$1,045.00
MEDALLION BK UTAH CD 1.15000% 01/30/2018	58403BU87	250,000	\$1.00417	\$251,042.50	\$2,875.00	\$250,000.00	
FDIC INSURED	CASH						
CPN PMT SEMI-ANNUAL							
ON JUL 30, JAN 30							
1ST CPN DTE 07/30/2015							
Next Interest Payable: 07/30/15							
Estimated Yield 1.14%							
Accrued Interest \$1197.26							
Adjusted Cost Basis						\$250,000.00	D \$1,042.50
FARM BUR BK FSB NV CD 1.05000%	307660JC5	250,000	\$1.00412	\$251,030.00	\$2,625.00	\$250,000.00	
02/02/2018 FDIC INSURED	CASH						
CPN PMT MONTHLY							
Next Interest Payable: 07/02/15							
Estimated Yield 1.04%							
Accrued Interest \$208.56							
Adjusted Cost Basis						\$250,000.00	D \$1,030.00
LANDMARK CMNTY BK TN CD 1.05000%	51507LAS3	250,000	\$1.00385	\$250,962.50	\$2,625.00	\$250,000.00	
02/13/2018 FDIC INSURED	CASH						
CPN PMT MONTHLY							
Next Interest Payable: 07/13/15							
Estimated Yield 1.04%							
Accrued Interest \$129.45							
Adjusted Cost Basis						\$250,000.00	D \$962.50
Total CDs		10,000,000		\$10,022,227.50	\$62,750.00	\$10,000,000.00	\$22,227.50
Total Fixed Income		10,000,000		\$10,022,227.50	\$62,750.00	\$10,000,000.00	\$22,227.50
Total Securities				\$10,022,227.50	\$62,750.00	\$10,000,000.00	\$22,227.50



Statement for the Period June 1, 2015 to June 30, 2015

MEDINA CITY SCHOOLS - Corporation
Account Number: 069-173415



HOLDINGS *continued*

	Quantity	Price on 06/30/15	Current Market Value	Estimated Annual Income	Total Cost Basis	Unrealized Gain (Loss)
TOTAL PORTFOLIO VALUE			\$10,022,227.50	\$62,750.00	\$10,000,000.00	\$22,227.50

Activity

CORE FUND ACTIVITY

Settlement Date	Account Type	Transaction	Description	Quantity	Amount
06/01/15	CASH	YOU SOLD	FEDERATED US TREAS OBLIGATION INSTIT @ 1	(1,086.99)	\$1,086.99
06/02/15	CASH	YOU BOUGHT	FEDERATED US TREAS OBLIGATION INSTIT @ 1	222.95	(\$222.95)
06/04/15	CASH	YOU BOUGHT	FEDERATED US TREAS OBLIGATION INSTIT @ 1	84.93	(\$84.93)
06/08/15	CASH	YOU BOUGHT	FEDERATED US TREAS OBLIGATION INSTIT @ 1	276.03	(\$276.03)
06/11/15	CASH	YOU BOUGHT	FEDERATED US TREAS OBLIGATION INSTIT @ 1	148.63	(\$148.63)
06/12/15	CASH	YOU BOUGHT	FEDERATED US TREAS OBLIGATION INSTIT @ 1	74.32	(\$74.32)
06/15/15	CASH	YOU BOUGHT	FEDERATED US TREAS OBLIGATION INSTIT @ 1	222.95	(\$222.95)
06/18/15	CASH	YOU BOUGHT	FEDERATED US TREAS OBLIGATION INSTIT @ 1	148.63	(\$148.63)

Statement for the Period June 1, 2015 to June 30, 2015

MEDINA CITY SCHOOLS - Corporation
Account Number: 069-173415



CORE FUND ACTIVITY *continued*

Settlement Date	Account Type	Transaction	Description	Quantity	Amount
06/22/15	CASH	YOU BOUGHT	FEDERATED US TREAS OBLIGATION INSTIT @ 1	159.25	(\$159.25)
06/23/15	CASH	YOU BOUGHT	FEDERATED US TREAS OBLIGATION INSTIT @ 1	477.75	(\$477.75)
06/29/15	CASH	YOU BOUGHT	FEDERATED US TREAS OBLIGATION INSTIT @ 1	159.25	(\$159.25)
06/30/15	CASH	YOU SOLD	FEDERATED US TREAS OBLIGATION INSTIT @ 1	(2,798.68)	\$2,798.68
TOTAL CORE FUND ACTIVITY					\$1,910.98

ACTIVITY > ADDITIONS AND WITHDRAWALS > OTHER ADDITIONS AND WITHDRAWALS

Date	Account Type	Transaction	Description	Quantity	Amount	Cost Basis	Gain (Loss)
Other Additions and Withdrawals							
06/01/15	CASH	WIRE TRANS TO BANK	WD48839247		(\$1,910.98)		
06/30/15	CASH	WIRE TRANS TO BANK	WD49008046		(\$3,645.94)		
Total Other Additions and Withdrawals					(\$5,556.92)		
TOTAL ADDITIONS AND WITHDRAWALS					(\$5,556.92)		



Statement for the Period June 1, 2015 to June 30, 2015

MEDINA CITY SCHOOLS - Corporation
Account Number: 069-173415



ACTIVITY > INCOME > TAXABLE INCOME

Settlement Date	Account Type	Transaction	Description	Quantity	Amount
Taxable Dividends					
05/29/15	CASH	DIVIDEND RECEIVED	FEDERATED US TREAS OBLIGATION INSTIT DIVIDEND RECEIVED		\$0.01
Total Taxable Dividends					\$0.01
Taxable Interest					
05/30/15	CASH	INTEREST	BIDDEFORD SVGS BANK CD 0.70000% 01/30/2017		\$143.84
05/30/15	CASH	INTEREST	CARDINAL BK NATL ASSN VA 1.10000% 01/30/2018 CD		\$226.03
05/30/15	CASH	INTEREST	CUSTOMERS BK PHOENIXVILLE PA 1.15000% 01/30/2018 CD		\$236.30
05/30/15	CASH	INTEREST	MERRICK BK SOUTH JORDAN UTAH 0.75000% 01/30/2017 CD		\$154.11
05/31/15	CASH	INTEREST	SUMMIT CMNTY BK MOOREFIELD WV 0.30000% 01/28/2016 CD		\$63.70
06/02/15	CASH	INTEREST	FARM BUR BK FSB NV CD 1.05000% 02/02/2018		\$222.95
06/04/15	CASH	INTEREST	ENTERPRISE BK & TR LOWELL MASS 0.40000% 02/04/2016 CD		\$84.93
06/06/15	CASH	INTEREST	BANK HOLLAND MICH CD 0.35000% 02/05/2016		\$74.32
06/06/15	CASH	INTEREST	PACIFIC WESTN BK CA CD 0.25000% 02/05/2016		\$53.08

Statement for the Period June 1, 2015 to June 30, 2015

MEDINA CITY SCHOOLS - Corporation
Account Number: 069-173415



ACTIVITY > INCOME > TAXABLE INCOME *continued*

Settlement Date	Account Type	Transaction	Description	Quantity	Amount
06/06/15	CASH	INTEREST	PLATINUM BK BRANDON FLA 0.70000% 02/06/2017 CD		\$148.63
06/11/15	CASH	INTEREST	WINTER HILL BANK FSB CD 0.70000% 02/10/2017		\$148.63
06/12/15	CASH	INTEREST	HARDIN CNTY BK SAVANNAH TENN 0.35000% 02/12/2016 CD		\$74.32
06/13/15	CASH	INTEREST	LANDMARK CMNTY BK TN CD 1.05000% 02/13/2018		\$222.95
06/18/15	CASH	INTEREST	WELCH ST BK OKLA CD 0.70000% 02/17/2017		\$148.63
06/20/15	CASH	INTEREST	BBCN BK LOS ANGELES CA 0.75000% 02/21/2017 CD		\$159.25
06/23/15	CASH	INTEREST	BANK RHODE IS PROVIDENCE RI 0.75000% 01/23/2017 CD		\$159.25
06/23/15	CASH	INTEREST	BROOKLINE BK MASS CD 0.75000% 01/23/2017		\$159.25
06/23/15	CASH	INTEREST	FIRST IPSWICH BANCORP 0.75000% 01/23/2017 CD		\$159.25
06/27/15	CASH	INTEREST	SOUTHWEST BK FT WORTH TEX 0.75000% 01/27/2017 CD		\$159.25
06/30/15	CASH	INTEREST	BIDDEFORD SVGS BANK CD 0.70000% 01/30/2017		\$148.63



Statement for the Period June 1, 2015 to June 30, 2015

MEDINA CITY SCHOOLS - Corporation
Account Number: 069-173415



ACTIVITY > INCOME > TAXABLE INCOME *continued*

Settlement Date	Account Type	Transaction	Description	Quantity	Amount
06/30/15	CASH	INTEREST	CARDINAL BK NATL ASSN VA 1.10000% 01/30/2018 CD		\$233.56
06/30/15	CASH	INTEREST	CUSTOMERS BK PHOENIXVILLE PA 1.15000% 01/30/2018 CD		\$244.18
06/30/15	CASH	INTEREST	MERRICK BK SOUTH JORDAN UTAH 0.75000% 01/30/2017 CD		\$159.25
06/30/15	CASH	INTEREST	SUMMIT CMNTY BK MOOREFIELD WV 0.30000% 01/28/2016 CD		\$61.64
Total Taxable Interest					\$3,645.93
Total Taxable Income					\$3,645.94
TOTAL INCOME					\$3,645.94

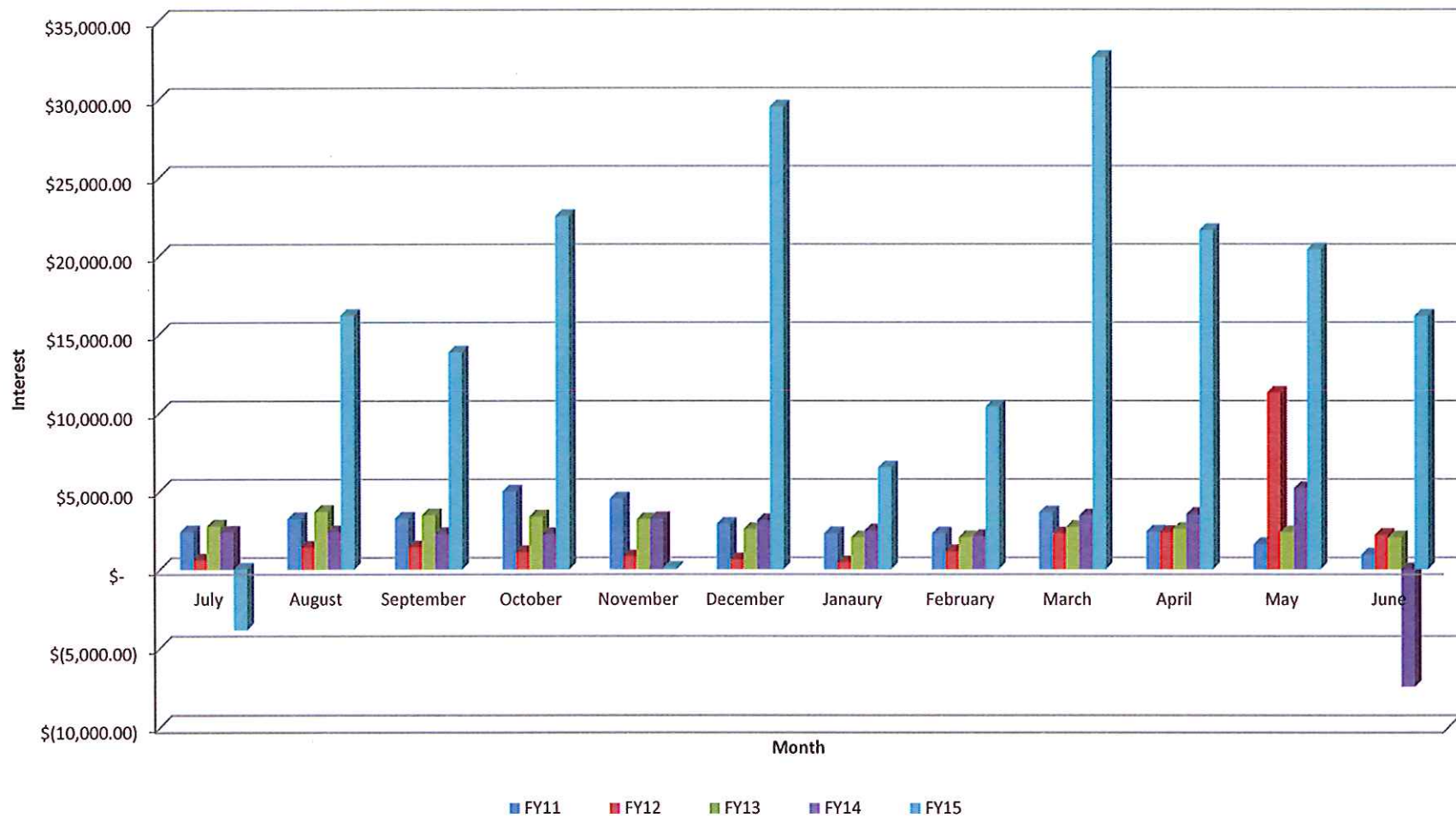
Footnotes and Cost Basis Information

Amortization, accretion and similar adjustments to cost basis have been provided for many fixed income securities (and some bond-like equities), however, they are not provided for certain types, such as short-term instruments, Unit Investment Trusts, foreign fixed income securities, or those that are subject to early prepayment of principal (pay downs). Where current year premium or acquisition premium amortization is provided, the prior years' cumulative amortization is reflected in the adjusted cost basis, but we cannot provide a breakdown or the total of such prior amortization amounts.

NFS is required to report certain cost basis and related information to the IRS on the Form 1099-B. Your official 1099-B forms for certain transactions will reflect which lots have been sold for tax purposes. To apply a specific identification cost basis method to 1099-B reporting, appropriate instructions must be on file with NFS or be received by NFS before the trade has settled. Absent such instructions, NFS determines cost basis at the time of sale based on its default methods of average cost for open-end mutual funds and first-in, first-out (FIFO) for all other securities (including ETFs) unless your broker dealer has elected to use another default method. NFS applies FIFO (or other disposal method, if applicable) based on its records, which may be different from yours. For transactions that are not subject to 1099-B cost basis reporting, you should refer to your trade confirmations and other applicable records to determine which lots were considered sold for tax purposes.

While NFS must meet IRS requirements with respect to certain information required to be reported to the IRS, NFS-provided cost basis, realized gain and loss, and holding period information may not reflect all adjustments necessary for your tax reporting purposes. NFS makes no warranties with respect to and specifically disclaims any liability arising out of a customer's use of, or any tax position taken in reliance upon, such information.

Total Monthly Interest Earnings



F I N A N C I A L S U M M A R Y R E P O R T
Processing Month: June 2015
MEDINA CITY SCHOOL DISTRICT

Fnd	Sc	Description	Beginning Balance	MTD Revenues	FYTD Revenues	MTD Expenditures	FYTD Expenditures	Current Available Balance
001	0000	GENERAL FUND	26,122,298.67	1,734,868.16	72,150,326.13	5,092,251.25	65,286,920.69	32,985,704.11
002	0000	BOND RETIREMENT	1,123,790.47	.00	1,438,251.21	117,775.00	1,419,602.74	1,142,438.94
002	9000	BOND RETIREMENT - NEW ELE	3,865,065.17	.00	4,172,601.92	879,493.25	4,282,496.93	3,755,170.16
002	9012	LOCAL SALES TAX RETIREMEN	1,129,469.31	.00	1,204,331.25	.00	1,817,787.50	516,013.06
002	9014	CONSOLIDATION - ENERGY &	.09	.00	341,362.32	.00	341,362.41	.00
003	0000	PERMANENT IMPROVEMENT FUN	22,840.98	.00	.00	.00	18,212.10	4,628.88
003	9000	PERMANENT IMPROVEMENT FUN	.00	.00	989.14	.00	.00	989.14
003	9001	MEDINA CITY REC CENTER-PE	231,516.05	.00	145,306.01	4,787.03	41,256.68	335,565.38
004	9001	NEW JR HIGH AND CANAVAN R	495.77	.00	.00	.00	495.77	.00
004	9002	FUTURE CONSTRUCTION	11,078.19	.51-	.00	.00	11,078.19	.00
004	9008	NEW CONSTRUCTION - SENIOR	32,142.58	1.41-	.00	.00	32,142.58	.00
006	0000	LUNCHROOM FUND	133,712.44	159,579.01	2,199,385.29	176,203.43	2,250,208.74	82,888.99
006	9006	FOOD SVC FEDERAL FUNDS	86,945.46	.00	.00	.00	86,945.46	.00
007	9004	COLLINS SCHOLARSHIP/POST-	.00	.97	15,000.97	.00	13,000.00	2,000.97
007	9110	ART TRUST - GARFIELD	9,766.18	4.72	49.33	.00	.00	9,815.51
007	9111	CHARLES STANGEL SCHOLARSH	.00	.00	500.00	500.00	500.00	.00
007	9333	RIOS STUDENT LEADER SCHOL	23,746.72	12.51	4,267.12	.00	2,000.00	26,013.84
007	9901	BIXLER SCHOLARSHIP FUND	125.00	.00	.00	.00	.00	125.00
008	9002	KANEHL MUSIC TRUST	30,414.17	2,889.15	3,051.59	.00	250.00	33,215.76
008	9003	RICHARD HOFFMAN COLLINS M	678,776.06	3,091.73-	24,377.06-	.00	58,000.00	596,399.00
008	9112	ELAINE BUSHMAN FUND	18,034.33	39.89	149.59	.00	1,000.00	17,183.92
009	9110	UNIFORM SUPPLIES GARFIELD	21,820.28	.00	8,337.49	8,103.95	14,686.94	15,470.83
009	9111	SCHOOL STORE GARFIELD	780.03	.00	319.03	984.70	1,099.06	.00
009	9120	UNIFORM SUPPLIES - CANAVA	12,775.89	25.13	13,010.57	.00	10,622.92	15,163.54
009	9122	SCHOOL STORE - CANAVAN	586.69	.00	.00	586.69	586.69	.00
009	9130	UNIFORM SUPPLIES - FENN	26,585.57	85.00	13,393.71	51.17	10,733.09	29,246.19
009	9140	UNIFORM SUPPLIES - HERITA	5,733.68	.00	12,803.00	.00	6,909.11	11,627.57
009	9160	UNIFORM SUPPLIES - BLAKE	1,067.51	310.00	18,189.31	406.64	16,679.10	2,577.72
009	9170	UNIFORM SUPPLIES - RALPH	14,050.74	.00	19,866.84	474.43	23,325.80	10,591.78
009	9171	SCHOOL STORE WAITE	2,564.97	.00	.00	50.00	2,564.97	.00
009	9180	UNIFORM SUPPLIES - ELIZA	11,270.05	105.00	15,387.50	.00	18,727.45	7,930.10
009	9181	SCHOOL STORE NORTROP	1,245.07	.00	.00	1,245.07	1,245.07	.00
009	9200	UNIFORM SUPPLIES - CLAGGE	110,142.94	240.00	31,728.61	36.03	50,256.57	91,614.98
009	9210	UNIFORM SUPPLIES - A.I. R	53,635.21	44.50-	28,738.45	2,277.82	44,134.30	38,239.36
009	9300	UNIFORM SUPPLIES - SENIOR	111,236.94	1,247.15	101,996.28	5,154.45	127,806.79	85,426.43
009	9304	AVIATION/PHOTOGRAPHY	3.87	.00	.00	.00	.00	3.87
014	9014	JUV DET CTR FY 14	18,943.70	.00	67,794.74	21,785.67	86,738.44	.00
014	9015	MEDINA CNTY JUV DET CNTR	.00	106,080.24	304,343.47	19,306.27	246,720.76	57,622.71
014	9111	CFIT FY11	5,550.01	.00	.00	.00	.00	5,550.01
014	9113	EVOLVE FY13	17,598.12-	17,598.12	17,598.12	.00	.00	.00
014	9114	EVOLVE FY14	5,920.32	58,763.34	62,979.09	.00	68,899.41	.00
014	9115	EVOLVE FY 15	.00	288,821.98	805,621.98	164,312.59	564,843.08	240,778.90
014	9600	Food Service	3,625.23	.00	.00	.00	3,625.23	.00
016	0000	EMERGENCY LEVY	3,253,992.18	.00	6,852,463.80	240,096.40	3,104,990.98	7,001,465.00
018	0000	PRINT SHOP	8,992.57	.00	1,002.76	.00	3,382.00	6,613.33
018	9000	PUBLIC SCHOOL SUPPORT - S	16.70	.00	.00	.00	.00	16.70

Date: 7/13/15

F I N A N C I A L S U M M A R Y R E P O R T
Processing Month: June 2015
MEDINA CITY SCHOOL DISTRICT

Page: 2
(FINSUM)

Fnd	Scc	Description	Beginning Balance	MTD Revenues	FYTD Revenues	MTD Expenditures	FYTD Expenditures	Current Available Balance
018	9110	PRINCIPAL'S FUND - GARFIE	40,610.79	.00	4,793.25	1,035.17	8,714.81	36,689.23
018	9111	GARFIELD SCHOOL STORE	.00	1,034.70	1,034.70	.00	.00	1,034.70
018	9113	GARFIELD MEDIA CENTER	681.92	1.00	3,286.55	.00	3,226.87	741.60
018	9120	PRINCIPAL - CANAVAN	50,617.76	629.64	18,617.24	1,443.60	15,761.79	53,473.21
018	9122	CANAVAN SCHOOL STORE	.00	586.69	586.69	.00	.00	586.69
018	9123	BOOK FAIR - CANAVAN	10,119.82	10.10	5,794.28	.00	5,773.13	10,140.97
018	9130	PRINCIPAL - FENN	43,883.48	1,023.46	14,068.15	489.14-	21,452.11	36,499.52
018	9132	FENN SCHOOL STORE	465.46	.00	.00	.00	.00	465.46
018	9133	BOOK FAIR - FENN	7,811.66	2.59-	173.47	.00	.00	7,985.13
018	9135	MEDINA SKI TEAM - DISTRIC	5,148.34	.00	3,380.00	2,570.68	4,830.66	3,697.68
018	9140	PRINCIPAL'S FUND - HERITA	24,245.99	.00	13,190.72	171.59	4,227.58	33,209.13
018	9143	HERITAGE MEDIA CENTER	16,053.58	.00	5,859.55	.00	6,023.36	15,889.77
018	9160	PRINCIPAL'S FUND - H G BL	38,960.09	1,416.47	17,561.10	2,734.50	14,682.17	41,839.02
018	9163	BLAKE MEDIA CENTER	7,143.54	15.99-	6,139.70	.00	1,287.21	11,996.03
018	9164	FIELD TRIPS/BLAKE ELEMENT	.34	.00	.00	.00	.00	.34
018	9170	PRINCIPALS FUND - RALPH W	55,241.97	594.60	15,283.93	1,321.85	13,127.52	57,398.38
018	9171	WAITE SCHOOL STORE	.00	50.00	50.00	.00	.00	50.00
018	9173	MEDIA CENTER RALPH WAITE	692.33	.00	7,627.04	639.60	6,187.71	2,131.66
018	9174	FIELD TRIPS RALPH WAITE E	.00	410.00	7,014.87	.00	.00	7,014.87
018	9180	PRINCIPALS FUND ELIZA NOR	27,804.04	50.00-	16,016.27	580.99	10,114.41	33,705.90
018	9181	NORTHROP ELEMENTARY SCHOO	.00	1,245.07	1,245.07	.00	.00	1,245.07
018	9183	MEDIA CENTER ELIZA NORTHR	3,820.18	98.55	6,184.79	.00	5,167.24	4,837.73
018	9184	FIELD TRIPS ELIZA NORTHRO	2,719.70	.00	146.00	.00	2,719.70	146.00
018	9200	PRINCIPAL'S FUND - CLAGGE	84,425.01	678.38	22,403.00	2,289.62-	16,175.42	90,652.59
018	9201	CLAGGETT M.S. - WASHINGTO	.00	.00	.00	.00	.00	.00
018	9203	CLAGGETT M.S. MEDIA CENTE	5,471.96	14.04	4,594.47	426.54	5,561.45	4,504.98
018	9210	PRINCIPAL'S FUND - ROOT M	18,426.77	67.88	24,431.57	548.50	25,822.07	17,036.27
018	9211	ROOT M.S. MEDIA CENTER	8,892.89	63.47	4,499.36	.00	4,256.45	9,135.80
018	9212	ROOT M.S. - WASHINGTON TR	355.00	.00	.00	.00	.00	355.00
018	9300	PRINCIPAL'S FUND - SENIOR	44,456.11	5,171.94	64,907.09	36,676.53	68,010.11	41,353.09
018	9301	MEDIA CENTER FUND	1,146.10	62.20	62.20	50.00-	45.00	1,163.30
018	9302	SPECIAL FUNDRAISER - SENI	37,086.18	.00	.00	.00	.00	37,086.18
018	9303	PERFORMING ARTS	91,635.98	19,003.00	71,882.00	10,342.69	74,165.05	89,352.93
018	9304	BATTLING BEES BOOKSTORE	12,657.06	.00	9,472.83	44.08-	10,952.01	11,177.88
018	9305	FLEXIBLE CREDIT FUND	6,712.43	.00	300.00	90.12	330.39	6,682.04
018	9900	INSERVICE - CENTRAL	3,702.01	.00	.00	.00	.00	3,702.01
018	9901	PUBLIC SCHOOL SUPPORT - I	18,280.96	1,000.00	1,000.00	565.76	2,681.64	16,599.32
018	9902	INSERVICE - SUPERINTENDEN	30,648.72	.00	.00	.00	5,927.80	24,720.92
018	9903	BOARD/STUDENT DEVELOPMENT	2,800.00	.00	.00	.00	.00	2,800.00
018	9904	WELLNESS FUND	502.00	.00	.00	.00	.00	502.00
018	9905	PUBLIC SCHOOL SUPPORT/STU	41,180.15	.00	16,000.00	.00	6,100.00	51,080.15
018	9906	COMMUNICATIONS - PUBLIC S	2,653.03	1,000.00	4,930.00	.00	5,985.50	1,597.53
018	9910	MAINTENANCE DEPARTMENT	4,342.09	.00	.00	.00	439.73	3,902.36
018	9920	TRSP FUND	3,290.70	.00	.00	.00	.00	3,290.70
018	9930	Resource Connection	1,500.00	.00	.00	.00	.00	1,500.00
018	9931	BUZZ ARTS FUND	2,572.20	.00	.00	.00	2,572.20	.00

Date: 7/13/15

F I N A N C I A L S U M M A R Y R E P O R T
Processing Month: June 2015
MEDINA CITY SCHOOL DISTRICT

Page: 3
(FINSUM)

Fnd	Scc	Description	Beginning Balance	MTD Revenues	FYTD Revenues	MTD Expenditures	FYTD Expenditures	Current Available Balance
019	9015	MCDAC GRANT FY15	.00	.00	82,368.00	14,742.18-	82,368.00	.00
019	9018	LOWE'S LIGHT UP GARFIELD	48.08	.00	.00	.00	.00	48.08
019	9020	RIF PROGRAM GRANT - NORTH	400.73	.00	.00	.00	.00	400.73
019	9021	JENNINGS - BLAKE - BRYNIA	.82	.00	.00	.00	.00	.82
019	9023	PUBLIC EDUCATION LEADERSH	.00	.00	11,650.00	.00	.00	11,650.00
019	9029	MARTHA HOLDEN JENNINGS GR	6.82	.00	.00	.00	.00	6.82
019	9030	PERFORMANCE BASED ASSESSM	79.76	.00	.00	.00	.00	79.76
019	9031	PBA FY11	256.96	.00	.00	.00	.00	256.96
019	9113	ACS-HACH CHEMISTRY GRANT	96.34	.00	.00	.00	.00	96.34
019	9142	STEPHENSON FOUNDATION-MHS	4,500.00	.00	.00	.00	4,500.00	.00
019	9213	VIDEO CLUB GRANT - MHS	1,687.82	.00	.00	.00	1,685.00	2.82
019	9313	JENNINGS - NORTHROP - MIL	13.86	.00	.00	.00	.00	13.86
019	9413	3M AND OTHER GRANT	152.03	.00	.00	.00	.00	152.03
019	9513	NEA STUDENT ACHIEVEMENT G	191.88	.00	.00	.00	.00	191.88
019	9613	FUEL UP - CONDOSTA - ROOT	2,412.20	.00	.00	466.66	1,019.15	1,393.05
019	9715	FUEL UP - BLAKE - FY15	.00	.00	2,660.00	500.00	2,432.06	227.94
020	9001	TRANSPORTATION ENTERPRISE	16,708.15	346.70	58,538.48	.00	26,520.83	48,725.80
022	9000	Unclaimed funds	14,292.43	.00	7,318.88	.00	4,797.36	16,813.95
022	9093	DIVERSION PROGRAM FED MON	1,000.00	.00	.00	.00	.00	1,000.00
022	9094	DIVERSION PROGRAM - FED.	1,000.00	.00	.00	.00	.00	1,000.00
022	9300	OH HIGH SCHOOL ATH ASSOC	3,305.72	3,856.00	56,782.37	9,492.44	59,785.99	302.10
024	9001	MEDICAL AND DRUG/SELF INS	4,441,503.64	645,704.90	7,845,702.54	450,505.45	6,810,411.40	5,476,794.78
024	9002	DENTAL SELF INSURANCE FUN	515,324.93	47,389.11	572,632.92	48,654.47	646,749.77	441,208.08
024	9005	WC - SELF INSURANCE	99,166.35	.00	.00	.00	99,166.35	.00
024	9094	FLEX PRO	27,252.14	8,254.40	8,254.40	.00	.00	35,506.54
027	0000	WORKMANS COMP.-SELF INS	.00	10,409.56	268,445.83	1,181.54	145,472.49	122,973.34
071	9013	LOCAL SALES TAX PERMANENT	2,345,222.98	.00	2,908,499.80	12,525.00	3,260,706.41	1,993,016.37
200	9110	GARFIELD STUDENT COUNCIL/	542.42	.77	1,082.77	.00	22.34	1,602.85
200	9121	ELLA CANAVAN STUDENT COUN	1,081.65	.53	316.70	.00	297.00	1,101.35
200	9134	FENN STUDENT BUSINESS	.12	.00	5.36	.00	.00	5.48
200	9140	STUDENT COUNCIL - HERITAG	143.19	.07	.70	.00	.00	143.89
200	9184	NORTHRUP ELEMENTARY STUDE	84.04	.03	46.09	.00	84.05	46.08
200	9185	K-KIDS KIWANIS ACTIVITY C	1,795.55	1.24	2,624.63	584.74	1,848.56	2,571.62
200	9202	CLAGGETT MIDDLE SCH. STUD	8,168.90	3.46	1,619.44	.00	2,598.50	7,189.84
200	9203	PEP CLUB - CLAGGETT MIDL	1,336.72	.65	6.77	.00	.00	1,343.49
200	9204	CLAGGETT MIDDLE SCHOOL CH	382.34	.18	1.92	.00	.00	384.26
200	9205	CLAGGETT MIDDLE SCH. BUIL	1,636.32	1.16	9.79	.00	.00	1,646.11
200	9208	MAT CLUB - CLAGGETT MIDL	768.50	.00	.72	.00	.00	769.22
200	9209	CLAGGETT MIDDLE SCHOOL DR	8,339.04	5.06	4,295.93	28.00	2,098.22	10,536.75
200	9211	WORK STUDY CLUB	100.00	.05	.50	.00	.00	100.50
200	9213	ENVIRONMENTAL CLUB - CLAG	83.94	.00	.00	.00	.00	83.94
200	9251	PEP CLUB - ROOT M.S.	796.79	.31	3.40	.00	165.85	634.34
200	9252	CHEERLEADERS - ROOT M.S.	39.29	.01	.18	.00	.00	39.47
200	9253	BUILDERS' CLUB - ROOT M.S	3,076.09	1.49	15.55	.00	.00	3,091.64
200	9255	MAT CLUB - ROOT M.S.	44.75	.00	.00	.00	44.75	.00
200	9256	DRAMA CLUB - ROOT M.S.	1,989.07	.84	317.79	.00	552.50	1,754.36

Date: 7/13/15

F I N A N C I A L S U M M A R Y R E P O R T
Processing Month: June 2015
MEDINA CITY SCHOOL DISTRICT

Page: 4
(FINSUM)

Fnd	Scc	Description	Beginning Balance	MTD Revenues	FYTD Revenues	MTD Expenditures	FYTD Expenditures	Current Available Balance
200	9257	ENVIRONMENTAL CLUB - ROOT	285.01	.00	.64	.00	274.00	11.65
200	9258	STUDENT COUNCIL - ROOT M.	3,332.93	1.61	16.83	.00	.00	3,349.76
200	9260	EXPLORERS TEAM - ROOT M S	178.23	.00	.00	.00	178.23	.00
200	9301	YOUNG AMERICANS FOR FREED	.00	.03	1,013.23	.00	960.00	53.23
200	9302	ART CLUB	129.51	.06	.65	.00	.00	130.16
200	9303	AMERICAN FIELD SERVICE	350.29	.17	1.77	.00	.00	352.06
200	9304	CAREER ASSOCIATION	234.79	.12	1.20	.00	.00	235.99
200	9305	CHEMCLUB	.00	10.00	300.00	.00	300.00	.00
200	9307	CHOIR	37,024.60	994.48	36,077.20	.00	32,597.34	40,504.46
200	9308	COMPUTER CLUB	64.00	.03	.85	.00	.00	64.85
200	9310	DELTA EPSILON PHI - NAT'L	.45	.00	.00	.00	.00	.45
200	9312	DRAMA CLUB	35,053.84	18.57	13,192.54	236.30	9,638.83	38,607.55
200	9315	LEADER WITHIN U	267.63	.13	1.36	.00	.00	268.99
200	9316	FRENCH CLUB	8.71	.00	.00	.00	.00	8.71
200	9318	G. L. C.	1,892.06	18.81	1,208.31	170.00	1,404.75	1,695.62
200	9321	KEY CLUB	1,657.19	4.88	17,573.01	677.90	9,091.14	10,139.06
200	9323	MEDINAMITE	967.81	.32	4.00	.00	300.00	671.81
200	9324	MEDINIAN	14,033.16	1.55	8,731.79	.00	19,532.06	3,232.89
200	9325	MUSIC - BAND	9,592.91	8.36	12,544.05	.00	4,757.39	17,379.57
200	9326	NATIONAL HONOR SOCIETY	6,046.91	1.86	2,879.79	1,966.50	5,072.15	3,854.55
200	9327	ORCHESTRA	16,286.52	8.42	2,183.18	.00	962.17	17,507.53
200	9330	SCIENCE OLYMPIAD CLUB	132.35	.06	.64	.00	.00	132.99
200	9331	SKI CLUB	.05	.00	2.82	.00	.00	2.87
200	9332	SPANISH CLUB	4,684.28	2.80	2,866.11	523.98	1,715.94	5,834.45
200	9333	STUDENT COUNCIL	57,417.51	126.01	29,874.58	5,569.91	33,208.18	54,083.91
200	9334	WORK STUDY CLUB	46.00	2.22	4,573.68	.00	.00	4,619.68
200	9335	LATIN CLUB	1,472.00	61.80	3,736.92	666.25	3,752.45	1,456.47
200	9336	INTERACT ORGANIZATION	1,558.32	.75	7.88	.00	.00	1,566.20
200	9339	SPEECH/DEBATE CLUB	6,467.42	12.56	20,021.27	.00	21,425.31	5,063.38
200	9340	S. A. D. D.	805.40	.53	559.02	68.45	263.58	1,100.84
200	9345	INTERNATIONAL CLUB	4,630.79	2.24	23.39	.00	.00	4,654.18
200	9346	PENGUIN BOWL/NOSB	4.42	.00	.00	.00	.00	4.42
200	9350	TECHNOLOGY CLUB	427.63	.58	1,625.57	.00	851.65	1,201.55
200	9351	THE JUNIOR STATESMEN OF A	1,153.75	.56	5.83	.00	.00	1,159.58
200	9352	VIDEO CLUB - SR HI	11,840.41	1,140.11	1,189.28	618.00	2,398.63	10,631.06
200	9353	CHINESE CLUB	551.94	.32	401.38	.00	282.61	670.71
200	9355	GAY STRAIGHT ALLIANCE	269.86	.29	332.90	.00	.00	602.76
200	9380	V O F T	39,328.95	21.61	33,718.22	501.44	28,102.39	44,944.78
200	9408	CLASS OF 2008	.00	.00	66.00	.00	.00	66.00
200	9410	CLASS OF 2010	.70	.00	.70	.00	.00	.00
200	9412	CLASS OF 2012	2,655.86	.00	.00	.00	.00	2,655.86
200	9413	CLASS OF 2013	702.47	.34	3.56	.00	.00	706.03
200	9414	CLASS OF 2014	1,758.34	.17	3.77	.00	1,405.66	356.45
200	9415	CLASS OF 2015	5,534.71	.68	2,975.84	1,488.71	7,095.31	1,415.24
200	9416	CLASS OF 2016	3,361.41	281.26	40,806.68	23,278.29	41,546.48	2,621.61
200	9417	CLASS OF 2017	1,892.84	47.23	1,572.46	.00	.00	3,465.30

Date: 7/13/15

F I N A N C I A L S U M M A R Y R E P O R T
Processing Month: June 2015
MEDINA CITY SCHOOL DISTRICT

Page: 5
(FINSUM)

Fnd	Scc	Description	Beginning Balance	MTD Revenues	FYTD Revenues	MTD Expenditures	FYTD Expenditures	Current Available Balance
200	9418	CLASS OF 2018	.00	46.55	2,064.84	.00	33.94	2,030.90
200	9999	GENERIC STUDENT ACTIV. FD	.01	.00	.00	.00	.00	.01
300	0000	ATHLETIC FUND	202,608.36	47,915.80	351,988.27	23,733.89	377,780.24	176,816.39
300	9121	WORLD WATCHER'S CLUB	7,362.04	.00	.00	.00	.00	7,362.04
300	9201	CLAGGETT MIDDLE SCH. BAND	18,803.36	.00	25,893.75	1,119.80	21,442.82	23,254.29
300	9202	CLAGGETT MIDDLE SCH. ORCH	223.00	.00	.00	.00	.00	223.00
300	9203	CLAGGETT MIDDLE SCHOOL LI	370.00	.00	.00	.00	.00	370.00
300	9204	CLAGGETT M.S. CHOIR FUND	634.10	.00	.00	.00	.00	634.10
300	9206	P A N D A	808.93	.00	.00	.00	808.93	.00
300	9207	PEACEMAKERS CLUB - CLAGGE	517.08	.00	.00	.00	517.08	.00
300	9208	CLAGGETT - 6TH GRADE TRIP	4,343.22	1,634.00	113,092.50	.00	102,054.22	15,381.50
300	9250	ROOT M.S. BAND FUND	15,449.59	220.00-	20,896.50	121.50	21,605.32	14,740.77
300	9251	ROOT M.S. ORCHESTRA FUND	1,145.24	.00	155.30	.00	377.39	923.15
300	9252	ROOT M.S. CHOIR FUND	3,270.15	.00	.00	.00	.00	3,270.15
300	9256	LEAPING LIZARDS	37.47	.00	.00	.00	37.47	.00
300	9257	COMETS TEAM	.55	.00	.00	.00	.55	.00
300	9258	ROOT - DISTRICT SUPERVISE	84,236.23	611.00	112,502.50	2,446.00	104,529.25	92,209.48
300	9259	ROOT DANCE TEAM	528.00	.00	.00	.00	.00	528.00
300	9302	BOYS VOLLEYBALL	4,358.13	441.00	3,060.00	255.00	2,585.65	4,832.48
300	9303	HUDDLE/SHUDDLE	1,165.43	.00	1,310.00	268.60	911.26	1,564.17
300	9304	LINK CREW	2,585.50	192.00-	3,207.50	.00	2,229.05	3,563.95
300	9305	MHS DANCE TEAM	399.00	.00	2,250.00	.00	1,703.50	945.50
300	9306	MHS - DISTRICT SUPERVISED	.00	77.50	605.00	.00	605.00	.00
300	9313	DRAMA/MUSICAL	21,650.15	400.00	16,805.00	120.00	15,003.00	23,452.15
300	9325	BAND - DISNEYLAND	10,117.96	.00	83,260.00	.00	84,076.98	9,300.98
300	9334	BEEHIVE CAFE	11,956.61	.00	15,371.15	420.92-	11,870.91	15,456.85
300	9380	V O F T	640.58	.00	.00	.00	.00	640.58
300	9390	PERU TRIP	.00	192.00	1,152.00	.00	1,152.00	.00
401	9000	ST FRANCIS - MOBILE UNIT	.00	.00	.00	846.72	846.72	846.72-
401	9014	ST FRAN FY14	135,390.10	.00	.00	.00	135,390.10	.00
401	9015	AUXILIARY FUNDS/ST FRANCI	.00	40.19	443,131.98	66,024.25	359,566.10	83,565.88
401	9024	AUX FUNDS NURTURY FY14	4,810.78	.00	.00	.00	4,810.78	.00
401	9025	AUX FUNDS NURTURY FY15	.00	2.71	15,877.88	2,739.66	10,232.19	5,645.69
401	9034	AUX FUNDS MCA FY14	22,369.05	.00	.00	.00	22,369.05	.00
401	9035	AUX FUNDS MCA FY15	.00	4.62	150,729.06	15,733.17	141,119.18	9,609.88
401	9044	KIDS COUNTRY FY14	9,009.82	.00	.00	.00	9,009.82	.00
401	9045	KIDS COUNTRY FY15	.00	6.69	17,209.40	2,112.64	3,300.25	13,909.15
401	9064	SM WONDERS FY14	1,094.40	.00	.00	.00	.00	1,094.40
401	9065	SM WONDERS FY15	.00	1.64	3,155.91	.00	.00	3,155.91
432	9097	MANAGE. INFO. SYS. FUND	.80	.00	.00	.00	.00	.80
450	9008	SCHOOLNET PLUS FY2008: GR	1.00	.00	.00	.00	.00	1.00
451	9013	CONNECTIVITY 2013	800.00	.00	.00	.00	.00	800.00
451	9015	CONNECTIVITY FY15	.00	.00	18,000.00	.00	18,000.00	.00
452	9008	SCHOOLNET PROFESSIONAL DE	66.15	.00	.00	.00	.00	66.15
463	9014	ALT ED FY14	.00	.00	2,500.00	.00	2,500.00	.00
463	9015	ALT ED FY15	.00	5,514.81	29,608.29	3,517.02	31,606.08	1,997.79-

Date: 7/13/15

F I N A N C I A L S U M M A R Y R E P O R T
Processing Month: June 2015
MEDINA CITY SCHOOL DISTRICT

Page: 6
(FINSUM)

Fnd	Scs	Description	Beginning Balance	MTD Revenues	FYTD Revenues	MTD Expenditures	FYTD Expenditures	Current Available Balance
499	9012	INTERN PSYCH FY12	45.81	.00	.00	.00	.00	45.81
499	9013	INTERN PSYCH FY13	39.97	.00	.00	.00	.00	39.97
499	9014	INTERN PSYCH FY14	31,382.40-	.00	31,382.40	.00	.00	.00
499	9015	INTERN PSYCH FY15	.00	5,394.27	26,998.12	2,454.25	26,846.44	151.68
499	9024	LOCAL GOVERNMENT INNOVATI	18,000.00	.00	.00	.00	10,250.00	7,750.00
499	9039	INTERN PSYCHOLOGIST GRANT	2.20	.00	.00	.00	.00	2.20
499	9112	E-TECH BLENDED LEARNING G	924.57	.00	.00	.00	602.86	321.71
506	9014	RESIDENT EDUCATOR GRANT	1,516.00	.00	.00	.00	566.00	950.00
516	9014	SIX B FY14	17,019.89-	.00	189,578.15	.00	172,558.26	.00
516	9015	TITLE VI-B	.00	189,933.19	1,091,552.24	182,703.80	1,205,106.07	113,553.83-
516	9114	Deslexia Grant FY14	8,427.76-	.00	24,626.51	.00	16,198.75	.00
516	9115	DESLEXIA GRANT FY 15	.00	7,514.53	21,590.58	.00	21,590.58	.00
551	9015	TITLE III IMMIGRANT FY 15	.00	.00	1,189.48	.00	1,189.48	.00
551	9115	TITLE III LEP FY15	.00	812.82	10,814.11	812.82	10,814.11	.00
572	9014	TITLE I FY14	5,208.71-	.00	152,029.16	.00	146,820.45	.00
572	9015	TITLE I FY 15	.00	268,056.07	469,910.76	5,306.17-	436,515.33	33,395.43
572	9114	TITLE I-D FY14	282.75-	.00	26,727.25	.00	26,444.50	.00
572	9115	TITLE I-D FY 15	.00	5,361.12	18,695.76	10,599.65	28,021.37	9,325.61-
587	9014	PRESCHOOL FY14	465.76-	.00	4,785.04	.00	4,319.28	.00
587	9015	PRESCHOOL FY 15	.00	3,357.99	28,451.54	1,233.21	28,818.79	367.25-
590	9014	TITLE II-A FY14	7,787.12	.00	70,858.20	.00	78,645.32	.00
590	9015	TITLE II-A FY15	.00	.00	78,966.71	20,209.40-	126,098.24	47,131.53-
599	9015	CHILD NUTRITION - TEAM NU	.00	.00	.00	1,200.00	1,200.00	1,200.00-
Grand Total All Funds			46,243,412.61	3,657,130.65	106154,587.25	7,629,224.46	95635,282.13	56762,717.73
Total Invested Funds			.00					

Date: 7/13/2015

C H E C K R E G I S T E R
Processing Month: June 2015
MEDINA CITY SCHOOL DISTRICT

Page: 1
(CHKREG)

Check#	Check Date	Org Sta	Vendor Paid	Check Amount	Status Date
007001	06/02/2015	M/M	GORDON FOOD SERVICE	12,254.83	
007002	06/01/2015	M/M	GORDON FOOD SERVICE	2,612.06	
007003	06/01/2015	M/M	MEMO - U.S. BANK	97,425.00	
007004	06/01/2015	M/M	MEMO - BANK OF NEW YORK	782,068.25	
007005	06/01/2015	M/M	MEMO - BANK OF NEW YORK	117,775.00	
007006	06/01/2015	M/M	MEMO - MEDICAL MUTUAL	62,248.58	
007007	06/10/2015	M/M	MEMO - FLEXSAVE	518.50	
007008	06/05/2015	M/M	MEMO - BUREAU WORK COMP	5,407.48	
007009	06/05/2015	M/M	MEMO --S T R S	67,105.43	
007010	06/05/2015	M/M	MEMO - FIRST MERIT BANK	26,402.25	
007011	06/15/2015	M/M	MEMO - U.S. BANK PURCHASE CARD	7,954.03	
007012	06/05/2015	M/M	OHIO DEPT OF ED - MEMO CK	93,864.32	
007013	06/22/2015	M/V	MEMO - MEDICAL MUTUAL	475,000.00	06/22/2015
007014	06/16/2015	M/V	MEMO - MEDICAL MUTUAL	81,268.07	06/22/2015
007015	06/08/2015	M/V	MEMO - MEDICAL MUTUAL	121,864.86	06/22/2015
007016	06/02/2015	M/V	MEMO - MEDICAL MUTUAL	83,860.27	06/22/2015
007017	06/25/2015	M/M	SYSCO FOOD SERVICES CLEVELAND	1,177.79	
007018	06/16/2015	M/M	MEMO - MEDICAL MUTUAL	81,268.07	
007019	06/08/2015	M/M	MEMO - MEDICAL MUTUAL	121,864.86	
007020	06/02/2015	M/M	MEMO - MEDICAL MUTUAL	83,860.27	
007021	06/23/2015	M/M	MEMO - MEDICAL MUTUAL	101,263.67	
007022	06/23/2015	T/T	MEMO -MEDINA CITY SCHOOLS	1,034.70	
007023	06/23/2015	T/T	MEMO -MEDINA CITY SCHOOLS	586.69	
007024	06/23/2015	T/T	MEMO -MEDINA CITY SCHOOLS	50.00	
007025	06/23/2015	T/T	MEMO -MEDINA CITY SCHOOLS	1,245.07	
007026	06/23/2015	T/T	MEMO -MEDINA CITY SCHOOLS	21,785.67	
007027	06/23/2015	T/T	MEMO -MEDINA CITY SCHOOLS	17,598.12	
007028	06/23/2015	T/T	MEMO -MEDINA CITY SCHOOLS	58,763.34	
007029	06/25/2015	M/M	SYSCO FOOD SERVICES CLEVELAND	19,488.37	
007030	06/19/2015	M/M	OHIO DEPT OF ED - MEMO CK	107,382.15	
007031	06/05/2015	M/M	MEMO MET LIFE INSURANCE	4,048.66	
007032	06/25/2015	M/M	MEMO MET LIFE INSURANCE	48,654.47	
007033	06/19/2015	M/M	MEMO --S T R S	65,900.66	
007034	06/19/2015	M/M	MEMO - FIRST MERIT BANK	24,559.29	
007035	06/19/2015	M/M	MEMO - BUREAU WORK COMP	5,010.16	
007036	06/19/2015	M/M	MEMO-MCSD SELF INS. MEDICAL	529,259.77	
007037	06/19/2015	M/M	MEMO DENTAL SELF	40,478.67	
007038	06/23/2015	M/M	MEMO - FIRST MERIT BANK	17.40	
007039	06/26/2015	M/M	STRS	2,252.68	
007040	06/29/2015	M/M	STRS	404,476.00	
007041	06/29/2015	M/M	SERS - MEMO	127,856.00	
007042	06/16/2015	T/T	MEMO -MEDINA CITY SCHOOLS	50,000.00	
007043	06/16/2015	T/T	MEMO -MEDINA CITY SCHOOLS	76,000.00	
007044	06/16/2015	T/T	MEMO -MEDINA CITY SCHOOLS	22,000.00	
007045	06/30/2015	M/M	MEMO - BUREAU WORK COMP	1,181.54	
007046	06/30/2015	M/M	MEMO --S E R S	7,832.42	
606526	06/10/2015	W/R	PRAXAIR	22.45	06/19/2015
606527	06/10/2015	W/R	ACSI	1,524.23	06/18/2015
606528	06/10/2015	W/R	ADLER TEAM SPORTS	4,340.00	06/18/2015
606529	06/10/2015	W/W	ALISON SNOOK	12.00	
606530	06/10/2015	W/R	AMERICAN TIME & SIGNAL COMPANY	734.22	06/16/2015
606531	06/10/2015	W/R	COLLEGE BOARD	36,289.00	06/25/2015

Date: 7/13/2015

C H E C K R E G I S T E R
Processing Month: June 2015
MEDINA CITY SCHOOL DISTRICT

Page: 2
(CHKREG)

Check#	Check Date	Org Sta	Vendor Paid	Check Amount	Status Date
606532	06/10/2015	W/R	ARMSTRONG CABLE	190.97	06/23/2015
606533	06/10/2015	W/R	ARROW UNIFORM	552.54	06/18/2015
606534	06/10/2015	W/R	ASHLAND UNIVERSITY	180.00	06/23/2015
606535	06/10/2015	W/R	B&B TROPHIES & AWARDS	2,139.00	06/18/2015
606536	06/10/2015	W/R	BC TECHNOLOGIES CO	1,630.00	06/18/2015
606537	06/10/2015	W/R	DICK BLICK COMPANY	206.73	06/18/2015
606538	06/10/2015	W/R	DAIRYMENS	3,027.35	06/18/2015
606539	06/10/2015	W/R	MINDWARE	199.93	06/18/2015
606540	06/10/2015	W/R	BUEHLER'S MARKETS	212.53	06/18/2015
606541	06/10/2015	W/R	C MARTIN TRUCKING	1,262.02	06/18/2015
606542	06/10/2015	W/R	CAPITOL VARSITY SPORTS, INC.	6,372.46	06/18/2015
606543	06/10/2015	W/R	CARQUEST AUTO PARTS	419.68	06/18/2015
606544	06/10/2015	W/R	DOMINIC'S PIZZA	152.94	06/22/2015
606545	06/10/2015	W/R	CATHERINE E JOHNSON	20.00	06/18/2015
606546	06/10/2015	W/R	CHRIS HOLOWCZAK	70.00	06/23/2015
606547	06/10/2015	W/R	COMPANY HEALTHCARE	3,492.72	06/23/2015
606548	06/10/2015	W/R	COOKIE & GILLY FROZEN YOGURT	1,000.00	06/18/2015
606549	06/10/2015	W/R	CORKSCREW SALOON LLC	100.00	06/30/2015
606550	06/10/2015	W/R	CROWN TROPHY OF MEDINA	778.63	06/18/2015
606551	06/10/2015	W/R	DAVID BARNES	80.00	06/30/2015
606552	06/10/2015	W/R	DAVID HAMMAN	57.45	06/09/2015
606553	06/10/2015	W/R	DAVID M CHAMBERS	111.32	06/09/2015
606554	06/10/2015	W/W	DEAN ROBLE	80.00	
606555	06/10/2015	W/R	DIAMOND UMPIRE ASSOC.	250.00	06/18/2015
606556	06/10/2015	W/R	DISCOUNT SCHOOL SUPPLY	715.64	06/19/2015
606557	06/10/2015	W/R	DYNA SYSTEMS	792.51	06/18/2015
606558	06/10/2015	W/R	EASY GRAPHICS CORP	1,420.00	06/18/2015
606559	06/10/2015	W/R	EDUCATIONAL FURNITURE	5,290.29	06/18/2015
606560	06/10/2015	W/R	EDWIN H DAVIS & SON, INC.	255.43	06/18/2015
606561	06/10/2015	W/R	ESBER CASH REGISTER	29,615.00	06/24/2015
606562	06/10/2015	W/R	FBN SYSTEMS, INC.	220.00	06/19/2015
606563	06/10/2015	W/R	FLAGHOUSE, INC.	133.28	06/18/2015
606564	06/10/2015	W/R	FLINN SCIENTIFIC, INC.	1,521.45	06/18/2015
606565	06/10/2015	W/R	FOLLETT SCHOOL SOLUTIONS, INC.	46.36	06/16/2015
606566	06/10/2015	W/R	FRONTIER	5,214.13	06/18/2015
606567	06/10/2015	W/W	GOODTIME III	676.00	
606568	06/10/2015	W/R	GORDON FOOD SERVICE	597.72	06/18/2015
606569	06/10/2015	W/R	GORDON FOOD SERVICE	9.58	06/18/2015
606570	06/10/2015	W/R	GRAINGER SUPPLY CO	121.42	06/18/2015
606571	06/10/2015	W/R	PIZZA HUT	214.50	06/18/2015
606572	06/10/2015	W/R	HP WOODCRAFTING	245.05	06/30/2015
606573	06/10/2015	W/R	IMPACT GROUP	1,250.00	06/23/2015
606574	06/10/2015	W/R	IRC TEAM SPORTS	150.32	06/18/2015
606575	06/10/2015	W/R	JACQUELINE WILAND	82.28	06/09/2015
606576	06/10/2015	W/R	JAMA JOHNSON	7.76	06/09/2015
606577	06/10/2015	W/R	JENIFER SCOTT	357.85	06/09/2015
606578	06/10/2015	W/W	JESSE BYNUM	210.00	
606579	06/10/2015	W/R	JOHN PILAGONIA	19.00	06/09/2015
606580	06/10/2015	W/R	JONATHAN BONEZZI	290.00	06/18/2015
606581	06/10/2015	W/R	JOSTEN'S	103.03	06/18/2015
606582	06/10/2015	W/R	JUDY CARLSON	59.47	06/09/2015
606583	06/10/2015	W/R	KAREN PLATZ	153.16	06/18/2015

Date: 7/13/2015

C H E C K R E G I S T E R
Processing Month: June 2015
MEDINA CITY SCHOOL DISTRICT

Page: 3
(CHKREG)

Check#	Check Date	Org Sta	Vendor Paid	Check Amount	Status Date
606584	06/10/2015	W/R	KENNEDY COTTRELL RICHARDS LLC	3,050.00	06/18/2015
606585	06/10/2015	W/R	LACROSSEBALLSTORE.COM	188.18	06/22/2015
606586	06/10/2015	W/R	LANGUAGE LEARNING ASSOCIATES	47,302.04	06/09/2015
606587	06/10/2015	W/W	LARRY PHELAN	70.00	
606588	06/10/2015	W/R	LAURA HOUGH	179.29	06/09/2015
606589	06/10/2015	W/R	LD PRODUCTS, INC	32.54	06/18/2015
606590	06/10/2015	W/R	LET'S MAKE A DIFFERENCE	250.00	06/23/2015
606591	06/10/2015	W/R	LIBERTY MUTUAL INSURANCE	1,000.00	06/23/2015
606592	06/10/2015	W/R	LONNETTE SCHURMAN	713.99	06/09/2015
606593	06/10/2015	W/R	LORI S KELLY	1,440.00	06/09/2015
606594	06/10/2015	W/R	MARK SHENGLE PIANO SERVICE	660.00	06/16/2015
606595	06/10/2015	W/R	MARY MITMAN	186.08	06/09/2015
606596	06/10/2015	W/R	MEDINA COUNTY ARTS FOUNDATION	2,500.00	06/19/2015
606597	06/10/2015	W/R	MEDINA COUNTY SANITARY	12,820.13	06/18/2015
606598	06/10/2015	W/R	MEDINA COUNTY SCHOOLS ESC	2,610.00	06/18/2015
606599	06/10/2015	W/R	MEDINA CREATIVE ACCESSIBILITY	3,010.00	06/09/2015
606600	06/10/2015	W/R	MEDINA HARDWARE, INC	436.92	06/19/2015
606601	06/10/2015	W/V	MEDINA SIGNS	405.10	06/23/2015
606602	06/10/2015	W/R	META -METROPOLITAN EDUCATIONAL	8,070.19	06/18/2015
606603	06/10/2015	W/R	MNJ TECHNOLOGIES DIRECT INC.	752.00	06/18/2015
606604	06/10/2015	W/W	MOBILE MINI INC	846.72	
606605	06/10/2015	W/R	MSB CONSULTING GROUP, LLC	945.50	06/23/2015
606606	06/10/2015	W/R	MYRA BOWYER	270.00	06/18/2015
606607	06/10/2015	W/R	NASSP	1,966.50	06/18/2015
606608	06/10/2015	W/R	HOOP GURU	1,006.45	06/23/2015
606609	06/10/2015	W/R	NEOLA INC.	1,108.04	06/18/2015
606610	06/10/2015	W/R	NICKLES BAKERY	140.81	06/19/2015
606611	06/10/2015	W/R	OHIO EDISON COMPANY	26,500.10	06/16/2015
606612	06/10/2015	W/R	OHIO MATHEMATICS LEAGUE	90.00	06/30/2015
606613	06/10/2015	W/R	OHIO SCHOOLS COUNCIL-GAS	24,735.80	06/18/2015
606614	06/10/2015	W/R	OHSLA	188.00	06/30/2015
606615	06/10/2015	W/R	ORIENTAL TRADING COMPANY	135.95	06/22/2015
606616	06/10/2015	W/R	PAT CATAN'S CRAFT CENTER	352.48	06/18/2015
606617	06/10/2015	W/R	PEARSON PRENTICE HALL	32,771.06	06/18/2015
606618	06/10/2015	W/R	PHILLIP NELSON	70.00	06/22/2015
606619	06/10/2015	W/R	PHONAK, INC	157.39	06/18/2015
606620	06/10/2015	W/R	PITNEY BOWES	2,192.38	06/18/2015
606621	06/10/2015	W/R	POINT SPRING & DRIVESHAFT CO	415.00	06/18/2015
606622	06/10/2015	W/R	US POSTAL SERVICE	416.00	06/22/2015
606623	06/10/2015	W/R	POWER OF THE PEN	170.00	06/18/2015
606624	06/10/2015	W/R	REALLY GOOD STUFF	248.24	06/18/2015
606625	06/10/2015	W/R	REBECCA GIBSON	27.85	06/09/2015
606626	06/10/2015	W/R	REDTREE INVESTMENT GROUP	1,479.45	06/18/2015
606627	06/10/2015	W/R	RICK PUCKRIN	75.00	06/23/2015
606628	06/10/2015	W/R	RJ VERNAK REFRIGERATION	752.12	06/18/2015
606629	06/10/2015	W/R	ROMP N STOMP	300.00	06/18/2015
606630	06/10/2015	W/R	SAMUEL FRENCH, INC.	236.30	06/26/2015
606631	06/10/2015	W/R	SARAH FULLING	500.00	06/23/2015
606632	06/10/2015	W/R	SCHOOL SPECIALTY, INC	8.34	06/18/2015
606633	06/10/2015	W/R	CLASSROOM DIRECT	580.61	06/18/2015
606634	06/10/2015	W/R	SCOTT, SCRIVEN & WAHOFF	13,794.50	06/18/2015
606635	06/10/2015	W/R	SELECT SECURITY	7,680.00	06/18/2015

Date: 7/13/2015

C H E C K R E G I S T E R
Processing Month: June 2015
MEDINA CITY SCHOOL DISTRICT

Page: 4
(CHKREG)

Check#	Check Date	Org Sta	Vendor Paid	Check Amount	Status Date
606636	06/10/2015	W/R	SHARON TERRION	19.72	06/09/2015
606637	06/10/2015	W/R	SHELLEY MACK	884.50	06/09/2015
606638	06/10/2015	W/R	SHELLY JANSEN	205.11	06/09/2015
606639	06/10/2015	W/R	SPORTS ILLUSTRATED	39.00	06/18/2015
606640	06/10/2015	W/R	SPORTSWORLD	5,393.00	06/16/2015
606641	06/10/2015	W/R	STANTON'S SHEET MUSIC	1,026.69	06/16/2015
606642	06/10/2015	W/R	STAPLES BUSINESS ADVANTAGE	190.75	06/18/2015
606643	06/10/2015	W/R	STATE OF OHIO UST FUND	1,200.00	06/19/2015
606644	06/10/2015	W/R	STEPHEN SIVARD	525.00	06/18/2015
606645	06/10/2015	W/R	STRS OHIO	3,744.97	06/29/2015
606646	06/10/2015	W/R	SUMMER REINFORCEMENT	600.00	06/18/2015
606647	06/10/2015	W/R	SUSAN TOTH	405.62	06/18/2015
606648	06/10/2015	W/R	TALBERT'S COMMERCIAL PRODUCTS	579.99	06/16/2015
606649	06/10/2015	W/R	TARA LOCHER	550.00	06/19/2015
606650	06/10/2015	W/R	THE MISSING PIECE LLC	213.50	06/18/2015
606651	06/10/2015	W/R	TIFFIN SCENIC STUDIOS, INC	1,500.00	06/18/2015
606652	06/10/2015	W/R	TODD A ZIEJA	210.00	06/30/2015
606653	06/10/2015	W/R	TREND ENTERPRISES, INC.	136.90	06/16/2015
606654	06/10/2015	W/R	UNITED SPORT APPAREL	1,219.40	06/19/2015
606655	06/10/2015	W/R	UNIVERSITY OF AKRON	6,104.46	06/22/2015
606656	06/10/2015	W/R	URSULINE COLLEGE BASKETBALL	250.00	06/30/2015
606657	06/10/2015	W/R	VERIZON BUSINESS	884.22	06/19/2015
606658	06/10/2015	W/R	WARD'S SCIENCE	166.74	06/18/2015
606659	06/10/2015	W/W	WARNER CHAPPELL MUSIC, INC.	120.00	
606660	06/10/2015	W/R	HALE FARM & VILLAGE	486.00	06/18/2015
606661	06/10/2015	W/R	WEYMOUTH COUNTRY CLUB	21,279.50	06/24/2015
606662	06/10/2015	W/R	WOMENS TRI-COUNTY BASKETBALL	460.00	06/15/2015
606663	06/10/2015	W/R	YOST EQUIPMENT SALES &	896.82	06/16/2015
606664	06/10/2015	W/W	AIMEE LAWLOR	750.00	
606665	06/10/2015	W/R	ALLISON ALLEN	250.00	06/30/2015
606666	06/10/2015	W/R	AMBER RATCLIFF	250.00	06/30/2015
606667	06/10/2015	W/R	ANDREA EARLEY	500.00	06/19/2015
606668	06/10/2015	W/R	ANDREA POWLEY	250.00	06/18/2015
606669	06/10/2015	W/R	BRANDY COUGHENOUR	500.00	06/24/2015
606670	06/10/2015	W/R	BRETT GEBHART	500.00	06/24/2015
606671	06/10/2015	W/R	BROOKE WOLNY	750.00	06/30/2015
606672	06/10/2015	W/R	CAROL QUICCI	250.00	06/18/2015
606673	06/10/2015	W/R	CARRIE ROBERTSON	250.00	06/30/2015
606674	06/10/2015	W/W	CARRIE SIMS	250.00	
606675	06/10/2015	W/R	CHRISTI NELSON	250.00	06/18/2015
606676	06/10/2015	W/R	COLLEEN CLARKE	500.00	06/23/2015
606677	06/10/2015	W/R	DAVID MARKS	250.00	06/25/2015
606678	06/10/2015	W/R	DAVID YANIGA	250.00	06/18/2015
606679	06/10/2015	W/R	DENISE WORKMAN	250.00	06/18/2015
606680	06/10/2015	W/W	DIANE HARTMANN	250.00	
606681	06/10/2015	W/R	EMILY HA	500.00	06/29/2015
606682	06/10/2015	W/W	GIOVANA O'TOOLE	500.00	
606683	06/10/2015	W/W	GREG MALONE	500.00	
606684	06/10/2015	W/R	JEN FORTIN	250.00	06/22/2015
606685	06/10/2015	W/R	JENNIFER DELUCA	250.00	06/22/2015
606686	06/10/2015	W/R	JENNIFER DOVE	250.00	06/24/2015
606687	06/10/2015	W/R	JENNIFER ROSE	250.00	06/19/2015

Date: 7/13/2015

C H E C K R E G I S T E R
Processing Month: June 2015
MEDINA CITY SCHOOL DISTRICT

Page: 5
(CHKREG)

Check#	Check Date	Org Sta	Vendor Paid	Check Amount	Status Date
606688	06/10/2015	W/R	JENNIFER SVEC	250.00	06/30/2015
606689	06/10/2015	W/R	JESSICA LAPPIN	250.00	06/23/2015
606690	06/10/2015	W/R	JILLIAN WILLIAMS	500.00	06/18/2015
606691	06/10/2015	W/R	KELLY RITECO	250.00	06/19/2015
606692	06/10/2015	W/W	KIMBERLY GALLAGHER	125.00	
606693	06/10/2015	W/R	KIMBERLY MOLL	500.00	06/18/2015
606694	06/10/2015	W/R	KRISTEN KARTISEK	250.00	06/19/2015
606695	06/10/2015	W/R	KRISTIN SPINDEL	500.00	06/23/2015
606696	06/10/2015	W/R	LAURA BROCKLEHURST	250.00	06/16/2015
606697	06/10/2015	W/R	LAUREL FENN	750.00	06/18/2015
606698	06/10/2015	W/R	LISA PELLEGRINI	500.00	06/18/2015
606699	06/10/2015	W/R	MARYANN JACKO SIEFKER	500.00	06/22/2015
606700	06/10/2015	W/R	MARYFRANCES PETERSEN	250.00	06/23/2015
606701	06/10/2015	W/W	MEGAN HARBATH	250.00	
606702	06/10/2015	W/R	MELISSA MALONE	250.00	06/18/2015
606703	06/10/2015	W/R	MICHAEL CONLEY	250.00	06/22/2015
606704	06/10/2015	W/W	MICHELLE CAMOU	500.00	
606705	06/10/2015	W/R	NAN SWARTZ	250.00	06/18/2015
606706	06/10/2015	W/R	RACHEL BUTLER	750.00	06/19/2015
606707	06/10/2015	W/R	RHONDA GILBERT	125.00	06/19/2015
606708	06/10/2015	W/W	ROBIN HUFF	250.00	
606709	06/10/2015	W/R	SANDRA ROSS	250.00	06/18/2015
606710	06/10/2015	W/R	SANDRA TROIA	250.00	06/29/2015
606711	06/10/2015	W/R	STEPHANIE FORSTNER	250.00	06/18/2015
606712	06/10/2015	W/W	STEPHANIE SCHNEIDER	500.00	
606713	06/10/2015	W/W	SUSAN GILSON	500.00	
606714	06/10/2015	W/R	SUSAN WILLIAMSON	250.00	06/24/2015
606715	06/10/2015	W/R	TAMMY HECKMAN	250.00	06/23/2015
606716	06/10/2015	W/R	TAMMY KORYLKO-CARNY	250.00	06/23/2015
606717	06/10/2015	W/R	TANYA SYPOLT	250.00	06/18/2015
606718	06/10/2015	W/R	TAWNIA WRIGHT	250.00	06/18/2015
606719	06/10/2015	W/R	TERESE ZUPANSKY	750.00	06/16/2015
606720	06/10/2015	W/R	TONI RENZ	250.00	06/25/2015
606721	06/10/2015	W/W	VALERIE DURKALSKI	250.00	
606722	06/10/2015	W/R	VANESSA BUTSKO	250.00	06/19/2015
606723	06/10/2015	W/R	WHITNEY FORSTNER	750.00	06/23/2015
606724	06/10/2015	W/R	YATISH GOYAL	250.00	06/23/2015
606725	06/10/2015	B/R	BETH LEPKOWSKI	14.50	06/25/2015
606726	06/10/2015	B/R	MICHELLE SMITH	13.30	06/18/2015
606727	06/10/2015	B/R	HEATHER KELLER	213.00	06/19/2015
606728	06/10/2015	B/B	ANGELA JAMES	2.59	
606729	06/10/2015	B/B	JILL GEIGER	22.80	
606730	06/10/2015	B/R	AMY HAWS	41.00	06/18/2015
606731	06/10/2015	B/R	LESLIE COLEMAN	15.99	06/22/2015
606732	06/10/2015	B/B	BARB KRIEBEL	59.30	
606733	06/10/2015	B/R	CHRSTINA LAFHAIRE	120.00	06/19/2015
606734	06/10/2015	B/R	MEGAN HARVEY	3.99	06/19/2015
606735	06/19/2015	W/R	ACSI	661.34	06/30/2015
606736	06/19/2015	W/R	ADLER TEAM SPORTS	594.00	06/30/2015
606737	06/19/2015	W/R	AIR RITE SERVICE COMPANY	296.80	06/25/2015
606738	06/19/2015	W/R	ALEXANDRA MUSSELMAN	183.78	06/19/2015
606739	06/19/2015	W/R	ANDREW BRENNER	173.65	06/19/2015

Date: 7/13/2015

C H E C K R E G I S T E R
Processing Month: June 2015
MEDINA CITY SCHOOL DISTRICT

Page: 6
(CHKREG)

Check#	Check Date	Org Sta	Vendor Paid	Check Amount	Status Date
606740	06/19/2015	W/R	APPLE EDUCATION	758.00	06/29/2015
606741	06/19/2015	W/R	AQUACLEAR	28.70	06/30/2015
606742	06/19/2015	W/R	ARMSTRONG CABLE	134.95	06/25/2015
606743	06/19/2015	W/R	ARROW UNIFORM	1,487.98	06/26/2015
606744	06/19/2015	W/R	BAKER & TAYLOR COMPANY	2,074.17	06/30/2015
606745	06/19/2015	W/R	BARB DIMARINO	110.17	06/23/2015
606746	06/19/2015	W/R	BARNES AND NOBLE BOOKSELLERS	639.60	06/29/2015
606747	06/19/2015	W/R	BELINDA MEIER	13.13	06/23/2015
606748	06/19/2015	W/R	DICK BLICK COMPANY	255.14	06/29/2015
606749	06/19/2015	W/R	DAIRYMENS	165.99	06/25/2015
606750	06/19/2015	W/R	BRICKER & ECKLER LLP	5,815.04	06/26/2015
606751	06/19/2015	W/W	BRIGHT SOLUTIONS FOR DYSLEXIA	844.85	
606752	06/19/2015	W/R	BSN SPORTS	432.78	06/29/2015
606753	06/19/2015	W/W	CAMP CHRISTOPHER	830.00	
606754	06/19/2015	W/R	CAPP USA, INC.	46.94	06/29/2015
606755	06/19/2015	W/R	CARQUEST AUTO PARTS	249.29	06/29/2015
606756	06/19/2015	W/R	DOMINIC'S PIZZA	468.50	06/29/2015
606757	06/19/2015	W/R	CATHY LASHER	68.45	06/19/2015
606758	06/19/2015	W/R	CENTRAL INSTRUMENT CO.	121.50	06/26/2015
606759	06/19/2015	W/R	CENTURY CYCLES	1,000.00	06/25/2015
606760	06/19/2015	W/R	CHARLOTTE KOLKE	141.70	06/19/2015
606761	06/19/2015	W/R	CINDY GRICE	189.13	06/19/2015
606762	06/19/2015	W/R	CINTAS CORPORATION	355.54	06/25/2015
606763	06/19/2015	W/R	CITY OF MEDINA	14,831.89	06/25/2015
606764	06/19/2015	W/W	CLOVERLEAF ALL SPORTS BOOSTERS	200.00	
606765	06/19/2015	W/W	COLUMBIA GAS OF OHIO, INC	5,649.15	
606766	06/19/2015	W/R	COMDOC, INC.	588.00	06/29/2015
606767	06/19/2015	W/R	COMMERCIAL FITNESS SOLUTIONS,	9,980.00	06/26/2015
606768	06/19/2015	W/W	CONTEMPORARY PHOTOGRAPHY	360.00	
606769	06/19/2015	W/R	COURTNEY HILLS	59.70	06/19/2015
606770	06/19/2015	W/R	CRISIS PREVENTON INST, INC.	600.00	06/30/2015
606771	06/19/2015	W/R	CRAIG BALL	100.00	06/30/2015
606772	06/19/2015	W/R	CROWN TROPHY OF MEDINA	185.95	06/29/2015
606773	06/19/2015	W/R	CRYSTAL PRODUCTIONS	131.78	06/30/2015
606774	06/19/2015	W/R	CYNTHIA McCLINTOCK	191.69	06/19/2015
606775	06/19/2015	W/R	DALE ROBERTSON	160.00	06/30/2015
606776	06/19/2015	W/W	DAVID WISNIEWSKI	70.00	
606777	06/19/2015	W/R	DAWN CIPRO	95.15	06/23/2015
606778	06/19/2015	W/R	DC SYSTEMS, INC.	1,138.75	06/26/2015
606779	06/19/2015	W/R	DEBRA LEONARD	12.08	06/19/2015
606780	06/19/2015	W/R	DEMCO, INC.	240.61	06/29/2015
606781	06/19/2015	W/R	DISCOUNT SCHOOL SUPPLY	854.83	06/29/2015
606782	06/19/2015	W/R	EASTER SEALS NORTHERN OHIO	605.00	06/29/2015
606783	06/19/2015	W/R	EASY GRAPHICS CORP	864.00	06/30/2015
606784	06/19/2015	W/W	ED LLOYD	100.00	
606785	06/19/2015	W/R	EDUCATION LOGISTICS INC	4,000.00	06/30/2015
606786	06/19/2015	W/R	CUYAHOGA COUNTY SCHOOLS	43,734.00	06/25/2015
606787	06/19/2015	W/R	EDWIN H DAVIS & SON, INC.	245.84	06/29/2015
606788	06/19/2015	W/W	EMG	10,000.00	
606789	06/19/2015	W/W	EUGENE FERRELL	55.00	
606790	06/19/2015	W/R	FBN SYSTEMS, INC.	770.00	06/30/2015
606791	06/19/2015	W/R	FEDERAL EXPRESS CORP	33.75	06/30/2015

Date: 7/13/2015

C H E C K R E G I S T E R
Processing Month: June 2015
MEDINA CITY SCHOOL DISTRICT

Page: 7
(CHKREG)

Check#	Check Date	Org Sta	Vendor Paid	Check Amount	Status Date
606792	06/19/2015	W/R	FITZ JAMES	60.00	06/30/2015
606793	06/19/2015	W/R	FLOWER GALLERY LLC	449.00	06/30/2015
606794	06/19/2015	W/R	FOLLETT SCHOOL SOLUTIONS, INC.	7,523.00	06/26/2015
606795	06/19/2015	W/R	FRONTIER	598.00	06/30/2015
606796	06/19/2015	W/R	GARRETT THOMAS	60.00	06/26/2015
606797	06/19/2015	W/W	GATEWAY TIRE & SERVICE CENTER	129.30	
606798	06/19/2015	W/R	GEORGE HOUGHTALING	1,325.00	06/26/2015
606799	06/19/2015	W/R	GOODWILL INDUSTRIES AKRON INC	4,330.00	06/19/2015
606800	06/19/2015	W/R	GORDON FOOD SERVICE	279.26	06/26/2015
606801	06/19/2015	W/R	GORDON FOOD SERVICE	8.98	06/26/2015
606802	06/19/2015	W/R	GRAINGER SUPPLY CO	768.59	06/29/2015
606803	06/19/2015	W/R	GREAT LAKES SCIENCE CENTER	1,113.00	06/30/2015
606804	06/19/2015	W/R	GROTH MUSIC	382.02	06/30/2015
606805	06/19/2015	W/W	HAROLD RUSSELL	60.00	
606806	06/19/2015	W/R	HARPLEY CS LLC	400.00	06/19/2015
606807	06/19/2015	W/W	HAWKINS MARKET	230.66	
606808	06/19/2015	W/R	HEINEMANN	513.58	06/25/2015
606809	06/19/2015	W/R	HOUSE OF FLOWERS & GIFTS	1,100.90	06/30/2015
606810	06/19/2015	W/R	IMPACT GROUP	1,250.00	06/30/2015
606811	06/19/2015	W/R	INNOVATIVE SOLUTIONS	1,885.00	06/26/2015
606812	06/19/2015	W/R	JODI DOBBEN	34.57	06/19/2015
606813	06/19/2015	W/R	JOE MONTELLO	70.00	06/30/2015
606814	06/19/2015	W/R	JOHN R. GREEN CO.	308.00	06/30/2015
606815	06/19/2015	W/R	JOHNSTONE SUPPLY INC.	515.49	06/26/2015
606816	06/19/2015	W/R	JUDY CARLSON	28.75	06/19/2015
606817	06/19/2015	W/R	JULIA COPLEY	120.40	06/19/2015
606818	06/19/2015	W/R	JULIE KEARNEY	71.20	06/19/2015
606819	06/19/2015	W/R	JULIE PHILLIPS	176.30	06/19/2015
606820	06/19/2015	W/R	KAREN MCGINTY	329.94	06/19/2015
606821	06/19/2015	W/R	KAREN PLATZ	76.79	06/25/2015
606822	06/19/2015	W/R	KAROLINE BALAS	221.59	06/22/2015
606823	06/19/2015	W/W	KATHRYN SMITH	8.49	
606824	06/19/2015	W/W	KELDA BEACHY	85.00	
606825	06/19/2015	W/R	KELE, INC.	213.68	06/29/2015
606826	06/19/2015	W/R	KERRY THOMAS	121.90	06/19/2015
606827	06/19/2015	W/R	KIEFER EQUIPMENT CO	96.36	06/30/2015
606828	06/19/2015	W/R	KYLE CLOSEN	100.00	06/30/2015
606829	06/19/2015	W/R	LAKESHORE LEARNING MATERIALS	137.96	06/26/2015
606830	06/19/2015	W/R	LARRY MERTEN	70.00	06/29/2015
606831	06/19/2015	W/R	LAURA CALAIACOVO	42.49	06/19/2015
606832	06/19/2015	W/R	LEARNING SERVICES INTL., INC	64.95	06/29/2015
606833	06/19/2015	W/R	LEGO EDUCATION	262.04	06/25/2015
606834	06/19/2015	W/R	LIBERTY FORD BRUNSWICK	56.45	06/30/2015
606835	06/19/2015	W/W	LIBRARY STORE, INC.	128.46	
606836	06/19/2015	W/W	LIFEACT	2,500.00	
606837	06/19/2015	W/R	LIFETOUCH NATIONAL SCHOOLS	586.50	06/30/2015
606838	06/19/2015	W/R	LODI LUMBER	116.01	06/29/2015
606839	06/19/2015	W/W	MARK WEBSTER	70.00	
606840	06/19/2015	W/R	MARYANN DARGAN	10.47	06/19/2015
606841	06/19/2015	W/R	MCMASTER-CARR	122.85	06/29/2015
606842	06/19/2015	W/R	MCS FOOD SERVICE DEPT.	3,656.39	06/23/2015
606843	06/19/2015	W/W	MEDINA CITY SCHOOLS	2,558.79	

Date: 7/13/2015

C H E C K R E G I S T E R
Processing Month: June 2015
MEDINA CITY SCHOOL DISTRICT

Page: 8
(CHKREG)

Check#	Check Date	Org Sta	Vendor Paid	Check Amount	Status Date
606844	06/19/2015	W/R	MEDINA COUNTY BOARD OF	12,106.99	06/29/2015
606845	06/19/2015	W/R	MEDINA COUNTY SCHOOLS ESC	30,648.75	06/26/2015
606846	06/19/2015	W/R	MEDINA CREATIVE ACCESSIBILITY	10.00	06/19/2015
606847	06/19/2015	W/R	MEDINA GLASS COMPANY	245.64	06/30/2015
606848	06/19/2015	W/R	MEDINA TRACTOR SALES	851.58	06/29/2015
606849	06/19/2015	W/R	MG CONCRETE	12,000.00	06/26/2015
606850	06/19/2015	W/R	MIDLAND HARDWARE CO.	433.59	06/25/2015
606851	06/19/2015	W/R	MIKE PISCITELLO	85.00	06/29/2015
606852	06/19/2015	W/R	MOLLY O'CONNOR	19.00	06/19/2015
606853	06/19/2015	W/R	MSB CONSULTING GROUP, LLC	501.70	06/30/2015
606854	06/19/2015	W/R	MYRA BOWYER	300.00	06/29/2015
606855	06/19/2015	W/R	NANCY WOJCIAK	28.00	06/19/2015
606856	06/19/2015	W/R	NAPA AUTOMOTIVE PARTS & SERVIC	53.28	06/26/2015
606857	06/19/2015	W/W	NATIONAL GEOGRAPHIC EXPLORER	486.00	
606858	06/19/2015	W/R	NATIONWIDE LEARNING RESOURCES	99.85	06/30/2015
606859	06/19/2015	W/R	NICHOLAS CERIMELE	9.20	06/19/2015
606860	06/19/2015	W/R	NICKLES BAKERY	174.63	06/26/2015
606861	06/19/2015	W/R	OHIO EDISON COMPANY	68,609.54	06/25/2015
606862	06/19/2015	W/R	OHSLA	2,456.00	06/30/2015
606863	06/19/2015	W/R	ORIENTAL TRADING COMPANY	104.42	06/30/2015
606864	06/19/2015	W/R	OSLA	478.00	06/30/2015
606865	06/19/2015	W/R	PAMELA DOWNEY	47.12	06/19/2015
606866	06/19/2015	W/R	PAT CATAN'S CRAFT CENTER	5.75	06/29/2015
606867	06/19/2015	W/R	PEARSON PRENTICE HALL	7,245.61	06/30/2015
606868	06/19/2015	W/R	PEG HUFNAGEL	300.00	06/19/2015
606869	06/19/2015	W/R	PITNEY BOWES	1,020.00	06/30/2015
606870	06/19/2015	W/R	POINT SPRING & DRIVESHAFT CO	164.00	06/26/2015
606871	06/19/2015	W/R	PRO-ED, INC.	364.98	06/29/2015
606872	06/19/2015	W/W	PSI AFFILIATES, INC.	13,768.97	
606873	06/19/2015	W/R	QUILL CORPORATION	660.00	06/30/2015
606874	06/19/2015	W/R	QUILL.COM	863.13	06/30/2015
606875	06/19/2015	W/R	REALLY GOOD STUFF	414.39	06/29/2015
606876	06/19/2015	W/R	REDTREE INVESTMENT GROUP	1,480.58	06/30/2015
606877	06/19/2015	W/R	REINHARDT SUPPLY COMPANY	926.84	06/26/2015
606878	06/19/2015	W/R	RESIDEX	1,384.44	06/26/2015
606879	06/19/2015	W/R	RODERICK LINTON BELFANCE, LLP	354.66	06/30/2015
606880	06/19/2015	W/R	ROJEN COMPANY	124.10	06/29/2015
606881	06/19/2015	W/R	RYDIN DECAL	930.54	06/30/2015
606882	06/19/2015	W/R	SCHOLASTIC/SUPER SCIENCE MAG	247.04	06/29/2015
606883	06/19/2015	W/W	SCHOLASTIC TEACHING RESOURCES	437.98	
606884	06/19/2015	W/R	SAX ARTS AND CRAFTS	2,277.82	06/26/2015
606885	06/19/2015	W/R	SCHOOL SPECIALTY, INC	3,015.36	06/26/2015
606886	06/19/2015	W/R	CLASSROOM DIRECT	722.99	06/26/2015
606887	06/19/2015	W/W	SCOTT VAN FLEET	80.00	
606888	06/19/2015	W/R	SHANNON DUNCAN	29.10	06/19/2015
606889	06/19/2015	W/R	SHAR PRODUCTS CO.	319.00	06/25/2015
606890	06/19/2015	W/W	SHEARER EQUIPMENT	124.87	
606891	06/19/2015	W/R	SIMON SPELLING	131.00	06/19/2015
606892	06/19/2015	W/R	SMITH PETERS KALAIL CO., LPA	1,571.54	06/25/2015
606893	06/19/2015	W/R	SOLUTIONS BEHAVIORAL	9,382.39	06/30/2015
606894	06/19/2015	W/R	SPORTSWORLD	1,026.00	06/26/2015
606895	06/19/2015	W/R	STANDARD WELDING & STEEL	107.30	06/29/2015

Date: 7/13/2015

C H E C K R E G I S T E R
Processing Month: June 2015
MEDINA CITY SCHOOL DISTRICT

Page: 9
(CHKREG)

Check#	Check Date	Org Sta	Vendor Paid	Check Amount	Status Date
606896	06/19/2015	W/R	STEPHEN SIVARD	240.00	06/26/2015
606897	06/19/2015	W/R	STERLING FARM EQUIPMENT	88.25	06/29/2015
606898	06/19/2015	W/W	STEVE MEILINGER	60.00	
606899	06/19/2015	W/R	STEVEN MISHLER	77.05	06/19/2015
606900	06/19/2015	W/R	SUMMIT HEALTH, INC.	4,186.00	06/26/2015
606901	06/19/2015	W/R	TALBERT'S COMMERCIAL PRODUCTS	976.95	06/25/2015
606902	06/19/2015	W/R	TAMMY LYNES	144.40	06/23/2015
606903	06/19/2015	W/R	TAMMY SMITH	51.92	06/29/2015
606904	06/19/2015	W/R	TECHNOLOGY ENGINEERING	10,752.50	06/19/2015
606905	06/19/2015	W/R	TERI LEWIS	197.30	06/23/2015
606906	06/19/2015	W/R	THE CHILDREN'S CENTER	558.25	06/30/2015
606907	06/19/2015	W/W	THERAPY SHOPPE, INC.	104.95	
606908	06/19/2015	W/R	TOLEDO PHYS EDUCATION SUPPLY	251.19	06/30/2015
606909	06/19/2015	W/R	TRANSPORTATION ACCESSORIES	21.59	06/26/2015
606910	06/19/2015	W/R	AUDITOR OF STATE'S OFFICE	562.50	06/26/2015
606911	06/19/2015	W/R	TREASURER, STATE OF OHIO	3,824.82	06/26/2015
606912	06/19/2015	W/R	TRI-C PUBLICATIONS, INC.	680.00	06/30/2015
606913	06/19/2015	W/R	UNITED SPORT APPAREL	1,463.00	06/25/2015
606914	06/19/2015	W/W	UNIVERSITY OF AKRON	1,253.76	
606915	06/19/2015	W/R	UNIVERSITY OF OREGON	193.00	06/30/2015
606916	06/19/2015	W/R	VERIZON WIRELESS	330.54	06/30/2015
606917	06/19/2015	W/R	VIDEO SERVICE OF AMERICA	618.00	06/30/2015
606918	06/19/2015	W/R	WENDY SHUBROWSKY	22.00	06/19/2015
606919	06/19/2015	W/R	WEST MUSIC COMPANY	412.34	06/30/2015
606920	06/19/2015	W/R	WINDFALL INDUSTRIES	780.00	06/25/2015
606921	06/19/2015	W/R	WOLFE DIVERSIFIED INDUSTRIES	500.00	06/30/2015
606922	06/19/2015	W/R	WOODSY'S MUSIC	37.50	06/30/2015
606923	06/19/2015	W/R	YOST EQUIPMENT SALES &	722.45	06/25/2015
606924	06/19/2015	W/W	ACADEMIC VIDEO STORE	114.45	
606925	06/19/2015	W/R	AIRGAS USA, LLC	86.12	06/29/2015
606926	06/19/2015	W/R	BARNES AND NOBLE BOOKSELLERS	135.80	06/29/2015
606927	06/19/2015	W/R	CARQUEST AUTO PARTS	224.50	06/29/2015
606928	06/19/2015	W/R	CINTAS CORPORATION	59.94	06/25/2015
606929	06/19/2015	W/W	COMPANY HEALTHCARE	2,550.00	
606930	06/19/2015	W/R	MEDINA CITY SCHOOLS	133,942.07	06/23/2015
606931	06/19/2015	W/W	MONTVILLE POLICE DEPARTMENT	46.00	
606932	06/19/2015	W/R	OHIO STATE EXTENTION OFFICE	500.00	06/30/2015
606933	06/19/2015	W/R	POINT SPRING & DRIVESHAFT CO	2,684.08	06/26/2015
606934	06/19/2015	W/W	POLINSKY, MELLINGER & ASSOC	2,006.25	
606935	06/19/2015	W/W	TCI	650.00	
606936	06/19/2015	W/R	ZEE MEDICAL INC.	45.00	06/29/2015
606937	06/19/2015	B/B	TRAVIS COBB	300.00	
606938	06/19/2015	B/R	JENNY PEACOCK	300.00	06/29/2015
606939	06/19/2015	B/R	HARPLEY CS LLC	415.80	06/19/2015
606940	06/19/2015	B/R	LORI S KELLY	3,081.60	06/19/2015
606941	06/19/2015	B/B	KELLY GALEY	42.45	
606942	06/19/2015	B/B	AMY LARRICK	37.75	
606943	06/19/2015	B/R	LYNN HULTHEN	47.55	06/30/2015
606944	06/19/2015	B/B	ROBERT BURES	150.00	
606945	06/19/2015	B/R	BETH VOGELGESANG	150.00	06/29/2015
606946	06/19/2015	B/R	DONNA APPLE	3.00	06/30/2015
606947	06/19/2015	B/R	LAURA DILLARD	14.50	06/30/2015

Date: 7/13/2015

C H E C K R E G I S T E R
Processing Month: June 2015
MEDINA CITY SCHOOL DISTRICT

Page: 10
(CHKREG)

Check#	Check Date	Org Sta	Vendor Paid	Check Amount	Status Date
606948	06/19/2015	B/R	TERESA PETKOVICH	5.99	06/29/2015
606949	06/19/2015	B/R	JOANN STEIRER	17.99	06/19/2015
606950	06/19/2015	B/R	WENDI CLARDY	6.99	06/19/2015
606951	06/19/2015	B/R	DIANE FRESCH	50.00	06/30/2015
606952	06/19/2015	B/B	EBONY DUCKER	60.00	
606953	06/19/2015	B/R	MONTAGUE ZIMMERMAN	25.00	06/29/2015
606954	06/19/2015	B/R	LINNEA KASER	25.00	06/30/2015
606955	06/19/2015	B/B	CINDY NORT	25.00	
606956	06/24/2015	W/W	AMAZON.COM	1,750.55	
606957	06/24/2015	W/R	BRUMBAUGH-HERRICK, INC.	525.00	06/30/2015
606958	06/24/2015	W/R	CHRONICLE TELEGRAM	379.32	06/30/2015
606959	06/24/2015	W/R	CURRICULUM ASSOCIATES, INC	312.48	06/30/2015
606960	06/24/2015	W/R	FRONTIER	65.05	06/30/2015
606961	06/24/2015	W/R	HOUGHTON MIFFLIN HARCOURT	906.23	06/30/2015
606962	06/24/2015	W/R	HOME DEPOT	338.41	06/30/2015
606963	06/24/2015	W/R	IDENTIPHOTO	141.07	06/30/2015
606964	06/24/2015	W/W	MacMILLAN/McGRAW-HILL	989.68	
606965	06/24/2015	W/R	MEDINA SIGNS	35.80	06/30/2015
606966	06/24/2015	W/R	PEARSON EDUCATION, INC.	216.73	06/30/2015
606967	06/24/2015	W/R	SCHINDLER ELEVATOR CORP.	9,417.60	06/30/2015
606968	06/24/2015	W/R	SIMPLEX GRINNELL LP	3,538.00	06/30/2015
606969	06/24/2015	W/R	SUBURBAN SCHOOL	26,069.00	06/30/2015
606970	06/24/2015	W/W	SUPERIOR-SPEEDIE PORTABLE	144.00	
606971	06/24/2015	W/R	TOWN & COUNTRY CO-OP INC.	16,894.39	06/30/2015
606972	06/24/2015	W/W	VERIZON BUSINESS	707.77	
606973	06/25/2015	W/R	JEANNE BLANKENSHIP	77.79	06/29/2015
606974	06/29/2015	W/R	STRS OHIO	2,277.79	06/29/2015
942282	06/05/2015	C/C	MEMO -MEDINA CITY SCHOOLS	1,815,877.75	
942283	06/19/2015	C/C	MEMO -MEDINA CITY SCHOOLS	1,674,606.03	
942284	06/19/2015	C/C	MEMO -MEDINA CITY SCHOOLS	1,653.76	
942285	06/23/2015	C/C	MEMO -MEDINA CITY SCHOOLS	1,200.00	

Total Checks Issued \$ 8,520,882.59

Date: 07/13/15
Time: 8:01 am

MEDINA CITY SCHOOL DISTRICT
Appropriation Account Summary
SORTED BY FUND-SCC

Page: 1
(APPSUM)

FYTD Appropriated	Prior FY Carryover Encumbrances	FYTD Expendable	FYTD Actual Expenditures	MTD Actual Expenditures	Current Encumbrances	FYTD Unencumbered Balance	FYTD Percent Exp/Enc
*****TOTAL FOR FUND-SCC 001 0000 (GENERAL FUND):							
70,604,121.58	943,489.00	71,547,610.58	65,286,920.69	5,092,251.25	638,951.71	5,621,738.18	92.14
=====							
*****TOTAL FOR FUND-SCC 002 0000 (BOND RETIREMENT):							
1,430,587.50	0.00	1,430,587.50	1,419,602.74	117,775.00	0.00	10,984.76	99.23
=====							
*****TOTAL FOR FUND-SCC 002 9000 (BOND RETIREMENT - NEW ELEM/SR HIGH):							
4,307,036.50	0.00	4,307,036.50	4,282,496.93	879,493.25	0.00	24,539.57	99.43
=====							
*****TOTAL FOR FUND-SCC 002 9012 (LOCAL SALES TAX RETIREMENT OF COPS):							
1,818,537.50	0.00	1,818,537.50	1,817,787.50	0.00	0.00	750.00	99.96
=====							
*****TOTAL FOR FUND-SCC 002 9014 (CONSOLIDATION - ENERGY & TRANSP NOTES):							
341,362.41	0.00	341,362.41	341,362.41	0.00	0.00	0.00	100.00
=====							
*****TOTAL FOR FUND-SCC 003 0000 (PERMANENT IMPROVEMENT FUND):							
22,840.98	0.00	22,840.98	18,212.10	0.00	0.00	4,628.88	79.73
=====							
*****TOTAL FOR FUND-SCC 003 9001 (MEDINA CITY REC CENTER-PERMANENT IMPROV.):							
69,903.65	30,096.35	100,000.00	41,256.68	4,787.03	4,715.00	54,028.32	45.97
=====							
*****TOTAL FOR FUND-SCC 004 9001 (NEW JR HIGH AND CANAVAN RENOVATION):							
495.77	0.00	495.77	495.77	0.00	0.00	0.00	100.00
=====							
*****TOTAL FOR FUND-SCC 004 9002 (FUTURE CONSTRUCTION):							
11,078.19	0.00	11,078.19	11,078.19	0.00	0.00	0.00	100.00
=====							
*****TOTAL FOR FUND-SCC 004 9008 (NEW CONSTRUCTION - SENIOR HIGH):							
32,142.58	0.00	32,142.58	32,142.58	0.00	0.00	0.00	100.00
=====							

Date: 07/13/15
Time: 8:01 am

MEDINA CITY SCHOOL DISTRICT
Appropriation Account Summary
SORTED BY FUND-SCC

Page: 2
(APPSUM)

FYTD Appropriated	Prior FY Carryover Encumbrances	FYTD Expendable	FYTD Actual Expenditures	MTD Actual Expenditures	Current Encumbrances	FYTD Unencumbered Balance	FYTD Percent Exp/Enc
*****TOTAL FOR FUND-SCC 006 0000 (LUNCHROOM FUND):							
2,318,997.00	4,954.90	2,323,951.90	2,250,208.74	176,203.43	4,817.13	68,926.03	97.03
=====							
*****TOTAL FOR FUND-SCC 006 9006 (FOOD SVC FEDERAL FUNDS):							
80,867.59	6,077.87	86,945.46	86,945.46	0.00	0.00	0.00	100.00
=====							
*****TOTAL FOR FUND-SCC 007 9004 (COLLINS SCHOLARSHIP/POST-GRADUATE):							
15,000.00	0.00	15,000.00	13,000.00	0.00	0.00	2,000.00	86.67
=====							
*****TOTAL FOR FUND-SCC 007 9111 (CHARLES STANGEL SCHOLARSHIP FUND):							
500.00	0.00	500.00	500.00	500.00	0.00	0.00	100.00
=====							
*****TOTAL FOR FUND-SCC 007 9333 (RIOS STUDENT LEADER SCHOLAR.):							
18,000.00	0.00	18,000.00	2,000.00	0.00	0.00	16,000.00	11.11
=====							
*****TOTAL FOR FUND-SCC 008 9002 (KANEHL MUSIC TRUST):							
1,000.00	0.00	1,000.00	250.00	0.00	0.00	750.00	25.00
=====							
*****TOTAL FOR FUND-SCC 008 9003 (RICHARD HOFFMAN COLLINS MEMORIAL SCHOLARSHIP):							
58,000.00	0.00	58,000.00	58,000.00	0.00	0.00	0.00	100.00
=====							
*****TOTAL FOR FUND-SCC 008 9112 (ELAINE BUSHMAN FUND):							
1,000.00	0.00	1,000.00	1,000.00	0.00	0.00	0.00	100.00
=====							
*****TOTAL FOR FUND-SCC 009 9110 (UNIFORM SUPPLIES GARFIELD):							
12,235.00	4,034.18	16,269.18	14,686.94	8,103.95	376.36	1,205.88	92.59
=====							
*****TOTAL FOR FUND-SCC 009 9111 (SCHOOL STORE GARFIELD):							
1,099.06	0.00	1,099.06	1,099.06	984.70	0.00	0.00	100.00
=====							

Date: 07/13/15
Time: 8:01 am

MEDINA CITY SCHOOL DISTRICT
Appropriation Account Summary
SORTED BY FUND-SCC

Page: 3
(APPSUM)

FYTD Appropriated	Prior FY Carryover Encumbrances	FYTD Expendable	FYTD Actual Expenditures	MTD Actual Expenditures	Current Encumbrances	FYTD Unencumbered Balance	FYTD Percent Exp/Enc
*****TOTAL FOR FUND-SCC 009 9120 (UNIFORM SUPPLIES - CANAVAN):							
13,435.00	3,144.56	16,579.56	10,622.92	0.00	0.00	5,956.64	64.07
=====							
*****TOTAL FOR FUND-SCC 009 9122 (SCHOOL STORE - CANAVAN):							
586.69	0.00	586.69	586.69	586.69	0.00	0.00	100.00
=====							
*****TOTAL FOR FUND-SCC 009 9130 (UNIFORM SUPPLIES - FENN):							
16,870.32	3,162.00	20,032.32	10,733.09	51.17	0.00	9,299.23	53.58
=====							
*****TOTAL FOR FUND-SCC 009 9140 (UNIFORM SUPPLIES - HERITAGE):							
12,096.00	3,544.52	15,640.52	6,909.11	0.00	1,452.00	7,279.41	53.46
=====							
*****TOTAL FOR FUND-SCC 009 9160 (UNIFORM SUPPLIES - BLAKE):							
17,260.85	0.00	17,260.85	16,679.10	406.64	149.93	431.82	97.50
=====							
*****TOTAL FOR FUND-SCC 009 9170 (UNIFORM SUPPLIES - RALPH WAITE ELEMENTARY):							
20,195.91	3,204.68	23,400.59	23,325.80	474.43	0.00	74.79	99.68
=====							
*****TOTAL FOR FUND-SCC 009 9171 (SCHOOL STORE WAITE):							
2,564.97	0.00	2,564.97	2,564.97	50.00	0.00	0.00	100.00
=====							
*****TOTAL FOR FUND-SCC 009 9180 (UNIFORM SUPPLIES - ELIZA NORTHROP ELEMENTARY):							
15,928.08	3,144.56	19,072.64	18,727.45	0.00	0.00	345.19	98.19
=====							
*****TOTAL FOR FUND-SCC 009 9181 (SCHOOL STORE NORTHROP):							
1,245.07	0.00	1,245.07	1,245.07	1,245.07	0.00	0.00	100.00
=====							
*****TOTAL FOR FUND-SCC 009 9200 (UNIFORM SUPPLIES - CLAGGETT MIDDLE SCHOOL):							
66,100.00	0.00	66,100.00	50,256.57	36.03	410.00	15,433.43	76.65
=====							

Date: 07/13/15
Time: 8:01 am

MEDINA CITY SCHOOL DISTRICT
Appropriation Account Summary
SORTED BY FUND-SCC

Page: 4
(APPSUM)

FYTD Appropriated	Prior FY Carryover Encumbrances	FYTD Expendable	FYTD Actual Expenditures	MTD Actual Expenditures	Current Encumbrances	FYTD Unencumbered Balance	FYTD Percent Exp/Enc
*****TOTAL FOR FUND-SCC 009 9210 (UNIFORM SUPPLIES - A.I. ROOT MIDDLE SCHOOL):							
35,777.07	12,810.25	48,587.32	44,134.30	2,277.82	0.00	4,453.02	90.84
=====							
*****TOTAL FOR FUND-SCC 009 9300 (UNIFORM SUPPLIES - SENIOR HIGH SCHOOL):							
160,857.00	33,123.79	193,980.79	127,806.79	5,154.45	24,706.41	41,467.59	78.62
=====							
*****TOTAL FOR FUND-SCC 014 9014 (JUV DET CTR FY 14):							
86,738.44	0.00	86,738.44	86,738.44	21,785.67	0.00	0.00	100.00
=====							
*****TOTAL FOR FUND-SCC 014 9015 (MEDINA CNTY JUV DET CNTR FY 15):							
250,060.36	0.00	250,060.36	246,720.76	19,306.27	0.00	3,339.60	98.66
=====							
*****TOTAL FOR FUND-SCC 014 9114 (EVOLVE FY14):							
60,467.32	8,432.09	68,899.41	68,899.41	0.00	0.00	0.00	100.00
=====							
*****TOTAL FOR FUND-SCC 014 9115 (EVOLVE FY 15):							
593,073.57	0.00	593,073.57	564,843.08	164,312.59	28,036.72	193.77	99.97
=====							
*****TOTAL FOR FUND-SCC 014 9600 (Food Service):							
3,625.23	0.00	3,625.23	3,625.23	0.00	0.00	0.00	100.00
=====							
*****TOTAL FOR FUND-SCC 016 0000 (EMERGENCY LEVY):							
3,646,986.47	0.00	3,646,986.47	3,104,990.98	240,096.40	10,520.00	531,475.49	85.43
=====							
*****TOTAL FOR FUND-SCC 018 0000 (PRINT SHOP):							
5,000.00	0.00	5,000.00	3,382.00	0.00	0.00	1,618.00	67.64
=====							
*****TOTAL FOR FUND-SCC 018 9110 (PRINCIPAL'S FUND - GARFIELD):							
10,000.00	561.03	10,561.03	8,714.81	1,035.17	0.00	1,846.22	82.52
=====							

Date: 07/13/15
Time: 8:01 am

MEDINA CITY SCHOOL DISTRICT
Appropriation Account Summary
SORTED BY FUND-SCC

Page: 5
(APPSUM)

FYTD Appropriated	Prior FY Carryover Encumbrances	FYTD Expendable	FYTD Actual Expenditures	MTD Actual Expenditures	Current Encumbrances	FYTD Unencumbered Balance	FYTD Percent Exp/Enc
*****TOTAL FOR FUND-SCC 018 9113 (GARFIELD MEDIA CENTER):							
3,500.00	0.00	3,500.00	3,226.87	0.00	0.00	273.13	92.20
=====							
*****TOTAL FOR FUND-SCC 018 9120 (PRINCIPAL - CANAVAN):							
29,700.00	29.99	29,729.99	15,761.79	1,443.60	2,918.97	11,049.23	62.83
=====							
*****TOTAL FOR FUND-SCC 018 9123 (BOOK FAIR - CANAVAN):							
6,554.00	0.00	6,554.00	5,773.13	0.00	0.00	780.87	88.09
=====							
*****TOTAL FOR FUND-SCC 018 9130 (PRINCIPAL - FENN):							
41,700.00	5,721.58	47,421.58	21,452.11	489.14-	0.00	25,969.47	45.24
=====							
*****TOTAL FOR FUND-SCC 018 9135 (MEDINA SKI TEAM - DISTRICTWIDE):							
6,000.00	0.00	6,000.00	4,830.66	2,570.68	0.00	1,169.34	80.51
=====							
*****TOTAL FOR FUND-SCC 018 9140 (PRINCIPAL'S FUND - HERITAGE):							
16,069.00	285.68	16,354.68	4,227.58	171.59	10,951.04	1,176.06	92.81
=====							
*****TOTAL FOR FUND-SCC 018 9143 (HERITAGE MEDIA CENTER):							
6,579.00	0.00	6,579.00	6,023.36	0.00	0.00	555.64	91.55
=====							
*****TOTAL FOR FUND-SCC 018 9160 (PRINCIPAL'S FUND - H G BLAKE):							
19,303.29	1.07	19,304.36	14,682.17	2,734.50	149.95	4,472.24	76.83
=====							
*****TOTAL FOR FUND-SCC 018 9163 (BLAKE MEDIA CENTER):							
4,000.00	11.36	4,011.36	1,287.21	0.00	0.00	2,724.15	32.09
=====							
*****TOTAL FOR FUND-SCC 018 9164 (FIELD TRIPS/BLAKE ELEMENTARY):							
0.34	0.00	0.34	0.00	0.00	0.00	0.34	0.00
=====							

Date: 07/13/15
Time: 8:01 am

MEDINA CITY SCHOOL DISTRICT
Appropriation Account Summary
SORTED BY FUND-SCC

Page: 6
(APPSUM)

FYTD Appropriated	Prior FY Carryover Encumbrances	FYTD Expendable	FYTD Actual Expenditures	MTD Actual Expenditures	Current Encumbrances	FYTD Unencumbered Balance	FYTD Percent Exp/Enc
*****TOTAL FOR FUND-SCC 018 9170 (PRINCIPALS FUND - RALPH WAITE ELEMENTARY):							
24,000.00	0.00	24,000.00	13,127.52	1,321.85	0.00	10,872.48	54.70
=====							
*****TOTAL FOR FUND-SCC 018 9173 (MEDIA CENTER RALPH WAITE ELEMENTARY):							
6,234.00	0.00	6,234.00	6,187.71	639.60	0.00	46.29	99.26
=====							
*****TOTAL FOR FUND-SCC 018 9180 (PRINCIPALS FUND ELIZA NORTHROP ELEMENTARY):							
16,732.76	503.50	17,236.26	10,114.41	580.99	1,768.31	5,353.54	68.94
=====							
*****TOTAL FOR FUND-SCC 018 9183 (MEDIA CENTER ELIZA NORTHROP ELEMENTARY):							
5,167.24	0.00	5,167.24	5,167.24	0.00	0.00	0.00	100.00
=====							
*****TOTAL FOR FUND-SCC 018 9184 (FIELD TRIPS ELIZA NORTHROP ELEMENTARY):							
2,719.70	0.00	2,719.70	2,719.70	0.00	0.00	0.00	100.00
=====							
*****TOTAL FOR FUND-SCC 018 9200 (PRINCIPAL'S FUND - CLAGGETT M.S.):							
29,000.00	631.28	29,631.28	16,175.42	2,289.62-	1,711.58	11,744.28	60.37
=====							
*****TOTAL FOR FUND-SCC 018 9203 (CLAGGETT M.S. MEDIA CENTER):							
9,900.55	0.00	9,900.55	5,561.45	426.54	0.00	4,339.10	56.17
=====							
*****TOTAL FOR FUND-SCC 018 9210 (PRINCIPAL'S FUND - ROOT M.S.):							
33,458.33	4,252.67	37,711.00	25,822.07	548.50	3,571.78	8,317.15	77.95
=====							
*****TOTAL FOR FUND-SCC 018 9211 (ROOT M.S. MEDIA CENTER):							
13,016.82	311.35	13,328.17	4,256.45	0.00	1,528.93	7,542.79	43.41
=====							
*****TOTAL FOR FUND-SCC 018 9212 (ROOT M.S. - WASHINGTON TRIP):							
355.00	0.00	355.00	0.00	0.00	0.00	355.00	0.00
=====							

Date: 07/13/15
Time: 8:01 am

MEDINA CITY SCHOOL DISTRICT
Appropriation Account Summary
SORTED BY FUND-SCC

Page: 7
(APPSUM)

FYTD Appropriated	Prior FY Carryover Encumbrances	FYTD Expendable	FYTD Actual Expenditures	MTD Actual Expenditures	Current Encumbrances	FYTD Unencumbered Balance	FYTD Percent Exp/Enc
*****TOTAL FOR FUND-SCC 018 9300 (PRINCIPAL'S FUND - SENIOR HIGH):							
83,438.42	527.69	83,966.11	68,010.11	36,676.53	3,038.25	12,917.75	84.62
=====							
*****TOTAL FOR FUND-SCC 018 9301 (MEDIA CENTER FUND):							
1,100.00	0.00	1,100.00	45.00	50.00-	0.00	1,055.00	4.09
=====							
*****TOTAL FOR FUND-SCC 018 9303 (PERFORMING ARTS):							
71,791.29	14,072.75	85,864.04	74,165.05	10,342.69	8,168.29	3,530.70	95.89
=====							
*****TOTAL FOR FUND-SCC 018 9304 (BATTLING BEES BOOKSTORE):							
16,129.76	866.07	16,995.83	10,952.01	44.08-	0.00	6,043.82	64.44
=====							
*****TOTAL FOR FUND-SCC 018 9305 (FLEXIBLE CREDIT FUND):							
835.00	0.00	835.00	330.39	90.12	0.00	504.61	39.57
=====							
*****TOTAL FOR FUND-SCC 018 9901 (PUBLIC SCHOOL SUPPORT - INSTRUCTION DEPT.):							
8,203.00	300.00	8,503.00	2,681.64	565.76	0.00	5,821.36	31.54
=====							
*****TOTAL FOR FUND-SCC 018 9902 (INSERVICE - SUPERINTENDENT):							
4,115.88-	10,486.85	6,370.97	5,927.80	0.00	0.00	443.17	93.04
=====							
*****TOTAL FOR FUND-SCC 018 9905 (PUBLIC SCHOOL SUPPORT/STUDENT SERVICES):							
17,165.00	6,251.78	23,416.78	6,100.00	0.00	0.00	17,316.78	26.05
=====							
*****TOTAL FOR FUND-SCC 018 9906 (COMMUNICATIONS - PUBLIC SCHOOL SUPPORT):							
5,995.29	0.00	5,995.29	5,985.50	0.00	0.00	9.79	99.84
=====							
*****TOTAL FOR FUND-SCC 018 9910 (MAINTENANCE DEPARTMENT):							
442.00	245.43	687.43	439.73	0.00	0.00	247.70	63.97
=====							

Date: 07/13/15
Time: 8:01 am

MEDINA CITY SCHOOL DISTRICT
Appropriation Account Summary
SORTED BY FUND-SCC

Page: 8
(APPSUM)

FYTD Appropriated	Prior FY Carryover Encumbrances	FYTD Expendable	FYTD Actual Expenditures	MTD Actual Expenditures	Current Encumbrances	FYTD Unencumbered Balance	FYTD Percent Exp/Enc
*****TOTAL FOR FUND-SCC 018 9931 (BUZZ ARTS FUND):							
2,572.20	0.00	2,572.20	2,572.20	0.00	0.00	0.00	100.00
=====							
*****TOTAL FOR FUND-SCC 019 9015 (MCDAC GRANT FY15):							
82,368.00	0.00	82,368.00	82,368.00	14,742.18-	0.00	0.00	100.00
=====							
*****TOTAL FOR FUND-SCC 019 9142 (STEPHENSON FOUNDATION-MHS):							
4,500.00	0.00	4,500.00	4,500.00	0.00	0.00	0.00	100.00
=====							
*****TOTAL FOR FUND-SCC 019 9213 (VIDEO CLUB GRANT - MHS):							
1,687.82	0.00	1,687.82	1,685.00	0.00	0.00	2.82	99.83
=====							
*****TOTAL FOR FUND-SCC 019 9513 (NEA STUDENT ACHIEVEMENT GRANT):							
147.00	0.00	147.00	0.00	0.00	0.00	147.00	0.00
=====							
*****TOTAL FOR FUND-SCC 019 9613 (FUEL UP - CONDOSTA - ROOT - FY13):							
2,411.20	0.00	2,411.20	1,019.15	466.66	0.00	1,392.05	42.27
=====							
*****TOTAL FOR FUND-SCC 019 9715 (FUEL UP - BLAKE - FY15):							
2,660.00	0.00	2,660.00	2,432.06	500.00	0.00	227.94	91.43
=====							
*****TOTAL FOR FUND-SCC 020 9001 (TRANSPORTATION ENTERPRISE):							
40,000.00	0.00	40,000.00	26,520.83	0.00	7,294.67	6,184.50	84.54
=====							
*****TOTAL FOR FUND-SCC 022 9000 (Unclaimed funds):							
5,096.00	0.00	5,096.00	4,797.36	0.00	0.00	298.64	94.14
=====							
*****TOTAL FOR FUND-SCC 022 9300 (OH HIGH SCHOOL ATH ASSOC FUND):							
58,565.83	1,522.26	60,088.09	59,785.99	9,492.44	0.00	302.10	99.50
=====							

Date: 07/13/15
Time: 8:01 am

MEDINA CITY SCHOOL DISTRICT
Appropriation Account Summary
SORTED BY FUND-SCC

Page: 9
(APPSUM)

FYTD Appropriated	Prior FY Carryover Encumbrances	FYTD Expendable	FYTD Actual Expenditures	MTD Actual Expenditures	Current Encumbrances	FYTD Unencumbered Balance	FYTD Percent Exp/Enc
*****TOTAL FOR FUND-SCC 024 9001 (MEDICAL AND DRUG/SELF INSURANCE FUNDS):							
7,121,400.00	108,828.87	7,230,228.87	6,810,411.40	450,505.45	90,984.20	328,833.27	95.45
=====							
*****TOTAL FOR FUND-SCC 024 9002 (DENTAL SELF INSURANCE FUNDS):							
644,000.00	2,982.56	646,982.56	646,749.77	48,654.47	0.00	232.79	99.96
=====							
*****TOTAL FOR FUND-SCC 024 9005 (WC - SELF INSURANCE):							
99,166.35	0.00	99,166.35	99,166.35	0.00	0.00	0.00	100.00
=====							
*****TOTAL FOR FUND-SCC 027 0000 (WORKMANS COMP.-SELF INS):							
190,000.00	0.00	190,000.00	145,472.49	1,181.54	0.00	44,527.51	76.56
=====							
*****TOTAL FOR FUND-SCC 071 9013 (LOCAL SALES TAX PERMANENT IMPROVEMENTS):							
3,969,716.13	41,324.06	4,011,040.19	3,260,706.41	12,525.00	41,157.85	709,175.93	82.32
=====							
*****TOTAL FOR FUND-SCC 200 9110 (GARFIELD STUDENT COUNCIL/K-KIDS CLUB):							
300.00	0.00	300.00	22.34	0.00	0.00	277.66	7.45
=====							
*****TOTAL FOR FUND-SCC 200 9121 (ELLA CANAVAN STUDENT COUNCIL):							
1,000.00	0.00	1,000.00	297.00	0.00	0.00	703.00	29.70
=====							
*****TOTAL FOR FUND-SCC 200 9134 (FENN STUDENT BUSINESS):							
0.12	0.00	0.12	0.00	0.00	0.00	0.12	0.00
=====							
*****TOTAL FOR FUND-SCC 200 9184 (NORTHROP ELEMENTARY STUDENT COUNCIL):							
84.05	0.00	84.05	84.05	0.00	0.00	0.00	100.00
=====							
*****TOTAL FOR FUND-SCC 200 9185 (K-KIDS KIWANIS ACTIVITY CLUB-NORTHROP):							
2,000.00	500.00	2,500.00	1,848.56	584.74	200.00	451.44	81.94
=====							

Date: 07/13/15
Time: 8:01 am

MEDINA CITY SCHOOL DISTRICT
Appropriation Account Summary
SORTED BY FUND-SCC

Page: 10
(APPSUM)

FYTD Appropriated	Prior FY Carryover Encumbrances	FYTD Expendable	FYTD Actual Expenditures	MTD Actual Expenditures	Current Encumbrances	FYTD Unencumbered Balance	FYTD Percent Exp/Enc
*****TOTAL FOR FUND-SCC 200 9202 (CLAGGETT MIDDLE SCH. STUDENT COUNCIL):							
6,000.00	0.00	6,000.00	2,598.50	0.00	0.00	3,401.50	43.31
=====							
*****TOTAL FOR FUND-SCC 200 9205 (CLAGGETT MIDDLE SCH. BUILDERS CLUB):							
800.00	0.00	800.00	0.00	0.00	0.00	800.00	0.00
=====							
*****TOTAL FOR FUND-SCC 200 9209 (CLAGGETT MIDDLE SCHOOL DRAMA CLUB):							
5,000.00	0.00	5,000.00	2,098.22	28.00	128.82	2,772.96	44.54
=====							
*****TOTAL FOR FUND-SCC 200 9251 (PEP CLUB - ROOT M.S.):							
796.79	0.00	796.79	165.85	0.00	0.00	630.94	20.81
=====							
*****TOTAL FOR FUND-SCC 200 9252 (CHEERLEADERS - ROOT M.S.):							
39.29	0.00	39.29	0.00	0.00	0.00	39.29	0.00
=====							
*****TOTAL FOR FUND-SCC 200 9255 (MAT CLUB - ROOT M.S.):							
44.75	0.00	44.75	44.75	0.00	0.00	0.00	100.00
=====							
*****TOTAL FOR FUND-SCC 200 9256 (DRAMA CLUB - ROOT M.S.):							
2,300.00	0.00	2,300.00	552.50	0.00	0.00	1,747.50	24.02
=====							
*****TOTAL FOR FUND-SCC 200 9257 (ENVIRONMENTAL CLUB - ROOT M.S.):							
285.03	0.00	285.03	274.00	0.00	0.00	11.03	96.13
=====							
*****TOTAL FOR FUND-SCC 200 9258 (STUDENT COUNCIL - ROOT M.S.):							
3,333.17	0.00	3,333.17	0.00	0.00	0.00	3,333.17	0.00
=====							
*****TOTAL FOR FUND-SCC 200 9260 (EXPLORERS TEAM - ROOT M S):							
178.23	0.00	178.23	178.23	0.00	0.00	0.00	100.00
=====							

Date: 07/13/15
Time: 8:01 am

MEDINA CITY SCHOOL DISTRICT
Appropriation Account Summary
SORTED BY FUND-SCC

Page: 11
(APPSUM)

FYTD Appropriated	Prior FY Carryover Encumbrances	FYTD Expendable	FYTD Actual Expenditures	MTD Actual Expenditures	Current Encumbrances	FYTD Unencumbered Balance	FYTD Percent Exp/Enc
*****TOTAL FOR FUND-SCC 200 9301 (YOUNG AMERICANS FOR FREEDOM):							
1,000.00	0.00	1,000.00	960.00	0.00	0.00	40.00	96.00
=====							
*****TOTAL FOR FUND-SCC 200 9302 (ART CLUB):							
100.00	0.00	100.00	0.00	0.00	0.00	100.00	0.00
=====							
*****TOTAL FOR FUND-SCC 200 9305 (CHEMCLUB):							
300.00	0.00	300.00	300.00	0.00	0.00	0.00	100.00
=====							
*****TOTAL FOR FUND-SCC 200 9307 (CHOIR):							
34,274.60	11,000.00	45,274.60	32,597.34	0.00	4,712.10	7,965.16	82.41
=====							
*****TOTAL FOR FUND-SCC 200 9312 (DRAMA CLUB):							
35,181.84	0.00	35,181.84	9,638.83	236.30	85.00	25,458.01	27.64
=====							
*****TOTAL FOR FUND-SCC 200 9318 (G. L. C.):							
2,733.17	0.00	2,733.17	1,404.75	170.00	0.00	1,328.42	51.40
=====							
*****TOTAL FOR FUND-SCC 200 9321 (KEY CLUB):							
17,700.00	1,500.00	19,200.00	9,091.14	677.90	0.00	10,108.86	47.35
=====							
*****TOTAL FOR FUND-SCC 200 9323 (MEDINAMITE):							
967.81	0.00	967.81	300.00	0.00	0.00	667.81	31.00
=====							
*****TOTAL FOR FUND-SCC 200 9324 (MEDINIAN):							
11,700.00	11,000.00	22,700.00	19,532.06	0.00	2,000.00	1,167.94	94.85
=====							
*****TOTAL FOR FUND-SCC 200 9325 (MUSIC - BAND):							
11,957.91	700.00	12,657.91	4,757.39	0.00	0.00	7,900.52	37.58
=====							

Date: 07/13/15
Time: 8:01 am

MEDINA CITY SCHOOL DISTRICT
Appropriation Account Summary
SORTED BY FUND-SCC

Page: 12
(APPSUM)

FYTD Appropriated	Prior FY Carryover Encumbrances	FYTD Expendable	FYTD Actual Expenditures	MTD Actual Expenditures	Current Encumbrances	FYTD Unencumbered Balance	FYTD Percent Exp/Enc
*****TOTAL FOR FUND-SCC 200 9326 (NATIONAL HONOR SOCIETY):							
6,046.91	0.00	6,046.91	5,072.15	1,966.50	0.00	974.76	83.88
=====							
*****TOTAL FOR FUND-SCC 200 9327 (ORCHESTRA):							
16,286.52	0.00	16,286.52	962.17	0.00	0.00	15,324.35	5.91
=====							
*****TOTAL FOR FUND-SCC 200 9330 (SCIENCE OLYMPIAD CLUB):							
132.35	0.00	132.35	0.00	0.00	0.00	132.35	0.00
=====							
*****TOTAL FOR FUND-SCC 200 9332 (SPANISH CLUB):							
4,684.28	0.00	4,684.28	1,715.94	523.98	210.22	2,758.12	41.12
=====							
*****TOTAL FOR FUND-SCC 200 9333 (STUDENT COUNCIL):							
57,482.51	500.00	57,982.51	33,208.18	5,569.91	20,965.09	3,809.24	93.43
=====							
*****TOTAL FOR FUND-SCC 200 9335 (LATIN CLUB):							
5,200.00	0.00	5,200.00	3,752.45	666.25	349.40	1,098.15	78.88
=====							
*****TOTAL FOR FUND-SCC 200 9339 (SPEECH/DEBATE CLUB):							
23,000.00	1,600.62	24,600.62	21,425.31	0.00	1,638.43	1,536.88	93.75
=====							
*****TOTAL FOR FUND-SCC 200 9340 (S. A. D. D.):							
1,000.00	0.00	1,000.00	263.58	68.45	166.55	569.87	43.01
=====							
*****TOTAL FOR FUND-SCC 200 9350 (TECHNOLOGY CLUB):							
1,674.03	111.07	1,785.10	851.65	0.00	933.00	0.45	99.97
=====							
*****TOTAL FOR FUND-SCC 200 9352 (VIDEO CLUB - SR HI):							
10,859.78	980.63	11,840.41	2,398.63	618.00	4,582.00	4,859.78	58.96
=====							

Date: 07/13/15
Time: 8:01 am

MEDINA CITY SCHOOL DISTRICT
Appropriation Account Summary
SORTED BY FUND-SCC

Page: 13
(APPSUM)

FYTD Appropriated	Prior FY Carryover Encumbrances	FYTD Expendable	FYTD Actual Expenditures	MTD Actual Expenditures	Current Encumbrances	FYTD Unencumbered Balance	FYTD Percent Exp/Enc
*****TOTAL FOR FUND-SCC 200 9353 (CHINESE CLUB):							
551.94	0.00	551.94	282.61	0.00	0.00	269.33	51.20
=====							
*****TOTAL FOR FUND-SCC 200 9355 (GAY STRAIGHT ALLIANCE):							
269.86	0.00	269.86	0.00	0.00	0.00	269.86	0.00
=====							
*****TOTAL FOR FUND-SCC 200 9380 (V O F T):							
39,328.95	0.00	39,328.95	28,102.39	501.44	611.08	10,615.48	73.01
=====							
*****TOTAL FOR FUND-SCC 200 9414 (CLASS OF 2014):							
1,728.91	29.43	1,758.34	1,405.66	0.00	0.00	352.68	79.94
=====							
*****TOTAL FOR FUND-SCC 200 9415 (CLASS OF 2015):							
5,612.22	2,893.37	8,505.59	7,095.31	1,488.71	589.76	820.52	90.35
=====							
*****TOTAL FOR FUND-SCC 200 9416 (CLASS OF 2016):							
43,851.00	0.00	43,851.00	41,546.48	23,278.29	360.92	1,943.60	95.57
=====							
*****TOTAL FOR FUND-SCC 200 9417 (CLASS OF 2017):							
1,892.84	0.00	1,892.84	0.00	0.00	900.00	992.84	47.55
=====							
*****TOTAL FOR FUND-SCC 200 9418 (CLASS OF 2018):							
500.00	0.00	500.00	33.94	0.00	0.00	466.06	6.79
=====							
*****TOTAL FOR FUND-SCC 300 0000 (ATHLETIC FUND):							
388,763.48	16,879.02	405,642.50	377,780.24	23,733.89	27,222.11	640.15	99.84
=====							
*****TOTAL FOR FUND-SCC 300 9201 (CLAGGETT MIDDLE SCH. BAND FUND):							
26,290.00	0.00	26,290.00	21,442.82	1,119.80	0.00	4,847.18	81.56
=====							

Date: 07/13/15
Time: 8:01 am

MEDINA CITY SCHOOL DISTRICT
Appropriation Account Summary
SORTED BY FUND-SCC

Page: 14
(APPSUM)

FYTD Appropriated	Prior FY Carryover Encumbrances	FYTD Expendable	FYTD Actual Expenditures	MTD Actual Expenditures	Current Encumbrances	FYTD Unencumbered Balance	FYTD Percent Exp/Enc
*****TOTAL FOR FUND-SCC 300 9202 (CLAGGETT MIDDLE SCH. ORCHESTRA FD.):							
200.00	0.00	200.00	0.00	0.00	0.00	200.00	0.00
=====							
*****TOTAL FOR FUND-SCC 300 9204 (CLAGGETT M.S. CHOIR FUND):							
500.00	0.00	500.00	0.00	0.00	0.00	500.00	0.00
=====							
*****TOTAL FOR FUND-SCC 300 9206 (P A N D A):							
808.93	0.00	808.93	808.93	0.00	0.00	0.00	100.00
=====							
*****TOTAL FOR FUND-SCC 300 9207 (PEACEMAKERS CLUB - CLAGGETT):							
517.08	0.00	517.08	517.08	0.00	0.00	0.00	100.00
=====							
*****TOTAL FOR FUND-SCC 300 9208 (CLAGGETT - 6TH GRADE TRIPS):							
106,134.00	0.00	106,134.00	102,054.22	0.00	0.00	4,079.78	96.16
=====							
*****TOTAL FOR FUND-SCC 300 9250 (ROOT M.S. BAND FUND):							
29,158.94	1,341.06	30,500.00	21,605.32	121.50	600.00	8,294.68	72.80
=====							
*****TOTAL FOR FUND-SCC 300 9251 (ROOT M.S. ORCHESTRA FUND):							
1,145.24	0.00	1,145.24	377.39	0.00	0.00	767.85	32.95
=====							
*****TOTAL FOR FUND-SCC 300 9252 (ROOT M.S. CHOIR FUND):							
3,270.15	0.00	3,270.15	0.00	0.00	0.00	3,270.15	0.00
=====							
*****TOTAL FOR FUND-SCC 300 9256 (LEAPING LIZARDS):							
37.47	0.00	37.47	37.47	0.00	0.00	0.00	100.00
=====							
*****TOTAL FOR FUND-SCC 300 9257 (COMETS TEAM):							
0.55	0.00	0.55	0.55	0.00	0.00	0.00	100.00
=====							

Date: 07/13/15
Time: 8:01 am

MEDINA CITY SCHOOL DISTRICT
Appropriation Account Summary
SORTED BY FUND-SCC

Page: 15
(APPSUM)

FYTD Appropriated	Prior FY Carryover Encumbrances	FYTD Expendable	FYTD Actual Expenditures	MTD Actual Expenditures	Current Encumbrances	FYTD Unencumbered Balance	FYTD Percent Exp/Enc
*****TOTAL FOR FUND-SCC 300 9258 (ROOT - DISTRICT SUPERVISED ACTIVITIES):							
123,350.00	3,650.00	127,000.00	104,529.25	2,446.00	0.00	22,470.75	82.31
=====							
*****TOTAL FOR FUND-SCC 300 9259 (ROOT DANCE TEAM):							
528.00	0.00	528.00	0.00	0.00	0.00	528.00	0.00
=====							
*****TOTAL FOR FUND-SCC 300 9302 (BOYS VOLLEYBALL):							
6,900.00	0.00	6,900.00	2,585.65	255.00	0.00	4,314.35	37.47
=====							
*****TOTAL FOR FUND-SCC 300 9303 (HUDDLE/SHUDDLE):							
2,475.00	0.00	2,475.00	911.26	268.60	0.00	1,563.74	36.82
=====							
*****TOTAL FOR FUND-SCC 300 9304 (LINK CREW):							
3,283.62	161.88	3,445.50	2,229.05	0.00	0.00	1,216.45	64.69
=====							
*****TOTAL FOR FUND-SCC 300 9305 (MHS DANCE TEAM):							
2,500.00	0.00	2,500.00	1,703.50	0.00	400.00	396.50	84.14
=====							
*****TOTAL FOR FUND-SCC 300 9306 (MHS - DISTRICT SUPERVISED ACTIVITIES):							
605.00	0.00	605.00	605.00	0.00	0.00	0.00	100.00
=====							
*****TOTAL FOR FUND-SCC 300 9313 (DRAMA/MUSICAL):							
15,545.00	0.00	15,545.00	15,003.00	120.00	0.00	542.00	96.51
=====							
*****TOTAL FOR FUND-SCC 300 9325 (BAND - DISNEYLAND):							
93,000.00	0.00	93,000.00	84,076.98	0.00	0.00	8,923.02	90.41
=====							
*****TOTAL FOR FUND-SCC 300 9334 (BEEHIVE CAFE):							
14,256.84	1,370.77	15,627.61	11,870.91	420.92-	2,343.17	1,413.53	90.95
=====							

Date: 07/13/15
Time: 8:01 am

MEDINA CITY SCHOOL DISTRICT
Appropriation Account Summary
SORTED BY FUND-SCC

Page: 16
(APPSUM)

FYTD Appropriated	Prior FY Carryover Encumbrances	FYTD Expendable	FYTD Actual Expenditures	MTD Actual Expenditures	Current Encumbrances	FYTD Unencumbered Balance	FYTD Percent Exp/Enc
*****TOTAL FOR FUND-SCC 300 9390 (PERU TRIP):							
1,152.00	0.00	1,152.00	1,152.00	0.00	0.00	0.00	100.00
=====							
*****TOTAL FOR FUND-SCC 401 9000 (ST FRANCIS - MOBILE UNIT):							
269,606.00	0.00	269,606.00	846.72	846.72	268,759.14	0.14	100.00
=====							
*****TOTAL FOR FUND-SCC 401 9014 (ST FRAN FY14):							
90,123.29	45,266.81	135,390.10	135,390.10	0.00	0.00	0.00	100.00
=====							
*****TOTAL FOR FUND-SCC 401 9015 (AUXILIARY FUNDS/ST FRANCIS FY15):							
443,091.79	0.00	443,091.79	359,566.10	66,024.25	83,565.88	40.19-	100.01
=====							
*****TOTAL FOR FUND-SCC 401 9024 (AUX FUNDS NURTURY FY14):							
4,810.78	0.00	4,810.78	4,810.78	0.00	0.00	0.00	100.00
=====							
*****TOTAL FOR FUND-SCC 401 9025 (AUX FUNDS NURTURY FY15):							
15,875.17	0.00	15,875.17	10,232.19	2,739.66	448.36	5,194.62	67.28
=====							
*****TOTAL FOR FUND-SCC 401 9034 (AUX FUNDS MCA FY14):							
21,280.25	1,088.80	22,369.05	22,369.05	0.00	0.00	0.00	100.00
=====							
*****TOTAL FOR FUND-SCC 401 9035 (AUX FUNDS MCA FY15):							
150,724.44	0.00	150,724.44	141,119.18	15,733.17	9,569.25	36.01	99.98
=====							
*****TOTAL FOR FUND-SCC 401 9044 (KIDS COUNTRY FY14):							
1,063.24	7,946.58	9,009.82	9,009.82	0.00	0.00	0.00	100.00
=====							
*****TOTAL FOR FUND-SCC 401 9045 (KIDS COUNTRY FY15):							
17,202.71	0.00	17,202.71	3,300.25	2,112.64	13,909.15	6.69-	100.04
=====							

Date: 07/13/15
Time: 8:01 am

MEDINA CITY SCHOOL DISTRICT
Appropriation Account Summary
SORTED BY FUND-SCC

Page: 17
(APPSUM)

FYTD Appropriated	Prior FY Carryover Encumbrances	FYTD Expendable	FYTD Actual Expenditures	MTD Actual Expenditures	Current Encumbrances	FYTD Unencumbered Balance	FYTD Percent Exp/Enc
*****TOTAL FOR FUND-SCC 401 9065 (SM WONDERS FY15):							
3,154.27	0.00	3,154.27	0.00	0.00	0.00	3,154.27	0.00
=====							
*****TOTAL FOR FUND-SCC 451 9015 (CONNECTIVITY FY15):							
18,000.00	0.00	18,000.00	18,000.00	0.00	0.00	0.00	100.00
=====							
*****TOTAL FOR FUND-SCC 463 9014 (ALT ED FY14):							
0.00	2,500.00	2,500.00	2,500.00	0.00	0.00	0.00	100.00
=====							
*****TOTAL FOR FUND-SCC 463 9015 (ALT ED FY15):							
40,268.00	0.00	40,268.00	31,606.08	3,517.02	0.00	8,661.92	78.49
=====							
*****TOTAL FOR FUND-SCC 499 9013 (INTERN PSYCH FY13):							
35.34	0.00	35.34	0.00	0.00	0.00	35.34	0.00
=====							
*****TOTAL FOR FUND-SCC 499 9015 (INTERN PSYCH FY15):							
26,998.12	0.00	26,998.12	26,846.44	2,454.25	0.00	151.68	99.44
=====							
*****TOTAL FOR FUND-SCC 499 9024 (LOCAL GOVERNMENT INNOVATION FUND):							
18,000.00	0.00	18,000.00	10,250.00	0.00	0.00	7,750.00	56.94
=====							
*****TOTAL FOR FUND-SCC 499 9112 (E-TECH BLENDED LEARNING GRANT):							
53.31	867.96	921.27	602.86	0.00	0.00	318.41	65.44
=====							
*****TOTAL FOR FUND-SCC 506 9014 (RESIDENT EDUCATOR GRANT):							
0.00	1,516.00	1,516.00	566.00	0.00	0.00	950.00	37.34
=====							
*****TOTAL FOR FUND-SCC 516 9014 (SIX B FY14):							
20,217.66	152,340.60	172,558.26	172,558.26	0.00	0.00	0.00	100.00
=====							

Date: 07/13/15
Time: 8:01 am

MEDINA CITY SCHOOL DISTRICT
Appropriation Account Summary
SORTED BY FUND-SCC

Page: 18
(APPSUM)

FYTD Appropriated	Prior FY Carryover Encumbrances	FYTD Expendable	FYTD Actual Expenditures	MTD Actual Expenditures	Current Encumbrances	FYTD Unencumbered Balance	FYTD Percent Exp/Enc
*****TOTAL FOR FUND-SCC 516 9015 (TITLE VI-B):							
1,670,815.03	0.00	1,670,815.03	1,205,106.07	182,703.80	99,330.66	366,378.30	78.07
=====							
*****TOTAL FOR FUND-SCC 516 9114 (Deslexia Grant FY14):							
0.64-	16,199.39	16,198.75	16,198.75	0.00	0.00	0.00	100.00
=====							
*****TOTAL FOR FUND-SCC 516 9115 (DESLEXIA GRANT FY 15):							
39,582.00	0.00	39,582.00	21,590.58	0.00	9,400.00	8,591.42	78.29
=====							
*****TOTAL FOR FUND-SCC 551 9015 (TITLE III IMMIGRANT FY 15):							
1,189.48	0.00	1,189.48	1,189.48	0.00	0.00	0.00	100.00
=====							
*****TOTAL FOR FUND-SCC 551 9115 (TITLE III LEP FY15):							
10,814.11	0.00	10,814.11	10,814.11	812.82	0.00	0.00	100.00
=====							
*****TOTAL FOR FUND-SCC 572 9014 (TITLE I FY14):							
29,632.19-	176,452.64	146,820.45	146,820.45	0.00	0.00	0.00	100.00
=====							
*****TOTAL FOR FUND-SCC 572 9015 (TITLE I FY 15):							
724,064.78	0.00	724,064.78	436,515.33	5,306.17-	124,296.05	163,253.40	77.45
=====							
*****TOTAL FOR FUND-SCC 572 9114 (TITLE I-D FY14):							
13,544.60	12,899.90	26,444.50	26,444.50	0.00	0.00	0.00	100.00
=====							
*****TOTAL FOR FUND-SCC 572 9115 (TITLE I-D FY 15):							
114,831.13	0.00	114,831.13	28,021.37	10,599.65	3,647.50	83,162.26	27.58
=====							
*****TOTAL FOR FUND-SCC 587 9014 (PRESCHOOL FY14):							
20.25-	4,339.53	4,319.28	4,319.28	0.00	0.00	0.00	100.00
=====							

Date: 07/13/15
Time: 8:01 am

MEDINA CITY SCHOOL DISTRICT
Appropriation Account Summary
SORTED BY FUND-SCC

Page: 19
(APPSUM)

FYTD Appropriated	Prior FY Carryover Encumbrances	FYTD Expendable	FYTD Actual Expenditures	MTD Actual Expenditures	Current Encumbrances	FYTD Unencumbered Balance	FYTD Percent Exp/Enc
*****TOTAL FOR FUND-SCC 587 9015 (PRESCHOOL FY 15):							
40,423.58	0.00	40,423.58	28,818.79	1,233.21	1,251.76	10,353.03	74.39
=====							
*****TOTAL FOR FUND-SCC 590 9014 (TITLE II-A FY14):							
654.38	77,990.94	78,645.32	78,645.32	0.00	0.00	0.00	100.00
=====							
*****TOTAL FOR FUND-SCC 590 9015 (TITLE II-A FY15):							
162,339.16	0.00	162,339.16	126,098.24	20,209.40-	500.00	35,740.92	77.98
=====							
*****TOTAL FOR FUND-SCC 599 9015 (CHILD NUTRITION - TEAM NUTRITION):							
1,200.00	0.00	1,200.00	1,200.00	1,200.00	0.00	0.00	100.00
=====							
*****GRAND TOTALS:							
103,931,847.80	1,812,563.58	105,744,411.38	95,635,282.13	7,629,224.46	1,571,054.48	8,538,074.77	91.93
=====							

GENERAL FUND-TRUE DAYS CASH

Includes Emergency Levy

