

Medina City Schools

General Fund Analysis

June 30, 2017

	2016-2017	Y-T-D Actual		
	Original Estimate	July 2016 - June 2017	Percent	Variance
	(1)	(2)		(3)
Beginning Balance - July 1, 2016		48,376,543.79		0.00
General Fund	37,712,097.32			
Other Funds - Emergency Levy	10,664,446.47			
Revenue	<u>77,011,145.00</u>	<u>80,656,744.75</u>	<u>104.7%</u>	<u>-3,645,599.75</u>
	77,011,145.00	80,656,744.75		-3,645,599.75
Expenditures	72,951,865.00	75,181,458.34	103.1%	-2,229,593.34
Encumbrance	650,000.00	967,514.77		-317,514.77
	<u>73,601,865.00</u>	<u>76,148,973.11</u>		<u>-2,547,108.11</u>
Ending Balance - June 30, 2017	51,785,823.79	52,884,315.43		-1,098,491.64

Original Estimate revenue, expenditure and encumbrance taken from May 2016 five-year forecast
plus Return of Advances issued June 2016.
Includes November 2013 Emergency Levy

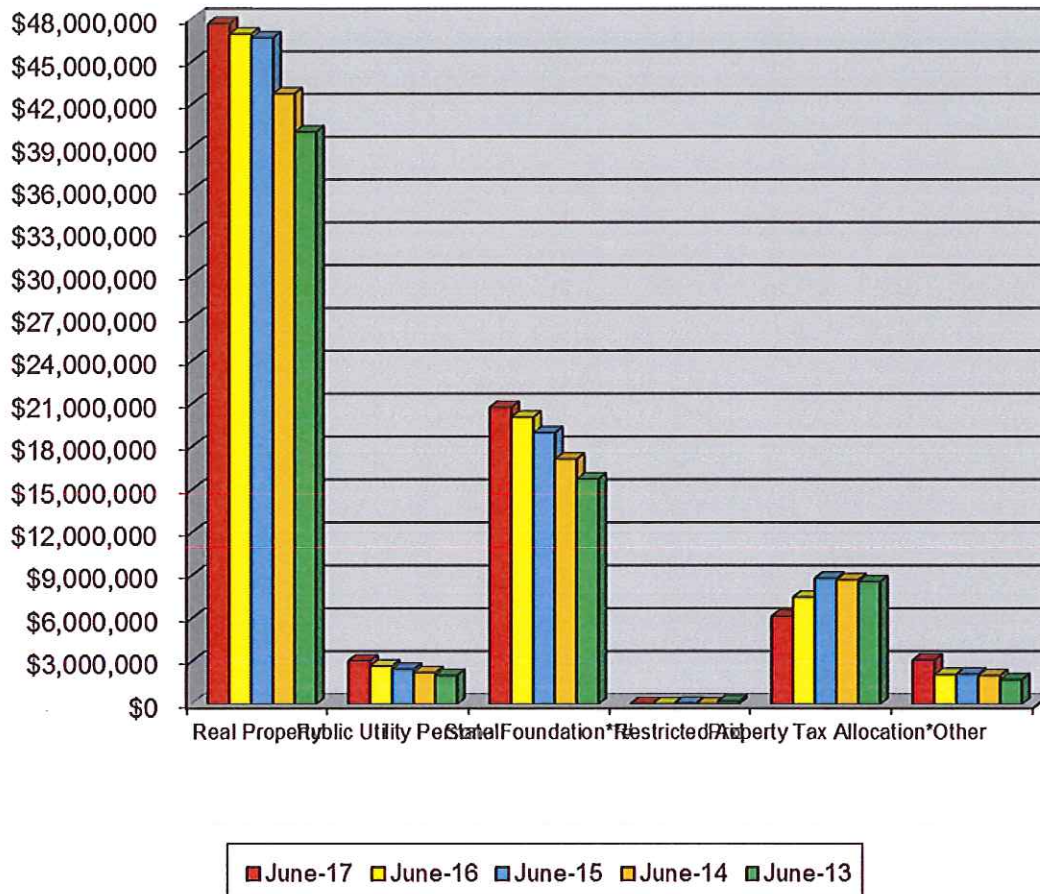
General Fund Summary

June 2017

Revenues

1. Real Property Taxes – Total Real Property Taxes received from the beginning of the fiscal year until June 30, 2017 is \$47,651,143.43. This is an increase of 1.6% above last year's taxes received at this time. \$-0- was collected in June.
2. Public Utility Personal Property Taxes – Total Public Utility Personal Property Taxes received from the beginning of the fiscal year until June 30, 2017 is \$3,021,813.16. These monies are distributed upon settlement from the County Auditor. The amounts are listed in a separate line for State and five-year forecasting purposes. \$1,636,871.10 was transferred upon property tax settlement in March.
3. State Foundation – State Foundation monies received from the State of Ohio from the beginning of the fiscal year until June 30, 2017 total \$20,735,432.65. This is an increase of 3.4% above last year's foundation money received at this time. This includes \$345,222.26 in Casino revenues for the year. \$1,707,464.49 was collected in June.
4. Restricted Aid – Restricted Aid monies are for Career Tech funding. Monies received from the beginning of the fiscal year until June 30, 2017 total \$32,623.09. \$2,665.61 was collected in June.
5. Homestead and Rollback – Monies received from the State of Ohio from the beginning of the fiscal year until June 30, 2017 total \$6,129,771.29. Receipts are based upon the real property taxes collected and Homestead filings with the County Auditor. These revenues also include monies for personal property tax loss reimbursement from the State. The State will again be reducing the distribution of personal property tax loss reimbursement for the schools and will distribute these monies in November and May. \$-0- was collected in June.
6. Other – Other monies received from the beginning of the fiscal year until June 30, 2017 total \$3,085,961.13. This is an increase of 49.3% above last year at this time and is due to Other Local Taxes, Interest Earnings, Pay to Participate Fees, Rent, Donations, Parking Fees, Payment in Lieu of Taxes, Field Trips, Return of Advance, and Refund of Prior Year's Expenditures. \$233,628.19 was collected in June.

General Fund Revenue



	June-17	June-16	June-15	June-14	June-13	Current Forecast
Real Property	\$47,651,143	\$46,911,362	\$46,638,611	\$42,721,214	\$40,034,996	\$47,651,143
Public Utility Personal	\$3,021,813	\$2,660,947	\$2,442,697	\$2,199,412	\$2,001,266	\$3,021,813
State Foundation**#	\$20,735,433	\$20,059,676	\$18,973,291	\$17,126,023	\$15,730,843	\$20,662,619
Restricted Aid	\$32,623	\$11,521	\$58,034	\$6,294	\$193,285	\$81,792
Property Tax Allocation*	\$6,129,771	\$7,466,057	\$8,792,431	\$8,693,126	\$8,547,959	\$6,129,771
Other	\$3,085,961	\$2,066,716	\$2,097,725	\$1,994,022	\$1,704,174	\$3,037,726
Total	\$80,656,745	\$79,176,279	\$79,002,790	\$72,740,092	\$68,212,523	\$80,584,864
State %	33.3%	34.8%	35.2%	35.5%	35.9%	

* Includes Homestead/Rollback, Tangible Personal Property Tax Fixed Rate Loss Reimbursement and Electric Deregulation.

** Includes Casino Revenue in State Foundation beginning January 2013 and Economic Disadvantaged Funding in November 2013.

Includes a one time Hold Harmless on TPP in May 2016

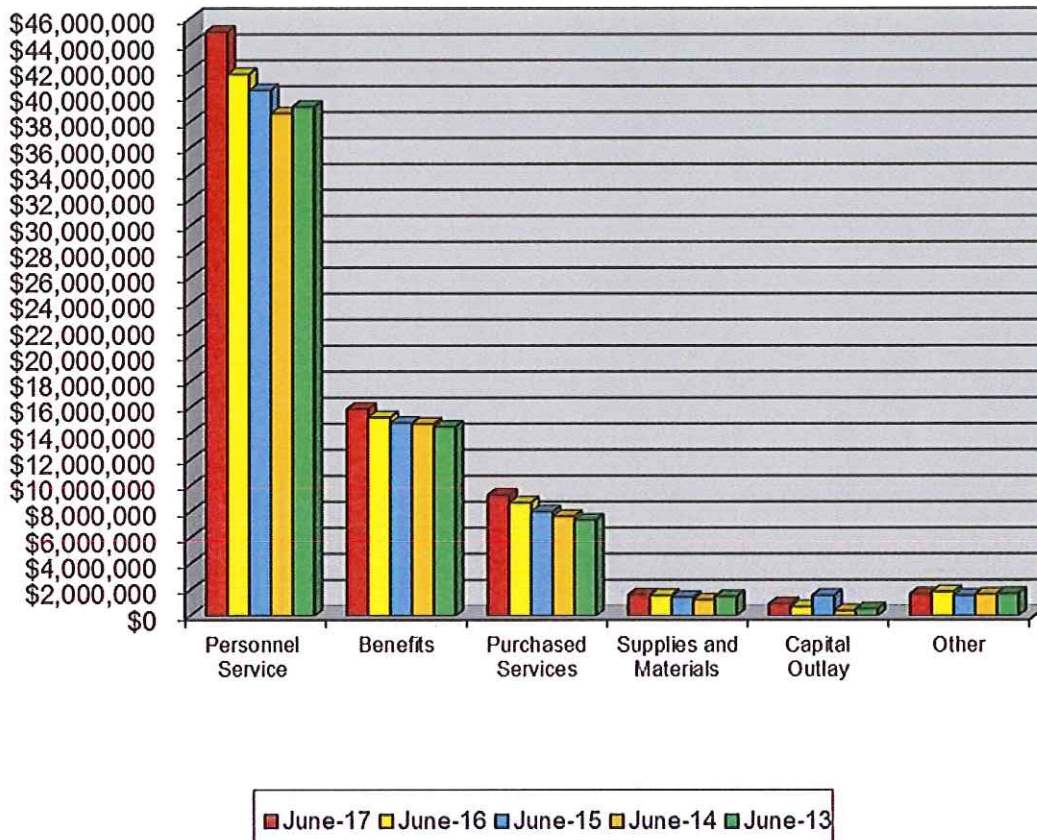
General Fund Summary

June 2017

Expenditures

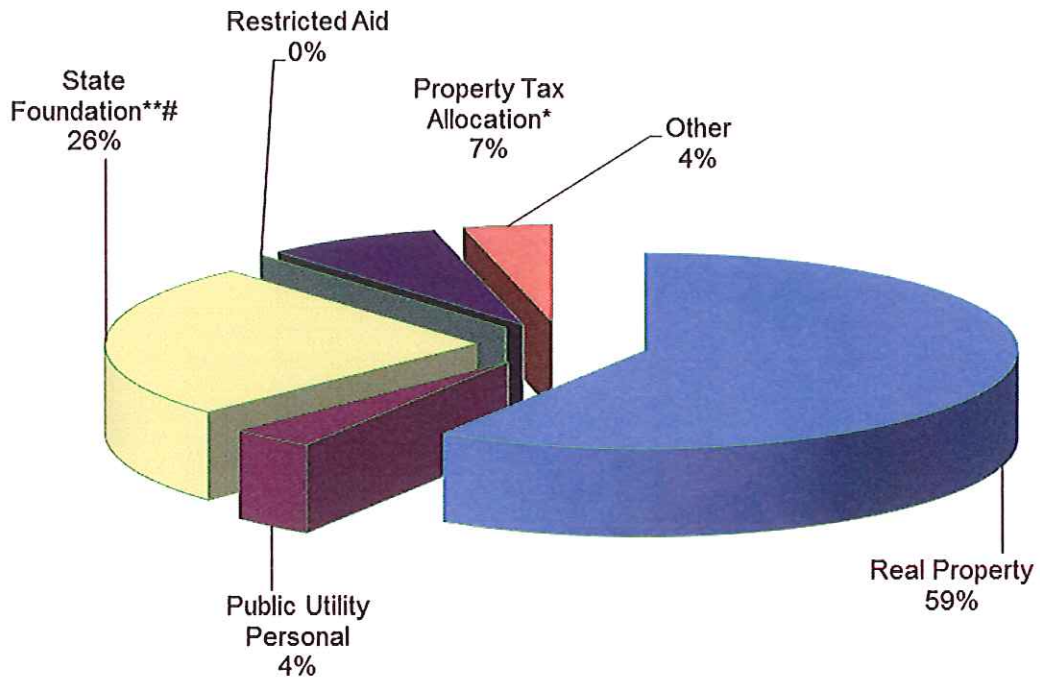
1. Personnel Services— The costs for personnel services for the School District from the beginning of the fiscal year until June 30, 2017 was \$44,943,105.33. This was an increase of 7.8% above last year at this time. A major reason for this increase was a 27th pay in the fiscal year. \$5,308,704.07 was spent in June.
2. Benefits – The cost for benefits for the School District from the beginning of the fiscal year until June 30, 2017 was \$15,889,574.30. This was an increase of 4.2% above last year at this time. \$1,425,446.25 was spent in June.
3. Purchased Services – The cost for purchased services for the district from the beginning of the fiscal year until June 30, 2017 total \$9,283,434.39. This was a 6.9% increase above last year at this time. \$729,522.04 was spent in June. Professional Services, GAAP Audit, Rent/Maintenance/Repair Services, Garbage Removal, Rent/Lease, Security Services at PAC, Postage, Electricity, Gas, Tuition, Open Enrollment, and Post Secondary account for the increase.
4. Supplies and Materials – The cost for supplies and materials for the district from the beginning of the fiscal year until June 30, 2017 total \$1,610,389.99. This was a 2.9% increase above last year at this time. \$69,609.99 was spent in June. General Supplies, Textbooks, Newspapers/Periodicals, Meeting Expenses, Custodial/Maintenance/HVAC Supplies, Fuel, and Tires account for this increase.
5. Capital Outlay – The cost for capital outlay for the district from the beginning of the fiscal year until June 30, 2017 total \$915,451.37. This was a 32.4% increase above last year at this time and was mainly due to the purchase of Technology Equipment and School Bus Lease/Purchase. \$28,137.36 was spent in June.
6. Other – The cost of other expenditures excluding transfers for the district was \$1,664,044.65 for the fiscal year until June 30, 2017. This was a 9.8% decrease below last year at this time. \$13,904.78 was spent in June. Dues and Fees, Memberships, District Audit, and County Board Services make up the majority of this decrease.

General Fund Expenditures

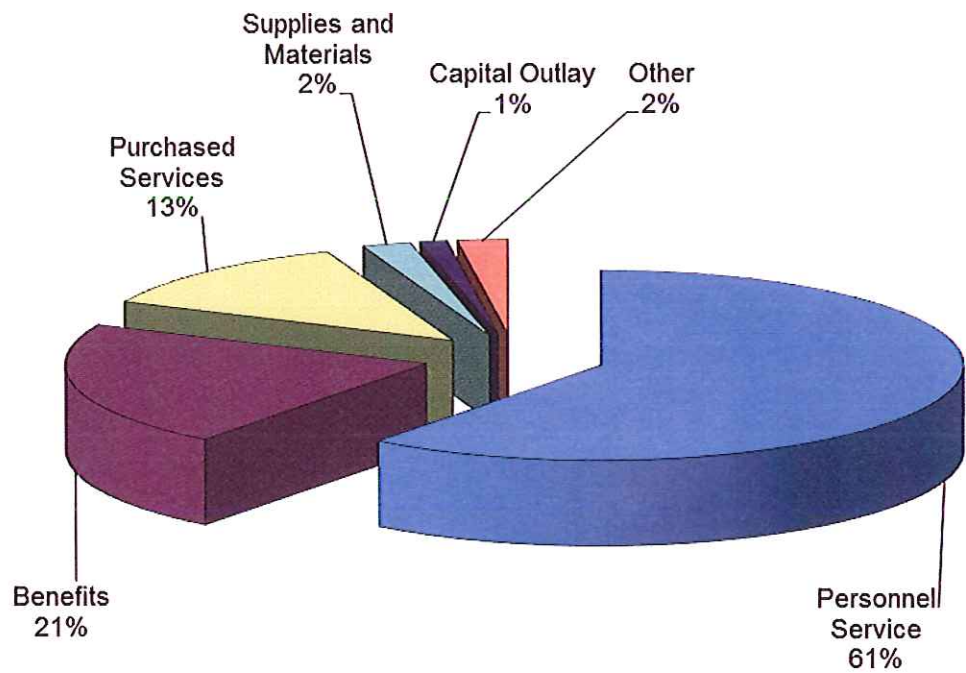


	June-17	June-16	June-15	June-14	June-13	Current Forecast
Personnel Service	\$44,943,105	\$41,683,168	\$40,452,865	\$38,657,889	\$39,161,945	\$44,412,755
Benefits	\$15,889,574	\$15,242,206	\$14,813,462	\$14,741,099	\$14,513,420	\$15,752,904
Purchased Services	\$9,283,434	\$8,687,191	\$8,002,935	\$7,635,769	\$7,363,017	\$9,321,752
Supplies and Materials	\$1,610,390	\$1,565,406	\$1,426,571	\$1,218,481	\$1,482,497	\$1,807,524
Capital Outlay	\$915,451	\$691,552	\$1,571,392	\$390,371	\$528,509	\$1,089,300
Other	\$1,664,045	\$1,843,971	\$1,569,866	\$1,661,757	\$1,700,198	\$1,741,027
Transfers and Adv., Etc.	\$875,458	\$1,073,411	\$554,820	\$481,728	\$529,077	\$493,894
Other than Debt						
Total	\$75,181,458	\$70,786,905	\$68,391,912	\$64,787,094	\$65,278,663	\$74,619,156

Current General Fund Revenue



Current General Fund Expenditures



JUNE 2017

MEDINA CITY SCHOOLS BANK REC

Balance
3,300,006.00

Bank Balance - Regular Account

Petty Cash	200.00
Financial Checks Outstanding	87,311.13
Worker Comp Outstanding	872.51
Flex O/S Checks	411.45
Payroll Checks Outstanding	81,968.19
	<u>(170,763.28)</u>

3,129,242.72

Flex Spending Bank Acct

36,656.27

Investments:

Sweep Account	180,406.42		
Redtree Investments	22,659,747.80		
T. Rowe - Collins	328,716.65		597,340.61
T. Rowe - Bushman	0.00	328,716.65	<u>5,062.44</u>
Scudder - Collins	268,623.96		602,403.05
Scudder - Bushman	5,062.44	<u>273,686.40</u>	
Kanehl Stocks	5,803.02	602,403.05	
Star Ohio (22923)	34,575,334.40		
		34,575,334.40	
Star Plus 104791113939	0.00		
Multi-Bank Securities	2,230,620.79		
Fifth Third Securities	9,419,458.80		
Fifth Third Money Market	43,298.92		
Fifth Third Treasuries	500,000.00		

Total

70,217,073.20

70,217,073.20

73,382,972.19

Adjustments

Deposits in Transit	0.00
Expenses not posted	(590,940.90)
Other adjustments (see below)	<u>0.00</u>
	(590,940.90)

Total

72,792,031.29

MCSD Balance

72,792,031.29

Difference Between Bank vs. Book

0.00

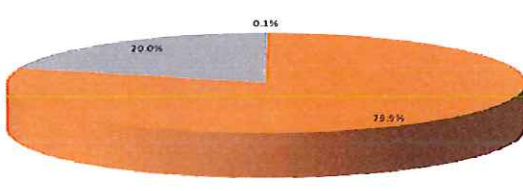
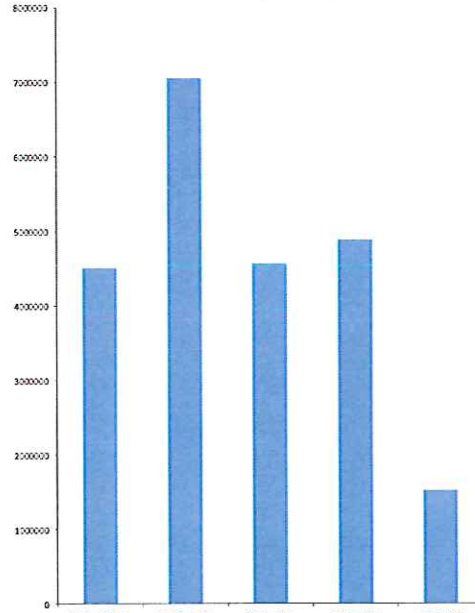
MEDINA CITY SCHOOLS

SALES TAX UPDATE

Date	Sales Tax Description	Receipts	Expenditures	Balance
July 1, 2016	Beginning Balance (071) Sales Tax and (002-9012) Bond			\$ 2,876,964.21
July	6 Month Asbestos Surveillance Inspection and Reports		\$525.00	\$ 2,876,439.21
	Service Agreement - Generator		\$17,761.00	\$ 2,858,678.21
	MHS Roof Replacement Specs Bidding and Supervision		\$2,079.00	\$ 2,856,599.21
	PAC Landscape Project		\$8,750.00	\$ 2,847,849.21
	MHS East Track Courtyard Landscape Project		\$3,875.00	\$ 2,843,974.21
August	Sales Tax Distribution	\$692,161.92		\$ 3,536,136.13
	MHS Roof Replacement Project, Roof Section E		\$114,831.00	\$ 3,421,305.13
	1st Quarter Fleet Master Lease Agreement		\$7,396.74	\$ 3,413,908.39
	MHS and Root Latex Track Resurfacing		\$31,210.08	\$ 3,382,698.31
	Spray Applied Fireproof for New Roof Section at MHS		\$15,000.00	\$ 3,367,698.31
September	MHS East Track Donation Courtyard Landscape Project		\$550.00	\$ 3,367,148.31
	Flag Pole Foundation at Ken Dukes Stadium		\$2,500.00	\$ 3,364,648.31
	MHS Roof Replacement Specs Bidding and Supervision		\$2,079.00	\$ 3,362,569.31
	Fenn Library Carpet Replacement		\$6,592.34	\$ 3,355,976.97
	1st Quarter Fleet Master Lease Agreement		\$9,143.74	\$ 3,346,833.23
	MHS Secure Front Entrance Project		\$59,606.80	\$ 3,287,226.43
	Parking Lot Improvement Projects MHS and Garfield		\$334,081.82	\$ 2,953,144.61
	MHS and Root Latex Track Resurfacing		\$187,392.04	\$ 2,765,752.57
October	Performing Arts Center Landscape Project		\$8,750.00	\$ 2,757,002.57
	MHS East Track Donation Courtyard Landscape		\$2,665.00	\$ 2,754,337.57
	Flagpole, Flag, Shipping		\$14,824.00	\$ 2,739,513.57
	1st Quarter Fleet Master Lease Agreement		\$9,130.74	\$ 2,730,382.83
	Sales Tax Distribution	\$814,075.27		\$ 3,544,458.10
November	MHS Roof Replacement, Roof Section E		\$64,373.00	\$ 3,480,085.10
	2nd Quarter Fleet Master Lease Agreement		\$9,110.24	\$ 3,470,974.86
	MHS Secure Front Entrance		\$16,768.20	\$ 3,454,206.66
	Completion of MHS/PAC Landscape Projects		\$1,145.00	\$ 3,453,061.66
	Parking Lot Improvement Projects - MHS and Garfield		\$13,920.07	\$ 3,439,141.59
	MHS Gymnasium Improvements		\$6,180.00	\$ 3,432,961.59
December	COPS Principal and Interest		\$1,245,918.75	\$ 2,187,042.84
	Installation of Carpet/Cement Prep/ Labor - Garfield		\$771.00	\$ 2,186,271.84
	Commercial LED Solar Flagpole Light - Waite/Northrop		\$648.00	\$ 2,185,623.84
	2nd Quarter Fleet Master Lease Agreement		\$9,110.24	\$ 2,176,513.60
Janaury	Paving Reimbursement from Rec Center		(\$34,955.55)	\$ 2,211,469.15
	6 Month Asbestos Surveillance inspection and Reports		\$525.00	\$ 2,210,944.15
	2nd Quarter Fleet Master Lease Agreement		\$9,110.24	\$ 2,201,833.91
	Sales Tax Distribution	\$784,333.41		\$ 2,986,167.32
	Field Investigation/Prepare Evaluaion Report/Contractor Assist Allowance		\$5,200.00	\$ 2,980,967.32
February	MHS and Root Latex Track		\$19,008.88	\$ 2,961,958.44
	3rd Quarter Fleet Master Lease Agreement		\$9,110.24	\$ 2,952,848.20
March	Enterprise Fleet Reimbursement		(\$38,586.00)	\$ 2,991,434.20
	Landscape Improvements at Ken Duke Stadium		\$2,500.00	\$ 2,988,934.20
	3rd Quarter Fleet Master Lease Agreement		\$9,110.24	\$ 2,979,823.96
	Fenn Ceiling Fans and Installation		\$5,220.63	\$ 2,974,603.33
April	Labor and Material for Fenn Electrical Upgrade		\$20,305.00	\$ 2,954,298.33
	Estimated Cost for 66 Ceiling Fans and Materials for Installation		\$1,903.32	\$ 2,952,395.01
	Blueprints for Project Bidders		\$83.30	\$ 2,952,311.71
	3rd Quarter Fleet Master Lease Agreement		\$9,110.24	\$ 2,943,201.47
	Sales Tax Distribution	\$820,573.97		\$ 3,763,775.44
May	4th Quarter Fleet Master Lease Agreement		\$9,110.24	\$ 3,754,665.20
	Estimated Cost for 66 Ceiling Fans and Materials for Installation		\$442.10	\$ 3,754,223.10
	Eng. Design and Field Observation for Lighting at Ken Dukes Stadium		\$2,900.00	\$ 3,751,323.10
	Annual Trustee Fee for COPS		\$1,250.00	\$ 3,750,073.10
	COPs Interest		\$491,668.75	\$ 3,258,404.35
June	Trustee Fee for COPS		\$1,250.00	\$ 3,257,154.35
	4th Quarter Fleet Master Lease Agreement		\$9,110.24	\$ 3,248,044.11
	Paving Program		\$9,250.00	\$ 3,238,794.11
	Tennis Court Improvement		\$3,750.00	\$ 3,235,044.11
	Bid Package for Turf System Selection		\$3,000.00	\$ 3,232,044.11
Fiscal Year Totals		\$3,111,144.57	\$2,756,064.67	

Monthly Investment Summary
Medina City School District
US Bank Custodian Acct Ending x70982
 June 30, 2017

Monthly Cash Flow Activity		Market Value Summary				
From 05-31-17 through 06-30-17		Security Type	Market Value	Pct. Assets	Avg Yield at Cost	Wght Avg Mat
Beginning Book Value	22,632,777.69	Money Market Fund				
Contributions	0.00	MONEY MARKET FUND	24,975.65	0.1	0.85	0.00
Withdrawals	0.00	Fixed Income				
Realized Gains/Losses	143.20	U.S. GOVERNMENT AGENCY DISCOUNT NOTES	4,503,539.13	20.0	1.19	0.84
Gross Interest Earnings	26,826.91	U.S. GOVERNMENT AGENCY NOTES	17,959,431.92	79.7	1.29	2.38
Ending Book Value	22,659,747.80	Accrued Interest	54,911.90	0.2		
		TOTAL PORTFOLIO	22,542,858.60	100.0	1.27	2.07

Maturity Distribution		Security Type Allocation	
Distribution by Maturity			
		<div> <div></div> MONEY MARKET FUND <div></div> U.S. GOVERNMENT AGENCY NOTES <div></div> U.S. GOVERNMENT AGENCY DISCOUNT NOTES </div>	

Disclosures: RedTree's internal accounting system is the source of the market value of above account. Although obtained from a reliable source, we cannot guarantee accuracy. You should review statements provided by the custodian and compare with these statements.

Portfolio Holdings Report
Medina City School District
US Bank Custodian Acct Ending x70982
 June 30, 2017

Quantity	Cusip	Security Description	Moody's	S&P	Cost Basis	Market Value	Yield at Cost	Wtd Maturity
U.S. GOVERNMENT AGENCY NOTES								
1,270,000	3134G9N60	Federal Home Ln Mtg 1.000% Due 07-27-18	Aaa	AA+	1,270,000.00	1,265,464.83	1.00	1.06
1,085,000	3135G0G72	Federal Natl Mtg Assoc 1.125% Due 12-14-18	Aaa	AA+	1,083,730.55	1,081,147.16	1.19	1.44
2,220,000	3137EADZ9	Federal Home Ln Mtg 1.125% Due 04-15-19	Aaa	AA+	2,219,267.40	2,210,025.54	1.14	1.76
2,500,000	3135G0K93	Federal Natl Mtg Assoc 1.250% Due 06-28-19	Aaa	AA+	2,500,000.00	2,486,872.50	1.25	1.96
2,180,000	3130A9EP2	Federal Home Ln Bank 1.000% Due 09-26-19	Aaa	AA+	2,179,753.60	2,157,855.56	1.00	2.20
2,420,000	3136G2RQ2	Federal Natl Mtg Assoc 1.400% Due 10-29-19	Aaa	AA+	2,420,000.00	2,393,164.62	1.40	2.27
1,270,000	3136G3J71	Federal Natl Mtg Assoc 1.420% Due 07-27-20	Aaa	AA+	1,270,000.00	1,236,155.77	1.42	2.97
1,520,000	3136G35C5	Federal Natl Mtg Assoc 1.400% Due 08-28-20	Aaa	AA+	1,520,000.00	1,514,547.76	1.40	3.07
2,130,000	3136G4AL7	Federal Natl Mtg Assoc 1.500% Due 09-30-20	Aaa	AA+	2,130,000.00	2,103,566.70	1.50	3.14
1,545,000	3136G34Y8	Federal Natl Mtg Assoc 1.600% Due 08-24-21	Aaa	AA+	1,545,000.00	1,510,631.47	1.60	3.96
Accrued Interest						54,911.90		
					18,137,751.55	18,014,343.82	1.29	2.38
U.S. GOVERNMENT AGENCY DISCOUNT NOTES								
1,660,000	313385UH7	Federal Home Ln Bank Discount Note 0.000% Due 03-16-18	P-1	A-1+	1,641,654.69	1,646,306.66	1.12	0.71
1,075,000	313385WH5	Federal Home Ln Bank Discount Note 0.000% Due 05-03-18	P-1	A-1+	1,062,663.18	1,063,925.35	1.15	0.84
1,815,000	313313YC6	Federal Farm Credit Discount Note 0.000% Due 06-15-18	P-1	A-1+	1,792,702.73	1,793,307.12	1.28	0.96
					4,497,020.60	4,503,539.13	1.19	0.84
MONEY MARKET FUND								
USBMMF		First American Treasury Obligations Fund			24,975.65	24,975.65	0.85	
TOTAL PORTFOLIO					22,659,747.80	22,542,858.60	1.27	2.07

GROSS INTEREST INCOME
Medina City School District
US Bank Custodian Acct Ending x70982
 From 06-01-17 Through 06-30-17

<u>Ex-Date</u>	<u>Pay-Date</u>	<u>Security</u>	<u>Amount</u>
U.S. GOVERNMENT AGENCY NOTES			
06-07-17	06-08-17	Federal Natl Mtg Assoc 1.000% Due 02-26-19	5,071.67
06-14-17	06-14-17	Federal Natl Mtg Assoc 1.125% Due 12-14-18	6,103.13
06-28-17	06-28-17	Federal Natl Mtg Assoc 1.250% Due 06-28-19	15,625.00
			<hr/> 26,799.80
MONEY MARKET FUND			
06-01-17	06-01-17	First American Treasury Obligations Fund	27.11
GROSS INCOME			26,826.91

Purchase and Sale
Medina City School District
US Bank Custodian Acct Ending x70982

From 06-01-17 To 06-30-17

Trade Date	Settle Date	Quantity	Security	Unit Price	Amount
PURCHASES					
06-29-2017	06-29-2017	1,815,000	Federal Farm Credit Discount Note 0.000% Due 06-15-18	98.77	1,792,702.73
					<u>1,792,702.73</u>
SALES					
06-07-2017	06-08-2017	1,790,000	Federal Natl Mtg Assoc 1.000% Due 02-26-19	99.40	1,779,331.60
					<u>1,779,331.60</u>

Realized Gains/Losses
Medina City School District
US Bank Custodian Acct Ending x70982
 From 06-01-17 Through 06-30-17

Open Date	Close Date	Quantity	Security	Cost Basis	Proceeds	Gain Or Loss	
						Short Term	Long Term
01-30-2017	06-08-2017	1,790,000	Federal Natl Mtg Assoc 1.000% Due 02-26-19	1,779,188.40	1,779,331.60	143.20	
TOTAL GAINS						143.20	0.00
TOTAL LOSSES						0.00	0.00
TOTAL REALIZED GAIN/LOSS						143.20	0.00

ENV# CEBDFPZHBBJLBQJ_BBBBB
FIFTH THIRD SECURITIES, INC.
MD 1MOB2A
5050 KINGSLEY DRIVE
CINCINNATI, OH 45263

MEDINA CITY SCHOOLS
DAVID CHAMBERS
739 WEYMOUTH RD
MEDINA OH 44256



STATEMENT FOR THE PERIOD JUNE 1, 2017 TO JUNE 30, 2017

MEDINA CITY SCHOOLS - Corporation
Account Number: [REDACTED]

By the courtesy of:
LEE/CARTER/SAVAGE

For questions about your accounts:
Local: 614 744 5496
National: 800 228 8852

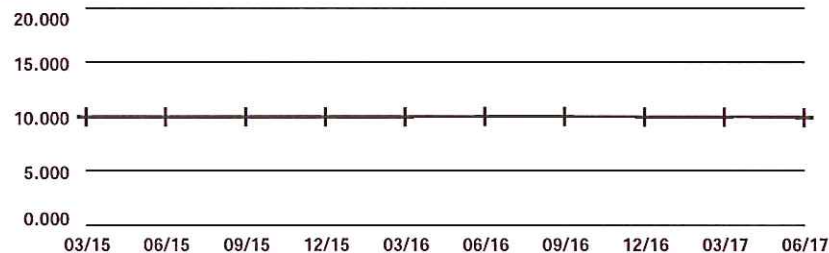
TOTAL VALUE OF YOUR PORTFOLIO **\$9,962,757.72**

FOR YOUR INFORMATION

Fifth Third Securities, Inc. Investments offered through Fifth Third Securities, Inc., member
FINRA/SIPC

CHANGE IN VALUE OF YOUR PORTFOLIO

\$ millions



Change In Value Of Your Portfolio information can be found in Miscellaneous Footnotes at the end of this statement.

Fifth Third Securities, Inc.

MN _CEBDFPZHBBJLBQJ_BBBBB 20170630

Account carried with National Financial Services LLC, Member
NYSE, SIPC

Statement for the Period June 1, 2017 to June 30, 2017

MEDINA CITY SCHOOLS - Corporation
Account Number: [REDACTED]



Account Overview

CHANGE IN ACCOUNT VALUE	Current Period	Year-to-Date
BEGINNING VALUE	\$9,970,364.90	\$9,982,669.94
Additions and Withdrawals	(\$7,889.28)	(\$62,716.31)
Income	\$7,602.64	\$62,459.67
Taxes, Fees and Expenses	\$0.00	\$0.00
Change in Value	(\$7,320.54)	(\$19,655.58)
ENDING VALUE (AS OF 06/30/17)	\$9,962,757.72	\$9,962,757.72

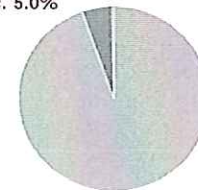
Refer to Miscellaneous Footnotes for more information on Change in Value.

INCOME	Current Period	Year-to-Date
TAXABLE		
Taxable Dividends	\$25.50	\$377.17
Taxable Interest	\$7,577.14	\$62,082.50
TOTAL TAXABLE	\$7,602.64	\$62,459.67
TOTAL INCOME	\$7,602.64	\$62,459.67

Taxable income is determined based on information available to NFS at the time the statement was prepared, and is subject to change. Final information on taxation of interest and dividends is available on Form 1099-Div, which is mailed in February of the subsequent year.

ACCOUNT ALLOCATION

Money Markets 0.4%
U.S. Treasury / Agency Sec. 5.0%



CDs 94.6%

	Percent	Prior Period	Current Period
Money Markets	0.4 %	\$43,585.56	\$43,298.92
CDs	94.6	\$8,927,044.34	\$9,419,878.80
U.S. Treasury / Agency Sec.	5.0	\$999,735.00	\$499,580.00
TOTAL	100.0 %	\$9,970,364.90	\$9,962,757.72

Account Allocation shows the percentage that each asset class represents of your total account value. Account Allocation for equities, fixed income, and other categories may include mutual funds and may be net of short positions. NFS has made assumptions concerning how certain mutual funds are allocated. Closed-end mutual funds and Exchange Traded Products (ETPs) listed on an exchange may be included in the equity allocation. The chart may not reflect your actual portfolio allocation. Consult your broker/dealer prior to making investment decisions.

Statement for the Period June 1, 2017 to June 30, 2017

MEDINA CITY SCHOOLS - Corporation
Account Number: [REDACTED]



Account Overview *continued*

MESSAGES AND ALERTS

Customers wishing to learn more about their investment professional can contact the FINRA BrokerCheck Hotline Number at 1-800-289-9999 or visit the FINRA Regulation website www.finra.org. Customers can also obtain an investor brochure that includes information describing the FINRA BrokerCheck program by contacting Brokerage Operations 1-888-889-1025.

Statement for the Period June 1, 2017 to June 30, 2017

MEDINA CITY SCHOOLS - Corporation
Account Number: [REDACTED]



Holdings

NFS-provided cost basis, realized gain (loss) and holding period information may not reflect all adjustments necessary for tax purposes. Please refer to Footnotes and Cost Basis Information at the end of this statement for more information.

For additional information regarding your holdings, please refer to the footnotes at the end of the statement.

CASH AND CASH EQUIVALENTS - 0.43% of Total Account Value

Description	Symbol/Cusip Account Type	Quantity	Price on 06/30/17	Current Market Value	Estimated Annual Income
Money Markets					
FEDERATED TREASURY OBLIGATIONS IS	TOIXX	43,298.92	\$1.00	\$43,298.92	
7 DAY YIELD .83%	CASH				
Dividend Option Cash					
Capital Gain Option Cash					
Total Cash and Cash Equivalents				\$43,298.92	

Statement for the Period June 1, 2017 to June 30, 2017

MEDINA CITY SCHOOLS - Corporation
Account Number: [REDACTED]



HOLDINGS > FIXED INCOME - 99.57% of Total Account Value

For an explanation of fixed income pricing, please see the last page. Redemption schedule(s), bond rating(s), and other information are provided where available. If information does not appear regarding a particular investment, it is not available. The ratings on this statement are provided by Standard & Poor's and/or Moody's to rate the quality based on the respective rating agency's assessment. "Ratings information from Standard & Poor's ("S&P") may not be reproduced. S&P credit ratings are statements of opinion and are not statements of fact or recommendations to purchase, hold, or sell securities, nor do they address the suitability of securities for investment purposes, and should not be relied on as investment advice. S&P does not guarantee the accuracy, completeness, timeliness or availability of any information, including ratings, and is not responsible for errors or omissions (negligent or otherwise). S&P gives no express or implied warranties, including but not limited to any warranties of merchantability or fitness for a particular purpose or use. S&P shall not be liable for any direct, indirect, incidental, exemplary, compensatory, punitive, special or consequential damages, costs, expenses, legal fees, or losses (including lost income or profits and opportunity costs) in connection with any use of ratings."

Accrued Interest - Represents interest accumulated since the last coupon date on certain fixed income securities which may not yet have been paid by the issuer or received byNFS. There is no guarantee that the accrued interest will be paid by the issuer.

Description	Symbol/Cusip Account Type	Quantity	Estimated Price on 06/30/17	Estimated Current Market Value	Estimated Annual Income	Original/Adjusted Cost Basis	Unrealized Gain (Loss)
CDs							
Certificates of Deposit (CDs), including Market Indexed CDs and Market Linked CDs (collectively, MCDs) are generally shown at estimated market prices based upon a matrix or model pricing method that may not represent the actual price if sold prior to maturity. However, CDs and MCDs may be shown at face value for up to seven calendar days from date of issue if estimated market prices have not been received from a third party pricing vendor. The actual value of CDs and MCDs may be different from their purchase price. CDs and MCDs are subject to interest rate risk. The estimated market price reflected for MCDs may not be based on the actual closing value of the linked market index on the final maturity date and the market value of MCDs may not correspond directly to increases or decreases in the underlying linked market index. You may sell CDs or MCDs in the secondary market subject to market conditions. The secondary market for CDs and MCDs is generally illiquid. If sold prior to maturity, the value of MCDs may be less than the purchase amount or face value. The sale or redemption of any fixed income security prior to maturity may result in a substantial gain or loss, and an early withdrawal penalty may apply. Certain MCDs may only be redeemed on pre-specified liquidation dates and may have call features that allow the issuer to call the MCD prior to maturity. Certain Step Rate CDs are also subject to reinvestment risk if call provisions are exercised by the issuer and if a CD with a comparable rate is not available.							
See sales materials or contact your broker/dealer for additional information.							
CENTENNIAL BK CENTENNIAL CO CD 1.05000%	15136JCG6	248,000	\$0.99976	\$247,940.48	\$2,604.00	\$248,000.00	
10/30/2017 FDIC INSURED	CASH						
CPN PMT SEMI-ANNUAL							
ON JUL 29, JAN 29							
Next Interest Payable: 07/29/17							
Estimated Yield 1.05%							
Accrued Interest \$1091.54							
Average Unit Cost \$1.00							
Adjusted Cost Basis						\$248,000.00	D (\$59.52)
BMO HARRIS BK NATL ASSN CHICAG CD	05581WCD5	248,000	\$1.00133	\$248,329.84	\$2,728.00	\$248,000.00	
1.10000% 01/19/2018 FDIC INSURED	CASH						
CPN PMT SEMI-ANNUAL							
ON JUL 20, JAN 20							
Next Interest Payable: 07/20/17							
Estimated Yield 1.09%							
Accrued Interest \$1210.78							
Average Unit Cost \$1.00							
Adjusted Cost Basis						\$248,000.00	D \$329.84

Fifth Third Securities, Inc.

Account carried with National Financial Services LLC, Member
NYSE, SIPC

MN _CEBDFPZHBBJLBQJ_BBBBB 20170630

Statement for the Period June 1, 2017 to June 30, 2017

MEDINA CITY SCHOOLS - Corporation
Account Number: [REDACTED]



HOLDINGS > FIXED INCOME *continued*

Description	Symbol/Cusip Account Type	Quantity	Estimated Price on 06/30/17	Estimated Current Market Value	Estimated Annual Income	Original/Adjusted Cost Basis	Unrealized Gain (Loss)
ALLY BK MIDVALE UTAH CD 1.40000% 01/22/2018 FDIC INSURED CPN PMT SEMI-ANNUAL ON JUL 22, JAN 22 Next Interest Payable: 07/22/17 Estimated Yield 1.39% Accrued Interest \$1534.25 Average Unit Cost \$1.00 Adjusted Cost Basis	02006LND1 CASH	250,000	\$1.00114	\$250,285.00	\$3,500.00	\$250,000.00	
						\$250,000.00 D	\$285.00
CAPITAL ONE BK USA NATL ASSN 1.25000% 01/22/2018 CD FDIC INSURED CPN PMT SEMI-ANNUAL ON JUL 22, JAN 22 Next Interest Payable: 07/22/17 Estimated Yield 1.25% Accrued Interest \$1369.86 Average Unit Cost \$1.00 Adjusted Cost Basis	140420RH5 CASH	250,000	\$1.0003	\$250,075.00	\$3,125.00	\$250,000.00	
						\$250,000.00 D	\$75.00
GOLDMAN SACHS BK USA NY CD 1.40000% 01/22/2018 FDIC INSURED CPN PMT SEMI-ANNUAL ON JUL 21, JAN 21 Next Interest Payable: 07/21/17 Estimated Yield 1.39% Accrued Interest \$1543.84 Average Unit Cost \$1.00 Adjusted Cost Basis	38148JHX2 CASH	250,000	\$1.00114	\$250,285.00	\$3,500.00	\$250,000.00	
						\$250,000.00 D	\$285.00
BMW BK NORTH AMER SALT LAKE 1.35000% 01/23/2018 CD FDIC INSURED CPN PMT SEMI-ANNUAL ON JUL 23, JAN 23 Next Interest Payable: 07/23/17 Estimated Yield 1.34% Accrued Interest \$1470.21 Average Unit Cost \$1.00 Adjusted Cost Basis	05580ABB9 CASH	250,000	\$1.00086	\$250,215.00	\$3,375.00	\$250,000.00	
						\$250,000.00 D	\$215.00

Fifth Third Securities, Inc.

Account carried with National Financial Services LLC, Member
NYSE, SIPC

MN _CEBDFPZHBBJLBQJ_BBBBB 20170630

Statement for the Period June 1, 2017 to June 30, 2017

MEDINA CITY SCHOOLS - Corporation
Account Number: [REDACTED]



HOLDINGS > FIXED INCOME *continued*

Description	Symbol/Cusip Account Type	Quantity	Estimated Price on 06/30/17	Estimated Current Market Value	Estimated Annual Income	Original/Adjusted Cost Basis	Unrealized Gain (Loss)
DISCOVER BK CD 1.30000% 01/29/2018 FDIC INSURED CPN PMT SEMI-ANNUAL ON JUL 28, JAN 28 Next Interest Payable: 07/28/17 Estimated Yield 1.29% Accrued Interest \$1371.23 Average Unit Cost \$1.00 Adjusted Cost Basis	254672GB8 CASH	250,000	\$1.00058	\$250,145.00	\$3,250.00	\$250,000.00	
						\$250,000.00 D	\$145.00
ISRAEL DISC BK NEW YORK N Y CD 1.25000% 01/29/2018 FDIC INSURED CPN PMT SEMI-ANNUAL ON JUL 28, JAN 28 Next Interest Payable: 07/28/17 Average Unit Cost \$1.00 Adjusted Cost Basis	465076JE8 CASH	248,000	\$1.00075	\$248,186.00		\$248,000.00	
						\$248,000.00 D	\$186.00
SALLIE MAE BK SLT LAKE CITY UT CD 1.20000% 01/29/2018 FDIC INSURED CPN PMT SEMI-ANNUAL ON JUL 27, JAN 27 Next Interest Payable: 07/27/17 Estimated Yield 1.19% Accrued Interest \$1263.78 Average Unit Cost \$1.00 Adjusted Cost Basis	795450XV2 CASH	248,000	\$1.00075	\$248,186.00	\$2,976.00	\$248,000.00	
						\$248,000.00 D	\$186.00
SYNOVUS BK COLUMBUS GA 1.10000% 01/29/2018 CD FDIC INSURED CPN PMT SEMI-ANNUAL ON JUL 29, JAN 29 Next Interest Payable: 07/29/17 Estimated Yield 1.10% Accrued Interest \$1152.74 Average Unit Cost \$1.00 Adjusted Cost Basis	87164DGM6 CASH	250,000	\$0.99943	\$249,857.50	\$2,750.00	\$250,000.00	
						\$250,000.00 D	(\$142.50)

Fifth Third Securities, Inc.

Account carried with National Financial Services LLC, Member
NYSE, SIPC

MN _CEBDFPZHBBJLBQJ_BBBBB 20170630

Statement for the Period June 1, 2017 to June 30, 2017

MEDINA CITY SCHOOLS - Corporation
Account Number: [REDACTED]



HOLDINGS > FIXED INCOME *continued*

Description	Symbol/Cusip Account Type	Quantity	Estimated Price on 06/30/17	Estimated Current Market Value	Estimated Annual Income	Original/Adjusted Cost Basis	Unrealized Gain (Loss)
AMERICAN EXPRESS CENTRN 1.30000% 01/30/2018 CD FDIC INSURED CPN PMT SEMI-ANNUAL ON JUL 30, JAN 30 Next Interest Payable: 07/31/17 Estimated Yield 1.29% Accrued Interest \$1353.42 Average Unit Cost \$1.00 Adjusted Cost Basis	02587DXC7 CASH	250,000	\$1.00058	\$250,145.00	\$3,250.00	\$250,000.00	
						\$250,000.00 D	\$145.00
CARDINAL BK NATL ASSN VA 1.10000% 01/30/2018 CD FDIC INSURED CPN PMT MONTHLY Next Interest Payable: 07/30/17 Estimated Yield 1.10% Accrued Interest \$22.60 Average Unit Cost \$1.00 Adjusted Cost Basis	14147VEK8 CASH	250,000	\$0.99942	\$249,855.00	\$2,750.00	\$250,000.00	
						\$250,000.00 D	(\$145.00)
CUSTOMERS BK PHOENIXVILLE PA 1.15000% 01/30/2018 CD FDIC INSURED CPN PMT MONTHLY Next Interest Payable: 07/30/17 Estimated Yield 1.15% Accrued Interest \$23.63 Average Unit Cost \$1.00 Adjusted Cost Basis	23204HCK2 CASH	250,000	\$0.99971	\$249,927.50	\$2,875.00	\$250,000.00	
						\$250,000.00 D	(\$72.50)
MEDALLION BK UTAH CD 1.15000% 01/30/2018 FDIC INSURED CPN PMT SEMI-ANNUAL ON JUL 30, JAN 30 Next Interest Payable: 07/30/17 Estimated Yield 1.15% Accrued Interest \$1197.26 Average Unit Cost \$1.00 Adjusted Cost Basis	58403BU87 CASH	250,000	\$0.99971	\$249,927.50	\$2,875.00	\$250,000.00	
						\$250,000.00 D	(\$72.50)

Fifth Third Securities, Inc.

Account carried with National Financial Services LLC, Member
NYSE, SIPC

MN _CEBDFPZHBBJLBQJ_BBBBB 20170630

Statement for the Period June 1, 2017 to June 30, 2017

MEDINA CITY SCHOOLS - Corporation
Account Number: [REDACTED]



HOLDINGS > FIXED INCOME *continued*

Description	Symbol/Cusip Account Type	Quantity	Estimated Price on 06/30/17	Estimated Current Market Value	Estimated Annual Income	Original/Adjusted Cost Basis	Unrealized Gain (Loss)
FARM BUR BK FSB NV CD 1.05000% 02/02/2018 FDIC INSURED CPN PMT MONTHLY Next Interest Payable: 07/02/17 Estimated Yield 1.05% Accrued Interest \$208.56 Average Unit Cost \$1.00 Adjusted Cost Basis	307660JC5 CASH	250,000	\$0.99911	\$249,777.50	\$2,625.00	\$250,000.00	
						\$250,000.00 D	(\$222.50)
BANK OF GEORGETOWN WASH DC CD 1.00000% 02/12/2018 FDIC INSURED CPN PMT SEMI-ANNUAL ON AUG 12, FEB 12 Next Interest Payable: 08/12/17 Estimated Yield 0.99% Accrued Interest \$944.44 Average Unit Cost \$1.00 Adjusted Cost Basis	06424XCB6 CASH	248,000	\$1.00082	\$248,203.36	\$2,480.00	\$248,000.00	
						\$248,000.00 D	\$203.36
STEARNS BK NA ST CLOUD MN CD 1.00000% 02/12/2018 FDIC INSURED CPN PMT MONTHLY Next Interest Payable: 07/12/17 Estimated Yield 0.99% Accrued Interest \$129.10 Average Unit Cost \$1.00 Adjusted Cost Basis	857894QQ5 CASH	248,000	\$1.00051	\$248,126.48	\$2,480.00	\$248,000.00	
						\$248,000.00 D	\$126.48
LANDMARK CMNTY BK TN CD 1.05000% 02/13/2018 FDIC INSURED CPN PMT MONTHLY Next Interest Payable: 07/13/17 Estimated Yield 1.05% Accrued Interest \$129.45 Average Unit Cost \$1.00 Adjusted Cost Basis	51507LAS3 CASH	250,000	\$0.99903	\$249,757.50	\$2,625.00	\$250,000.00	
						\$250,000.00 D	(\$242.50)

Fifth Third Securities, Inc.

Account carried with National Financial Services LLC, Member
NYSE, SIPC

MN_CEBDFPZHBBJLBQJ_BBBBB 20170630

Statement for the Period June 1, 2017 to June 30, 2017

MEDINA CITY SCHOOLS - Corporation
Account Number: [REDACTED]



HOLDINGS > FIXED INCOME *continued*

Description	Symbol/Cusip Account Type	Quantity	Estimated Price on 06/30/17	Estimated Current Market Value	Estimated Annual Income	Original/Adjusted Cost Basis	Unrealized Gain (Loss)
BANK NORTH CAROLINA NC CD 1.05000% 02/20/2018 FDIC INSURED CPN PMT MONTHLY Next Interest Payable: 07/19/17 Estimated Yield 1.04% Accrued Interest \$85.61 Average Unit Cost \$1.00 Adjusted Cost Basis	06414QXP9 CASH	248,000	\$1.00057	\$248,141.36	\$2,604.00	\$248,000.00	
						\$248,000.00 D	\$141.36
EAGLEBANK BETHESDA MD CD 1.00000% 02/20/2018 FDIC INSURED CPN PMT MONTHLY Next Interest Payable: 07/19/17 Estimated Yield 1.00% Accrued Interest \$82.19 Average Unit Cost \$1.00 Adjusted Cost Basis	27002YCS3 CASH	250,000	\$1.0005	\$250,125.00	\$2,500.00	\$250,000.00	
						\$250,000.00 D	\$125.00
KEY BK NATL ASSN OHIO CD 1.15000% 02/20/2018 FDIC INSURED CPN PMT SEMI-ANNUAL ON AUG 17, FEB 17 Next Interest Payable: 08/17/17 Estimated Yield 1.14% Accrued Interest \$1047.04 Average Unit Cost \$1.00 Adjusted Cost Basis	49306SWE2 CASH	248,000	\$1.00057	\$248,141.36	\$2,852.00	\$248,000.00	
						\$248,000.00 D	\$141.36
COMMUNITY FINL SVCS BK KY CD 1.05000% 05/17/2018 FDIC INSURED CPN PMT MONTHLY Next Interest Payable: 07/17/17 Estimated Yield 1.05% Accrued Interest \$99.88 Average Unit Cost \$1.00 Adjusted Cost Basis	20364ABC8 CASH	248,000	\$0.99786	\$247,469.28	\$2,604.00	\$248,000.00	
						\$248,000.00 D	(\$530.72)

Fifth Third Securities, Inc.

Account carried with National Financial Services LLC, Member
NYSE, SIPC

MN _CEBDFPZHBBJLBQJ_BBBBB 20170630

Statement for the Period June 1, 2017 to June 30, 2017

MEDINA CITY SCHOOLS - Corporation
Account Number: [REDACTED]



HOLDINGS > FIXED INCOME *continued*

Description	Symbol/Cusip Account Type	Quantity	Estimated Price on 06/30/17	Estimated Current Market Value	Estimated Annual Income	Original/Adjusted Cost Basis	Unrealized Gain (Loss)
FIRSTBANK PR SANTURCE CD 1.35000% 07/30/2018 FDIC INSURED CPN PMT MONTHLY Next Interest Payable: 07/29/17 Estimated Yield 1.35% Accrued Interest \$18.35 Average Unit Cost \$1.00 Adjusted Cost Basis	33767AUS8 CASH	248,000	\$0.99976	\$247,940.48	\$3,348.00	\$248,000.00	
						\$248,000.00 D	(\$59.52)
ORIENTAL B&T SAN JUAN PR CD 1.30000% 08/10/2018 FDIC INSURED CPN PMT SEMI-ANNUAL ON AUG 10, FEB 10 Next Interest Payable: 08/10/17 Estimated Yield 1.29% Accrued Interest \$1245.44 Average Unit Cost \$1.00 Adjusted Cost Basis	686184WR9 CASH	248,000	\$1.0011	\$248,272.80	\$3,224.00	\$248,000.00	
						\$248,000.00 D	\$272.80
FIRST FINL NORTHWEST BK RENTON CD 1.15000% 08/20/2018 FDIC INSURED CPN PMT MONTHLY Next Interest Payable: 07/19/17 Estimated Yield 1.15% Accrued Interest \$93.76 Average Unit Cost \$1.00 Adjusted Cost Basis	32022MAG3 CASH	248,000	\$0.99732	\$247,335.36	\$2,852.00	\$248,000.00	
						\$248,000.00 D	(\$664.64)
MB FINL BK NA CHIC. IL CD 1.30000% 02/08/2019 FDIC INSURED CPN PMT MONTHLY Next Interest Payable: 07/08/17 Estimated Yield 1.30% Accrued Interest \$204.79 Average Unit Cost \$1.00 Adjusted Cost Basis	55266CUM6 CASH	250,000	\$0.99663	\$249,157.50	\$3,250.00	\$250,000.00	
						\$250,000.00 D	(\$842.50)

Fifth Third Securities, Inc.

Account carried with National Financial Services LLC, Member
NYSE, SIPC

MN _CEBDFPZHBBJLBQJ_BBBBB 20170630

Statement for the Period June 1, 2017 to June 30, 2017

MEDINA CITY SCHOOLS - Corporation
Account Number: [REDACTED]



HOLDINGS > FIXED INCOME *continued*

Description	Symbol/Cusip Account Type	Quantity	Estimated Price on 06/30/17	Estimated Current Market Value	Estimated Annual Income	Original/Adjusted Cost Basis	Unrealized Gain (Loss)
HARBORONE BK BROCKTON MA CD 1.40000% 02/21/2019 FDIC INSURED CPN PMT MONTHLY Next Interest Payable: 07/21/17 CALLABLE ON 07/21/2017 @ 100.0000 Estimated Yield 1.40% Accrued Interest \$95.89 Average Unit Cost \$1.00 Adjusted Cost Basis	41166HAQ9 CASH	250,000	\$0.99803	\$249,507.50	\$3,500.00	\$250,000.00	
						\$250,000.00 D	(\$492.50)
WOORI AMER BK NEW YORK N Y CD 1.30000% 02/24/2019 FDIC INSURED CPN PMT SEMI-ANNUAL ON AUG 24, FEB 24 1ST CPN DTE 08/24/2017 Next Interest Payable: 08/24/17 Estimated Yield 1.30% Accrued Interest \$1130.82 Average Unit Cost \$1.00 Adjusted Cost Basis	981059AW8 CASH	250,000	\$0.99635	\$249,087.50	\$3,250.00	\$250,000.00	
						\$250,000.00 D	(\$912.50)
TRADITION CAP BK EDINA MINN CD 1.35000% 04/30/2019 FDIC INSURED CPN PMT MONTHLY Next Interest Payable: 07/31/17 Estimated Yield 1.35% Accrued Interest \$27.74 Average Unit Cost \$1.00 Adjusted Cost Basis	89269FCP8 CASH	250,000	\$0.99599	\$248,997.50	\$3,375.00	\$250,000.00	
						\$250,000.00 D	(\$1,002.50)
CAPITAL BK LITTLE ROCK CD 1.40000% 05/17/2019 FDIC INSURED CPN PMT MONTHLY Next Interest Payable: 07/17/17 Estimated Yield 1.40% Accrued Interest \$134.25 Average Unit Cost \$1.00 Adjusted Cost Basis	139797FV1 CASH	250,000	\$0.99659	\$249,147.50	\$3,500.00	\$250,000.00	
						\$250,000.00 D	(\$852.50)

Fifth Third Securities, Inc.

Account carried with National Financial Services LLC, Member
NYSE, SIPC

MN _CEBDFPZHBBJLBQJ_BBBBB 20170630

Page 12 of 22

Statement for the Period June 1, 2017 to June 30, 2017

MEDINA CITY SCHOOLS - Corporation
Account Number: [REDACTED]



HOLDINGS > FIXED INCOME *continued*

Description	Symbol/Cusip Account Type	Quantity	Estimated Price on 06/30/17	Estimated Current Market Value	Estimated Annual Income	Original/Adjusted Cost Basis	Unrealized Gain (Loss)
STATE BK INDIA NEW YORK NY CD 1.60000% 06/24/2019 FDIC INSURED CPN PMT SEMI-ANNUAL ON DEC 23, JUN 23 1ST CPN DTE 12/23/2017 Next Interest Payable: 12/23/17 Average Unit Cost \$1.00 Adjusted Cost Basis	856285CB5 CASH	250,000	\$0.99977	\$249,942.50		\$250,000.00	
						\$250,000.00 D	(\$57.50)
FIRST CENTY BK TAZEWEILL TENN CD 1.50000% 08/09/2019 FDIC INSURED CPN PMT MONTHLY Next Interest Payable: 07/10/17 Estimated Yield 1.50% Accrued Interest \$215.75 Average Unit Cost \$1.00 Adjusted Cost Basis	319428AB4 CASH	250,000	\$0.99719	\$249,297.50	\$3,750.00	\$250,000.00	
						\$250,000.00 D	(\$702.50)
SUMMIT CMNTY BK MOOREFIELD WV CD 1.45000% 11/08/2019 FDIC INSURED CPN PMT MONTHLY Next Interest Payable: 07/08/17 Estimated Yield 1.45% Accrued Interest \$228.42 Average Unit Cost \$1.00 Adjusted Cost Basis	86604XLJ3 CASH	250,000	\$0.99469	\$248,672.50	\$3,625.00	\$250,000.00	
						\$250,000.00 D	(\$1,327.50)
YADKIN VY BK &TR CO ELKIN N C CD 1.50000% 01/24/2020 FDIC INSURED CPN PMT MONTHLY Next Interest Payable: 07/25/17 Estimated Yield 1.50% Accrued Interest \$61.64 Average Unit Cost \$1.00 Adjusted Cost Basis	984308ET9 CASH	250,000	\$0.99454	\$248,635.00	\$3,750.00	\$250,000.00	
						\$250,000.00 D	(\$1,365.00)

Fifth Third Securities, Inc.

Account carried with National Financial Services LLC, Member
NYSE, SIPC

MN _CEBDFPZHBBJLBQJ_BBBBB 20170630

Statement for the Period June 1, 2017 to June 30, 2017

MEDINA CITY SCHOOLS - Corporation
Account Number: [REDACTED]



HOLDINGS > FIXED INCOME *continued*

Description	Symbol/Cusip Account Type	Quantity	Estimated Price on 06/30/17	Estimated Current Market Value	Estimated Annual Income	Original/Adjusted Cost Basis	Unrealized Gain (Loss)
WORLDS FOREMOST BK SYDNEY NEB CD 1.75000% 01/27/2020 FDIC INSURED CPN PMT MONTHLY Next Interest Payable: 07/26/17 Estimated Yield 1.74% Accrued Interest \$47.95 Average Unit Cost \$1.00 Adjusted Cost Basis	981571CX8 CASH	200,000	\$1.00078	\$200,156.00	\$3,500.00	\$200,000.00	
						\$200,000.00 D	\$156.00
WELLS FARGO BANK NATL ASSN CD 1.75000% 02/03/2020 FDIC INSURED CPN PMT MONTHLY Next Interest Payable: 07/01/17 Estimated Yield 1.74% Accrued Interest \$359.59 Average Unit Cost \$1.00 Adjusted Cost Basis	949763EG7 CASH	250,000	\$1.0007	\$250,175.00	\$4,375.00	\$250,000.00	
						\$250,000.00 D	\$175.00
FIRST CHOICE BK CERRITOS CALIF CD 1.50000% 06/30/2021 FDIC INSURED CPN PMT MONTHLY 1ST CPN DTE 07/30/2017 Next Interest Payable: 07/30/17 CALLABLE ON 12/30/2017 @ 100.0000 STEP COUPON RESET FREQUENCY TERM MODE NEXT RESET 06/29/2019 @ 2.25000 Estimated Yield 1.50% Accrued Interest \$10.27 Average Unit Cost \$1.00 Adjusted Cost Basis	319461BJ7 CASH	250,000	\$0.99824	\$249,560.00	\$3,750.00	\$250,000.00	
						\$250,000.00 D	(\$440.00)

Fifth Third Securities, Inc.

Account carried with National Financial Services LLC, Member
NYSE, SIPC

MN _CEBDFPZHBBJLBQJ_BBBBB 20170630

Statement for the Period June 1, 2017 to June 30, 2017

MEDINA CITY SCHOOLS - Corporation
Account Number: [REDACTED]



HOLDINGS > FIXED INCOME *continued*

Description	Symbol/Cusip Account Type	Quantity	Estimated Price on 06/30/17	Estimated Current Market Value	Estimated Annual Income	Original/Adjusted Cost Basis	Unrealized Gain (Loss)
HSBC BK USA N A MC LEAN VA CD 1.75000% 02/17/2022 FDIC INSURED CPN PMT QUARTERLY ON MAY 17, AUG 17, NOV 17, FEB 17 Next Interest Payable: 08/17/17 CALLABLE ON 02/17/2019 @ 100.0000 STEP COUPON RESET FREQUENCY TERM MODE NEXT RESET 02/17/2019 @ 2.30000 Estimated Yield 1.74% Accrued Interest \$539.38 Average Unit Cost \$1.00 Adjusted Cost Basis	40434YFM4 CASH	250,000	\$1.00357	\$250,892.50	\$4,375.00	\$250,000.00	
Total CDs				\$9,419,878.80	\$113,752.00	\$9,426,000.00	\$892.50
U.S. Treasury / Agency Securities							
FEDERAL HOME LN MTG CORP MTN 1.25000% 02/15/2022 MOODY'S Aaa /S&P AA+ CPN PMT SEMI-ANNUAL ON AUG 15, FEB 15 1ST CPN DTE 08/15/2017 Next Interest Payable: 08/15/17 CALLABLE ON 08/15/2017 @ 100.0000 STEP COUPON RESET FREQUENCY TERM MODE NEXT RESET 08/15/2017 @ 1.50000 Accrued Interest \$2361.11 Average Unit Cost \$100.00 Adjusted Cost Basis	3134GAW42 CASH	500,000	\$99.916	\$499,580.00	\$6,250.00	\$500,000.00	
Total Fixed Income		9,926,000		\$9,919,458.80	\$120,002.00	\$9,926,000.00	(\$6,541.20)
Total Securities				\$9,919,458.80	\$120,002.00	\$9,926,000.00	(\$6,541.20)
TOTAL PORTFOLIO VALUE				\$9,962,757.72	\$120,002.00	\$9,926,000.00	(\$6,541.20)

Fifth Third Securities, Inc.

Account carried with National Financial Services LLC, Member
NYSE, SIPC

MN _CEBDFPZHBBJLBQJ_BBBBB 20170630

Statement for the Period June 1, 2017 to June 30, 2017

MEDINA CITY SCHOOLS - Corporation
Account Number: [REDACTED]



Activity

NFS-provided cost basis, realized gain (loss) and holding period information may not reflect all adjustments necessary for tax purposes. Please refer to Footnotes and Cost Basis Information at the end of this statement for more information.

PURCHASES, SALES, AND REDEMPTIONS

Settlement Date	Account Type	Transaction	Description	Quantity	Amount	Total Cost Basis	Realized Gain (Loss)
Securities Purchased							
06/23/17	CASH	YOU BOUGHT	STATE BK INDIA NEW YORK NY CD 1.60000% 06/24/2019 FACT SHEET TO FOLLOW SOLICITED ORDER @ 100	250,000	(\$250,000.00)	\$250,000.00	
06/30/17	CASH	YOU BOUGHT	FIRST CHOICE BK CERRITOS CALIF CD 1.50000% 06/30/2021 FACT SHEET TO FOLLOW SOLICITED ORDER @ 100	250,000	(\$250,000.00)	\$250,000.00	
Total Securities Purchased					(\$500,000.00)		
Redemptions							
06/23/17	CASH	REDEEMED	FEDERAL HOME LOAN BANKS BOND 1.25000% 12/23/2019 FULL CALL PAYOUT #REOR R0058727540000 Adjusted Cost Basis	(500,000)	\$500,000.00	\$500,000.00	D
Total Redemptions					\$500,000.00		

ACTIVITY > CORE FUND ACTIVITY

Settlement Date	Account Type	Transaction	Description	Quantity	Amount
06/01/17	CASH	YOU BOUGHT	FEDERATED TREASURY OBLIGATIONS IS @ 1	397.08	(\$397.08)
06/02/17	CASH	YOU BOUGHT	FEDERATED TREASURY OBLIGATIONS IS @ 1	222.95	(\$222.95)

Fifth Third Securities, Inc.

Account carried with National Financial Services LLC, Member
NYSE, SIPC

MN _CEBDFPZHBBJLBQJ_BBBBB 20170630

Statement for the Period June 1, 2017 to June 30, 2017

MEDINA CITY SCHOOLS - Corporation
Account Number: [REDACTED]



ACTIVITY > CORE FUND ACTIVITY *continued*

Settlement Date	Account Type	Transaction	Description	Quantity	Amount
06/08/17	CASH	YOU BOUGHT	FEDERATED TREASURY OBLIGATIONS IS @ 1	583.91	(\$583.91)
06/12/17	CASH	YOU BOUGHT	FEDERATED TREASURY OBLIGATIONS IS @ 1	529.12	(\$529.12)
06/13/17	CASH	YOU BOUGHT	FEDERATED TREASURY OBLIGATIONS IS @ 1	222.95	(\$222.95)
06/19/17	CASH	YOU BOUGHT	FEDERATED TREASURY OBLIGATIONS IS @ 1	1,194.13	(\$1,194.13)
06/21/17	CASH	YOU BOUGHT	FEDERATED TREASURY OBLIGATIONS IS @ 1	297.26	(\$297.26)
06/23/17	CASH	YOU BOUGHT	FEDERATED TREASURY OBLIGATIONS IS @ 1	252,500	(\$252,500.00)
06/26/17	CASH	YOU BOUGHT	FEDERATED TREASURY OBLIGATIONS IS @ 1	615.75	(\$615.75)
06/29/17	CASH	YOU BOUGHT	FEDERATED TREASURY OBLIGATIONS IS @ 1	284.35	(\$284.35)
06/30/17	CASH	YOU SOLD	FEDERATED TREASURY OBLIGATIONS IS @ 1	(257,134.14)	\$257,134.14
TOTAL CORE FUND ACTIVITY					\$286.64

Fifth Third Securities, Inc.

MN _CEBDFPZHBBJLBQJ_BBBBB 20170630

Account carried with National Financial Services LLC, Member
NYSE, SIPC

Statement for the Period June 1, 2017 to June 30, 2017

MEDINA CITY SCHOOLS - Corporation
Account Number: [REDACTED]



ACTIVITY > ADDITIONS AND WITHDRAWALS > OTHER ADDITIONS AND WITHDRAWALS

Date	Account Type	Transaction	Description	Quantity	Amount
Other Additions and Withdrawals					
06/30/17	CASH	WIRE TRANS TO BANK	WD53070896		(\$7,889.28)
Total Other Additions and Withdrawals					(\$7,889.28)
TOTAL ADDITIONS AND WITHDRAWALS					(\$7,889.28)

ACTIVITY > INCOME > TAXABLE INCOME

Settlement Date	Account Type	Transaction	Description	Quantity	Amount
Taxable Dividends					
05/31/17	CASH	DIVIDEND RECEIVED	FEDERATED TREASURY OBLIGATIONS IS DIVIDEND RECEIVED		\$25.50
Total Taxable Dividends					\$25.50
Taxable Interest					
06/01/17	CASH	INTEREST	WELLS FARGO BANK NATL ASSN CD 1.75000% 02/03/2020		\$371.58
06/02/17	CASH	INTEREST	FARM BUR BK FSB NV CD 1.05000% 02/02/2018		\$222.95
06/08/17	CASH	INTEREST	MB FINL BK NA CHIC. IL CD 1.30000% 02/08/2019		\$276.03
06/08/17	CASH	INTEREST	SUMMIT CMNTY BK MOOREFIELD WV CD 1.45000% 11/08/2019		\$307.88
06/10/17	CASH	INTEREST	FIRST CENTY BK TAZEWEILL TENN CD 1.50000% 08/09/2019		\$318.49

Fifth Third Securities, Inc.

Account carried with National Financial Services LLC, Member
NYSE, SIPC

MN _CEBDFPZHBBJLBQJ_BBBBB 20170630

Statement for the Period June 1, 2017 to June 30, 2017

MEDINA CITY SCHOOLS - Corporation
Account Number: [REDACTED]



ACTIVITY > INCOME > TAXABLE INCOME *continued*

Settlement Date	Account Type	Transaction	Description	Quantity	Amount
06/12/17	CASH	INTEREST	STEARNS BK NA ST CLOUD MN CD 1.00000% 02/12/2018		\$210.63
06/13/17	CASH	INTEREST	LANDMARK CMNTY BK TN CD 1.05000% 02/13/2018		\$222.95
06/17/17	CASH	INTEREST	CAPITAL BK LITTLE ROCK CD 1.40000% 05/17/2019		\$297.26
06/17/17	CASH	INTEREST	COMMUNITY FINL SVCS BK KY CD 1.05000% 05/17/2018		\$221.16
06/19/17	CASH	INTEREST	BANK NORTH CAROLINA NC CD 1.05000% 02/20/2018		\$221.16
06/19/17	CASH	INTEREST	EAGLEBANK BETHESDA MD CD 1.00000% 02/20/2018		\$212.33
06/19/17	CASH	INTEREST	FIRST FINL NORTHWEST BK RENTON CD 1.15000% 08/20/2018		\$242.22
06/21/17	CASH	INTEREST	HARBORONE BK BROCKTON MA CD 1.40000% 02/21/2019		\$297.26
06/23/17	CASH	INTEREST	FEDERAL HOME LOAN BANKS BOND 1.00000% 12/23/2019		\$2,500.00
06/25/17	CASH	INTEREST	YADKIN VY BK & TR CO ELKIN N C CD 1.50000% 01/24/2020		\$318.49
06/26/17	CASH	INTEREST	WORLDS FOREMOST BK SYDNEY NEB CD 1.75000% 01/27/2020		\$297.26
06/29/17	CASH	INTEREST	FIRSTBANK PR SANTURCE CD 1.35000% 07/30/2018		\$284.35

Fifth Third Securities, Inc.

Account carried with National Financial Services LLC, Member
NYSE, SIPC

MN _CEBDFPZHBBJLBQJ_BBBBB 20170630

Statement for the Period June 1, 2017 to June 30, 2017

MEDINA CITY SCHOOLS - Corporation
Account Number: [REDACTED]



ACTIVITY > INCOME > TAXABLE INCOME *continued*

Settlement Date	Account Type	Transaction	Description	Quantity	Amount
06/30/17	CASH	INTEREST	CARDINAL BK NATL ASSN VA 1.10000% 01/30/2018 CD		\$233.56
06/30/17	CASH	INTEREST	CUSTOMERS BK PHOENIXVILLE PA 1.15000% 01/30/2018 CD		\$244.18
06/30/17	CASH	INTEREST	TRADITION CAP BK EDINA MINN CD 1.35000% 04/30/2019		\$277.40
Total Taxable Interest					\$7,577.14
Total Taxable Income					\$7,602.64
TOTAL INCOME					\$7,602.64

Footnotes and Cost Basis Information

Amortization, accretion and similar adjustments to cost basis have been provided for many fixed income securities (and some bond-like equities), however, they are not provided for certain types, such as short-term instruments, Unit Investment Trusts, foreign fixed income securities, or those that are subject to early prepayment of principal (pay downs). Where current year premium or acquisition premium amortization is provided, the prior years' cumulative amortization is reflected in the adjusted cost basis, but we cannot provide a breakdown or the total of such prior amortization amounts.

NFS is required to report certain cost basis and related information to the IRS on the Form 1099-B. Your official 1099-B forms for certain transactions will reflect which lots have been sold for tax purposes. To apply a specific identification cost basis method to 1099-B reporting, appropriate instructions must be on file with NFS or be received by NFS before the trade has settled. Absent such instructions, NFS determines cost basis at the time of sale based on its default methods of average cost for open-end mutual funds and first-in, first-out (FIFO) for all other (including ETFs) unless your broker dealer has elected to use another default method. NFS applies FIFO (or other disposal method, if applicable) based on its records, which may be different from yours. For transactions that are not subject to 1099-B cost basis reporting, you should refer to your trade confirmations and other applicable records to determine which lots were considered sold for tax purposes.

While NFS must meet IRS requirements with respect to certain information required to be reported to the IRS, NFS-provided cost basis, realized gain and loss, and holding period information may not reflect all adjustments necessary for your tax reporting purposes. NFS makes no warranties with respect to and specifically disclaims any liability arising out of a customer's use of, or any tax position taken in reliance upon, such information.

For investments in partnerships, NFS does not make any adjustments to cost basis information as the calculation of basis in such investments requires supplemental information from the partnership on its income and distributions during the period you held your investment. Partnerships usually provide this additional information on a Form K-1 issued by April 15th of the following year.

Consult your tax advisor for further information.

Fifth Third Securities, Inc.

Account carried with National Financial Services LLC, Member
NYSE, SIPC

MN _CEBDFPZHBBJLBQJ_BBBBB 20170630

Brokerage

Account Statement

June 1, 2017 - June 30, 2017

Account Number:

MEDINA CITY SCHOOLS
739 WEYMOUTH RD
MEDINA OH 44256-2037**Your Account Executive:**
ANDREW CARDINALI

Portfolio at a Glance

	This Period
BEGINNING ACCOUNT VALUE	\$994,441.76
Deposits (Cash & Securities)	1,236,034.51
Withdrawals (Cash & Securities)	-338.37
Dividends, Interest and Other Income	683.49
Net Change in Portfolio	-200.60
ENDING ACCOUNT VALUE	\$2,230,620.79
Estimated Annual Income	\$34,041.50

Asset Summary

Percent	Asset Type	Last Period	This Period
1%	Cash, Money Funds, and Bank Deposits	0.00	345.12
99%	Fixed Income	994,441.76	2,230,275.67
100%	Account Total	\$994,441.76	\$2,230,620.79

Please review your allocation periodically with your Account Executive.

Client Service Information

Your Account Executive: ATT
ANDREW CARDINALI**Contact Information****E-Mail Address:**
customerservice@mbssecurities.com**Client Service Information****Service Hours:** Weekdays 09:00 a.m. - 05:00 p.m. (EST)
Client Service Telephone Number: (800) 967-9045
Web Site: WWW.MBSSECURITIES.COM

Your Account Information

INVESTMENT OBJECTIVE

Investment Objective: NONE SPECIFIED

Please discuss your investment objective with your Account Executive.

TAX LOT DEFAULT DISPOSITION METHOD

Default Method for Mutual Funds: First In First Out

Default Method for Stocks in a Dividend Reinvestment Plan: First In First Out

Default Method for all Other Securities: First In First Out

BOND AMORTIZATION ELECTIONS

Amortize premium on taxable bonds based on Constant Yield Method: Yes

Accrual market discount method for all other bond types: Constant Yield Method

Include market discount in income annually: No

ELECTRONIC DELIVERY

You have not selected any account communications for electronic delivery. To register and turn off paper communications, log in to your account or contact your Account Executive for more information.

Income and Expense Summary

	Current Period		Year-to-Date	
	Taxable	Non Taxable	Taxable	Non Taxable
Interest Income				
Credit Interest	0.00	0.00	0.00	-32.85
Other Interest	683.49	0.00	1,349.31	0.00
Total Dividends, Interest, Income and Expenses	\$683.49	\$0.00	\$1,349.31	-\$32.85

Accrued Interest Summary

	Current Period		Year-to-Date	
	Taxable	Non Taxable	Taxable	Non Taxable
Accrued Interest Paid				
Other Accrued Interest	-34.51	0.00	-34.51	0.00
Total Accrued Interest Paid	-\$34.51	\$0.00	-\$34.51	\$0.00

June 1, 2017 - June 30, 2017
MEDINA CITY SCHOOLS

Portfolio Holdings

Description	Quantity	Opening Balance	Closing Balance	Accrued Income	30-Day Yield
CASH, MONEY FUNDS, AND BANK DEPOSITS 1.00% of Portfolio					
Cash Balance		0.00	345.12		
TOTAL CASH, MONEY FUNDS, AND BANK DEPOSITS		\$0.00	\$345.12	\$0.00	

Description	Quantity	Market Price	Market Value	Accrued Interest	Estimated Annual Income	Estimated Yield
FIXED INCOME 99.00% of Portfolio (In Maturity Date Sequence)						
Certificates of Deposit						
PLAINSCAPITAL BK DALLAS TEX CTF DEP ACT/365 1.300% 03/21/18 B/E DTD 06/21/17 1ST CPN DTE 03/21/18 Security Identifier: 72663QC72	248,000.000	100.0530	248,131.44	79.50	3,224.00	1.29%
EAST-WEST BK PASADENA CALIF CTF DEP ACT/365 AT-MATURITY 1.350% 06/15/18 B/E DTD 06/16/17 Security Identifier: 27579TPX2	245,000.000	100.0180	245,044.10	126.86	3,307.50	1.34%
INVESTORS BK SHORT HILLS NJ CTF DEP ACT/365 AT-MATURITY 1.450% 06/29/18 B/E DTD 06/30/17 1ST CPN DTE 06/29/18 Security Identifier: 46176PGV1	248,000.000	100.1010	248,250.48	0.00	3,596.00	1.44%
AMERICAN EXPRESS FED SVGS BK INSTL CTF DEP PROGRAM BOOK INSTL CTF DEP 1.450% 11/05/18 B/E DTD 05/03/17 Security Identifier: 02587CEG1	248,000.000	100.0080	248,019.84	571.42	3,596.00	1.44%
HANMI BK LOS ANGELES CALIF CTF DEP ACT/365 MONTHLY 1.550% 12/24/18 B/E DTD 06/23/17 1ST CPN DTE 07/23/17 Security Identifier: 410493CDO	248,000.000	100.1040	248,257.92	73.72	3,844.00	1.54%
LAKE CITY BK WARSAW IND CTF DEP ACT/365 MONTHLY 1.600% 03/22/19 B/E DTD 03/22/17 1ST CPN DTE 04/22/17 Security Identifier: 508176CH5	249,000.000	100.0970	249,241.53	87.32	3,984.00	1.59%

Portfolio Holdings (continued)

Description	Quantity	Market Price	Market Value	Accrued Interest	Estimated Annual Income	Estimated Yield
FIXED INCOME (continued)						
Certificates of Deposit (continued)						
WHITNEY BK GULFPORT MS CTF DEP ACT/365 SEMI-ANNUALLY 1.650% 04/22/19 B/E DTD 04/20/17 1ST CPN DTE 10/20/17 Security Identifier: 966594AY9	248,000.000	100.1500	248,372.00	795.98	4,092.00	1.64%
FIRST BK SOUTH N PINES NORTH CAROLINA CTF DEP ACT/365 1.700% 05/31/19 B/E DTD 05/31/17 1ST CPN DTE 06/30/17 Security Identifier: 31931TEL5	247,000.000	100.2000	247,494.00	0.00	4,199.00	1.69%
STATE BK INDIA NEW YORK N Y CTF DEP ACT/365 1.700% 06/10/19 B/E DTD 06/09/17 1ST CPN DTE 12/09/17 Security Identifier: 856285BH3	247,000.000	100.1880	247,464.36	241.59	4,199.00	1.69%
Total Certificates of Deposit:	2,228,000.000		\$2,230,275.67	\$1,976.39	\$34,041.50	
TOTAL FIXED INCOME	2,228,000.000		\$2,230,275.67	\$1,976.39	\$34,041.50	
			Market Value	Accrued Interest	Estimated Annual Income	
TOTAL PORTFOLIO HOLDINGS			\$2,230,620.79	\$1,976.39	\$34,041.50	

Portfolio Holdings Disclosures

Pricing

This section includes the net market value of the securities in your account on a settlement date basis, including short positions, at the close of the statement period. The market prices, unless otherwise noted, have been obtained from independent vendor services, which we believe to be reliable. Market prices do not constitute a bid or an offer, and may differ from the actual sale price. Securities for which a price is not available are marked "N/A" and are omitted from the Total.

THE AS OF PRICE DATE ONLY APPEARS WHEN THE PRICE DATE DOES NOT EQUAL THE STATEMENT DATE.

Estimated Annual Figures

The estimated annual income (EAI) and estimated annual yield (EAY) figures are estimates and for informational purposes only. These figures are not considered to be a forecast or guarantee of future results. These figures are computed using information from providers believed to be reliable; however, no assurance can be made as to the accuracy. Since interest and dividend rates are subject to change at any time, and may be affected by current and future economic, political, and business conditions, they should not be relied on for making investment, trading, or tax decisions. These figures assume that the position quantities, interest and dividend rates, and prices remain constant. A capital gain or return of principal may be included in the figures for certain securities, thereby overstating them. Refer to www.pershing.com/business_continuity.html for specific details as to formulas used to calculate the figures. Accrued interest represents interest earned but not yet received.

Reinvestment

The dollar amount of Mutual Fund distributions, Money Market Fund dividend income, Bank Deposit interest income, or dividends for other securities shown on your statement may have been reinvested. You will not receive confirmation of these reinvestments. Upon written request to your financial institution, information pertaining to these transactions,

June 1, 2017 - June 30, 2017
MEDINA CITY SCHOOLS

Portfolio Holdings Disclosures (continued)

Reinvestment (continued)

including the time of execution and the name of the person from whom your security was purchased, may be obtained. In dividend reinvestment transactions, Pershing acts as your agent and receives payment for order flow.

Option Disclosure

Information with respect to commissions and other charges incurred in connection with the execution of option transactions has been included in confirmations previously furnished to you. A summary of this information is available to you promptly upon your written request directed to your introducing firm. In order to assist your introducing firm in maintaining current background and financial information concerning your option accounts, please promptly advise them in writing of any material change in your investment objectives or financial situation. Expiring options which are valuable are exercised automatically pursuant to the exercise by exception procedure of the Options Clearing Corporation. Additional information regarding this procedure is available upon written request to your introducing firm.

Certificates of Deposit

Please be advised that the secondary market for CDs is generally illiquid; the actual value of CDs may be different from their purchase price; and a significant loss of principal could result if your CDs are sold prior to maturity. In the event that the CDs listed above do not indicate a market valuation, an accurate market value could not be determined. In the event that a price is listed above for your CDs, Pershing has obtained a price from sources deemed to be reliable or has priced your CDs using a matrix formula. Prices are estimates and the actual value you may obtain for your CD may be different if you elect to sell your CD in the secondary market.

Foreign Currency Transactions

Pershing may execute foreign currency transactions as principal for your account. Pershing may automatically convert foreign currency to or from U.S. dollars for dividends and similar corporate action transactions unless you instruct your financial organization otherwise. Pershing's currency conversion rate will not exceed the highest interbank conversion rate identified from customary banking sources on the conversion date or the prior business day, increased by up to 1%, unless a particular rate is required by applicable law. Your financial organization may also increase the currency conversion rate. This conversion rate may differ from rates in effect on the date you executed a transaction, incurred a charge, or received a credit. Transactions converted by agents (such as depositories) will be billed at the rates such agents use.

Proxy Vote

Securities not fully paid for in your margin account may be lent by Pershing to itself or others in accordance with the terms outlined in the Margin Agreement. The right to vote your shares held on margin may be reduced by the amount of shares on loan. The Proxy Voting Instruction Form sent to you may reflect a smaller number of shares entitled to vote than the number of shares in your margin account.

Activity Summary (All amounts shown are in base currency)

	Credits This Period	Debits This Period	Net This Period	Credits Year-to-Date	Debits Year-to-Date	Net Year-to-Date
Securities						
Securities Bought	0.00	-1,236,034.51	-1,236,034.51	0.00	-2,228,034.51	-2,228,034.51
Total Securities	\$0.00	-\$1,236,034.51	-\$1,236,034.51	\$0.00	-\$2,228,034.51	-\$2,228,034.51
Dividends and Interest	\$683.49	\$0.00	\$683.49	\$1,349.31	-\$32.85	\$1,316.46

Activity Summary (continued)

	Credits This Period	Debits This Period	Net This Period	Credits Year-to-Date	Debits Year-to-Date	Net Year-to-Date
Cash						
Withdrawals	0.00	-338.37	-338.37	0.00	-248,971.34	-248,971.34
Deposits	1,236,034.51	0.00	1,236,034.51	2,476,034.51	0.00	2,476,034.51
Total Cash	\$1,236,034.51	-\$338.37	\$1,235,696.14	\$2,476,034.51	-\$248,971.34	\$2,227,063.17
Totals	\$1,236,718.00	-\$1,236,372.88	\$345.12	\$2,477,383.82	-\$2,477,038.70	\$345.12

Transactions by Type of Activity

Process/ Settlement Date	Trade/ Transaction Date	Activity Type	Description	Quantity	Price	Accrued Interest	Amount	Currency
Securities Bought and Sold								
06/12/17	05/24/17	PURCHASED 856285BH3	STATE BK INDIA NEW YORK N Y CTF DEP ACT/365 1.700% 06/10/19 B/E DTD 06/09/17 YLD 1.700 TO MAT	247,000.000	100.0000	-34.51	-247,034.51	USD
06/16/17	05/31/17	PURCHASED 27579TPX2	EAST-WEST BK PASADENA CALIF CTF DEP ACT/365 AT-MATURITY 1.350% 06/15/18 DTD 06/16/17 YLD 1.350 TO MAT	245,000.000	100.0000		-245,000.00	USD
06/21/17	06/14/17	PURCHASED 72663QC72	PLAINSCAPITAL BK DALLAS TEX CTF DEP ACT/365 1.300% 03/21/18 B/E DTD 06/21/17 YLD 1.300 TO MAT	248,000.000	100.0000		-248,000.00	USD
06/23/17	06/15/17	PURCHASED 410493CDO	HANMI BK LOS ANGELES CALIF CTF DEP ACT/365 MONTHLY 1.550% 12/24/18 DTD 06/23/17 YLD 1.550 TO MAT	248,000.000	100.0000		-248,000.00	USD
06/30/17	06/20/17	PURCHASED 46176PGV1	INVESTORS BK SHORT HILLS NJ CTF DEP ACT/365 AT-MATURITY 1.450% 06/29/18 B/E DTD 06/30/17 YLD 1.450 TO MAT	248,000.000	100.0000		-248,000.00	USD
Total Securities Bought and Sold						-\$34.51	-\$1,236,034.51	USD
Dividends and Interest								
06/22/17		BOND INTEREST RECEIVED 508176CH5	249000 LAKE CITY BK WARSAW IND CTF DEP ACT/365 MONTHLY 1.600% 03/22/19 B/E DTD 03/22/17 RD 06/07 PD 06/22/17				338.37	USD
06/30/17		BOND INTEREST RECEIVED 3193ITEL5	247000 FIRST BK SOUTHN PINES NORTH CAROLINA CTF DEP ACT/365 1.700% 05/31/19 B/E DTD 05/31/17 RD 06/15 PD 06/30/17				345.12	USD
Total Dividends and Interest						\$0.00	\$683.49	USD
Cash Withdrawals and Deposits								
06/12/17		ELECTRONIC DEPOSIT USD999997	RECV FR BANK FOR ACH ACH				247,034.51	USD
06/16/17		ELECTRONIC DEPOSIT USD999997	RECV FR BANK FOR ACH ACH				245,000.00	USD

June 1, 2017 - June 30, 2017
MEDINA CITY SCHOOLS

Transactions by Type of Activity (continued)

Process/ Settlement Date	Trade/ Transaction Date	Activity Type	Description	Quantity	Price	Accrued Interest	Amount	Currency
Cash Withdrawals and Deposits (continued)								
06/21/17		ELECTRONIC DEPOSIT	RECV FR BANK FOR ACH ACH				248,000.00	USD
		USD999997						
06/22/17		ELECTRONIC TRANSACTION	SEND TO BANK FOR ACH ACH (-338.37	USD
		USD999997						
06/23/17		ELECTRONIC DEPOSIT	RECV FR BANK FOR ACH ACH (248,000.00	USD
		USD999997						
06/30/17		ELECTRONIC DEPOSIT	RECV FR BANK FOR ACH ACH (248,000.00	USD
		USD999997						
Total Cash Withdrawals and Deposits						\$0.00	\$1,235,696.14	USD
Total Value of Transactions						-\$34.51	\$345.12	USD

The price and quantity displayed may have been rounded.

Fixed Income Analysis
Bond Quality

Bond Quality	Market Value	% of Bond Market Value
Not Rated	2,230,275.67	100%
Total	2,230,275.67	100%

Bond Maturity Schedule


Percentages of bond market values are rounded to the nearest whole percentage.

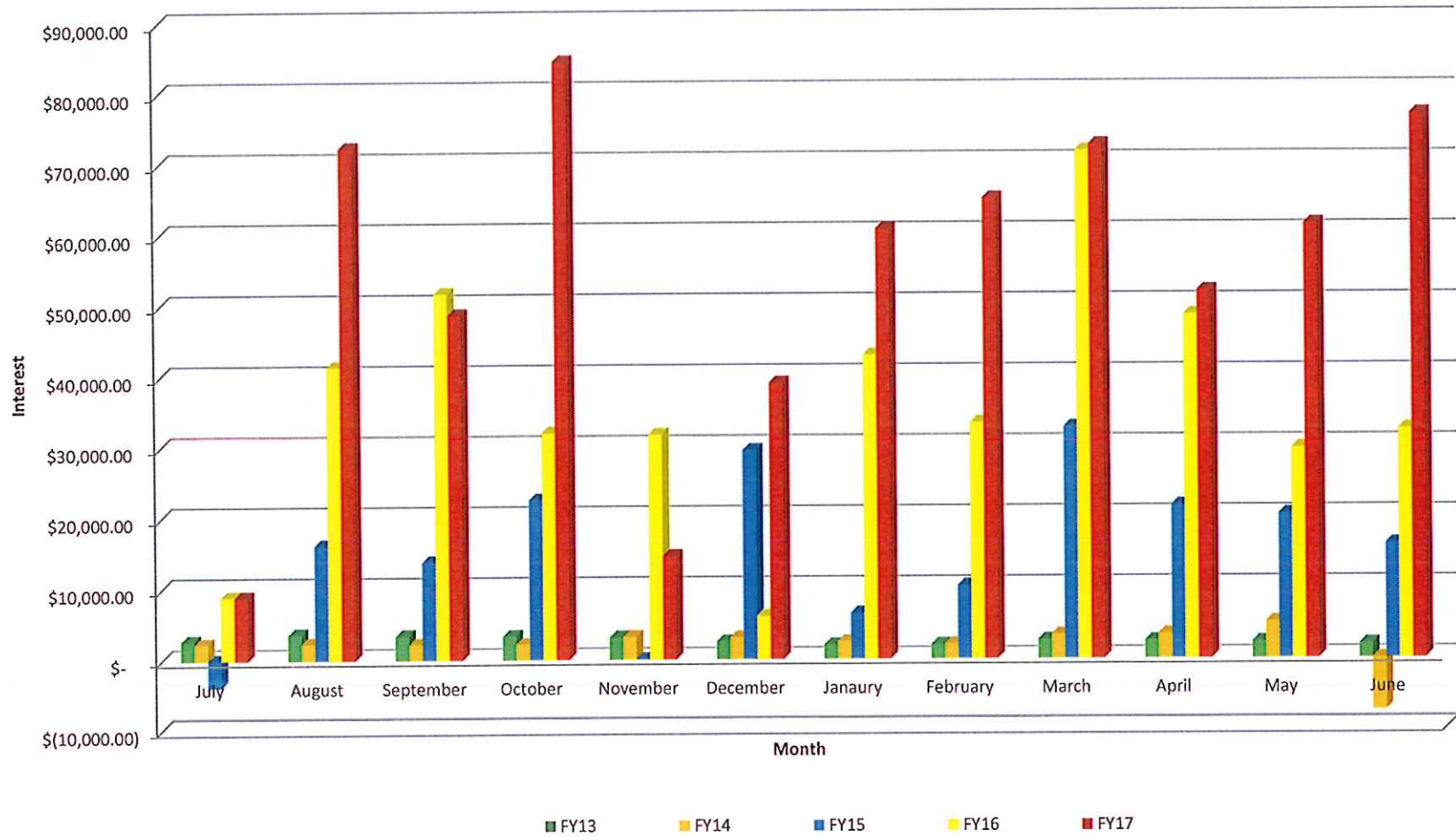
Bond quality ratings reflect Moody's or Standard and Poor's ratings. Bonds may be rated by other services. Bonds that are in default are not included. Please refer to your Portfolio Holdings section.

You are 100% invested in bonds with a bond quality of Not Rated.

Messages

Although a money market mutual fund seeks to preserve the value of your investment at \$1 per share, it is possible to lose money by investing in a money market mutual

Total Monthly Interest Earnings



Date: 7/13/17

FINANCIAL SUMMARY REPORT
Processing Month: June 2017
MEDINA CITY SCHOOL DISTRICT

Page: 1
(FINSUM)

Fnd	Sec	Description	Beginning Balance	MTD Revenues	FYTD Revenues	MTD Expenditures	FYTD Expenditures	Current Available Balance
001	0000	GENERAL FUND	37,712,097.32	1,943,758.29	73,273,878.04	7,591,223.95	71,615,141.39	39,370,833.97
002	0000	BOND RETIREMENT	1,168,689.28	.00	1,510,222.07	.00	1,413,914.79	1,264,996.56
002	9000	BOND RETIREMENT - NEW ELE	3,752,479.16	.00	4,383,900.28	.00	4,278,052.95	3,858,326.49
002	9012	LOCAL SALES TAX RETIREMEN	102,250.00	491,668.75	1,737,587.50	1,250.00	1,740,087.50	99,750.00
002	9014	CONSOLIDATION - ENERGY &	.07	.00	340,893.63	.00	340,893.70	.00
003	0000	PERMANENT IMPROVEMENT FUN	4,628.88	.00	122,000.00	.00	.00	126,628.88
003	9000	PERMANENT IMPROVEMENT FUN	989.14	.00	.00	.00	.00	989.14
003	9001	MEDINA CITY REC CENTER-PE	466,394.26	.00	138,000.00	.00	34,317.83	570,076.43
006	0000	LUNCHROOM FUND	89,701.54	254,691.25	2,391,786.00	270,788.92	2,433,426.17	48,061.37
007	9004	COLLINS SCHOLARSHIP/POST-	.97	.08	16,041.83	.00	16,000.00	42.80
007	9110	ART TRUST - GARFIELD	9,909.26	27.16	155.46	.00	.00	10,064.72
007	9111	CHARLES STANGEL SCHOLARSH	.00	.00	500.00	.00	500.00	.00
007	9333	RIOS STUDENT LEADER SCHOL	26,740.49	71.51	4,459.77	.00	5,000.00	26,200.26
007	9901	BIXLER SCHOLARSHIP FUND	125.00	.00	.00	.00	.00	125.00
008	9002	KANEHL MUSIC TRUST	27,959.58	1,013.55	1,392.69	.00	250.00	29,102.27
008	9003	RICHARD HOFFMAN COLLINS M	542,347.79	14,225.89	88,333.07	.00	23,000.00	607,680.86
008	9112	ELAINE BUSHMAN FUND	16,635.23	198.06	968.81	.00	300.00	17,304.04
009	9000	STAR	6,734.50	18.00	20,026.00	.00	25,514.50	1,246.00
009	9110	UNIFORM SUPPLIES GARFIELD	8,877.57	26.00	5,292.51	376.81	3,290.61	10,879.47
009	9120	UNIFORM SUPPLIES - CANAVA	14,346.37	251.50	9,326.50	563.36	12,848.79	10,824.08
009	9130	UNIFORM SUPPLIES - FENN	27,705.36	.00	10,919.10	.00	15,963.41	22,661.05
009	9140	UNIFORM SUPPLIES - HERITA	8,180.96	.00	9,652.36	.00	12,623.06	5,210.26
009	9160	UNIFORM SUPPLIES - BLAKE	2,404.24	35.00	13,167.60	.00	14,714.11	857.73
009	9170	UNIFORM SUPPLIES - RALPH	10,647.11	.00	15,649.50	.00	14,319.35	11,977.26
009	9180	UNIFORM SUPPLIES - ELIZA	10,770.06	73.00	10,636.94	.00	13,335.97	8,071.03
009	9200	UNIFORM SUPPLIES - CLAGGE	68,442.74	27.00	22,784.59	859.81	34,689.96	56,537.37
009	9210	UNIFORM SUPPLIES - A.I. R	19,515.85	29.00	26,083.85	1,008.49	33,417.49	12,182.21
009	9300	UNIFORM SUPPLIES - SENIOR	69,257.47	691.85	93,849.09	7,022.89	121,295.29	41,811.27
009	9304	AVIATION/PHOTOGRAPHY	3.87	.00	.00	.00	.00	3.87
014	9016	MEDINA CNTY JUV DET CNTR	93,334.19	82,887.12	252,221.52	31,450.64	289,463.53	56,092.18
014	9111	CFIT FY11	5,550.01	.00	.00	.00	.00	5,550.01
014	9115	EVOLVE FY 15	20,524.40	.00	.00	.00	20,524.40	.00
014	9116	EVOLVE FY 16	296,597.39	51,300.00	408,309.40	77,282.32	635,300.07	69,606.72
016	0000	EMERGENCY LEVY	10,664,446.47	.00	7,382,866.71	380,615.12	3,566,316.95	14,480,996.23
018	0000	PRINT SHOP	6,683.33	.00	.00	.00	.00	6,683.33
018	9000	PUBLIC SCHOOL SUPPORT - S	16.70	.00	.00	.00	.00	16.70
018	9110	PRINCIPAL'S FUND - GARFIE	33,745.23	153.69	3,332.48	3,707.55	7,034.24	30,043.47
018	9111	GARFIELD SCHOOL STORE	867.30	.00	.00	.00	.50	866.80
018	9113	GARFIELD MEDIA CENTER	645.76	.00	92.23	.00	11.23	726.76
018	9120	PRINCIPAL - CANAVAN	49,493.16	461.82	10,049.24	2,570.41	10,061.04	49,481.36
018	9122	CANAVAN SCHOOL STORE	586.69	.00	.00	.00	.00	586.69
018	9123	BOOK FAIR - CANAVAN	9,358.76	7.00-	5,296.46	251.77	9,374.64	5,280.58
018	9130	PRINCIPAL - FENN	40,148.86	411.39	16,546.23	536.00	19,538.41	37,156.68
018	9132	FENN SCHOOL STORE	907.38	.00	565.79	.00	750.10	723.07
018	9133	BOOK FAIR - FENN	8,089.98	.00	152.23	.00	7,964.74	277.47
018	9135	MEDINA SKI TEAM - DISTRIC	7,501.68	.00	3,050.00	.00	5,142.49	5,409.19

Date: 7/13/17

F I N A N C I A L S U M M A R Y R E P O R T
Processing Month: June 2017
MEDINA CITY SCHOOL DISTRICT

Page: 2
(FINSUM)

Fnd	Scc	Description	Beginning Balance	MTD Revenues	FYTD Revenues	MTD Expenditures	FYTD Expenditures	Current Available Balance
018	9140	PRINCIPAL'S FUND - HERITA	28,164.94	193.45	9,333.85	2,111.52	9,428.79	28,070.00
018	9143	HERITAGE MEDIA CENTER	15,479.53	.00	5,221.67	.00	5,326.16	15,375.04
018	9160	PRINCIPAL'S FUND - H G BL	42,919.81	2,144.00	16,684.46	2,921.29	17,595.20	42,009.07
018	9161	LEADER IN ME - BLAKE	3,656.43	2,500.00	3,737.63	.00	.00	7,394.06
018	9163	BLAKE MEDIA CENTER	16,105.84	7.76-	5,284.87	.00	4,172.44	17,218.27
018	9170	PRINCIPALS FUND - RALPH W	68,266.80	.00	20,379.64	1,717.04	14,330.55	74,315.89
018	9171	WAITE SCHOOL STORE	50.00	.00	.00	.00	.00	50.00
018	9173	MEDIA CENTER RALPH WAITE	5,248.50	.00	8,593.47	.00	8,481.06	5,360.91
018	9174	FIELD TRIPS RALPH WAITE E	11,388.97	.00	3,820.75	.00	.00	15,209.72
018	9180	PRINCIPALS FUND ELIZA NOR	39,441.68	.00	10,063.52	1,209.24	5,892.01	43,613.19
018	9181	NORTHROP ELEMENTARY SCHOO	1,719.44	.00	26.51	.00	.00	1,745.95
018	9183	MEDIA CENTER ELIZA NORTHR	6,080.59	.00	6,151.13	.00	4,529.39	7,702.33
018	9184	FIELD TRIPS ELIZA NORTHRO	146.00	.00	.00	.00	.00	146.00
018	9200	PRINCIPAL'S FUND - CLAGGE	90,721.01	129.00	18,702.68	1,614.02	24,670.71	84,752.98
018	9203	CLAGGETT M.S. MEDIA CENTE	3,474.75	42.97-	4,369.04	.00	3,335.96	4,507.83
018	9210	PRINCIPAL'S FUND - ROOT M	18,522.52	20.00	9,837.61	5,709.93	15,026.61	13,333.52
018	9211	ROOT M.S. MEDIA CENTER	8,259.28	.00	3,593.55	.00	2,814.13	9,038.70
018	9212	ROOT M.S. - WASHINGTON TR	355.00	.00	.00	.00	.00	355.00
018	9213	SPECIAL FUNDRAISER - ROOT	.00	.00	36,985.00	.00	24,353.04	12,631.96
018	9300	PRINCIPAL'S FUND - SENIOR	82,036.10	66.93-	55,411.82	38,941.88	93,635.14	43,812.78
018	9301	MEDIA CENTER FUND	1,372.80	8.00	52.00	50.00-	17.00	1,407.80
018	9302	SPECIAL FUNDRAISER - SENI	37,086.18	.00	.00	.00	.00	37,086.18
018	9303	PERFORMING ARTS	111,087.98	17,803.09	61,587.09	2,005.95	70,719.67	101,955.40
018	9304	BUZZ	12,452.52	.00	12,730.30	52.19	10,986.81	14,196.01
018	9305	FLEXIBLE CREDIT FUND	7,124.67	.00	450.00	.00	240.11	7,334.56
018	9900	INSERVICE - CENTRAL	3,702.01	.00	.00	.00	.00	3,702.01
018	9901	PUBLIC SCHOOL SUPPORT - I	10,119.35	.00	.00	.00	4,735.63	5,383.72
018	9902	INSERVICE - SUPERINTENDEN	24,720.92	.00	.00	.00	.00	24,720.92
018	9903	BOARD/STUDENT DEVELOPMENT	2,800.00	.00	.00	.00	.00	2,800.00
018	9904	WELLNESS FUND	502.00	.00	.00	.00	.00	502.00
018	9905	PUBLIC SCHOOL SUPPORT/STU	48,134.12	.00	16,000.00	.00	9,941.62	54,192.50
018	9906	COMMUNICATIONS - PUBLIC S	504.69	775.00	3,736.00	.00	2,488.50	1,752.19
018	9907	SPECIAL EDUCATION DEPARTM	.00	.00	140.00	140.00	140.00	.00
018	9910	MAINTENANCE DEPARTMENT	3,902.36	.00	.00	.00	.00	3,902.36
018	9920	TRSP FUND	2,882.18	.00	.00	.00	938.00	1,944.18
018	9930	Resource Connection	1,500.00	.00	.00	.00	.00	1,500.00
019	9000	ADAMH GRANT	.00	.00	6,000.00	.00	5,358.00	642.00
019	9017	MCDAC GRANT FY17	.00	.00	82,368.00	25,928.82-	82,368.00	.00
019	9018	LOWE'S LIGHT UP GARFIELD	48.08	.00	.00	.00	.00	48.08
019	9020	RIF PROGRAM GRANT - NORTH	400.73	.00	.00	.00	.00	400.73
019	9021	JENNINGS - BLAKE - BRYNIA	.82	.00	.00	.00	.00	.82
019	9023	PUBLIC EDUCATION LEADERSH	.01	.00	.00	.00	.00	.01
019	9029	MARTHA HOLDEN JENNINGS GR	6.82	.00	.00	.00	.00	6.82
019	9030	PERFORMANCE BASED ASSESSM	79.76	.00	.00	.00	.00	79.76
019	9031	PBA FY11	256.96	.00	.00	.00	.00	256.96
019	9113	ACS-HACH CHEMISTRY GRANT	96.34	.00	.00	.00	.00	96.34

Date: 7/13/17

F I N A N C I A L S U M M A R Y R E P O R T
Processing Month: June 2017
MEDINA CITY SCHOOL DISTRICT

Page: 3
(FINSUM)

Fnd	Scc	Description	Beginning Balance	MTD Revenues	FYTD Revenues	MTD Expenditures	FYTD Expenditures	Current Available Balance
019	9180	PPG INNOVATIVE CLASSROOM	15.31	.00	.00	.00	.00	15.31
019	9213	VIDEO CLUB GRANT - MHS	2.82	.00	.00	.00	.00	2.82
019	9313	JENNINGS - NORTHROP - MIL	13.86	.00	.00	.00	.00	13.86
019	9413	3M AND OTHER GRANT	152.03	.00	.00	.00	.00	152.03
019	9513	NEA STUDENT ACHIEVEMENT G	191.88	.00	.00	.00	.00	191.88
019	9613	FUEL UP - CONDOSTA - ROOT	1,068.05	.00	.00	576.00	576.00	492.05
019	9715	FUEL UP - BLAKE	28.57	.00	500.00	109.27	504.75	23.82
020	9001	TRANSPORTATION ENTERPRISE	50,739.50	475.22	15,953.09	8,644.32	15,395.88	51,296.71
022	9000	Unclaimed funds	20,657.98	.00	9,062.16	.00	2,259.04	27,461.10
022	9093	DIVERSION PROGRAM FED MON	1,000.00	.00	.00	.00	.00	1,000.00
022	9094	DIVERSION PROGRAM - FED.	1,000.00	.00	.00	.00	.00	1,000.00
022	9300	OH HIGH SCHOOL ATH ASSOC	396.90	.00	44,717.69	4,655.79	44,060.61	1,053.98
024	9001	MEDICAL AND DRUG/SELF INS	5,566,015.91	704,473.35	8,496,199.91	659,413.08	7,792,686.75	6,269,529.07
024	9002	DENTAL SELF INSURANCE FUN	428,655.30	54,517.05	588,755.01	54,617.33	655,778.90	361,631.41
024	9094	FLEX PRO	28,702.24	9,170.23	168,399.58	10,441.55	138,087.00	59,014.82
027	0000	WORKMANS COMP.-SELF INS	158,639.01	17,085.65	146,481.48	8,050.48	123,552.93	181,567.56
071	9013	LOCAL SALES TAX PERMANENT	2,774,714.21	.00	3,111,144.57	516,778.99	2,753,564.67	3,132,294.11
200	9110	GARFIELD STUDENT COUNCIL/	1,543.81	3.59	54.71	.00	323.21	1,275.31
200	9121	ELLA CANAVAN STUDENT COUN	797.51	2.57	379.61	.00	240.14	936.98
200	9134	FENN STUDENT BUSINESS	8.44	.02	.05	.00	.00	8.49
200	9140	STUDENT COUNCIL - HERITAG	145.43	.40	2.28	.00	.00	147.71
200	9184	NORTHROP ELEMENTARY STUDE	46.56	.13	.73	.00	.00	47.29
200	9185	K-KIDS KIWANIS ACTIVITY C	3,491.72	11.86	3,229.53	.00	2,030.86	4,690.39
200	9202	CLAGGETT MIDDLE SCH. STUD	4,873.63	9.84	3,415.28	25.00	4,868.70	3,420.21
200	9204	CLAGGETT MIDDLE SCHOOL CH	.02	.88	474.74	.00	.00	474.76
200	9205	CLAGGETT MIDDLE SCH. BUIL	1,648.77	4.71	299.99	.00	261.67	1,687.09
200	9209	CLAGGETT MIDDLE SCHOOL DR	13,490.81	41.45	6,518.39	.00	3,406.57	16,602.63
200	9251	PEP CLUB - ROOT M.S.	641.08	.00	3.26	.00	644.34	.00
200	9252	CHEERLEADERS - ROOT M.S.	39.90	.10	.62	.00	.00	40.52
200	9253	BUILDERS' CLUB - ROOT M.S	3,124.53	8.56	49.02	.00	.00	3,173.55
200	9254	HONORS ACADEMY - ROOT	.00	.00	1,357.05	.00	.00	1,357.05
200	9256	DRAMA CLUB - ROOT M.S.	2,872.46	9.59	3,984.77	.00	2,831.77	4,025.46
200	9257	ENVIRONMENTAL CLUB - ROOT	11.77	.53	182.02	.00	.00	193.79
200	9258	STUDENT COUNCIL - ROOT M.	2,810.29	6.59	1,157.12	1,075.31	1,704.67	2,262.74
200	9301	YOUNG AMERICANS FOR FREED	53.80	4.79	2,518.60	.00	.00	2,572.40
200	9302	ART CLUB	131.52	.36	2.07	.00	.00	133.59
200	9303	AMERICAN FIELD SERVICE	355.81	.98	5.58	.00	.00	361.39
200	9304	CAREER ASSOCIATION	238.50	.66	3.75	.00	.00	242.25
200	9305	CHEMCLUB	290.00	2.17	774.60	.00	334.88	729.72
200	9306	OPERATION SMILE	.00	.00	5.00	.00	.00	5.00
200	9307	CHOIR	43,170.39	939.12	25,025.19	540.00	19,294.23	48,901.35
200	9308	COMPUTER CLUB	67.77	.19	3.84	.00	.00	71.61
200	9309	IMPROVE CLUB	.00	265.50	3,770.83	3,500.65	3,500.65	270.18
200	9310	DELTA EPSILON PHI - NAT'L	.45	.00	.00	.00	.00	.45
200	9312	DRAMA CLUB	36,435.09	678.93	9,254.32	28.29	9,756.44	35,932.97
200	9315	LEADER WITHIN U	271.85	.75	4.27	.00	.00	276.12

Date: 7/13/17

F I N A N C I A L S U M M A R Y R E P O R T
Processing Month: June 2017
MEDINA CITY SCHOOL DISTRICT

Page: 4
(FINSUM)

Fnd	Scc	Description	Beginning Balance	MTD Revenues	FYTD Revenues	MTD Expenditures	FYTD Expenditures	Current Available Balance
200	9316	FRENCH CLUB	8.71	.00	.00	.00	.00	8.71
200	9318	GIRLS LEADERSHIP CLUB	2,245.31	8.61	1,787.75	.00	878.41	3,154.65
200	9321	KEY CLUB	18,397.17	64.78	17,869.61	877.70	9,858.66	26,408.12
200	9323	MEDINAMITE	677.24	1.33	391.00	425.00	656.99	411.25
200	9324	MEDINIAN	17,957.73	69.07	14,813.75	1,005.00	7,347.02	25,424.46
200	9325	MHS BAND	22,133.13	692.85	10,057.09	145.60	10,165.30	22,024.92
200	9326	NATIONAL HONOR SOCIETY	6,363.12	22.44	3,351.24	.00	503.00	9,211.36
200	9327	ORCHESTRA	20,288.76	67.45	3,156.10	279.20	1,895.70	21,549.16
200	9330	SCIENCE OLYMPIAD CLUB	134.41	.37	2.10	.00	.00	136.51
200	9331	SKI CLUB	2.87	.01	.03	.00	.00	2.90
200	9332	SPANISH CLUB	6,707.94	23.12	5,741.30	.00	3,936.66	8,512.58
200	9333	STUDENT COUNCIL	37,553.60	113.87	39,685.26	294.68	37,485.33	39,753.53
200	9334	WORK STUDY CLUB	5,216.12	14.30	81.82	.00	.00	5,297.94
200	9335	LATIN CLUB	1,730.05	5.99	4,696.72	.00	4,766.24	1,660.53
200	9336	INTERACT ORGANIZATION	1,582.87	4.34	24.82	.00	.00	1,607.69
200	9337	AMERICAN SIGN LANGUAGE CL	94.40	.45	132.27	.00	60.53	166.14
200	9339	SPEECH/DEBATE CLUB	13,031.75	46.74	32,435.28	.00	26,834.92	18,632.11
200	9340	S. A. D. D.	921.81	4.25	807.50	.00	175.32	1,553.99
200	9345	INTERNATIONAL CLUB	4,703.71	12.90	73.78	.00	.00	4,777.49
200	9346	PENGUIN BOWL/NOSB	4.42	.69	252.67	.00	.00	257.09
200	9350	TECHNOLOGY CLUB	500.57	.58	972.99	.00	1,348.84	124.72
200	9351	THE JUNIOR STATESMEN OF A	1,171.92	3.21	18.40	.00	.00	1,190.32
200	9352	VIDEO CLUB - SR HI	7,415.10	1,373.75	2,375.65	.00	2,878.50	6,912.25
200	9353	CHINESE CLUB	615.00	2.10	320.29	.00	204.98	730.31
200	9355	GENDER AND SEXUALITY ALLI	892.90	3.28	693.50	.00	305.48	1,280.92
200	9380	V O F T	37,882.99	89.80	15,515.80	375.53	21,757.63	31,641.16
200	9416	CLASS OF 2016	2,562.68	6.62	37.89	.00	147.58	2,452.99
200	9417	CLASS OF 2017	7,127.47	12.40	3,970.22	564.70	7,026.11	4,071.58
200	9418	CLASS OF 2018	4,171.26	61.96	43,859.54	2,572.05	24,847.24	23,183.56
200	9419	CLASS OF 2019	2,492.78	10.76	1,585.59	.00	93.62	3,984.75
200	9420	CLASS OF 2020	.00	5.56	2,128.56	.00	103.36	2,025.20
200	9999	GENERIC STUDENT ACTIV. FD	.01	.00	.00	.00	.00	.01
300	0000	ATHLETIC FUND	230,620.84	28,767.00	343,549.55	3,744.26	379,124.92	195,045.47
300	9110	GARFIELD FIELD TRIPS	.00	3,035.00	4,350.00	.00	4,350.00	.00
300	9120	CANAVAN FIELD TRIP	.00	1,206.87	7,516.97	5,725.00	7,516.97	.00
300	9121	WORLD WATCHER'S CLUB	7,362.04	.00	.00	.00	.00	7,362.04
300	9130	FENN FIELD TRIPS	.00	.00	5,700.00	.00	5,700.00	.00
300	9140	HERITAGE FIELD TRIPS	.00	.00	4,133.60	.00	4,133.60	.00
300	9160	BLAKE FIELD TRIPS	.00	.00	6,545.00	6,275.00	6,375.00	170.00
300	9170	WAITE FIELD TRIPS	.00	.00	8,772.00	.00	7,500.00	1,272.00
300	9180	NORTHROP FIELD TRIPS	.00	.00	8,024.89	4,952.00	7,755.22	269.67
300	9201	CLAGGETT MIDDLE SCH. BAND	33,086.59	.00	24,430.50	6,632.06	31,221.97	26,295.12
300	9202	CLAGGETT MIDDLE SCH. ORCH	223.00	.00	35.00	.00	.00	258.00
300	9203	CLAGGETT MIDDLE SCHOOL LI	370.00	.00	.00	.00	.00	370.00
300	9204	CLAGGETT M.S. CHOIR FUND	634.10	.00	.00	.00	.00	634.10
300	9208	CLAGGETT - 6TH GRADE TRIP	16,875.76	100.00	111,489.83	.00	100,525.64	27,839.95

Date: 7/13/17

F I N A N C I A L S U M M A R Y R E P O R T
Processing Month: June 2017
MEDINA CITY SCHOOL DISTRICT

Page: 5
(FINSUM)

Fnd	Scd	Description	Beginning Balance	MTD Revenues	FYTD Revenues	MTD Expenditures	FYTD Expenditures	Current Available Balance
300	9250	ROOT M.S. BAND FUND	20,601.72	.00	13,468.00	751.50	16,798.96	17,270.76
300	9251	ROOT M.S. ORCHESTRA FUND	923.15	.00	305.00	.00	.00	1,228.15
300	9252	ROOT M.S. CHOIR FUND	3,270.15	.00	.00	.00	.00	3,270.15
300	9253	ROOT M.S. BEEHIVE	185.44	.00	657.79	190.36	435.96	407.27
300	9258	ROOT - DISTRICT SUPERVISE	100,628.78	54.25	111,783.28	1,607.75	113,282.60	99,129.46
300	9259	ROOT DANCE TEAM	528.00	.00	.00	.00	.00	528.00
300	9302	MENS VOLLEYBALL	5,764.98	261.93	6,847.23	2,000.00	4,310.00	8,302.21
300	9303	HUDDLE/SHUDDLE	1,499.99	.00	1,430.00	312.21	1,427.68	1,502.31
300	9304	LINK CREW	4,001.73	.00	2,863.00	.00	2,854.33	4,010.40
300	9305	MHS DANCE TEAM	1,100.54	.00	1,088.50	.00	738.50	1,450.54
300	9313	DRAMA/MUSICAL	22,193.65	.00	8,137.90	.00	18,344.38	11,987.17
300	9325	MHS BAND TRIP	9,300.98	.00	.00	.00	1,446.86	7,854.12
300	9334	BEEHIVE CAFE	19,753.77	52.06	21,381.04	469.58	22,693.45	18,441.36
300	9380	V O F T	640.58	.00	.00	.00	.00	640.58
300	9390	GLOBAL TRIPS	.00	.00	1,080.00	.00	1,080.00	.00
401	9000	ST FRANCIS - MOBILE UNIT	.00	.00	254,658.73	.00	254,658.73	.00
401	9016	AUXILIARY FUNDS/ST FRANCI	72,853.82	.00	.00	.00	65,406.27	7,447.55
401	9017	AUXILIARY FUNDS/ST FRANCI	.00	3,665.01	390,711.45	55,193.99	330,879.97	59,831.48
401	9026	AUX FUNDS NURTURY	6,163.05	.00	.00	.00	509.00	5,654.05
401	9027	AUX FUNDS NURTURY	.00	8.35	13,964.31	5,512.93	12,597.32	1,366.99
401	9036	AUX FUNDS MCA	30,788.77	.00	.00	.00	28,228.70	2,560.07
401	9037	AUX FUNDS MCA	.00	71.68	139,984.41	7,901.49	105,694.20	34,290.21
401	9046	AUX FUNDS KIDS COUNTRY	8,134.86	.00	.00	159.99	6,900.62	1,234.24
401	9047	AUX FUNDS KIDS COUNTRY	.00	15.13	13,107.30	6,929.44	6,929.44	6,177.86
401	9066	SM WONDERS	1,644.12	.00	.00	.00	.00	1,644.12
432	9097	MANAGE. INFO. SYS. FUND	.80	.00	.00	.00	.00	.80
450	9008	SCHOOLNET PLUS FY2008: GR	1.00	.00	.00	.00	.00	1.00
451	9013	CONNECTIVITY 2013	800.00	.00	.00	.00	.00	800.00
451	9017	CONNECTIVITY FY17	.00	.00	19,800.00	1,546.00	19,800.00	.00
452	9008	SCHOOLNET PROFESSIONAL DE	66.15	.00	.00	.00	.00	66.15
463	9017	ALT ED	.00	.00	40,688.56	.00	40,469.08	219.48
499	9012	INTERN PSYCH FY12	45.81	.00	.00	.00	.00	45.81
499	9013	INTERN PSYCH FY13	39.97	.00	.00	.00	.00	39.97
499	9024	LOCAL GOVERNMENT INNOVATI	7,750.00	.00	.00	.00	.00	7,750.00
499	9039	INTERN PSYCHOLOGIST GRANT	2.20	.00	.00	.00	.00	2.20
499	9112	E-TECH BLENDED LEARNING G	321.71	.00	.00	.00	.00	321.71
506	9014	RESIDENT EDUCATOR GRANT	950.00	.00	.00	.00	.00	950.00
516	9015	TITLE VI-B	2,690.82	.00	.00	.00	.00	2,690.82
516	9016	TITLE VI-B	115,909.61	.00	200,227.51	280.00-	315,907.22	229.90
516	9017	TITLE VI-B	.00	188,473.38	1,359,465.21	164,640.13	1,355,538.42	3,926.79
551	9117	TITLE III LEP	.00	200.00	11,219.47	.00	11,219.47	.00
572	9016	TITLE I	70,036.18	.00	78,400.77	.00	148,436.95	.00
572	9017	TITLE I	.00	120,698.77	534,989.78	69,443.10	493,273.88	41,715.90
572	9116	TITLE I-D	10,650.20	.00	18,943.48	.00	29,590.85	2.83
572	9117	TITLE I-D	.00	82,406.76	130,714.50	40,233.75	98,800.03	31,914.47
587	9016	PRESCHOOL	1,827.00	.00	3,161.06	.00	4,988.06	.00

Date: 7/13/17

FINANCIAL SUMMARY REPORT
Processing Month: June 2017
MEDINA CITY SCHOOL DISTRICT

Page: 6
(FINSUM)

Fnd	Scs	Description	Beginning Balance	MTD Revenues	FYTD Revenues	MTD Expenditures	FYTD Expenditures	Current Available Balance
587	9017	PRESCHOOL	.00	8,106.42	31,136.03	2,968.44	26,474.41	4,661.62
590	9016	TITLE II-A	9,110.54	.00	27,715.75	.00	36,826.29	.00
590	9017	TITLE II-A	.00	7,746.32	120,455.20	2,935.00	116,735.37	3,719.83
599	9016	CHILD NUTRITION SCHOOL EQ	.00	.00	6,500.00	.00	6,500.00	.00
Grand Total All Funds			66,309,645.53	4,100,776.07	109671,211.90	10,064,791.78	103188,826.14	72792,031.29
Total Invested Funds			.00					

Date: 7/13/2017

C H E C K R E G I S T E R
Processing Month: June 2017
MEDINA CITY SCHOOL DISTRICT

Page: 1
(CHKREG)

Check#	Check Date	Org Sta	Vendor Paid	Check Amount	Status Date
007715	06/02/2017	M/M	MEMO MET LIFE INSURANCE	4,621.27	
007716	06/02/2017	M/M	OHIO DEPT OF ED - MEMO CK	123,092.85	
007717	06/08/2017	M/M	MEMO MET LIFE INSURANCE	54,617.33	
007718	06/01/2017	M/M	MEMO - MEDICAL MUTUAL	81,391.53	
007719	06/06/2017	M/M	MEMO - MEDICAL MUTUAL	146,931.06	
007720	06/13/2017	M/M	MEMO - MEDICAL MUTUAL	204,969.21	
007721	06/02/2017	M/M	MEMO --S T R S	73,828.86	
007722	06/02/2017	M/M	MEMO --S E R S	3,909.81	
007723	06/02/2017	M/M	MEMO -MEDINA CITY SCHOOLS	308,727.84	
007724	06/02/2017	M/M	MEMO - HUNTINGTON NAT'L BANK	29,851.74	
007725	06/02/2017	M/M	MEMO - BUREAU WORK COMP	5,827.33	
007726	06/13/2017	M/M	GORDON FOOD SERVICE	6,076.30	
007727	06/13/2017	M/M	GORDON FOOD SERVICE	761.26	
007728	06/16/2017	M/M	MEMO --S T R S	75,969.48	
007729	06/16/2017	M/M	MEMO --S E R S	3,346.88	
007730	06/16/2017	M/M	MEMO -MEDINA CITY SCHOOLS	308,349.10	
007731	06/16/2017	M/M	MEMO - HUNTINGTON NAT'L BANK	28,781.62	
007732	06/16/2017	M/M	MEMO - BUREAU WORK COMP	5,901.96	
007733	06/20/2017	M/M	MEMO - MEDICAL MUTUAL	128,536.98	
007734	06/20/2017	M/M	MEMO - U.S. BANK PURCHASE CARD	36,067.12	
007735	06/18/2017	T/T	MEMO -MEDINA CITY SCHOOLS	3,035.00	
007736	06/18/2017	T/T	MEMO -MEDINA CITY SCHOOLS	1,206.87	
007737	06/18/2017	T/T	MEMO -MEDINA CITY SCHOOLS	8,150.86	
007738	06/18/2017	T/T	MEMO -MEDINA CITY SCHOOLS	491,668.75	
007739	06/16/2017	M/M	OHIO DEPT OF ED - MEMO CK	137,117.09	
007740	06/18/2017	T/T	MEMO -MEDINA CITY SCHOOLS	170,900.00	
007741	06/18/2017	T/T	MEMO -MEDINA CITY SCHOOLS	70,538.82	
007742	06/18/2017	T/T	MEMO -MEDINA CITY SCHOOLS	77,537.43	
007743	06/18/2017	T/T	MEMO -MEDINA CITY SCHOOLS	71,181.19	
007744	06/18/2017	T/T	MEMO -MEDINA CITY SCHOOLS	5,572.31	
007745	06/18/2017	T/T	MEMO -MEDINA CITY SCHOOLS	784.83	
007746	06/18/2017	T/T	MEMO -MEDINA CITY SCHOOLS	26,000.00	
007747	06/18/2017	T/T	MEMO -MEDINA CITY SCHOOLS	100,454.81	
007748	06/30/2017	M/M	MEMO --S T R S	86,286.72	
007749	06/30/2017	M/M	MEMO --S E R S	3,522.60	
007750	06/30/2017	M/M	MEMO -MEDINA CITY SCHOOLS	1,342.71	
007751	06/30/2017	M/M	MEMO - HUNTINGTON NAT'L BANK	27,232.01	
007752	06/30/2017	M/M	MEMO - BUREAU WORK COMP	5,356.36	
007753	06/27/2017	M/M	MEMO - MEDICAL MUTUAL	97,584.30	
007754	06/22/2017	M/M	ARBITERPAY	1,000.00	
007755	06/23/2017	M/M	SYSCO CLEVELAND INC	16,797.47	
007756	06/23/2017	M/M	SYSCO CLEVELAND INC	1,125.28	
007757	06/30/2017	M/M	STRS	447,090.00	
007758	06/30/2017	M/M	SERS - MEMO	105,454.14	
007759	06/30/2017	M/M	MEMO - P & A ADMINISTRATIVE	10,441.55	
007760	06/30/2017	M/M	MEMO - BUREAU WORK COMP	1,211.44	
617699	06/08/2017	W/R	COLLEGE BOARD	36,900.00	06/30/2017
617700	06/08/2017	W/R	DAWN CIPRO	223.17	06/12/2017
617701	06/08/2017	W/R	KAREN PLATZ	154.67	06/22/2017
617702	06/08/2017	W/R	KAROLINE BALAS	170.30	06/12/2017
617703	06/08/2017	W/R	LILLIAN SELVA	55.43	06/12/2017
617704	06/13/2017	W/R	ABC THERAPY, LTD	17,305.00	06/14/2017

Date: 7/13/2017

C H E C K R E G I S T E R
Processing Month: June 2017
MEDINA CITY SCHOOL DISTRICT

Page: 2
(CHKREG)

Check#	Check Date	Org Sta	Vendor Paid	Check Amount	Status Date
617705	06/13/2017	W/R	AIR RITE INC	528.12	06/19/2017
617706	06/13/2017	W/R	AIRGAS USA, LLC	36.63	06/21/2017
617707	06/13/2017	W/R	AKRON BEARING COMPANY, INC.	454.03	06/19/2017
617708	06/13/2017	W/R	AKRON CHILDRENS HOSPITAL	24,767.03	06/22/2017
617709	06/13/2017	W/R	ALBRIGHT SECURITY CENTER, INC.	9.00	06/22/2017
617710	06/13/2017	W/R	ALLIED EQUIPMENT COMPANY	70.01	06/19/2017
617711	06/13/2017	W/R	ANDREW BRENNER	133.11	06/14/2017
617712	06/13/2017	W/R	APPLIED MAINTENANCE SUPPLIES	257.76	06/19/2017
617713	06/13/2017	W/R	ARAMARK SERVICES, INC	1,500.00	06/20/2017
617714	06/13/2017	W/R	ARDENT PIANO	910.00	06/29/2017
617715	06/13/2017	W/R	ARMSTRONG	497.19	06/21/2017
617716	06/13/2017	W/R	ARMSTRONG CABLE	204.90	06/21/2017
617717	06/13/2017	W/R	ARROW UNIFORM	712.19	06/20/2017
617718	06/13/2017	W/R	ASCD	59.00	06/22/2017
617719	06/13/2017	W/R	B & B TROPHIES & AWARDS	1,870.70	06/21/2017
617720	06/13/2017	W/R	BAKER & TAYLOR COMPANY	52.97	06/20/2017
617721	06/13/2017	W/R	BARNES & NOBLE BOOKSELLERS,	495.30	06/22/2017
617722	06/13/2017	W/R	BARNES & NOBLE EDUCATION, INC	53.45	06/20/2017
617723	06/13/2017	W/W	BAY SOCCER CLUB INC	240.00	
617724	06/13/2017	W/R	BILL TURNER	18.50	06/14/2017
617725	06/13/2017	W/R	BLICK ART MATERIALS LLC	379.97	06/20/2017
617726	06/13/2017	W/R	BOBBIE FOY	20.76	06/14/2017
617727	06/13/2017	W/R	BOOKSOURCE	1,010.08	06/20/2017
617728	06/13/2017	W/R	DAIRYMENS	776.87	06/20/2017
617729	06/13/2017	W/R	BOYERT'S GREENHOUSE	30.86	06/21/2017
617730	06/13/2017	W/R	BRETT SMITH	174.44	06/14/2017
617731	06/13/2017	W/R	BRIGHT IDEAS PRESS, LLC	14,219.15	06/19/2017
617732	06/13/2017	W/R	BUEHLER'S MARKETS	48.58	06/19/2017
617733	06/13/2017	W/R	C MARTIN TRUCKING	1,262.02	06/29/2017
617734	06/13/2017	W/R	CAPP USA, INC.	334.94	06/22/2017
617735	06/13/2017	W/R	CARDINAL BUS SALES &	748.90	06/19/2017
617736	06/13/2017	W/R	CAROLINA BIOLOGICAL SUPPLY CO.	1,569.71	06/20/2017
617737	06/13/2017	W/R	DOMINIC'S PIZZA	402.48	06/20/2017
617738	06/13/2017	W/R	CAMP CHRISTOPHER	11,650.00	06/30/2017
617739	06/13/2017	W/R	CENTERRA CO-OP	15,742.96	06/21/2017
617740	06/13/2017	W/R	CENTRAL INSTRUMENT CO.	322.08	06/19/2017
617741	06/13/2017	W/R	CHANEY ELECTRONICS	281.65	06/21/2017
617742	06/13/2017	W/R	CHESS HOUSE LLC	214.50	06/29/2017
617743	06/13/2017	W/R	CHRISTINA HAMMAN	257.87	06/14/2017
617744	06/13/2017	W/R	CHRONICLE TELEGRAM	823.72	06/19/2017
617745	06/13/2017	W/R	CINTAS FIRST AID & SAFETY	127.16	06/20/2017
617746	06/13/2017	W/R	CINTAS CORPORATION	175.00	06/21/2017
617747	06/13/2017	W/R	CITY OF MEDINA	13,984.95	06/19/2017
617748	06/13/2017	W/R	CLEVELAND CLINIC ATWORK	2,410.00	06/22/2017
617749	06/13/2017	W/R	CLOVERLEAF LOCAL SCHOOLS	140.00	06/19/2017
617750	06/13/2017	W/R	COMDOC, INC.	204.90	06/20/2017
617751	06/13/2017	W/R	CRITCHFIELD, CRITCHFIELD	120.00	06/19/2017
617752	06/13/2017	W/R	CROSS THREAD SOLUTIONS LLC	107.12	06/19/2017
617753	06/13/2017	W/R	CROWN TROPHY OF MEDINA	1,672.80	06/20/2017
617754	06/13/2017	W/R	DAVID M CHAMBERS	346.89	06/14/2017
617755	06/13/2017	W/R	DEMCO, INC.	893.05	06/29/2017
617756	06/13/2017	W/W	DEREK CROOKS	90.00	

Date: 7/13/2017

C H E C K R E G I S T E R
Processing Month: June 2017
MEDINA CITY SCHOOL DISTRICT

Page: 3
(CHKREG)

Check#	Check Date	Org Sta	Vendor Paid	Check Amount	Status Date
617757	06/13/2017	W/R	DMO FOOD EQUIPMENT	3,133.76	06/19/2017
617758	06/13/2017	W/R	DYNACAL, LLC	3,360.00	06/20/2017
617759	06/13/2017	W/R	EASY GRAPHICS CORP	22,076.00	06/19/2017
617760	06/13/2017	W/R	ENTERPRISE FLEET MGMT INC.	9,110.24	06/20/2017
617761	06/13/2017	W/R	ESC OF MEDINA COUNTY	3,192.00	06/19/2017
617762	06/13/2017	W/R	FASTENAL COMPANY	9.73	06/20/2017
617763	06/13/2017	W/R	FIRST RATE SERVICE LLC	1,551.10	06/20/2017
617764	06/13/2017	W/R	FLINN SCIENTIFIC, INC.	1,836.89	06/20/2017
617765	06/13/2017	W/R	FRAN SCHOEN	7,840.00	06/22/2017
617766	06/13/2017	W/R	FREY SCIENTIFIC	50.23	06/19/2017
617767	06/13/2017	W/R	FRONTIER	664.13	06/21/2017
617768	06/13/2017	W/R	FUN AND FUNCTION LLC	152.33	06/21/2017
617769	06/13/2017	W/R	GEAUGA COUNTY EDUCATIONAL	3,689.41	06/19/2017
617770	06/13/2017	W/R	NAPA AUTOMOTIVE PARTS & SERVIC	841.36	06/20/2017
617771	06/13/2017	W/R	GORDON FOOD SERVICE	151.55	06/20/2017
617772	06/13/2017	W/R	GRAINGER SUPPLY CO	605.27	06/21/2017
617773	06/13/2017	W/R	GREATER MEDINA CHAMBER	54.00	06/22/2017
617774	06/13/2017	W/R	HARPLEY CS LLC	1,200.00	06/14/2017
617775	06/13/2017	W/R	HEALTHCARE BILLING SERVICES	1,187.97	06/19/2017
617776	06/13/2017	W/R	HOUGHTON MIFFLIN	358.20	06/19/2017
617777	06/13/2017	W/R	HOUSE OF FLOWERS & GIFTS LLC	48.00	06/30/2017
617778	06/13/2017	W/R	ICANDI GRAPHICS	552.90	06/22/2017
617779	06/13/2017	W/R	IMPACT GROUP	1,200.00	06/29/2017
617780	06/13/2017	W/R	JILL PARADISE	142.38	06/14/2017
617781	06/13/2017	W/R	JOHN LEATHERMAN	109.52	06/14/2017
617782	06/13/2017	W/R	JOHN R GREEN	648.11	06/20/2017
617783	06/13/2017	W/R	JOHNSTONE SUPPLY INC.	50.60	06/19/2017
617784	06/13/2017	W/R	JOSTEN'S INC	63.01	06/20/2017
617785	06/13/2017	W/R	JULIE MCCABE	113.10	06/14/2017
617786	06/13/2017	W/W	JULIE WILLIAMS	1,856.25	
617787	06/13/2017	W/R	JW PEPPER & SON, INC.	525.95	06/21/2017
617788	06/13/2017	W/R	KALAHARI RESORT & CONV CENTER	254.66	06/21/2017
617789	06/13/2017	W/R	KAREN KASE	598.82	06/21/2017
617790	06/13/2017	W/R	KAROLINE BALAS	23.94	06/14/2017
617791	06/13/2017	W/R	KELE, INC.	97.42	06/20/2017
617792	06/13/2017	W/R	KIMBERLEIGH BERGEN	28.78	06/14/2017
617793	06/13/2017	W/R	KOKOSING MATERIALS, INC.	349.00	06/19/2017
617794	06/13/2017	W/R	KYLE BALAS	8.40	06/15/2017
617795	06/13/2017	W/R	LANGUAGE LEARNING ASSOCIATES	13,882.50	06/14/2017
617796	06/13/2017	W/R	LEGO EDUCATION	505.58	06/19/2017
617797	06/13/2017	W/R	LIFETOUCH NATIONAL SCHOOLS	153.00	06/21/2017
617798	06/13/2017	W/R	LISA KAISER	76.23	06/14/2017
617799	06/13/2017	W/R	LORI S KELLY	1,311.50	06/14/2017
617800	06/13/2017	W/R	MACIE PUBLISHING COMPANY	27.80	06/20/2017
617801	06/13/2017	W/R	MARCELA NICOLAE	2,000.00	06/22/2017
617802	06/13/2017	W/R	MARCO'S PIZZA, INC	124.34	06/20/2017
617803	06/13/2017	W/R	MASTER TEACHER	74.68	06/20/2017
617804	06/13/2017	W/R	MCGRAW-HILL SCHOOL EDU. LLC	663.66	06/20/2017
617805	06/13/2017	W/R	MCS FOOD SERVICE DEPT.	3,428.77	06/19/2017
617806	06/13/2017	W/R	MEDINA CITY SCHOOLS	33,136.13	06/19/2017
617807	06/13/2017	W/R	MEDINA COUNTY BOARD OF	14,901.48	06/20/2017
617808	06/13/2017	W/R	MEDINA COUNTY SANITARY	12,602.37	06/20/2017

Date: 7/13/2017

C H E C K R E G I S T E R
Processing Month: June 2017
MEDINA CITY SCHOOL DISTRICT

Page: 4
(CHKREG)

Check#	Check Date	Org Sta	Vendor Paid	Check Amount	Status Date
617809	06/13/2017	W/R	MEDINA HARDWARE, INC	292.10	06/20/2017
617810	06/13/2017	W/R	MEDINA TRACTOR SALES	30.05	06/19/2017
617811	06/13/2017	W/R	MIDLAND HARDWARE COMPANY	238.80	06/19/2017
617812	06/13/2017	W/R	MONTVILLE POLICE DEPARTMENT	22,389.38	06/29/2017
617813	06/13/2017	W/R	MUSIC IN MOTION	131.84	06/22/2017
617814	06/13/2017	W/R	MUSIC THERAPY ENRICHMENT	875.00	06/21/2017
617815	06/13/2017	W/R	NE DISTRICT ATHLETIC BOARD	31.73	06/20/2017
617816	06/13/2017	W/R	NEOLA INC.	1,270.54	06/21/2017
617817	06/13/2017	W/R	NICHOLAS CERIMELE	17.34	06/14/2017
617818	06/13/2017	W/R	NICKLES BAKERY	167.25	06/20/2017
617819	06/13/2017	W/W	OHIO ASSOC OF STUDENT COUNCILS	525.00	
617820	06/13/2017	W/R	OHIO DEPT OF JOB &	1,639.50	06/21/2017
617821	06/13/2017	W/R	OHIO EDISON COMPANY	26,934.32	06/19/2017
617822	06/13/2017	W/R	OHM ADVISORS	13,000.00	06/22/2017
617823	06/13/2017	W/R	OHIO HIGH SCHOOL ATHLETIC ASSN	1,826.00	06/30/2017
617824	06/13/2017	W/R	OIAAA	350.00	06/29/2017
617825	06/13/2017	W/R	OTICON INC	861.50	06/19/2017
617826	06/13/2017	W/R	OUR ZOO TO YOU	100.00	06/29/2017
617827	06/13/2017	W/R	PALOS SPORTS, INC.	597.00	06/21/2017
617828	06/13/2017	W/R	PEARSON PRENTICE HALL	1,331.53	06/20/2017
617829	06/13/2017	W/R	PEARSON EDUCATION, INC.	18,935.15	06/20/2017
617830	06/13/2017	W/R	PENDER'S MUSIC COMPANY	37.90	06/20/2017
617831	06/13/2017	W/R	PIONEER VALLEY BOOKS	5,838.00	06/20/2017
617832	06/13/2017	W/R	PITNEY BOWES INC	2,155.30	06/20/2017
617833	06/13/2017	W/R	US POSTAL SERVICE	376.00	06/19/2017
617834	06/13/2017	W/R	POWER OF THE PEN	530.00	06/29/2017
617835	06/13/2017	W/W	PROFESSIONAL SPORTS FIELD	3,000.00	
617836	06/13/2017	W/W	PROJECT LEARN OF MEDINA COUNTY	3,500.65	
617837	06/13/2017	W/R	PUBLIC FINANCE RESOURCES INC	495.00	06/21/2017
617838	06/13/2017	W/R	QUILL CORPORATION	319.90	06/22/2017
617839	06/13/2017	W/R	REDTREE INVESTMENT GROUP	1,503.90	06/19/2017
617840	06/13/2017	W/R	REINHARDT SUPPLY COMPANY	2,855.75	06/20/2017
617841	06/13/2017	W/R	RJ VERNAK REFRIGERATION	628.50	06/19/2017
617842	06/13/2017	W/R	RYDIN DECAL	947.25	06/21/2017
617843	06/13/2017	W/R	S & S WORLDWIDE INC	74.24	06/20/2017
617844	06/13/2017	W/R	SAMUEL FRENCH, INC.	28.29	06/29/2017
617845	06/13/2017	W/R	SC STRATEGIC SOLUTIONS LLC	240.00	06/22/2017
617846	06/13/2017	W/R	SCHOLASTIC READING CLUB	912.00	06/21/2017
617847	06/13/2017	W/R	SCHOOL SPECIALTY, INC	2,647.55	06/19/2017
617848	06/13/2017	W/R	SCOTT SCRIVEN LLP	140.00	06/22/2017
617849	06/13/2017	W/R	SHAR PRODUCTS CO.	168.53	06/19/2017
617850	06/13/2017	W/R	SHARON OLTERSDORF	97.05	06/14/2017
617851	06/13/2017	W/R	SHAWNEE STATE UNIVERSITY	925.00	06/22/2017
617852	06/13/2017	W/R	SHAYNA SAMOSKY	51.31	06/14/2017
617853	06/13/2017	W/R	SHELLY JANSEN	187.79	06/14/2017
617854	06/13/2017	W/R	SHERWIN WILLIAMS COMPANY	7.98	06/20/2017
617855	06/13/2017	W/R	SMETZER'S TIRE CENTER, INC.	78.90	06/20/2017
617856	06/13/2017	W/R	SOLUTIONS BEHAVIORAL	24,341.72	06/19/2017
617857	06/13/2017	W/R	SPORTSWORLD	2,442.50	06/21/2017
617858	06/13/2017	W/R	STAPLES BUSINESS ADVANTAGE	78.94	06/19/2017
617859	06/13/2017	W/R	STU-ART SUPPLIES	302.90	06/21/2017
617860	06/13/2017	W/R	SUMMER REINFORCEMENT	11,200.00	06/19/2017

Date: 7/13/2017

C H E C K R E G I S T E R
Processing Month: June 2017
MEDINA CITY SCHOOL DISTRICT

Page: 5
(CHKREG)

Check#	Check Date	Org Sta	Vendor Paid	Check Amount	Status Date
617861	06/13/2017	W/R	SUPERIOR-SPEEDIE PORTABLE	148.00	06/29/2017
617862	06/13/2017	W/R	SWEETWATER SOUND, INC.	343.01	06/19/2017
617863	06/13/2017	W/R	TALBERT'S COMMERCIAL PRODUCTS	3,486.05	06/19/2017
617864	06/13/2017	W/R	TARA BAIRAS	50.11	06/14/2017
617865	06/13/2017	W/R	TECHNOLOGY ENGINEERING	15,691.75	06/14/2017
617866	06/13/2017	W/R	TERI LEWIS	45.31	06/14/2017
617867	06/13/2017	W/R	TEXTHELP INC	1,500.00	06/29/2017
617868	06/13/2017	W/R	THE BANK OF NEW YORK MELLON	1,250.00	06/19/2017
617869	06/13/2017	W/R	THE MISSING PIECE LLC	637.50	06/22/2017
617870	06/13/2017	W/R	TODD HODKEY	358.80	06/14/2017
617871	06/13/2017	W/R	TREE MAINTENANCE SERVICE INC	350.00	06/20/2017
617872	06/13/2017	W/R	TRI-C PUBLICATIONS, INC.	532.00	06/22/2017
617873	06/13/2017	W/R	UNITED ART & EDUCATION SUPPLY	30.41	06/19/2017
617874	06/13/2017	W/W	UNIVERSITY OF AKRON	8,245.71	
617875	06/13/2017	W/R	USA CUSTOM APPAREL LLC	1,239.00	06/22/2017
617876	06/13/2017	W/R	VERIZON WIRELESS	381.08	06/21/2017
617877	06/13/2017	W/R	HALE FARM & VILLAGE	402.00	06/20/2017
617878	06/13/2017	W/R	WOLFF BROS. SUPPLY, INC.	458.64	06/19/2017
617879	06/13/2017	W/W	WOODRIDGE LOCAL SCHOOLS	200.00	
617880	06/13/2017	W/R	WOODSY'S MUSIC	10.00	06/20/2017
617881	06/13/2017	W/R	ZINKAN ENTERPRISES, INC.	289.47	06/19/2017
617882	06/20/2017	W/R	4IMPRINT INC	183.30	06/29/2017
617883	06/20/2017	W/W	ADVANCE AUTO PARTS	413.42	
617884	06/20/2017	W/W	AKRON CHILDRENS HOSPITAL	300.00	
617885	06/20/2017	W/W	ALBRIGHT SECURITY CENTER, INC.	41.50	
617886	06/20/2017	W/W	ANDERSON LANDSCAPING INC	1,750.00	
617887	06/20/2017	W/R	APOLLO PEST CONTROL COMPANY	628.00	06/29/2017
617888	06/20/2017	W/R	ARROW UNIFORM	1,424.38	06/29/2017
617889	06/20/2017	W/R	BARB DIMARINO	10.40	06/20/2017
617890	06/20/2017	W/R	BASA	934.22	06/29/2017
617891	06/20/2017	W/R	BOOKSOURCE	560.85	06/29/2017
617892	06/20/2017	W/R	BSN SPORTS LLC	442.98	06/29/2017
617893	06/20/2017	W/R	BUCKEYE STATE YEARBOOK WKSHP	1,005.00	06/29/2017
617894	06/20/2017	W/R	BUEHLER'S MARKETS	24.95	06/29/2017
617895	06/20/2017	W/R	CARDINAL BUS SALES &	138.76	06/29/2017
617896	06/20/2017	W/R	CAROL PARSONS	77.07	06/20/2017
617897	06/20/2017	W/R	UNIVERSITY OF OREGON	55.00	06/29/2017
617898	06/20/2017	W/R	CENTERRA CO-OP	490.28	06/29/2017
617899	06/20/2017	W/R	CENTURY CYCLES	500.00	06/29/2017
617900	06/20/2017	W/R	CHUCK'S CUSTOM, LLC	52.43	06/29/2017
617901	06/20/2017	W/R	CINDY GRICE	104.91	06/20/2017
617902	06/20/2017	W/R	CINTAS CORPORATION	141.61	06/29/2017
617903	06/20/2017	W/R	CLEVELAND PLUMBING	99.63	06/29/2017
617904	06/20/2017	W/R	CROWN CLEANING SYSTEMS	7,180.00	06/29/2017
617905	06/20/2017	W/R	CUMMINS INTERSTATE POWER INC	560.86	06/29/2017
617906	06/20/2017	W/R	DAMON INDUSTRIES INC	6,060.49	06/29/2017
617907	06/20/2017	W/R	DANIEL SMITH	27.98	06/20/2017
617908	06/20/2017	W/R	DAWN CIPRO	269.00	06/20/2017
617909	06/20/2017	W/R	DISCOUNT SCHOOL SUPPLY	608.30	06/29/2017
617910	06/20/2017	W/R	EASTER SEALS NORTHERN OHIO	495.00	06/29/2017
617911	06/20/2017	W/R	EASY GRAPHICS CORP	13,354.00	06/29/2017
617912	06/20/2017	W/R	ERIE ELECTROSTATIC	1,000.00	06/29/2017

Date: 7/13/2017

C H E C K R E G I S T E R
Processing Month: June 2017
MEDINA CITY SCHOOL DISTRICT

Page: 6
(CHKREG)

Check#	Check Date	Org Sta	Vendor Paid	Check Amount	Status Date
617913	06/20/2017	W/R	ESC OF MEDINA COUNTY	665.00	06/29/2017
617914	06/20/2017	W/R	FLAGHOUSE, INC.	880.61	06/29/2017
617915	06/20/2017	W/R	FLINN SCIENTIFIC, INC.	411.49	06/29/2017
617916	06/20/2017	W/R	FOLLETT SCHOOL SOLUTIONS, INC.	746.15	06/29/2017
617917	06/20/2017	W/R	FOWLER ELECTRIC COMPANY	9,275.25	06/29/2017
617918	06/20/2017	W/R	FREY SCIENTIFIC	42.00	06/29/2017
617919	06/20/2017	W/R	FRONTIER	624.58	06/29/2017
617920	06/20/2017	W/R	GALLEY PRINTING, INC.	904.00	06/29/2017
617921	06/20/2017	W/R	GENE PTACEK & SON	345.44	06/29/2017
617922	06/20/2017	W/R	GENERAL MAINTENANCE	90.00	06/29/2017
617923	06/20/2017	W/R	GOODWILL INDUSTRIES AKRON INC	2,821.00	06/20/2017
617924	06/20/2017	W/R	HAMERAY PUBLISHING GROUP	388.20	06/29/2017
617925	06/20/2017	W/R	HANDWRITING WITHOUT TEARS	357.50	06/29/2017
617926	06/20/2017	W/R	HARRISON FORD INC	493.46	06/29/2017
617927	06/20/2017	W/R	HEINEMANN	3,583.07	06/29/2017
617928	06/20/2017	W/R	HEINEMANN PROF. DEVELOPMENT	4,700.00	06/30/2017
617929	06/20/2017	W/R	HORST'S VIOLIN SHOP	2,220.00	06/29/2017
617930	06/20/2017	W/R	IMPACT GROUP	1,500.00	06/29/2017
617931	06/20/2017	W/R	INNOVATIVE SOLUTIONS	1,965.00	06/29/2017
617932	06/20/2017	W/R	INTERIOR SUPPLY INC	201.60	06/29/2017
617933	06/20/2017	W/W	JAZNIL INC	210.00	
617934	06/20/2017	W/R	JEAN NICOLE MILLER	25.00	06/20/2017
617935	06/20/2017	W/R	JOHN LEATHERMAN	73.58	06/20/2017
617936	06/20/2017	W/R	JOHN WESTFALL JR	13.91	06/20/2017
617937	06/20/2017	W/R	KAPLAN	259.72	06/29/2017
617938	06/20/2017	W/R	KAREN McGINTY	31.05	06/20/2017
617939	06/20/2017	W/R	KIEFER EQUIPMENT CO	56.95	06/29/2017
617940	06/20/2017	W/R	KRISTI CRANE	304.27	06/20/2017
617941	06/20/2017	W/R	LAKE ERIE ELECTRIC INC	3,566.79	06/30/2017
617942	06/20/2017	W/R	LAKE SHORE LEARNING MATERIALS	1,637.31	06/29/2017
617943	06/20/2017	W/R	LAURIE HYKES	87.10	06/20/2017
617944	06/20/2017	W/R	LICKING AREA COMPUTER ASSOC.	23,903.88	06/29/2017
617945	06/20/2017	W/R	LIFETOUCH NATIONAL SCHOOLS	383.00	06/29/2017
617946	06/20/2017	W/R	MCMASTER-CARR	1,825.29	06/29/2017
617947	06/20/2017	W/R	MCS FOOD SERVICE DEPT.	59.03	06/29/2017
617948	06/20/2017	W/R	MEDINA CITY SCHOOLS	7,329.72	06/29/2017
617949	06/20/2017	W/R	MEDINA COUNTY BOARD OF	4,040.28	06/29/2017
617950	06/20/2017	W/R	MELANIE CONDOSTA	76.00	06/20/2017
617951	06/20/2017	W/R	MNJ TECHNOLOGIES PUBLIC	247.90	06/29/2017
617952	06/20/2017	W/R	NORDEC, INC.	216.96	06/29/2017
617953	06/20/2017	W/R	OHIO EDISON COMPANY	73,052.40	06/29/2017
617954	06/20/2017	W/R	OHIO SCHOOLS COUNCIL-GAS	14,845.00	06/29/2017
617955	06/20/2017	W/R	PHONAK, INC	296.39	06/29/2017
617956	06/20/2017	W/R	PITNEY BOWES INC	1,046.16	06/29/2017
617957	06/20/2017	W/R	POINT SPRING & DRIVESHAFT CO	542.63	06/29/2017
617958	06/20/2017	W/R	PRAXAIR	24.05	06/29/2017
617959	06/20/2017	W/R	PRO-ED, INC.	715.00	06/29/2017
617960	06/20/2017	W/R	PSI AFFILIATES, INC.	10,007.07	06/29/2017
617961	06/20/2017	W/R	QUEST DIAGNOSTICS INC	5,014.00	06/29/2017
617962	06/20/2017	W/R	RAFCOMM, INC.	92.28	06/29/2017
617963	06/20/2017	W/R	REGINA COUGHLIN	75.00	06/20/2017
617964	06/20/2017	W/R	REINHARDT SUPPLY COMPANY	520.12	06/29/2017

Date: 7/13/2017

C H E C K R E G I S T E R
Processing Month: June 2017
MEDINA CITY SCHOOL DISTRICT

Page: 7
(CHKREG)

Check#	Check Date	Org Sta	Vendor Paid	Check Amount	Status Date
617965	06/20/2017	W/R	RICHARD P LINDGREN	60.00	06/29/2017
617966	06/20/2017	W/R	RICK THOMPSON	60.00	06/29/2017
617967	06/20/2017	W/R	RIFTON EQUIPMENT	2,591.25	06/29/2017
617968	06/20/2017	W/R	ROWLEYS WHOLESALE	380.50	06/29/2017
617969	06/20/2017	W/R	THE TEACHER STORE	280.08	06/29/2017
617970	06/20/2017	W/R	SCHOLASTIC INC.	876.23	06/29/2017
617971	06/20/2017	W/R	SCHOLASTIC READING CLUB	1,297.00	06/29/2017
617972	06/20/2017	W/R	SPORTIME	626.38	06/29/2017
617973	06/20/2017	W/R	SCHOOL SPECIALTY, INC	405.99	06/29/2017
617974	06/20/2017	W/R	SENDERO THERAPIES, INC.	30,177.50	06/20/2017
617975	06/20/2017	W/R	SHERWIN WILLIAMS COMPANY	1,060.21	06/29/2017
617976	06/20/2017	W/R	STAPLES BUSINESS ADVANTAGE	66.00	06/29/2017
617977	06/20/2017	W/R	STAPLES TECHNOLOGY SOLUTIONS	17,949.60	06/29/2017
617978	06/20/2017	W/W	SUBURBAN SCHOOL	54,293.00	
617979	06/20/2017	W/R	SUMMIT COUNTY ESC	6,175.00	06/30/2017
617980	06/20/2017	W/R	SUNDANCE / NEWBRIDGE	498.96	06/29/2017
617981	06/20/2017	W/W	SUPECK SEPTIC SERVICES, LLC.	215.00	
617982	06/20/2017	W/R	TOBIN STEPSIS	20.00	06/20/2017
617983	06/20/2017	W/R	TOPA ELECTRIC INC	1,500.00	06/29/2017
617984	06/20/2017	W/R	TRACY BROWN	360.00	06/29/2017
617985	06/20/2017	W/R	TREE MAINTENANCE SERVICE INC	1,450.00	06/29/2017
617986	06/20/2017	W/R	WENDY SHUBROWSKY	70.70	06/20/2017
617987	06/20/2017	W/R	WESTERN STATES ENVELOPE	809.03	06/29/2017
617988	06/20/2017	W/R	WILLIAM H SADLIER, INC.	10,120.52	06/29/2017
617989	06/20/2017	W/R	WOLFF BROS. SUPPLY, INC.	860.01	06/29/2017
617990	06/20/2017	W/R	ZANER-BLOSER, INC	1,337.92	06/29/2017
617991	06/20/2017	B/R	KAREN FETTINGER	150.00	06/29/2017
617992	06/20/2017	B/B	LYNN SMITH	255.00	
617993	06/20/2017	B/R	RALPH WOLANIN	300.00	06/30/2017
617994	06/20/2017	B/R	FRANCES SZEKELY	3.00	06/30/2017
617995	06/20/2017	B/B	CAROL O'KEEFE	60.70	
617996	06/20/2017	B/R	THOMAS STEPHENS	52.00	06/30/2017
617997	06/20/2017	B/R	TERRELL HAUSLER	120.00	06/29/2017
617998	06/20/2017	B/B	EMILY PETTWAY	27.00	
617999	06/20/2017	B/B	DANIELLE SMITH	7.76	
618000	06/20/2017	B/R	RENEE RAMOS	16.99	06/29/2017
618001	06/20/2017	B/R	BRIDGET PRIESTLEY	16.99	06/29/2017
618002	06/20/2017	B/B	MICHELLE CALLOWAY	8.99	
618003	06/20/2017	B/R	DIANE DEMERS	92.00	06/29/2017
618004	06/20/2017	B/R	DAVE HEINE	16.99	06/29/2017
618005	06/20/2017	B/B	MELISHA RODRIGUEZ	45.75	
618006	06/20/2017	B/R	KATIE KUTCEL	2.00	06/29/2017
618007	06/20/2017	B/R	SHIRLEY LARIBEE	4.00	06/30/2017
618008	06/20/2017	B/R	LORI LEPORIS	4.00	06/29/2017
618009	06/20/2017	B/R	LAURIE MORGAN	4.00	06/29/2017
618010	06/20/2017	B/R	MELISSA O'NEILL	4.00	06/29/2017
618011	06/20/2017	B/B	MALISSA MILLER	16.00	
618012	06/20/2017	B/B	MARTHA ROMERO	4.00	
618013	06/20/2017	B/R	KEVIN SCHRAMM	5.00	06/29/2017
618014	06/20/2017	B/B	AMIE SCOTT	3.00	
618015	06/20/2017	B/B	MELANIE STOLARSKI	4.00	
618016	06/20/2017	B/R	SUSAN THOMPSON	4.00	06/29/2017

Date: 7/13/2017

C H E C K R E G I S T E R
Processing Month: June 2017
MEDINA CITY SCHOOL DISTRICT

Page: 8
(CHKREG)

Check#	Check Date	Org Sta	Vendor Paid	Check Amount	Status Date
618017	06/20/2017	B/B	TRACY GABRIELSEN	2.00	
618018	06/20/2017	B/B	SARA OR MATTHEW SEBRING	2.00	
618019	06/20/2017	B/B	DEANNE JAGODNIK	11.00	
618020	06/20/2017	B/R	KIMBERLY NORTON	150.00	06/29/2017
618021	06/20/2017	B/R	ALAIN MAREC	150.00	06/29/2017
618022	06/20/2017	B/B	SALLY JAYCOX	71.75	
618023	06/21/2017	W/R	BUEHLER'S MARKETS	24.18	06/29/2017
618024	06/21/2017	W/R	CARA R COUGHLIN	520.00	06/21/2017
618025	06/21/2017	W/R	CDWG	5,907.00	06/29/2017
618026	06/21/2017	W/W	COLUMBIA GAS OF OHIO, INC	4,566.06	
618027	06/21/2017	W/R	COMMUNITY PLAYTHINGS	3,660.00	06/29/2017
618028	06/21/2017	W/R	HOUGHTON MIFFLIN HARCOURT	418.08	06/29/2017
618029	06/21/2017	W/R	MEDINA CITY SCHOOLS	22,037.21	06/29/2017
618030	06/21/2017	W/R	MEDINA COUNTY BOARD OF	5,397.84	06/29/2017
618031	06/21/2017	W/R	MINE PAZITKA	188.00	06/21/2017
618032	06/21/2017	W/R	OHIO EDISON COMPANY	265.77	06/29/2017
618033	06/21/2017	W/W	OWEN M COUGHLIN, JR.	277.50	
618034	06/21/2017	W/R	PEARSON EDUCATION, INC.	159.99	06/29/2017
618035	06/21/2017	W/R	SC STRATEGIC SOLUTIONS LLC	489.00	06/29/2017
618036	06/21/2017	W/R	TEACHING STRATEGIES LLC	2,851.36	06/29/2017
618037	06/21/2017	W/R	THYSSENKRUPP ELEVATOR CORP	12,040.00	06/29/2017
618038	06/21/2017	W/R	CDWG	1,529.64	06/29/2017
618039	06/21/2017	B/R	ERIN LOWE	300.00	06/29/2017
618040	06/29/2017	W/R	ALAYNA WARRINGTON	91.84	06/30/2017
618041	06/29/2017	W/W	TREASURER, STATE OF OHIO	1,252.09	
942353	06/02/2017	C/C	MEMO -MEDINA CITY SCHOOLS	1,849,092.59	
942354	06/01/2017	C/C	MEMO -MEDINA CITY SCHOOLS	73,542.40	
942355	06/16/2017	C/C	MEMO -MEDINA CITY SCHOOLS	1,945,489.81	
942356	06/30/2017	C/C	MEMO -MEDINA CITY SCHOOLS	1,763,172.48	

Total Checks Issued \$ 10,152,456.86

Date: 07/13/17
Time: 2:59 pm

MEDINA CITY SCHOOL DISTRICT
Appropriation Account Summary
SORTED BY FUND-SCC

Page: 1
(APPSUM)

FYTD Appropriated	Prior FY Carryover Encumbrances	FYTD Expendable	FYTD Actual Expenditures	MTD Actual Expenditures	Current Encumbrances	FYTD Unencumbered Balance	FYTD Percent Exp/Enc
*****TOTAL FOR FUND-SCC 001 0000 (GENERAL FUND):							
71,432,099.30	1,245,163.02	72,677,262.32	71,615,141.39	7,591,223.95	967,514.77	94,606.16	99.87
=====							
*****TOTAL FOR FUND-SCC 002 0000 (BOND RETIREMENT):							
1,420,075.00	0.00	1,420,075.00	1,413,914.79	0.00	0.00	6,160.21	99.57
=====							
*****TOTAL FOR FUND-SCC 002 9000 (BOND RETIREMENT - NEW ELEM/SR HIGH):							
4,303,111.50	0.00	4,303,111.50	4,278,052.95	0.00	0.00	25,058.55	99.42
=====							
*****TOTAL FOR FUND-SCC 002 9012 (LOCAL SALES TAX RETIREMENT OF COPS):							
1,741,837.50	0.00	1,741,837.50	1,740,087.50	1,250.00	0.00	1,750.00	99.90
=====							
*****TOTAL FOR FUND-SCC 002 9014 (CONSOLIDATION - ENERGY & TRANSP NOTES):							
340,893.75	0.00	340,893.75	340,893.70	0.00	0.00	0.05	100.00
=====							
*****TOTAL FOR FUND-SCC 003 9001 (MEDINA CITY REC CENTER-PERMANENT IMPROV.):							
138,000.00	12,300.00	150,300.00	34,317.83	0.00	8,435.50	107,546.67	28.45
=====							
*****TOTAL FOR FUND-SCC 006 0000 (LUNCHROOM FUND):							
2,434,228.70	40,115.07	2,474,343.77	2,433,426.17	270,788.92	3,240.91	37,676.69	98.48
=====							
*****TOTAL FOR FUND-SCC 007 9004 (COLLINS SCHOLARSHIP/POST-GRADUATE):							
16,000.00	0.00	16,000.00	16,000.00	0.00	0.00	0.00	100.00
=====							
*****TOTAL FOR FUND-SCC 007 9111 (CHARLES STANGEL SCHOLARSHIP FUND):							
1,000.00	0.00	1,000.00	500.00	0.00	0.00	500.00	50.00
=====							
*****TOTAL FOR FUND-SCC 007 9333 (RIOS STUDENT LEADER SCHOLAR.):							
5,000.00	0.00	5,000.00	5,000.00	0.00	0.00	0.00	100.00
=====							

Date: 07/13/17
Time: 2:59 pm

MEDINA CITY SCHOOL DISTRICT
Appropriation Account Summary
SORTED BY FUND-SCC

Page: 2
(APPSUM)

FYTD Appropriated	Prior FY Carryover Encumbrances	FYTD Expendable	FYTD Actual Expenditures	MTD Actual Expenditures	Current Encumbrances	FYTD Unencumbered Balance	FYTD Percent Exp/Enc
*****TOTAL FOR FUND-SCC 008 9002 (KANEHL MUSIC TRUST):							
250.00	0.00	250.00	250.00	0.00	0.00	0.00	100.00
=====							
*****TOTAL FOR FUND-SCC 008 9003 (RICHARD HOFFMAN COLLINS MEMORIAL SCHOLARSHIP):							
40,000.00	0.00	40,000.00	23,000.00	0.00	0.00	17,000.00	57.50
=====							
*****TOTAL FOR FUND-SCC 008 9112 (ELAINE BUSHMAN FUND):							
300.00	0.00	300.00	300.00	0.00	0.00	0.00	100.00
=====							
*****TOTAL FOR FUND-SCC 009 9000 (STAR):							
25,514.50	0.00	25,514.50	25,514.50	0.00	0.00	0.00	100.00
=====							
*****TOTAL FOR FUND-SCC 009 9110 (UNIFORM SUPPLIES GARFIELD):							
9,688.50	369.74	10,058.24	3,290.61	376.81	0.00	6,767.63	32.72
=====							
*****TOTAL FOR FUND-SCC 009 9120 (UNIFORM SUPPLIES - CANAVAN):							
12,365.00	2,786.30	15,151.30	12,848.79	563.36	174.52	2,127.99	85.96
=====							
*****TOTAL FOR FUND-SCC 009 9130 (UNIFORM SUPPLIES - FENN):							
16,167.56	0.00	16,167.56	15,963.41	0.00	0.00	204.15	98.74
=====							
*****TOTAL FOR FUND-SCC 009 9140 (UNIFORM SUPPLIES - HERITAGE):							
11,305.00	0.00	11,305.00	12,623.06	0.00	0.00	1,318.06	111.66
=====							
*****TOTAL FOR FUND-SCC 009 9160 (UNIFORM SUPPLIES - BLAKE):							
14,818.50	0.00	14,818.50	14,714.11	0.00	0.00	104.39	99.30
=====							
*****TOTAL FOR FUND-SCC 009 9170 (UNIFORM SUPPLIES - RALPH WAITE ELEMENTARY):							
16,004.00	0.00	16,004.00	14,319.35	0.00	468.23	1,216.42	92.40
=====							

Date: 07/13/17
Time: 2:59 pm

MEDINA CITY SCHOOL DISTRICT
Appropriation Account Summary
SORTED BY FUND-SCC

Page: 3
(APPSUM)

FYTD Appropriated	Prior FY Carryover Encumbrances	FYTD Expendable	FYTD Actual Expenditures	MTD Actual Expenditures	Current Encumbrances	FYTD Unencumbered Balance	FYTD Percent Exp/Enc
*****TOTAL FOR FUND-SCC 009 9180 (UNIFORM SUPPLIES - ELIZA NORTHROP ELEMENTARY):							
14,149.50	0.00	14,149.50	13,335.97	0.00	0.00	813.53	94.25
=====							
*****TOTAL FOR FUND-SCC 009 9200 (UNIFORM SUPPLIES - CLAGGETT MIDDLE SCHOOL):							
56,885.00	400.00	57,285.00	34,689.96	859.81	0.00	22,595.04	60.56
=====							
*****TOTAL FOR FUND-SCC 009 9210 (UNIFORM SUPPLIES - A.I. ROOT MIDDLE SCHOOL):							
41,542.00	173.06	41,715.06	33,417.49	1,008.49	588.47	7,709.10	81.52
=====							
*****TOTAL FOR FUND-SCC 009 9300 (UNIFORM SUPPLIES - SENIOR HIGH SCHOOL):							
171,054.00	9,668.95	180,722.95	121,295.29	7,022.89	3,169.47	56,258.19	68.87
=====							
*****TOTAL FOR FUND-SCC 014 9016 (MEDINA CNTY JUV DET CNTR):							
289,341.00	0.00	289,341.00	289,463.53	31,450.64	0.00	122.53	100.04
=====							
*****TOTAL FOR FUND-SCC 014 9115 (EVOLVE FY 15):							
20,506.85	17.55	20,524.40	20,524.40	0.00	0.00	0.00	100.00
=====							
*****TOTAL FOR FUND-SCC 014 9116 (EVOLVE FY 16):							
662,754.74	27,869.88	690,624.62	635,300.07	77,282.32	10,774.19	44,550.36	93.55
=====							
*****TOTAL FOR FUND-SCC 016 0000 (EMERGENCY LEVY):							
3,648,076.12	0.00	3,648,076.12	3,566,316.95	380,615.12	0.00	81,759.17	97.76
=====							
*****TOTAL FOR FUND-SCC 018 9110 (PRINCIPAL'S FUND - GARFIELD):							
15,000.00	52.45	15,052.45	7,034.24	3,707.55	75.96	7,942.25	47.24
=====							
*****TOTAL FOR FUND-SCC 018 9111 (GARFIELD SCHOOL STORE):							
250.00	0.00	250.00	0.50	0.00	0.00	249.50	0.20
=====							

Date: 07/13/17
Time: 2:59 pm

MEDINA CITY SCHOOL DISTRICT
Appropriation Account Summary
SORTED BY FUND-SCC

Page: 4
(APPSUM)

FYTD Appropriated	Prior FY Carryover Encumbrances	FYTD Expendable	FYTD Actual Expenditures	MTD Actual Expenditures	Current Encumbrances	FYTD Unencumbered Balance	FYTD Percent Exp/Enc
*****TOTAL FOR FUND-SCC 018 9113 (GARFIELD MEDIA CENTER):							
3,500.00	11.23	3,511.23	11.23	0.00	0.00	3,500.00	0.32
=====							
*****TOTAL FOR FUND-SCC 018 9120 (PRINCIPAL - CANAVAN):							
30,999.00	0.00	30,999.00	10,061.04	2,570.41	3,765.23	17,172.73	44.60
=====							
*****TOTAL FOR FUND-SCC 018 9122 (CANAVAN SCHOOL STORE):							
586.69	0.00	586.69	0.00	0.00	0.00	586.69	0.00
=====							
*****TOTAL FOR FUND-SCC 018 9123 (BOOK FAIR - CANAVAN):							
10,000.00	219.08	10,219.08	9,374.64	251.77	144.54	699.90	93.15
=====							
*****TOTAL FOR FUND-SCC 018 9130 (PRINCIPAL - FENN):							
28,050.00	20,729.79	48,779.79	19,538.41	536.00	0.00	29,241.38	40.05
=====							
*****TOTAL FOR FUND-SCC 018 9132 (FENN SCHOOL STORE):							
1,000.00	0.00	1,000.00	750.10	0.00	0.00	249.90	75.01
=====							
*****TOTAL FOR FUND-SCC 018 9133 (BOOK FAIR - FENN):							
150.00	7,964.74	8,114.74	7,964.74	0.00	0.00	150.00	98.15
=====							
*****TOTAL FOR FUND-SCC 018 9135 (MEDINA SKI TEAM - DISTRICTWIDE):							
6,000.00	0.00	6,000.00	5,142.49	0.00	0.00	857.51	85.71
=====							
*****TOTAL FOR FUND-SCC 018 9140 (PRINCIPAL'S FUND - HERITAGE):							
23,700.00	2,303.47	26,003.47	9,428.79	2,111.52	0.00	16,574.68	36.26
=====							
*****TOTAL FOR FUND-SCC 018 9143 (HERITAGE MEDIA CENTER):							
6,200.00	132.94	6,332.94	5,326.16	0.00	0.00	1,006.78	84.10
=====							

Date: 07/13/17
Time: 2:59 pm

MEDINA CITY SCHOOL DISTRICT
Appropriation Account Summary
SORTED BY FUND-SCC

Page: 5
(APPSUM)

FYTD Appropriated	Prior FY Carryover Encumbrances	FYTD Expendable	FYTD Actual Expenditures	MTD Actual Expenditures	Current Encumbrances	FYTD Unencumbered Balance	FYTD Percent Exp/Enc
*****TOTAL FOR FUND-SCC 018 9160 (PRINCIPAL'S FUND - H G BLAKE):							
22,637.63	182.15	22,819.78	17,595.20	2,921.29	137.25	5,087.33	77.71
=====							
*****TOTAL FOR FUND-SCC 018 9163 (BLAKE MEDIA CENTER):							
5,000.00	194.65	5,194.65	4,172.44	0.00	0.00	1,022.21	80.32
=====							
*****TOTAL FOR FUND-SCC 018 9170 (PRINCIPALS FUND - RALPH WAITE ELEMENTARY):							
31,387.50	0.00	31,387.50	14,330.55	1,717.04	2,437.37	14,619.58	53.42
=====							
*****TOTAL FOR FUND-SCC 018 9173 (MEDIA CENTER RALPH WAITE ELEMENTARY):							
13,000.00	0.00	13,000.00	8,481.06	0.00	0.00	4,518.94	65.24
=====							
*****TOTAL FOR FUND-SCC 018 9180 (PRINCIPALS FUND ELIZA NORTHROP ELEMENTARY):							
20,150.00	0.00	20,150.00	5,892.01	1,209.24	265.23	13,992.76	30.56
=====							
*****TOTAL FOR FUND-SCC 018 9181 (NORTHROP ELEMENTARY SCHOOL STORE):							
200.00	0.00	200.00	0.00	0.00	0.00	200.00	0.00
=====							
*****TOTAL FOR FUND-SCC 018 9183 (MEDIA CENTER ELIZA NORTHROP ELEMENTARY):							
5,500.00	0.00	5,500.00	4,529.39	0.00	0.00	970.61	82.35
=====							
*****TOTAL FOR FUND-SCC 018 9200 (PRINCIPAL'S FUND - CLAGGETT M.S.):							
31,550.00	3,317.55	34,867.55	24,670.71	1,614.02	109.56	10,087.28	71.07
=====							
*****TOTAL FOR FUND-SCC 018 9203 (CLAGGETT M.S. MEDIA CENTER):							
7,300.00	76.62	7,376.62	3,335.96	0.00	227.19	3,813.47	48.30
=====							
*****TOTAL FOR FUND-SCC 018 9210 (PRINCIPAL'S FUND - ROOT M.S.):							
28,000.00	731.59	28,731.59	15,026.61	5,709.93	6,268.91	7,436.07	74.12
=====							

Date: 07/13/17
Time: 2:59 pm

MEDINA CITY SCHOOL DISTRICT
Appropriation Account Summary
SORTED BY FUND-SCC

Page: 6
(APPSUM)

FYTD Appropriated	Prior FY Carryover Encumbrances	FYTD Expendable	FYTD Actual Expenditures	MTD Actual Expenditures	Current Encumbrances	FYTD Unencumbered Balance	FYTD Percent Exp/Enc
*****TOTAL FOR FUND-SCC 018 9211 (ROOT M.S. MEDIA CENTER):							
11,432.97	320.41	11,753.38	2,814.13	0.00	215.19	8,724.06	25.77
=====							
*****TOTAL FOR FUND-SCC 018 9213 (SPECIAL FUNDRAISER - ROOT M.S.):							
32,000.00	0.00	32,000.00	24,353.04	0.00	0.00	7,646.96	76.10
=====							
*****TOTAL FOR FUND-SCC 018 9300 (PRINCIPAL'S FUND - SENIOR HIGH):							
85,100.00	42,365.78	127,465.78	93,635.14	38,941.88	11,126.78	22,703.86	82.19
=====							
*****TOTAL FOR FUND-SCC 018 9301 (MEDIA CENTER FUND):							
1,370.00	0.00	1,370.00	17.00	50.00-	0.00	1,353.00	1.24
=====							
*****TOTAL FOR FUND-SCC 018 9302 (SPECIAL FUNDRAISER - SENIOR HIGH):							
37,000.00	0.00	37,000.00	0.00	0.00	0.00	37,000.00	0.00
=====							
*****TOTAL FOR FUND-SCC 018 9303 (PERFORMING ARTS):							
86,719.00	7,655.00	94,374.00	70,719.67	2,005.95	19,484.38	4,169.95	95.58
=====							
*****TOTAL FOR FUND-SCC 018 9304 (BUZZ):							
18,150.00	0.00	18,150.00	10,986.81	52.19	0.00	7,163.19	60.53
=====							
*****TOTAL FOR FUND-SCC 018 9305 (FLEXIBLE CREDIT FUND):							
250.00	0.00	250.00	240.11	0.00	0.00	9.89	96.04
=====							
*****TOTAL FOR FUND-SCC 018 9901 (PUBLIC SCHOOL SUPPORT - INSTRUCTION DEPT.):							
8,200.00	1,145.29	9,345.29	4,735.63	0.00	2,600.00	2,009.66	78.50
=====							
*****TOTAL FOR FUND-SCC 018 9905 (PUBLIC SCHOOL SUPPORT/STUDENT SERVICES):							
0.00	4.45	4.45	9,941.62	0.00	0.00	9,937.17-	0.00
=====							

Date: 07/13/17
Time: 2:59 pm

MEDINA CITY SCHOOL DISTRICT
Appropriation Account Summary
SORTED BY FUND-SCC

Page: 7
(APPSUM)

FYTD Appropriated	Prior FY Carryover Encumbrances	FYTD Expendable	FYTD Actual Expenditures	MTD Actual Expenditures	Current Encumbrances	FYTD Unencumbered Balance	FYTD Percent Exp/Enc
*****TOTAL FOR FUND-SCC 018 9906 (COMMUNICATIONS - PUBLIC SCHOOL SUPPORT):							
2,830.00	0.00	2,830.00	2,488.50	0.00	0.00	341.50	87.93
=====							
*****TOTAL FOR FUND-SCC 018 9907 (SPECIAL EDUCATION DEPARTMENT):							
140.00	0.00	140.00	140.00	140.00	0.00	0.00	100.00
=====							
*****TOTAL FOR FUND-SCC 018 9920 (TRSP FUND):							
1,000.00	0.00	1,000.00	938.00	0.00	0.00	62.00	93.80
=====							
*****TOTAL FOR FUND-SCC 019 9000 (ADAMH GRANT):							
6,000.00	0.00	6,000.00	5,358.00	0.00	642.00	0.00	100.00
=====							
*****TOTAL FOR FUND-SCC 019 9017 (MCDAC GRANT FY17):							
82,368.00	0.00	82,368.00	82,368.00	25,928.82-	0.00	0.00	100.00
=====							
*****TOTAL FOR FUND-SCC 019 9613 (FUEL UP - CONDOSTA - ROOT - FY13):							
1,068.05	0.00	1,068.05	576.00	576.00	0.00	492.05	53.93
=====							
*****TOTAL FOR FUND-SCC 019 9715 (FUEL UP - BLAKE):							
519.07	19.07	538.14	504.75	109.27	0.00	33.39	93.80
=====							
*****TOTAL FOR FUND-SCC 020 9001 (TRANSPORTATION ENTERPRISE):							
35,000.00	209.18	35,209.18	15,395.88	8,644.32	2,125.38	17,687.92	49.76
=====							
*****TOTAL FOR FUND-SCC 022 9000 (Unclaimed funds):							
10,000.00	0.00	10,000.00	2,259.04	0.00	7,740.96	0.00	100.00
=====							
*****TOTAL FOR FUND-SCC 022 9300 (OH HIGH SCHOOL ATH ASSOC FUND):							
53,414.50	0.00	53,414.50	44,060.61	4,655.79	0.00	9,353.89	82.49
=====							

Date: 07/13/17
Time: 2:59 pm

MEDINA CITY SCHOOL DISTRICT
Appropriation Account Summary
SORTED BY FUND-SCC

Page: 8
(APPSUM)

FYTD Appropriated	Prior FY Carryover Encumbrances	FYTD Expendable	FYTD Actual Expenditures	MTD Actual Expenditures	Current Encumbrances	FYTD Unencumbered Balance	FYTD Percent Exp/Enc
*****TOTAL FOR FUND-SCC 024 9001 (MEDICAL AND DRUG/SELF INSURANCE FUNDS):							
8,800,547.85	5,959.84	8,806,507.69	7,792,686.75	659,413.08	38,142.99	975,677.95	88.92
=====							
*****TOTAL FOR FUND-SCC 024 9002 (DENTAL SELF INSURANCE FUNDS):							
678,761.90	0.00	678,761.90	655,778.90	54,617.33	0.00	22,983.00	96.61
=====							
*****TOTAL FOR FUND-SCC 024 9094 (FLEX PRO):							
177,125.74	0.00	177,125.74	138,087.00	10,441.55	748.50	38,290.24	78.38
=====							
*****TOTAL FOR FUND-SCC 027 0000 (WORKMANS COMP.-SELF INS):							
190,000.00	0.00	190,000.00	123,552.93	8,050.48	1,000.00	65,447.07	65.55
=====							
*****TOTAL FOR FUND-SCC 071 9013 (LOCAL SALES TAX PERMANENT IMPROVEMENTS):							
3,357,587.50	28,511.34	3,386,098.84	2,753,564.67	516,778.99	573,663.02	58,871.15	98.26
=====							
*****TOTAL FOR FUND-SCC 200 9110 (GARFIELD STUDENT COUNCIL/K-KIDS CLUB):							
1,200.00	0.00	1,200.00	323.21	0.00	0.00	876.79	26.93
=====							
*****TOTAL FOR FUND-SCC 200 9121 (ELLA CANAVAN STUDENT COUNCIL):							
408.00	385.78	793.78	240.14	0.00	245.28	308.36	61.15
=====							
*****TOTAL FOR FUND-SCC 200 9185 (K-KIDS KIWANIS ACTIVITY CLUB-NORTHROP):							
3,000.00	0.00	3,000.00	2,030.86	0.00	119.92	849.22	71.69
=====							
*****TOTAL FOR FUND-SCC 200 9202 (CLAGGETT MIDDLE SCH. STUDENT COUNCIL):							
5,000.00	236.94	5,236.94	4,868.70	25.00	0.00	368.24	92.97
=====							
*****TOTAL FOR FUND-SCC 200 9205 (CLAGGETT MIDDLE SCH. BUILDERS CLUB):							
800.00	0.00	800.00	261.67	0.00	0.00	538.33	32.71
=====							

Date: 07/13/17
Time: 2:59 pm

MEDINA CITY SCHOOL DISTRICT
Appropriation Account Summary
SORTED BY FUND-SCC

Page: 9
(APPSUM)

FYTD Appropriated	Prior FY Carryover Encumbrances	FYTD Expendable	FYTD Actual Expenditures	MTD Actual Expenditures	Current Encumbrances	FYTD Unencumbered Balance	FYTD Percent Exp/Enc
*****TOTAL FOR FUND-SCC 200 9209 (CLAGGETT MIDDLE SCHOOL DRAMA CLUB):							
5,000.00	0.00	5,000.00	3,406.57	0.00	0.00	1,593.43	68.13
=====							
*****TOTAL FOR FUND-SCC 200 9251 (PEP CLUB - ROOT M.S.):							
644.34	0.00	644.34	644.34	0.00	0.00	0.00	100.00
=====							
*****TOTAL FOR FUND-SCC 200 9254 (HONORS ACADEMY - ROOT):							
300.00	0.00	300.00	0.00	0.00	0.00	300.00	0.00
=====							
*****TOTAL FOR FUND-SCC 200 9256 (DRAMA CLUB - ROOT M.S.):							
3,790.00	77.17	3,867.17	2,831.77	0.00	0.00	1,035.40	73.23
=====							
*****TOTAL FOR FUND-SCC 200 9258 (STUDENT COUNCIL - ROOT M.S.):							
1,990.00	182.96	2,172.96	1,704.67	1,075.31	0.00	468.29	78.45
=====							
*****TOTAL FOR FUND-SCC 200 9301 (YOUNG AMERICANS FOR FREEDOM):							
6,000.00	0.00	6,000.00	0.00	0.00	0.00	6,000.00	0.00
=====							
*****TOTAL FOR FUND-SCC 200 9302 (ART CLUB):							
130.00	0.00	130.00	0.00	0.00	0.00	130.00	0.00
=====							
*****TOTAL FOR FUND-SCC 200 9305 (CHEMCLUB):							
1,046.00	0.00	1,046.00	334.88	0.00	0.00	711.12	32.02
=====							
*****TOTAL FOR FUND-SCC 200 9306 (OPERATION SMILE):							
750.00	0.00	750.00	0.00	0.00	0.00	750.00	0.00
=====							
*****TOTAL FOR FUND-SCC 200 9307 (CHOIR):							
30,000.00	7,451.10	37,451.10	19,294.23	540.00	9,508.88	8,647.99	76.91
=====							

Date: 07/13/17
Time: 2:59 pm

MEDINA CITY SCHOOL DISTRICT
Appropriation Account Summary
SORTED BY FUND-SCC

Page: 10
(APPSUM)

FYTD Appropriated	Prior FY Carryover Encumbrances	FYTD Expendable	FYTD Actual Expenditures	MTD Actual Expenditures	Current Encumbrances	FYTD Unencumbered Balance	FYTD Percent Exp/Enc
*****TOTAL FOR FUND-SCC 200 9309 (IMPROVE CLUB):							
4,300.00	0.00	4,300.00	3,500.65	3,500.65	0.00	799.35	81.41
=====							
*****TOTAL FOR FUND-SCC 200 9312 (DRAMA CLUB):							
36,500.00	0.00	36,500.00	9,756.44	28.29	26,285.26	458.30	98.74
=====							
*****TOTAL FOR FUND-SCC 200 9318 (GIRLS LEADERSHIP CLUB):							
1,200.00	0.00	1,200.00	878.41	0.00	0.00	321.59	73.20
=====							
*****TOTAL FOR FUND-SCC 200 9321 (KEY CLUB):							
12,000.00	0.00	12,000.00	9,858.66	877.70	0.00	2,141.34	82.16
=====							
*****TOTAL FOR FUND-SCC 200 9323 (MEDINAMITE):							
900.00	0.00	900.00	656.99	425.00	0.00	243.01	73.00
=====							
*****TOTAL FOR FUND-SCC 200 9324 (MEDINIAN):							
30,200.00	0.00	30,200.00	7,347.02	1,005.00	0.00	22,852.98	24.33
=====							
*****TOTAL FOR FUND-SCC 200 9325 (MHS BAND):							
20,000.00	678.22	20,678.22	10,165.30	145.60	0.00	10,512.92	49.16
=====							
*****TOTAL FOR FUND-SCC 200 9326 (NATIONAL HONOR SOCIETY):							
2,850.00	0.00	2,850.00	503.00	0.00	0.00	2,347.00	17.65
=====							
*****TOTAL FOR FUND-SCC 200 9327 (ORCHESTRA):							
3,219.47	0.00	3,219.47	1,895.70	279.20	0.00	1,323.77	58.88
=====							
*****TOTAL FOR FUND-SCC 200 9332 (SPANISH CLUB):							
4,800.00	0.00	4,800.00	3,936.66	0.00	0.00	863.34	82.01
=====							

Date: 07/13/17
Time: 2:59 pm

MEDINA CITY SCHOOL DISTRICT
Appropriation Account Summary
SORTED BY FUND-SCC

Page: 11
(APPSUM)

FYTD Appropriated	Prior FY Carryover Encumbrances	FYTD Expendable	FYTD Actual Expenditures	MTD Actual Expenditures	Current Encumbrances	FYTD Unencumbered Balance	FYTD Percent Exp/Enc
*****TOTAL FOR FUND-SCC 200 9333 (STUDENT COUNCIL):							
46,000.00	0.00	46,000.00	37,485.33	294.68	1,110.28	7,404.39	83.90
=====							
*****TOTAL FOR FUND-SCC 200 9335 (LATIN CLUB):							
5,600.00	0.00	5,600.00	4,766.24	0.00	0.00	833.76	85.11
=====							
*****TOTAL FOR FUND-SCC 200 9337 (AMERICAN SIGN LANGUAGE CLUB):							
374.31	0.00	374.31	60.53	0.00	0.00	313.78	16.17
=====							
*****TOTAL FOR FUND-SCC 200 9339 (SPEECH/DEBATE CLUB):							
33,500.00	41.50	33,541.50	26,834.92	0.00	0.00	6,706.58	80.01
=====							
*****TOTAL FOR FUND-SCC 200 9340 (S. A. D. D.):							
1,950.00	0.00	1,950.00	175.32	0.00	0.00	1,774.68	8.99
=====							
*****TOTAL FOR FUND-SCC 200 9346 (PENGUIN BOWL/NOSB):							
650.00	0.00	650.00	0.00	0.00	0.00	650.00	0.00
=====							
*****TOTAL FOR FUND-SCC 200 9350 (TECHNOLOGY CLUB):							
1,700.00	0.00	1,700.00	1,348.84	0.00	0.00	351.16	79.34
=====							
*****TOTAL FOR FUND-SCC 200 9352 (VIDEO CLUB - SR HI):							
7,000.00	0.00	7,000.00	2,878.50	0.00	273.25	3,848.25	45.03
=====							
*****TOTAL FOR FUND-SCC 200 9353 (CHINESE CLUB):							
750.00	0.00	750.00	204.98	0.00	0.00	545.02	27.33
=====							
*****TOTAL FOR FUND-SCC 200 9355 (GENDER AND SEXUALITY ALLIANCE):							
500.00	0.00	500.00	305.48	0.00	0.00	194.52	61.10
=====							

Date: 07/13/17
Time: 2:59 pm

MEDINA CITY SCHOOL DISTRICT
Appropriation Account Summary
SORTED BY FUND-SCC

Page: 12
(APPSUM)

FYTD Appropriated	Prior FY Carryover Encumbrances	FYTD Expendable	FYTD Actual Expenditures	MTD Actual Expenditures	Current Encumbrances	FYTD Unencumbered Balance	FYTD Percent Exp/Enc
*****TOTAL FOR FUND-SCC 200 9380 (V O F T):							
39,000.00	0.00	39,000.00	21,757.63	375.53	0.00	17,242.37	55.79
=====							
*****TOTAL FOR FUND-SCC 200 9412 (CLASS OF 2012):							
2,660.00	0.00	2,660.00	0.00	0.00	0.00	2,660.00	0.00
=====							
*****TOTAL FOR FUND-SCC 200 9413 (CLASS OF 2013):							
715.00	0.00	715.00	0.00	0.00	0.00	715.00	0.00
=====							
*****TOTAL FOR FUND-SCC 200 9414 (CLASS OF 2014):							
360.00	0.00	360.00	0.00	0.00	0.00	360.00	0.00
=====							
*****TOTAL FOR FUND-SCC 200 9415 (CLASS OF 2015):							
960.00	0.00	960.00	0.00	0.00	0.00	960.00	0.00
=====							
*****TOTAL FOR FUND-SCC 200 9416 (CLASS OF 2016):							
2,500.00	0.00	2,500.00	147.58	0.00	0.00	2,352.42	5.90
=====							
*****TOTAL FOR FUND-SCC 200 9417 (CLASS OF 2017):							
10,523.50	530.80	11,054.30	7,026.11	564.70	0.00	4,028.19	63.56
=====							
*****TOTAL FOR FUND-SCC 200 9418 (CLASS OF 2018):							
42,350.00	0.00	42,350.00	24,847.24	2,572.05	16,423.05	1,079.71	97.45
=====							
*****TOTAL FOR FUND-SCC 200 9419 (CLASS OF 2019):							
6,550.00	0.00	6,550.00	93.62	0.00	0.00	6,456.38	1.43
=====							
*****TOTAL FOR FUND-SCC 200 9420 (CLASS OF 2020):							
1,536.00	0.00	1,536.00	103.36	0.00	0.00	1,432.64	6.73
=====							

Date: 07/13/17
Time: 2:59 pm

MEDINA CITY SCHOOL DISTRICT
Appropriation Account Summary
SORTED BY FUND-SCC

Page: 13
(APPSUM)

FYTD Appropriated	Prior FY Carryover Encumbrances	FYTD Expendable	FYTD Actual Expenditures	MTD Actual Expenditures	Current Encumbrances	FYTD Unencumbered Balance	FYTD Percent Exp/Enc
*****TOTAL FOR FUND-SCC 300 0000 (ATHLETIC FUND):							
388,862.50	36,785.87	425,648.37	379,124.92	3,744.26	20,906.06	25,617.39	93.98
=====							
*****TOTAL FOR FUND-SCC 300 9110 (GARFIELD FIELD TRIPS):							
4,600.00	0.00	4,600.00	4,350.00	0.00	0.00	250.00	94.57
=====							
*****TOTAL FOR FUND-SCC 300 9120 (CANAVAN FIELD TRIP):							
8,285.97	0.00	8,285.97	7,516.97	5,725.00	0.00	769.00	90.72
=====							
*****TOTAL FOR FUND-SCC 300 9130 (FENN FIELD TRIPS):							
7,000.00	0.00	7,000.00	5,700.00	0.00	0.00	1,300.00	81.43
=====							
*****TOTAL FOR FUND-SCC 300 9140 (HERITAGE FIELD TRIPS):							
5,125.00	0.00	5,125.00	4,133.60	0.00	0.00	991.40	80.66
=====							
*****TOTAL FOR FUND-SCC 300 9160 (BLAKE FIELD TRIPS):							
7,075.00	0.00	7,075.00	6,375.00	6,275.00	0.00	700.00	90.11
=====							
*****TOTAL FOR FUND-SCC 300 9170 (WAITE FIELD TRIPS):							
8,300.00	0.00	8,300.00	7,500.00	0.00	0.00	800.00	90.36
=====							
*****TOTAL FOR FUND-SCC 300 9180 (NORTHROP FIELD TRIPS):							
10,875.00	0.00	10,875.00	7,755.22	4,952.00	0.00	3,119.78	71.31
=====							
*****TOTAL FOR FUND-SCC 300 9201 (CLAGGETT MIDDLE SCH. BAND FUND):							
33,000.00	600.00	33,600.00	31,221.97	6,632.06	35.00	2,343.03	93.03
=====							
*****TOTAL FOR FUND-SCC 300 9208 (CLAGGETT - 6TH GRADE TRIPS):							
154,000.00	84.00	154,084.00	100,525.64	0.00	0.00	53,558.36	65.24
=====							

Date: 07/13/17
Time: 2:59 pm

MEDINA CITY SCHOOL DISTRICT
Appropriation Account Summary
SORTED BY FUND-SCC

Page: 14
(APPSUM)

FYTD Appropriated	Prior FY Carryover Encumbrances	FYTD Expendable	FYTD Actual Expenditures	MTD Actual Expenditures	Current Encumbrances	FYTD Unencumbered Balance	FYTD Percent Exp/Enc
*****TOTAL FOR FUND-SCC 300 9250 (ROOT M.S. BAND FUND):							
18,200.00	0.00	18,200.00	16,798.96	751.50	48.00	1,353.04	92.57
=====							
*****TOTAL FOR FUND-SCC 300 9253 (ROOT M.S. BEEHIVE):							
500.00	100.00	600.00	435.96	190.36	32.09	131.95	78.01
=====							
*****TOTAL FOR FUND-SCC 300 9258 (ROOT - DISTRICT SUPERVISED ACTIVITIES):							
117,388.00	0.00	117,388.00	113,282.60	1,607.75	0.00	4,105.40	96.50
=====							
*****TOTAL FOR FUND-SCC 300 9302 (MENS VOLLEYBALL):							
5,100.00	600.00	5,700.00	4,310.00	2,000.00	0.00	1,390.00	75.61
=====							
*****TOTAL FOR FUND-SCC 300 9303 (HUDDLE/SHUDDLE):							
2,220.00	0.00	2,220.00	1,427.68	312.21	72.52	719.80	67.58
=====							
*****TOTAL FOR FUND-SCC 300 9304 (LINK CREW):							
4,000.00	0.00	4,000.00	2,854.33	0.00	0.00	1,145.67	71.36
=====							
*****TOTAL FOR FUND-SCC 300 9305 (MHS DANCE TEAM):							
2,900.00	0.00	2,900.00	738.50	0.00	0.00	2,161.50	25.47
=====							
*****TOTAL FOR FUND-SCC 300 9306 (MHS - DISTRICT SUPERVISED ACTIVITIES):							
200.00	0.00	200.00	0.00	0.00	0.00	200.00	0.00
=====							
*****TOTAL FOR FUND-SCC 300 9313 (DRAMA/MUSICAL):							
22,030.00	0.00	22,030.00	18,344.38	0.00	547.74	3,137.88	85.76
=====							
*****TOTAL FOR FUND-SCC 300 9325 (MHS BAND TRIP):							
1,446.86	0.00	1,446.86	1,446.86	0.00	0.00	0.00	100.00
=====							

Date: 07/13/17
Time: 2:59 pm

MEDINA CITY SCHOOL DISTRICT
Appropriation Account Summary
SORTED BY FUND-SCC

Page: 15
(APPSUM)

FYTD Appropriated	Prior FY Carryover Encumbrances	FYTD Expendable	FYTD Actual Expenditures	MTD Actual Expenditures	Current Encumbrances	FYTD Unencumbered Balance	FYTD Percent Exp/Enc
*****TOTAL FOR FUND-SCC 300 9334 (BEEHIVE CAFE):							
22,080.00	1,052.37	23,132.37	22,693.45	469.58	0.00	438.92	98.10
=====							
*****TOTAL FOR FUND-SCC 300 9390 (GLOBAL TRIPS):							
1,500.00	0.00	1,500.00	1,080.00	0.00	0.00	420.00	72.00
=====							
*****TOTAL FOR FUND-SCC 401 9000 (ST FRANCIS - MOBILE UNIT):							
254,658.73	0.00	254,658.73	254,658.73	0.00	0.00	0.00	100.00
=====							
*****TOTAL FOR FUND-SCC 401 9016 (AUXILIARY FUNDS/ST FRANCIS):							
15,588.71	49,817.56	65,406.27	65,406.27	0.00	0.00	0.00	100.00
=====							
*****TOTAL FOR FUND-SCC 401 9017 (AUXILIARY FUNDS/ST FRANCIS):							
386,897.67	0.00	386,897.67	330,879.97	55,193.99	41,750.85	14,266.85	96.31
=====							
*****TOTAL FOR FUND-SCC 401 9026 (AUX FUNDS NURTURY):							
209.00	300.00	509.00	509.00	0.00	0.00	0.00	100.00
=====							
*****TOTAL FOR FUND-SCC 401 9027 (AUX FUNDS NURTURY):							
13,946.78	0.00	13,946.78	12,597.32	5,512.93	554.63	794.83	94.30
=====							
*****TOTAL FOR FUND-SCC 401 9036 (AUX FUNDS MCA):							
648.94-	28,877.64	28,228.70	28,228.70	0.00	0.00	0.00	100.00
=====							
*****TOTAL FOR FUND-SCC 401 9037 (AUX FUNDS MCA):							
139,856.46	0.00	139,856.46	105,694.20	7,901.49	34,970.84	808.58-	100.58
=====							
*****TOTAL FOR FUND-SCC 401 9046 (AUX FUNDS KIDS COUNTRY):							
529.10-	7,455.97	6,926.87	6,900.62	159.99	0.00	26.25	99.62
=====							

Date: 07/13/17
Time: 2:59 pm

MEDINA CITY SCHOOL DISTRICT
Appropriation Account Summary
SORTED BY FUND-SCC

Page: 16
(APPSUM)

FYTD Appropriated	Prior FY Carryover Encumbrances	FYTD Expendable	FYTD Actual Expenditures	MTD Actual Expenditures	Current Encumbrances	FYTD Unencumbered Balance	FYTD Percent Exp/Enc
*****TOTAL FOR FUND-SCC 401 9047 (AUX FUNDS KIDS COUNTRY):							
13,074.68	0.00	13,074.68	6,929.44	6,929.44	6,145.24	0.00	100.00
=====							
*****TOTAL FOR FUND-SCC 451 9017 (CONNECTIVITY FY17):							
19,800.00	0.00	19,800.00	19,800.00	1,546.00	0.00	0.00	100.00
=====							
*****TOTAL FOR FUND-SCC 463 9017 (ALT ED):							
41,553.00	0.00	41,553.00	40,469.08	0.00	0.00	1,083.92	97.39
=====							
*****TOTAL FOR FUND-SCC 516 9015 (TITLE VI-B):							
2,690.82	0.00	2,690.82	0.00	0.00	0.00	2,690.82	0.00
=====							
*****TOTAL FOR FUND-SCC 516 9016 (TITLE VI-B):							
220,089.91	96,097.31	316,187.22	315,907.22	280.00-	0.00	280.00	99.91
=====							
*****TOTAL FOR FUND-SCC 516 9017 (TITLE VI-B):							
1,553,830.00	0.00	1,553,830.00	1,355,538.42	164,640.13	5,033.91	193,257.67	87.56
=====							
*****TOTAL FOR FUND-SCC 551 9117 (TITLE III LEP):							
11,219.47	0.00	11,219.47	11,219.47	0.00	0.00	0.00	100.00
=====							
*****TOTAL FOR FUND-SCC 572 9016 (TITLE I):							
73,000.77	75,436.18	148,436.95	148,436.95	0.00	0.00	0.00	100.00
=====							
*****TOTAL FOR FUND-SCC 572 9017 (TITLE I):							
659,310.69	0.00	659,310.69	493,273.88	69,443.10	43,068.24	122,968.57	81.35
=====							
*****TOTAL FOR FUND-SCC 572 9116 (TITLE I-D):							
25,140.16	4,450.69	29,590.85	29,590.85	0.00	0.00	0.00	100.00
=====							

Date: 07/13/17
Time: 2:59 pm

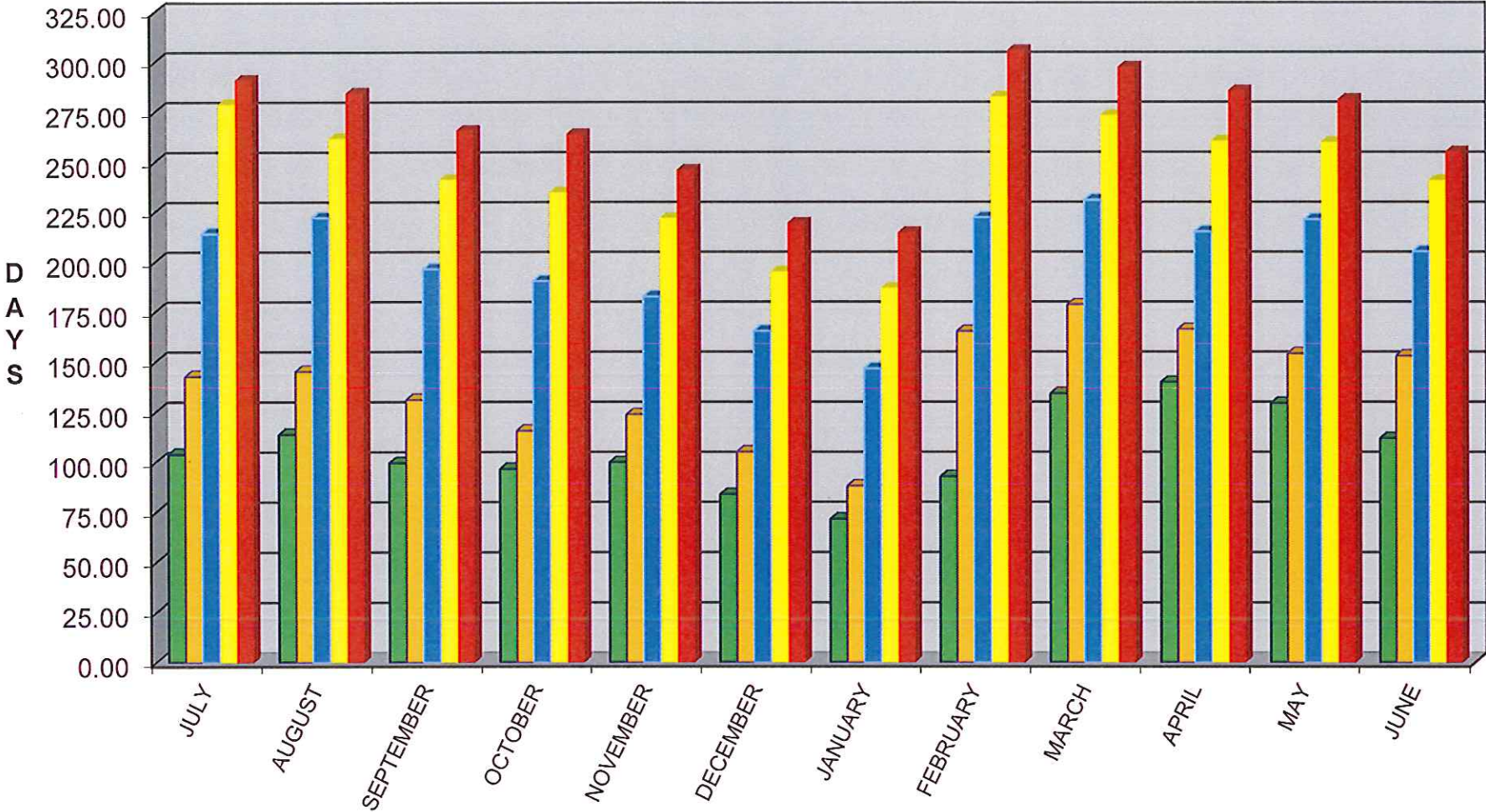
MEDINA CITY SCHOOL DISTRICT
Appropriation Account Summary
SORTED BY FUND-SCC

Page: 17
(APPSUM)

FYTD Appropriated	Prior FY Carryover Encumbrances	FYTD Expendable	FYTD Actual Expenditures	MTD Actual Expenditures	Current Encumbrances	FYTD Unencumbered Balance	FYTD Percent Exp/Enc
*****TOTAL FOR FUND-SCC 572 9117 (TITLE I-D):							
169,571.43	0.00	169,571.43	98,800.03	40,233.75	35,294.80	35,476.60	79.08
=====							
*****TOTAL FOR FUND-SCC 587 9016 (PRESCHOOL):							
3,161.06	1,827.00	4,988.06	4,988.06	0.00	0.00	0.00	100.00
=====							
*****TOTAL FOR FUND-SCC 587 9017 (PRESCHOOL):							
48,487.41	0.00	48,487.41	26,474.41	2,968.44	4,702.34	17,310.66	64.30
=====							
*****TOTAL FOR FUND-SCC 590 9016 (TITLE II-A):							
26,476.71	10,349.58	36,826.29	36,826.29	0.00	0.00	0.00	100.00
=====							
*****TOTAL FOR FUND-SCC 590 9017 (TITLE II-A):							
135,649.19	0.00	135,649.19	116,735.37	2,935.00	4,581.82	14,332.00	89.43
=====							
*****TOTAL FOR FUND-SCC 599 9016 (CHILD NUTRITION SCHOOL EQUIPMENT GRANT):							
0.00	6,500.00	6,500.00	6,500.00	0.00	0.00	0.00	100.00
=====							
*****GRAND TOTALS:							
105,868,642.98	1,790,888.83	107,659,531.81	103,188,826.14	10,064,791.78	1,916,996.50	2,553,709.17	97.63
=====							

GENERAL FUND-TRUE DAYS CASH

Includes Emergency Levy



FY 2013 FY 2014 FY 2015 FY 2016 FY 2017