

# Medina City Schools

## General Fund Analysis

June 30, 2018

	2017-2018	Y-T-D Actual		
	Original Estimate	July 2017 - June 2018	Percent	Variance
	(1)	(2)		(3)
Beginning Balance - July 1, 2017		53,851,830.20		0.00
General Fund	39,370,833.97			
Other Funds - Emergency Levy	14,480,996.23			
Revenue	<u>76,914,005.58</u>	<u>80,700,423.52</u>	<u>104.9%</u>	<u>-3,786,417.94</u>
	<b>76,914,005.58</b>	<b>80,700,423.52</b>		<b>-3,786,417.94</b>
Expenditures	76,147,614.00	75,914,139.15	99.7%	233,474.85
Encumbrance	946,300.00	723,414.76		222,885.24
	<u><b>77,093,914.00</b></u>	<u><b>76,637,553.91</b></u>		<u><b>456,360.09</b></u>
Ending Balance - June 30, 2018	53,671,921.78	57,914,699.81		-4,242,778.03

Original Estimate revenue, expenditure and encumbrance taken from May 2017 five-year forecast  
plus Return of Advances issued June 2017.  
Includes November 2013 Emergency Levy

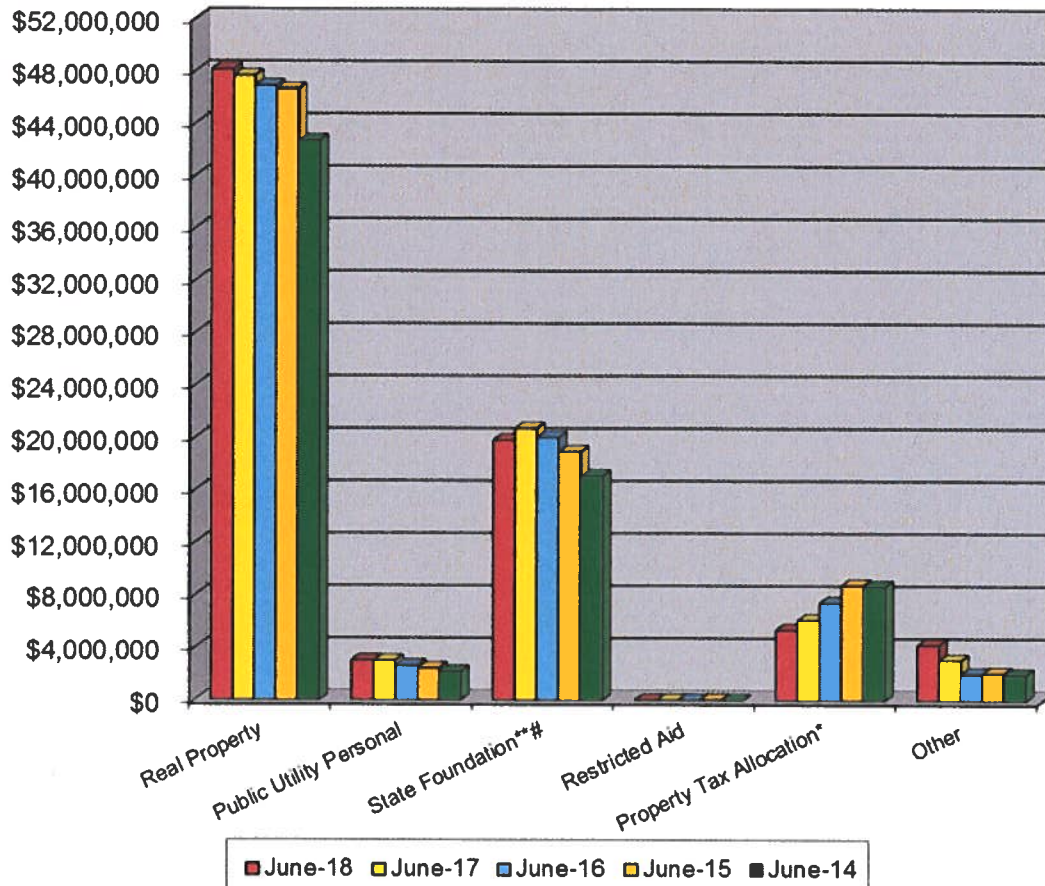
# **General Fund Summary**

June 2018

## **Revenues**

1. Real Property Taxes – Total Real Property Taxes received from the beginning of the fiscal year until June 30, 2018 is \$48,117,914.49. This is an increase of 1.0% above last year's taxes received at this time. The Final Settlement was received sending funds to Public Utility Personal Property in May. \$-0- was collected in June.
2. Public Utility Personal Property Taxes – Total Public Utility Personal Property Taxes received from the beginning of the fiscal year until June 30, 2018 is \$3,061,495.30. This is a 1.3% increase above last year. These monies are distributed upon settlement from the County Auditor. This amount is listed in a separate line for State and five-year forecasting purposes. \$-0- had been transferred in June.
3. State Foundation – State Foundation monies received from the State of Ohio from the beginning of the fiscal year until June 30, 2018 total \$19,843,923.92. This is a decrease of 4.3% below last year's foundation money received at this time. Business Tax Reimbursement funds from the State is lower in the current year than last. This includes \$356,722.67 from Casino revenues for the year. \$1,707,045.10 was collected in June.
4. Restricted Aid – Restricted Aid monies are for Career Tech funding. Monies received from the beginning of the fiscal year until June 30, 2018 total \$34,217.15. \$2,851.43 was collected in June.
5. Homestead and Rollback – Monies received from the State of Ohio from the beginning of the fiscal year until June 30, 2018 total \$5,387,357.11. Receipts are based upon the real property taxes collected and Homestead filings with the County Auditor. These revenues also include monies for personal property tax loss reimbursement from the State. \$-0- was collected in June.
6. Other – Other monies received from the beginning of the fiscal year until June 30, 2018 total \$4,255,515.55. This is an increase of 37.9% above last year at this time and is due to Tuition, Interest on Investments, Rent, Parking Fees, Miscellaneous Revenues, Field Trips, Medicare Funding and Settlement, and Refund of Prior Years Expenditures. \$447,380.72 was collected in June.

## General Fund Revenue



	June-18	June-17	June-16	June-15	June-14	Current Forecast
Real Property	\$48,117,914	\$47,651,143	\$46,911,362	\$46,638,611	\$42,721,214	\$48,117,914
Public Utility Personal	\$3,061,495	\$3,021,813	\$2,660,947	\$2,442,697	\$2,199,412	\$3,061,495
State Foundation**	\$19,843,924	\$20,735,433	\$20,059,676	\$18,973,291	\$17,126,023	\$19,269,272
Restricted Aid	\$34,217	\$32,623	\$11,521	\$58,034	\$6,294	\$84,395
Property Tax Allocation*	\$5,387,357	\$6,129,771	\$7,466,057	\$8,792,431	\$8,693,126	\$5,393,365
Other	\$4,255,516	\$3,085,961	\$2,066,716	\$2,097,725	\$1,994,022	\$3,072,900
<b>Total</b>	<b>\$80,700,424</b>	<b>\$80,656,745</b>	<b>\$79,176,279</b>	<b>\$79,002,790</b>	<b>\$72,740,092</b>	<b>\$78,999,341</b>
State %	31.3%	33.3%	34.8%	35.2%	35.5%	

\* Includes Homestead/Rollback, Tangible Personal Property Tax Fixed Rate Loss Reimbursement and Electric Deregulation.

\*\* Includes Casino Revenue in State Foundation beginning January 2013 and Economic Disadvantaged Funding in November 2013.

# Includes a one time Hold Harmless on TPP in May 2016

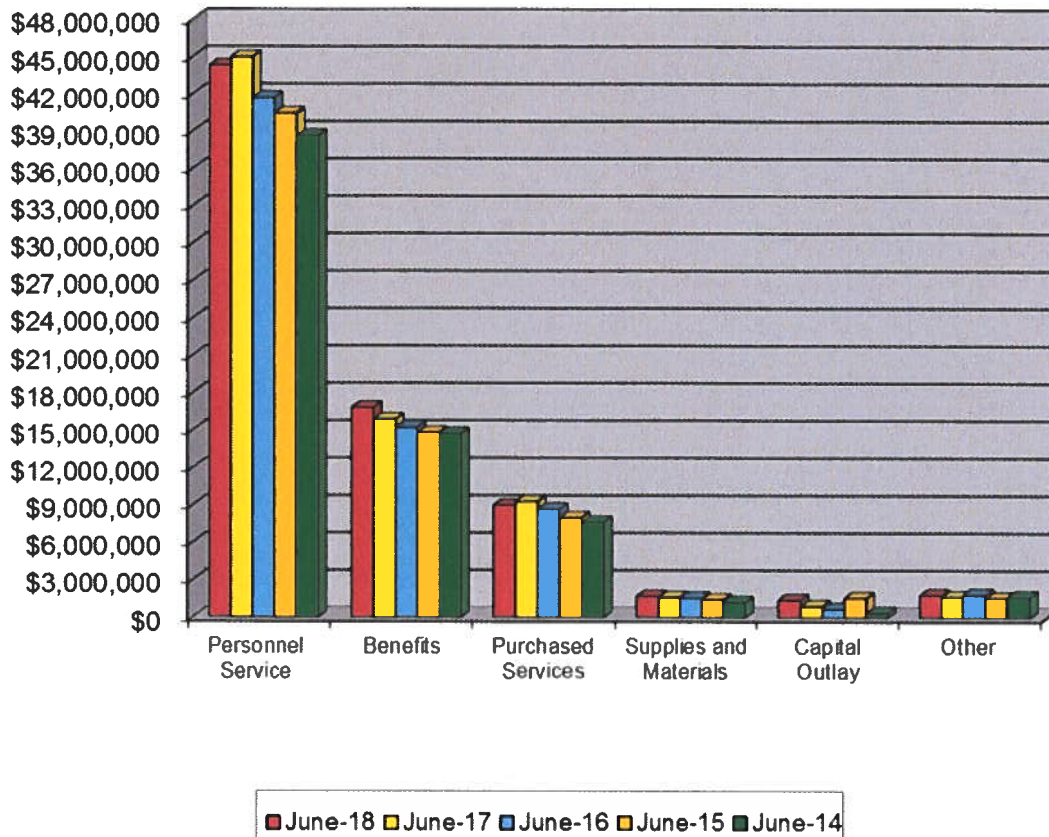
# **General Fund Summary**

June 2018

## **Expenditures**

1. Personnel Services– The costs for personnel services for the School District from the beginning of the fiscal year until June 30, 2018 was \$44,272,716.44. This was a decrease of 1.5% below last year at this time. \$3,576,155.76 was spent in June.
2. Benefits – The cost for benefits for the School District from the beginning of the fiscal year until June 30, 2018 was \$16,820,300.89. This was an increase of 5.9% above last year at this time. \$1,454,305.52 was spent in June.
3. Purchased Services – The cost for purchased services for the district from the beginning of the fiscal year until June 30, 2018 total \$9,007,768.62. This was a 3.0% decrease below last year at this time. \$709,917.73 was spent in June. Professional Services, Repairs and Services, Rentals, Security Services – PAC, Postage, Advertising, Electricity, Water/Sewer, Community Schools, and Payment in Lieu of Transportation account for the decrease.
4. Supplies and Materials – The cost for supplies and materials for the district from the beginning of the fiscal year until June 30, 2018 total \$1,703,334.40. This was a 5.7% increase above last year at this time. General Supplies, Office Supplies, Textbooks, Media Supplies, Meeting Supplies, Fuel, and Tires account for this increase. \$171,489.44 was spent in June.
5. Capital Outlay – The cost for capital outlay for the district from the beginning of the fiscal year until June 30, 2018 total \$1,411,084.07. This was a 54.1% increase above last year at this time and was mainly due to Classroom Technology, Middle School Equipment, District New Equipment, Maintenance, and Transportation Equipment. \$397,246.20 was spent in June.
6. Other – The cost of other expenditures excluding transfers for the district was \$1,822,095.63 for the fiscal year until June 30, 2018. This was a 9.5% increase above last year at this time. \$87,790.43 was spent in June. Dues/Fees, Fiscal Audit, County Board Services, and Election Expense, and Awards/Prizes make up the majority of this increase.

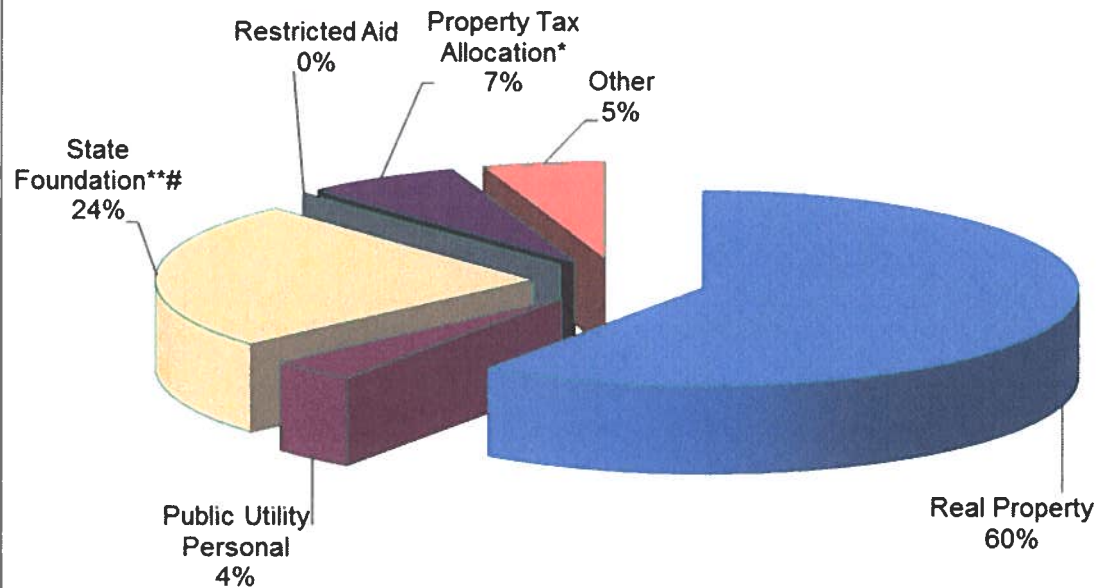
## General Fund Expenditures



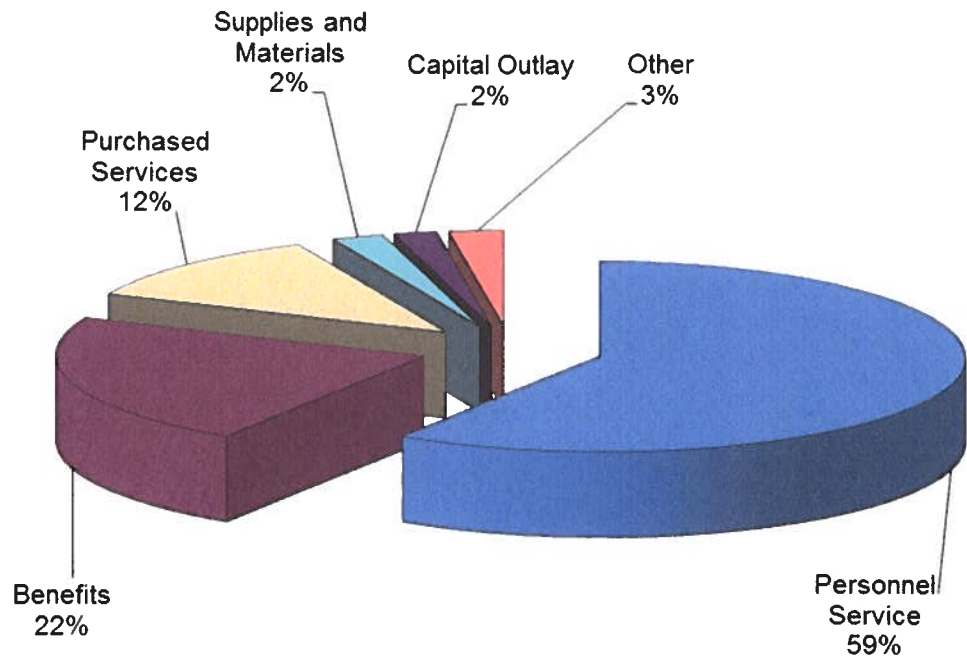
	June-18	June-17	June-16	June-15	June-14	Current Forecast
Personnel Service	\$44,272,716	\$44,943,105	\$41,683,168	\$40,452,865	\$38,657,889	\$44,887,765
Benefits	\$16,820,301	\$15,889,574	\$15,242,206	\$14,813,462	\$14,741,099	\$16,574,855
Purchased Services	\$9,007,769	\$9,283,434	\$8,687,191	\$8,002,935	\$7,635,769	\$9,631,419
Supplies and Materials	\$1,703,334	\$1,610,390	\$1,565,406	\$1,426,571	\$1,218,481	\$1,668,040
Capital Outlay	\$1,411,084	\$915,451	\$691,552	\$1,571,392	\$390,371	\$936,150
Other	\$1,822,096	\$1,664,045	\$1,843,971	\$1,569,866	\$1,661,757	\$1,803,149
Transfers and Adv., Etc.	\$876,839	\$875,458	\$1,073,411	\$554,820	\$481,728	\$663,988
Other than Debt						
<b>Total</b>	<b>\$75,914,139</b>	<b>\$75,181,458</b>	<b>\$70,786,905</b>	<b>\$68,391,912</b>	<b>\$64,787,094</b>	<b>\$76,165,366</b>



## Current General Fund Revenue



## Current General Fund Expenditures



## June 2018

## MEDINA CITY SCHOOLS BANK REC

## Balance

<b>Bank Balance - Regular Account</b>				3,347,352.46
Petty Cash	300.00			
Financial Checks Outstanding	65,506.10	225,413.75	(159,907.65)	
Worker Comp Outstanding	8,840.30			
Flex O'S Checks	2,066.09			
Payroll Checks Outstanding	597.89			
	(77,310.38)			3,270,042.08
Flex Spending Bank Acct	46,375.81			46,375.81
<b>Investments:</b>				
Sweep Account	0.00			
Redtree Investments	22,922,987.10			
T. Rowe - Collins	363,281.69		664,780.06	
T. Rowe - Bushman	0.00	363,281.69	5,624.48	
Scudder - Collins	301,498.37		670,404.54	
Scudder - Bushman	5,624.48	307,122.85		
Kanehl Stocks	4,979.46	670,404.54		
Star Ohio (22923)	27,305,363.90			
		27,305,363.90		
Star Plus 104791113939	0.00			
Multi-Bank Securities	14,345,000.00			
Multi-Bank Money Market	11.51			
Fifth Third Securities	9,673,463.30			
Fifth Third Money Market	38,139.24			
Fifth Third Treasuries Acct Int				
Total	74,960,349.05	74,960,349.05		78,276,766.94
<b>Adjustments</b>				
Deposits in Transit	6,626.65			
Expenses not posted	15,641.96			
Other adjustments (see below)	0.00			
Total	22,268.61			78,299,035.55
MCSD Balance				78,299,035.55
Difference Between Bank vs. Book				0.00

**MEDINA CITY SCHOOLS**  
SALES TAX UPDATE

Date	Sales Tax Description	Receipts	Expenditures	Balance
July 1, 2017	Beginning Balance (071) Sales Tax and (002-9012) Bond			\$3,232,044.11
July	6 Month Asbestos Surveillance Inspection and Reports		\$525.00	\$3,231,519.11
	Dell, Inc. Poweredge R330		\$22,608.00	\$3,208,911.11
	Paving Program		\$5,555.46	\$3,203,355.65
	Tennis Court Improvements		\$3,555.46	\$3,199,800.19
	VP-16 16 Port Analog IP Video Encoders		\$8,995.00	\$3,190,805.19
	4th Quarter Fleet Master Lease Agreement		\$9,110.24	\$3,181,694.95
	Concept Develop and Schem Design/Design Phase and Const		\$4,417.00	\$3,177,277.95
	Sales Tax Distribution	\$718,991.15		\$3,896,269.10
August	Turf Replacement		\$449,510.00	\$3,446,759.10
	Flex Flip Tables		\$8,461.00	\$3,438,298.10
	Paving Program		\$500.00	\$3,437,798.10
	Mesh Black Chairs		\$2,524.76	\$3,435,273.34
	Remove and Replace Conrete Stoop/Step at Entrance to Locker Room		\$2,100.00	\$3,433,173.34
	1st Quarter Fleet Master Lease Agreement		\$9,110.24	\$3,424,063.10
	Lavor and Materials/Fixture Relamping		\$57,780.00	\$3,366,283.10
	Romove and Replace 525 Sq. Ft. of Concrete at Heritage		\$4,100.00	\$3,362,183.10
	Black Chairs		\$9,017.00	\$3,353,166.10
	Freight Charges/Anchor Bracket System		\$60.00	\$3,353,106.10
	Labor and Materials for Garfield Cupola Repair		\$61,880.39	\$3,291,225.71
	Claggett Door Replacement		\$1,675.00	\$3,289,550.71
	District Paving Program		\$57,952.04	\$3,231,598.67
September	Soccer Groundbar Anchor Bracket System		\$40.62	\$3,231,558.05
	Tetherballs/Post/Funball/Hoop/Backboards/Freight		\$3,825.00	\$3,227,733.05
	Stack Chairs, Poly Shell, Chrome Legs		\$1,882.00	\$3,225,851.05
	1st Quarter Fleet Master Lease Agreement		\$9,645.81	\$3,216,205.24
	Garfield Locker Replacement Project		\$23,900.00	\$3,192,305.24
	Paving Program		\$11,550.00	\$3,180,755.24
	Bank Chargers for New Radios		\$900.00	\$3,179,855.24
	Mini Dome Camera/Network Drops		\$768.00	\$3,179,087.24
	Labor and Materials for Garfield Cupola Repair		\$5,380.91	\$3,173,706.33
	Claggett Middle School Exterior Gym Door Replacement and Frame Upg		\$6,900.00	\$3,166,806.33
	Engineering Design and Observation for Sports Lighting at Ken Dukes St		\$2,900.00	\$3,163,906.33
	Labor and Supplies for Removal and Replacement of Carpet/Claggett 304		\$2,189.00	\$3,161,717.33
	Service Agreement - Generator		\$17,761.00	\$3,143,956.33
October	District Paving Program		\$140,947.81	\$3,003,008.52
	Flex Flip Tables in PDC		\$6,265.00	\$2,996,743.52
	2nd Quarter Fleet Master Lease Agreement		\$9,519.82	\$2,987,223.70
	Sales Tax Distribution	\$845,102.53		\$3,832,326.23
	6' Park Bench with Backrest at Northrop		\$333.00	\$3,831,993.23
	Door Replacement-Main Entrance and Bus Loop at Claggett		\$17,800.00	\$3,814,193.23
	Tennis Court Improvement		\$317.62	\$3,813,875.61
	Cupola Bidding and Award Phase, Construction and Closeout Phase		\$2,276.00	\$3,811,599.61
November	COPS Principal and Interest		\$1,261,668.75	\$2,549,930.86
	Claggett Middle School Door Replacement		\$6,580.00	\$2,543,350.86
	Conference Tables		\$2,411.82	\$2,540,939.04
	Roller Shades for Garfield and Claggett, Installation		\$6,420.00	\$2,534,519.04
	Teatherball Post, Balls, Funball, Hoop, Backboards		\$3,825.00	\$2,530,694.04
	Sealcoat Parking Lot Area at Garfield		\$3,457.00	\$2,527,237.04
	Sealcoat Blake Elementary Playground		\$5,537.00	\$2,521,700.04
	2nd Quarter Fleet Master Lease Agreement		\$9,519.82	\$2,512,180.22
	Paving Program		\$4,500.00	\$2,507,680.22
	Replacement Mats at Garfield		\$520.20	\$2,507,160.02
	Materials for Flooring Replacement of Stage Area at EVOLVE		\$979.00	\$2,506,181.02
December	Refrigerator/Chest Freezer Central Office		\$1,181.00	\$2,505,000.02
	Cupboard Storage Units/Marker Board/Work Surfaces at Fenn		\$12,951.81	\$2,492,048.21
	Staff Workroom Furniture - Heritage		\$5,779.36	\$2,486,268.85



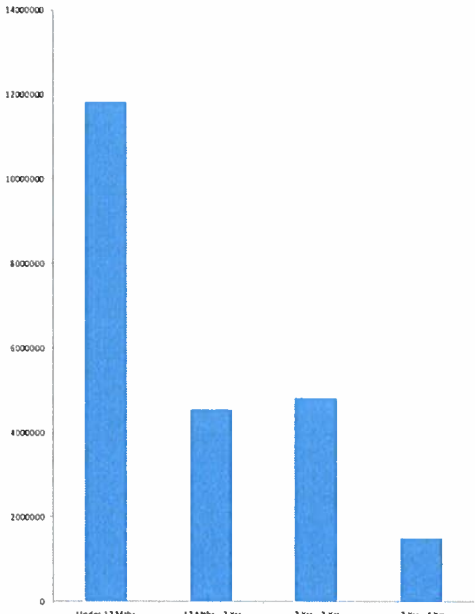
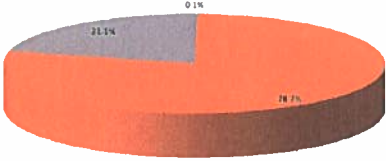
**MEDINA CITY SCHOOLS**  
**SALES TAX UPDATE**

Date	Sales Tax Description	Receipts	Expenditures	Balance
	NJPA Contract - Turf Replacement		\$39,390.00	\$2,446,878.85
	2nd Quarter Fleet Master Lease Agreement		\$9,519.82	\$2,437,359.03
	Provide/Install Security Cage at Claggett for Robotics Equipment		\$3,525.00	\$2,433,834.03
	Repairs/Improvements to Garfield Playground, Parking Lot Areas		\$8,574.53	\$2,425,259.50
	6-Month Asbestos Surveillance		\$525.00	\$2,424,734.50
	Worksurface Items for Communications Office		\$1,159.04	\$2,423,575.46
January 2018	Carpet Replacement at Bus Garage		\$2,749.00	\$2,420,826.46
	Fixture Relamping at MHS		\$11,245.00	\$2,409,581.46
	Sales Tax Distribution	\$786,197.16		\$3,195,778.62
	Balance Due on NJPA Contract - Turf Replacement		\$9,500.00	\$3,186,278.62
	3rd Quarter Fleet Master Lease Agreement		\$9,519.82	\$3,176,758.80
	Grace Drake Ceiling and Wall Plaster Repair and Paint		\$4,650.00	\$3,172,108.80
February	Art Tables/Educational Stools/Educational Fu		\$16,719.20	\$3,155,389.60
	3rd Quarter Fleet Master Lease Agreement		\$9,533.72	\$3,145,855.88
March	3rd Quarter Fleet Master Lease Agreement		\$9,519.82	\$3,136,336.06
	Turf Replacement		(\$3,000.00)	\$3,139,336.06
April	Turf Replacement		(\$5,000.00)	\$3,144,336.06
	Sales Tax Distribution	\$809,750.23		\$3,954,086.29
	4th Quarter Fleet Master Lease Agreement		\$9,523.72	\$3,944,562.57
	Labor and Material for Waite Boiler and Chiller Controllers Replacement		\$7,146.00	\$3,937,416.57
	Fabricate Portable Standards and Core Drill Curb at Dukes Stadium		\$3,561.83	\$3,933,854.74
	Project Bidding and Construction Tasks - Transportation		\$17,000.00	\$3,916,854.74
May	Fabricate Portable Standards and Core Drill Curb at Dukes Stadium		\$1,415.03	\$3,915,439.71
	Architect and Blueprint Fees for Claggett Improvement Project		\$7,659.30	\$3,907,780.41
	4th Quarter - Blueprints for Project Bidders		\$21.92	\$3,907,758.49
	4th Quarter Fleet Master Lease Agreement		\$9,519.82	\$3,898,238.67
	Project Bidding and Construction Tasks		\$4,832.82	\$3,893,405.85
	Engineering, Bidding and Construction Tasks		\$332.82	\$3,893,073.03
	Service Agreement - Generator		\$17,761.00	\$3,875,312.03
June	COPS Interest		\$476,843.75	\$3,398,468.28
	Root Classroom Conversion, Claggett Cafeteria Alteration		\$1,829.29	\$3,396,638.99
	Consultant Fee for Demo and Replacement of High School Roof Section		\$19,095.00	\$3,377,543.99
	4th Quarter Fleet Master Lease Agreement		\$9,519.82	\$3,368,024.17
	Fiscal Year Totals	\$3,160,041.07	\$3,024,061.01	

**Monthly Investment Summary**  
**Medina City School District**  
**US Bank Custodian Acct Ending x70982**  
 June 30, 2018

Monthly Cash Flow Activity		Market Value Summary				
<b>From 05-31-18 through 06-30-18</b>		<b>Security Type</b>	<b>Market Value</b>	<b>Pct. Assets</b>	<b>Avg Yield at Cost</b>	<b>Wght Avg Mat</b>
Beginning Book Value	22,901,235.82	<b>Money Market Fund</b>				
Contributions	0.00	MONEY MARKET FUND	33,712.37	0.1	1.75	0.00
Withdrawals	0.00	<b>Fixed Income</b>				
Realized Gains/Losses	0.00	U.S. GOVERNMENT AGENCY NOTES	17,831,710.73	78.5	1.29	1.41
Gross Interest Earnings	21,751.28	U.S. TREASURY BILLS	4,783,343.45	21.1	1.63	0.34
Ending Book Value	22,922,987.10	Accrued Interest	54,911.90	0.2		
		<b>TOTAL PORTFOLIO</b>	<b>22,703,678.46</b>	<b>100.0</b>	<b>1.36</b>	<b>1.18</b>

Maturity Distribution		Security Type Allocation	
<b>Distribution by Maturity</b> 			

**Disclosures:**

RedTree's internal accounting system is used as the source of the market value of this account. Although obtained from a source believed to be reliable, we cannot guarantee its accuracy. You should review all account statements provided by the custodian and compare with the statements provided by RedTree.

**Portfolio Holdings Report**  
**Medina City School District**  
**US Bank Custodian Acct Ending x70982**  
 June 30, 2018

Quantity	Cusip	Security Description	Moody's	S&P	Cost Basis	Market Value	Yield at Cost	Wtd Maturity	Purchase Date
<b>U.S. GOVERNMENT AGENCY NOTES</b>									
1,270,000	3134G9N60	Federal Home Ln Mtg 1.000% Due 07-27-18	Aaa	AA+	1,270,000.00	1,269,170.69	1.00	0.07	07-27-16
1,085,000	3135G0G72	Federal Natl Mtg Assoc 1.125% Due 12-14-18	Aaa	AA+	1,083,730.55	1,080,094.71	1.19	0.45	02-28-17
2,220,000	3137EADZ9	Federal Home Ln Mtg 1.125% Due 04-15-19	Aaa	AA+	2,219,267.40	2,199,533.82	1.14	0.78	03-21-16
2,500,000	3135G0K93	Federal Natl Mtg Assoc 1.250% Due 06-28-19	Aaa	AA+	2,500,000.00	2,472,082.50	1.25	0.98	06-28-16
2,140,000	3130A9EP2	Federal Home Ln Bank 1.000% Due 09-26-19	Aaa	AA+	2,139,807.40	2,102,948.04	1.00	1.22	09-30-16
40,000	3130A9EP2	Federal Home Ln Bank 1.000% Due 09-26-19	Aaa	AA+	39,946.20	39,307.44	1.05	1.22	10-31-16
2,420,000	3136G2RQ2	Federal Natl Mtg Assoc 1.400% Due 10-29-19	Aaa	AA+	2,420,000.00	2,386,565.28	1.40	1.30	10-29-15
1,270,000	3136G3J71	Federal Natl Mtg Assoc 1.420% Due 07-27-20	Aaa	AA+	1,270,000.00	1,236,370.40	1.42	2.01	07-27-16
1,520,000	3136G35C5	Federal Natl Mtg Assoc 1.400% Due 08-28-20	Aaa	AA+	1,520,000.00	1,479,476.80	1.40	2.10	08-30-16
2,130,000	3136G4AL7	Federal Natl Mtg Assoc 1.500% Due 09-30-20	Aaa	AA+	2,130,000.00	2,079,732.00	1.50	2.18	09-30-16
1,545,000	3136G34Y8	Federal Natl Mtg Assoc 1.600% Due 08-24-21	Aaa	AA+	1,545,000.00	1,486,429.05	1.60	3.02	08-30-16
Accrued Interest						54,911.90			
					18,137,751.55	17,886,622.63	1.29	1.41	
<b>U.S. TREASURY BILLS</b>									
1,770,000	912796NZ8	US Treasury Bill 0.000% Due 10-11-18	P-1	A-1+	1,746,167.39	1,760,422.53	1.40	0.28	10-25-17
100,000	912796QE2	US Treasury Bill 0.000% Due 10-25-18	P-1	A-1+	99,030.25	99,380.30	1.98	0.32	04-30-18
1,850,000	912796PD5	US Treasury Bill 0.000% Due 11-08-18	P-1	A-1+	1,822,590.97	1,836,824.30	1.58	0.36	11-30-17
1,095,000	912796QJ1	US Treasury Bill 0.000% Due 11-15-18	P-1	A-1+	1,083,734.57	1,086,716.32	2.06	0.38	05-17-18
					4,751,523.18	4,783,343.45	1.63	0.34	
<b>MONEY MARKET FUND</b>									
	USBMMF	First American Treasury Obligations Fund			33,712.37	33,712.37	1.75		
<b>TOTAL PORTFOLIO</b>					22,922,987.10	22,703,678.46	1.36	1.18	

**Disclosures:**

RedTree's internal accounting system is used as the source of the market value of this account. Although obtained from a source believed to be reliable, we cannot guarantee its accuracy. You should review all account statements provided by the custodian and compare with the statements provided by RedTree.

Questions? Call 888.596.2293 or email [info@redtreeinv.com](mailto:info@redtreeinv.com)

Monthly Activity Reports  
**Medina City School District**  
**US Bank Custodian Acct Ending x70982**  
From 06-01-18 Through 06-30-18

**GROSS INTEREST INCOME**

Ex-Date	Pay-Date	Security	Amount
<b>U.S. GOVERNMENT AGENCY NOTES</b>			
06-14-18	06-14-18	Federal Natl Mtg Assoc 1.125% Due 12-14-18	6,103.13
06-28-18	06-28-18	Federal Natl Mtg Assoc 1.250% Due 06-28-19	15,625.00
			21,728.13
<b>MONEY MARKET FUND</b>			
06-01-18	06-01-18	First American Treasury Obligations Fund	23.15
<b>GROSS INCOME</b>			<b>21,751.28</b>

**Disclosures:**

RedTree's internal accounting system is used as the source of the market value of this account. Although obtained from a source believed to be reliable, we cannot guarantee its accuracy. You should review all account statements provided by the custodian and compare with the statements provided by RedTree.

Questions? Call 888.596.2293 or email [info@redtreeinv.com](mailto:info@redtreeinv.com)

**Purchase and Sale**  
**Medina City School District**  
**US Bank Custodian Acct Ending x70982**  
From 06-01-18 Through 06-30-18

Trade Date	Settle Date	Quantity	Security	Unit Price	Amount
---------------	----------------	----------	----------	---------------	--------

No transactions were found!

**Disclosures:**

RedTree's internal accounting system is used as the source of the market value of this account. Although obtained from a source believed to be reliable, we cannot guarantee its accuracy. You should review all account statements provided by the custodian and compare with the statements provided by RedTree.

Questions? Call 888.596.2293 or email [info@redtreeinv.com](mailto:info@redtreeinv.com)

**Realized Gains/Losses**  
**Medina City School District**  
**US Bank Custodian Acct Ending x70982**  
 From 06-01-18 Through 06-30-18

Open Date	Close Date	Quantity	Security	Cost Basis	Proceeds	Gain Or Loss	
						Short Term	Long Term
TOTAL GAINS						0.00	0.00
TOTAL LOSSES						0.00	0.00
TOTAL REALIZED GAIN/LOSS						0.00	0.00

**Disclosures:**

RedTree's internal accounting system is used as the source of the market value of this account. Although obtained from a source believed to be reliable, we cannot guarantee its accuracy. You should review all account statements provided by the custodian and compare with the statements provided by RedTree.

Questions? Call 888.596.2293 or email [info@redtreeinv.com](mailto:info@redtreeinv.com)



ENV# CEBFSZNPBBKCMST\_BBBBB  
FIFTH THIRD SECURITIES, INC.  
MD IMOB2A  
5050 KINGSLEY DRIVE  
CINCINNATI, OH 45263

MEDINA CITY SCHOOLS  
DAVID CHAMBERS  
739 WEYMOUTH RD  
MEDINA OH 44256



---

**STATEMENT FOR THE PERIOD JUNE 1, 2018 TO JUNE 30, 2018**

MEDINA CITY SCHOOLS - Corporation  
Account Number: [REDACTED]

---

By the courtesy of:  
LEE/CARTER/SAVAGE

For questions about your accounts:  
Local: 614 744 5496  
National: 800 228 8852

---

<b>TOTAL VALUE OF YOUR PORTFOLIO</b>	<b>\$9,597,189.70</b>
--------------------------------------	-----------------------

---

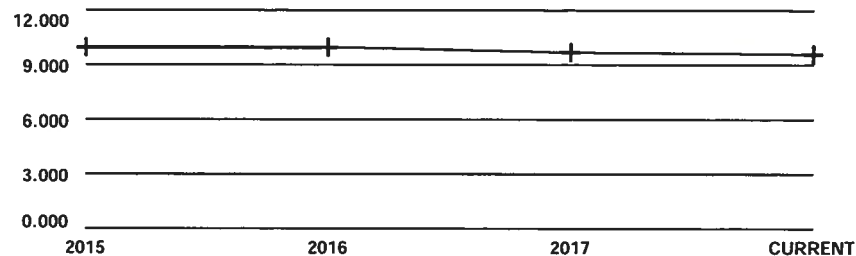
**FOR YOUR INFORMATION**

Fifth Third Securities, Inc. Investments offered through Fifth Third Securities, Inc., member  
FINRA/SIPC

---

**CHANGE IN VALUE OF YOUR PORTFOLIO**

\$ millions



*Change In Value Of Your Portfolio* information can be found in Miscellaneous Footnotes at the end of this statement.

**Fifth Third Securities, Inc.**

MN\_CEBFSZNPBBKCMST\_BBBBB 20180629

Account carried with National Financial Services LLC, Member  
NYSE, SIPC

Statement for the Period June 1, 2018 to June 30, 2018

MEDINA CITY SCHOOLS - Corporation

Account Number: [REDACTED]



## Account Overview

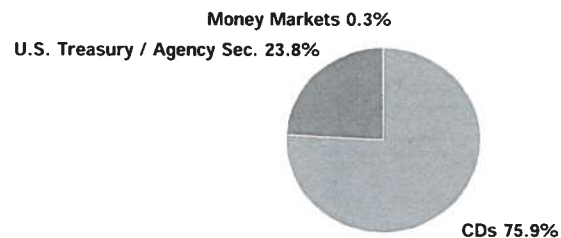
CHANGE IN ACCOUNT VALUE	Current Period	Year-to-Date
BEGINNING VALUE	\$9,602,207.63	\$9,690,786.57
Additions and Withdrawals	(\$7,986.05)	(\$86,944.95)
Income	\$8,270.40	\$87,238.47
Taxes, Fees and Expenses	\$0.00	\$0.00
Change in Value	(\$5,302.28)	(\$93,890.39)
ENDING VALUE (AS OF 06/30/18)	\$9,597,189.70	\$9,597,189.70

Refer to Miscellaneous Footnotes for more information on Change in Value.

INCOME	Current Period	Year-to-Date
TAXABLE		
Taxable Dividends	\$195.84	\$3,140.96
Taxable Interest	\$8,074.56	\$84,097.51
TOTAL TAXABLE	\$8,270.40	\$87,238.47
TOTAL INCOME	\$8,270.40	\$87,238.47

Taxable income is determined based on information available to NFS at the time the statement was prepared, and is subject to change. Final information on taxation of interest and dividends is available on Form 1099-Div, which is mailed in February of the subsequent year.

## ACCOUNT ALLOCATION



	Percent	Prior Period	Current Period
Money Markets	0.3 %	\$37,854.89	\$38,139.24
CDs	75.9	\$7,280,846.74	\$7,279,566.46
U.S. Treasury / Agency Sec.	23.8	\$2,283,506.00	\$2,279,484.00
TOTAL	100.0 %	\$9,602,207.63	\$9,597,189.70

**Account Allocation** shows the percentage that each asset class represents of your total account value. Account Allocation for equities, fixed income, and other categories may include mutual funds and may be net of short positions. NFS has made assumptions concerning how certain mutual funds are allocated. Closed-end mutual funds and Exchange Traded Products (ETPs) listed on an exchange may be included in the equity allocation. The chart may not reflect your actual portfolio allocation. Consult your broker/dealer prior to making investment decisions.

Statement for the Period June 1, 2018 to June 30, 2018

MEDINA CITY SCHOOLS - Corporation  
Account Number: [REDACTED]



## Account Overview *continued*

---

### MESSAGES AND ALERTS

Customers wishing to learn more about their investment professional can contact the FINRA BrokerCheck Hotline Number at 1-800-289-9999 or visit the FINRA Regulation website [www.finra.org](http://www.finra.org). Customers can also obtain an investor brochure that includes information describing the FINRA BrokerCheck program by contacting Brokerage Operations 1-888-889-1025.

Fifth Third Securities reminds you to please promptly report any inaccuracies or discrepancies in your account to Brokerage Operations by calling 1-888-889-1025. Please reconfirm any oral communications in writing to your Investment Professional to further protect your rights under the Securities Investor Protection Act SIPA.

For Texas Residents Only: we are writing to notify you that in accordance with Texas House Bill 1454 Act No. 350, you have the right to add a designated representative to your account for the purposes of receiving unclaimed property due diligence notifications. An unclaimed property due diligence notice would be communicated to you and your designated representative in the event your account is considered as unclaimed. You are not required to add a designated representative to your account, however if you wish to, please contact your financial advisor to place your request to add a designated representative to your account.

Customers wishing to learn more about how an order is routed or executed should notify their investment professional in writing. Pursuant to SEC rules, customers can request details on the identity of the venue to which their orders were routed for execution. A written report will be furnished upon request. To learn more about how your order is routed online, please visit <https://www.53.com/investments>.

Statement for the Period June 1, 2018 to June 30, 2018

MEDINA CITY SCHOOLS - Corporation

Account Number: [REDACTED]



## Holdings

NFS-provided cost basis, realized gain (loss) and holding period information may not reflect all adjustments necessary for tax purposes. Please refer to Footnotes and Cost Basis Information at the end of this statement for more information.

For additional information regarding your holdings, please refer to the footnotes at the end of the statement.

### CASH AND CASH EQUIVALENTS - 0.40% of Total Account Value

Description	Symbol/Cusip Account Type	Quantity	Price on 06/30/18	Current Market Value	Estimated Annual Income
<b>Money Markets</b>					
FEDERATED TREASURY OBLIGATIONS IS	TOIXX	38,139.24	\$1.00	\$38,139.24	
7 DAY YIELD 1.76%	CASH				
Dividend Option Cash					
Capital Gain Option Cash					
<b>Total Cash and Cash Equivalents</b>				<b>\$38,139.24</b>	

Statement for the Period June 1, 2018 to June 30, 2018

MEDINA CITY SCHOOLS - Corporation

Account Number: [REDACTED]



**HOLDINGS > FIXED INCOME - 99.60% of Total Account Value**

**ALERT:** You have a fixed income position due to mature within the next 90 days.

For an explanation of fixed income pricing, please see the last page. Redemption schedule(s), bond rating(s), and other information are provided where available. If information does not appear regarding a particular investment, it is not available. The ratings on this statement are provided by Standard & Poor's and/or Moody's to rate the quality based on the respective rating agency's assessment. Ratings information from Standard & Poor's ("S&P") may not be reproduced. S&P credit ratings are statements of opinion and are not statements of fact or recommendations to purchase, hold, or sell securities, nor do they address the suitability of securities for investment purposes, and should not be relied on as investment advice. S&P does not guarantee the accuracy, completeness, timeliness or availability of any information, including ratings, and is not responsible for errors or omissions (negligent or otherwise). S&P gives no express or implied warranties, including but not limited to any warranties of merchantability or fitness for a particular purpose or use. S&P shall not be liable for any direct, indirect, incidental, exemplary, compensatory, punitive, special or consequential damages, costs, expenses, legal fees, or losses (including lost income or profits and opportunity costs) in connection with any use of ratings.

Description	Symbol/Cusip Account Type	Quantity	Estimated Price on 06/30/18	Estimated Current Market Value	Estimated Annual Income	Original/Adjusted Cost Basis	Unrealized Gain (Loss)
<b>CDs</b>							
Certificates of Deposit (CDs), including Market Indexed CDs and Market Linked CDs (collectively, MCDs) are generally shown at estimated market prices based upon a matrix or model pricing method that may not represent the actual price if sold prior to maturity. However, CDs and MCDs may be shown at face value for up to seven calendar days from date of issue if estimated market prices have not been received from a third party pricing vendor. The actual value of CDs and MCDs may be different from their purchase price. CDs and MCDs are subject to interest rate risk. The estimated market price reflected for MCDs may not be based on the actual closing value of the linked market index on the final maturity date and the market value of MCDs may not correspond directly to increases or decreases in the underlying linked market index. You may sell CDs or MCDs in the secondary market subject to market conditions. The secondary market for CDs and MCDs is generally illiquid. If sold prior to maturity, the value of MCDs may be less than the purchase amount or face value. The sale or redemption of any fixed income security prior to maturity may result in a substantial gain or loss, and an early withdrawal penalty may apply. Certain MCDs may only be redeemed on pre-specified liquidation dates and may have call features that allow the issuer to call the MCD prior to maturity. Certain Step Rate CDs are also subject to reinvestment risk if call provisions are exercised by the issuer and if a CD with a comparable rate is not available.							
See sales materials or contact your broker/dealer for additional information.							
<b>FIRSTBANK PR SANTURCE CD 1.35000%</b> 07/30/2018 FDIC INSURED CPN PMT MONTHLY Next Interest Payable: 07/29/18 Estimated Yield 1.35% Accrued Interest \$18.35 Average Unit Cost \$1.00 Adjusted Cost Basis	33767AUS8 CASH	248,000	\$0.99955	\$247,888.40	\$3,348.00	\$248,000.00	
							(\$111.60)
<b>ORIENTAL B&amp;T SAN JUAN PR CD 1.30000%</b> 08/10/2018 FDIC INSURED CPN PMT SEMI-ANNUAL ON AUG 10, FEB 10 Next Interest Payable: 08/10/18 Estimated Yield 1.30% Accrued Interest \$1245.44 Average Unit Cost \$1.00 Adjusted Cost Basis	686184WR9 CASH	248,000	\$0.9995	\$247,876.00	\$3,224.00	\$248,000.00	
							(\$124.00)
<b>FIRST FINL NORTHWEST BK RENTON CD</b> 1.15000% 08/20/2018 FDIC INSURED CPN PMT MONTHLY	32022MAG3 CASH	248,000	\$0.99891	\$247,729.68	\$2,852.00	\$248,000.00	

Fifth Third Securities, Inc.

Account carried with National Financial Services LLC, Member  
NYSE, SIPC

MN\_CEBFSZNPBBKCMST\_BBBBB 20180629

Statement for the Period June 1, 2018 to June 30, 2018

MEDINA CITY SCHOOLS - Corporation  
Account Number: [REDACTED]



**HOLDINGS > FIXED INCOME** *continued*

Description	Symbol/Cusip Account Type	Quantity	Estimated Price on 06/30/18	Estimated Current Market Value	Estimated Annual Income	Original/Adjusted Cost Basis	Unrealized Gain (Loss)
<b>FIRST FINL NORTHWEST BK RENTON CD</b> Next Interest Payable: 07/19/18 Estimated Yield 1.15% Accrued Interest \$93.76 Average Unit Cost \$1.00 Adjusted Cost Basis	32022MAG3	<i>continued</i>				\$248,000.00 D	(\$270.32)
<b>MB FINL BK NA CHIC. IL CD 1.30000%</b> 02/08/2019 FDIC INSURED CPN PMT MONTHLY Next Interest Payable: 07/08/18 Estimated Yield 1.30% Accrued Interest \$204.79 Average Unit Cost \$1.00 Adjusted Cost Basis	55266CUM6 CASH	250,000	\$0.99463	\$248,657.50	\$3,250.00	\$250,000.00 D	(\$1,342.50)
<b>HARBORONE BK BROCKTON MA CD 1.40000%</b> 02/21/2019 FDIC INSURED CPN PMT MONTHLY Next Interest Payable: 07/21/18 CALLABLE ON 07/21/2018 @ 100.0000 Estimated Yield 1.40% Accrued Interest \$95.89 Average Unit Cost \$1.00 Adjusted Cost Basis	41166HAQ9 CASH	250,000	\$0.9948	\$248,700.00	\$3,500.00	\$250,000.00 D	(\$1,300.00)
<b>WOORI AMER BK NEW YORK N Y CD 1.30000%</b> 02/24/2019 FDIC INSURED CPN PMT SEMI-ANNUAL ON AUG 24, FEB 24 Next Interest Payable: 08/24/18 Estimated Yield 1.30% Accrued Interest \$1130.82 Average Unit Cost \$1.00 Adjusted Cost Basis	981059AW8 CASH	250,000	\$0.99405	\$248,512.50	\$3,250.00	\$250,000.00 D	(\$1,487.50)
<b>TRADITION CAP BK EDINA MINN CD 1.35000%</b> 04/30/2019 FDIC INSURED CPN PMT MONTHLY Next Interest Payable: 07/31/18 Estimated Yield 1.36% Accrued Interest \$27.74	89269FCP8 CASH	250,000	\$0.99204	\$248,010.00	\$3,375.00	\$250,000.00	

Fifth Third Securities, Inc.

MN\_CEBFSZNPBBKCMST\_BBBBB 20180629

Account carried with National Financial Services LLC, Member  
NYSE, SIPC



Statement for the Period June 1, 2018 to June 30, 2018

MEDINA CITY SCHOOLS - Corporation  
Account Number: [REDACTED]



**HOLDINGS > FIXED INCOME** *continued*

Description	Symbol/Cusip Account Type	Quantity	Estimated Price on 06/30/18	Estimated Current Market Value	Estimated Annual Income	Original/Adjusted Cost Basis	Unrealized Gain (Loss)
<b>TRADITION CAP BK EDINA MINN CD 1.35000%</b>	89269FCP8	<i>continued</i>					
Average Unit Cost \$1.00							
Adjusted Cost Basis						\$250,000.00 D	(\$1,990.00)
<b>CAPITAL BK LITTLE ROCK CD 1.40000%</b>	139797FV1	250,000	\$0.99186	\$247,965.00	\$3,500.00	\$250,000.00	
05/17/2019 FDIC INSURED	CASH						
CPN PMT MONTHLY							
Next Interest Payable: 07/17/18							
Estimated Yield 1.41%							
Accrued Interest \$134.25							
Average Unit Cost \$1.00							
Adjusted Cost Basis						\$250,000.00 D	(\$2,035.00)
<b>FIFTH THIRD BK CINCINNATI STN CD</b>	316777WA5	245,000	\$0.99908	\$244,774.60		\$245,000.00	
2.25000% 05/30/2019 FDIC INSURED	CASH						
CPN PMT @ MATURITY							
ON MAY 30							
1ST CPN DTE 05/30/2019							
Accrued Interest \$483.29							
Average Unit Cost \$1.00							
Adjusted Cost Basis						\$245,000.00 D	(\$225.40)
<b>STATE BK INDIA NEW YORK NY CD 1.60000%</b>	856285CB5	250,000	\$0.99241	\$248,102.50	\$4,000.00	\$250,000.00	
06/24/2019 FDIC INSURED	CASH						
CPN PMT SEMI-ANNUAL							
ON DEC 23, JUN 23							
Next Interest Payable: 12/23/18							
Estimated Yield 1.61%							
Accrued Interest \$87.67							
Average Unit Cost \$1.00							
Adjusted Cost Basis						\$250,000.00 D	(\$1,897.50)
<b>FIRST CENTY BK TAZEWEILL TENN CD 1.50000%</b>	319428AB4	250,000	\$0.98979	\$247,447.50	\$3,750.00	\$250,000.00	
08/09/2019 FDIC INSURED	CASH						
CPN PMT MONTHLY							
Next Interest Payable: 07/10/18							
Estimated Yield 1.51%							
Accrued Interest \$215.75							
Average Unit Cost \$1.00							
Adjusted Cost Basis						\$250,000.00 D	(\$2,552.50)
<b>SUMMIT CMNTY BK MOOREFIELD WV CD</b>	86604XLJ3	250,000	\$0.9855	\$246,375.00	\$3,625.00	\$250,000.00	

Fifth Third Securities, Inc.

Account carried with National Financial Services LLC, Member  
NYSE, SIPC

MN\_CEBFSZNPBBKCMST\_BBBBB 20180629

Statement for the Period June 1, 2018 to June 30, 2018

MEDINA CITY SCHOOLS - Corporation  
Account Number: [REDACTED]



**HOLDINGS > FIXED INCOME** *continued*

Description	Symbol/Cusip Account Type	Quantity	Estimated Price on 06/30/18	Estimated Current Market Value	Estimated Annual Income	Original/Adjusted Cost Basis	Unrealized Gain (Loss)
<b>SUMMIT CMNTY BK MOOREFIELD WV CD</b> 1.45000% 11/08/2019 FDIC INSURED CPN PMT MONTHLY Next Interest Payable: 07/08/18 Estimated Yield 1.47% Accrued Interest \$228.42 Average Unit Cost \$1.00 Adjusted Cost Basis	86604XLJ3 CASH	<i>continued</i>				\$250,000.00 D	(\$3,625.00)
<b>YADKIN VY BK &amp; TR CO ELKIN N C CD</b> 1.50000% 01/24/2020 FDIC INSURED CPN PMT MONTHLY Next Interest Payable: 07/25/18 Estimated Yield 1.52% Accrued Interest \$61.64 Average Unit Cost \$1.00 Adjusted Cost Basis	984308ET9 CASH	250,000	\$0.98264	\$245,660.00	\$3,750.00	\$250,000.00	
						\$250,000.00 D	(\$4,340.00)
<b>WORLDS FOREMOST BK SYDNEY NEB CD</b> 1.75000% 01/27/2020 FDIC INSURED CPN PMT MONTHLY Next Interest Payable: 07/26/18 Estimated Yield 1.77% Accrued Interest \$47.95 Average Unit Cost \$1.00 Adjusted Cost Basis	981571CX8 CASH	200,000	\$0.98639	\$197,278.00	\$3,500.00	\$200,000.00	
						\$200,000.00 D	(\$2,722.00)
<b>WELLS FARGO BANK NATL ASSN CD 1.75000%</b> 02/03/2020 FDIC INSURED CPN PMT MONTHLY Next Interest Payable: 07/01/18 Estimated Yield 1.77% Accrued Interest \$359.59 Average Unit Cost \$1.00 Adjusted Cost Basis	949763EG7 CASH	250,000	\$0.98612	\$246,530.00	\$4,375.00	\$250,000.00	
						\$250,000.00 D	(\$3,470.00)
<b>TIAA FSB JACKSONVILLE FLA 1.95000%</b> 11/23/2020 CD FDIC INSURED CPN PMT SEMI-ANNUAL ON MAY 21, NOV 21 Next Interest Payable: 11/21/18 Estimated Yield 1.99%	87270LAW3 CASH	247,000	\$0.97833	\$241,647.51	\$4,816.50	\$247,000.00	

Fifth Third Securities, Inc.

Account carried with National Financial Services LLC, Member  
NYSE, SIPC

MN\_CEBFSZNPBBKCMST\_BBBBB 20180629

Statement for the Period June 1, 2018 to June 30, 2018

MEDINA CITY SCHOOLS - Corporation  
Account Number: [REDACTED]



**HOLDINGS > FIXED INCOME** *continued*

Description	Symbol/Cusip Account Type	Quantity	Estimated Price on 06/30/18	Estimated Current Market Value	Estimated Annual Income	Original/Adjusted Cost Basis	Unrealized Gain (Loss)
<b>TIAA FSB JACKSONVILLE FLA 1.95000%</b>	87270LAW3	<i>continued</i>					
Accrued Interest \$541.03							
Average Unit Cost \$1.00							
Adjusted Cost Basis						\$247,000.00 D	(\$5,352.49)
<b>ALLY BK MIDVALE UTAH CD 2.50000%</b>	02007GAU7	245,000	\$0.98949	\$242,425.05	\$6,125.00	\$245,000.00	
02/01/2021 FDIC INSURED	CASH						
CPN PMT SEMI-ANNUAL							
ON AUG 01, FEB 01							
1ST CPN DTE 08/01/2018							
Next Interest Payable: 08/01/18							
Estimated Yield 2.52%							
Accrued Interest \$2517.12							
Average Unit Cost \$1.00							
Adjusted Cost Basis						\$245,000.00 D	(\$2,574.95)
<b>PRIME ALLIANCE BK UTAH CD 2.30000%</b>	74160NFW5	245,000	\$0.9832	\$240,884.00	\$5,635.00	\$245,000.00	
03/15/2021 FDIC INSURED	CASH						
CPN PMT MONTHLY							
Next Interest Payable: 07/13/18							
Estimated Yield 2.33%							
Accrued Interest \$277.89							
Average Unit Cost \$1.00							
Adjusted Cost Basis						\$245,000.00 D	(\$4,116.00)
<b>CAPITAL ONE BK USA NATL ASSN CD 2.25000%</b>	1404202B5	245,000	\$0.9727	\$238,311.50	\$5,512.50	\$243,858.30	
04/19/2021 FDIC INSURED	CASH						
CPN PMT SEMI-ANNUAL							
ON OCT 19, APR 19							
Next Interest Payable: 10/19/18							
Estimated Yield 2.31%							
Accrued Interest \$1102.50							
Average Unit Cost \$1.00							
Adjusted Cost Basis						\$243,858.30 D	(\$5,546.80)
<b>THIRD FED SVGS &amp; LN ASSN OF CD 2.50000%</b>	88413QBZ0	245,000	\$0.98661	\$241,719.45	\$6,125.00	\$245,000.00	
05/28/2021 FDIC INSURED	CASH						
CPN PMT SEMI-ANNUAL							
ON AUG 28, FEB 28							
1ST CPN DTE 08/28/2018							
Next Interest Payable: 08/28/18							
Estimated Yield 2.53%							

Fifth Third Securities, Inc.

Account carried with National Financial Services LLC, Member  
NYSE, SIPC

MN\_CEBFSZNPBBKCMST\_BBBBB 20180629

Statement for the Period June 1, 2018 to June 30, 2018

MEDINA CITY SCHOOLS - Corporation  
Account Number: [REDACTED]



**HOLDINGS > FIXED INCOME** *continued*

Description	Symbol/Cusip Account Type	Quantity	Estimated Price on 06/30/18	Estimated Current Market Value	Estimated Annual Income	Original/Adjusted Cost Basis	Unrealized Gain (Loss)
<b>THIRD FED SVGS &amp;LN ASSN OF CD 2.50000%</b>	88413QBZ0	<i>continued</i>					
Accrued Interest \$2064.04							
Average Unit Cost \$1.00							
Adjusted Cost Basis						\$245,000.00 D	(\$3,280.55)
<b>KS STATEBANK MANHATTAN KS CD 2.50000%</b>	50116CBX6	245,000	\$0.98589	\$241,543.05	\$6,125.00	\$245,000.00	
06/21/2021 FDIC INSURED	CASH						
CPN PMT MONTHLY							
Next Interest Payable: 07/21/18							
Estimated Yield 2.53%							
Accrued Interest \$167.81							
Average Unit Cost \$1.00							
Adjusted Cost Basis						\$245,000.00 D	(\$3,456.95)
<b>FIRST CHOICE BK CERRITOS CALIF CD</b>	319461BJ7	250,000	\$0.97335	\$243,337.50	\$3,750.00	\$250,000.00	
1.50000% 06/30/2021 FDIC INSURED	CASH						
CPN PMT MONTHLY							
Next Interest Payable: 07/30/18							
CALLABLE ON 06/30/2018 @ 100.0000							
STEP COUPON							
RESET FREQUENCY TERM MODE							
NEXT RESET 06/29/2019 @ 2.25000							
Estimated Yield 1.54%							
Average Unit Cost \$1.00							
Adjusted Cost Basis						\$250,000.00 D	(\$6,662.50)
<b>NORTHPOINTE BK GRAND RAPIDS MI CD</b>	666613GN8	245,000	\$0.98668	\$241,736.60	\$6,247.50	\$245,000.00	
2.55000% 07/19/2021 FDIC INSURED	CASH						
CPN PMT MONTHLY							
Next Interest Payable: 07/19/18							
Estimated Yield 2.58%							
Accrued Interest \$205.40							
Average Unit Cost \$1.00							
Adjusted Cost Basis						\$245,000.00 D	(\$3,263.40)
<b>SECURITY FED BK AIKEN S C CD 2.40000%</b>	81423LCE0	245,000	\$0.98181	\$240,543.45	\$5,880.00	\$245,000.00	
08/09/2021 FDIC INSURED	CASH						
CPN PMT MONTHLY							
Next Interest Payable: 07/07/18							
CALLABLE ON 08/07/2018 @ 100.0000							
Estimated Yield 2.44%							
Accrued Interest \$386.63							

Fifth Third Securities, Inc.

Account carried with National Financial Services LLC, Member  
NYSE, SIPC

MN \_CEBFSZNPBBKCMST\_BBBBB 20180629

Statement for the Period June 1, 2018 to June 30, 2018

MEDINA CITY SCHOOLS - Corporation  
Account Number: [REDACTED]



HOLDINGS > FIXED INCOME *continued*

Description	Symbol/Cusip Account Type	Quantity	Estimated Price on 06/30/18	Estimated Current Market Value	Estimated Annual Income	Original/Adjusted Cost Basis	Unrealized Gain (Loss)
<b>SECURITY FED BK AIKEN S C CD 2.40000%</b>	81423LCE0	<i>continued</i>					
Average Unit Cost \$1.00							
Adjusted Cost Basis						\$245,000.00 D	(\$4,456.55)
<b>FIRSTTRUST SVGS BK PA CD 2.55000%</b>	337630BJ5	245,000	\$0.98548	\$241,442.60	\$6,247.50	\$245,000.00	
09/13/2021 FDIC INSURED	CASH						
CPN PMT MONTHLY							
Next Interest Payable: 07/12/18							
Estimated Yield 2.58%							
Accrued Interest \$325.21							
Average Unit Cost \$1.00							
Adjusted Cost Basis						\$245,000.00 D	(\$3,557.40)
<b>MEDALLION BK UTAH CD 2.45000% 02/16/2022</b>	58404DBD2	245,000	\$0.97843	\$239,715.35	\$6,002.50	\$245,000.00	
FDIC INSURED	CASH						
CPN PMT MONTHLY							
Next Interest Payable: 07/16/18							
Estimated Yield 2.50%							
Accrued Interest \$246.68							
Average Unit Cost \$1.00							
Adjusted Cost Basis						\$245,000.00 D	(\$5,284.65)
<b>HSBC BK USA N A MC LEAN VA CD 1.75000%</b>	40434YFM4	250,000	\$0.98592	\$246,480.00	\$4,375.00	\$250,000.00	
02/17/2022 FDIC INSURED	CASH						
CPN PMT QUARTERLY							
ON MAY 17, AUG 17, NOV 17, FEB 17							
Next Interest Payable: 08/17/18							
CALLABLE ON 02/17/2019 @ 100.0000							
STEP COUPON							
RESET FREQUENCY TERM MODE							
NEXT RESET 02/17/2019 @ 2.30000							
Estimated Yield 1.77%							
Accrued Interest \$527.40							
Average Unit Cost \$1.00							
Adjusted Cost Basis						\$250,000.00 D	(\$3,520.00)
<b>NORTHFIELD BK STATEN ISLAND NY CD</b>	66612ACG1	245,000	\$0.97836	\$239,698.20	\$6,002.50	\$245,000.00	
2.45000% 02/22/2022 FDIC INSURED	CASH						
CPN PMT SEMI-ANNUAL							
ON AUG 21, FEB 21							
1ST CPN DTE 08/21/2018							
Next Interest Payable: 08/21/18							

Fifth Third Securities, Inc.

Account carried with National Financial Services LLC, Member  
NYSE, SIPC

MN\_CEBFSZNPBBKCMST\_BBBBB 20180629

Statement for the Period June 1, 2018 to June 30, 2018

MEDINA CITY SCHOOLS - Corporation  
Account Number: [REDACTED]



**HOLDINGS > FIXED INCOME** *continued*

Description	Symbol/Cusip Account Type	Quantity	Estimated Price on 06/30/18	Estimated Current Market Value	Estimated Annual Income	Original/Adjusted Cost Basis	Unrealized Gain (Loss)
<b>NORTHFIELD BK STATEN ISLAND NY CD</b>	66612ACG1	<i>continued</i>					
Estimated Yield 2.50%							
Accrued Interest \$2137.88							
Average Unit Cost \$1.00							
Adjusted Cost Basis						\$245,000.00	D (\$5,301.80)
<b>JPMORGAN CHASE BK CD 2.00000% 08/16/2022</b>	48126YDE0	248,000	\$0.97125	\$240,870.00	\$4,960.00	\$248,000.00	
FDIC INSURED	CASH						
CPN PMT SEMI-ANNUAL							
ON FEB 16, AUG 16							
Next Interest Payable: 08/16/18							
CALLABLE ON 08/16/2018 @ 100.0000							
STEP COUPON							
RESET FREQUENCY TERM MODE							
NEXT RESET 08/16/2021 @ 4.00000							
Estimated Yield 2.05%							
Accrued Interest \$1820.93							
Average Unit Cost \$1.00							
Adjusted Cost Basis						\$248,000.00	D (\$7,130.00)
<b>FIRST ST BK DEQUEEN ARK CD 1.75000%</b>	336460CJ7	248,000	\$0.95849	\$237,705.52	\$4,340.00	\$248,000.00	
08/31/2022 FDIC INSURED	CASH						
CPN PMT MONTHLY							
Next Interest Payable: 07/31/18							
CALLABLE ON 08/31/2018 @ 100.0000							
STEP COUPON							
RESET FREQUENCY TERM MODE							
NEXT RESET 08/31/2019 @ 2.00000							
Estimated Yield 1.82%							
Average Unit Cost \$1.00							
Adjusted Cost Basis						\$248,000.00	D (\$10,294.48)
<b>Total CDs</b>		<b>7,382,000</b>		<b>\$7,279,566.46</b>	<b>\$131,443.00</b>	<b>\$7,380,858.30</b>	<b>D (\$101,291.84)</b>
<b>U.S. Treasury / Agency Securities</b>							
<b>FEDERAL HOME LOAN BANKS BOND 2.15000%</b>	3130ADEZ1	400,000	\$98.884	\$395,536.00	\$8,600.00	\$399,416.00	
08/07/2020	CASH						
MOODY'S Aaa /S&P AA+							
CPN PMT SEMI-ANNUAL							
ON AUG 07, FEB 07							
1ST CPN DTE 08/07/2018							

Fifth Third Securities, Inc.

Account carried with National Financial Services LLC, Member  
NYSE, SIPC

MN\_CEBFSZNPBBKCMST\_BBBBB 20180629



Statement for the Period June 1, 2018 to June 30, 2018

MEDINA CITY SCHOOLS - Corporation

Account Number: [REDACTED]



HOLDINGS > FIXED INCOME *continued*

Description	Symbol/Cusip Account Type	Quantity	Estimated Price on 06/30/18	Estimated Current Market Value	Estimated Annual Income	Original/Adjusted Cost Basis	Unrealized Gain (Loss)
<b>FEDERAL HOME LOAN BANKS BOND 2.15000%</b>	3130ADEZ1	<i>continued</i>					
Next Interest Payable: 08/07/18							
CALLABLE ON 08/07/2018 @ 100.0000							
Accrued Interest \$3416.11							
Average Unit Cost \$99.85							
Adjusted Cost Basis						\$399,416.00 D	(\$3,880.00)
<b>FEDERAL HOME LN MTG CORP MTN 2.65000%</b>	3134GSEG6	700.000	\$99.627	\$697,389.00	\$18,550.00	\$700,000.00	
11/24/2021	CASH						
MOODY'S Aaa /S&P AA+							
CPN PMT SEMI-ANNUAL							
ON MAY 24, NOV 24							
Next Interest Payable: 11/24/18							
CALLABLE ON 08/24/2018 @ 100.0000							
Accrued Interest \$1906.53							
Average Unit Cost \$100.00							
Adjusted Cost Basis						\$700,000.00 D	(\$2,611.00)
<b>FEDERAL HOME LN MTG CORP MTN 2.35000%</b>	3134GBCW0	700.000	\$98.402	\$688,814.00	\$16,450.00	\$693,189.00	
03/29/2022	CASH						
MOODY'S Aaa /S&P AA+							
CPN PMT SEMI-ANNUAL							
ON SEP 29, MAR 29							
Next Interest Payable: 09/29/18							
CALLABLE ON 09/29/2018 @ 100.0000							
Accrued Interest \$4203.89							
Average Unit Cost \$99.03							
Adjusted Cost Basis						\$693,189.00 D	(\$4,375.00)
<b>FEDERAL HOME LOAN BANKS BOND 2.00000%</b>	3130ADGG1	500.000	\$99.549	\$497,745.00	\$10,000.00	\$500,000.00	
02/15/2023	CASH						
MOODY'S Aaa /S&P AA+							
CPN PMT SEMI-ANNUAL							
ON AUG 15, FEB 15							
1ST CPN DTE 08/15/2018							
Next Interest Payable: 08/15/18							
CALLABLE ON 02/15/2019 @ 100.0000							
STEP COUPON							
RESET FREQUENCY TERM MODE							
NEXT RESET 02/15/2019 @ 3.00000							
Accrued Interest \$3750.00							
Average Unit Cost \$100.00							

Fifth Third Securities, Inc.

Account carried with National Financial Services LLC, Member  
NYSE, SIPC

MN\_CEBFSZNPBBKCMST\_BBBBB 20180629

Statement for the Period June 1, 2018 to June 30, 2018

MEDINA CITY SCHOOLS - Corporation  
Account Number: [REDACTED]



**HOLDINGS > FIXED INCOME** *continued*

Description	Symbol/Cusip Account Type	Quantity	Estimated Price on 06/30/18	Estimated Current Market Value	Estimated Annual Income	Original/Adjusted Cost Basis	Unrealized Gain (Loss)
<b>FEDERAL HOME LOAN BANKS BOND 2.00000%</b> 3130ADGG1 <i>continued</i>							
Adjusted Cost Basis						\$500,000.00 D	(\$2,255.00)
<b>Total U.S. Treasury / Agency Securities</b>		<b>2,300,000</b>		<b>\$2,279,484.00</b>	<b>\$53,600.00</b>	<b>\$2,292,605.00</b>	<b>(\$13,121.00)</b>
<b>Total Fixed Income</b>		<b>9,682,000</b>		<b>\$9,559,050.46</b>	<b>\$185,043.00</b>	<b>\$9,673,463.30</b>	<b>(\$114,412.84)</b>
<b>Total Securities</b>				<b>\$9,559,050.46</b>	<b>\$185,043.00</b>	<b>\$9,673,463.30</b>	<b>(\$114,412.84)</b>
<b>TOTAL PORTFOLIO VALUE</b>				<b>\$9,597,189.70</b>	<b>\$185,043.00</b>	<b>\$9,673,463.30</b>	<b>(\$114,412.84)</b>

## Activity

NFS-provided cost basis, realized gain (loss) and holding period information may not reflect all adjustments necessary for tax purposes. Please refer to Footnotes and Cost Basis Information at the end of this statement for more information.

**CORE FUND ACTIVITY**

Settlement Date	Account Type	Transaction	Description	Quantity	Amount
06/01/18	CASH	YOU BOUGHT	FEDERATED TREASURY OBLIGATIONS IS @ 1	567.42	(\$567.42)
06/07/18	CASH	YOU BOUGHT	FEDERATED TREASURY OBLIGATIONS IS @ 1	499.4	(\$499.40)
06/08/18	CASH	YOU BOUGHT	FEDERATED TREASURY OBLIGATIONS IS @ 1	583.91	(\$583.91)
06/11/18	CASH	YOU BOUGHT	FEDERATED TREASURY OBLIGATIONS IS @ 1	318.49	(\$318.49)
06/12/18	CASH	YOU BOUGHT	FEDERATED TREASURY OBLIGATIONS IS @ 1	530.61	(\$530.61)

**Fifth Third Securities, Inc.**

MN\_CEBFSZNPBBKCMST\_BBBBB 20180629

Account carried with National Financial Services LLC, Member  
NYSE, SIPC

**Statement for the Period June 1, 2018 to June 30, 2018**

MEDINA CITY SCHOOLS - Corporation

Account Number: [REDACTED]



**CORE FUND ACTIVITY** *continued*

Settlement Date	Account Type	Transaction	Description	Quantity	Amount
06/13/18	CASH	YOU BOUGHT	FEDERATED TREASURY OBLIGATIONS IS @ 1	478.59	(\$478.59)
06/18/18	CASH	YOU BOUGHT	FEDERATED TREASURY OBLIGATIONS IS @ 1	807.06	(\$807.06)
06/19/18	CASH	YOU BOUGHT	FEDERATED TREASURY OBLIGATIONS IS @ 1	772.83	(\$772.83)
06/21/18	CASH	YOU BOUGHT	FEDERATED TREASURY OBLIGATIONS IS @ 1	817.47	(\$817.47)
06/25/18	CASH	YOU BOUGHT	FEDERATED TREASURY OBLIGATIONS IS @ 1	2,313.01	(\$2,313.01)
06/26/18	CASH	YOU BOUGHT	FEDERATED TREASURY OBLIGATIONS IS @ 1	297.26	(\$297.26)
06/29/18	CASH	YOU SOLD	FEDERATED TREASURY OBLIGATIONS IS @ 1	(7,701.7)	\$7,701.70
<b>TOTAL CORE FUND ACTIVITY</b>					<b>(\$284.35)</b>

**ACTIVITY > ADDITIONS AND WITHDRAWALS > OTHER ADDITIONS AND WITHDRAWALS**

Date	Account Type	Transaction	Description	Quantity	Amount
<b>Other Additions and Withdrawals</b>					
06/29/18	CASH	WIRE TRANS TO BANK	WD55454895		(\$7,986.05)
<b>Total Other Additions and Withdrawals</b>					<b>(\$7,986.05)</b>
<b>TOTAL ADDITIONS AND WITHDRAWALS</b>					<b>(\$7,986.05)</b>

Fifth Third Securities, Inc.

MN\_CEBFSZNPBBKCMST\_BBBBB 20180629

Account carried with National Financial Services LLC, Member NYSE, SIPC

Statement for the Period June 1, 2018 to June 30, 2018

MEDINA CITY SCHOOLS - Corporation  
Account Number: [REDACTED]



ACTIVITY > INCOME > TAXABLE INCOME

Settlement Date	Account Type	Transaction	Description	Quantity	Amount
<b>Taxable Dividends</b>					
05/31/18	CASH	DIVIDEND RECEIVED	FEDERATED TREASURY OBLIGATIONS IS DIVIDEND RECEIVED		\$195.84
<b>Total Taxable Dividends</b>					<b>\$195.84</b>
<b>Taxable Interest</b>					
06/01/18	CASH	INTEREST	WELLS FARGO BANK NATL ASSN CD 1.75000% 02/03/2020		\$371.58
06/07/18	CASH	INTEREST	SECURITY FED BK AIKEN S C CD 2.40000% 08/09/2021		\$499.40
06/08/18	CASH	INTEREST	MB FINL BK NA CHIC. IL CD 1.30000% 02/08/2019		\$276.03
06/08/18	CASH	INTEREST	SUMMIT CMNTY BK MOOREFIELD WV CD 1.45000% 11/08/2019		\$307.88
06/10/18	CASH	INTEREST	FIRST CENTY BK TAZEWEILL TENN CD 1.50000% 08/09/2019		\$318.49
06/12/18	CASH	INTEREST	FIRSTTRUST SVGS BK PA CD 2.55000% 09/13/2021		\$530.61
06/13/18	CASH	INTEREST	PRIME ALLIANCE BK UTAH CD 2.30000% 03/15/2021		\$478.59
06/16/18	CASH	INTEREST	MEDALLION BK UTAH CD 2.45000% 02/16/2022		\$509.80
06/17/18	CASH	INTEREST	CAPITAL BK LITTLE ROCK CD 1.40000% 05/17/2019		\$297.26

Fifth Third Securities, Inc.

Account carried with National Financial Services LLC, Member  
NYSE, SIPC

MN\_CEBFSZNPBBKCMST\_BBBBB 20180629

**Statement for the Period June 1, 2018 to June 30, 2018**

MEDINA CITY SCHOOLS - Corporation  
Account Number: [REDACTED]



**ACTIVITY > INCOME > TAXABLE INCOME** *continued*

Settlement Date	Account Type	Transaction	Description	Quantity	Amount
06/19/18	CASH	INTEREST	FIRST FINL NORTHWEST BK RENTON CD 1.15000% 08/20/2018		\$242.22
06/19/18	CASH	INTEREST	NORTHPOINTE BK GRAND RAPIDS MI CD 2.55000% 07/19/2021		\$530.61
06/21/18	CASH	INTEREST	HARBORONE BK BROCKTON MA CD 1.40000% 02/21/2019		\$297.26
06/21/18	CASH	INTEREST	KS STATEBANK MANHATTAN KS CD 2.50000% 06/21/2021		\$520.21
06/23/18	CASH	INTEREST	STATE BK INDIA NEW YORK NY CD 1.60000% 06/24/2019		\$1,994.52
06/25/18	CASH	INTEREST	YADKIN VY BK &TR CO ELKIN N C CD 1.50000% 01/24/2020		\$318.49
06/26/18	CASH	INTEREST	WORLDS FOREMOST BK SYDNEY NEB CD 1.75000% 01/27/2020		\$297.26
06/29/18	CASH	INTEREST	FIRSTBANK PR SANTURCE CD 1.35000% 07/30/2018		\$284.35
<b>Total Taxable Interest</b>					<b>\$8,074.56</b>
<b>Total Taxable Income</b>					<b>\$8,270.40</b>
<b>TOTAL INCOME</b>					<b>\$8,270.40</b>

**Fifth Third Securities, Inc.**

MN\_CEBFSZNPBBKCMST\_BBBBB 20180629

Account carried with National Financial Services LLC, Member  
NYSE, SIPC

# Brokerage

## Account Statement

June 1, 2018 - June 30, 2018

Account Number: [REDACTED]

MEDINA CITY SCHOOLS  
739 WEYMOUTH RD  
MEDINA OH 44256-2037**Your Account Executive:**  
ANDREW CARDINALI

### Portfolio at a Glance

	This Period
<b>BEGINNING ACCOUNT VALUE</b>	<b>\$13,022,072.04</b>
Deposits (Cash & Securities)	1,237,000.00
Withdrawals (Cash & Securities)	-17,849.25
Dividends, Interest and Other Income	15,837.74
<b>Net Change in Portfolio<sup>1</sup></b>	<b>-2,176.62</b>
<b>ENDING ACCOUNT VALUE</b>	<b>\$14,254,883.91</b>
Estimated Annual Income	\$294,916.00

<sup>1</sup> Net Change in Portfolio is the difference between the ending account value and beginning account value after activity.

### Asset Summary

Percent	Asset Type	Last Period	This Period
1%	Cash, Money Funds, and Bank Deposits	23.02	11.51
99%	Fixed Income	13,022,049.02	14,254,872.40
100%	<b>Account Total</b>	<b>\$13,022,072.04</b>	<b>\$14,254,883.91</b>

Please review your allocation periodically with your Account Executive.

### Client Service Information

**Your Account Executive:** ATT  
ANDREW CARDINALI**Contact Information****E-Mail Address:**  
customerservice@mbssecurities.com**Client Service Information****Service Hours:** Weekdays 09:00 a.m. - 05:00 p.m. (EST)  
**Client Service Telephone Number:** (800) 967-9045  
**Web Site:** WWW.MBSSECURITIES.COM

## Your Account Information

### INVESTMENT OBJECTIVE

Investment Objective: NONE SPECIFIED

Please discuss your investment objective with your Account Executive.

### TAX LOT DEFAULT DISPOSITION METHOD

Default Method for Mutual Funds: First In First Out

Default Method for Stocks in a Dividend Reinvestment Plan: First In First Out

Default Method for all Other Securities: First In First Out

### BOND AMORTIZATION ELECTIONS

Amortize premium on taxable bonds based on Constant Yield Method: Yes

Accrual market discount method for all other bond types: Constant Yield Method

Include market discount in income annually: No

### ELECTRONIC DELIVERY

You have not selected any account communications for electronic delivery. To register and turn off paper communications, log in to your account or contact your Account Executive for more information.

## Income and Expense Summary

	Current Period		Year-to-Date	
	Taxable	Non Taxable	Taxable	Non Taxable
<b>Interest Income</b>				
Other Interest	15,837.74	0.00	94,949.51	0.00
<b>Total Dividends, Interest, Income and Expenses</b>	<b>\$15,837.74</b>	<b>\$0.00</b>	<b>\$94,949.51</b>	<b>\$0.00</b>

## Accrued Interest Summary

	Current Period		Year-to-Date	
	Taxable	Non Taxable	Taxable	Non Taxable
<b>Accrued Interest Paid</b>				
Other Accrued Interest	0.00	0.00	-72.45	0.00
<b>Total Accrued Interest Paid</b>	<b>\$0.00</b>	<b>\$0.00</b>	<b>-\$72.45</b>	<b>\$0.00</b>
<b>Accrued Interest Received</b>				
Other Accrued Interest	0.00	0.00	540.69	0.00
<b>Total Accrued Interest Received</b>	<b>\$0.00</b>	<b>\$0.00</b>	<b>\$540.69</b>	<b>\$0.00</b>

June 1, 2018 - June 30, 2018  
MEDINA CITY SCHOOLS

## Portfolio Holdings

Description	Quantity	Opening Balance	Closing Balance	Accrued Income	30-Day Yield
<b>CASH, MONEY FUNDS, AND BANK DEPOSITS 1.00% of Portfolio</b>					
<b>Cash Balance</b>		23.02	11.51		
<b>TOTAL CASH, MONEY FUNDS, AND BANK DEPOSITS</b>		\$23.02	\$11.51	\$0.00	

Description	Quantity	Market Price	Market Value	Accrued Interest	Estimated Annual Income	Estimated Yield
<b>FIXED INCOME 99.00% of Portfolio (In Maturity Date Sequence)</b>						
<b>Certificates of Deposit</b>						
MORGAN STANLEY BK N A SALT LAKE CITY UTAH CTF DEP ACT/365 AT-MATURITY 1.500% 08/03/18 B/E DTD 08/03/17 Security Identifier: 61747MXR7	248,000.000	99.9600	247,900.80	3,373.48	3,720.00	1.50%
SAFRA NATL BK NEW YORK CTF DEP PROGRAM BOOK ENTRY 3/A2 INSTL CTF DEP 1.500% 09/18/18 B/E DTD 08/18/17 Security Identifier: 78658QT45	248,000.000	99.8960	247,742.08	1,324.93	3,720.00	1.50%
FRANKLIN SYNERGY BK TENN CTF DEP ACT/365 MONTHLY 1.500% 10/19/18 B/E DTD 07/19/17 1ST CPN DTE 08/19/17 Security Identifier: 35471TDM1	248,000.000	99.8440	247,613.12	112.11	3,720.00	1.50%
AMERICAN EXPRESS FED SVGS BK INSTL CTF DEP PROGRAM BOOK INSTL CTF DEP 1.450% 11/05/18 B/E DTD 05/03/17 Security Identifier: 02587CEG1	248,000.000	99.7910	247,481.68	571.42	3,596.00	1.45%
PARKWAY BK & TR HARWOOD HEIGHTS ILL CTF DEP ACT/365 MONTHLY 1.750% 12/21/18 B/E DTD 12/22/17 Security Identifier: 70153RJE9	248,000.000	99.8310	247,580.88	95.12	4,340.00	1.75%
HANMI BK LOS ANGELES CALIF CTF DEP ACT/365 MONTHLY 1.550% 12/24/18 B/E DTD 06/23/17 1ST CPN DTE 07/23/17 Security Identifier: 410493CDO	248,000.000	99.7290	247,327.92	73.72	3,844.00	1.55%



## Portfolio Holdings (continued)

Description	Quantity	Market Price	Market Value	Accrued Interest	Estimated Annual Income	Estimated Yield
<b>FIXED INCOME (continued)</b>						
<b>Certificates of Deposit (continued)</b>						
LEGACYTEXAS BK PLANO CTF DEP ACT/365 MONTHLY 1.650% 01/08/19 B/E DTD 12/08/17 1ST CPN DTE 01/08/18 Security Identifier: 524680BM6	248,000.000	99.7470	247,372.56	246.64	4,092.00	1.65%
CHEMICAL BK MIDLAND MICH CTF DEP ACT/365 AT-MATURITY 1.850% 01/30/19 B/E DTD 01/30/18 1ST CPN DTE 01/30/19 Security Identifier: 163681CM9	245,000.000	99.7990	244,507.55	1,875.09	4,532.50	1.85%
BMO HARRIS BK NATL ASSN CHICAGO ILL CTF DEP ACT/365 AT-MATURITY 1.850% 01/31/19 B/E DTD 01/31/18 Security Identifier: 05581WUW3	245,000.000	99.7970	244,502.65	1,862.67	4,532.50	1.85%
CATHAY BK LOS ANGELES CALIF CTF DEP ACT/365 MONTHLY 1.700% 03/07/19 B/E DTD 09/07/17 1ST CPN DTE 10/07/17 Security Identifier: 149159LG8	248,000.000	99.6330	247,089.84	265.67	4,216.00	1.70%
WASHINGTON TR CO WESTERLY R I CTF DEP ACT/365 SEMI-ANNUALLY 1.600% 03/08/19 B/E DTD 09/08/17 Security Identifier: 940637JJ1	248,000.000	99.5590	246,906.32	1,239.32	3,968.00	1.60%
BANK HOPE LOS ANGELES CA CTF DEP ACT/365 1.600% 03/22/19 B/E DTD 09/22/17 1ST CPN DTE 10/22/17 Security Identifier: 062683AN7	248,000.000	99.5190	246,807.12	86.97	3,968.00	1.60%
LAKE CITY BK WARSAW IND CTF DEP ACT/365 MONTHLY 1.600% 03/22/19 B/E DTD 03/22/17 1ST CPN DTE 04/22/17 Security Identifier: 508176CH5	249,000.000	99.5190	247,802.31	87.32	3,984.00	1.60%
PEOPLES BK EWING VA CTF DEP ACT/365 MONTHLY 1.700% 03/28/19 B/E DTD 12/28/17 1ST CPN DTE 01/28/18 Security Identifier: 710347AK1	248,000.000	99.5760	246,948.48	23.10	4,216.00	1.70%
WHITNEY BK GULFPORT MS CTF DEP ACT/365 SEMI-ANNUALLY 1.650% 04/22/19 B/E DTD 04/20/17 1ST CPN DTE 10/20/17 Security Identifier: 966594AY9	248,000.000	99.4720	246,690.56	795.98	4,092.00	1.65%

June 1, 2018 - June 30, 2018  
MEDINA CITY SCHOOLS

**Portfolio Holdings (continued)**

Description	Quantity	Market Price	Market Value	Accrued Interest	Estimated Annual Income	Estimated Yield
<b>FIXED INCOME (continued)</b>						
<b>Certificates of Deposit (continued)</b>						
UBS BK USA SALT LAKE CITY UT CTF DEP ACT/365 MONTHLY 2.150% 04/30/19 B/E DTD 04/30/18 1ST CPN DTE 05/30/18 Security Identifier: 90348JCL2	248,000.000	99.8660	247,667.68	0.00	5,332.00	2.15%
CITY NATL BK FLA MIAMI CTF DEP ACT/365 AT-MATURITY 2.200% 05/24/19 B/E DTD 05/24/18 1ST CPN DTE 05/24/19 Security Identifier: 17801DDTO	244,000.000	99.8700	243,682.80	544.15	5,368.00	2.20%
FIRST BK SOUTH PINES NORTH CAROLINA CTF DEP ACT/365 1.700% 05/31/19 B/E DTD 05/31/17 1ST CPN DTE 06/30/17 Security Identifier: 31931TEL5	247,000.000	99.4110	245,545.17	0.00	4,199.00	1.71%
MIDLAND STS BK EFFINGHAM ILL CTF DEP ACT/365 1.850% 06/14/19 B/E DTD 12/14/17 CALLABLE Security Identifier: 59774QFG2	248,000.000	99.5130	246,792.24	201.12	4,588.00	1.85%
FIDELITY BK NEW ORLEANS LA CTF DEP ACT/365 MONTHLY 1.900% 07/19/19 B/E DTD 01/19/18 1ST CPN DTE 02/19/18 Security Identifier: 31617CAH6	248,000.000	99.4740	246,695.52	142.01	4,712.00	1.91%
COMENITY CAP BK SALT LAKE CITY UTAH CTF DEP ACT/365 1.700% 07/24/19 B/E DTD 07/24/17 1ST CPN DTE 08/24/17 Security Identifier: 20033AVA1	248,000.000	99.2500	246,140.00	69.30	4,216.00	1.71%
UNITY BK CLINTON NJ CTF DEP ACT/365 MONTHLY 1.950% 07/30/19 B/E DTD 01/30/18 1ST CPN DTE 02/28/18 Security Identifier: 91330ABJ5	248,000.000	99.4980	246,755.04	26.50	4,836.00	1.95%
SOUTHWEST NATL BK WICHITA KANS CTF DEP ACT/365 MONTHLY 2.000% 08/02/19 B/E DTD 02/02/18 1ST CPN DTE 03/02/18 Security Identifier: 845182BE3	248,000.000	99.5460	246,874.08	380.49	4,960.00	2.00%

## Portfolio Holdings (continued)

Description	Quantity	Market Price	Market Value	Accrued Interest	Estimated Annual Income	Estimated Yield
<b>FIXED INCOME (continued)</b>						
<b>Certificates of Deposit (continued)</b>						
MORGAN STANLEY PRIVATE BK NATL ASSN PUR N Y CTF DEP ACT/365 1.700% 08/05/19 B/E DTD 08/03/17 Security Identifier: 61760ACL1	248,000.000	99.2140	246,050.72	1,697.95	4,216.00	1.71%
STERLING BK POPLAR BLUFF MO CTF DEP ACT/365 MONTHLY 1.750% 08/08/19 B/E DTD 09/08/17 1ST CPN DTE 10/08/17 Security Identifier: 85916VCD5	248,000.000	99.2580	246,159.84	261.59	4,340.00	1.76%
CAPITAL ONE NATL ASSN MCLEAN VA CTF DEP ACT/365 1.700% 08/23/19 B/E DTD 08/23/17 1ST CPN DTE 02/23/18 Security Identifier: 14042RHJ3	248,000.000	99.1550	245,904.40	1,466.94	4,216.00	1.71%
ENERBANK USA SALT LAKE CITY UTAH CTF DEP ACT/365 MONTHLY 1.700% 09/16/19 B/E DTD 09/15/17 1ST CPN DTE 10/15/17 Security Identifier: 29266N6E2	248,000.000	99.0740	245,703.52	173.26	4,216.00	1.71%
BANKERS BK OKLA CITY CTF DEP ACT/365 MONTHLY 1.700% 09/20/19 B/E DTD 09/20/17 1ST CPN DTE 10/20/17 Security Identifier: 06610QDMO	248,000.000	99.0600	245,668.80	115.51	4,216.00	1.71%
FIRST NATL BK LONG IS N Y CTF DEP ACT/365 MONTHLY 2.300% 09/30/19 B/E DTD 03/28/18 1ST CPN DTE 04/28/18 Security Identifier: 329864AB8	248,000.000	99.7640	247,414.72	31.25	5,704.00	2.30%
MAGNOLIA BK INC KY CTF DEP ACT/365 MONTHLY 1.750% 10/11/19 B/E DTD 10/12/17 CALLABLE Security Identifier: 559582AA9	248,000.000	99.0480	245,639.04	214.03	4,340.00	1.76%
MERRICK BK SOUTH JORDAN UTAH CTF DEP ACT/365 MONTHLY 1.700% 10/30/19 B/E DTD 10/30/17 1ST CPN DTE 11/30/17 Security Identifier: 59013JD22	248,000.000	98.9150	245,309.20	0.00	4,216.00	1.71%
BELMONT BK & TR CO CHICAGO IL CTF DEP ACT/365 MONTHLY 1.700% 11/06/19 B/E DTD 11/06/17 1ST CPN DTE 12/06/17 Security Identifier: 08016PCP2	248,000.000	98.8910	245,249.68	277.22	4,216.00	1.71%



June 1, 2018 - June 30, 2018  
MEDINA CITY SCHOOLS

**Portfolio Holdings (continued)**

Description	Quantity	Market Price	Market Value	Accrued Interest	Estimated Annual Income	Estimated Yield
<b>FIXED INCOME (continued)</b>						
<b>Certificates of Deposit (continued)</b>						
KEARNY BK NEW JERSEY CTF DEP ACT/365 SEMI-ANNUALLY 1.700% 11/15/19 B/E DTD 11/15/17 1ST CPN DTE 05/15/18 Security Identifier: 48714LAE9	247,000.000	98.8540	244,169.38	529.19	4,199.00	1.71%
UMPQUA BK ROSEBURG ORE CTF DEP ACT/365 SEMIANNUAL 2.500% 11/25/19 B/E DTD 05/25/18 1ST CPN DTE 11/25/18 Security Identifier: 90421MCF8	246,000.000	99.9190	245,800.74	606.58	6,150.00	2.50%
KENNEBEC SVGS BK AUGUSTA ME CTF DEP ACT/365 SEMI-ANNUALLY 1.700% 11/29/19 B/E DTD 11/28/17 Security Identifier: 489265AW8	247,000.000	98.8000	244,036.00	379.64	4,199.00	1.72%
PINNACLE BK NASHVILLE TENN CTF DEP ACT/365 MONTHLY 2.550% 12/16/19 B/E DTD 06/15/18 1ST CPN DTE 07/15/18 Security Identifier: 72345SGZ8	248,000.000	99.9540	247,885.92	259.89	6,324.00	2.55%
NATIONWIDE BK COLUMBUS OHIO CTF DEP ACT/365 MONTHLY 1.850% 02/28/20 B/E DTD 11/30/17 1ST CPN DTE 12/30/17 Security Identifier: 63861NAK1	248,000.000	98.6680	244,696.64	0.00	4,588.00	1.87%
LIVE OAK BKG CO WILMINGTON N C CTF DEP ACT/365 2.400% 03/09/20 B/E DTD 03/09/18 1ST CPN DTE 04/01/18 Security Identifier: 538036DK7	248,000.000	99.5360	246,849.28	472.90	5,952.00	2.41%
STATE BK INDIA LOS ANGELES CALIF CTF DEP ACT/365 SEMI-ANNUALLY 2.500% 03/20/20 B/E DTD 03/21/18 Security Identifier: 85628YBG2	246,000.000	99.6720	245,193.12	1,701.78	6,150.00	2.50%
STIFEL BK & TR ST LOUIS MO CTF DEP ACT/365 2.550% 03/30/20 B/E DTD 03/29/18 1ST CPN DTE 04/29/18 Security Identifier: 86063QAD7	248,000.000	99.7350	247,342.80	17.33	6,324.00	2.55%

## Portfolio Holdings (continued)

Description	Quantity	Market Price	Market Value	Accrued Interest	Estimated Annual Income	Estimated Yield
<b>FIXED INCOME (continued)</b>						
<b>Certificates of Deposit (continued)</b>						
WEBBANK SALT LAKE CITY UTAH CTF DEP ACT/365 MONTHLY 1.850% 03/30/20 B/E DTD 09/28/17 CALLABLE Security Identifier: 947547JQ9	248,000.000	98.5380	244,374.24	25.14	4,588.00	1.87%
ISRAEL DISC BK NEW YORK N Y CTF DEP ACT/365 2.700% 05/04/20 B/E DTD 05/04/18 1ST CPN DTE 11/04/18 Security Identifier: 465076KG1	246,000.000	99.9150	245,790.90	1,037.24	6,642.00	2.70%
MERCANTILE BK MICH GRAND RAPIDS CTF DEP ACT/365 SEMI-ANNUALLY 2.750% 06/01/20 B/E DTD 06/01/18 Security Identifier: 58740XZM5	246,000.000	99.9440	245,862.24	537.49	6,765.00	2.75%
ALLEGIANCE BK HOUSTON TEX CTF DEP ACT/365 SEMI-ANNUALLY 2.800% 06/15/20 B/E DTD 06/13/18 Security Identifier: 01748DBC9	246,000.000	100.0080	246,019.68	320.81	6,888.00	2.79%
ENTERPRISE BK & TR CLAYTON MO CTF DEP ACT/365 2.800% 06/22/20 B/E DTD 06/22/18 1ST CPN DTE 07/22/18 Security Identifier: 29367SHX5	248,000.000	99.9930	247,982.64	152.20	6,944.00	2.80%
BARCLAYS BK DEL RETAIL CTF DEP 3A2 PROGRAM BOOK ENTRY INSTL CTF DEP 1.950% 09/21/20 B/E DTD 09/20/17 Security Identifier: 06740KKUO	247,000.000	98.0570	242,200.79	1,345.98	4,816.50	1.98%
WEX BK MIDVALE UTAH CTF DEP ACT/365 SEMI-ANNUALLY 2.000% 10/19/20 B/E DTD 10/18/17 1ST CPN DTE 04/18/18 Security Identifier: 92937CGB8	247,000.000	98.0670	242,225.49	988.00	4,940.00	2.03%
GOLDMAN SACHS BK USA NEW YORK CTF DEP ACT/365 SEMI-ANNUALLY 2.050% 11/23/20 B/E DTD 11/22/17 Security Identifier: 38148PTD9	247,000.000	98.0640	242,218.08	541.03	5,063.50	2.09%
BLACKRIDGEBANK FARGO N D CTF DEP ACT/365 MONTHLY 2.100% 12/22/20 B/E DTD 12/22/17 CALLABLE 07/22/18 Security Identifier: 09248ABG4	248,000.000	98.0850	243,250.80	114.15	5,208.00	2.14%



June 1, 2018 - June 30, 2018  
MEDINA CITY SCHOOLS

**Portfolio Holdings (continued)**

Description	Quantity	Market Price	Market Value	Accrued Interest	Estimated Annual Income	Estimated Yield
<b>FIXED INCOME (continued)</b>						
<b>Certificates of Deposit (continued)</b>						
MERCANTIL BK NATL ASSN CORAL GABLES FLA CTF DEP ACT/365 MONTHLY 2.200% 12/29/20 B/E DTD 12/29/17 Security Identifier: 58733AES4	248,000.000	98.3000	243,784.00	14.95	5,456.00	2.23%
DISCOVER BK GREENWOOD DEL CTF DEP ACT/365 2.500% 02/01/21 B/E DTD 01/31/18 1ST CPN DTE 07/31/18 CPN PMT SEMI ANNUAL Security Identifier: 254673LX2	246,000.000	98.9490	243,414.54	2,527.40	6,150.00	2.52%
CITIBANK NATL ASSN SIOUX FALLS S D CTF DEP ACT/365 SEMI-ANNUALLY 2.700% 03/29/21 B/E DTD 03/29/18 Security Identifier: 17312QH77	246,000.000	99.3340	244,361.64	1,692.35	6,642.00	2.71%
SYNCHRONY BK RETAIL CTF DEP PROGRAM BOOK ENTRY FIDELITY INSTL CTF DEP 2.700% 04/13/21 B/E DTD 04/13/18 Security Identifier: 87165FUN2	246,000.000	99.3040	244,287.84	1,419.39	6,642.00	2.71%
TOWNEBANK PORTSMOUTH VA CTF DEP ACT/365 SEMI-ANNUALLY 2.800% 04/30/21 B/E DTD 04/30/18 1ST CPN DTE 10/30/18 Security Identifier: 89214PBL2	246,000.000	99.5400	244,868.40	1,151.15	6,888.00	2.81%
CTBC BK CORP USA LOS ANGELES CALIF CTF DEP ACT/365 3.000% 06/15/21 B/E DTD 06/15/18 1ST CPN DTE 12/15/18 Security Identifier: 12651HAB5	246,000.000	100.0190	246,046.74	303.29	7,380.00	2.99%
HERITAGE BK HOPKINSVILLE KY CTF DEP ACT/365 MONTHLY 3.000% 06/21/21 B/E DTD 06/19/18 1ST CPN DTE 07/19/18 Security Identifier: 42724JEG6	248,000.000	100.0120	248,029.76	224.22	7,440.00	2.99%
FIRST BK HIGHLAND PK ILL CTF DEP ACT/365 SEMI-ANNUALLY 3.100% 06/29/21 B/E DTD 06/29/18 CALLABLE 12/29/18 Security Identifier: 319141KT3	246,000.000	100.2890	246,710.94	20.89	7,626.00	3.09%



## Portfolio Holdings (continued)

Description	Quantity	Market Price	Market Value	Accrued Interest	Estimated Annual Income	Estimated Yield
<b>FIXED INCOME (continued)</b>						
<b>Certificates of Deposit (continued)</b>						
SALLIE MAE BK SALT LAKE CITY UT CTF DEP ACT/365 SEMI-ANNUALLY 2.650% 01/31/23 B/E DTD 01/31/18 Security Identifier: 795450J71	246,000.000	97.5380	239,943.48	2,679.04	6,519.00	2.71%
<b>Total Certificates of Deposit:</b>	14,345,000.000		\$14,254,872.40	\$36,696.89	\$294,916.00	
<b>TOTAL FIXED INCOME</b>	14,345,000.000		\$14,254,872.40	\$36,696.89	\$294,916.00	
			<b>Market Value</b>	<b>Accrued Interest</b>	<b>Estimated Annual Income</b>	
<b>TOTAL PORTFOLIO HOLDINGS</b>			<b>\$14,254,883.91</b>	<b>\$36,696.89</b>	<b>\$294,916.00</b>	

## Portfolio Holdings Disclosures

### Pricing

This section includes the net market value of the securities in your account on a settlement date basis, including short positions, at the close of the statement period. The market prices, unless otherwise noted, have been obtained from independent vendor services, which we believe to be reliable. Market prices do not constitute a bid or an offer, and may differ from the actual sale price. Securities for which a price is not available are marked "N/A" and are omitted from the Total. THE AS OF PRICE DATE ONLY APPEARS WHEN THE PRICE DATE DOES NOT EQUAL THE STATEMENT DATE.

### Estimated Annual Figures

The estimated annual income (EAI) and estimated annual yield (EAY) figures are estimates and for informational purposes only. These figures are not considered to be a forecast or guarantee of future results. These figures are computed using information from providers believed to be reliable; however, no assurance can be made as to the accuracy. Since interest and dividend rates are subject to change at any time, and may be affected by current and future economic, political, and business conditions, they should not be relied on for making investment, trading, or tax decisions. These figures assume that the position quantities, interest and dividend rates, and prices remain constant. A capital gain or return of principal may be included in the figures for certain securities, thereby overstating them. Refer to [www.pershing.com/disclosures](http://www.pershing.com/disclosures) for specific details as to formulas used to calculate the figures. Accrued interest represents interest earned but not yet received.

### Reinvestment

The dollar amount of Mutual Fund distributions, Money Market Fund dividend income, Bank Deposit interest income, or dividends for other securities shown on your statement may have been reinvested. You will not receive confirmation of these reinvestments. Upon written request to your financial institution, information pertaining to these transactions, including the time of execution and the name of the person from whom your security was purchased, may be obtained. In dividend reinvestment transactions, Pershing acts as your agent and receives payment for order flow.

### Option Disclosure

Information with respect to commissions and other charges incurred in connection with the execution of option transactions has been included in confirmations previously furnished to you. A summary of this information is available to you promptly upon your written request directed to your introducing firm. In order to assist your introducing firm in maintaining current background and financial information concerning your option accounts, please promptly advise them in writing of any material change in your investment objectives or financial situation. Expiring options which are valuable are exercised automatically pursuant to the exercise by exception procedure of the Options Clearing Corporation. Additional

June 1, 2018 - June 30, 2018  
MEDINA CITY SCHOOLS

## Portfolio Holdings Disclosures (continued)

### Option Disclosure (continued)

information regarding this procedure is available upon written request to your introducing firm.

### Certificates of Deposit

Please be advised that the secondary market for CDs is generally illiquid; the actual value of CDs may be different from their purchase price; and a significant loss of principal could result if your CDs are sold prior to maturity. In the event that the CDs listed above do not indicate a market valuation, an accurate market value could not be determined. In the event that a price is listed above for your CDs, Pershing has obtained a price from sources deemed to be reliable or has priced your CDs using a matrix formula. Prices are estimates and the actual value you may obtain for your CD may be different if you elect to sell your CD in the secondary market.

### Foreign Currency Transactions

Pershing will execute foreign currency transactions as principal for your account. Pershing may automatically convert foreign currency to or from U.S. dollars for dividends and similar corporate action transactions unless you instruct your financial organization otherwise. Pershing's currency conversion rate will not exceed the highest interbank conversion rate identified from customary banking sources on the conversion date or the prior business day, increased by up to 1%, unless a particular rate is required by applicable law. Your financial organization may also increase the currency conversion rate. This conversion rate may differ from rates in effect on the date you executed a transaction, incurred a charge, or received a credit. Transactions converted by agents (such as depositories) will be billed at the rates such agents use.

### Proxy Vote

Securities not fully paid for in your margin account may be lent by Pershing to itself or others in accordance with the terms outlined in the Margin Agreement. The right to vote your shares held on margin may be reduced by the amount of shares on loan. The Proxy Voting Instruction Form sent to you may reflect a smaller number of shares entitled to vote than the number of shares in your margin account.

## Activity Summary (All amounts shown are in base currency)

	Credits This Period	Debits This Period	Net This Period	Credits Year-to-Date	Debits Year-to-Date	Net Year-to-Date
<b>Securities</b>						
Securities Bought	0.00	-1,728,000.00	-1,728,000.00	0.00	-6,166,072.45	-6,166,072.45
Securities Sold	0.00	0.00	0.00	247,540.69	0.00	247,540.69
<b>Total Securities</b>	<b>\$0.00</b>	<b>-\$1,728,000.00</b>	<b>-\$1,728,000.00</b>	<b>\$247,540.69</b>	<b>-\$6,166,072.45</b>	<b>-\$5,918,531.76</b>
<b>Dividends and Interest</b>	<b>\$15,837.74</b>	<b>\$0.00</b>	<b>\$15,837.74</b>	<b>\$95,294.63</b>	<b>-\$345.12</b>	<b>\$94,949.51</b>
<b>Distributions</b>	<b>\$493,000.00</b>	<b>\$0.00</b>	<b>\$493,000.00</b>	<b>\$1,485,000.00</b>	<b>\$0.00</b>	<b>\$1,485,000.00</b>
<b>Cash</b>						
Withdrawals	0.00	-17,849.25	-17,849.25	0.00	-109,475.29	-109,475.29
Deposits	1,237,000.00	0.00	1,237,000.00	4,446,017.86	0.00	4,446,017.86
<b>Total Cash</b>	<b>\$1,237,000.00</b>	<b>-\$17,849.25</b>	<b>\$1,219,150.75</b>	<b>\$4,446,017.86</b>	<b>-\$109,475.29</b>	<b>\$4,336,542.57</b>
<b>Totals</b>	<b>\$1,745,837.74</b>	<b>-\$1,745,849.25</b>	<b>-\$11.51</b>	<b>\$6,273,853.18</b>	<b>-\$6,275,892.86</b>	<b>-\$2,039.68</b>



## Transactions by Type of Activity

Process/ Settlement Date	Trade/ Transaction Date	Activity Type	Description	Quantity	Price	Accrued Interest	Amount	Currency
<b>Securities Bought and Sold</b>								
06/01/18	05/21/18	PURCHASED 58740XZM5	MERCANTILE BK MICH GRAND RAPIDS CTF DEP ACT/365 SEMI-ANNUALLY 2.750% 06/01/20 B/E DTD 06/01/18 YLD 2.750 TO MAT	246,000.000	100.0000		-246,000.00	USD
06/13/18	05/30/18	PURCHASED 01748DBC9	ALLEGIANCE BK HOUSTON TEX CTF DEP ACT/365 SEMI-ANNUALLY 2.800% 06/15/20 DTD 06/13/18 YLD 2.800 TO MAT	246,000.000	100.0000		-246,000.00	USD
06/15/18	05/29/18	PURCHASED 72345SGZ8	PINNACLE BK NASHVILLE TENN CTF DEP ACT/365 MONTHLY 2.550% 12/16/19 B/E DTD 06/15/18 YLD 2.550 TO MAT	248,000.000	100.0000		-248,000.00	USD
06/15/18	06/04/18	PURCHASED 12651HAB5	CTBC BK CORP USA LOS ANGELES CALIF CTF DEP ACT/365 3.000% 06/15/21 B/E DTD 06/15/18 YLD 3.000 TO MAT	246,000.000	100.0000		-246,000.00	USD
06/19/18	06/08/18	PURCHASED 42724JEG6	HERITAGE BK HOPKINSVILLE KY CTF DEP ACT/365 MONTHLY 3.000% 06/21/21 DTD 06/19/18 YLD 3.000 TO MAT	248,000.000	100.0000		-248,000.00	USD
06/22/18	06/07/18	PURCHASED 29367SHX5	ENTERPRISE BK & TR CLAYTON MO CTF DEP ACT/365 2.800% 06/22/20 B/E DTD 06/22/18 YLD 2.800 TO MAT	248,000.000	100.0000		-248,000.00	USD
06/29/18	06/22/18	PURCHASED 31914IKT3	FIRST BK HIGHLAND PK ILL CTF DEP ACT/365 SEMI-ANNUALLY 3.100% 06/29/21 DTD 06/29/18 CLB YLD 3.100 TO PAR	246,000.000	100.0000		-246,000.00	USD
<b>Total Securities Bought and Sold</b>						<b>\$0.00</b>	<b>-\$1,728,000.00</b>	<b>USD</b>
<b>Dividends and Interest</b>								
06/01/18		BOND INTEREST RECEIVED 538036DK7	248000 LIVE OAK BKG CO WILMINGTON N C CTF DEP ACT/365 2.400% 03/09/20 B/E DTD 03/09/18 RD 05/17 PD 06/01/18				505.51	USD
06/04/18		BOND INTEREST RECEIVED 845182BE3	248000 SOUTHWEST NATL BK WICHITA KANS CTF DEP ACT/365 MONTHLY 2.000% 08/02/19 B/E DTD 02/02/18 RD 05/18 PD 06/02/18				421.26	USD
06/06/18		BOND INTEREST RECEIVED 08016PCP2	248000 BELMONT BK & TR CO CHICAGO IL CTF DEP ACT/365 MONTHLY 1.700% 11/06/19 B/E DTD 11/06/17 RD 05/22 PD 06/06/18				358.07	USD
06/07/18		BOND INTEREST RECEIVED 149159LG8	248000 CATHAY BK LOS ANGELES CALIF CTF DEP ACT/365 MONTHLY 1.700% 03/07/19 B/E DTD 09/07/17 RD 05/23 PD 06/07/18				358.07	USD
06/08/18		BOND INTEREST RECEIVED 524680BM6	248000 LEGACYTEXAS BK PLANO CTF DEP ACT/365 MONTHLY 1.650% 01/08/19 B/E DTD 12/08/17 RD 05/24 PD 06/08/18				347.54	USD
06/08/18		BOND INTEREST RECEIVED 85916VCD5	248000 STERLING BK POPLAR BLUFF MO CTF DEP ACT/365 MONTHLY 1.750% 08/08/19 B/E DTD 09/08/17 RD 05/24 PD 06/08/18				368.60	USD



**MBS MULTI-BANK SECURITIES, INC.\***1000 Town Center, Suite 2300  
Southfield, MI 48075  
(800) 967-9045

Member of FINRA &amp; SIPC; MSRB Registered.

June 1, 2018 - June 30, 2018  
MEDINA CITY SCHOOLS**Transactions by Type of Activity (continued)**

Process/ Settlement Date	Trade/ Transaction Date	Activity Type	Description	Quantity	Price	Accrued Interest	Amount	Currency
<b>Dividends and Interest (continued)</b>								
06/12/18		BOND INTEREST RECEIVED 559582AA9	248000 MAGNOLIA BK INC KY CTF DEP ACT/365 MONTHLY 1.750% 10/11/19 B/E DTD 10/12/17 CLB RD 05/28 PD 06/12/18				368.60	USD
06/14/18		BOND INTEREST RECEIVED 59774QFG2	248000 MIDLAND STS BK EFFINGHAM ILL CTF DEP ACT/365 1.850% 06/14/19 B/E DTD 12/14/17 CLB RD 05/30 PD 06/14/18				389.67	USD
06/15/18		BOND INTEREST RECEIVED 27579TPX2	245000 EAST-WEST BK PASADENA CALIF CTF DEP ACT/365 AT-MATURITY 1.350% 06/15/18 B/E DTD 06/16/17 RD 06/14 PD 06/15/18				3,298.44	USD
06/15/18		BOND INTEREST RECEIVED 29266N6E2	248000 ENERBANK USA SALT LAKE CITY UTAH CTF DEP ACT/365 MONTHLY 1.700% 09/16/19 B/E DTD 09/15/17 RD 05/31 PD 06/15/18				358.07	USD
06/19/18		BOND INTEREST RECEIVED 31617CAH6	248000 FIDELITY BK NEW ORLEANS LA CTF DEP ACT/365 MONTHLY 1.900% 07/19/19 B/E DTD 01/19/18 RD 06/04 PD 06/19/18				400.20	USD
06/19/18		BOND INTEREST RECEIVED 35471TDM1	248000 FRANKLIN SYNERGY BK TENN CTF DEP ACT/365 MONTHLY 1.500% 10/19/18 B/E DTD 07/19/17 RD 06/04 PD 06/19/18				315.95	USD
06/20/18		BOND INTEREST RECEIVED 06610QDMO	248000 BANKERS BK OKLA CITY CTF DEP ACT/365 MONTHLY 1.700% 09/20/19 B/E DTD 09/20/17 RD 06/05 PD 06/20/18				358.07	USD
06/22/18		BOND INTEREST RECEIVED 062683AN7	248000 BANK HOPE LOS ANGELES CA CTF DEP ACT/365 1.600% 03/22/19 B/E DTD 09/22/17 RD 06/07 PD 06/22/18				337.01	USD
06/22/18		BOND INTEREST RECEIVED 09248ABG4	248000 BLACKRIDGE BANK FARGO N D CTF DEP ACT/365 MONTHLY 2.100% 12/22/20 B/E DTD 12/22/17 CLB RD 06/07 PD 06/22/18				442.32	USD
06/22/18		BOND INTEREST RECEIVED 508176CH5	249000 LAKE CITY BK WARSAW IND CTF DEP ACT/365 MONTHLY 1.600% 03/22/19 B/E DTD 03/22/17 RD 06/07 PD 06/22/18				338.37	USD
06/22/18		BOND INTEREST RECEIVED 70153RJE9	248000 PARKWAY BK & TR HARWOOD HEIGHTS ILL CTF DEP ACT/365 MONTHLY 1.750% 12/21/18 B/E DTD 12/22/17 RD 06/07 PD 06/22/18				368.60	USD



## Transactions by Type of Activity (continued)

Process/ Settlement Date	Trade/ Transaction Date	Activity Type	Description	Quantity	Price	Accrued Interest	Amount	Currency
<b>Dividends and Interest (continued)</b>								
06/25/18		BOND INTEREST RECEIVED 20033AVA1	248000 COMENITY CAP BK SALT LAKE CITY UTAH CTF DEP ACT/365 1.700% 07/24/19 B/E DTD 07/24/17 RD 06/09 PD 06/24/18				358.07	USD
06/25/18		BOND INTEREST RECEIVED 410493CDO	248000 HANMI BK LOS ANGELES CALIF CTF DEP ACT/365 MONTHLY 1.550% 12/24/18 B/E DTD 06/23/17 RD 06/08 PD 06/23/18				326.48	USD
06/28/18		BOND INTEREST RECEIVED 329864AB8	248000 FIRST NATL BK LONG IS N Y CTF DEP ACT/365 MONTHLY 2.300% 09/30/19 B/E DTD 03/28/18 RD 06/13 PD 06/28/18				484.45	USD
06/28/18		BOND INTEREST RECEIVED 710347AK1	248000 PEOPLES BK EWING VA CTF DEP ACT/365 MONTHLY 1.700% 03/28/19 B/E DTD 12/28/17 RD 06/13 PD 06/28/18				358.07	USD
06/28/18		BOND INTEREST RECEIVED 947547JQ9	248000 WEBBANK SALT LAKE CITY UTAH CTF DEP ACT/365 MONTHLY 1.850% 03/30/20 B/E DTD 09/28/17 CLB RD 06/13 PD 06/28/18				389.67	USD
06/29/18		BOND INTEREST RECEIVED 46176PGV1	248000 INVESTORS BK SHORT HILLS NJ CTF DEP ACT/365 AT-MATURITY 1.450% 06/29/18 B/E DTD 06/30/17 RD 06/28 PD 06/29/18				3,586.15	USD
06/29/18		BOND INTEREST RECEIVED 58733AES4	248000 MERCANTIL BK NATL ASSN CORAL GABLES FLA CTF DEP ACT/365 MONTHLY 2.200% 12/29/20 B/E DTD 12/29/17 RD 06/14 PD 06/29/18				463.39	USD
06/29/18		BOND INTEREST RECEIVED 86063QAD7	248000 STIFEL BK & TR ST LOUIS MO CTF DEP ACT/365 2.550% 03/30/20 B/E DTD 03/29/18 RD 06/14 PD 06/29/18				537.11	USD
<b>Total Dividends and Interest</b>						<b>\$0.00</b>	<b>\$15,837.74</b>	<b>USD</b>
<b>Distributions</b>								
06/15/18		SECURITY REDEEMED 27579TPX2	EAST-WEST BK PASADENA CALIF CTF DEP ACT/365 AT-MATURITY 1.350% 06/15/18 B/E DTD 06/16/17 ACCOUNT REDEMPTION	-245,000.000			245,000.00	USD
06/29/18		SECURITY REDEEMED 46176PGV1	INVESTORS BK SHORT HILLS NJ CTF DEP ACT/365 AT-MATURITY 1.450% 06/29/18 B/E DTD 06/30/17 ACCOUNT REDEMPTION	-248,000.000			248,000.00	USD
<b>Total Distributions</b>						<b>\$0.00</b>	<b>\$493,000.00</b>	<b>USD</b>
<b>Cash Withdrawals and Deposits</b>								
06/01/18		ELECTRONIC DEPOSIT USD999997	RECV FR BANK FOR ACH [REDACTED]				246,000.00	USD
06/04/18		ELECTRONIC TRANSACTION USD999997	SEND TO BANK FOR ACH [REDACTED]				-938.28	USD

June 1, 2018 - June 30, 2018  
MEDINA CITY SCHOOLS

**Transactions by Type of Activity (continued)**

Process/ Settlement Date	Trade/ Transaction Date	Activity Type	Description	Quantity	Price	Accrued Interest	Amount	Currency
<b>Cash Withdrawals and Deposits (continued)</b>								
06/08/18		ELECTRONIC TRANSACTION USD999997	SEND TO BANK FOR ACH [REDACTED]				-1,432.28	USD
06/13/18		ELECTRONIC TRANSACTION USD999997	SEND TO BANK FOR ACH [REDACTED]				-368.60	USD
06/13/18		ELECTRONIC DEPOSIT USD999997	RECV FR BANK FOR ACH [REDACTED]				246,000.00	USD
06/14/18		ELECTRONIC TRANSACTION USD999997	SEND TO BANK FOR ACH [REDACTED]				-389.67	USD
06/15/18		ELECTRONIC TRANSACTION USD999997	SEND TO BANK FOR ACH [REDACTED]				-3,656.51	USD
06/15/18		ELECTRONIC DEPOSIT USD999997	RECV FR BANK FOR ACH [REDACTED]				249,000.00	USD
06/19/18		ELECTRONIC DEPOSIT USD999997	RECV FR BANK FOR ACH [REDACTED]				248,000.00	USD
06/21/18		ELECTRONIC TRANSACTION USD999997	SEND TO BANK FOR ACH [REDACTED]				-1,074.22	USD
06/22/18		ELECTRONIC TRANSACTION USD999997	SEND TO BANK FOR ACH [REDACTED]				-1,486.30	USD
06/22/18		ELECTRONIC DEPOSIT USD999997	RECV FR BANK FOR ACH [REDACTED]				248,000.00	USD
06/25/18		ELECTRONIC TRANSACTION USD999997	SEND TO BANK FOR ACH [REDACTED]				-684.55	USD
06/28/18		ELECTRONIC TRANSACTION USD999997	SEND TO BANK FOR ACH [REDACTED]				-1,232.19	USD
06/29/18		ELECTRONIC TRANSACTION USD999997	SEND TO BANK FOR ACH [REDACTED]				-6,586.65	USD
<b>Total Cash Withdrawals and Deposits</b>						<b>\$0.00</b>	<b>\$1,219,150.75</b>	<b>USD</b>
<b>Total Value of Transactions</b>						<b>\$0.00</b>	<b>-\$11.51</b>	<b>USD</b>

The price and quantity displayed may have been rounded.

## Fixed Income Analysis

### Bond Quality

Bond Quality	Market Value	% of Bond Market Value
Not Rated	14,254,872.40	100%
<b>Total</b>	<b>14,254,872.40</b>	<b>100%</b>

### Bond Maturity Schedule



Bond Maturity	Market Value	% of Bond Market Value
1 to 6 months	1,485,646.48	11%
7 to 12 months	3,202,315.28	22%
1 to 5 years	9,566,910.64	67%
<b>Total</b>	<b>14,254,872.40</b>	<b>100%</b>

Percentages of bond market values are rounded to the nearest whole percentage.

Bond quality ratings reflect Moody's or Standard and Poor's ratings. Bonds may be rated by other services. Bonds that are in default are not included. Please refer to your Portfolio Holdings section.

You are 100% invested in bonds with a bond quality of Not Rated.

## Trades Not Settled

Settlement Date	Trade Date	Activity Type	Description	Quantity	Price	Accrued Interest	Settlement Amount
07/06/18	06/19/18	Buy	CHIPPEWA VY BK WINTER WIS CTF DEP ACT/365 MONTHLY 3.000% 07/06/21 DTD 07/06/18 YLD 3.000 TO	248,000.000	100.0000	0.00	-248,000.00

**Total Amount of Trades Not Settled** - \$248,000.00

## Messages

Your statement reflects a substitute payment reimbursement because you received one or more substitute payments last year in lieu of a qualified dividend. This reimbursement is being made because substitute payments do not receive the same preferential tax rate as qualified dividends.

We credited your account with an amount equal to 13.33% of each eligible substitute payment, based on the difference between an assumed rate on ordinary income of 25% and the rate for qualified dividends of 15% (10% difference). We amended your reimbursement from 10% up to 13.33% to adjust for taxes paid on the reimbursement.

This income will be reported on your Tax Information Statement as "Other Income" on Form 1099-MISC, Box 3.

If you received a substitute payment reimbursement with respect to income from an investment company (mutual fund or unit investment trust), you may have received less than 13.33% of the corresponding substitute payment. Since income from investment companies may consist partly of nonqualified dividend income, your reimbursement was calculated only on the percentage of income that qualifies for the preferential tax rate.

If you have any questions regarding your reimbursement, please contact your advisor.

Although a money market mutual fund seeks to preserve the value of your investment at \$1 per share, it is possible to lose money by investing in a money market mutual fund. Shares of a money market mutual fund or the balance of a bank deposit product held in your brokerage account may be liquidated upon request with the proceeds credited to your brokerage



June 1, 2018 - June 30, 2018  
MEDINA CITY SCHOOLS**Messages (continued)**

account. Please see the money market mutual fund's prospectus or the bank deposit product's disclosure document or contact your advisor for additional information. Pursuant to SEC Rule 10b-10(b)(1) confirmations are not sent for purchases into money market mutual funds processed on the sweep platform.

**Cash Not Yet Received**

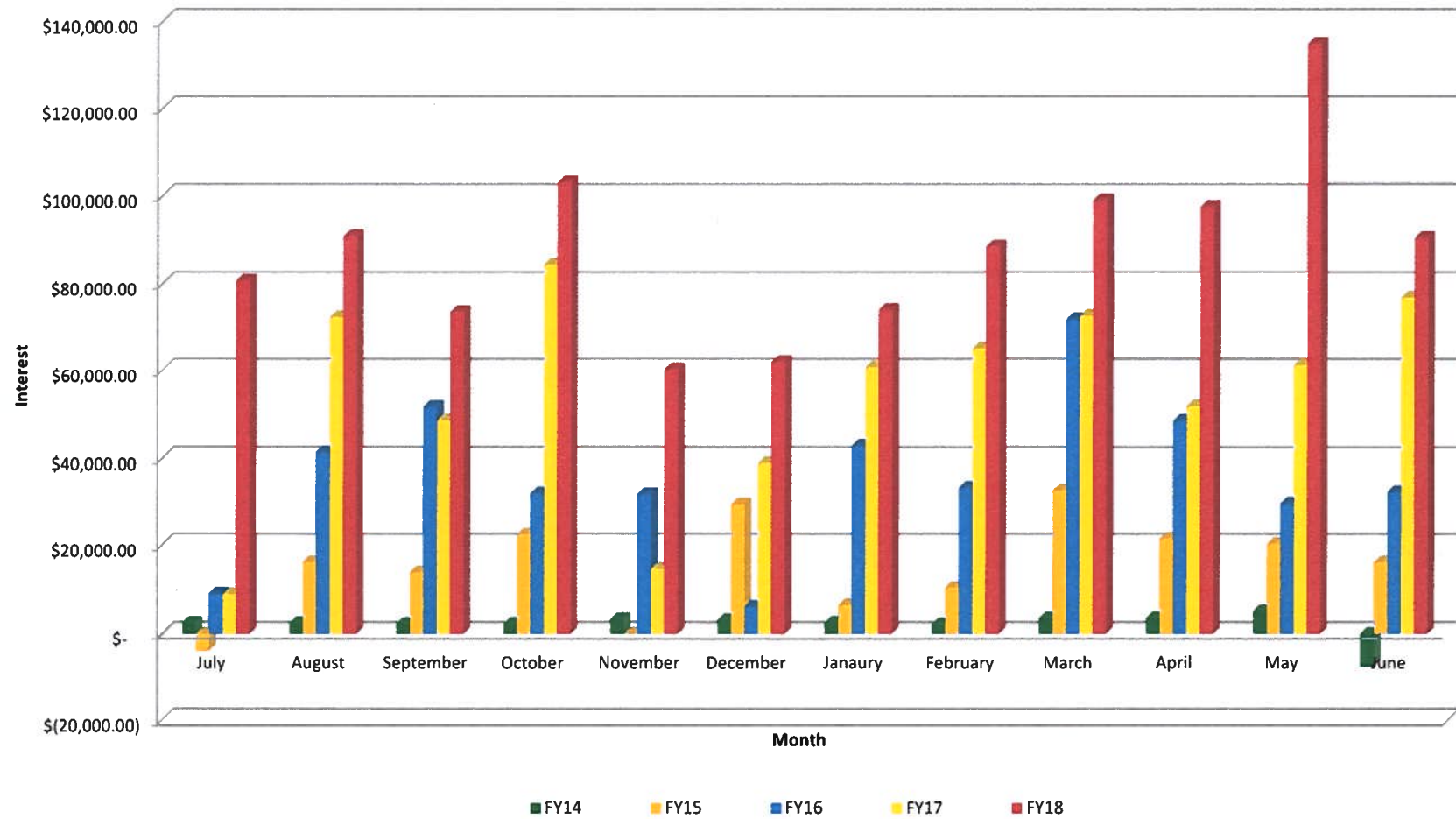
Security	Record Date	Payable Date	Quantity Held	Rate	Dividend Option	Amount of Payment
<b>Interest</b>						
BELMONT BK & TR CO CHICAGO IL CTF DEP ACT/365 MONTHLY	06/21/18	07/06/18	248,000.000	0.001397	Cash	346.52
CATHAY BK LOS ANGELES CALIF CTF DEP ACT/365 MONTHLY	06/22/18	07/07/18	248,000.000	0.001397	Cash	346.52
ENERBANK USA SALT LAKE CITY UTAH CTF DEP ACT/365 MONTHLY	06/30/18	07/15/18	248,000.000	0.001397	Cash	346.52
LEGACYTEXAS BK PLANO CTF DEP ACT/365 MONTHLY	06/23/18	07/08/18	248,000.000	0.001356	Cash	336.33
MAGNOLIA BK INC KY CTF DEP ACT/365 MONTHLY	06/27/18	07/12/18	248,000.000	0.001438	Cash	356.71
MIDLAND STS BK EFFINGHAM ILL CTF DEP ACT/365	06/29/18	07/14/18	248,000.000	0.001521	Cash	377.10
PINNACLE BK NASHVILLE TENN CTF DEP ACT/365 MONTHLY	06/30/18	07/15/18	248,000.000	0.002096	Cash	519.78
STERLING BK POPLAR BLUFF MO CTF DEP ACT/365 MONTHLY	06/23/18	07/08/18	248,000.000	0.001438	Cash	356.71
<b>Total Cash Not Yet Received</b>						<b>\$2,986.19</b>

Assets shown here are not reflected in your account. This information has been received from sources we believe to be reliable. Pershing does not guarantee the accuracy of the information.

**Important Information and Disclosures****The Role of Pershing**

- Pershing carries your account as clearing broker pursuant to a clearing agreement with your financial institution. Pershing may accept from your financial institution without inquiry or investigation (i) orders for the purchase and sale of securities and other property and (ii) any other instructions concerning your account. Pershing is not responsible or liable for any acts or omissions of your financial institution or its employees and it does not supervise them. Pershing provides no investment advice nor does it assess the suitability of any transaction or order. Pershing acts as the agent of your financial institution and you agree that you will not hold Pershing or any person controlling or under common control with it liable for any investment losses incurred by you.
- Pershing performs several key functions at the direction of your financial institution. It acts as custodian for funds and securities you may deposit with it directly or through your

## Total Monthly Interest Earnings



Date: 7/12/18

F I N A N C I A L   S U M M A R Y   R E P O R T  
Processing Month: June 2018  
MEDINA CITY SCHOOL DISTRICT

Page: 1  
(FINSUM)

Fnd	Sec	Description	Beginning Balance	MTD Revenues	FYTD Revenues	MTD Expenditures	FYTD Expenditures	Current Available Balance
001	0000	GENERAL FUND	39,370,833.97	2,157,277.25	73,343,667.56	6,540,651.92	72,546,961.88	40,167,539.65
002	0000	BOND RETIREMENT	1,264,996.56	.00	1,326,753.63	33,750.00	1,409,710.02	1,182,040.17
002	9000	BOND RETIREMENT - NEW ELE	3,858,326.49	.00	4,247,470.83	749,393.25	4,277,809.89	3,827,987.43
002	9012	LOCAL SALES TAX RETIREMEN	99,750.00	377,093.75	1,638,762.50	476,843.75	1,738,512.50	.00
002	9014	CONSOLIDATION - ENERGY &	.00	.00	337,987.54	.00	337,987.54	.00
003	0000	PERMANENT IMPROVEMENT FUN	126,628.88	.00	.00	.00	.00	126,628.88
003	9000	PERMANENT IMPROVEMENT FUN	989.14	.00	.00	.00	.00	989.14
003	9001	MEDINA CITY REC CENTER-PE	570,076.43	.00	140,203.83	200.00	116,320.95	593,959.31
006	0000	LUNCHROOM FUND	48,061.37	262,835.95	2,358,113.45	312,624.05	2,367,417.17	38,757.65
007	9004	COLLINS SCHOLARSHIP/POST-	42.80	.41	16,142.21	.00	16,000.00	185.01
007	9110	ART TRUST - GARFIELD	10,064.72	22.88	236.17	.00	.00	10,300.89
007	9111	CHARLES STANGEL SCHOLARSH	.00	.00	500.00	.00	500.00	.00
007	9333	RIOS STUDENT LEADER SCHOL	26,200.26	60.76	4,901.55	.00	3,750.00	27,351.81
007	9901	BIXLER SCHOLARSHIP FUND	125.00	.00	.00	.00	.00	125.00
008	9002	KANEHL MUSIC TRUST	29,102.27	753.25-	84.02-	.00	250.00	28,768.25
008	9003	RICHARD HOFFMAN COLLINS M	607,680.86	54,543.93	67,456.95	.00	38,800.00	636,337.81
008	9112	ELAINE BUSHMAN FUND	17,304.04	347.92	848.54	.00	400.00	17,752.58
009	9000	STAR	1,246.00	141.00	25,664.74	.00	24,859.49	2,051.25
009	9110	UNIFORM SUPPLIES GARFIELD	10,879.47	.00	4,423.75	624.87	7,648.85	7,654.37
009	9120	UNIFORM SUPPLIES - CANAVA	10,824.08	105.00	9,461.66	245.47	12,400.25	7,885.49
009	9130	UNIFORM SUPPLIES - FENN	22,661.05	143.25	10,607.00	.00	15,356.86	17,911.19
009	9140	UNIFORM SUPPLIES - HERITA	5,210.26	123.00	9,910.73	432.95	11,068.91	4,052.08
009	9160	UNIFORM SUPPLIES - BLAKE	857.73	589.89	13,770.64	533.78	14,552.97	75.40
009	9170	UNIFORM SUPPLIES - RALPH	11,977.26	39.00-	15,957.25	.00	16,137.39	11,797.12
009	9180	UNIFORM SUPPLIES - ELIZA	8,071.03	113.00	11,239.77	.00	13,779.92	5,530.88
009	9200	UNIFORM SUPPLIES - CLAGGE	56,537.37	517.00	25,948.06	422.41	30,377.65	52,107.78
009	9210	UNIFORM SUPPLIES - A.I. R	12,182.21	18.00	25,789.30	28.23	28,314.46	9,657.05
009	9300	UNIFORM SUPPLIES - SENIOR	41,811.27	412.50	143,364.12	55,662.98	162,370.66	22,804.73
009	9304	AVIATION/PHOTOGRAPHY	3.87	.00	.00	.00	.00	3.87
014	9016	MEDINA CNTY JUV DET CNTR	56,092.18	90,505.10	300,566.23	21,266.04	277,431.17	79,227.24
014	9111	CFIT FY11	5,550.01	.00	.00	.00	.00	5,550.01
014	9116	EVOLVE FY 16	69,606.72	154,000.00	742,700.50	40,776.49	627,900.38	184,406.84
016	0000	EMERGENCY LEVY	14,480,996.23	.00	7,356,755.96	257,104.40	3,367,177.27	18,470,574.92
018	0000	PRINT SHOP	6,683.33	.00	.00	.00	.00	6,683.33
018	9000	PUBLIC SCHOOL SUPPORT - S	16.70	.00	.00	.00	.00	16.70
018	9110	PRINCIPAL'S FUND - GARFIE	30,043.47	.00	12,164.63	149.92	5,609.52	36,598.58
018	9111	GARFIELD SCHOOL STORE	866.80	.00	200.00	49.99-	1,016.81	49.99
018	9113	GARFIELD MEDIA CENTER	726.76	.00	998.45	.00	914.97	810.24
018	9120	PRINCIPAL - CANAVAN	49,481.36	.00	7,048.40	2,334.97	9,885.65	46,644.11
018	9122	CANAVAN SCHOOL STORE	586.69	.00	.00	.00	.00	586.69
018	9123	BOOK FAIR - CANAVAN	5,280.58	5.98	5,138.15	.00	8,042.41	2,376.32
018	9130	PRINCIPAL - FENN	37,156.68	416.00	11,807.20	166.39	19,349.71	29,614.17
018	9132	FENN SCHOOL STORE	723.07	.00	525.88	.00	5.00	1,243.95
018	9133	BOOK FAIR - FENN	277.47	27.01	321.09	.00	.00	598.56
018	9135	MEDINA SKI TEAM - DISTRIC	5,409.19	.00	3,975.00	.00	5,634.15	3,750.04
018	9140	PRINCIPAL'S FUND - HERITA	28,070.00	179.00	16,230.21	447.31	11,264.05	33,036.16



Date: 7/12/18

F I N A N C I A L   S U M M A R Y   R E P O R T  
Processing Month: June 2018  
MEDINA CITY SCHOOL DISTRICT

Page: 2  
(FINSUM)

Fnd	Sc	Description	Beginning Balance	MTD Revenues	FYTD Revenues	MTD Expenditures	FYTD Expenditures	Current Available Balance
018	9143	HERITAGE MEDIA CENTER	15,375.04	15.00	4,911.86	.00	13,994.85	6,292.05
018	9160	PRINCIPAL'S FUND - H G BL	42,009.07	1,089.00	17,024.04	709.04	9,692.37	49,340.74
018	9161	LEADER IN ME - BLAKE	7,394.06	.00	.00	.00	.00	7,394.06
018	9163	BLAKE MEDIA CENTER	17,218.27	17.99	6,138.73	1,669.75	7,491.40	15,865.60
018	9170	PRINCIPALS FUND - RALPH W	74,315.89	438.00	14,298.80	888.44	16,704.29	71,910.40
018	9171	WAITE SCHOOL STORE	50.00	.00	.00	.00	.00	50.00
018	9173	MEDIA CENTER RALPH WAITE	5,360.91	.00	8,690.17	.00	8,602.02	5,449.06
018	9174	FIELD TRIPS RALPH WAITE E	15,209.72	.00	.00	.00	.00	15,209.72
018	9180	PRINCIPALS FUND ELIZA NOR	43,613.19	.00	9,564.60	435.77	5,966.83	47,210.96
018	9181	NORTHROP ELEMENTARY SCHOO	1,745.95	60.24	60.24	.00	125.00	1,681.19
018	9183	MEDIA CENTER ELIZA NORTHR	7,702.33	71.81	5,593.74	.00	4,920.27	8,375.80
018	9184	FIELD TRIPS ELIZA NORTHR	146.00	.00	.00	.00	.00	146.00
018	9200	PRINCIPAL'S FUND - CLAGGE	84,752.98	.00	16,546.82	1,213.04	21,632.22	79,667.58
018	9203	CLAGGETT M.S. MEDIA CENTE	4,507.83	12.49	4,084.26	.00	3,183.50	5,408.59
018	9210	PRINCIPAL'S FUND - ROOT M	13,333.52	20.00	35,594.77	3,801.21	14,223.25	34,705.04
018	9211	ROOT M.S. MEDIA CENTER	9,038.70	62.86	4,017.70	50.00-	3,216.61	9,839.79
018	9212	ROOT M.S. - WASHINGTON TR	355.00	.00	.00	.00	.00	355.00
018	9213	SPECIAL FUNDRAISER - ROOT	12,631.96	.00	.00	.00	12,631.94	.02
018	9300	PRINCIPAL'S FUND - SENIOR	43,812.78	5.00	32,143.62	2,109.03	28,818.45	47,137.95
018	9301	MEDIA CENTER FUND	1,407.80	.00	127.81	50.00-	171.85	1,363.76
018	9302	SPECIAL FUNDRAISER - SENI	37,086.18	.00	.00	.00	.00	37,086.18
018	9303	PERFORMING ARTS	101,955.40	18,231.00	42,704.80	10,992.71	47,089.10	97,571.10
018	9304	BUZZ	14,196.01	5.50	9,473.15	360.03	7,275.08	16,394.08
018	9305	FLEXIBLE CREDIT FUND	7,334.56	150.00	300.00	.00	.00	7,634.56
018	9900	INSERVICE - CENTRAL	3,702.01	.00	.00	.00	.00	3,702.01
018	9901	PUBLIC SCHOOL SUPPORT - I	5,383.72	1,980.00	5,943.00	961.06	1,786.01	9,540.71
018	9902	INSERVICE - SUPERINTENDEN	24,720.92	.00	.00	.00	.00	24,720.92
018	9903	BOARD/STUDENT DEVELOPMENT	2,800.00	.00	.00	.00	.00	2,800.00
018	9904	WELLNESS FUND	502.00	.00	.00	.00	.00	502.00
018	9905	PUBLIC SCHOOL SUPPORT/STU	54,192.50	.00	8,000.00	2,313.59	9,369.46	52,823.04
018	9906	COMMUNICATIONS - PUBLIC S	1,752.19	500.00	5,842.00	289.85	5,216.92	2,377.27
018	9910	MAINTENANCE DEPARTMENT	3,902.36	.00	.00	.00	.00	3,902.36
018	9920	TRSP FUND	1,944.18	.00	482.25	.00	184.93	2,241.50
018	9930	Resource Connection	1,500.00	.00	.00	.00	.00	1,500.00
019	9000	ADAMH GRANT	642.00	.00	6,000.00	342.00	5,662.00	980.00
019	9008	MCDAC GRANT FY18	.00	.00	82,368.00	47,874.24-	82,368.00	.00
019	9018	LOWE'S LIGHT UP GARFIELD	48.08	.00	.00	.00	.00	48.08
019	9020	RIF PROGRAM GRANT - NORTH	400.73	.00	.00	.00	.00	400.73
019	9021	JENNINGS - BLAKE - BRYNIA	.82	.00	.00	.00	.00	.82
019	9023	PUBLIC EDUCATION LEADERSH	.01	.00	.00	.00	.00	.01
019	9029	MARTHA HOLDEN JENNINGS GR	6.82	.00	.00	.00	.00	6.82
019	9030	PERFORMANCE BASED ASSESM	79.76	.00	.00	.00	.00	79.76
019	9031	PBA FY11	256.96	.00	.00	.00	.00	256.96
019	9113	ACS-HACH CHEMISTRY GRANT	96.34	.00	.00	.00	.00	96.34
019	9180	PPG INNOVATIVE CLASSROOM	15.31	.00	.00	.00	.00	15.31
019	9213	VIDEO CLUB GRANT - MHS	2.82	.00	.00	.00	.00	2.82

Date: 7/12/18

F I N A N C I A L   S U M M A R Y   R E P O R T  
Processing Month: June 2018  
MEDINA CITY SCHOOL DISTRICT

Page: 3  
(FINSUM)

Fnd	Sc	Description	Beginning Balance	MTD Revenues	FYTD Revenues	MTD Expenditures	FYTD Expenditures	Current Available Balance
019	9300	MARTHA HOLDEN JENNINGS -	.00	.00	3,000.00	.00	3,000.00	.00
019	9313	JENNINGS - NORTHROP - MIL	13.86	.00	.00	.00	.00	13.86
019	9413	3M AND OTHER GRANT	152.03	.00	.00	.00	.00	152.03
019	9513	NEA STUDENT ACHIEVEMENT G	191.88	.00	.00	.00	.00	191.88
019	9613	FUEL UP - CONDOSTA - ROOT	492.05	.00	.00	492.05	492.05	.00
019	9715	FUEL UP - BLAKE	23.82	.00	.00	.00	.00	23.82
020	9001	TRANSPORTATION ENTERPRISE	51,296.71	720.61	15,296.70	397.36	5,372.99	61,220.42
022	9000	Unclaimed funds	27,461.10	1,192.22	6,087.30	.00	331.25	33,217.15
022	9093	DIVERSION PROGRAM FED MON	1,000.00	.00	.00	.00	.00	1,000.00
022	9094	DIVERSION PROGRAM - FED.	1,000.00	.00	.00	.00	.00	1,000.00
022	9300	OH HIGH SCHOOL ATH ASSOC	1,053.98	.00	38,628.89	2,920.83	36,576.64	3,106.23
024	9001	MEDICAL AND DRUG/SELF INS	6,269,529.07	720,755.49	8,569,564.31	786,997.17	7,991,457.51	6,847,635.87
024	9002	DENTAL SELF INSURANCE FUN	361,631.41	55,939.96	664,851.14	55,841.69	668,842.79	357,639.76
024	9094	FLEX PRO	59,014.82	1,945.58	185,794.18	13,051.88	181,695.68	63,113.32
027	0000	WORKMANS COMP.-SELF INS	181,567.56	11,573.70	143,705.30	.00	190,035.23	135,237.63
071	9013	LOCAL SALES TAX PERMANENT	3,132,294.11	.00	3,160,041.07	407,537.86	2,924,311.01	3,368,024.17
200	9110	GARFIELD STUDENT COUNCIL/	1,275.31	1.51	20.39	68.37	617.19	678.51
200	9121	ELLA CANAVAN STUDENT COUN	936.98	2.35	533.17	.00	411.97	1,058.18
200	9134	FENN STUDENT BUSINESS	8.49	.02	.20	.00	.00	8.69
200	9140	STUDENT COUNCIL - HERITAG	147.71	.34	3.48	.00	.00	151.19
200	9184	NORTHROP ELEMENTARY STUDE	47.29	.11	1.10	.00	.00	48.39
200	9185	K-KIDS KIWANIS ACTIVITY C	4,690.39	13.69	2,361.04	.00	887.73	6,163.70
200	9202	CLAGGETT MIDDLE SCH. STUD	3,420.21	3.67	4,299.58	530.45	6,067.81	1,651.98
200	9204	CLAGGETT MIDDLE SCHOOL CH	474.76	1.08	11.14	.00	.00	485.90
200	9205	CLAGGETT MIDDLE SCH. BUIL	1,687.09	4.34	361.12	.00	92.79	1,955.42
200	9209	CLAGGETT MIDDLE SCHOOL DR	16,602.63	43.67	7,132.37	.00	4,076.34	19,658.66
200	9252	CHEERLEADERS - ROOT M.S.	40.52	.09	.96	.00	.00	41.48
200	9253	BUILDERS' CLUB - ROOT M.S	3,173.55	148.18	510.74	.00	.00	3,684.29
200	9254	HONORS ACADEMY - ROOT	1,357.05	115.29	3,595.51	246.73	1,447.67	3,504.89
200	9256	DRAMA CLUB - ROOT M.S.	4,025.46	10.35	1,821.18	.00	1,186.50	4,660.14
200	9257	ENVIRONMENTAL CLUB - ROOT	193.79	.00	1.40	.00	195.19	.00
200	9258	STUDENT COUNCIL - ROOT M.	2,262.74	4.68	2,323.29	575.27	2,477.90	2,108.13
200	9301	YOUNG AMERICANS FOR FREED	2,572.40	6.95	3,656.12	.00	3,100.00	3,128.52
200	9302	ART CLUB	133.59	.30	31.19	.00	28.00	136.78
200	9303	INTERNATIONAL CULTURAL EX	361.39	.46	6.51	.00	161.84	206.06
200	9304	CAREER ASSOCIATION	242.25	.00	1.20	.00	243.08	.37
200	9305	CHEMCLUB	729.72	2.15	403.90	.00	167.39	966.23
200	9306	OPERATION SMILE	5.00	.24	224.31	.00	119.92	109.39
200	9307	CHOIR	48,901.35	140.22	24,671.44	135.00	17,202.31	56,370.48
200	9308	COMPUTER CLUB	71.61	.00	.25	.00	71.86	.00
200	9309	IMPROV CLUB	270.18	.61	6.33	.00	.00	276.51
200	9310	DELTA EPSILON PHI - NAT'L	.45	.00	.00	.00	.00	.45
200	9312	DRAMA CLUB	35,932.97	227.65	13,314.20	491.69	17,892.99	31,354.18
200	9315	FELLOWSHIP OF CHRISTIAN A	276.12	.67	293.42	107.88	269.70	299.84
200	9316	FRENCH CLUB	8.71	.00	.00	.00	8.71	.00
200	9318	GIRLS LEADERSHIP CLUB	3,154.65	11.39	2,871.79	.00	898.17	5,128.27

F I N A N C I A L   S U M M A R Y   R E P O R T  
Processing Month: June 2018  
MEDINA CITY SCHOOL DISTRICT

Fnd	Scc	Description	Beginning Balance	MTD Revenues	FYTD Revenues	MTD Expenditures	FYTD Expenditures	Current Available Balance
200	9321	KEY CLUB	26,408.12	82.90	15,414.20	95.88	4,503.81	37,318.51
200	9323	MEDINAMITE	411.25	.67	929.66	287.00	1,038.48	302.43
200	9324	MEDINIAN	25,424.46	73.71	15,649.69	.00	7,891.72	33,182.43
200	9325	MHS BAND	22,024.92	404.93	13,987.60	3,892.66	22,088.24	13,924.28
200	9326	NATIONAL HONOR SOCIETY	9,211.36	25.21	4,043.57	.00	1,907.13	11,347.80
200	9327	ORCHESTRA	21,549.16	54.48	3,486.93	.00	512.50	24,523.59
200	9330	SCIENCE OLYMPIAD CLUB	136.51	4.34	2,151.54	.00	334.40	1,953.65
200	9331	SKI CLUB	2.90	.01	.07	.00	.00	2.97
200	9332	SPANISH CLUB	8,512.58	23.25	5,185.73	.00	3,232.38	10,465.93
200	9333	STUDENT COUNCIL	39,753.53	90.43	41,943.18	3,495.92	40,989.01	40,707.70
200	9334	WORK STUDY CLUB	5,297.94	.00	18.26	.00	5,316.20	.00
200	9335	LATIN CLUB	1,660.53	5.11	5,618.54	.00	4,980.32	2,298.75
200	9336	INTERACT ORGANIZATION	1,607.69	.00	5.54	.00	1,613.23	.00
200	9337	AMERICAN SIGN LANGUAGE CL	166.14	.57	151.15	.00	62.55	254.74
200	9339	SPEECH/DEBATE CLUB	18,632.11	664.75	22,155.15	1,308.91	25,131.22	15,656.04
200	9340	S. A. D. D.	1,553.99	3.73	604.68	.00	481.38	1,677.29
200	9345	INTERNATIONAL CLUB	4,777.49	.00	16.47	.00	4,793.96	.00
200	9346	PENGUIN BOWL/NOSB	257.09	.61	506.98	.00	500.00	264.07
200	9350	TECHNOLOGY CLUB	124.72	1.07	2,213.38	.00	1,854.27	483.83
200	9351	THE JUNIOR STATESMEN OF A	1,190.32	.00	4.11	.00	1,194.43	.00
200	9352	VIDEO CLUB - SR HI	6,912.25	995.65	1,190.97	.00	1,057.25	7,045.97
200	9353	CHINESE CLUB	730.31	2.02	277.38	.00	97.72	909.97
200	9355	GENDER AND SEXUALITY ALLI	1,280.92	2.89	1,040.18	12.50	1,021.74	1,299.36
200	9380	V O F T	31,641.16	55.81	2,344.63	132.93	8,860.89	25,124.90
200	9416	CLASS OF 2016	2,452.99	.00	6.62-	.00	2,446.37	.00
200	9417	CLASS OF 2017	4,071.58	.00	14.04	.00	4,085.62	.00
200	9418	CLASS OF 2018	23,183.56	14.00	1,923.53	1,402.46	18,804.48	6,302.61
200	9419	CLASS OF 2019	3,984.75	15.68	45,899.83	48.48-	42,826.92	7,057.66
200	9420	CLASS OF 2020	2,025.20	9.04	2,136.26	.00	89.83	4,071.63
200	9421	CLASS OF 2021	.00	3.41	1,563.07	.00	29.85	1,533.22
200	9999	GENERIC STUDENT ACTIV. FD	.01	.00	.00	.00	.00	.01
300	0000	ATHLETIC FUND	195,045.47	23,459.19	352,514.25	4,421.24	358,715.63	188,844.09
300	9110	GARFIELD FIELD TRIPS	.00	2,274.27	4,685.42	100.35	2,617.85	2,067.57
300	9120	CANAVAN FIELD TRIP	.00	.00	6,310.50	710.18-	4,957.82	1,352.68
300	9121	WORLD WATCHER'S CLUB	7,362.04	.00	.00	.00	.00	7,362.04
300	9130	FENN FIELD TRIPS	.00	516.94	7,652.69	369.03	7,135.14	517.55
300	9140	HERITAGE FIELD TRIPS	.00	.00	5,985.50	870.71-	4,849.29	1,136.21
300	9160	BLAKE FIELD TRIPS	170.00	642.05	8,333.05	510.78-	8,503.05	.00
300	9170	WAITE FIELD TRIPS	1,272.00	2,854.74	12,298.74	2,113.08	13,570.74	.00
300	9180	NORTHROP FIELD TRIPS	269.67	2,467.24	10,500.04	3,189.07	6,810.92	3,958.79
300	9201	CLAGGETT MIDDLE SCH. BAND	26,295.12	.00	17,929.23	1,297.07	17,877.45	26,346.90
300	9202	CLAGGETT MIDDLE SCH. ORCH	258.00	.00	.00	.00	.00	258.00
300	9203	CLAGGETT MIDDLE SCHOOL LI	370.00	.00	.00	.00	.00	370.00
300	9204	CLAGGETT M.S. CHOIR FUND	634.10	.00	.00	.00	.00	634.10
300	9208	CLAGGETT - 6TH GRADE TRIP	27,839.95	3,218.00	101,780.50	.00	97,288.79	32,331.66
300	9250	ROOT M.S. BAND FUND	17,270.76	.00	13,817.00	1,884.76	13,880.14	17,207.62

Date: 7/12/18

F I N A N C I A L   S U M M A R Y   R E P O R T  
Processing Month: June 2018  
MEDINA CITY SCHOOL DISTRICT

Page: 5  
(FINSUM)

Fnd	Scc	Description	Beginning Balance	MTD Revenues	FYTD Revenues	MTD Expenditures	FYTD Expenditures	Current Available Balance
300	9251	ROOT M.S. ORCHESTRA FUND	1,228.15	.00	10.50	.00	.00	1,238.65
300	9252	ROOT M.S. CHOIR FUND	3,270.15	.00	.00	.00	.00	3,270.15
300	9253	ROOT M.S. BEEHIVE	407.27	.00	902.87	165.03	534.01	776.13
300	9258	ROOT - DISTRICT SUPERVISE	99,129.46	390.00	122,343.50	1,756.25	113,868.35	107,604.61
300	9259	ROOT DANCE TEAM	528.00	.00	.00	.00	528.00	.00
300	9301	BOWLING CLUB	.00	.00	3,200.00	.00	3,200.00	.00
300	9302	MENS VOLLEYBALL	8,302.21	.00	6,274.75	2,143.00	4,758.67	9,818.29
300	9303	HUDDLE/SHUDDLE	1,502.31	.00	1,540.00	611.88	1,724.09	1,318.22
300	9304	LINK CREW	4,010.40	60.00	1,740.00	60.36	2,273.23	3,477.17
300	9305	MHS DANCE TEAM	1,450.54	.00	.00	.00	1,450.54	.00
300	9313	DRAMA/MUSICAL	11,987.17	.00	9,806.16	.00	10,723.82	11,069.51
300	9325	MHS BAND TRIP	7,854.12	.00	.00	.00	682.92	7,171.20
300	9334	BEEHIVE CAFE	18,441.36	.00	16,207.00	85.80	16,597.58	18,050.78
300	9380	V O F T	640.58	.00	.00	.00	640.58	.00
300	9390	GLOBAL TRIPS	.00	.00	2,485.00	.00	2,485.00	.00
300	9410	SPARKLE CHEERLEADING	.00	.00	1,768.10	.00	.00	1,768.10
401	9016	AUXILIARY FUNDS/ST FRANCI	7,447.55	.00	.00	.00	7,447.55	.00
401	9017	AUXILIARY FUNDS/ST FRANCI	59,831.48	.00	3,436.20-	.00	56,357.87	37.41
401	9018	AUXILIARY FUNDS/ST FRANCI	.00	187.11	384,530.84	70,863.84	312,314.22	72,216.62
401	9026	AUX FUNDS NURTURY	5,654.05	.00	.00	.00	5,654.05	.00
401	9027	AUX FUNDS NURTURY	1,366.99	.00	2.05	.00	1,296.14	72.90
401	9028	AUX FUNDS NURTURY	.00	.00	2,731.10	.00	2,731.10	.00
401	9036	AUX FUNDS MCA	2,560.07	.00	.00	.00	2,560.07	.00
401	9037	AUX FUNDS MCA	34,290.21	.00	323.52	60.37-	34,613.73	.00
401	9038	AUX FUNDS MCA	.00	65.82	170,002.36	11,412.33	145,988.80	24,013.56
401	9046	AUX FUNDS KIDS COUNTRY	1,234.24	.00	.00	.00	1,234.24	.00
401	9047	AUX FUNDS KIDS COUNTRY	6,177.86	.00	10.27	167.03-	6,188.13	.00
401	9048	AUX FUNDS KIDS COUNTRY	.00	21.86	11,600.49	1,830.42	1,830.42	9,770.07
401	9066	SM WONDERS	1,644.12	.00	.00	.00	.00	1,644.12
432	9097	MANAGE. INFO. SYS. FUND	.80	.00	.00	.00	.00	.80
450	9008	SCHOOLNET PLUS FY2008: GR	1.00	.00	.00	.00	.00	1.00
451	9013	CONNECTIVITY 2013	800.00	.00	.00	.00	.00	800.00
451	9018	CONNECTIVITY FY18	.00	.00	19,800.00	.00	19,236.00	564.00
452	9008	SCHOOLNET PROFESSIONAL DE	66.15	.00	.00	.00	.00	66.15
463	9017	ALT ED	219.48	.00	.00	.00	219.48	.00
499	9012	INTERN PSYCH FY12	45.81	.00	.00	.00	.00	45.81
499	9013	INTERN PSYCH FY13	39.97	.00	.00	.00	.00	39.97
499	9018	STRATEGIES SECONDARY TRAN	.00	3,129.00	3,129.00	.00	.00	3,129.00
499	9024	LOCAL GOVERNMENT INNOVATI	7,750.00	.00	.00	.00	.00	7,750.00
499	9039	INTERN PSYCHOLOGIST GRANT	2.20	.00	.00	.00	.00	2.20
499	9112	E-TECH BLENDED LEARNING G	321.71	.00	.00	.00	.00	321.71
506	9014	RESIDENT EDUCATOR GRANT	950.00	.00	.00	.00	.00	950.00
516	9015	TITLE VI-B	2,690.82	.00	.00	.00	.00	2,690.82
516	9016	TITLE VI-B	229.90	.00	.00	.00	.00	229.90
516	9017	TITLE VI-B	3,926.79	.00	213,979.27	.00	217,906.06	.00
516	9018	TITLE VI-B	.00	225,913.17	1,253,136.34	111,070.39	1,240,087.30	13,049.04

Date: 7/12/18

F I N A N C I A L   S U M M A R Y   R E P O R T  
Processing Month: June 2018  
MEDINA CITY SCHOOL DISTRICT

Page: 6  
(FINSUM)

Fnd	Sc	Description	Beginning Balance	MTD Revenues	FYTD Revenues	MTD Expenditures	FYTD Expenditures	Current Available Balance
551	9118	TITLE III LEP	.00	.00	10,743.48	.00	10,743.48	.00
572	9017	TITLE I	41,715.90	.00	112,623.24	.00	154,339.14	.00
572	9018	TITLE I	.00	90,785.24	397,809.79	32,375.79	373,177.32	24,632.47
572	9116	TITLE I-D	2.83	.00	.00	.00	.00	2.83
572	9117	TITLE I-D	31,914.47	.00	87,811.70	.00	119,726.17	.00
572	9118	TITLE I-D	.00	40,868.24	73,403.59	8,194.50	43,073.09	30,330.50
587	9017	PRESCHOOL	4,661.62	.00	3,621.22	.00	8,282.84	.00
587	9018	PRESCHOOL	.00	23,096.97	46,908.09	2,357.33	35,946.03	10,962.06
590	9017	TITLE II-A	3,719.83	.00	.00	.00	3,719.83	.00
590	9018	TITLE II-A	.00	42,430.29	131,314.90	20,336.71	121,521.89	9,793.01
599	9018	TITLE IV-A STUDENT SUPPOR	.00	4,071.62	12,697.89	2,153.62	11,959.75	738.14
		Grand Total All Funds	72,792,031.29	4,383,198.81	109244,163.48	10,028,167.26	103737,159.22	78299,035.55
		Total Invested Funds	.00					



Date: 7/12/2018

C H E C K   R E G I S T E R  
Processing Month: June 2018  
MEDINA CITY SCHOOL DISTRICT

Page: 1  
(CHKREG)

Check#	Check Date	Org Sta	Vendor Paid	Check Amount	Status Date
008180	06/01/2018	M/M	MEMO - HUNTINGTON NAT'L BANK	26,128.36	
008181	06/01/2018	M/M	MEMO - MEDICAL MUTUAL	93,131.41	
008182	06/05/2018	M/M	MEMO - MEDICAL MUTUAL	224,046.05	
008183	06/06/2018	M/M	GORDON FOOD SERVICE	84.04	
008184	06/06/2018	M/M	GORDON FOOD SERVICE	39.56	
008185	06/07/2018	M/M	MEMO - U.S. BANK PURCHASE CARD	21,150.41	
008186	06/08/2018	M/M	MEMO --S T R S	73,972.12	
008187	06/08/2018	M/M	MEMO --S E R S	3,714.69	
008188	06/08/2018	M/M	MEMO -MEDINA CITY SCHOOLS	318,427.13	
008189	06/08/2018	M/M	MEMO - HUNTINGTON NAT'L BANK	27,558.21	
008190	06/08/2018	M/M	MEMO - BUREAU WORK COMP	5,615.05	
008191	06/01/2018	M/M	MEMO - BANK OF NEW YORK	476,843.75	
008192	06/01/2018	M/M	MEMO - BANK OF NEW YORK	664,993.25	
008193	06/01/2018	M/M	MEMO - BANK OF NEW YORK	84,400.00	
008194	06/01/2018	M/M	MEMO - BANK OF NEW YORK	33,750.00	
008195	06/14/2018	M/M	GORDON FOOD SERVICE	128.59	
008196	06/14/2018	M/M	GORDON FOOD SERVICE	18.83	
008197	06/15/2018	M/M	MEMO MET LIFE INSURANCE	55,841.69	
008198	06/18/2018	M/M	MEMO MET LIFE INSURANCE	4,666.67	
008199	06/19/2018	M/M	MEMO - MEDICAL MUTUAL	231,651.44	
008200	06/11/2018	M/M	MEMO - MEDICAL MUTUAL	111,073.22	
008201	06/08/2018	M/M	OHIO DEPT OF ED - MEMO CK	117,407.22	
008202	06/22/2018	M/M	MEMO --S T R S	78,132.25	
008203	06/22/2018	M/M	MEMO --S E R S	3,714.59	
008204	06/22/2018	M/M	MEMO -MEDINA CITY SCHOOLS	312,329.71	
008205	06/22/2018	M/M	MEMO - HUNTINGTON NAT'L BANK	29,196.95	
008206	06/22/2018	M/M	MEMO - BUREAU WORK COMP	5,958.65	
008207	06/22/2018	M/V	MEMO --S T R S	1,030,272.00	06/22/2018
008208	06/22/2018	M/M	MEMO --S T R S	515,136.00	
008209	06/22/2018	M/M	MEMO --S E R S	124,834.00	
008210	06/26/2018	M/M	MEMO - MEDICAL MUTUAL	122,341.05	
008211	06/22/2018	M/M	OHIO DEPT OF ED - MEMO CK	116,624.91	
008212	06/25/2018	M/M	SYSCO CLEVELAND INC	19,811.93	
008213	06/25/2018	M/M	SYSCO CLEVELAND INC	919.35	
008214	06/25/2018	T/T	MEMO -MEDINA CITY SCHOOLS	589.89	
008215	06/25/2018	T/T	MEMO -MEDINA CITY SCHOOLS	379.64	
008216	06/25/2018	T/T	MEMO -MEDINA CITY SCHOOLS	642.05	
008217	06/25/2018	T/T	MEMO -MEDINA CITY SCHOOLS	2,854.74	
008218	06/25/2018	T/T	MEMO -MEDINA CITY SCHOOLS	846.78	
008219	06/25/2018	T/T	MEMO -MEDINA CITY SCHOOLS	377,093.75	
008220	06/25/2018	T/T	MEMO -MEDINA CITY SCHOOLS	170,900.00	
008221	06/25/2018	T/T	MEMO -MEDINA CITY SCHOOLS	3,129.00	
008222	06/25/2018	T/T	MEMO -MEDINA CITY SCHOOLS	90,945.76	
008223	06/25/2018	T/T	MEMO -MEDINA CITY SCHOOLS	45,709.83	
008224	06/25/2018	T/T	MEMO -MEDINA CITY SCHOOLS	37,604.74	
008225	06/25/2018	T/T	MEMO -MEDINA CITY SCHOOLS	12,552.98	
008226	06/25/2018	T/T	MEMO -MEDINA CITY SCHOOLS	32,974.72	
008227	06/25/2018	T/T	MEMO -MEDINA CITY SCHOOLS	1,721.43	
008228	06/25/2018	T/T	MEMO -MEDINA CITY SCHOOLS	170,900.00	
008229	06/29/2018	M/M	GORDON FOOD SERVICE	14.74	
008230	06/29/2018	M/M	MEMO - P & A ADMINISTRATIVE	13,596.88	
008231	06/29/2018	M/V	MEMO -MEDINA CITY SCHOOLS	2,656.37	06/29/2018

Date: 7/12/2018

C H E C K   R E G I S T E R  
Processing Month: June 2018  
MEDINA CITY SCHOOL DISTRICT

Page: 2  
(CHKREG)

Check#	Check Date	Org Sta	Vendor Paid	Check Amount	Status Date
008232	06/29/2018	M/M	MEMO -MEDINA CITY SCHOOLS	17,697.44	
622959	06/13/2018	W/R	ABC THERAPY, LTD	17,737.50	06/13/2018
622960	06/13/2018	W/R	ABDO PUBLISHING COMPANY	1,669.75	06/25/2018
622961	06/13/2018	W/R	AGILE SPORTS TECHNOLOGIES INC	1,200.00	06/20/2018
622962	06/13/2018	W/R	AIRGAS USA, LLC	17.59	06/21/2018
622963	06/13/2018	W/R	AKRON CHILDRENS HOSPITAL	27,086.40	06/20/2018
622964	06/13/2018	W/R	ALAYNA WARRINGTON	112.99	06/15/2018
622965	06/13/2018	W/R	ALISON YATES	19.96	06/13/2018
622966	06/13/2018	W/R	ALLEGHENY INTERMEDIATE UNIT 3	975.00	06/20/2018
622967	06/13/2018	W/R	AMERICAN TIME & SIGNAL COMPANY	293.69	06/18/2018
622968	06/13/2018	W/R	ANGELA NUCKOLS	450.00	06/13/2018
622969	06/13/2018	W/R	COLLEGE BOARD	47,245.00	06/20/2018
622970	06/13/2018	W/R	APPLIED MSS	572.73	06/20/2018
622971	06/13/2018	W/R	ARMSTRONG	544.51	06/20/2018
622972	06/13/2018	W/R	ARMSTRONG CABLE	204.90	06/19/2018
622973	06/13/2018	W/R	ASCD	124.90	06/19/2018
622974	06/13/2018	W/R	AUGMENTATIVE RESOURCES INC	21.95	06/18/2018
622975	06/13/2018	W/R	BARB DIMARINO	58.64	06/13/2018
622976	06/13/2018	W/R	BELINDA MEIER	122.42	06/14/2018
622977	06/13/2018	W/R	BLICK ART MATERIALS LLC	29.15	06/20/2018
622978	06/13/2018	W/R	BOOKSOURCE	283.72	06/18/2018
622979	06/13/2018	W/R	DAIRYMENS	2,934.57	06/18/2018
622980	06/13/2018	W/R	C MARTIN TRUCKING	1,262.02	06/29/2018
622981	06/13/2018	W/R	CARA R COUGHLIN	592.50	06/13/2018
622982	06/13/2018	W/R	CARDINAL BUS SALES &	150.85	06/18/2018
622983	06/13/2018	W/R	DOMINIC'S PIZZA	209.66	06/25/2018
622984	06/13/2018	W/R	CATHY LASHER	326.59	06/13/2018
622985	06/13/2018	W/R	CENTERRA CO-OP	13,075.37	06/19/2018
622986	06/13/2018	W/R	CENTRAL FARM AND GARDEN	1,196.00	06/18/2018
622987	06/13/2018	W/R	CENTURY CYCLES	1,000.00	06/26/2018
622988	06/13/2018	W/R	CHUCK'S CUSTOM, LLC	132.00	06/20/2018
622989	06/13/2018	W/R	CINTAS CORPORATION	761.47	06/20/2018
622990	06/13/2018	W/R	CITY OF MEDINA	14,851.30	06/18/2018
622991	06/13/2018	W/R	CLEVELAND CLINIC ATWORK	2,201.00	06/29/2018
622992	06/13/2018	W/R	OHIO CERAMIC SUPPLY, INC.	75.00	06/19/2018
622993	06/13/2018	W/W	COPLEY HIGH SCHOOL	320.00	
622994	06/13/2018	W/R	CRISIS PREVENTON INST, INC.	665.00	06/20/2018
622995	06/13/2018	W/R	CROWN TROPHY OF MEDINA	934.50	06/19/2018
622996	06/13/2018	W/R	CYNTHIA M SHEVEL	1,845.00	06/29/2018
622997	06/13/2018	W/R	DARLENE SPARKS	15.82	06/13/2018
622998	06/13/2018	W/R	DAVID MCGURK	60.00	06/21/2018
622999	06/13/2018	W/R	DAWN CIPRO	31.23	06/13/2018
623000	06/13/2018	W/R	EASY GRAPHICS CORP	31,041.00	06/19/2018
623001	06/13/2018	W/R	EDUCATION ALTERNATIVES	8,970.00	06/18/2018
623002	06/13/2018	W/R	ESC OF MEDINA COUNTY	82,900.06	06/18/2018
623003	06/13/2018	W/R	FAITH CROCKER	19.00	06/13/2018
623004	06/13/2018	W/R	FIRST RATE SERVICE LLC	716.25	06/18/2018
623005	06/13/2018	W/R	FLOWER GALLERY LLC	589.00	06/22/2018
623006	06/13/2018	W/R	FOLLETT SCHOOL SOLUTIONS INC	655.23	06/18/2018
623007	06/13/2018	W/R	FOWLER COMPANY	1,805.00	06/19/2018
623008	06/13/2018	W/R	FRONTIER	1,226.15	06/21/2018
623009	06/13/2018	W/R	NAPA AUTOMOTIVE PARTS & SERVIC	12.98	06/20/2018

Date: 7/12/2018

C H E C K   R E G I S T E R  
Processing Month: June 2018  
MEDINA CITY SCHOOL DISTRICT

Page: 3  
(CHKREG)

Check#	Check Date	Org Sta	Vendor Paid	Check Amount	Status Date
623010	06/13/2018	W/W	GOODTIME III	594.00	
623011	06/13/2018	W/R	GOODWILL INDUSTRIES AKRON INC	6,214.00	06/13/2018
623012	06/13/2018	W/R	GRAINGER SUPPLY CO	396.68	06/19/2018
623013	06/13/2018	W/R	GREAT LAKES BIOMEDICAL LTD	342.00	06/18/2018
623014	06/13/2018	W/R	GREAT LAKES SCIENCE CENTER	737.76	06/25/2018
623015	06/13/2018	W/R	HARPLEY CS LLC	1,400.00	06/13/2018
623016	06/13/2018	W/R	HARVARD EDUC PUBLISHING GROUP	255.20	06/29/2018
623017	06/13/2018	W/R	HEALTHCARE BILLING SERVICES	2,066.88	06/20/2018
623018	06/13/2018	W/R	HOUGHTON MIFFLIN HARCOURT	1,028.55	06/19/2018
623019	06/13/2018	W/W	HOUSE OF FLOWERS & GIFTS LLC	258.00	
623020	06/13/2018	W/R	ICE CREAM SPECIALTIES INC	594.37	06/18/2018
623021	06/13/2018	W/R	INSTITUTE FOR MULTI-SENSORY ED	2,200.11	06/20/2018
623022	06/13/2018	W/W	ISABEL C ZUPAN	1,000.00	
623023	06/13/2018	W/R	JOHNSTONE SUPPLY INC.	2,347.10	06/19/2018
623024	06/13/2018	W/R	JOSHEN PAPER & PACKAGING	245.93	06/18/2018
623025	06/13/2018	W/R	JS PRINTING	287.00	06/19/2018
623026	06/13/2018	W/R	JULIE WILLIAMS	5,754.38	06/19/2018
623027	06/13/2018	W/W	KAASP	30.00	
623028	06/13/2018	W/R	KENNEDY COTTRELL RICHARDS LLC	2,750.00	06/18/2018
623029	06/13/2018	W/R	KIMBERLY EVILSIZER	239.58	06/13/2018
623030	06/13/2018	W/R	KRISTI CRANE	183.99	06/13/2018
623031	06/13/2018	W/R	LAKESHORE LEARNING MATERIALS	86.22	06/18/2018
623032	06/13/2018	W/R	LANGUAGE LEARNING ASSOCIATES	21,542.50	06/13/2018
623033	06/13/2018	W/R	LANGUAGE LIZARD LLC	41.35	06/18/2018
623034	06/13/2018	W/R	LIFEACT	2,500.00	06/29/2018
623035	06/13/2018	W/R	LIFETOUCH NATIONAL SCHOOLS	391.00	06/19/2018
623036	06/13/2018	W/R	LILLIAN SELVA	35.89	06/13/2018
623037	06/13/2018	W/R	LODI LUMBER CO	104.04	06/18/2018
623038	06/13/2018	W/R	LORI S KELLY	1,738.50	06/13/2018
623039	06/13/2018	W/R	LUBRICATION ENGINEERS, INC	5,545.09	06/18/2018
623040	06/13/2018	W/R	MACKIN EDUCATIONAL RESOURCES	745.67	06/19/2018
623041	06/13/2018	W/R	MARCELA NICOLAE	2,000.00	06/21/2018
623042	06/13/2018	W/R	MARY JARSTFER	40.00	06/13/2018
623043	06/13/2018	W/R	MCS FOOD SERVICE DEPT.	2,290.77	06/15/2018
623044	06/13/2018	W/R	MEDINA ATHLETIC BOOSTERS	550.00	06/19/2018
623045	06/13/2018	W/R	MEDINA CITY SCHOOLS	71,500.35	06/14/2018
623046	06/13/2018	W/R	MEDINA COUNTY SANITARY	12,643.27	06/18/2018
623047	06/13/2018	W/R	MEDINA HARDWARE, INC	343.65	06/21/2018
623048	06/13/2018	W/R	MEGAN PERKINS	525.00	06/19/2018
623049	06/13/2018	W/R	MINDAN ALT	71.78	06/13/2018
623050	06/13/2018	W/R	MNJ TECHNOLOGIES DIRECT INC	514.00	06/19/2018
623051	06/13/2018	W/R	MONTVILLE POLICE DEPARTMENT	240.00	06/25/2018
623052	06/13/2018	W/R	MUSIC THERAPY ENRICHMENT	525.00	06/22/2018
623053	06/13/2018	W/W	NAVIANCE INC	709.20	
623054	06/13/2018	W/R	PEARSON, INC.	387.53	06/19/2018
623055	06/13/2018	W/R	NE DISTRICT ATHLETIC BOARD	361.28	06/25/2018
623056	06/13/2018	W/R	NEOLA INC.	950.00	06/22/2018
623057	06/13/2018	W/R	NICKLES BAKERY	626.67	06/19/2018
623058	06/13/2018	W/R	OAASFEP	475.00	06/20/2018
623059	06/13/2018	W/R	OHIO DEPT OF JOB &	712.43	06/20/2018
623060	06/13/2018	W/R	OHIO HIGH SCHOOL ATHLETIC ASSN	154.00	06/22/2018
623061	06/13/2018	W/R	OWEN M COUGHLIN, JR.	307.50	06/19/2018



Date: 7/12/2018

C H E C K   R E G I S T E R  
Processing Month: June 2018  
MEDINA CITY SCHOOL DISTRICT

Page: 4  
(CHKREG)

Check#	Check Date	Org Sta	Vendor Paid	Check Amount	Status Date
623062	06/13/2018	W/R	PEARSON ASSESSMENTS	100.64	06/19/2018
623063	06/13/2018	W/R	PIONEER ATHLETICS	420.00	06/18/2018
623064	06/13/2018	W/R	PITNEY BOWES GLOBAL FINANCIAL	1,046.16	06/21/2018
623065	06/13/2018	W/R	PITNEY BOWES GLOBAL FINANCIAL	2,027.11	06/20/2018
623066	06/13/2018	W/R	POINT SPRING & DRIVESHAFT CO	227.80	06/19/2018
623067	06/13/2018	W/R	POSITIVE PROMOTIONS, INC	108.45	06/26/2018
623068	06/13/2018	W/R	US POSTAL SERVICE	394.00	06/20/2018
623069	06/13/2018	W/R	PRAXAIR	24.85	06/19/2018
623070	06/13/2018	W/R	PSI AFFILIATES, INC.	41,782.33	06/21/2018
623071	06/13/2018	W/R	REDTREE INVESTMENT GROUP	1,512.13	06/19/2018
623072	06/13/2018	W/R	REGINA COUGHLIN	95.00	06/13/2018
623073	06/13/2018	W/R	REINHARDT SUPPLY COMPANY	235.60	06/21/2018
623074	06/13/2018	W/R	ROWLEYS WHOLESALE	250.00	06/19/2018
623075	06/13/2018	W/R	SANSON COMPANY	1,469.55	06/19/2018
623076	06/13/2018	W/R	SC STRATEGIC SOLUTIONS LLC	382.28	06/18/2018
623077	06/13/2018	W/R	SCHOLASTIC BOOK CLUBS, INC	1,332.00	06/18/2018
623078	06/13/2018	W/R	SCHOLASTIC/SUPER SCIENCE MAG	111.22	06/19/2018
623079	06/13/2018	W/R	SCHOLASTIC INC.	402.17	06/18/2018
623080	06/13/2018	W/R	CLASSROOM DIRECT	63.34	06/18/2018
623081	06/13/2018	W/R	SCHOOL SPECIALTY, INC	1,113.93	06/18/2018
623082	06/13/2018	W/R	SCOTT VAN FLEET	60.00	06/25/2018
623083	06/13/2018	W/R	SENDERO THERAPIES, INC.	30,281.92	06/13/2018
623084	06/13/2018	W/R	SHARON OLTERS DORF	197.73	06/13/2018
623085	06/13/2018	W/R	SHELLEY MACK	651.00	06/13/2018
623086	06/13/2018	W/R	SHELLY JANSEN	126.11	06/13/2018
623087	06/13/2018	W/R	SMITH BROTHERS INC.	164.00	06/19/2018
623088	06/13/2018	W/R	SPORTSWORLD	2,406.73	06/19/2018
623089	06/13/2018	W/R	SUBURBAN SCHOOL	47,993.00	06/20/2018
623090	06/13/2018	W/R	SUE SUTHERS	163.49	06/13/2018
623091	06/13/2018	W/R	SUMMER REINFORCEMENT	3,650.00	06/19/2018
623092	06/13/2018	W/R	SUPER DUPER PUBLICATIONS	263.69	06/19/2018
623093	06/13/2018	W/R	TALBERT'S COMMERCIAL PRODUCTS	647.99	06/18/2018
623094	06/13/2018	W/W	TAYLOR CONSULTING GROUP	19,095.00	
623095	06/13/2018	W/R	TAYLOR RENTAL CENTER, INC	2,916.25	06/20/2018
623096	06/13/2018	W/V	TEACHERS PAY TEACHERS	149.23	06/14/2018
623097	06/13/2018	W/R	TECHNOLOGY ENGINEERING	10,351.25	06/13/2018
623098	06/13/2018	W/R	TERRENCE J ROMPH	200.00	06/19/2018
623099	06/13/2018	W/R	THE MISSING PIECE LLC	525.00	06/22/2018
623100	06/13/2018	W/R	THOMAS G MCKENNA	200.00	06/19/2018
623101	06/13/2018	W/R	TODD HODKEY	160.67	06/13/2018
623102	06/13/2018	W/R	TREASURER, STATE OF OHIO	3,281.45	06/18/2018
623103	06/13/2018	W/R	ULINE INC	730.45	06/21/2018
623104	06/13/2018	W/R	UNITED RENTALS (N AMERICA) INC	148.00	06/27/2018
623105	06/13/2018	W/R	UNITY SCHOOL BUS PARTS	1,230.72	06/18/2018
623106	06/13/2018	W/R	UNIVERSITY OF AKRON	12,515.28	06/22/2018
623107	06/13/2018	W/R	USA CUSTOM APPAREL LLC	1,455.25	06/19/2018
623108	06/13/2018	W/R	VERIZON WIRELESS	385.36	06/19/2018
623109	06/13/2018	W/R	VOICE OF YOUTH ADVOCATES	57.00	06/27/2018
623110	06/13/2018	W/R	VIDEO SERVICE OF AMERICA	11,630.00	06/18/2018
623111	06/13/2018	W/R	WARD'S SCIENCE	1,631.18	06/18/2018
623112	06/13/2018	W/R	WOLFF BROS. SUPPLY, INC.	135.20	06/18/2018
623113	06/13/2018	B/R	DAWN BONZA	17.55	06/19/2018

Date: 7/12/2018

C H E C K   R E G I S T E R  
Processing Month: June 2018  
MEDINA CITY SCHOOL DISTRICT

Page: 5  
(CHKREG)

Check#	Check Date	Org Sta	Vendor Paid	Check Amount	Status Date
623114	06/13/2018	B/B	MARY ALICE HUDAK	30.50	
623115	06/13/2018	B/B	SHANNON KRAJZEL	35.00	
623116	06/13/2018	B/B	TINA GAL	4.00	
623117	06/13/2018	B/R	HEATHER SCIMONE	4.99	06/18/2018
623118	06/18/2018	W/R	ACA TRACK	4,754.00	06/20/2018
623119	06/21/2018	W/R	ABC FIRE INC	184.50	06/25/2018
623120	06/21/2018	W/R	ACCURATE LABEL DESIGNS	67.95	06/26/2018
623121	06/21/2018	W/R	ADVANCE AUTO PARTS	4,593.04	06/26/2018
623122	06/21/2018	W/R	AIRGAS USA, LLC	153.32	06/27/2018
623123	06/21/2018	W/R	AKRON ROTARY CAMP	3,480.00	06/29/2018
623124	06/21/2018	W/R	ANGELA NUCKOLS	315.00	06/21/2018
623125	06/21/2018	W/R	APOLLO PEST CONTROL COMPANY	628.00	06/27/2018
623126	06/21/2018	W/R	APPLIED MAINTENANCE SUPPLIES	94.60	06/29/2018
623127	06/21/2018	W/R	APPLIED MSS	164.19	06/29/2018
623128	06/21/2018	W/W	ARDENT PIANO	980.00	
623129	06/21/2018	W/R	ASCD	307.45	06/26/2018
623130	06/21/2018	W/R	AUSTIN ARGABRIGHT	501.76	06/21/2018
623131	06/21/2018	W/R	BARNES & NOBLE BOOKSELLERS,	1,138.22	06/26/2018
623132	06/21/2018	W/R	BETH DAVIS	22.83	06/21/2018
623133	06/21/2018	W/R	BETH JACK	129.97	06/21/2018
623134	06/21/2018	W/R	BETHANY PITTMAN	212.34	06/21/2018
623135	06/21/2018	W/R	BIG D GLASS & MIRROR CO	280.50	06/26/2018
623136	06/21/2018	W/R	BLICK ART MATERIALS LLC	1,701.08	06/27/2018
623137	06/21/2018	W/R	NORTHERN TOOL & EQUIPMENT	79.95	06/25/2018
623138	06/21/2018	W/R	BOOKSOURCE	1,677.08	06/26/2018
623139	06/21/2018	W/W	BOOMERANG PROJECT	2,595.00	
623140	06/21/2018	W/R	DAIRYMENS	4,712.64	06/25/2018
623141	06/21/2018	W/R	BOUND TREE MEDICAL	57.20	06/25/2018
623142	06/21/2018	W/R	BRENDON MCLELLAN	14.61	06/21/2018
623143	06/21/2018	W/R	BRETT SMITH	71.67	06/21/2018
623144	06/21/2018	W/R	BRYAN FARSON	55.17	06/21/2018
623145	06/21/2018	W/R	BUEHLER'S MARKETS	42.90	06/25/2018
623146	06/21/2018	W/W	BUZZARD TOOLS LLC	317.83	
623147	06/21/2018	W/R	CAPP USA, INC.	141.08	06/26/2018
623148	06/21/2018	W/R	CARDINAL BUS SALES &	886.54	06/25/2018
623149	06/21/2018	W/R	CARL'S CRANE SERVICE LLC	330.00	06/27/2018
623150	06/21/2018	W/R	CDWG	4,887.43	06/26/2018
623151	06/21/2018	W/R	CENTRAL INSTRUMENT CO.	324.95	06/25/2018
623152	06/21/2018	W/R	CHAD WILSON	56.03	06/21/2018
623153	06/21/2018	W/R	CHANNING BETE COMPANY, INC	9,237.93	06/26/2018
623154	06/21/2018	W/R	CHARLOTTE KOLKE	37.13	06/21/2018
623155	06/21/2018	W/R	CHERYL BELL	17.98	06/21/2018
623156	06/21/2018	W/W	CHUCK'S CUSTOM, LLC	1,594.00	
623157	06/21/2018	W/R	CINTAS FIRST AID & SAFETY	204.91	06/25/2018
623158	06/21/2018	W/R	CINTAS CORPORATION	2,280.40	06/27/2018
623159	06/21/2018	W/R	CITY OF MEDINA	9,710.97	06/25/2018
623160	06/21/2018	W/R	CLEVELAND PLUMBING	150.88	06/25/2018
623161	06/21/2018	W/W	CMS PUBLICATIONS	135.00	
623162	06/21/2018	W/R	COLUMBIA GAS OF OHIO, INC	4,474.67	06/27/2018
623163	06/21/2018	W/R	COURTNEY LONDON	133.76	06/21/2018
623164	06/21/2018	W/R	CRAIG KOMAR	155.67	06/21/2018
623165	06/21/2018	W/R	CROWN TROPHY OF MEDINA	217.50	06/27/2018

Date: 7/12/2018

C H E C K   R E G I S T E R  
Processing Month: June 2018  
MEDINA CITY SCHOOL DISTRICT

Page: 6  
(CHKREG)

Check#	Check Date	Org Sta	Vendor Paid	Check Amount	Status Date
623166	06/21/2018	W/R	DAMON INDUSTRIES INC	9,777.49	06/25/2018
623167	06/21/2018	W/R	DANIEL SMITH	29.98	06/21/2018
623168	06/21/2018	W/W	DANIELLE KENDEL	1.69	
623169	06/21/2018	W/R	DAVID M CHAMBERS	172.66	06/21/2018
623170	06/21/2018	W/R	DAVID RAINS	1.42	06/21/2018
623171	06/21/2018	W/R	DEBRA HICKS	123.42	06/21/2018
623172	06/21/2018	W/R	DEMCO, INC.	347.79	06/26/2018
623173	06/21/2018	W/W	DMO FOOD EQUIPMENT	2,308.43	
623174	06/21/2018	W/R	DOREEN CSISZAR	34.74	06/21/2018
623175	06/21/2018	W/R	DYNACAL, LLC	1,440.00	06/27/2018
623176	06/21/2018	W/R	EASY GRAPHICS CORP	18,644.00	06/26/2018
623177	06/21/2018	W/R	EDUCATIONAL FUNDING GROUP, INC	3,443.49	06/27/2018
623178	06/21/2018	W/R	EDUCATIONAL FURNITURE LLC	27,215.00	06/26/2018
623179	06/21/2018	W/R	EDUCATIONAL INNOVATIONS, INC	244.81	06/25/2018
623180	06/21/2018	W/R	EDUCATIONAL SERVICE CENTER	35,700.00	06/25/2018
623181	06/21/2018	W/R	ELIZABETH HANLON	125.00	06/25/2018
623182	06/21/2018	W/R	ELIZABETH KIOUSIS	20.45	06/21/2018
623183	06/21/2018	W/W	ELIZABETH KISSNER	34.57	
623184	06/21/2018	W/R	ENTERPRISE FLEET MGMT INC.	9,519.82	06/27/2018
623185	06/21/2018	W/R	ERIN VLEUGELS	236.53	06/21/2018
623186	06/21/2018	W/R	ESC OF MEDINA COUNTY	5,480.00	06/25/2018
623187	06/21/2018	W/R	ESC OF MEDINA COUNTY	70.68	06/25/2018
623188	06/21/2018	W/R	FARMERS EXCHANGE CO INC	22.50	06/25/2018
623189	06/21/2018	W/R	FASTENAL COMPANY	178.30	06/26/2018
623190	06/21/2018	W/R	FLINN SCIENTIFIC, INC.	361.36	06/25/2018
623191	06/21/2018	W/R	FOLLETT SCHOOL SOLUTIONS INC	4,589.85	06/26/2018
623192	06/21/2018	W/R	FOLLETT SCHOOL SOLUTIONS INC	690.33	06/26/2018
623193	06/21/2018	W/R	FREY SCIENTIFIC	1,442.87	06/26/2018
623194	06/21/2018	W/R	GAIL GEIB	119.90	06/21/2018
623195	06/21/2018	W/R	NAPA AUTOMOTIVE PARTS & SERVIC	1,359.63	06/27/2018
623196	06/21/2018	W/R	GOPHER SPORT	356.55	06/26/2018
623197	06/21/2018	W/R	GORDON FOOD SERVICE	307.67	06/26/2018
623198	06/21/2018	W/R	GORDON FOOD SERVICE	150.71	06/26/2018
623199	06/21/2018	W/R	GRAINGER SUPPLY CO	632.52	06/26/2018
623200	06/21/2018	W/R	GREATER MEDINA CHAMBER	36.00	06/29/2018
623201	06/21/2018	W/R	GRIZZLY AUTO & TIRE	1,897.36	06/26/2018
623202	06/21/2018	W/R	HARCOURT OUTLINES, INC.	120.64	06/25/2018
623203	06/21/2018	W/R	HARRISON FORD INC	95.80	06/26/2018
623204	06/21/2018	W/R	HEINEMANN	2,432.83	06/25/2018
623205	06/21/2018	W/R	HERITAGE FOOD SERVICE GROUP	93.69	06/27/2018
623206	06/21/2018	W/R	HOLLI WEBER	174.90	06/21/2018
623207	06/21/2018	W/R	HOME DEPOT	101.74	06/26/2018
623208	06/21/2018	W/R	HORST'S VIOLIN SHOP	1,285.00	06/26/2018
623209	06/21/2018	W/R	ICE CREAM SPECIALTIES INC	425.89	06/25/2018
623210	06/21/2018	W/R	INNOVATIVE SOLUTIONS	2,010.00	06/25/2018
623211	06/21/2018	W/R	JAYNE MILLER	53.00	06/26/2018
623212	06/21/2018	W/R	JENNIFER LOCOCO	674.29	06/21/2018
623213	06/21/2018	W/R	JESSICA WHITE	68.37	06/21/2018
623214	06/21/2018	W/R	JF GOOD COMPANY	2,895.01	06/25/2018
623215	06/21/2018	W/R	JOHN WESTFALL JR	17.71	06/21/2018
623216	06/21/2018	W/R	JOHNSON CONTROLS FIRE PROT LP	413.66	06/29/2018
623217	06/21/2018	W/R	JOHNSTONE SUPPLY INC.	1,840.94	06/25/2018

Date: 7/12/2018

C H E C K   R E G I S T E R  
Processing Month: June 2018  
MEDINA CITY SCHOOL DISTRICT

Page: 7  
(CHKREG)

Check#	Check Date	Org Sta	Vendor Paid	Check Amount	Status Date
623218	06/21/2018	W/R	JORDAN OLSON	134.22	06/21/2018
623219	06/21/2018	W/R	JOSEPH GAUDIO	37.81	06/21/2018
623220	06/21/2018	W/R	JOSHEN PAPER & PACKAGING	348.47	06/25/2018
623221	06/21/2018	W/R	JOSTEN'S INC	71.13	06/27/2018
623222	06/21/2018	W/R	JULIE MCCABE	105.62	06/21/2018
623223	06/21/2018	W/R	JW PEPPER & SON, INC.	1,336.56	06/26/2018
623224	06/21/2018	W/R	KAREN MCGINTY	33.98	06/21/2018
623225	06/21/2018	W/R	KAREN PLATZ	120.71	06/21/2018
623226	06/21/2018	W/R	KERRY THOMAS	50.08	06/21/2018
623227	06/21/2018	W/R	KIEFER EQUIPMENT CO	4,433.55	06/29/2018
623228	06/21/2018	W/R	KIM HALLOCK	8.98	06/21/2018
623229	06/21/2018	W/V	KIMBERLY HAYAS YEDLICK	41.39	06/25/2018
623230	06/21/2018	W/W	KITTEN KRAZY	12.50	
623231	06/21/2018	W/R	KOKOSING MATERIALS, INC.	286.00	06/25/2018
623232	06/21/2018	W/R	KRISTEN MALINKEY	507.22	06/21/2018
623233	06/21/2018	W/R	KYLE BALAS	22.13	06/25/2018
623234	06/21/2018	W/R	LAURA HOUGH	47.89	06/21/2018
623235	06/21/2018	W/R	LEGO EDUCATION	115.70	06/25/2018
623236	06/21/2018	W/R	LIFETOUCH NATIONAL SCHOOLS	170.00	06/26/2018
623237	06/21/2018	W/R	LINDA SCOTT	100.00	06/21/2018
623238	06/21/2018	W/R	LISA DUBE	22.35	06/21/2018
623239	06/21/2018	W/R	LISA KAISER	219.09	06/21/2018
623240	06/21/2018	W/R	LOCAL IMPRINT LLC	430.50	06/27/2018
623241	06/21/2018	W/R	LODI LUMBER CO	135.79	06/25/2018
623242	06/21/2018	W/R	LORI DENNIS	7.17	06/21/2018
623243	06/21/2018	W/R	MAKERBOT INDUSTRIES, LLC	106.93	06/26/2018
623244	06/21/2018	W/R	MCMASTER-CARR	669.30	06/25/2018
623245	06/21/2018	W/R	MCS FOOD SERVICE DEPT.	222.10	06/25/2018
623246	06/21/2018	W/R	MEDINA ATHLETIC BOOSTERS	2,163.00	06/27/2018
623247	06/21/2018	W/R	MEDINA CITY SCHOOLS	33,259.76	06/25/2018
623248	06/21/2018	W/W	MEDINA COUNTY PORT AUTHORITY	853.00	
623249	06/21/2018	W/R	MEDINA GLASS COMPANY	269.47	06/26/2018
623250	06/21/2018	W/R	MEDINA TRACTOR SALES	45.36	06/26/2018
623251	06/21/2018	W/R	MICHAEL HARTSHORN	28.50	06/21/2018
623252	06/21/2018	W/R	MICHELLE LOBUGLIO	105.22	06/21/2018
623253	06/21/2018	W/R	MICHELLE MEULER	73.96	06/21/2018
623254	06/21/2018	W/R	MICHIGAN COMPANY INC	2,448.96	06/25/2018
623255	06/21/2018	W/R	MINUTEMAN PRESS	135.00	06/27/2018
623256	06/21/2018	W/R	MITCHELL CHARVAT	29.16	06/21/2018
623257	06/21/2018	W/R	MT BUSINESS TECHNOLOGIES, INC.	866.10	06/25/2018
623258	06/21/2018	W/R	MUSIC IS ELEMENTARY	761.18	06/26/2018
623259	06/21/2018	W/R	MUSICIANS REPAIR SERVICE INC	139.20	06/29/2018
623260	06/21/2018	W/R	NAEIR	536.00	06/29/2018
623261	06/21/2018	W/R	NEOLA INC.	1,225.00	06/29/2018
623262	06/21/2018	W/R	THE M CONLEY COMPANY	6,871.62	06/25/2018
623263	06/21/2018	W/R	NICHOLAS CERIMELE	21.58	06/21/2018
623264	06/21/2018	W/R	NICKLES BAKERY	1,016.43	06/26/2018
623265	06/21/2018	W/R	NORDEC, INC.	200.00	06/26/2018
623266	06/21/2018	W/R	NORTH GATEWAY TIRE CO INC	29.95	06/26/2018
623267	06/21/2018	W/R	O.P. AQUATICS	750.94	06/25/2018
623268	06/21/2018	W/R	OHIO EDISON COMPANY	65,151.32	06/25/2018
623269	06/21/2018	W/R	OPERATOR TRAINING	700.00	06/25/2018



Date: 7/12/2018

C H E C K   R E G I S T E R  
Processing Month: June 2018  
MEDINA CITY SCHOOL DISTRICT

Page: 8  
(CHKREG)

Check#	Check Date	Org Sta	Vendor Paid	Check Amount	Status Date
623270	06/21/2018	W/R	OTC BRANDS INC	459.69	06/25/2018
623271	06/21/2018	W/R	DARICE INC/PAT CATAN'S	575.57	06/27/2018
623272	06/21/2018	W/W	PATRICIA SALVATORE	90.00	
623273	06/21/2018	W/R	PEARSON ASSESSMENTS	458.78	06/25/2018
623274	06/21/2018	W/W	CAFETERIA-PEPSI COLA ORDERS	446.41	
623275	06/21/2018	W/R	PITSCO INC	827.78	06/29/2018
623276	06/21/2018	W/R	POINT SPRING & DRIVESHAFT CO	3,114.46	06/29/2018
623277	06/21/2018	W/R	POSITIVE PROMOTIONS, INC	23.85	06/29/2018
623278	06/21/2018	W/R	PRO-ED, INC.	46.20	06/25/2018
623279	06/21/2018	W/W	QUILL CORPORATION	596.04	
623280	06/21/2018	W/R	RAFCOMM, INC.	4,659.50	06/25/2018
623281	06/21/2018	W/W	RAYHAVEN GROUP INC	50.00	
623282	06/21/2018	W/R	REALLY GOOD STUFF LLC	84.85	06/27/2018
623283	06/21/2018	W/R	REINHARDT SUPPLY COMPANY	8,686.48	06/29/2018
623284	06/21/2018	W/W	RENTEQUIP, INC.	180.20	
623285	06/21/2018	W/R	RJ VERNAK REFRIGERATION	990.00	06/27/2018
623286	06/21/2018	W/R	ROJEN COMPANY	478.47	06/26/2018
623287	06/21/2018	W/R	ROOT BUILDERS CLUB	140.00	06/25/2018
623288	06/21/2018	W/R	RYDIN	1,212.33	06/27/2018
623289	06/21/2018	W/R	SANSON COMPANY	2,845.75	06/26/2018
623290	06/21/2018	W/R	SCHOLASTIC BOOK CLUBS, INC	4,853.00	06/25/2018
623291	06/21/2018	W/R	SCHOLASTIC INC	774.57	06/25/2018
623292	06/21/2018	W/R	SCHOLASTIC INC.	47,560.05	06/25/2018
623293	06/21/2018	W/R	SCHOLASTIC MAGAZINES	60.83	06/25/2018
623294	06/21/2018	W/R	SCHOOL SPECIALTY, INC	4,277.32	06/25/2018
623295	06/21/2018	W/R	SCRUBBER CITY INC	597.02	06/25/2018
623296	06/21/2018	W/R	SHAYNA SAMOSKY	44.80	06/21/2018
623297	06/21/2018	W/R	SHEARER EQUIPMENT	976.23	06/29/2018
623298	06/21/2018	W/R	SHERWIN WILLIAMS COMPANY	704.70	06/26/2018
623299	06/21/2018	W/R	SHERYL ALLEN	2.83	06/21/2018
623300	06/21/2018	W/R	SHIFFLER EQUIPMENT SALES INC	45.28	06/25/2018
623301	06/21/2018	W/R	SMETZER'S TIRE CENTER, INC.	65.50	06/25/2018
623302	06/21/2018	W/R	SMITH BROTHERS INC.	288.00	06/29/2018
623303	06/21/2018	W/R	SMITH PETERS KALAIL CO., LPA	3,038.20	06/25/2018
623304	06/21/2018	W/R	SPHERO INC	1,255.10	06/27/2018
623305	06/21/2018	W/R	STANDARD WELDING & STEEL	113.29	06/26/2018
623306	06/21/2018	W/V	STANTON'S SHEET MUSIC INC	199.53	06/21/2018
623307	06/21/2018	W/R	STAPLES BUSINESS ADVANTAGE	344.86	06/25/2018
623308	06/21/2018	W/W	SUPERIOR PETROLEUM EQUIPMENT	381.75	
623309	06/21/2018	W/R	TALBERT'S COMMERCIAL PRODUCTS	407.91	06/26/2018
623310	06/21/2018	W/R	TEACHERS PAY TEACHERS	74.99	06/27/2018
623311	06/21/2018	W/R	TECHNOLOGY ENGINEERING	320,032.00	06/21/2018
623312	06/21/2018	W/W	TOTAL EDUCATION SOLUTIONS INC	7,800.00	
623313	06/21/2018	W/R	TRACI SWANTEK	24.91	06/21/2018
623314	06/21/2018	W/R	TRACY BROWN	400.00	06/25/2018
623315	06/21/2018	W/R	OHIO DEPARTMENT OF COMMERCE	753.75	06/27/2018
623316	06/21/2018	W/R	TRI-C PUBLICATIONS, INC.	684.00	06/25/2018
623317	06/21/2018	W/W	TRIPLETT PORTABLE WELDING	375.00	
623318	06/21/2018	W/R	ULINE INC	206.70	06/29/2018
623319	06/21/2018	W/R	UNIVERSAL CREATIVE CONCEPTS	169.17	06/25/2018
623320	06/21/2018	W/R	USA CUSTOM APPAREL LLC	2,017.00	06/27/2018
623321	06/21/2018	W/R	UV TRUCK SALES	2,000.00	06/27/2018

Date: 7/12/2018

C H E C K   R E G I S T E R  
Processing Month: June 2018  
MEDINA CITY SCHOOL DISTRICT

Page: 9  
(CHKREG)

Check#	Check Date	Org Sta	Vendor Paid	Check Amount	Status Date
623322	06/21/2018	W/R	VALERIE R KRYC	125.00	06/25/2018
623323	06/21/2018	W/W	VEND-RICKS INC.	180.00	
623324	06/21/2018	W/R	W W WILLIAMS COMPANY LLC	1,872.00	06/25/2018
623325	06/21/2018	W/R	W.B. MASON CO., INC.	494.28	06/26/2018
623326	06/21/2018	W/R	WARD'S SCIENCE	103.16	06/25/2018
623327	06/21/2018	W/R	WENGER CORPORATION	832.00	06/26/2018
623328	06/21/2018	W/R	WEST MUSIC COMPANY INC	501.24	06/26/2018
623329	06/21/2018	W/R	WOLFF BROS. SUPPLY, INC.	4,432.56	06/26/2018
623330	06/21/2018	B/R	JANET DULUC	150.00	06/26/2018
623331	06/21/2018	B/R	LISA DREADEN	10.00	06/26/2018
623332	06/21/2018	B/B	LEISHA ZIMMERMAN	3.00	
623333	06/21/2018	B/B	LESLEY TOTH	7.00	
623334	06/21/2018	W/R	STANTON'S SHEET MUSIC INC	52.28	06/25/2018
623335	06/21/2018	W/R	WOODWIND AND BRASSWIND INC	147.25	06/27/2018
623336	06/05/2018	W/R	CITY OF MEDINA	1,829.29	06/25/2018
623337	06/25/2018	W/R	KIMBERLY HAYAS YEDLICK	41.39	06/25/2018
623338	06/13/2018	W/V	NAVIANCE INC	709.20	06/30/2018
942383	06/08/2018	C/C	MEMO -MEDINA CITY SCHOOLS	1,850,740.64	
942384	06/22/2018	C/C	MEMO -MEDINA CITY SCHOOLS	1,960,570.32	
942385	06/21/2018	C/C	MEMO -MEDINA CITY SCHOOLS	262.50	
Total Checks Issued				\$ 11,131,412.20	



Date: 07/11/18  
Time: 4:04 pm

MEDINA CITY SCHOOL DISTRICT  
Appropriation Account Summary  
SORTED BY FUND-SCC

Page: 1  
(APPSUM)

FYTD Appropriated	Prior FY Carryover Encumbrances	FYTD Expendable	FYTD Actual Expenditures	MTD Actual Expenditures	Current Encumbrances	FYTD Unencumbered Balance	FYTD Percent Exp/Enc
*****TOTAL FOR FUND-SCC 001 0000 (GENERAL FUND):							
72,328,640.02	967,514.77	73,296,154.79	72,546,961.88	6,540,651.92	723,414.76	25,778.15	99.96
=====							
*****TOTAL FOR FUND-SCC 002 0000 (BOND RETIREMENT):							
1,414,750.00	0.00	1,414,750.00	1,409,710.02	33,750.00	0.00	5,039.98	99.64
=====							
*****TOTAL FOR FUND-SCC 002 9000 (BOND RETIREMENT - NEW ELEM/SR HIGH):							
4,293,911.50	0.00	4,293,911.50	4,277,809.89	749,393.25	0.00	16,101.61	99.63
=====							
*****TOTAL FOR FUND-SCC 002 9012 (LOCAL SALES TAX RETIREMENT OF COPS):							
1,743,512.50	0.00	1,743,512.50	1,738,512.50	476,843.75	0.00	5,000.00	99.71
=====							
*****TOTAL FOR FUND-SCC 002 9014 (CONSOLIDATION - ENERGY & TRANSP NOTES):							
337,987.54	0.00	337,987.54	337,987.54	0.00	0.00	0.00	100.00
=====							
*****TOTAL FOR FUND-SCC 003 9001 (MEDINA CITY REC CENTER-PERMANENT IMPROV.):							
166,546.25	8,435.50	174,981.75	116,320.95	200.00	13,957.50	44,703.30	74.45
=====							
*****TOTAL FOR FUND-SCC 006 0000 (LUNCHROOM FUND):							
2,383,515.37	3,240.91	2,386,756.28	2,367,417.17	312,624.05	16,398.18	2,940.93	99.88
=====							
*****TOTAL FOR FUND-SCC 007 9004 (COLLINS SCHOLARSHIP/POST-GRADUATE):							
16,000.00	0.00	16,000.00	16,000.00	0.00	0.00	0.00	100.00
=====							
*****TOTAL FOR FUND-SCC 007 9111 (CHARLES STANGEL SCHOLARSHIP FUND):							
500.00	0.00	500.00	500.00	0.00	0.00	0.00	100.00
=====							
*****TOTAL FOR FUND-SCC 007 9333 (RIOS STUDENT LEADER SCHOLAR.):							
5,000.00	0.00	5,000.00	3,750.00	0.00	0.00	1,250.00	75.00
=====							

Date: 07/11/18  
Time: 4:04 pm

MEDINA CITY SCHOOL DISTRICT  
Appropriation Account Summary  
SORTED BY FUND-SCC

Page: 2  
(APPSUM)

FYTD Appropriated	Prior FY Carryover Encumbrances	FYTD Expendable	FYTD Actual Expenditures	MTD Actual Expenditures	Current Encumbrances	FYTD Unencumbered Balance	FYTD Percent Exp/Enc
*****TOTAL FOR FUND-SCC 008 9002 (KANEHL MUSIC TRUST):							
250.00	0.00	250.00	250.00	0.00	0.00	0.00	100.00
=====							
*****TOTAL FOR FUND-SCC 008 9003 (RICHARD HOFFMAN COLLINS MEMORIAL SCHOLARSHIP ):							
38,800.00	0.00	38,800.00	38,800.00	0.00	0.00	0.00	100.00
=====							
*****TOTAL FOR FUND-SCC 008 9112 (ELAINE BUSHMAN FUND):							
400.00	0.00	400.00	400.00	0.00	0.00	0.00	100.00
=====							
*****TOTAL FOR FUND-SCC 009 9000 (STAR):							
29,986.75	0.00	29,986.75	24,859.49	0.00	0.00	5,127.26	82.90
=====							
*****TOTAL FOR FUND-SCC 009 9110 (UNIFORM SUPPLIES GARFIELD):							
9,678.00	0.00	9,678.00	7,648.85	624.87	0.00	2,029.15	79.03
=====							
*****TOTAL FOR FUND-SCC 009 9120 (UNIFORM SUPPLIES - CANAVAN):							
12,225.73	174.52	12,400.25	12,400.25	245.47	0.00	0.00	100.00
=====							
*****TOTAL FOR FUND-SCC 009 9130 (UNIFORM SUPPLIES - FENN):							
15,548.11	0.00	15,548.11	15,356.86	0.00	0.00	191.25	98.77
=====							
*****TOTAL FOR FUND-SCC 009 9140 (UNIFORM SUPPLIES - HERITAGE):							
11,584.50	0.00	11,584.50	11,068.91	432.95	155.74	359.85	96.89
=====							
*****TOTAL FOR FUND-SCC 009 9160 (UNIFORM SUPPLIES - BLAKE):							
14,781.00	0.00	14,781.00	14,552.97	533.78	75.40	152.63	98.97
=====							
*****TOTAL FOR FUND-SCC 009 9170 (UNIFORM SUPPLIES - RALPH WAITE ELEMENTARY):							
16,421.11	468.23	16,889.34	16,137.39	0.00	732.71	19.24	99.89
=====							

Date: 07/11/18  
Time: 4:04 pm

MEDINA CITY SCHOOL DISTRICT  
Appropriation Account Summary  
SORTED BY FUND-SCC

Page: 3  
(APPSUM)

FYTD Appropriated	Prior FY Carryover Encumbrances	FYTD Expendable	FYTD Actual Expenditures	MTD Actual Expenditures	Current Encumbrances	FYTD Unencumbered Balance	FYTD Percent Exp/Enc
*****TOTAL FOR FUND-SCC 009 9180 (UNIFORM SUPPLIES - ELIZA NORTHROP ELEMENTARY ):							
14,907.00	0.00	14,907.00	13,779.92	0.00	0.00	1,127.08	92.44
=====							
*****TOTAL FOR FUND-SCC 009 9200 (UNIFORM SUPPLIES - CLAGGETT MIDDLE SCHOOL):							
51,557.00	0.00	51,557.00	30,377.65	422.41	37.82	21,141.53	58.99
=====							
*****TOTAL FOR FUND-SCC 009 9210 (UNIFORM SUPPLIES - A.I. ROOT MIDDLE SCHOOL):							
35,412.53	588.47	36,001.00	28,314.46	28.23	56.86	7,629.68	78.81
=====							
*****TOTAL FOR FUND-SCC 009 9300 (UNIFORM SUPPLIES - SENIOR HIGH SCHOOL):							
217,145.53	3,169.47	220,315.00	162,370.66	55,662.98	2,195.68	55,748.66	74.70
=====							
*****TOTAL FOR FUND-SCC 014 9016 (MEDINA CNTY JUV DET CNTR):							
288,625.00	0.00	288,625.00	277,431.17	21,266.04	0.00	11,193.83	96.12
=====							
*****TOTAL FOR FUND-SCC 014 9116 (EVOLVE FY 16):							
649,955.84	10,774.19	660,730.03	627,900.38	40,776.49	7,179.89	25,649.76	96.12
=====							
*****TOTAL FOR FUND-SCC 016 0000 (EMERGENCY LEVY):							
3,383,125.00	0.00	3,383,125.00	3,367,177.27	257,104.40	12,737.28	3,210.45	99.91
=====							
*****TOTAL FOR FUND-SCC 018 9110 (PRINCIPAL'S FUND - GARFIELD):							
10,674.04	75.96	10,750.00	5,609.52	149.92	75.00	5,065.48	52.88
=====							
*****TOTAL FOR FUND-SCC 018 9111 (GARFIELD SCHOOL STORE):							
1,066.80	0.00	1,066.80	1,016.81	49.99-	0.00	49.99	95.31
=====							
*****TOTAL FOR FUND-SCC 018 9113 (GARFIELD MEDIA CENTER):							
5,700.00	0.00	5,700.00	914.97	0.00	0.00	4,785.03	16.05
=====							

Date: 07/11/18  
Time: 4:04 pm

MEDINA CITY SCHOOL DISTRICT  
Appropriation Account Summary  
SORTED BY FUND-SCC

Page: 4  
(APPSUM)

FYTD Appropriated	Prior FY Carryover Encumbrances	FYTD Expendable	FYTD Actual Expenditures	MTD Actual Expenditures	Current Encumbrances	FYTD Unencumbered Balance	FYTD Percent Exp/Enc
*****TOTAL FOR FUND-SCC 018 9120 (PRINCIPAL - CANAVAN):							
9,270.00	3,765.23	13,035.23	9,885.65	2,334.97	1,764.50	1,385.08	89.37
=====							
*****TOTAL FOR FUND-SCC 018 9123 (BOOK FAIR - CANAVAN):							
11,000.00	144.54	11,144.54	8,042.41	0.00	0.00	3,102.13	72.16
=====							
*****TOTAL FOR FUND-SCC 018 9130 (PRINCIPAL - FENN):							
30,650.00	0.00	30,650.00	19,349.71	166.39	663.94	10,636.35	65.30
=====							
*****TOTAL FOR FUND-SCC 018 9132 (FENN SCHOOL STORE):							
750.00	0.00	750.00	5.00	0.00	0.00	745.00	0.67
=====							
*****TOTAL FOR FUND-SCC 018 9135 (MEDINA SKI TEAM - DISTRICTWIDE):							
6,000.00	0.00	6,000.00	5,634.15	0.00	0.00	365.85	93.90
=====							
*****TOTAL FOR FUND-SCC 018 9140 (PRINCIPAL'S FUND - HERITAGE):							
23,700.00	0.00	23,700.00	11,264.05	447.31	619.30	11,816.65	50.14
=====							
*****TOTAL FOR FUND-SCC 018 9143 (HERITAGE MEDIA CENTER):							
14,000.00	0.00	14,000.00	13,994.85	0.00	0.00	5.15	99.96
=====							
*****TOTAL FOR FUND-SCC 018 9160 (PRINCIPAL'S FUND - H G BLAKE):							
21,400.00	137.25	21,537.25	9,692.37	709.04	383.83	11,461.05	46.78
=====							
*****TOTAL FOR FUND-SCC 018 9161 (LEADER IN ME - BLAKE):							
7,300.00	0.00	7,300.00	0.00	0.00	0.00	7,300.00	0.00
=====							
*****TOTAL FOR FUND-SCC 018 9162 (BLAKE RUNNING CLUB):							
200.00	0.00	200.00	0.00	0.00	0.00	200.00	0.00
=====							

Date: 07/11/18  
Time: 4:04 pm

MEDINA CITY SCHOOL DISTRICT  
Appropriation Account Summary  
SORTED BY FUND-SCC

Page: 5  
(APPSUM)

FYTD Appropriated	Prior FY Carryover Encumbrances	FYTD Expendable	FYTD Actual Expenditures	MTD Actual Expenditures	Current Encumbrances	FYTD Unencumbered Balance	FYTD Percent Exp/Enc
*****TOTAL FOR FUND-SCC 018 9163 (BLAKE MEDIA CENTER):							
7,500.00	0.00	7,500.00	7,491.40	1,669.75	0.00	8.60	99.89
=====							
*****TOTAL FOR FUND-SCC 018 9170 (PRINCIPALS FUND - RALPH WAITE ELEMENTARY):							
16,800.00	2,437.37	19,237.37	16,704.29	888.44	1,033.32	1,499.76	92.20
=====							
*****TOTAL FOR FUND-SCC 018 9173 (MEDIA CENTER RALPH WAITE ELEMENTARY):							
11,000.00	0.00	11,000.00	8,602.02	0.00	2,377.13	20.85	99.81
=====							
*****TOTAL FOR FUND-SCC 018 9180 (PRINCIPALS FUND ELIZA NORTHROP ELEMENTARY):							
19,834.77	265.23	20,100.00	5,966.83	435.77	641.82	13,491.35	32.88
=====							
*****TOTAL FOR FUND-SCC 018 9181 (NORTHROP ELEMENTARY SCHOOL STORE):							
1,000.00	0.00	1,000.00	125.00	0.00	0.00	875.00	12.50
=====							
*****TOTAL FOR FUND-SCC 018 9183 (MEDIA CENTER ELIZA NORTHROP ELEMENTARY):							
8,300.00	0.00	8,300.00	4,920.27	0.00	3,000.00	379.73	95.42
=====							
*****TOTAL FOR FUND-SCC 018 9200 (PRINCIPAL'S FUND - CLAGGETT M.S.):							
27,590.44	109.56	27,700.00	21,632.22	1,213.04	1,491.33	4,576.45	83.48
=====							
*****TOTAL FOR FUND-SCC 018 9203 (CLAGGETT M.S. MEDIA CENTER):							
4,972.81	227.19	5,200.00	3,183.50	0.00	0.00	2,016.50	61.22
=====							
*****TOTAL FOR FUND-SCC 018 9210 (PRINCIPAL'S FUND - ROOT M.S.):							
36,885.86	6,268.91	43,154.77	14,223.25	3,801.21	4,512.67	24,418.85	43.42
=====							
*****TOTAL FOR FUND-SCC 018 9211 (ROOT M.S. MEDIA CENTER):							
7,234.81	215.19	7,450.00	3,216.61	50.00-	0.00	4,233.39	43.18
=====							

Date: 07/11/18  
Time: 4:04 pm

MEDINA CITY SCHOOL DISTRICT  
Appropriation Account Summary  
SORTED BY FUND-SCC

Page: 6  
(APPSUM)

FYTD Appropriated	Prior FY Carryover Encumbrances	FYTD Expendable	FYTD Actual Expenditures	MTD Actual Expenditures	Current Encumbrances	FYTD Unencumbered Balance	FYTD Percent Exp/Enc
*****TOTAL FOR FUND-SCC 018 9213 (SPECIAL FUNDRAISER - ROOT M.S.):							
12,631.94	0.00	12,631.94	12,631.94	0.00	0.00	0.00	100.00
=====							
*****TOTAL FOR FUND-SCC 018 9300 (PRINCIPAL'S FUND - SENIOR HIGH):							
63,133.08	11,126.78	74,259.86	28,818.45	2,109.03	7,619.86	37,821.55	49.07
=====							
*****TOTAL FOR FUND-SCC 018 9301 (MEDIA CENTER FUND):							
1,407.00	0.00	1,407.00	171.85	50.00-	0.00	1,235.15	12.21
=====							
*****TOTAL FOR FUND-SCC 018 9303 (PERFORMING ARTS):							
81,650.00	19,484.38	101,134.38	47,089.10	10,992.71	24,503.78	29,541.50	70.79
=====							
*****TOTAL FOR FUND-SCC 018 9304 (BUZZ):							
13,850.00	0.00	13,850.00	7,275.08	360.03	4,899.23	1,675.69	87.90
=====							
*****TOTAL FOR FUND-SCC 018 9901 (PUBLIC SCHOOL SUPPORT - INSTRUCTION DEPT.):							
6,553.00	2,600.00	9,153.00	1,786.01	961.06	2,580.94	4,786.05	47.71
=====							
*****TOTAL FOR FUND-SCC 018 9905 (PUBLIC SCHOOL SUPPORT/STUDENT SERVICES):							
9,369.46	0.00	9,369.46	9,369.46	2,313.59	0.00	0.00	100.00
=====							
*****TOTAL FOR FUND-SCC 018 9906 (COMMUNICATIONS - PUBLIC SCHOOL SUPPORT):							
6,634.00	0.00	6,634.00	5,216.92	289.85	29.79	1,387.29	79.09
=====							
*****TOTAL FOR FUND-SCC 018 9920 (TRSP FUND):							
500.00	0.00	500.00	184.93	0.00	0.00	315.07	36.99
=====							
*****TOTAL FOR FUND-SCC 019 9000 (ADAMH GRANT):							
6,000.00	642.00	6,642.00	5,662.00	342.00	0.00	980.00	85.25
=====							



Date: 07/11/18  
Time: 4:04 pm

MEDINA CITY SCHOOL DISTRICT  
Appropriation Account Summary  
SORTED BY FUND-SCC

Page: 7  
(APPSUM)

FYTD Appropriated	Prior FY Carryover Encumbrances	FYTD Expendable	FYTD Actual Expenditures	MTD Actual Expenditures	Current Encumbrances	FYTD Unencumbered Balance	FYTD Percent Exp/Enc
*****TOTAL FOR FUND-SCC 019 9008 (MCDAC GRANT FY18):							
82,368.00	0.00	82,368.00	82,368.00	47,874.24-	0.00	0.00	100.00
=====							
*****TOTAL FOR FUND-SCC 019 9300 (MARTHA HOLDEN JENNINGS - MHS - ZAVESKY):							
3,000.00	0.00	3,000.00	3,000.00	0.00	0.00	0.00	100.00
=====							
*****TOTAL FOR FUND-SCC 019 9613 (FUEL UP - CONDOSTA - ROOT - FY13):							
492.05	0.00	492.05	492.05	492.05	0.00	0.00	100.00
=====							
*****TOTAL FOR FUND-SCC 020 9001 (TRANSPORTATION ENTERPRISE):							
32,874.62	2,125.38	35,000.00	5,372.99	397.36	1,931.26	27,695.75	20.87
=====							
*****TOTAL FOR FUND-SCC 022 9000 (Unclaimed funds):							
0.00	7,740.96	7,740.96	331.25	0.00	0.00	7,409.71	4.28
=====							
*****TOTAL FOR FUND-SCC 022 9300 (OH HIGH SCHOOL ATH ASSOC FUND):							
60,000.00	0.00	60,000.00	36,576.64	2,920.83	0.00	23,423.36	60.96
=====							
*****TOTAL FOR FUND-SCC 024 9001 (MEDICAL AND DRUG/SELF INSURANCE FUNDS):							
8,637,274.73	38,142.99	8,675,417.72	7,991,457.51	786,997.17	0.00	683,960.21	92.12
=====							
*****TOTAL FOR FUND-SCC 024 9002 (DENTAL SELF INSURANCE FUNDS):							
675,000.00	0.00	675,000.00	668,842.79	55,841.69	0.00	6,157.21	99.09
=====							
*****TOTAL FOR FUND-SCC 024 9094 (FLEX PRO):							
222,778.72	748.50	223,527.22	181,695.68	13,051.88	362.60	41,468.94	81.45
=====							
*****TOTAL FOR FUND-SCC 027 0000 (WORKMANS COMP.-SELF INS):							
190,000.00	1,000.00	191,000.00	190,035.23	0.00	0.00	964.77	99.49
=====							

Date: 07/11/18  
Time: 4:04 pm

MEDINA CITY SCHOOL DISTRICT  
Appropriation Account Summary  
SORTED BY FUND-SCC

Page: 8  
(APPSUM)

FYTD Appropriated	Prior FY Carryover Encumbrances	FYTD Expendable	FYTD Actual Expenditures	MTD Actual Expenditures	Current Encumbrances	FYTD Unencumbered Balance	FYTD Percent Exp/Enc
*****TOTAL FOR FUND-SCC 071 9013 (LOCAL SALES TAX PERMANENT IMPROVEMENTS):							
3,669,849.48	573,663.02	4,243,512.50	2,924,311.01	407,537.86	154,962.28	1,164,239.21	72.56
=====							
*****TOTAL FOR FUND-SCC 200 9110 (GARFIELD STUDENT COUNCIL/K-KIDS CLUB):							
1,200.00	0.00	1,200.00	617.19	68.37	0.00	582.81	51.43
=====							
*****TOTAL FOR FUND-SCC 200 9111 (GARFIELD CHESS CLUB):							
200.00	0.00	200.00	0.00	0.00	0.00	200.00	0.00
=====							
*****TOTAL FOR FUND-SCC 200 9121 (ELLA CANAVAN STUDENT COUNCIL):							
240.00	245.28	485.28	411.97	0.00	0.00	73.31	84.89
=====							
*****TOTAL FOR FUND-SCC 200 9185 (K-KIDS KIWANIS ACTIVITY CLUB-NORTHROP):							
2,300.00	119.92	2,419.92	887.73	0.00	0.00	1,532.19	36.68
=====							
*****TOTAL FOR FUND-SCC 200 9202 (CLAGGETT MIDDLE SCH. STUDENT COUNCIL):							
6,067.81	0.00	6,067.81	6,067.81	530.45	0.00	0.00	100.00
=====							
*****TOTAL FOR FUND-SCC 200 9205 (CLAGGETT MIDDLE SCH. BUILDERS CLUB):							
250.00	0.00	250.00	92.79	0.00	0.00	157.21	37.12
=====							
*****TOTAL FOR FUND-SCC 200 9209 (CLAGGETT MIDDLE SCHOOL DRAMA CLUB):							
4,076.34	0.00	4,076.34	4,076.34	0.00	0.00	0.00	100.00
=====							
*****TOTAL FOR FUND-SCC 200 9253 (BUILDERS' CLUB - ROOT M.S.):							
500.00	0.00	500.00	0.00	0.00	0.00	500.00	0.00
=====							
*****TOTAL FOR FUND-SCC 200 9254 (HONORS ACADEMY - ROOT):							
1,500.00	0.00	1,500.00	1,447.67	246.73	37.33	15.00	99.00
=====							

Date: 07/11/18  
Time: 4:04 pm

MEDINA CITY SCHOOL DISTRICT  
Appropriation Account Summary  
SORTED BY FUND-SCC

Page: 9  
(APPSUM)

FYTD Appropriated	Prior FY Carryover Encumbrances	FYTD Expendable	FYTD Actual Expenditures	MTD Actual Expenditures	Current Encumbrances	FYTD Unencumbered Balance	FYTD Percent Exp/Enc
*****TOTAL FOR FUND-SCC 200 9256 (DRAMA CLUB - ROOT M.S.):							
6,923.00	0.00	6,923.00	1,186.50	0.00	0.00	5,736.50	17.14
=====							
*****TOTAL FOR FUND-SCC 200 9257 (ENVIRONMENTAL CLUB - ROOT M.S.):							
195.19	0.00	195.19	195.19	0.00	0.00	0.00	100.00
=====							
*****TOTAL FOR FUND-SCC 200 9258 (STUDENT COUNCIL - ROOT M.S.):							
2,800.00	0.00	2,800.00	2,477.90	575.27	103.88	218.22	92.21
=====							
*****TOTAL FOR FUND-SCC 200 9301 (YOUNG AMERICANS FOR FREEDOM):							
6,200.00	0.00	6,200.00	3,100.00	0.00	0.00	3,100.00	50.00
=====							
*****TOTAL FOR FUND-SCC 200 9302 (ART CLUB):							
900.00	0.00	900.00	28.00	0.00	0.00	872.00	3.11
=====							
*****TOTAL FOR FUND-SCC 200 9303 (INTERNATIONAL CULTURAL EXPLORATION):							
360.00	0.00	360.00	161.84	0.00	0.00	198.16	44.96
=====							
*****TOTAL FOR FUND-SCC 200 9304 (CAREER ASSOCIATION):							
243.08	0.00	243.08	243.08	0.00	0.00	0.00	100.00
=====							
*****TOTAL FOR FUND-SCC 200 9305 (CHEMCLUB):							
300.00	0.00	300.00	167.39	0.00	0.00	132.61	55.80
=====							
*****TOTAL FOR FUND-SCC 200 9306 (OPERATION SMILE):							
650.00	0.00	650.00	119.92	0.00	0.00	530.08	18.45
=====							
*****TOTAL FOR FUND-SCC 200 9307 (CHOIR):							
33,000.00	9,508.88	42,508.88	17,202.31	135.00	23,306.57	2,000.00	95.30
=====							

Date: 07/11/18  
Time: 4:04 pm

MEDINA CITY SCHOOL DISTRICT  
Appropriation Account Summary  
SORTED BY FUND-SCC

Page: 10  
(APPSUM)

FYTD Appropriated	Prior FY Carryover Encumbrances	FYTD Expendable	FYTD Actual Expenditures	MTD Actual Expenditures	Current Encumbrances	FYTD Unencumbered Balance	FYTD Percent Exp/Enc
*****TOTAL FOR FUND-SCC 200 9308 (COMPUTER CLUB):							
71.86	0.00	71.86	71.86	0.00	0.00	0.00	100.00
=====							
*****TOTAL FOR FUND-SCC 200 9309 (IMPROV CLUB):							
4,300.00	0.00	4,300.00	0.00	0.00	0.00	4,300.00	0.00
=====							
*****TOTAL FOR FUND-SCC 200 9311 (CHESS CLUB):							
700.00	0.00	700.00	0.00	0.00	0.00	700.00	0.00
=====							
*****TOTAL FOR FUND-SCC 200 9312 (DRAMA CLUB):							
21,500.00	26,285.26	47,785.26	17,892.99	491.69	898.89	28,993.38	39.33
=====							
*****TOTAL FOR FUND-SCC 200 9315 (FELLOWSHIP OF CHRISTIAN ATHLETES):							
500.00	0.00	500.00	269.70	107.88	0.00	230.30	53.94
=====							
*****TOTAL FOR FUND-SCC 200 9316 (FRENCH CLUB):							
8.71	0.00	8.71	8.71	0.00	0.00	0.00	100.00
=====							
*****TOTAL FOR FUND-SCC 200 9318 (GIRLS LEADERSHIP CLUB):							
900.00	0.00	900.00	898.17	0.00	0.00	1.83	99.80
=====							
*****TOTAL FOR FUND-SCC 200 9321 (KEY CLUB):							
10,000.00	0.00	10,000.00	4,503.81	95.88	5,496.19	0.00	100.00
=====							
*****TOTAL FOR FUND-SCC 200 9323 (MEDINAMITE):							
3,000.00	0.00	3,000.00	1,038.48	287.00	0.00	1,961.52	34.62
=====							
*****TOTAL FOR FUND-SCC 200 9324 (MEDINIAN):							
10,000.00	0.00	10,000.00	7,891.72	0.00	2,108.28	0.00	100.00
=====							

Date: 07/11/18  
Time: 4:04 pm

MEDINA CITY SCHOOL DISTRICT  
Appropriation Account Summary  
SORTED BY FUND-SCC

Page: 11  
(APPSUM)

FYTD Appropriated	Prior FY Carryover Encumbrances	FYTD Expendable	FYTD Actual Expenditures	MTD Actual Expenditures	Current Encumbrances	FYTD Unencumbered Balance	FYTD Percent Exp/Enc
*****TOTAL FOR FUND-SCC 200 9325 (MHS BAND):							
22,696.97	0.00	22,696.97	22,088.24	3,892.66	0.00	608.73	97.32
=====							
*****TOTAL FOR FUND-SCC 200 9326 (NATIONAL HONOR SOCIETY):							
3,500.00	0.00	3,500.00	1,907.13	0.00	0.00	1,592.87	54.49
=====							
*****TOTAL FOR FUND-SCC 200 9327 (ORCHESTRA):							
3,000.00	0.00	3,000.00	512.50	0.00	0.00	2,487.50	17.08
=====							
*****TOTAL FOR FUND-SCC 200 9330 (SCIENCE OLYMPIAD CLUB):							
1,736.98	0.00	1,736.98	334.40	0.00	0.00	1,402.58	19.25
=====							
*****TOTAL FOR FUND-SCC 200 9332 (SPANISH CLUB):							
5,280.00	0.00	5,280.00	3,232.38	0.00	0.00	2,047.62	61.22
=====							
*****TOTAL FOR FUND-SCC 200 9333 (STUDENT COUNCIL):							
43,000.00	1,110.28	44,110.28	40,989.01	3,495.92	3,121.27	0.00	100.00
=====							
*****TOTAL FOR FUND-SCC 200 9334 (WORK STUDY CLUB):							
5,316.20	0.00	5,316.20	5,316.20	0.00	0.00	0.00	100.00
=====							
*****TOTAL FOR FUND-SCC 200 9335 (LATIN CLUB):							
5,000.00	0.00	5,000.00	4,980.32	0.00	0.00	19.68	99.61
=====							
*****TOTAL FOR FUND-SCC 200 9336 (INTERACT ORGANIZATION):							
1,613.23	0.00	1,613.23	1,613.23	0.00	0.00	0.00	100.00
=====							
*****TOTAL FOR FUND-SCC 200 9337 (AMERICAN SIGN LANGUAGE CLUB):							
80.00	0.00	80.00	62.55	0.00	0.00	17.45	78.19
=====							

Date: 07/11/18  
Time: 4:04 pm

MEDINA CITY SCHOOL DISTRICT  
Appropriation Account Summary  
SORTED BY FUND-SCC

Page: 12  
(APPSUM)

FYTD Appropriated	Prior FY Carryover Encumbrances	FYTD Expendable	FYTD Actual Expenditures	MTD Actual Expenditures	Current Encumbrances	FYTD Unencumbered Balance	FYTD Percent Exp/Enc
*****TOTAL FOR FUND-SCC 200 9339 (SPEECH/DEBATE CLUB):							
32,500.00	0.00	32,500.00	25,131.22	1,308.91	2,422.88	4,945.90	84.78
=====							
*****TOTAL FOR FUND-SCC 200 9340 (S. A. D. D.):							
2,000.00	0.00	2,000.00	481.38	0.00	0.00	1,518.62	24.07
=====							
*****TOTAL FOR FUND-SCC 200 9345 (INTERNATIONAL CLUB):							
4,793.96	0.00	4,793.96	4,793.96	0.00	0.00	0.00	100.00
=====							
*****TOTAL FOR FUND-SCC 200 9346 (PENGUIN BOWL/NOSE):							
550.00	0.00	550.00	500.00	0.00	0.00	50.00	90.91
=====							
*****TOTAL FOR FUND-SCC 200 9350 (TECHNOLOGY CLUB):							
3,400.00	0.00	3,400.00	1,854.27	0.00	145.73	1,400.00	58.82
=====							
*****TOTAL FOR FUND-SCC 200 9351 (THE JUNIOR STATESMEN OF AMERICA):							
1,194.43	0.00	1,194.43	1,194.43	0.00	0.00	0.00	100.00
=====							
*****TOTAL FOR FUND-SCC 200 9352 (VIDEO CLUB - SR HI):							
7,000.00	273.25	7,273.25	1,057.25	0.00	0.00	6,216.00	14.54
=====							
*****TOTAL FOR FUND-SCC 200 9353 (CHINESE CLUB):							
350.00	0.00	350.00	97.72	0.00	0.00	252.28	27.92
=====							
*****TOTAL FOR FUND-SCC 200 9355 (GENDER AND SEXUALITY ALLIANCE):							
2,400.00	0.00	2,400.00	1,021.74	12.50	0.00	1,378.26	42.57
=====							
*****TOTAL FOR FUND-SCC 200 9380 (V O F T):							
24,500.00	0.00	24,500.00	8,860.89	132.93	15,639.11	0.00	100.00
=====							



Date: 07/11/18  
Time: 4:04 pm

MEDINA CITY SCHOOL DISTRICT  
Appropriation Account Summary  
SORTED BY FUND-SCC

Page: 13  
(APPSUM)

FYTD Appropriated	Prior FY Carryover Encumbrances	FYTD Expendable	FYTD Actual Expenditures	MTD Actual Expenditures	Current Encumbrances	FYTD Unencumbered Balance	FYTD Percent Exp/Enc
*****TOTAL FOR FUND-SCC 200 9416 (CLASS OF 2016):							
2,446.37	0.00	2,446.37	2,446.37	0.00	0.00	0.00	100.00
=====							
*****TOTAL FOR FUND-SCC 200 9417 (CLASS OF 2017):							
4,359.18	0.00	4,359.18	4,085.62	0.00	0.00	273.56	93.72
=====							
*****TOTAL FOR FUND-SCC 200 9418 (CLASS OF 2018):							
10,500.00	16,423.05	26,923.05	18,804.48	1,402.46	5,817.11	2,301.46	91.45
=====							
*****TOTAL FOR FUND-SCC 200 9419 (CLASS OF 2019):							
47,970.00	0.00	47,970.00	42,826.92	48.48-	4,919.39	223.69	99.53
=====							
*****TOTAL FOR FUND-SCC 200 9420 (CLASS OF 2020):							
3,100.00	0.00	3,100.00	89.83	0.00	0.00	3,010.17	2.90
=====							
*****TOTAL FOR FUND-SCC 200 9421 (CLASS OF 2021):							
1,500.00	0.00	1,500.00	29.85	0.00	0.00	1,470.15	1.99
=====							
*****TOTAL FOR FUND-SCC 300 0000 (ATHLETIC FUND):							
395,793.94	20,906.06	416,700.00	358,715.63	4,421.24	23,132.01	34,852.36	91.64
=====							
*****TOTAL FOR FUND-SCC 300 9110 (GARFIELD FIELD TRIPS):							
10,000.00	0.00	10,000.00	2,617.85	100.35	0.00	7,382.15	26.18
=====							
*****TOTAL FOR FUND-SCC 300 9120 (CANAVAN FIELD TRIP):							
9,478.00	0.00	9,478.00	4,957.82	710.18-	225.00	4,295.18	54.68
=====							
*****TOTAL FOR FUND-SCC 300 9130 (FENN FIELD TRIPS):							
14,500.00	0.00	14,500.00	7,135.14	369.03	0.00	7,364.86	49.21
=====							

Date: 07/11/18  
Time: 4:04 pm

MEDINA CITY SCHOOL DISTRICT  
Appropriation Account Summary  
SORTED BY FUND-SCC

Page: 14  
(APPSUM)

FYTD Appropriated	Prior FY Carryover Encumbrances	FYTD Expendable	FYTD Actual Expenditures	MTD Actual Expenditures	Current Encumbrances	FYTD Unencumbered Balance	FYTD Percent Exp/Enc
*****TOTAL FOR FUND-SCC 300 9140 (HERITAGE FIELD TRIPS):							
6,887.00	0.00	6,887.00	4,849.29	870.71-	0.00	2,037.71	70.41
=====							
*****TOTAL FOR FUND-SCC 300 9160 (BLAKE FIELD TRIPS):							
10,900.00	0.00	10,900.00	8,503.05	510.78-	0.00	2,396.95	78.01
=====							
*****TOTAL FOR FUND-SCC 300 9170 (WAITE FIELD TRIPS):							
15,000.00	0.00	15,000.00	13,570.74	2,113.08	0.00	1,429.26	90.47
=====							
*****TOTAL FOR FUND-SCC 300 9180 (NORTHROP FIELD TRIPS):							
10,769.71	0.00	10,769.71	6,810.92	3,189.07	3,660.00	298.79	97.23
=====							
*****TOTAL FOR FUND-SCC 300 9201 (CLAGGETT MIDDLE SCH. BAND FUND):							
45,500.00	35.00	45,535.00	17,877.45	1,297.07	0.00	27,657.55	39.26
=====							
*****TOTAL FOR FUND-SCC 300 9208 (CLAGGETT - 6TH GRADE TRIPS):							
110,800.00	0.00	110,800.00	97,288.79	0.00	0.00	13,511.21	87.81
=====							
*****TOTAL FOR FUND-SCC 300 9250 (ROOT M.S. BAND FUND):							
19,750.00	48.00	19,798.00	13,880.14	1,884.76	0.00	5,917.86	70.11
=====							
*****TOTAL FOR FUND-SCC 300 9253 (ROOT M.S. BEEHIVE):							
667.91	32.09	700.00	534.01	165.03	134.97	31.02	95.57
=====							
*****TOTAL FOR FUND-SCC 300 9258 (ROOT - DISTRICT SUPERVISED ACTIVITIES):							
133,060.00	0.00	133,060.00	113,868.35	1,756.25	0.00	19,191.65	85.58
=====							
*****TOTAL FOR FUND-SCC 300 9259 (ROOT DANCE TEAM):							
528.00	0.00	528.00	528.00	0.00	0.00	0.00	100.00
=====							

Date: 07/11/18  
Time: 4:04 pm

MEDINA CITY SCHOOL DISTRICT  
Appropriation Account Summary  
SORTED BY FUND-SCC

Page: 15  
(APPSUM)

FYTD Appropriated	Prior FY Carryover Encumbrances	FYTD Expendable	FYTD Actual Expenditures	MTD Actual Expenditures	Current Encumbrances	FYTD Unencumbered Balance	FYTD Percent Exp/Enc
*****TOTAL FOR FUND-SCC 300 9301 (BOWLING CLUB):							
3,200.00	0.00	3,200.00	3,200.00	0.00	0.00	0.00	100.00
=====							
*****TOTAL FOR FUND-SCC 300 9302 (MENS VOLLEYBALL):							
7,940.00	0.00	7,940.00	4,758.67	2,143.00	0.00	3,181.33	59.93
=====							
*****TOTAL FOR FUND-SCC 300 9303 (HUDDLE/SHUDDLE):							
2,627.48	72.52	2,700.00	1,724.09	611.88	0.00	975.91	63.86
=====							
*****TOTAL FOR FUND-SCC 300 9304 (LINK CREW):							
4,860.00	0.00	4,860.00	2,273.23	60.36	0.00	2,586.77	46.77
=====							
*****TOTAL FOR FUND-SCC 300 9305 (MHS DANCE TEAM):							
1,450.54	0.00	1,450.54	1,450.54	0.00	0.00	0.00	100.00
=====							
*****TOTAL FOR FUND-SCC 300 9313 (DRAMA/MUSICAL):							
10,210.00	547.74	10,757.74	10,723.82	0.00	0.00	33.92	99.68
=====							
*****TOTAL FOR FUND-SCC 300 9325 (MHS BAND TRIP):							
682.92	0.00	682.92	682.92	0.00	0.00	0.00	100.00
=====							
*****TOTAL FOR FUND-SCC 300 9334 (BEEHIVE CAFE):							
23,777.05	0.00	23,777.05	16,597.58	85.80	2,938.15	4,241.32	82.16
=====							
*****TOTAL FOR FUND-SCC 300 9380 (V O F T):							
640.58	0.00	640.58	640.58	0.00	0.00	0.00	100.00
=====							
*****TOTAL FOR FUND-SCC 300 9390 (GLOBAL TRIPS):							
2,485.00	0.00	2,485.00	2,485.00	0.00	0.00	0.00	100.00
=====							

Date: 07/11/18  
Time: 4:04 pm

MEDINA CITY SCHOOL DISTRICT  
Appropriation Account Summary  
SORTED BY FUND-SCC

Page: 16  
(APPSUM)

FYTD Appropriated	Prior FY Carryover Encumbrances	FYTD Expendable	FYTD Actual Expenditures	MTD Actual Expenditures	Current Encumbrances	FYTD Unencumbered Balance	FYTD Percent Exp/Enc
*****TOTAL FOR FUND-SCC 401 9016 (AUXILIARY FUNDS/ST FRANCIS):							
7,447.55	0.00	7,447.55	7,447.55	0.00	0.00	0.00	100.00
=====							
*****TOTAL FOR FUND-SCC 401 9017 (AUXILIARY FUNDS/ST FRANCIS):							
14,644.43	41,750.85	56,395.28	56,357.87	0.00	0.00	37.41	99.93
=====							
*****TOTAL FOR FUND-SCC 401 9018 (AUXILIARY FUNDS/ST FRANCIS):							
382,503.17	0.00	382,503.17	312,314.22	70,863.84	296.20	69,892.75	81.73
=====							
*****TOTAL FOR FUND-SCC 401 9026 (AUX FUNDS NURTURY):							
5,654.05	0.00	5,654.05	5,654.05	0.00	0.00	0.00	100.00
=====							
*****TOTAL FOR FUND-SCC 401 9027 (AUX FUNDS NURTURY):							
814.41	554.63	1,369.04	1,296.14	0.00	0.00	72.90	94.68
=====							
*****TOTAL FOR FUND-SCC 401 9028 (AUX FUNDS NURTURY):							
2,731.10	0.00	2,731.10	2,731.10	0.00	0.00	0.00	100.00
=====							
*****TOTAL FOR FUND-SCC 401 9036 (AUX FUNDS MCA):							
2,560.07	0.00	2,560.07	2,560.07	0.00	0.00	0.00	100.00
=====							
*****TOTAL FOR FUND-SCC 401 9037 (AUX FUNDS MCA):							
15.53	34,970.84	34,986.37	34,613.73	60.37-	0.00	372.64	98.93
=====							
*****TOTAL FOR FUND-SCC 401 9038 (AUX FUNDS MCA):							
169,490.79	0.00	169,490.79	145,988.80	11,412.33	22,211.32	1,290.67	99.24
=====							
*****TOTAL FOR FUND-SCC 401 9046 (AUX FUNDS KIDS COUNTRY):							
1,234.24	0.00	1,234.24	1,234.24	0.00	0.00	0.00	100.00
=====							

Date: 07/11/18  
Time: 4:04 pm

MEDINA CITY SCHOOL DISTRICT  
Appropriation Account Summary  
SORTED BY FUND-SCC

Page: 17  
(APPSUM)

FYTD Appropriated	Prior FY Carryover Encumbrances	FYTD Expendable	FYTD Actual Expenditures	MTD Actual Expenditures	Current Encumbrances	FYTD Unencumbered Balance	FYTD Percent Exp/Enc
*****TOTAL FOR FUND-SCC 401 9047 (AUX FUNDS KIDS COUNTRY):							
42.89	6,145.24	6,188.13	6,188.13	167.03-	0.00	0.00	100.00
=====							
*****TOTAL FOR FUND-SCC 401 9048 (AUX FUNDS KIDS COUNTRY):							
11,441.28	0.00	11,441.28	1,830.42	1,830.42	9,060.09	550.77	95.19
=====							
*****TOTAL FOR FUND-SCC 451 9018 (CONNECTIVITY FY18):							
19,800.00	0.00	19,800.00	19,236.00	0.00	0.00	564.00	97.15
=====							
*****TOTAL FOR FUND-SCC 463 9017 (ALT ED):							
219.48	0.00	219.48	219.48	0.00	0.00	0.00	100.00
=====							
*****TOTAL FOR FUND-SCC 499 9018 (STRATEGIES SECONDARY TRANSITION):							
3,129.00	0.00	3,129.00	0.00	0.00	3,129.00	0.00	100.00
=====							
*****TOTAL FOR FUND-SCC 516 9017 (TITLE VI-B):							
212,872.15	5,033.91	217,906.06	217,906.06	0.00	0.00	0.00	100.00
=====							
*****TOTAL FOR FUND-SCC 516 9018 (TITLE VI-B):							
1,475,777.75	0.00	1,475,777.75	1,240,087.30	111,070.39	12,995.75	222,694.70	84.91
=====							
*****TOTAL FOR FUND-SCC 551 9118 (TITLE III LEP):							
10,743.48	0.00	10,743.48	10,743.48	0.00	0.00	0.00	100.00
=====							
*****TOTAL FOR FUND-SCC 572 9017 (TITLE I):							
111,270.90	43,068.24	154,339.14	154,339.14	0.00	0.00	0.00	100.00
=====							
*****TOTAL FOR FUND-SCC 572 9018 (TITLE I):							
554,638.46	0.00	554,638.46	373,177.32	32,375.79	24,632.47	156,828.67	71.72
=====							

Date: 07/11/18  
Time: 4:04 pm

MEDINA CITY SCHOOL DISTRICT  
Appropriation Account Summary  
SORTED BY FUND-SCC

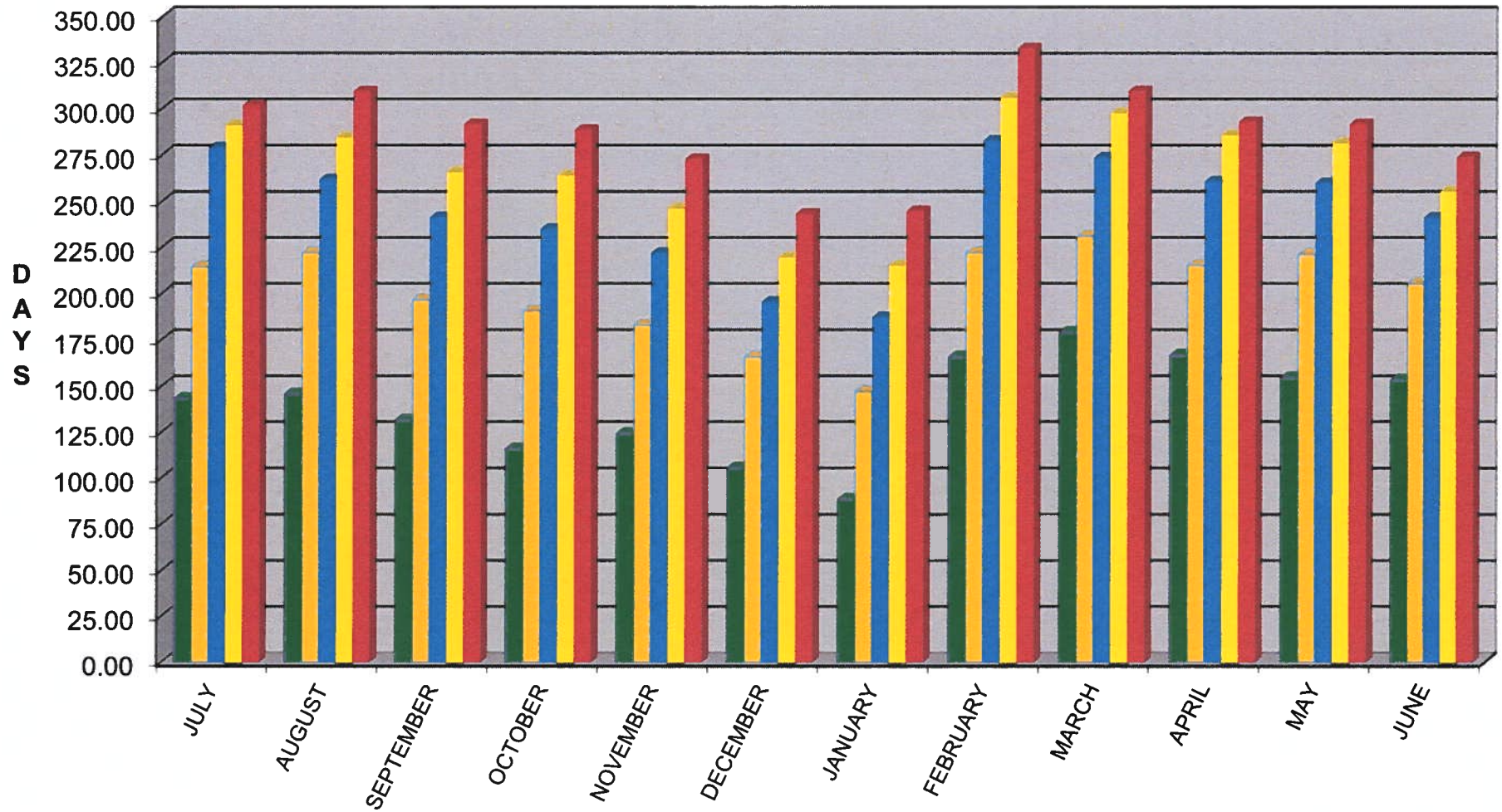
Page: 18  
(APPSUM)

FYTD Appropriated	Prior FY Carryover Encumbrances	FYTD Expendable	FYTD Actual Expenditures	MTD Actual Expenditures	Current Encumbrances	FYTD Unencumbered Balance	FYTD Percent Exp/Enc
*****TOTAL FOR FUND-SCC 572 9117 (TITLE I-D):							
84,431.37	35,294.80	119,726.17	119,726.17	0.00	0.00	0.00	100.00
=====							
*****TOTAL FOR FUND-SCC 572 9118 (TITLE I-D):							
111,256.24	0.00	111,256.24	43,073.09	8,194.50	30,330.50	37,852.65	65.98
=====							
*****TOTAL FOR FUND-SCC 587 9017 (PRESCHOOL):							
3,580.50	4,702.34	8,282.84	8,282.84	0.00	0.00	0.00	100.00
=====							
*****TOTAL FOR FUND-SCC 587 9018 (PRESCHOOL):							
54,133.22	0.00	54,133.22	35,946.03	2,357.33	10,962.06	7,225.13	86.65
=====							
*****TOTAL FOR FUND-SCC 590 9017 (TITLE II-A):							
861.99-	4,581.82	3,719.83	3,719.83	0.00	0.00	0.00	100.00
=====							
*****TOTAL FOR FUND-SCC 590 9018 (TITLE II-A):							
141,737.30	0.00	141,737.30	121,521.89	20,336.71	9,793.01	10,422.40	92.65
=====							
*****TOTAL FOR FUND-SCC 599 9018 (TITLE IV-A STUDENT SUPPORT AND ACADEMIC ENR):							
12,697.89	0.00	12,697.89	11,959.75	2,153.62	738.14	0.00	100.00
=====							
*****GRAND TOTALS:							
106,133,148.59	1,916,996.50	108,050,145.09	103,737,159.22	10,028,167.26	1,208,649.70	3,104,336.17	97.13
=====							



# GENERAL FUND-TRUE DAYS CASH

Includes Emergency Levy



FY 2014 FY 2015 FY 2016 FY 2017 FY 2018