

Medina City Schools

General Fund Analysis

June 30, 2020

	2019-2020 Original Estimate (1)	Y-T-D Actual July 2019 - June 2020 (2)	Percent	Variance (3)
Beginning Balance - July 1, 2019		57,996,699.51		0.00
General Fund	37,069,600.65			
Other Funds - Substitute Levy	20,927,098.86			
Revenue	<u>78,343,863.00</u>	<u>78,650,256.57</u>	<u>100.4%</u>	<u>-306,393.57</u>
	78,343,863.00	78,650,256.57		-306,393.57
Expenditures	84,834,389.00	81,970,585.85	96.6%	2,863,803.15
Encumbrance	851,800.00	977,435.17		-125,635.17
	<u>85,686,189.00</u>	<u>82,948,021.02</u>		<u>2,738,167.98</u>
Ending Balance - June 30, 2020	50,654,373.51	53,698,935.06		-3,044,561.55

Original Estimate revenue, expenditure and encumbrance taken from May 2019 five-year forecast
Includes May 2018 Substitute Levy

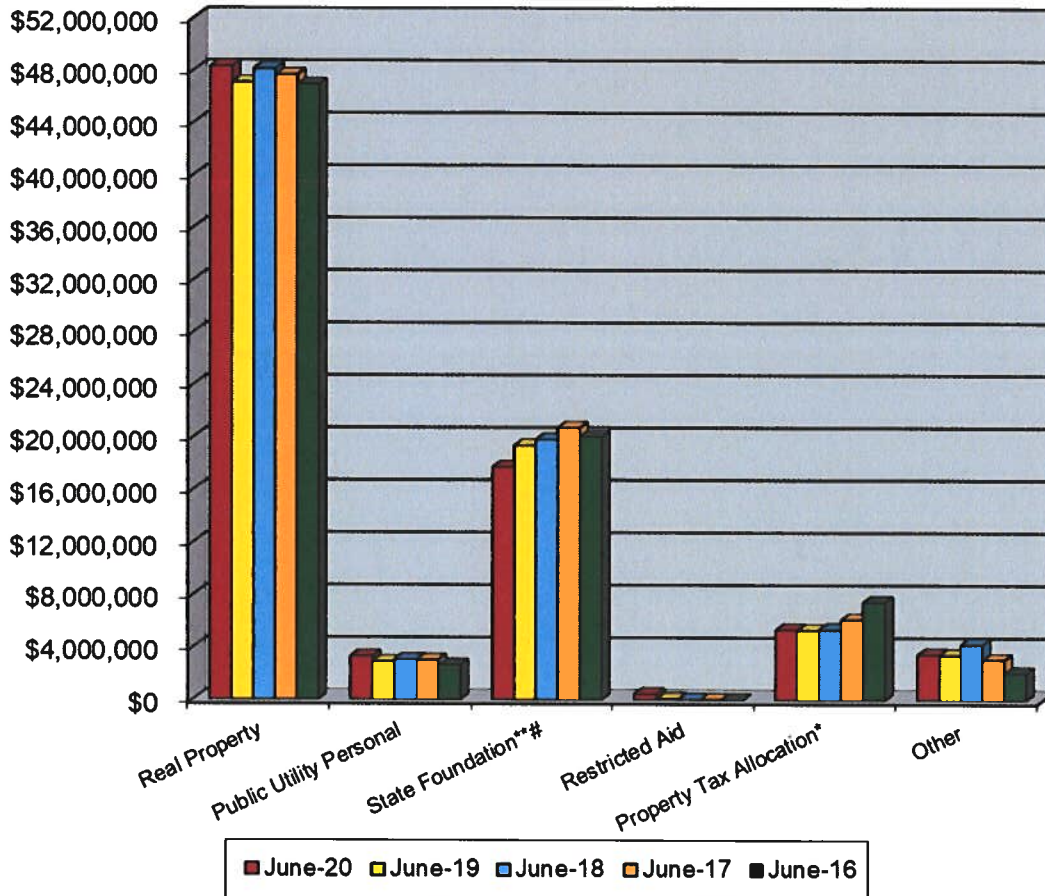
General Fund Summary

June 2020

Revenues

1. Real Property Taxes – Total Real Property Taxes received from the beginning of the fiscal year until June 30, 2020 is \$48,279,664.36. This is an increase of 2.6% above last year's taxes received at this time. \$-0- was collected in June.
2. Public Utility Personal Property Taxes – Total Public Utility Personal Property Taxes received from the beginning of the fiscal year until June 30, 2020 is \$3,317,403.24. These monies are distributed upon settlement from the County Auditor. This amount is listed in a separate line for State and five-year forecasting purposes. \$-0- had been transferred in June.
3. State Foundation – State Foundation monies received from the State of Ohio from the beginning of the fiscal year until June 30, 2020 total \$17,745,277.08. This is a decrease of 8.4% below last year's foundation money received at this time. \$707,739.67 was collected in June.
4. Restricted Aid – Restricted Aid monies are for Career Tech funding and Economically Disadvantaged Students. We have added e-Rate funding as well because these funds are restrictive to technology. Monies received from the beginning of the fiscal year until June 30, 2020 total \$461,112.18. \$6,904.67 was collected in June.
5. Homestead and Rollback – Monies received from the State of Ohio from the beginning of the fiscal year until June 30, 2020 total \$5,359,332.44. Receipts are based upon the real property taxes collected and Homestead filings with the County Auditor. \$-0- was collected in June.
6. Other – Other monies received from the beginning of the fiscal year until June 30, 2020 total \$3,487,467.27. This is an increase of 1.7% above last year at this time and is due to Tuition, Open Enrollment-In, Miscellaneous Revenues, and Medicare Settlement funds account for this increase. \$405,858.40 was collected in June.

General Fund Revenue



	June-20	June-19	June-18	June-17	June-16	Current Forecast
Real Property	\$48,279,664	\$47,069,606	\$48,117,914	\$47,651,143	\$46,911,362	\$48,279,663
Public Utility Personal	\$3,317,403	\$2,903,216	\$3,061,495	\$3,021,813	\$2,660,947	\$3,316,342
State Foundation**#	\$17,745,277	\$19,377,184	\$19,843,924	\$20,735,433	\$20,059,676	\$17,960,693
Restricted Aid	\$461,112	\$82,923	\$34,217	\$32,623	\$11,521	\$82,924
Property Tax Allocation*	\$5,359,332	\$5,310,488	\$5,387,357	\$6,129,771	\$7,466,057	\$5,364,883
Other	\$3,487,467	\$3,430,448	\$4,255,516	\$3,085,961	\$2,066,716	\$3,199,863
Total	\$78,650,257	\$78,173,865	\$80,700,424	\$80,656,745	\$79,176,279	\$78,204,368
State %	30.0%	31.7%	31.3%	33.3%	34.8%	

* Includes Homestead/Rollback, Tangible Personal Property Tax Fixed Rate Loss Reimbursement and Electric Deregulation.

** Includes Casino Revenue in State Foundation beginning January 2013 and Economic Disadvantaged Funding in November 2013.

Includes a one time Hold Harmless on TPP in May 2016

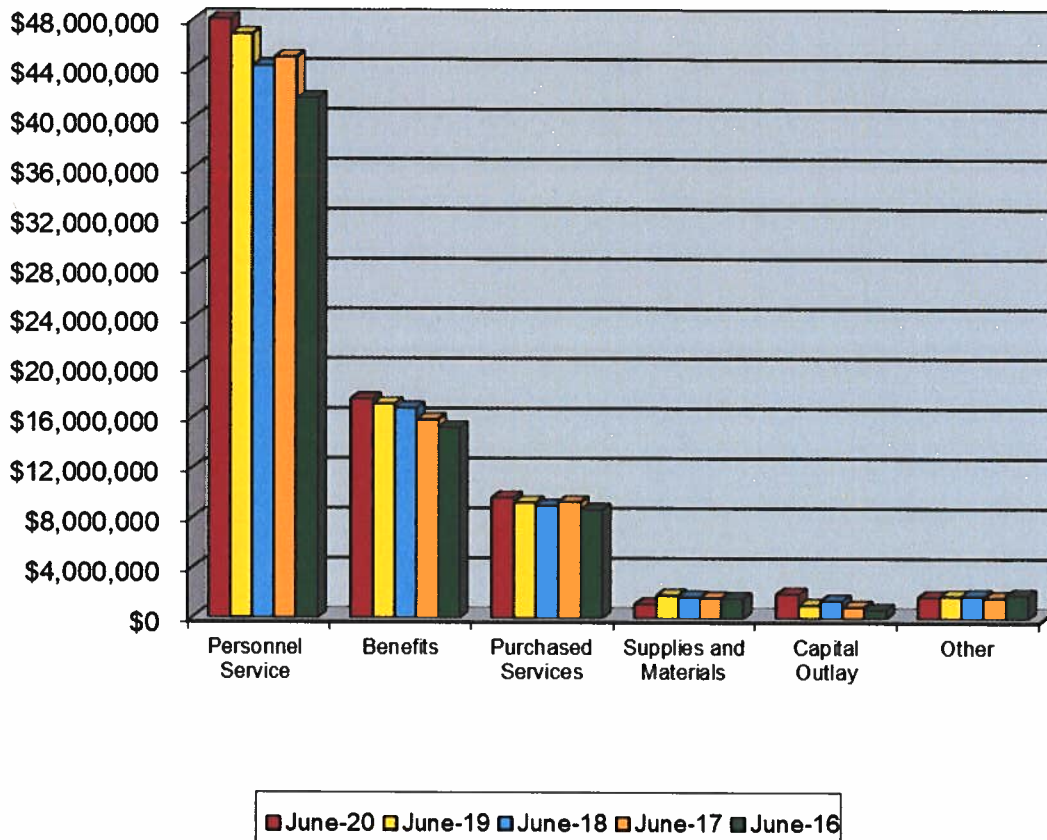
General Fund Summary

June 2020

Expenditures

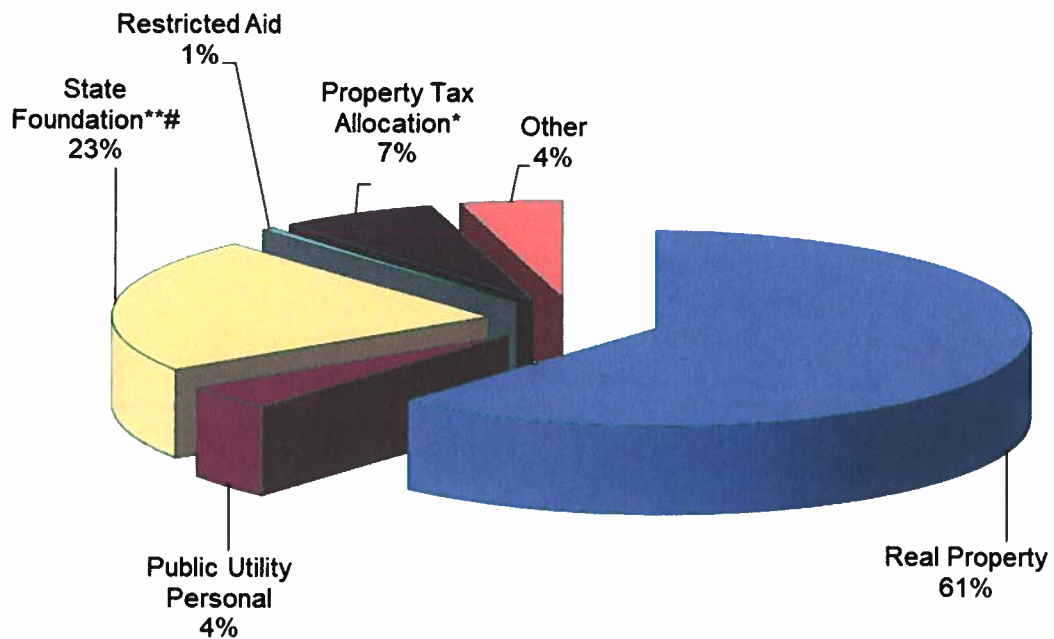
1. Personnel Services– The costs for personnel services for the School District from the beginning of the fiscal year until June 30, 2020 was \$48,911,847.18. This was an increase of 4.5% above last year at this time. \$3,767,020.29 was spent in June.
2. Benefits – The cost for benefits for the School District from the beginning of the fiscal year until June 30, 2020 was \$17,545,173.17. This was an increase of 2.4% above last year at this time. \$1,443,428.54 was spent in June.
3. Purchased Services – The cost for purchased services for the district from the beginning of the fiscal year until June 30, 2020 total \$9,635,109.82. This was a 4.2% increase above last year at this time and is due to General Services, Building Lease, Electricity, Other Tuition, and Community Schools. \$664,610.28 was spent in June.
4. Supplies and Materials – The cost for supplies and materials for the district from the beginning of the fiscal year until June 30, 2020 total \$1,115,042.31. This was a 39.1% decrease below last year at this time. Office Supplies, Textbooks, Media Books, Electronic Subscriptions, Custodial/Maintenance Supplies, Transportation Parts/Supplies, and Fuel account for this decrease. \$64,427.34 was spent in June.
5. Capital Outlay – The cost for capital outlay for the district from the beginning of the fiscal year until June 30, 2020 total \$1,935,742.27. This was a 82.8% increase above last year at this time and was mainly due to New Equipment Middle School, New Equipment Senior High, New Equipment, New Equipment Maintenance, Technology Equipment, and Transportation Equipment. \$67,765.75 was spent in June.
6. Other – The cost of other expenditures excluding transfers for the district was \$1,717,812.79 for the fiscal year until June 30, 2020. This was a 3.7% decrease below last year at this time. \$94,766.44 was spent in June. County Board Services, Taxes/Assessments, and Information Service Awards and Prizes make up the majority of this increase.

General Fund Expenditures

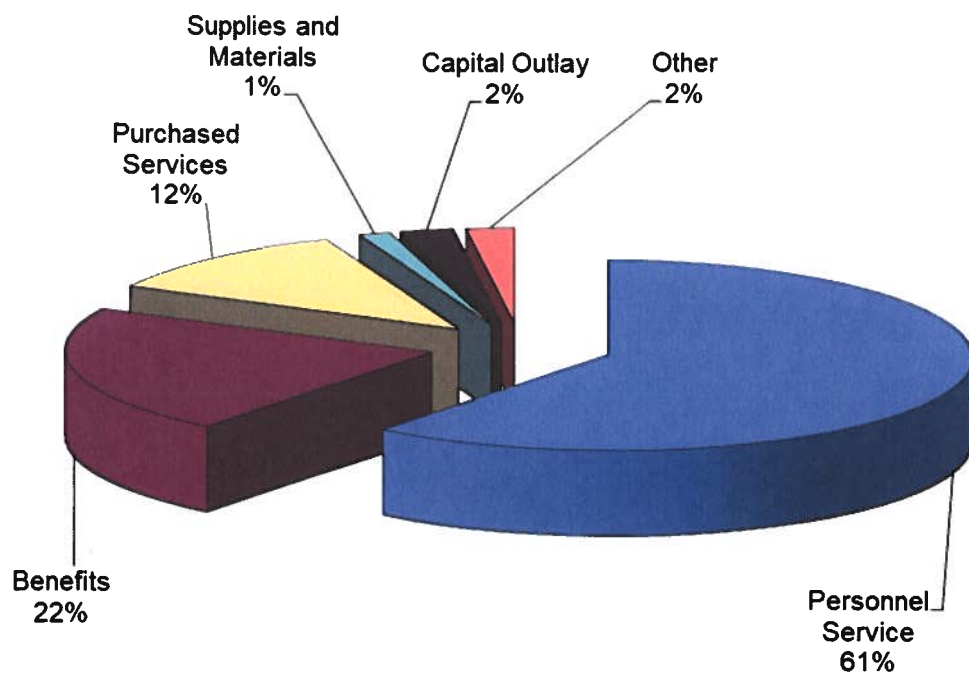


	June-20	June-19	June-18	June-17	June-16	Current Forecast
Personnel Service	\$48,911,847	\$46,826,418	\$44,272,716	\$44,943,105	\$41,683,168	\$50,167,435
Benefits	\$17,545,173	\$17,139,252	\$16,820,301	\$15,889,574	\$15,242,206	\$17,888,985
Purchased Services	\$9,635,110	\$9,250,079	\$9,007,769	\$9,283,434	\$8,687,191	\$9,208,191
Supplies and Materials	\$1,115,042	\$1,831,188	\$1,703,334	\$1,610,390	\$1,565,406	\$1,453,212
Capital Outlay	\$1,935,742	\$1,059,038	\$1,411,084	\$915,451	\$691,552	\$1,963,492
Other	\$1,717,813	\$1,784,024	\$1,822,096	\$1,664,045	\$1,843,971	\$1,683,496
Transfers and Adv., Etc.	\$1,109,858	\$925,281	\$876,839	\$875,458	\$1,073,411	\$970,890
Other than Debt						
Total	\$81,970,586	\$78,815,280	\$75,914,139	\$75,181,458	\$70,786,905	\$83,335,703

Current General Fund Revenue



Current General Fund Expenditures



JUNE 2020

		Balance
Bank Balance - Regular Account		8,829,743.00
Petty Cash	0.00	
Financial Checks Outstanding	140,076.66	
Worker Comp Outstanding	0.00	
Payroll Checks Outstanding	54,500.95	
	194,577.61	8,635,165.39
Huntington/Flex Spending	61,071.21	
Flex O/S Checks	66.49	61,004.72
JPMorgan/Metlife Claims	16,706.84	16,706.84
Investments:		
Redtree Investments	23,744,188.98	
T. Rowe - Collins	265,074.37	
Scudder - Collins	311,896.31	
Scudder - Bushman	5,212.00	
Kanehl Stocks	2,335.42	
Star Ohio (22923)	15,684,620.56	
Multi-Bank Securities	15,054,000.00	
Multi-Bank Money Market	7,619.67	
Fifth Third Securities	9,002,553.12	
Fifth Third Money Market	1,136,848.68	
Fifth Third Int not Rec'd	10,986.38	
Total	65,225,335.49	73,938,212.44
Adjustments		
Deposits in Transit	(331,240.40)	
Expenses not posted	0.00	
Total	(331,240.40)	73,606,972.04
		331,240.40
MCSD Balance		73,606,972.04
Difference Between Bank vs. Book		0.00

Medina City School District

Sales Tax Update

Date	Sales Tax Description	Receipts	Expenditures	Balance
July 1, 2019	Beginning Balance (071) Sales Tax and (002-9012) Bond			\$3,195,842.70
July	6-Month Asbestos Surveillance Inspection and Reports		\$525.00	\$3,195,317.70
	Ella Canavan Roof Replacement		\$75,240.00	\$3,120,077.70
	Sales Tax Distribution	\$766,235.16		\$3,886,312.86
	Fleet Master Lease Agreement		\$11,022.02	\$3,875,290.84
	Balance Due on Root Locker Bay Conversion Project		\$10,720.00	\$3,864,570.84
	Ella Canavan Roof Replacement Consulting and Supervision		\$2,560.00	\$3,862,010.84
	Additional Charges for Tennis Court Repairs and Improvements		\$67,441.22	\$3,794,569.62
August	Claggett Middle School Choral Risers with Side Rails		\$14,723.25	\$3,779,846.37
	Summer Paving Program		\$14,378.00	\$3,765,468.37
	Ella Canavan Roof Replacement		\$13,380.00	\$3,752,088.37
	Various District Paving		\$260,795.55	\$3,491,292.82
	Fleet Master Lease Agreement		\$39.68	\$3,491,253.14
	Northrop Connector Trail Consulting		\$3,132.00	\$3,488,121.14
	Asphalt Removal, Installation of Footpath/Sidewalk Between EVOLVE and Garfield		\$6,608.00	\$3,481,513.14
	Stamped, Colored Concrete at Front Doors/Sign at Garfield		\$5,250.00	\$3,476,263.14
	Fenn Flooring Refinish/Repair in Boys/Girls Bathroom		\$3,390.00	\$3,472,873.14
	Claggett Gymnasium Floor Improvements		\$17,355.00	\$3,455,518.14
	Claggett Replacement Gym Seating		\$83,759.71	\$3,371,758.43
	Concrete Addition to Picnic Area at Root Middle School		\$11,375.00	\$3,360,383.43
September	Blake PTO/Digital Msg	\$4,000.00		\$3,364,383.43
	Digital Messaging Center to be Installed in Existing Brick Structure		\$9,555.96	\$3,354,827.47
	Ella Canavan Elementary Roof Replacement Consulting and Supervision		\$1,174.00	\$3,353,653.47
	Ella Canavan Roof Replacement Project		\$10,380.00	\$3,343,273.47
	Installation of Sliding Glass Window in Fenn Cafeteria		\$4,838.00	\$3,338,435.47
	Fleet Master Lease Agreement		\$11,287.85	\$3,327,147.62
	Temporary Cooling Equipment Rental at Claggett		\$10,055.00	\$3,317,092.62
	Northrop Connector Trail Consulting Work		\$2,488.59	\$3,314,604.03
	Summer Paving Program		\$2,558.50	\$3,312,045.53
	Transportation/Post Construction		\$950.00	\$3,311,095.53
	Bowan House Powerwashing		\$500.00	\$3,310,595.53
October	Materials and Labor to Replace Three Windows at MHS		\$1,877.77	\$3,308,717.76
	Additional Charges associated with Tennis Court Repairs		\$12,330.45	\$3,296,387.31
	Temporary Cooling Equipment at Claggett		\$2,905.00	\$3,293,482.31
	Sales Tax Distribution	\$871,168.69		\$4,164,651.00
	Various District Paving		\$13,870.57	\$4,150,780.43
	Fleet Master Lease Agreement		\$11,287.85	\$4,139,492.58
	Northrop Connector Trail Consulting Work and Land Survey		\$3,595.07	\$4,135,897.51
	Materials and Labor to Replace Twelve Windows at Blake		\$8,044.79	\$4,127,852.72
	Labor and Materials Windows at Root		\$6,406.20	\$4,121,446.52
	Waite Elementary Access Drive Repair		\$14,587.63	\$4,106,858.89
	Post Construction Costs Associated with the Tennis Courts/Transportation		\$375.00	\$4,106,483.89
November	Various District Paving		\$13,534.11	\$4,092,949.78
	Fleet Master Lease Agreement		\$17,655.08	\$4,075,294.70
	Northrop Connector Trail Consulting Work		\$139.20	\$4,075,155.50
	Claggett Replacement Gym Seating		\$9,380.00	\$4,065,775.50
	Transportation Lot Improvements		\$34,758.02	\$4,031,017.48
	Post Construction Costs Associated with the Tennis Courts/Transportation		\$375.00	\$4,030,642.48
	2019 Asphalt Improvement-Additional Services		\$2,625.25	\$4,028,017.23
	Construction of Northrop Trail		\$134,982.40	\$3,893,034.83
	COP's Principal and Interest		\$1,290,750.49	\$2,602,284.34
December	Paint for Fenn Playground		\$55.38	\$2,602,228.96
	Rollershades for Garfield		\$19,150.00	\$2,583,078.96
	Fleet Master Lease Agreement		\$11,718.40	\$2,571,360.56
	Additional Services for Northrop Connector Trail Consulting		\$1,701.26	\$2,569,659.30
	Summer Paving Program		\$156.25	\$2,569,503.05

Medina City School District

Sales Tax Update

Date	Sales Tax Description	Receipts	Expenditures	Balance
Janaury 2020	6-Month Asbestos Surveillance Inspection and Reports		\$525.00	\$2,568,978.05
	Fleet Master Lease Agreement		\$11,843.40	\$2,557,134.65
	Sales Tax Distribution	\$854,234.87		\$3,411,369.52
	Additional Services for Northrop Connector Trail Consulting		\$936.33	\$3,410,433.19
	Consulting Services for MHS Roof Replacement Sections E, F		\$24,325.50	\$3,386,107.69
February	Fleet Master Lease Agreement		\$11,843.40	\$3,374,264.29
	Northrop Connector Trail Consulting Work		\$198.32	\$3,374,065.97
	Consulting Services for MHS Roof Replacement Sections E, F		\$9,107.50	\$3,364,958.47
	Construction of Northrop Connector Trail		\$94,787.60	\$3,270,170.87
March	Summer Paving of Specified Areas - Correction		-\$2,241.11	\$3,272,411.98
	Fleet Master Lease Agreement		\$11,827.47	\$3,260,584.51
	Liteweight Mat Set		\$19,624.00	\$3,240,960.51
April	Sales Tax Distribution	\$922,872.24		\$4,163,832.75
	Fleet Master Lease Agreement		\$11,826.28	\$4,152,006.47
	Blueprints for Bidders		\$121.16	\$4,151,885.31
May	Blueprints for Bidders		\$3.96	\$4,151,881.35
	Construction of Northop Trail		\$16,481.80	\$4,135,399.55
	COPs Interest		\$444,007.06	\$3,691,392.49
	Fleet Master Lease Agreement		\$11,826.28	\$3,679,566.21
	Additional Services for Northrop Connector Trail Consulting Work		\$94.89	\$3,679,471.32
	Trustee Fee for COPs		\$1,250.00	\$3,678,221.32
June	Design and Construction Admin Services for Root Locker Bay Conversion		\$10,305.06	\$3,667,916.26
	Architectural and Engineering Services related to Summer Paving		\$4,025.00	\$3,663,891.26
	Consulting Services for MHS Roof Replacement		\$4,116.75	\$3,659,774.51
	Replacement of MHS Roof		\$93,933.00	\$3,565,841.51
	Transfer to PI		\$50,000.00	\$3,515,841.51
	Permit Fees Associated with Root Locker Bay Conversion		\$1,446.53	\$3,514,394.98
	Fleet Master Lease Agreement		\$11,826.28	\$3,502,568.70
	SCAG Mower		\$11,000.00	\$3,491,568.70
Fiscal Year Totals		\$3,418,510.96	\$3,122,784.96	

Medina City School District

Recreation Center Update

Date	Description	District Revenue	District Expenses	City Reimbursements	Total Balance
July 1, 2019	Beginning Balance (003-9001)				\$ 381,679.90
07/08/19	Donation - Partner Mktg	\$1,450.93			\$ 383,130.83
07/10/19	Roof Replacement Project - Payment #2		\$ 249,300.00		\$ 133,830.83
07/19/19	Consulting Services for MCRC Roof Replacement		\$12,045.20		\$ 121,785.63
08/09/19	Butterfly Valves for Surge Tanks		\$4,132.73		\$ 117,652.90
08/09/19	Tile Repair		\$1,178.43		\$ 116,474.47
08/09/19	Consulting Services for MCRC Roof Replacement		\$6,788.90		\$ 109,685.57
08/09/19	Roof Replacement Project - Payment #3		\$137,993.40		\$ (28,307.83)
08/20/19	Summer Paving of Specified Areas		\$26,928.70		\$ (55,236.53)
09/10/19	Consulting Services for MCRC Roof Replacement		\$3,394.45		\$ (58,630.98)
09/23/19	3 Projectors and Large Screen Displays for Conference			\$1,744.35	\$ (56,886.63)
09/23/19	Roof Replacement Project - Payment #1			\$111,150.00	\$ 54,263.37
09/23/19	Roof Replacement Project - Payment #2			\$124,650.00	\$ 178,913.37
09/27/19	Roof Replacement Project - Payment #4		\$233,400.60		\$ (54,487.23)
10/03/19	Butterfly Valves for Surge Tanks			\$2,066.37	\$ (52,420.86)
10/03/19	Tile Repair			\$589.22	\$ (51,831.64)
10/03/19	Roof Replacement Project - Payment #3			\$68,996.70	\$ 17,165.06
10/10/19	Dome Cameras and Ethernet Lines, Warrenty		\$47,626.00		\$ (30,460.94)
10/10/19	Additional Ethernet Drop		\$5,975.00		\$ (36,435.94)
10/21/19	Roof Replacement Project - Payment #4			\$116,700.30	\$ 80,264.36
10/21/19	Dome Cameras and Ethernet Lines, Warrenty			\$23,813.00	\$ 104,077.36
10/21/19	Additional Ethernet Drop			\$2,987.50	\$ 107,064.86
10/23/19	Summer Paving of Specified Areas		\$285.00		\$ 106,779.86
10/23/19	Consulting Services for MCRC Roof Replacement		\$1,697.00		\$ 105,082.86
10/31/19	Donation - Partner Mktg	\$145.35			\$ 105,228.21
11/30/19					\$ 105,228.21
12/03/19	Summer Paving of Specified Areas			\$13,606.85	\$ 118,835.06
12/11/19	Tile Repair		\$240.00		\$ 118,595.06
12/11/19	Consulting Services for MCRC Roof Replacement		\$1,697.45		\$ 116,897.61
12/11/19	Roof Replacement Project - Payment #5		\$5,171.40		\$ 111,726.21
12/11/19	Roof Replacement Project - Payment #6		\$94,240.60		\$ 17,485.61
01/07/20	Donation - Partner Mktg	\$1,462.56			\$ 18,948.17
01/21/20	Tile Repair		\$495.00		\$ 18,453.17
01/21/20	Transfer from 001	\$100,000.00			\$ 118,453.17
02/04/20	Roof Replacement Project - Payment #5			\$2,585.70	\$ 121,038.87
02/04/20	Roof Replacement Project - Payment #6			\$47,120.30	\$ 168,159.17
02/04/20	Tile Repair			\$120.00	\$ 168,279.17
02/19/20	Tile Repair			\$247.50	\$ 168,526.67
03/11/20	Summer Paving of Specified Areas - Correction		\$2,241.11		\$ 166,285.56
03/19/20	Consulting Services for MCRC Roof Replacement			\$42,000.00	\$ 208,285.56
04/09/20	Donation - Partner Mktg	\$1,823.30			\$ 210,108.86
04/29/20	Lumber for Sauna Repair		\$2,515.52		\$ 207,593.34
04/29/20	Tile Repair		\$2,000.00		\$ 205,593.34
05/08/20	Sauna Heater and Controls		\$3,310.63		\$ 202,282.71
05/19/20	Mirror Replacement		\$663.00		\$ 201,619.71
05/29/20	Insulation for Sauna		\$165.37		\$ 201,454.34
05/29/20	Tile Repairs		\$2,000.00		\$ 199,454.34
06/08/20	Summer Paving of Specified Areas - Correction			\$1,120.56	\$ 200,574.90
06/08/20	Tile Repair			\$1,000.00	\$ 201,574.90

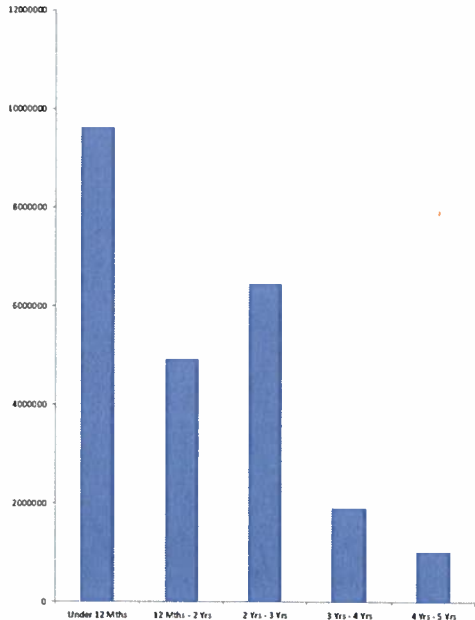
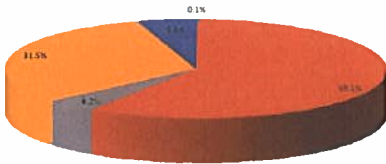
Medina City School District

Recreation Center Update

Date	Description	District Revenue	District Expenses	City Reimbursements	Total Balance
06/08/20	Lumber for Sauna Repair			\$1,257.76	\$ 202,832.66
06/11/20	Installation of Carpet		\$2,500.00		\$ 200,332.66
06/23/20	Sauna Heater and Controls			\$1,655.32	\$ 201,987.98
06/23/20	Insulation for Sauna			\$51.44	\$ 202,039.42
06/23/20	Mirror Replacement			\$331.50	\$ 202,370.92
Total Revenues, Expenditures and Reimbursements		\$ 104,882.14	\$ 847,985.49	\$ 563,794.37	

Monthly Investment Summary
Medina City School District
US Bank Custodian Acct Ending x70982
 June 30, 2020

Monthly Cash Flow Activity		Market Value Summary				
From 05-31-20 through 06-30-20		Security Type	Market Value	Pct. Assets	Avg Yield at Cost	Wght Avg Mat
Beginning Book Value	23,692,401.89	Money Market Fund				
Contributions	0.00	MONEY MARKET FUND	29,980.23	0.1	0.06	0.00
Withdrawals	0.00	Fixed Income				
Realized Gains/Losses	744.40	MUNICIPAL BONDS	1,012,390.00	4.2	1.15	0.89
Gross Interest Earnings	51,042.69	U.S. GOVERNMENT AGENCY DISCOUNT NOTES	1,198,413.34	5.0	0.20	0.78
Ending Book Value	23,744,188.98	U.S. GOVERNMENT AGENCY NOTES	14,117,384.71	59.0	0.82	2.47
		U.S. TREASURY NOTES	7,523,091.87	31.4	1.70	0.75
		Accrued Interest	46,482.79	0.2		
		TOTAL PORTFOLIO	23,927,742.93	100.0	1.08	1.77

Maturity Distribution		Security Type Allocation	
<p align="center">Distribution by Maturity</p> 			

Disclosures:

RedTree's internal accounting system is used as the source of the market value of this account. Although obtained from a source believed to be reliable, we cannot guarantee its accuracy. You should review all account statements provided by the custodian and compare with the statements provided by RedTree.

Questions? Call 888.596.2293 or email info@redtreeinv.com

Portfolio Holdings Report
Medina City School District
US Bank Custodian Acct Ending x70982
 June 30, 2020

Quantity	Cusip	Security Description	Moody's	S&P	Cost Basis	Market Value	Yield at Cost	Wtd Maturity	Purchase Date
U.S. GOVERNMENT AGENCY NOTES									
1,070,000	3135G0F73	Federal Natl Mtg Assoc 1.500% Due 11-30-20	Aaa	AA+	1,063,023.60	1,075,758.07	2.00	0.42	08-01-19
1,000,000	3134GVNS3	Federal Home Ln Mtg 0.550% Due 04-27-22	Aaa	AA+	1,000,000.00	1,000,143.62	0.55	1.81	04-27-20
500,000	3134GVTG3	Federal Home Ln Mtg 0.350% Due 05-13-22	Aaa	AA+	500,000.00	499,904.06	0.35	1.86	05-13-20
1,200,000	3133ELZN7	Federal Farm Credit Bank 0.160% Due 05-18-22	Aaa	AA+	1,197,804.00	1,197,962.68	0.25	1.88	05-26-20
1,000,000	3133ELN26	Federal Farm Credit Bank 0.260% Due 06-22-22	Aaa	AA+	999,460.00	1,000,041.69	0.29	1.97	06-22-20
1,000,000	3134GVMH8	Federal Home Ln Mtg 0.550% Due 07-27-22	Aaa	AA+	1,000,000.00	1,000,059.78	0.55	2.06	04-27-20
1,000,000	3134GVN87	Federal Home Ln Mtg 0.400% Due 12-15-22	Aaa	AA+	1,000,000.00	1,000,056.02	0.40	2.44	06-15-20
1,500,000	3133ELUJ1	Federal Farm Credit Bank 1.000% Due 03-24-23	Aaa	AA+	1,500,000.00	1,505,894.05	1.00	2.68	03-24-20
1,000,000	3135G03P6	Federal Natl Mtg Assoc 0.800% Due 04-27-23	Aaa	AA+	1,000,000.00	1,000,144.27	0.80	2.78	04-27-20
700,000	3135G04Q3	Federal Natl Mtg Assoc 0.250% Due 05-22-23	Aaa	AA+	698,064.50	699,264.89	0.34	2.88	05-28-20
1,230,000	3134GVN20	Federal Home Ln Mtg 0.500% Due 06-23-23	Aaa	AA+	1,230,000.00	1,230,837.73	0.50	2.95	06-23-20
700,000	3133ELWJ9	Federal Farm Credit Bank 1.050% Due 10-16-23	Aaa	AA+	700,000.00	700,205.24	1.05	3.22	04-16-20
700,000	3134GVYH5	Federal Home Ln Mtg 0.500% Due 11-28-23	Aaa	AA+	700,000.00	700,120.22	0.50	3.38	05-28-20
500,000	3130AJ6M6	Federal Home Ln Bank 1.700% Due 02-26-24	Aaa	AA+	500,000.00	503,374.18	1.70	3.51	02-26-20
1,000,000	3134GUBQ2	Federal Home Ln Mtg 2.100% Due 09-23-24	Aaa	AA+	999,500.00	1,003,618.20	2.11	4.01	09-23-19
Accrued Interest						20,353.36			
						14,087,852.10	14,137,738.07	0.82	2.47
MUNICIPAL BONDS									
1,000,000	971090XA8	City of Willoughby, OH 2.000% Due 05-21-21	Aa2	AA	1,008,400.00	1,012,390.00	1.15	0.89	05-21-20
Accrued Interest						2,222.22			
						1,008,400.00	1,014,612.22	1.15	0.89
U.S. TREASURY NOTES									
1,200,000	912828M98	US Treasury Note 1.625% Due 11-30-20	Aaa	AA+	1,197,187.50	1,207,030.80	1.83	0.42	09-30-19
1,000,000	912828N89	US Treasury Note 1.375% Due 01-31-21	Aaa	AA+	998,125.00	1,006,875.00	1.56	0.58	01-28-20
615,000	912828N89	US Treasury Note 1.375% Due 01-31-21	Aaa	AA+	613,991.02	619,228.12	1.54	0.58	01-30-20
1,200,000	912828P87	US Treasury Note 1.125% Due 02-28-21	Aaa	AA+	1,192,593.76	1,207,359.60	1.66	0.67	12-27-19
1,250,000	912828Q37	US Treasury Note 1.250% Due 03-31-21	Aaa	AA+	1,242,382.81	1,260,058.75	1.69	0.75	10-30-19
1,000,000	912828S27	US Treasury Note 1.125% Due 06-30-21	Aaa	AA+	987,226.56	1,009,414.00	1.86	1.00	09-17-19
1,200,000	912828F6	US Treasury Note 1.125% Due 08-31-21	Aaa	AA+	1,188,750.00	1,213,125.60	1.68	1.16	12-10-19
Accrued Interest						23,907.20			
						7,420,256.65	7,546,999.08	1.70	0.75

Disclosures:

RedTree's internal accounting system is used as the source of the market value of this account. Although obtained from a source believed to be reliable, we cannot guarantee its accuracy. You should review all account statements provided by the custodian and compare with the statements provided by RedTree.

Questions? Call 888.596.2293 or email info@redtreeinv.com

**Portfolio Holdings Report
Medina City School District
US Bank Custodian Acct Ending x70982
June 30, 2020**

Quantity	Cusip	Security Description	Moody's	S&P	Cost Basis	Market Value	Yield at Cost	Wtd Maturity	Purchase Date
U.S. GOVERNMENT AGENCY DISCOUNT NOTES									
1,200,000	313385EA0	Federal Home Ln Bank Discount Note 0.000% Due 04-07-21	P-1	A-1+	1,197,700.00	1,198,413.34	0.20	0.78	04-27-20
MONEY MARKET FUND									
	USBMMF	First American Treasury Obligations Fund			29,980.23	29,980.23	0.06		
TOTAL PORTFOLIO					23,744,188.98	23,927,742.93	1.08	1.77	

Disclosures:

RedTree's internal accounting system is used as the source of the market value of this account. Although obtained from a source believed to be reliable, we cannot guarantee its accuracy. You should review all account statements provided by the custodian and compare with the statements provided by RedTree.

Questions? Call 888.596.2293 or email info@redtreeinv.com

Monthly Activity Reports
Medina City School District
US Bank Custodian Acct Ending x70982
 From 06-01-20 Through 06-30-20

GROSS INTEREST INCOME

<u>Ex-Date</u>	<u>Pay-Date</u>	<u>Security</u>	<u>Amount</u>
U.S. GOVERNMENT AGENCY NOTES			
06-01-20	06-01-20	Federal Natl Mtg Assoc 1.500% Due 11-30-20	8,025.00
06-15-20	06-15-20	Federal Home Ln Bank 2.000% Due 09-26-22	4,388.89
06-19-20	06-19-20	Federal Farm Credit Bank 2.400% Due 06-19-23	12,000.00
06-22-20	06-23-20	Federal Home Ln Mtg 1.900% Due 09-26-23	11,210.00
			<hr/> 35,623.89
U.S. TREASURY NOTES			
06-01-20	06-01-20	US Treasury Note 1.625% Due 11-30-20	9,750.00
06-30-20	06-30-20	US Treasury Note 1.125% Due 06-30-21	5,625.00
			<hr/> 15,375.00
MONEY MARKET FUND			
06-01-20	06-01-20	First American Treasury Obligations Fund	43.80
GROSS INCOME			51,042.69

Disclosures:

RedTree's internal accounting system is used as the source of the market value of this account. Although obtained from a source believed to be reliable, we cannot guarantee its accuracy. You should review all account statements provided by the custodian and compare with the statements provided by RedTree.

Questions? Call 888.596.2293 or email info@redtreeinv.com

Purchase and Sale
Medina City School District
US Bank Custodian Acct Ending x70982
 From 06-01-20 Through 06-30-20

Trade Date	Settle Date	Quantity	Security	Unit Price	Amount
PURCHASES					
06-18-2020	06-22-2020	1,000,000	Federal Farm Credit Bank 0.260% Due 06-22-22	99.95	999,460.00
06-18-2020	06-23-2020	1,230,000	Federal Home Ln Mtg 0.500% Due 06-23-23	100.00	1,230,000.00
06-12-2020	06-15-2020	1,000,000	Federal Home Ln Mtg 0.400% Due 12-15-22	100.00	1,000,000.00
					3,229,460.00
SALES					
06-19-2020	06-19-2020	1,000,000	Federal Farm Credit Bank 2.400% Due 06-19-23	100.00	1,000,000.00
06-15-2020	06-15-2020	1,000,000	Federal Home Ln Bank 2.000% Due 09-26-22	100.05	1,000,530.00
06-22-2020	06-23-2020	1,200,000	Federal Home Ln Mtg 1.900% Due 09-26-23	100.01	1,200,164.40
					3,200,694.40

Disclosures:

RedTree's internal accounting system is used as the source of the market value of this account. Although obtained from a source believed to be reliable, we cannot guarantee its accuracy. You should review all account statements provided by the custodian and compare with the statements provided by RedTree.

Questions? Call 888.596.2293 or email info@redtreeinv.com

Realized Gains/Losses
Medina City School District
US Bank Custodian Acct Ending x70982
 From 06-01-20 Through 06-30-20

Open Date	Close Date	Quantity	Security	Cost Basis	Proceeds	Gain Or Loss	
						Short Term	Long Term
10-01-2019	06-15-2020	1,000,000	Federal Home Ln Bank 2.000% Due 09-26-22	999,950.00	1,000,530.00	580.00	
06-28-2019	06-19-2020	1,000,000	Federal Farm Credit Bank 2.400% Due 06-19-23	1,000,000.00	1,000,000.00	0.00	
12-26-2019	06-23-2020	1,200,000	Federal Home Ln Mtg 1.900% Due 09-26-23	1,200,000.00	1,200,164.40	164.40	
TOTAL GAINS						744.40	0.00
TOTAL LOSSES						0.00	0.00
TOTAL REALIZED GAIN/LOSS				3,199,950.00	3,200,694.40	744.40	0.00

Disclosures:

RedTree's internal accounting system is used as the source of the market value of this account. Although obtained from a source believed to be reliable, we cannot guarantee its accuracy. You should review all account statements provided by the custodian and compare with the statements provided by RedTree.

Questions? Call 888.596.2293 or email info@redtreeinv.com

ENV# CEBJPCBPBBKLJZV_BBBBB
FIFTH THIRD SECURITIES, INC.
MD 1M0B2A
5050 KINGSLEY DRIVE
CINCINNATI, OH 45263



MEDINA CITY SCHOOLS
DAVID CHAMBERS
739 WEYMOUTH RD
MEDINA OH 44256

STATEMENT FOR THE PERIOD JUNE 1, 2020 TO JUNE 30, 2020

MEDINA CITY SCHOOLS - Corporation
Account Number: [REDACTED]

By the courtesy of:
CARTER/SAVAGE

For questions about your accounts:
Local: 614 744 5496
In-State: 614 744 7074
National: 888 889 1025

TOTAL VALUE OF YOUR PORTFOLIO **\$10,346,972.70**

FOR YOUR INFORMATION

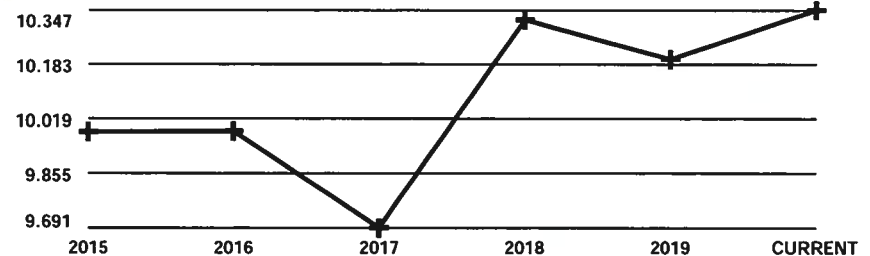
Fifth Third Securities, Inc. Investments offered through Fifth Third Securities, Inc., member FINRA/SIPC

Fifth Third Securities, Inc.

MN_CEBJPCBPBBKLJZV_BBBBB 20200630

CHANGE IN VALUE OF YOUR PORTFOLIO

\$ millions



Change In Value Of Your Portfolio information can be found in Miscellaneous Footnotes at the end of this statement.

Account carried with National Financial Services LLC, Member
NYSE, SIPC

Statement for the Period June 1, 2020 to June 30, 2020

MEDINA CITY SCHOOLS - Corporation
Account Number: [REDACTED]



Account Overview

CHANGE IN ACCOUNT VALUE	Current Period	Year-to-Date
BEGINNING VALUE	\$10,358,645.91	\$10,198,616.66
Additions and Withdrawals	(\$7,788.90)	(\$100,463.68)
Income	\$7,788.90	\$100,463.68
Taxes, Fees and Expenses	\$0.00	\$0.00
Change in Value	(\$11,673.21)	\$148,356.04
ENDING VALUE (AS OF 06/30/20)	\$10,346,972.70	\$10,346,972.70

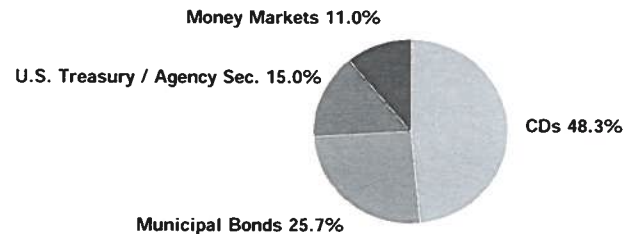
Refer to Miscellaneous Footnotes for more information on Change in Value.

INCOME	Current Period	Year-to-Date
TAXABLE		
Taxable Dividends	\$123.49	\$3,358.21
Taxable Interest	\$7,665.41	\$97,105.47
TOTAL TAXABLE	\$7,788.90	\$100,463.68
TOTAL INCOME	\$7,788.90	\$100,463.68

Taxable income is determined based on information available to NFS at the time the statement was prepared, and is subject to change. Final information on taxation of interest and dividends is available on Form 1099-Div, which is mailed in February of the subsequent year.

REALIZED GAIN (LOSS)	Current Period	Year-to-Date
Short Term Gain	\$0.00	\$5,975.00
Short Term Loss	\$0.00	\$0.00
Disallowed Short Term Loss	\$0.00	\$0.00
TOTAL SHORT TERM GAIN (LOSS)	\$0.00	\$5,975.00

ACCOUNT ALLOCATION



	Percent	Prior Period	Current Period
Money Markets	11.0 %	\$1,656,288.68	\$1,136,848.68
CDs	48.3	\$5,492,409.23	\$4,999,944.67
Municipal Bonds	25.7	\$1,653,876.50	\$2,655,775.35
U.S. Treasury / Agency Sec.	15.0	\$1,556,071.50	\$1,554,404.00
TOTAL	100.0 %	\$10,358,645.91	\$10,346,972.70

Account Allocation shows the percentage that each asset class represents of your total account value. Account Allocation for equities, fixed income, and other categories may include mutual funds and may be net of short positions. NFS has made assumptions concerning how certain mutual funds are allocated. Closed-end mutual funds and Exchange Traded Products (ETPs) listed on an exchange may be included in the equity allocation. The chart may not reflect your actual portfolio allocation. Consult your broker/dealer prior to making investment decisions.

Fifth Third Securities, Inc.

MN_CEBJPCBPBBKLJZV_BBBBBB 20200630

Account carried with National Financial Services LLC, Member
NYSE, SIPC

Statement for the Period June 1, 2020 to June 30, 2020

MEDINA CITY SCHOOLS - Corporation

Account Number: [REDACTED]



Account Overview *continued*

REALIZED GAIN (LOSS) <i>continued</i>	<i>Current Period</i>	<i>Year-to-Date</i>
Long Term Gain	\$0.00	\$0.00
Long Term Loss	\$0.00	\$0.00
Disallowed Long Term Loss	\$0.00	\$0.00
TOTAL LONG TERM GAIN (LOSS)	\$0.00	\$0.00

NFS-provided cost basis, realized gain (loss) and holding period information may not reflect all adjustments necessary for your tax reporting purposes. Please refer to Footnotes and Cost Basis Information at the end of this statement for more information.

MESSAGES AND ALERTS

The Coronavirus Aid, Relief, and Economic Security Act or CARES Act, waives required minimum distributions for calendar year 2020. In some cases, the CARES Act also allows for certain coronavirus-related distributions in 2020 for those who meet eligibility requirements. Eligible coronavirus-related distributions are limited to an aggregate of \$100,000 per individual and would not be subject to the usual 10 percent early withdrawal penalty for those under age 59.5. In addition, income tax due on the taxable portion of a qualifying distribution may be spread evenly over 3 years and a qualifying distribution may be repaid to an eligible retirement plan within 3 years. Please discuss options available to you with your financial representative or or tax advisor.

Due to current events, mail may be delayed by circumstances beyond NFSs control. You can always view your statements and other documents online. To learn more about paperless options please contact your Broker-Dealer.

The minimum base rate for the purposes of determining interest to be applied under the terms of the Margin Account Agreement for any credit extended or maintained shall not fall below 0.00 percent for Federal Funds Target and the Overnight Bank Funding rate, 1.75 percent for the Call Money rate and 3.00 percent for the Prime rate. All terms and conditions of the Margin Account Agreement shall continue to apply.

Statement for the Period June 1, 2020 to June 30, 2020

MEDINA CITY SCHOOLS - Corporation

Account Number: [REDACTED]



Holdings

NFS-provided cost basis, realized gain (loss) and holding period information may not reflect all adjustments necessary for tax purposes. Please refer to Footnotes and Cost Basis Information at the end of this statement for more information.

For additional information regarding your holdings, please refer to the footnotes at the end of the statement.

CASH AND CASH EQUIVALENTS - 10.99% of Total Account Value

Description	Symbol/Cusip Account Type	Quantity	Price on 06/30/20	Current Market Value	Estimated Annual Income
Money Markets					
FEDERATED HERMES GOVT OBLIGATIONS IS	GOIXX	1,136,848.68	\$1.00	\$1,136,848.68	
7 DAY YIELD .07%	CASH				
Dividend Option Cash					
Capital Gain Option Cash					
Total Cash and Cash Equivalents				\$1,136,848.68	

Statement for the Period June 1, 2020 to June 30, 2020

MEDINA CITY SCHOOLS - Corporation

Account Number: [REDACTED]



HOLDINGS > FIXED INCOME - 89.01% of Total Account Value

For an explanation of fixed income pricing, please see the last page. Redemption schedule(s), bond rating(s), and other information are provided where available. If information does not appear regarding a particular investment, it is not available. The ratings on this statement are provided by Standard & Poor's and/or Moody's to rate the quality based on the respective rating agency's assessment. Ratings information from Standard & Poor's ("S&P") may not be reproduced. S&P credit ratings are statements of opinion and are not statements of fact or recommendations to purchase, hold, or sell securities, nor do they address the suitability of securities for investment purposes, and should not be relied on as investment advice. S&P does not guarantee the accuracy, completeness, timeliness or availability of any information, including ratings, and is not responsible for errors or omissions (negligent or otherwise). S&P gives no express or implied warranties, including but not limited to any warranties of merchantability or fitness for a particular purpose or use. S&P shall not be liable for any direct, indirect, incidental, exemplary, compensatory, punitive, special or consequential damages, costs, expenses, legal fees, or losses (including lost income or profits and opportunity costs) in connection with any use of ratings.

Description	Symbol/Cusip Account Type	Quantity	Estimated Price on 06/30/20	Estimated Current Market Value	Estimated Annual Income	Original/Adjusted Cost Basis	Unrealized Gain (Loss)
-------------	------------------------------	----------	-----------------------------------	--------------------------------------	----------------------------	---------------------------------	---------------------------

CDs

Certificates of Deposit (CDs), including Market Indexed CDs and Market Linked CDs (collectively, MCDs) are generally shown at estimated market prices based upon a matrix or model pricing method that may not represent the actual price if sold prior to maturity. However, CDs and MCDs may be shown at face value for up to seven calendar days from date of issue if estimated market prices have not been received from a third party pricing vendor. The actual value of CDs and MCDs may be different from their purchase price. CDs and MCDs are subject to interest rate risk. The estimated market price reflected for MCDs may not be based on the actual closing value of the linked market index on the final maturity date and the market value of MCDs may not correspond directly to increases or decreases in the underlying linked market index. You may sell CDs or MCDs in the secondary market subject to market conditions. The secondary market for CDs and MCDs is generally illiquid. If sold prior to maturity, the value of MCDs may be less than the purchase amount or face value. The sale or redemption of any fixed income security prior to maturity may result in a substantial gain or loss, and an early withdrawal penalty may apply. Certain MCDs may only be redeemed on pre-specified liquidation dates and may have call features that allow the issuer to call the MCD prior to maturity. Certain Step Rate CDs are also subject to reinvestment risk if call provisions are exercised by the issuer and if a CD with a comparable rate is not available.

See sales materials or contact your broker/dealer for additional information.

TIAA FSB JACKSONVILLE FLA 1.95000% 11/23/2020 CD FDIC INSURED CPN PMT SEMI-ANNUAL ON MAY 21, NOV 21 Next Interest Payable: 11/21/20 Estimated Yield 1.93% Accrued Interest \$541.03 Average Unit Cost \$1.00 Adjusted Cost Basis	87270LAW3 CASH	247,000	\$1.0074	\$248,827.80	\$4,816.50	\$247,000.00		
						\$247,000.00	D	\$1,827.80
ALLY BK MIDVALE UTAH CD 2.50000% 02/01/2021 FDIC INSURED CPN PMT SEMI-ANNUAL ON AUG 01, FEB 01 Next Interest Payable: 08/01/20 Estimated Yield 2.46% Accrued Interest \$2533.90 Average Unit Cost \$1.00 Adjusted Cost Basis	02007GAU7 CASH	245,000	\$1.01396	\$248,420.20	\$6,125.00	\$245,000.00		
						\$245,000.00	D	\$3,420.20
PRIME ALLIANCE BK UTAH CD 2.30000% 03/15/2021 FDIC INSURED CPN PMT MONTHLY Next Interest Payable: 07/13/20	74160NFW5 CASH	245,000	\$1.01534	\$248,758.30	\$5,635.00	\$245,000.00		

Fifth Third Securities, Inc.

Account carried with National Financial Services LLC, Member
NYSE, SIPC

MN_CEBJPCBPBBKLJZV_BBBBB 20200630

Statement for the Period June 1, 2020 to June 30, 2020

MEDINA CITY SCHOOLS - Corporation

Account Number: [REDACTED]



HOLDINGS > FIXED INCOME *continued*

Description	Symbol/Cusip Account Type	Quantity	Estimated Price on 06/30/20	Estimated Current Market Value	Estimated Annual Income	Original/Adjusted Cost Basis	Unrealized Gain (Loss)
PRIME ALLIANCE BK UTAH CD 2.30000%	74160NFW5	<i>continued</i>					
Estimated Yield 2.26%							
Accrued Interest \$277.89							
Average Unit Cost \$1.00							
Adjusted Cost Basis						\$245,000.00 D	\$3,758.30
CAPITAL ONE BK USA NATL ASSN CD 2.25000%	1404202B5	245,000	\$1.0145	\$248,552.50	\$5,512.50	\$243,858.30	
04/19/2021 FDIC INSURED	CASH						
CPN PMT SEMI-ANNUAL							
ON OCT 19, APR 19							
Next Interest Payable: 10/19/20							
Estimated Yield 2.21%							
Accrued Interest \$1102.50							
Average Unit Cost \$1.00							
Adjusted Cost Basis						\$243,858.30 D	\$4,694.20
THIRD FED SVGS & LN ASSN OF CD 2.50000%	88413QBZ0	245,000	\$1.02131	\$250,220.95	\$6,125.00	\$245,000.00	
05/28/2021 FDIC INSURED	CASH						
CPN PMT SEMI-ANNUAL							
ON AUG 28, FEB 28							
Next Interest Payable: 08/28/20							
Estimated Yield 2.44%							
Accrued Interest \$2080.82							
Average Unit Cost \$1.00							
Adjusted Cost Basis						\$245,000.00 D	\$5,220.95
KS STATEBANK MANHATTAN KS CD 2.50000%	50116CBX6	245,000	\$1.02281	\$250,588.45	\$6,125.00	\$245,000.00	
06/21/2021 FDIC INSURED	CASH						
CPN PMT MONTHLY							
Next Interest Payable: 07/21/20							
Estimated Yield 2.44%							
Accrued Interest \$167.81							
Average Unit Cost \$1.00							
Adjusted Cost Basis						\$245,000.00 D	\$5,588.45
NORTHPOINTE BK GRAND RAPIDS MI CD 2.55000%	666613GN8	245,000	\$1.0251	\$251,149.50	\$6,247.50	\$245,000.00	
07/19/2021 FDIC INSURED	CASH						
CPN PMT MONTHLY							
Next Interest Payable: 07/19/20							
Estimated Yield 2.48%							
Accrued Interest \$205.40							
Average Unit Cost \$1.00							

Fifth Third Securities, Inc.

Account carried with National Financial Services LLC, Member
NYSE, SIPC

MN_CEBJPCBPBBKLJZV_BBBBB 20200630

Statement for the Period June 1, 2020 to June 30, 2020

MEDINA CITY SCHOOLS - Corporation

Account Number: [REDACTED]



Fifth Third
Securities

HOLDINGS > FIXED INCOME *continued*

Description	Symbol/Cusip Account Type	Quantity	Estimated Price on 06/30/20	Estimated Current Market Value	Estimated Annual Income	Original/Adjusted Cost Basis	Unrealized Gain (Loss)
NORTHPOINTE BK GRAND RAPIDS MI CD Adjusted Cost Basis	666613GN8	<i>continued</i>				\$245,000.00 D	\$6,149.50
CELTIC BK SALT LAKE CITY UTAH CD 2.85000% 08/24/2021 FDIC INSURED CPN PMT MONTHLY Next Interest Payable: 07/24/20 Estimated Yield 2.76% Accrued Interest \$133.91 Average Unit Cost \$1.00 Adjusted Cost Basis	15118RPT8 CASH	245,000	\$1.0308	\$252,546.00	\$6,982.50	\$245,000.00 D	\$7,546.00
FIRSTTRUST SVGS BK PA CD 2.55000% 09/13/2021 FDIC INSURED CPN PMT MONTHLY Next Interest Payable: 07/12/20 Estimated Yield 2.47% Accrued Interest \$325.21 Average Unit Cost \$1.00 Adjusted Cost Basis	337630BJ5 CASH	245,000	\$1.02857	\$251,999.65	\$6,247.50	\$245,000.00 D	\$6,999.65
MEDALLION BK UTAH CD 2.45000% 02/16/2022 FDIC INSURED CPN PMT MONTHLY Next Interest Payable: 07/16/20 Estimated Yield 2.36% Accrued Interest \$246.68 Average Unit Cost \$1.00 Adjusted Cost Basis	58404DBD2 CASH	245,000	\$1.03665	\$253,979.25	\$6,002.50	\$245,000.00 D	\$8,979.25
NORTHFIELD BK STATEN ISLAND NY CD 2.45000% 02/22/2022 FDIC INSURED CPN PMT SEMI-ANNUAL ON AUG 21, FEB 21 Next Interest Payable: 08/21/20 Estimated Yield 2.36% Accrued Interest \$2154.32 Average Unit Cost \$1.00 Adjusted Cost Basis	66612ACG1 CASH	245,000	\$1.03706	\$254,079.70	\$6,002.50	\$245,000.00 D	\$9,079.70
WELLS FARGO NATL BK WEST LAS V CD 1.85000% 12/30/2022 FDIC INSURED	949495AF2 CASH	245,000	\$1.03936	\$254,643.20	\$4,532.50	\$245,000.00	

Fifth Third Securities, Inc.

MN_CEBJPCBPBBKLJZV_BBBBB 20200630

Account carried with National Financial Services LLC, Member
NYSE, SIPC

Statement for the Period June 1, 2020 to June 30, 2020

MEDINA CITY SCHOOLS - Corporation

Account Number: [REDACTED]



**Fifth Third
Securities**

HOLDINGS > FIXED INCOME *continued*

Description	Symbol/Cusip Account Type	Quantity	Estimated Price on 06/30/20	Estimated Current Market Value	Estimated Annual Income	Original/Adjusted Cost Basis	Unrealized Gain (Loss)
WELLS FARGO NATL BK WEST LAS V CD CPN PMT MONTHLY Next Interest Payable: 07/30/20 Estimated Yield 1.78% Accrued Interest \$12.42 Average Unit Cost \$1.00 Adjusted Cost Basis	949495AF2	<i>continued</i>				\$245,000.00 D	\$9,643.20
EVERGREEN BK GROUP ILL CD 1.05000% 04/17/2023 FDIC INSURED CPN PMT MONTHLY Next Interest Payable: 07/15/20 Estimated Yield 1.02% Accrued Interest \$105.86 Average Unit Cost \$1.00 Adjusted Cost Basis	300185JK2 CASH	230,000	\$1.0208	\$234,784.00	\$2,415.00	\$230,000.00 D	\$4,784.00
FIRST SOURCE BK SOUTH BEND IND CD 1.35000% 08/03/2023 FDIC INSURED CPN PMT MONTHLY Next Interest Payable: 07/03/20 Estimated Yield 1.30% Accrued Interest \$224.73 Average Unit Cost \$1.00 Adjusted Cost Basis	33646CMB7 CASH	217,000	\$1.03111	\$223,750.87	\$2,929.50	\$217,000.00 D	\$6,750.87
CFBANK FAIRLAWN OHIO CD 2.80000% 03/15/2024 FDIC INSURED CPN PMT MONTHLY Next Interest Payable: 07/15/20 Estimated Yield 2.57% Accrued Interest \$288.44 Average Unit Cost \$1.00 Adjusted Cost Basis	15721UCY3 CASH	235,000	\$1.08758	\$255,581.30	\$6,580.00	\$235,000.00 D	\$20,581.30
FIRST & FMRS BK PORTLAND ND CD 2.40000% 05/30/2024 FDIC INSURED CPN PMT MONTHLY Next Interest Payable: 07/30/20 Estimated Yield 2.23% Accrued Interest \$16.11 Average Unit Cost \$1.00	31860PAL2 CASH	245,000	\$1.07587	\$263,588.15	\$5,880.00	\$245,000.00	

Fifth Third Securities, Inc.

MN _CEBJPCBPBBKLJZV_BBBBB 20200630

Account carried with National Financial Services LLC, Member
NYSE, SIPC

Statement for the Period June 1, 2020 to June 30, 2020

MEDINA CITY SCHOOLS - Corporation
Account Number: [REDACTED]



HOLDINGS > FIXED INCOME *continued*

Description	Symbol/Cusip Account Type	Quantity	Estimated Price on 06/30/20	Estimated Current Market Value	Estimated Annual Income	Original/Adjusted Cost Basis	Unrealized Gain (Loss)
FIRST & FMRS BK PORTLAND ND CD 2.40000%	31860PAL2	<i>continued</i>					
Adjusted Cost Basis						\$245,000.00 D	\$18,588.15
STATE BK REESEVILLE WIS CD 2.25000%	856487AX1	240,000	\$1.07095	\$257,028.00	\$5,400.00	\$240,000.00	
06/28/2024 FDIC INSURED	CASH						
CPN PMT MONTHLY							
Next Interest Payable: 07/28/20							
Estimated Yield 2.10%							
Accrued Interest \$44.38							
Average Unit Cost \$1.00							
Adjusted Cost Basis						\$240,000.00 D	\$17,028.00
POPPY BK SANTA ROSA CALIF CD 1.95000%	73319FAA7	245,000	\$1.00258	\$245,632.10	\$4,777.50	\$245,000.00	
08/21/2024 FDIC INSURED	CASH						
CPN PMT MONTHLY							
Next Interest Payable: 07/21/20							
CALLABLE ON 08/21/2020 @ 100.0000							
Estimated Yield 1.94%							
Accrued Interest \$130.89							
Average Unit Cost \$1.00							
Adjusted Cost Basis						\$245,000.00 D	\$632.10
RAYMOND JAMES BK NATL ASSN CD 2.00000%	75472RAE1	245,000	\$1.06192	\$260,170.40	\$4,900.00	\$245,000.00	
08/23/2024 FDIC INSURED	CASH						
CPN PMT SEMI-ANNUAL							
ON FEB 23, AUG 23							
Next Interest Payable: 08/23/20							
Estimated Yield 1.88%							
Accrued Interest \$1731.78							
Average Unit Cost \$1.00							
Adjusted Cost Basis						\$245,000.00 D	\$15,170.40
CONGRESSIONAL BK POTOMAC MD CD 1.75000%	20726ABK3	245,000	\$1.00263	\$245,644.35	\$4,287.50	\$245,000.00	
02/28/2025 FDIC INSURED	CASH						
CPN PMT MONTHLY							
Next Interest Payable: 07/28/20							
CALLABLE ON 08/28/2020 @ 100.0000							
Estimated Yield 1.74%							
Accrued Interest \$35.24							
Average Unit Cost \$1.00							

Fifth Third Securities, Inc.

Account carried with National Financial Services LLC, Member
NYSE, SIPC

MN_CEBJPCBPBBKIJZV_BBBBB 20200630

Statement for the Period June 1, 2020 to June 30, 2020

MEDINA CITY SCHOOLS - Corporation
Account Number: [REDACTED]



HOLDINGS > FIXED INCOME *continued*

Description	Symbol/Cusip Account Type	Quantity	Estimated Price on 06/30/20	Estimated Current Market Value	Estimated Annual Income	Original/Adjusted Cost Basis	Unrealized Gain (Loss)
CONGRESSIONAL BK POTOMAC MD CD 1.75000% 20726ABK3 <i>continued</i>							
Adjusted Cost Basis						\$245,000.00 D	\$644.35
Total CDs		4,844,000		\$4,999,944.67	\$107,523.50	\$4,842,858.30	\$157,086.37
Municipal Bonds							
WAYNE CNTY OHIO GO LTD TAX BANS	945880ET5	1,000,000	\$100.965	\$1,009,650.00		\$1,009,440.00	\$210.00
01.50000% 06/03/2021 LIMITED GEN OBLIG BANK QUALIFIED CPN PMT @ MATURITY ON JUN 03 1ST CPN DTE 06/03/2021 Accrued Interest \$1125.00 Average Unit Cost \$100.94							
WASHINGTON OHIO LOC SCH DIST LUCAS CNTY	939483FL2	740,000	\$106.479	\$787,944.60	\$37,000.00	\$776,186.00	
05.00000% 12/01/2021 FACS CONSTR IMPT GO UNLTD TAX BDS SER. 2020 A OH SCH DST CR ENH PG UNLIMITED GEN OBLIG MOODY'S Aa2 CPN PMT SEMI-ANNUAL ON DEC 01, JUN 01 1ST CPN DTE 12/01/2020 Next Interest Payable: 12/01/20 Accrued Interest \$9352.78 Average Unit Cost \$104.16 Adjusted Cost Basis							
						\$770,766.98 D	\$17,177.62
WASHINGTON OHIO LOC SCH DIST LUCAS CNTY	939483FM0	775,000	\$110.733	\$858,180.75	\$38,750.00	\$835,054.75	
05.00000% 12/01/2022 FACS CONSTR IMPT GO UNLTD TAX BDS SER. 2020 A OH SCH DST CR ENH PG UNLIMITED GEN OBLIG MOODY'S Aa2 CPN PMT SEMI-ANNUAL ON DEC 01, JUN 01 1ST CPN DTE 12/01/2020 Next Interest Payable: 12/01/20 Accrued Interest \$9795.14 Average Unit Cost \$107.03							

Fifth Third Securities, Inc.

Account carried with National Financial Services LLC, Member
NYSE, SIPC

MN_CEBJPCBPBBKLJZV_BBBBB 20200630

Statement for the Period June 1, 2020 to June 30, 2020

MEDINA CITY SCHOOLS - Corporation

Account Number: [REDACTED]



HOLDINGS > FIXED INCOME *continued*

Description	Symbol/Cusip Account Type	Quantity	Estimated Price on 06/30/20	Estimated Current Market Value	Estimated Annual Income	Original/Adjusted Cost Basis	Unrealized Gain (Loss)
WASHINGTON OHIO LOC SCH DIST LUCAS CNTY	939483FM0	continued					
Adjusted Cost Basis						\$829,487.84 D	\$28,692.91
Total Municipal Bonds		2,515,000		\$2,655,775.35	\$75,750.00	\$2,609,694.82	\$46,080.53
U.S. Treasury / Agency Securities							
FEDERAL FARM CR BKS BOND 1.89000%	3133ELBF0	650,000	\$100.60	\$653,900.00	\$12,285.00	\$650,000.00	
11/27/2024	CASH						
MOODY'S Aaa /S&P AA+							
CPN PMT SEMI-ANNUAL							
ON MAY 27, NOV 27							
Next Interest Payable: 11/27/20							
CONTINUOUSLY CALLABLE FROM 11/27/2020							
CALLABLE ON 11/27/2020 @ 100.0000							
Accrued Interest \$1160.25							
Average Unit Cost \$100.00							
Adjusted Cost Basis						\$650,000.00 D	\$3,900.00
FEDERAL HOME LN MTG CORP MTN 1.85000%	3134GUV49	900,000	\$100.056	\$900,504.00	\$16,650.00	\$900,000.00	
01/15/2025	CASH						
MOODY'S Aaa							
CPN PMT SEMI-ANNUAL							
ON JUL 15, JAN 15							
1ST CPN DTE 07/15/2020							
Next Interest Payable: 07/15/20							
CALLABLE ON 07/15/2020 @ 100.0000							
Accrued Interest \$7631.25							
Average Unit Cost \$100.00							
Adjusted Cost Basis						\$900,000.00 D	\$504.00
Total U.S. Treasury / Agency Securities		1,550,000		\$1,554,404.00	\$28,935.00	\$1,550,000.00	\$4,404.00
Total Fixed Income		8,909,000		\$9,210,124.02	\$212,208.50	\$9,002,553.12	\$207,570.90
Total Securities				\$9,210,124.02	\$212,208.50	\$9,002,553.12	\$207,570.90
TOTAL PORTFOLIO VALUE				\$10,346,972.70	\$212,208.50	\$9,002,553.12	\$207,570.90

Fifth Third Securities, Inc.

MN_CEBJPCBPBBKLJZV_BBBBB 20200630

Account carried with National Financial Services LLC, Member
NYSE, SIPC

Statement for the Period June 1, 2020 to June 30, 2020

MEDINA CITY SCHOOLS - Corporation

Account Number: [REDACTED]



Activity

NFS-provided cost basis, realized gain (loss) and holding period information may not reflect all adjustments necessary for tax purposes. Please refer to Footnotes and Cost Basis Information at the end of this statement for more information.

PURCHASES, SALES, AND REDEMPTIONS

Settlement Date	Account Type	Transaction	Description	Quantity	Amount	Total Cost Basis	Realized Gain (Loss)
Securities Purchased							
06/03/20	CASH	YOU BOUGHT	WAYNE CNTY OHIO GO LTD TAX BANS 01.50000% 06/03/2021 PROSPECTUS UNDER SEPARATE COVER SOLICITED ORDER @ 100.944	1,000,000	(\$1,009,440.00)	\$1,009,440.00	
Total Securities Purchased					(\$1,009,440.00)		
Securities Sold							
06/02/20	CASH	YOU SOLD	FEDERATED TREASURY OBLIGATIONS IS TOIXX TO GOIXX	(1,657,267.99)	\$1,657,267.99		
Total Securities Sold					\$1,657,267.99		
Redemptions							
06/16/20	CASH	REDEEMED	GRANT CNTY BK ULYSSES KANS CD 1.95000% 10/16/2024 FULL CALL PAYOUT #REOR R0062668000000 Adjusted Cost Basis	(245,000)	\$245,000.00	\$245,000.00	
						\$245,000.00	D
06/29/20	CASH	REDEEMED	CRESKOM BK MYRTLE BEACH S C CD 1.75000% 02/28/2025 FULL CALL PAYOUT #REOR R0062718080000 Adjusted Cost Basis	(245,000)	\$245,000.00	\$245,000.00	
						\$245,000.00	D
Total Redemptions					\$490,000.00		

Fifth Third Securities, Inc.

MN _CEBJPCBPBBKLJZV_BBBBB 20200630

Account carried with National Financial Services LLC, Member
NYSE, SIPC

Statement for the Period June 1, 2020 to June 30, 2020

MEDINA CITY SCHOOLS - Corporation

Account Number: [REDACTED]



ACTIVITY > CORE FUND ACTIVITY

For more information about the operation of your core account, please refer to your Customer Agreement.

Settlement Date	Account Type	Transaction	Description	Quantity	Amount
06/01/20	CASH	YOU BOUGHT	FEDERATED TREASURY OBLIGATIONS IS @ 1	979.31	(\$979.31)
06/02/20	CASH	YOU BOUGHT	FEDERATED GOVT OBLIGATIONS IS GOIXX IS LIQUID	1,657,267.99	(\$1,657,267.99)
06/03/20	CASH	YOU SOLD	FEDERATED GOVT OBLIGATIONS IS @ 1	(1,009,440)	\$1,009,440.00
06/12/20	CASH	YOU BOUGHT	FEDERATED GOVT OBLIGATIONS IS @ 1	530.61	(\$530.61)
06/15/20	CASH	YOU BOUGHT	FEDERATED GOVT OBLIGATIONS IS @ 1	1,242.55	(\$1,242.55)
06/16/20	CASH	YOU BOUGHT	FEDERATED GOVT OBLIGATIONS IS @ 1	245,915.56	(\$245,915.56)
06/19/20	CASH	YOU BOUGHT	FEDERATED GOVT OBLIGATIONS IS @ 1	530.61	(\$530.61)
06/22/20	CASH	YOU BOUGHT	FEDERATED GOVT OBLIGATIONS IS @ 1	925.97	(\$925.97)
06/24/20	CASH	YOU BOUGHT	FEDERATED GOVT OBLIGATIONS IS @ 1	593.03	(\$593.03)
06/29/20	CASH	YOU BOUGHT	FEDERATED HERMES GOVT OBLIGATIONS IS @ 1	246,186.91	(\$246,186.91)
06/30/20	CASH	YOU SOLD	FEDERATED HERMES GOVT OBLIGATIONS IS @ 1	(6,904.55)	\$6,904.55
TOTAL CORE FUND ACTIVITY					(\$1,137,827.99)

Fifth Third Securities, Inc.

MN_CEBJPCBPBBKLJZV_BBBBB 20200630

Account carried with National Financial Services LLC, Member NYSE, SIPC

Statement for the Period June 1, 2020 to June 30, 2020

MEDINA CITY SCHOOLS - Corporation

Account Number: [REDACTED]



**Fifth Third
Securities**

ACTIVITY > ADDITIONS AND WITHDRAWALS > OTHER ADDITIONS AND WITHDRAWALS

Date	Account Type	Transaction	Description	Quantity	Amount
Other Additions and Withdrawals					
06/30/20	CASH	WIRE TRANS TO BANK	WD61047151 THE HUNTINGTON NATIONAL BANK [REDACTED]		(\$7,788.90)
Total Other Additions and Withdrawals					(\$7,788.90)
TOTAL ADDITIONS AND WITHDRAWALS					(\$7,788.90)

ACTIVITY > INCOME > TAXABLE INCOME

Settlement Date	Account Type	Transaction	Description	Quantity	Amount
Taxable Dividends					
05/29/20	CASH	DIVIDEND RECEIVED	FEDERATED TREASURY OBLIGATIONS IS DIVIDEND RECEIVED		\$123.49
Total Taxable Dividends					\$123.49
Taxable Interest					
05/30/20	CASH	INTEREST	FIRST & FMRS BK PORTLAND ND CD 2.40000% 05/30/2024		\$483.29
05/30/20	CASH	INTEREST	WELLS FARGO NATL BK WEST LAS V CD 1.85000% 12/30/2022		\$372.53
06/12/20	CASH	INTEREST	FIRSTTRUST SVGS BK PA CD 2.55000% 09/13/2021		\$530.61
06/13/20	CASH	INTEREST	PRIME ALLIANCE BK UTAH CD 2.30000% 03/15/2021		\$478.59
06/15/20	CASH	INTEREST	CFBANK FAIRLAWN OHIO CD 2.80000% 03/15/2024		\$558.85
06/15/20	CASH	INTEREST	EVERGREEN BK GROUP ILL CD 1.05000% 04/17/2023		\$205.11
06/16/20	CASH	INTEREST	GRANT CNTY BK ULYSSES KANS CD 1.95000% 10/16/2024		\$405.76

Fifth Third Securities, Inc.

MN_CEBJPCBPBBKIJZV_BBBBBB 20200630

Account carried with National Financial Services LLC. Member
NYSE, SIPC

Statement for the Period June 1, 2020 to June 30, 2020

MEDINA CITY SCHOOLS - Corporation

Account Number: [REDACTED]



ACTIVITY> INCOME > TAXABLE INCOME *continued*

Settlement Date	Account Type	Transaction	Description	Quantity	Amount
06/16/20	CASH	INTEREST	MEDALLION BK UTAH CD 2.45000% 02/16/2022		\$509.80
06/19/20	CASH	INTEREST	NORTHPOINTE BK GRAND RAPIDS MI CD 2.55000% 07/19/2021		\$530.61
06/21/20	CASH	INTEREST	KS STATEBANK MANHATTAN KS CD 2.50000% 06/21/2021		\$520.21
06/21/20	CASH	INTEREST	POPPY BK SANTA ROSA CALIF CD 1.95000% 08/21/2024		\$405.76
06/24/20	CASH	INTEREST	CELTIC BK SALT LAKE CITY UTAH CD 2.85000% 08/24/2021		\$593.03
06/28/20	CASH	INTEREST	CONGRESSIONAL BK POTOMAC MD CD 1.75000% 02/28/2025		\$364.14
06/28/20	CASH	INTEREST	CRESKOM BK MYRTLE BEACH S C CD 1.75000% 02/28/2025		\$364.14
06/28/20	CASH	INTEREST	STATE BK REESEVILLE WIS CD 2.25000% 06/28/2024		\$458.63
06/30/20	CASH	INTEREST	FIRST & FMRS BK PORTLAND ND CD 2.40000% 05/30/2024		\$499.40
06/30/20	CASH	INTEREST	WELLS FARGO NATL BK WEST LAS V CD 1.85000% 12/30/2022		\$384.95
Total Taxable Interest					\$7,665.41
Total Taxable Income					\$7,788.90
TOTAL INCOME					\$7,788.90

Fifth Third Securities, Inc.

MN _CEBJPCBPBBKJZV_BBBBB 20200630

Account carried with National Financial Services LLC, Member
NYSE, SIPC

Brokerage

Account Statement

June 1, 2020 - June 30, 2020

Account Number: [REDACTED]

MEDINA CITY SCHOOLS
739 WEYMOUTH RD
MEDINA OH 44256-2037

Portfolio at a Glance

	This Period
BEGINNING ACCOUNT VALUE	\$16,277,166.43
Deposits (Cash & Securities)	1,236,000.00
Withdrawals (Cash & Securities)	-2,245,095.67
Dividends, Interest and Other Income	27,663.98
Net Change in Portfolio¹	-11,320.26
ENDING ACCOUNT VALUE	\$15,284,414.48
Estimated Annual Income	\$273,707.50

¹ Net Change in Portfolio is the difference between the ending account value and beginning account value after activity.

Asset Summary

Percent	Asset Type	Last Period	This Period
1%	Cash, Money Funds, and Bank Deposits	1,051.36	7,619.67
99%	Fixed Income	16,276,115.07	15,276,794.81
100%	Account Total	\$16,277,166.43	\$15,284,414.48

Please review your allocation periodically with your Account Executive.

Client Service Information

Your Account Executive: ATT
ANDREW CARDINALI

Contact Information

E-Mail Address:
customerservice@mbssecurities.com

Client Service Information

Service Hours: Weekdays 09:00 a.m. - 05:00 p.m. (EST)
Client Service Telephone Number: (800) 967-9045
Web Site: WWW.MBSSECURITIES.COM



Your Account Information

INVESTMENT OBJECTIVE

Investment Objective: NONE SPECIFIED

Please discuss your investment objective with your Account Executive.

TAX LOT DEFAULT DISPOSITION METHOD

Default Method for Mutual Funds: First In First Out

Default Method for Stocks in a Dividend Reinvestment Plan: First In First Out

Default Method for all Other Securities: First In First Out

BOND AMORTIZATION ELECTIONS

Amortize premium on taxable bonds based on Constant Yield Method: Yes

Accrual market discount method for all other bond types: Constant Yield Method

Include market discount in income annually: No

ELECTRONIC DELIVERY

Your electronic delivery selections for account communications are listed below:

Electronic Delivery

Enrollment	Communication
------------	---------------

- | | |
|-------------------------------------|----------------------------------|
| <input checked="" type="checkbox"/> | Statements and Reports |
| <input checked="" type="checkbox"/> | Trade Confirmations |
| <input checked="" type="checkbox"/> | Tax Documents |
| <input checked="" type="checkbox"/> | Notifications |
| <input checked="" type="checkbox"/> | Prospectus |
| <input checked="" type="checkbox"/> | Proxy/Shareholder Communications |

You have not enrolled any of the above documents for electronic delivery. Please log in to your account or contact your Account Executive to make any changes to your electronic delivery preferences.

Income and Expense Summary

	Current Period		Year-to-Date	
	Taxable	Non Taxable	Taxable	Non Taxable
Interest Income				
Other Interest	27,663.98	0.00	169,069.70	0.00
Total Income	\$27,663.98	\$0.00	\$169,069.70	\$0.00

Accrued Interest Summary

	Current Period		Year-to-Date	
	Taxable	Non Taxable	Taxable	Non Taxable
Accrued Interest Paid				
Certificates of Deposit	0.00	0.00	-43.62	0.00
Total Accrued Interest Paid	\$0.00	\$0.00	-\$43.62	\$0.00



**MBS MULTI-BANK SECURITIES, INC.***

1000 Town Center, Suite 2500
Southfield, MI 48075
(800) 967-9045

Member of FINRA & SIPC; MSRB Registered.

June 1, 2020 - June 30, 2020
MEDINA CITY SCHOOLS

Portfolio Holdings

Description	Quantity	Opening Balance	Closing Balance	Accrued Income	30-Day Yield
CASH, MONEY FUNDS AND BANK DEPOSITS 1.00% of Portfolio					
Cash Balance		1,051.36	7,619.67		
TOTAL CASH, MONEY FUNDS AND BANK DEPOSITS		\$1,051.36	\$7,619.67	\$0.00	

Description	Quantity	Market Price	Market Value	Accrued Interest	Estimated Annual Income	Estimated Yield
FIXED INCOME 99.00% of Portfolio (In Maturity Date Sequence)						
Certificates of Deposit						
*FIRST REP BK SAN FRANCISCO CALIF NEW CTF DEP 2.750% 07/27/20 DTD 07/27/18 ACT/365 Security Identifier: 33616CAZ3	246,000.000	100.1980	246,487.08	2,872.81	6,765.00	2.74%
MORGAN STANLEY BK N A SALT LAKE CITY UTAH CTF DEP 2.750% 08/03/20 DTD 08/02/18 ACT/365 Security Identifier: 61747M4K4	248,000.000	100.2490	248,617.52	2,784.05	6,820.00	2.74%
BANK AMER NA CHARLOTTE NC CTF DEP 2.750% 08/17/20 DTD 08/15/18 ACT/365 1ST CPN DTE 02/15/19 Security Identifier: 06051VB70	246,000.000	100.3520	246,865.92	2,520.66	6,765.00	2.74%
ORIENTAL BK BROKERED INSTL CTF DEP 2.800% 09/14/20 DTD 09/12/18 ACT/365 1ST CPN DTE 03/12/19 Security Identifier: 68621KCC3	246,000.000	100.5670	247,394.82	2,075.84	6,888.00	2.78%
CONNECTONE BK ENGLEWOOD CLIFFS N J CTF DEP 2.800% 09/18/20 DTD 09/19/18 ACT/365 Security Identifier: 20786ACJ2	248,000.000	100.5890	249,460.72	209.27	6,944.00	2.78%
BARCLAYS BK DEL RETAIL CTF DEP 3A2 INSTL CTF DEP 1.950% 09/21/20 DTD 09/20/17 ACT/365 Security Identifier: 06740KKU0	247,000.000	100.4220	248,042.34	1,345.98	4,816.50	1.94%
MAIN STR BK BINGHAM FARMS MI CTF DEP 2.900% 10/05/20 DTD 10/04/18 ACT/365 1ST CPN DTE 11/04/18 Security Identifier: 56035BBN5	248,000.000	100.7330	249,817.84	512.31	7,192.00	2.87%
WEX BK MIDVALE UTAH CTF DEP 2.000% 10/19/20 DTD 10/18/17 ACT/365 1ST CPN DTE 04/18/18 Security Identifier: 92937CGB8	247,000.000	100.5780	248,427.66	988.00	4,940.00	1.98%
GOLDMAN SACHS BK USA NEW YORK CTF DEP 2.050% 11/23/20 DTD 11/22/17 ACT/365 1ST CPN DTE 05/22/18 Security Identifier: 38148PTD9	247,000.000	100.7810	248,929.07	541.03	5,063.50	2.03%



Portfolio Holdings (continued)

Description	Quantity	Market Price	Market Value	Accrued Interest	Estimated Annual Income	Estimated Yield
FIXED INCOME (continued)						
Certificates of Deposit (continued)						
MERCANTIL BK NATL ASSN CORAL GABLES FLA CTF DEP 2.200% 12/29/20 DTD 12/29/17 ACT/365 Security Identifier: 58733AES4	248,000.000	101.0310	250,556.88	14.95	5,456.00	2.17%
DISCOVER BK GREENWOOD DEL CTF DEP 2.500% 02/01/21 DTD 01/31/18 ACT/365 Security Identifier: 254673LX2	246,000.000	101.3960	249,434.16	2,544.25	6,150.00	2.46%
FIRST NATL BK MCGREGOR TEX CTF DEP 2.650% 02/01/21 DTD 01/31/19 ACT/365 1ST CPN DTE 02/28/19 Security Identifier: 32112UCU3	245,000.000	101.4840	248,635.80	0.00	6,492.50	2.61%
CAPITAL BK N A ROCKVILLE MD CTF DEP 2.600% 03/12/21 DTD 03/13/19 ACT/365 1ST CPN DTE 04/13/19 Security Identifier: 139805AQ8	248,000.000	101.7130	252,248.24	300.32	6,448.00	2.55%
CITIBANK NATL ASSN SIOUX FALLS S D CTF DEP 2.700% 03/29/21 DTD 03/29/18 ACT/365 Security Identifier: 17312QH77	246,000.000	101.9290	250,745.34	1,692.35	6,642.00	2.64%
SYNCHRONY BK RETAIL CTF DEP FIDELITY INSTL CTF DEP 2.700% 04/13/21 DTD 04/13/18 ACT/365 Security Identifier: 87165FUN2	246,000.000	102.0260	250,983.96	1,419.39	6,642.00	2.64%
TOWNEBANK PORTSMOUTH VA CTF DEP 2.800% 04/30/21 DTD 04/30/18 ACT/365 1ST CPN DTE 10/30/18 Security Identifier: 89214PBL2	246,000.000	102.2260	251,475.96	1,151.15	6,888.00	2.73%
FEDERAL SVGS BK CHICAGO IL CTF DEP 2.500% 05/28/21 DTD 05/30/19 ACT/365 1ST CPN DTE 06/30/19 Security Identifier: 313812DA4	248,000.000	102.1450	253,319.60	0.00	6,200.00	2.44%
CTBC BK CORP USA LOS ANGELES CALIF CTF DEP 3.000% 06/15/21 DTD 06/15/18 ACT/365 Security Identifier: 12651HAB5	246,000.000	102.7450	252,752.70	303.29	7,380.00	2.91%
HERITAGE BK HOPKINSVILLE KY CTF DEP 3.000% 06/21/21 DTD 06/19/18 ACT/365 Security Identifier: 42724JEG6	248,000.000	102.7680	254,864.64	224.22	7,440.00	2.91%
CHIPPEWA VY BK WINTER WIS CTF DEP 3.000% 07/06/21 DTD 07/06/18 ACT/365 1ST CPN DTE 08/06/18 Security Identifier: 169894AP7	248,000.000	102.8830	255,149.84	489.21	7,440.00	2.91%
BMW BK NORTH AMER SALT LAKE CITY UTAH CTF DEP 3.000% 07/13/21 DTD 07/13/18 ACT/365 Security Identifier: 05580ANK6	246,000.000	102.9360	253,222.56	3,417.04	7,380.00	2.91%
MORGAN STANLEY PRIVATE BK NATL ASSN PUR N Y CTF DEP 2.100% 08/09/21 DTD 08/08/19 ACT/365 Security Identifier: 61760AS83	248,000.000	102.1450	253,319.60	2,040.39	5,208.00	2.05%



June 1, 2020 - June 30, 2020
MEDINA CITY SCHOOLS

Portfolio Holdings (continued)

Description	Quantity	Market Price	Market Value	Accrued Interest	Estimated Annual Income	Estimated Yield
FIXED INCOME (continued)						
Certificates of Deposit (continued)						
MAIN STR BK CORP WHEELING WV CTF DEP 2.950% 02/01/22 DTD 02/01/19 ACT/365 1ST CPN DTE 05/01/19 Security Identifier: 56034WAS0	248,000.000	104.3740	258,847.52	1,202.63	7,316.00	2.82%
UBS BK USA SALT LAKE CITY UT CTF DEP 1.000% 03/11/22 B/E DTD 03/11/20 ACT/365 1ST CPN DTE 04/11/20 Security Identifier: 90348JSW1	248,000.000	101.3590	251,370.32	129.10	2,480.00	0.98%
PINNACLE BK NASHVILLE TENN CTF DEP ACT/365 1.000% 05/06/22 B/E DTD 05/06/20 ACT/365 Security Identifier: 72345SKR1	248,000.000	101.4720	251,650.56	373.70	2,480.00	0.98%
DELTA NATL BK & TR CO NEW YORK NY CTF DEP 1.100% 08/03/22 B/E DTD 03/30/20 ACT/365 Security Identifier: 24773RBM6	91,000.000	101.8360	92,670.76	252.31	1,001.00	1.08%
CAPITAL ONE NATL ASSN MCLEAN VA CTF DEP 2.050% 08/15/22 DTD 08/14/19 ACT/365 Security Identifier: 14042RMX6	248,000.000	103.8650	257,585.20	1,908.24	5,084.00	1.97%
LAKELAND BK NFDL N J CTF DEP 1.100% 09/30/22 B/E DTD 03/30/20 ACT/365 1ST CPN DTE 09/30/20 Security Identifier: 511640AX2	248,000.000	101.9280	252,781.44	687.61	2,728.00	1.07%
SYNOVUS BK COLUMBUS GA CTF DEP 1.400% 10/17/22 B/E DTD 04/17/20 ACT/365 1ST CPN DTE 10/17/20 Security Identifier: 87164DRV4	248,000.000	102.6450	254,559.60	703.91	3,472.00	1.36%
SALLIE MAE BK SALT LAKE CITY UT CTF DEP 2.650% 01/31/23 DTD 01/31/18 ACT/365 1ST CPN DTE 07/31/18 Security Identifier: 795450J71	246,000.000	106.1030	261,013.38	2,696.90	6,519.00	2.49%
ENVISION BK RANDOLPH MASS CTF DEP 1.650% 02/14/23 DTD 02/14/20 ACT/365 CALLABLE 07/14/20 Security Identifier: 29415LBQ3	248,000.000	100.1820	248,451.36	1,535.90	4,092.00	1.64%
EAGLEBANK BETHESDA MD CTF DEP 1.650% 03/06/23 DTD 03/06/20 ACT/365 1ST CPN DTE 04/06/20 Security Identifier: 27002YEV4	248,000.000	103.6340	257,012.32	269.06	4,092.00	1.59%
LIVE OAK BKG CO WILMINGTON N C CTF DEP 1.550% 03/06/23 DTD 03/06/20 ACT/365 Security Identifier: 538036J28	100,000.000	103.3660	103,366.00	123.15	1,550.00	1.49%

Portfolio Holdings (continued)

Description	Quantity	Market Price	Market Value	Accrued Interest	Estimated Annual Income	Estimated Yield
FIXED INCOME (continued)						
Certificates of Deposit (continued)						
FLORIDA CAP BK NATL ASSN JACKSONVILLE FLA CTF DEP 1.150% 03/27/23 B/E DTD 03/26/20 ACT/365 Security Identifier: 340569GV8	248,000.000	102.3290	253,775.92	23.44	2,852.00	1.12%
AMERICAN EXPRESS NATL BK BROKERED INTL CTF DEP PROGRAM INSTL CTF DEP 1.450% 03/31/23 B/E DTD 03/31/20 Security Identifier: 02589AB50	248,000.000	103.1590	255,834.32	896.54	3,596.00	1.40%
BANK LEUMI USA NEW YORK N Y CTF DEP 1.450% 03/31/23 B/E DTD 03/31/20 ACT/365 1ST CPN DTE 09/30/20 Security Identifier: 063248KR8	248,000.000	103.1590	255,834.32	896.54	3,596.00	1.40%
NORTHSTAR BK BAD AXE MICH CTF DEP 1.150% 03/31/23 B/E DTD 03/31/20 ACT/365 1ST CPN DTE 04/30/20 Security Identifier: 66704MEQ0	248,000.000	102.3350	253,790.80	476.64	2,852.00	1.12%
FIRST NATL BK OF MICH KALAMAZOO CTF DEP 1.250% 04/10/23 B/E DTD 04/09/20 ACT/365 Security Identifier: 32114VBZ9	247,000.000	100.8610	249,126.67	177.64	3,087.50	1.23%
FIRST FINL NORTHWEST BK RENTON WASH CTF DEP 1.350% 04/17/23 B/E DTD 04/15/20 ACT/365 Security Identifier: 32022MBV9	248,000.000	100.0520	248,128.96	137.59	3,348.00	1.34%
BMO HARRIS BK NATL ASSN CHICAGO ILL CTF DEP 0.600% 06/26/23 B/E DTD 06/26/20 ACT/365 Security Identifier: 05600XAA8	246,000.000	100.1150	246,282.90	16.18	1,476.00	0.59%
INVESTORS CMNTY BK MANITOWOC WIS CTF DEP 0.400% 06/26/23 B/E DTD 06/24/20 ACT/365 Security Identifier: 46147UUC2	246,000.000	100.0670	246,164.82	16.18	984.00	0.39%
GREAT SOUTHN BK REEDS SPRINGS MO CTF DEP 1.700% 08/21/23 DTD 02/21/20 ACT/365 Security Identifier: 39120VSS4	248,000.000	100.2250	248,558.00	103.96	4,216.00	1.69%
LIVE OAK BKG CO WILMINGTON N C CTF DEP 1.600% 09/06/23 DTD 03/06/20 ACT/365 Security Identifier: 538036KB9	147,000.000	103.9550	152,813.85	186.87	2,352.00	1.53%
NICOLET NATL BK GREENBAY WIS CTF DEP ACT/365 1.100% 09/27/23 B/E DTD 03/27/20 ACT/365 Security Identifier: 654062JG4	248,000.000	100.7270	249,802.96	22.42	2,728.00	1.09%
BANKWEST INC PIERRE S D CTF DEP 1.250% 10/24/23 B/E DTD 04/24/20 ACT/365 1ST CPN DTE 05/15/20 Security Identifier: 06652CHH7	248,000.000	102.9070	255,209.36	127.40	3,100.00	1.21%
DELTA NATL BK & TR CO NEW YORK NY CTF DEP 1.200% 03/04/24 B/E DTD 03/31/20 ACT/365 Security Identifier: 24773RBN4	141,000.000	102.8690	145,045.29	421.84	1,692.00	1.16%



June 1, 2020 - June 30, 2020
MEDINA CITY SCHOOLS

Portfolio Holdings (continued)

Description	Quantity	Market Price	Market Value	Accrued Interest	Estimated Annual Income	Estimated Yield
FIXED INCOME (continued)						
Certificates of Deposit (continued)						
PREFERRED BK LOS ANGELES CALIF CTF DEP 1.100% 03/27/24 DTD 03/27/20 ACT/365 Security Identifier: 740367KG1	227,000.000	102.5100	232,697.70	20.52	2,497.00	1.07%
PACIFIC WESTN BK BEVERLY HILLS CALIF CTF DEP 1.300% 04/16/24 B/E DTD 04/16/20 ACT/365 Security Identifier: 69506YRH4	248,000.000	103.2720	256,114.56	662.47	3,224.00	1.25%
CENTERSTATE BK FLA NA WINTERHAVEN FL CTF DEP 1.050% 04/30/24 B/E DTD 04/30/20 ACT/365 Security Identifier: 15201QDH7	248,000.000	102.3350	253,790.80	435.19	2,604.00	1.02%
TEXAS EXCHANGE BK SSB CROWLEY CTF DEP 0.850% 05/20/24 B/E DTD 05/20/20 ACT/365 CALLABLE 08/20/20 Security Identifier: 88241THF0	248,000.000	100.1040	248,257.92	57.75	2,108.00	0.84%
LINCOLN SVGS BK REINBECK IOWA CTF DEP CT/365 0.600% 06/24/24 B/E DTD 06/24/20 ACT/365 Security Identifier: 534732AV4	248,000.000	100.1140	248,282.72	24.46	1,488.00	0.59%
FIRST KEYSTONE CMNTY BK BERWICK PA CTF DEP CT/365 0.600% 06/28/24 B/E DTD 06/30/20 ACT/365 Security Identifier: 32065RAK1	248,000.000	100.1230	248,305.04	0.00	1,488.00	0.59%
STATE BK INDIA CHICAGO ILL CTF DEP 2.650% 07/12/24 DTD 07/12/19 ACT/365 CALLABLE 07/12/20 Security Identifier: 856283J64	246,000.000	100.0920	246,226.32	3,036.25	6,519.00	2.64%
COMMERCE BK GENEVA MINN CTF DEP 1.900% 09/03/24 DTD 09/03/19 ACT/365 CALLABLE 09/03/20 Security Identifier: 20056QSB0	248,000.000	100.3150	248,781.20	1,136.04	4,712.00	1.89%
FIRST NATL BK SYRACUSE JOHNSON KANS CTF DEP 1.950% 09/18/24 DTD 09/18/19 ACT/365 Security Identifier: 334342CF7	248,000.000	100.0910	248,225.68	158.99	4,836.00	1.94%
PARKSIDE FINL BK & TR CLAYTON MO CTF DEP 1.250% 09/27/24 B/E DTD 03/27/20 ACT/365 Security Identifier: 70147ADN1	248,000.000	100.0850	248,210.80	25.48	3,100.00	1.24%
HSBC BK USA NATL ASSOCIATION INSTL CTF DEP PROGRAM 2.125% 11/04/24 DTD 11/04/19 ACT/365 Security Identifier: 44329MBF9	248,000.000	100.6700	249,661.60	822.99	5,270.00	2.11%

Portfolio Holdings (continued)

Description	Quantity	Market Price	Market Value	Accrued Interest	Estimated Annual Income	Estimated Yield
FIXED INCOME (continued)						
Certificates of Deposit (continued)						
FIRST NATL BK AMER EAST LANSING MICH CTF DEP 1.900% 12/13/24 DTD 12/13/19 ACT/365 Security Identifier: 32110YNL5	248,000.000	100.8070	250,001.36	219.46	4,712.00	1.88%
COMMERCIAL BK WEST LIBERTY KY CTF DEP 1.100% 03/17/25 DTD 03/17/20 ACT/365 CALLABLE 07/17/20 Security Identifier: 201525AC6	248,000.000	100.0470	248,116.56	97.16	2,728.00	1.09%
DRAKE BK ST PAUL MINN CTF DEP 1.100% 03/20/25 DTD 03/20/20 ACT/365 CALLABLE 09/20/20 Security Identifier: 26144KAH0	248,000.000	100.2210	248,548.08	74.74	2,728.00	1.09%
BRIDGEWATER BK BLOOMINGTON MINN CTF DEP 1.250% 03/27/25 B/E DTD 03/27/20 ACT/365 Security Identifier: 108622JM4	248,000.000	100.0860	248,213.28	25.48	3,100.00	1.24%
FIRST OKLA BK JENKS CTF DEP 0.950% 05/15/25 B/E DTD 05/15/20 ACT/365 CALLABLE 08/15/20 Security Identifier: 335857BX5	245,000.000	100.1070	245,262.15	95.65	2,327.50	0.94%
SOUTHERN BANCORP BK ARKADDELPHIA ARK CTF DEP 0.650% 06/24/25 B/E DTD 06/24/20 ACT/365 Security Identifier: 84223QAL1	248,000.000	99.8670	247,670.16	26.50	1,612.00	0.65%
Total Certificates of Deposit	15,054,000.000		\$15,276,794.81	\$47,751.39	\$273,707.50	
TOTAL FIXED INCOME	15,054,000.000		\$15,276,794.81	\$47,751.39	\$273,707.50	
			Market Value	Accrued Interest	Estimated Annual Income	
Total Portfolio Holdings			\$15,284,414.48	\$47,751.39	\$273,707.50	

¹ This bond is maturing.

Portfolio Holdings Disclosures

Pricing

This section includes the net market value of the securities in your account on a settlement date basis, including short positions, at the close of the statement period. The market prices, unless otherwise noted, have been obtained from independent vendor services, which we believe to be reliable. Market prices do not constitute a bid or an offer, and may differ from the actual sale price. Securities for which a price is not available are marked "N/A" and are omitted from the Total.

THE AS OF PRICE DATE ONLY APPEARS WHEN THE PRICE DATE DOES NOT EQUAL THE STATEMENT DATE.

Estimated Annual Figures

The estimated annual income (EAI) and estimated annual yield (EAY) figures are estimates and for informational purposes only. These figures are not considered to be a forecast or guarantee of future results. These figures are computed using information from providers believed to be reliable; however, no assurance can be made as to the accuracy. Since interest



MBS MULTI-BANK SECURITIES, INC.*

1000 Town Center, Suite 2500
Southfield, MI 48075
(800) 967-9045

Member of FINRA & SIPC; MSRB Registered.

June 1, 2020 - June 30, 2020
MEDINA CITY SCHOOLS

Portfolio Holdings Disclosures (continued)

Estimated Annual Figures (continued)

and dividend rates are subject to change at any time, and may be affected by current and future economic, political, and business conditions, they should not be relied on for making investment, trading, or tax decisions. These figures assume that the position quantities, interest and dividend rates, and prices remain constant. A capital gain or return of principal may be included in the figures for certain securities, thereby overstating them. Refer to www.pershing.com/disclosures for specific details as to formulas used to calculate the figures. Accrued interest represents interest earned but not yet received.

Reinvestment

The dollar amount of Mutual Fund distributions, Money Market Fund dividend income, Bank Deposit interest income, or dividends for other securities shown on your statement may have been reinvested. You will not receive confirmation of these reinvestments. Upon written request to your financial institution, information pertaining to these transactions, including the time of execution and the name of the person from whom your security was purchased, may be obtained. In dividend reinvestment transactions, Pershing acts as your agent and receives payment for order flow.

Option Disclosure

Information with respect to commissions and other charges incurred in connection with the execution of option transactions has been included in confirmations previously furnished to you. A summary of this information is available to you promptly upon your written request directed to your introducing firm. In order to assist your introducing firm in maintaining current background and financial information concerning your option accounts, please promptly advise them in writing of any material change in your investment objectives or financial situation. Expiring options which are valuable are exercised automatically pursuant to the exercise by exception procedure of the Options Clearing Corporation. Additional information regarding this procedure is available upon written request to your introducing firm.

Certificates of Deposit

Certificates of Deposit acquired through the Certificate of Deposit Account Registry Service ("CDARS") and held in your brokerage account are subject to Securities Investor Protection Corporation (SIPC) coverage. Please see additional information about SIPC under Important Information and Disclosures on this statement.

Please be advised that the secondary market for CDs is generally illiquid; the actual value of CDs may be different from their purchase price; and a significant loss of principal could result if your CDs are sold prior to maturity. In the event that the CDs listed above do not indicate a market valuation, an accurate market value could not be determined. In the event that a price is listed above for your CDs, Pershing has obtained a price from sources deemed to be reliable or has priced your CDs using a matrix formula. Prices are estimates and the actual value you may obtain for your CD may be different if you elect to sell your CD in the secondary market.

Foreign Currency Transactions

Pershing will execute foreign currency transactions as principal for your account. Pershing may automatically convert foreign currency to or from U.S. dollars for dividends and similar corporate action transactions unless you instruct your financial organization otherwise. Pershing's currency conversion rate will not exceed the highest interbank conversion rate identified from customary banking sources on the conversion date or the prior business day, increased by up to 1%, unless a particular rate is required by applicable law. Your financial organization may also increase the currency conversion rate. This conversion rate may differ from rates in effect on the date you executed a transaction, incurred a charge, or received a credit. Transactions converted by agents (such as depositories) will be billed at the rates such agents use.

Proxy Vote

Securities not fully paid for in your margin account may be lent by Pershing to itself or others in accordance with the terms outlined in the Margin Agreement. The right to vote your shares held on margin may be reduced by the amount of shares on loan. The Proxy Voting Instruction Form sent to you may reflect a smaller number of shares entitled to vote than the number of shares in your margin account.



Activity Summary *(All amounts shown are in base currency)*

	Credits This Period	Debits This Period	Net This Period	Credits Year-to-Date	Debits Year-to-Date	Net Year-to-Date
Securities						
Securities Bought	0.00	-1,236,000.00	-1,236,000.00	0.00	-8,384,043.62	-8,384,043.62
Total Securities	\$0.00	-\$1,236,000.00	-\$1,236,000.00	\$0.00	-\$8,384,043.62	-\$8,384,043.62
Dividends and Interest	\$28,215.40	-\$551.42	\$27,663.98	\$172,228.54	-\$3,158.84	\$169,069.70
Distributions	\$2,224,000.00	\$0.00	\$2,224,000.00	\$8,412,000.00	\$0.00	\$8,412,000.00
Cash						
Withdrawals	0.00	-2,245,095.67	-2,245,095.67	0.00	-8,584,326.00	-8,584,326.00
Deposits	1,236,000.00	0.00	1,236,000.00	8,385,128.67	0.00	8,385,128.67
Total Cash	\$1,236,000.00	-\$2,245,095.67	-\$1,009,095.67	\$8,385,128.67	-\$8,584,326.00	-\$199,197.33
Totals	\$3,488,215.40	-\$3,481,647.09	\$6,568.31	\$16,969,357.21	-\$16,971,528.46	-\$2,171.25

Transactions by Type of Activity

Process/ Settlement Date	Trade/ Transaction Date	Activity Type	Description	Quantity	Price	Accrued Interest	Amount	Currency
Securities Bought and Sold								
06/24/20	06/10/20	PURCHASED	LINCOLN SVGS BK REINBECK IOWA CTF DEP CT/365 0.600%	248,000.000	100.0000		-248,000.00	USD
			534732AV4 06/24/24 B/E DTD 06/24/20 YLD .600 TO PAR					
06/24/20	06/15/20	PURCHASED	INVESTORS CMNTY BK MANITOWOC WIS CTF DEP 0.400%	246,000.000	100.0000		-246,000.00	USD
			46147UUC2 06/26/23 DTD 06/24/20 CLB YLD .400 TO PAR					
06/24/20	06/19/20	PURCHASED	SOUTHERN BANCORP BK ARKADPHIA ARK CTF DEP 0.650%	248,000.000	100.0000		-248,000.00	USD
			84223QAL1 06/24/25 B/E DTD 06/24/20 CLB YLD .650 TO PAR					
06/26/20	06/01/20	PURCHASED	BMO HARRIS BK NATL ASSN CHICAGO ILL CTF DEP 0.600%	246,000.000	100.0000		-246,000.00	USD
			05600XAA8 06/26/23 B/E DTD 06/26/20 YLD .600 TO PAR					
06/30/20	06/23/20	PURCHASED	FIRST KEYSTONE CMNTY BK BERWICK PA CTF DEP 0.600%	248,000.000	100.0000		-248,000.00	USD
			32065RAK1 06/28/24 B/E DTD 06/30/20 YLD .600 TO PAR					
Total Securities Bought and Sold						\$0.00	-\$1,236,000.00	USD
Dividends and Interest								
06/01/20		BOND INTEREST RECEIVED	248000 ANCHOR D BK TEXHOMA OKLA CTF DEP 1.950%				397.48	USD
			033034AJ8 09/30/24 B/E DTD 09/30/19 CLB RD 05/15 PD 05/30/20					
06/01/20		BOND INTEREST RECEIVED	248000 FEDERAL SVGS BK CHICAGO IL CTF DEP 2.500%				509.59	USD
			313812DA4 05/28/21 DTD 05/30/19 RD 05/15 PD 05/30/20					
06/01/20		BOND INTEREST RECEIVED	245000 FIRST NATL BK MCGREGOR TEX CTF DEP 2.650%				551.42	USD
			32112UCU3 02/01/21 DTD 01/31/19 RD 05/29 PD 05/31/20					

June 1, 2020 - June 30, 2020
MEDINA CITY SCHOOLS

Transactions by Type of Activity (continued)

Process/ Settlement Date	Trade/ Transaction Date	Activity Type	Description	Quantity	Price	Accrued Interest	Amount	Currency
Dividends and Interest (continued)								
06/01/20		BOND INTEREST RECEIVED	100000 LIVE OAK BKG CO WILMINGTON N C CTF DEP 1.550%				131.64	USD
		538036JZ8	03/06/23 DTD 03/06/20 RD 05/17 PD 06/01/20					
06/01/20		BOND INTEREST RECEIVED	147000 LIVE OAK BKG CO WILMINGTON N C CTF DEP 1.600%				199.76	USD
		538036KB9	09/06/23 DTD 03/06/20 RD 05/17 PD 06/01/20					
06/01/20		BOND INTEREST RECEIVED	246000 MERCANTILE BK MICH GRAND RAPIDS CTF DEP				3,391.77	USD
		58740XZM5	2.750% 06/01/20 B/E DTD 06/01/18 RD 05/17 PD 06/01/20					
06/01/20		BOND INTEREST RECEIVED	248000 NORTHSTAR BK BAD AXE MICH CTF DEP 1.150%				242.22	USD
		66704MEQ0	03/31/23 B/E DTD 03/31/20 RD 05/29 PD 05/31/20					
06/03/20		BOND INTEREST RECEIVED	248000 COMMERCE BK GENEVA MINN CTF DEP 1.900%				400.20	USD
		20056QSBO	09/03/24 DTD 09/03/19 CLB RD 05/19 PD 06/03/20					
06/04/20	06/01/20	BOND INTEREST ADJUSTMENT	245000 FIRST NATL BK MCGREGOR TEX CTF DEP 2.650%				-551.42	USD
		32112UCU3	02/01/21 DTD 01/31/19 RD 05/29 PD 05/31/20 REV 06/01 CREDITED 05/29					
06/04/20		BOND INTEREST RECEIVED	248000 MAIN STR BK BINGHAM FARMS MI CTF DEP 2.900%				610.83	USD
		56035BBN5	10/05/20 DTD 10/04/18 RD 05/20 PD 06/04/20					
06/08/20		BOND INTEREST RECEIVED	248000 CHIPPEWA VY BK WINTER WIS CTF DEP 3.000%				631.89	USD
		169894AP7	07/06/21 DTD 07/06/18 RD 05/22 PD 06/06/20					
06/08/20		BOND INTEREST RECEIVED	248000 EAGLEBANK BETHESDA MD CTF DEP 1.650% 03/06/23				347.54	USD
		27002YEV4	DTD 03/06/20 RD 05/22 PD 06/06/20					
06/09/20		BOND INTEREST RECEIVED	247000 FIRST NATL BK OF MICH KALAMAZOO CTF DEP				262.23	USD
		32114VBZ9	1.250% 04/10/23 B/E DTD 04/09/20 RD 05/25 PD 06/09/20					
06/11/20		BOND INTEREST RECEIVED	248000 UBS BK USA SALT LAKE CITY UT CTF DEP 1.000%				210.63	USD
		90348JSW1	03/11/22 B/E DTD 03/11/20 RD 05/27 PD 06/11/20					
06/15/20		BOND INTEREST RECEIVED	246000 ALLEGIANCE BK HOUSTON TEX CTF DEP 2.800%				3,491.18	USD
		01748DBC9	06/15/20 B/E DTD 06/13/18 RD 05/29 PD 06/15/20					
06/15/20		BOND INTEREST RECEIVED	248000 BANKWEST INC PIERRE S D CTF DEP 1.250% 10/24/23				263.29	USD
		06652CHH7	B/E DTD 04/24/20 RD 05/31 PD 06/15/20					
06/15/20		BOND INTEREST RECEIVED	246000 CTBC BK CORP USA LOS ANGELES CALIF CTF DEP				3,700.11	USD
		12651HAB5	3.000% 06/15/21 DTD 06/15/18 RD 05/31 PD 06/15/20					

Transactions by Type of Activity (continued)

Process/ Settlement Date	Trade/ Transaction Date	Activity Type	Description	Quantity	Price	Accrued Interest	Amount	Currency
Dividends and Interest (continued)								
06/15/20		BOND INTEREST RECEIVED 139805AQ8	248000 CAPITAL BK N A ROCKVILLE MD CTF DEP 2.600% 03/12/21 DTD 03/13/19 RD 05/29 PD 06/13/20				547.64	USD
06/15/20		BOND INTEREST RECEIVED 32022MBV9	248000 FIRST FINL NORTHWEST BK RENTON WASH CTF DEP 1.350% 04/17/23 B/E DTD 04/15/20 CLB RD 05/31 PD 06/15/20				284.35	USD
06/15/20		BOND INTEREST RECEIVED 32110YNL5	248000 FIRST NATL BK AMER EAST LANSING MICH CTF DEP 1.900% 12/13/24 DTD 12/13/19 CLB RD 05/29 PD 06/13/20				400.20	USD
06/15/20		BOND INTEREST RECEIVED 335857BX5	245000 FIRST OKLA BK JENKS CTF DEP 0.950% 05/15/25 B/E DTD 05/15/20 CLB RD 05/31 PD 06/15/20				197.68	USD
06/17/20		BOND INTEREST RECEIVED 201525AC6	248000 COMMERCIAL BK WEST LIBERTY KY CTF DEP 1.100% 03/17/25 B/E DTD 03/17/20 CLB RD 06/02 PD 06/17/20				231.69	USD
06/18/20		BOND INTEREST RECEIVED 334342CF7	248000 FIRST NATL BK SYRACUSE JOHNSON KANS CTF DEP 1.950% 09/18/24 DTD 09/18/19 RD 06/03 PD 06/18/20				410.73	USD
06/19/20		BOND INTEREST RECEIVED 20786ACJ2	248000 CONNECTONE BK ENGLEWOOD CLIFFS N J CTF DEP 2.800% 09/18/20 DTD 09/19/18 RD 06/04 PD 06/19/20				589.76	USD
06/19/20		BOND INTEREST RECEIVED 42724JEG6	248000 HERITAGE BK HOPKINSVILLE KY CTF DEP 3.000% 06/21/21 DTD 06/19/18 RD 06/04 PD 06/19/20				631.89	USD
06/22/20		BOND INTEREST RECEIVED 26144KAH0	248000 DRAKE BK ST PAUL MINN CTF DEP 1.100% 03/20/25 DTD 03/20/20 CLB RD 06/05 PD 06/20/20				231.69	USD
06/22/20		BOND INTEREST RECEIVED 29367SHX5	248000 ENTERPRISE BK & TR CLAYTON MO CTF DEP 2.800% 06/22/20 B/E DTD 06/22/18 RD 06/07 PD 06/22/20				589.76	USD
06/22/20		BOND INTEREST RECEIVED 31944ABN0	248000 FIRST CAP BK LAURINBURG N C CTF DEP 1.150% 03/20/25 B/E DTD 03/20/20 CLB RD 06/05 PD 06/20/20				242.22	USD
06/22/20		BOND INTEREST RECEIVED 39120VSS4	248000 GREAT SOUTHN BK REEDS SPRINGS MO CTF DEP 1.700% 08/21/23 DTD 02/21/20 CLB RD 06/06 PD 06/21/20				358.07	USD
06/22/20		BOND INTEREST RECEIVED 88241THF0	248000 TEXAS EXCHANGE BK SSB CROWLEY CTF DEP 0.850% 05/20/24 B/E DTD 05/20/20 CLB RD 06/05 PD 06/20/20				179.04	USD
06/22/20		BOND INTEREST RECEIVED 88269AAU2	248000 TEXAS SEC BK DALLAS TEX CTF DEP 1.950% 12/20/24 B/E DTD 12/20/19 CLB RD 06/05 PD 06/20/20				410.73	USD
06/26/20		BOND INTEREST RECEIVED 32021SFP6	246000 FIRST FINL BK CINCINNATI OH CTF DEP 2.900% 06/26/20 B/E DTD 12/26/18 RD 06/11 PD 06/26/20				3,576.77	USD
06/26/20		BOND INTEREST RECEIVED 340569GV8	248000 FLORIDA CAP BK NATL ASSN JACKSONVILLE FLA CTF DEP 1.150% 03/27/23 B/E DTD 03/26/20 RD 06/11 PD 06/26/20				242.22	USD



June 1, 2020 - June 30, 2020
MEDINA CITY SCHOOLS

Transactions by Type of Activity (continued)

Process/ Settlement Date	Trade/ Transaction Date	Activity Type	Description	Quantity	Price	Accrued Interest	Amount	Currency
Dividends and Interest (continued)								
06/29/20		BOND INTEREST RECEIVED 104270AM5	248000 BRADFORD NATL BK GREENVILLE ILL CTF DEP 1.150% 03/27/25 B/E DTD 03/27/20 CLB RD 06/12 PD 06/27/20				242.22	USD
06/29/20		BOND INTEREST RECEIVED 108622JM4	248000 BRIDGEWATER BK BLOOMINGTON MINN CTF DEP 1.250% 03/27/25 B/E DTD 03/27/20 CLB RD 06/12 PD 06/27/20				263.29	USD
06/29/20		BOND INTEREST RECEIVED 32112UCU3	245000 FIRST NATL BK MCGREGOR TEX CTF DEP 2.650% 02/01/21 DTD 01/31/19 RD 06/27 PD 06/28/20				551.42	USD
06/29/20		BOND INTEREST RECEIVED 58733AES4	248000 MERCANTIL BK NATL ASSN CORAL GABLES FLA CTF DEP 2.200% 12/29/20 DTD 12/29/17 RD 06/14 PD 06/29/20				463.39	USD
06/29/20		BOND INTEREST RECEIVED 62847HAZ2	246000 MUTUALONE BK FRAMINGHAM MA CTF DEP 1.050% 03/27/23 B/E DTD 03/27/20 CLB RD 06/12 PD 06/27/20				219.38	USD
06/29/20		BOND INTEREST RECEIVED 654062JG4	248000 NICOLET NATL BK GREENBAY WIS CTF DEP ACT/365 1.100% 09/27/23 B/E DTD 03/27/20 CLB RD 06/12 PD 06/27/20				231.69	USD
06/29/20		BOND INTEREST RECEIVED 70147ADN1	248000 PARKSIDE FINL BK & TR CLAYTON MO CTF DEP 1.250% 09/27/24 B/E DTD 03/27/20 CLB RD 06/12 PD 06/27/20				263.29	USD
06/29/20		BOND INTEREST RECEIVED 740367KG1	227000 PREFERRED BK LOS ANGELES CALIF CTF DEP 1.100% 03/27/24 DTD 03/27/20 RD 06/12 PD 06/27/20				212.07	USD
06/30/20		BOND INTEREST RECEIVED 313812DA4	248000 FEDERAL SVGS BK CHICAGO IL CTF DEP 2.500% 05/28/21 DTD 05/30/19 RD 06/15 PD 06/30/20				526.58	USD
06/30/20		BOND INTEREST RECEIVED 32112UCU3	245000 FIRST NATL BK MCGREGOR TEX CTF DEP 2.650% 02/01/21 DTD 01/31/19 RD 06/29 PD 06/30/20				533.63	USD
06/30/20		BOND INTEREST RECEIVED 66704MEQ0	248000 NORTHSTAR BK BAD AXE MICH CTF DEP 1.150% 03/31/23 B/E DTD 03/31/20 RD 06/29 PD 06/30/20				242.22	USD
Total Dividends and Interest						\$0.00	\$27,663.98	USD

Transactions by Type of Activity (continued)

Process/ Settlement Date	Trade/ Transaction Date	Activity Type	Description	Quantity	Price	Accrued Interest	Amount	Currency
Distributions								
06/01/20		SECURITY REDEEMED 033034AJ8	ANCHOR D BK TEXHOMA OKLA CTF DEP 1.950% 09/30/24 B/E DTD 09/30/19 CLB	-248,000.000			248,000.00	USD
06/01/20		SECURITY REDEEMED 58740XZM5	MERCANTILE BK MICH GRAND RAPIDS CTF DEP 2.750% 06/01/20 B/E DTD 06/01/18 ACCOUNT REDEMPTION	-246,000.000			246,000.00	USD
06/15/20		SECURITY REDEEMED 01748DBC9	ALLEGIANCE BK HOUSTON TEX CTF DEP 2.800% 06/15/20 B/E DTD 06/13/18 ACCOUNT REDEMPTION	-246,000.000			246,000.00	USD
06/22/20		SECURITY REDEEMED 29367SHX5	ENTERPRISE BK & TR CLAYTON MO CTF DEP 2.800% 06/22/20 B/E DTD 06/22/18 ACCOUNT REDEMPTION	-248,000.000			248,000.00	USD
06/22/20		SECURITY REDEEMED 31944ABNO	FIRST CAP BK LAURINBURG N C CTF DEP 1.150% 03/20/25 B/E DTD 03/20/20 CLB	-248,000.000			248,000.00	USD
06/22/20		SECURITY REDEEMED 88269AAU2	TEXAS SEC BK DALLAS TEX CTF DEP 1.950% 12/20/24 B/E DTD 12/20/19 CLB	-248,000.000			248,000.00	USD
06/26/20		SECURITY REDEEMED 32021SFP6	FIRST FINL BK CINCINNATI OH CTF DEP 2.900% 06/26/20 B/E DTD 12/26/18 ACCOUNT REDEMPTION	-246,000.000			246,000.00	USD
06/29/20		SECURITY REDEEMED 10427OAM5	BRADFORD NATL BK GREENVILLE ILL CTF DEP 1.150% 03/27/25 B/E DTD 03/27/20 CLB	-248,000.000			248,000.00	USD
06/29/20		SECURITY REDEEMED 62847HAZ2	MUTUALONE BK FRAMINGHAM MA CTF DEP 1.050% 03/27/23 B/E DTD 03/27/20 CLB	-246,000.000			246,000.00	USD
Total Distributions						\$0.00	\$2,224,000.00	USD
Cash Withdrawals and Deposits								
06/01/20		ELECTRONIC TRANSACTION USD999997	SEND TO BANK FOR ACH ACH HUNTINGTON NATIONAL BANK				-248,000.00	USD
06/02/20		ELECTRONIC TRANSACTION USD999997	SEND TO BANK FOR ACH ACH HUNTINGTON NATIONAL BANK				-246,000.00	USD
06/03/20		ELECTRONIC TRANSACTION USD999997	SEND TO BANK FOR ACH ACH HUNTINGTON NATIONAL BANK				-6,272.52	USD
06/16/20		ELECTRONIC TRANSACTION USD999997	SEND TO BANK FOR ACH ACH HUNTINGTON NATIONAL BANK				-246,000.00	USD
06/22/20		ELECTRONIC TRANSACTION USD999997	SEND TO BANK FOR ACH ACH HUNTINGTON NATIONAL BANK				-496,000.00	USD
06/23/20		ELECTRONIC TRANSACTION USD999997	SEND TO BANK FOR ACH ACH HUNTINGTON NATIONAL BANK				-248,000.00	USD
06/24/20		ELECTRONIC DEPOSIT USD999997	RECV FR BANK FOR ACH ACH HUNTINGTON NATIONAL BANK				742,000.00	USD

June 1, 2020 - June 30, 2020
MEDINA CITY SCHOOLS

Transactions by Type of Activity (continued)

Process/ Settlement Date	Trade/ Transaction Date	Activity Type	Description	Quantity	Price	Accrued Interest	Amount	Currency
Cash Withdrawals and Deposits (continued)								
06/25/20		ELECTRONIC TRANSACTION USD999997	SEND TO BANK FOR ACH ACH HUNTINGTON NATIONAL BANK				-14,823.15	USD
06/26/20		ELECTRONIC TRANSACTION USD999997	SEND TO BANK FOR ACH ACH HUNTINGTON NATIONAL BANK				-246,000.00	USD
06/26/20		ELECTRONIC DEPOSIT USD999997	RECV FR BANK FOR ACH ACH HUNTINGTON NATIONAL BANK				246,000.00	USD
06/29/20		ELECTRONIC TRANSACTION USD999997	SEND TO BANK FOR ACH ACH HUNTINGTON NATIONAL BANK				-494,000.00	USD
06/30/20		ELECTRONIC DEPOSIT USD999997	RECV FR BANK FOR ACH ACH HUNTINGTON NATIONAL BANK				248,000.00	USD
Total Cash Withdrawals and Deposits						\$0.00	-\$1,009,095.67	USD
Total Value of Transactions						\$0.00	\$6,568.31	USD

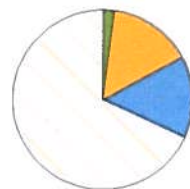
The price and quantity displayed may have been rounded.

Fixed Income Analysis
Bond Quality

Bond Quality	Market Value	% of Bond Market Value
Not Rated	15,276,794.81	100%
Total	15,276,794.81	100%

Bond Maturity Schedule

Bond Maturity	Market Value	% of Bond Market Value
Within 1 month	246,487.08	2%
1 to 6 months	2,238,112.77	15%
7 to 12 months	2,264,460.40	15%
1 to 5 years	10,527,734.56	68%
Total	15,276,794.81	100%



Percentages of bond market values are rounded to the nearest whole percentage.

Bond quality ratings reflect Moody's or Standard and Poor's ratings. Bonds may be rated by other services. Bonds that are in default are not included. Please refer to your Portfolio Holdings section.

You are 100% invested in bonds with a bond quality of Not Rated.

Called Bonds

Call Date	Security Description	Eligible Quantity	Called Quantity	Call Price	Type of Call	Redemption Proceeds
07/14/2020	ENVISION BK RANDOLPH MASS CTF DEP 1.650% 02/14/23 DTD 02/14/20 ACT/365 CALLABLE 07/14/20	248,000.000	248,000.000	100.0000	Full	248,000.00

Pershing LLC receives the called bond information from several information sources which Pershing believes are reliable. Pershing does not guarantee the accuracy of the information. For callable options that are available to you please contact your Account Executive.

Trades Not Settled

Settlement Date	Trade Date	Activity Type	Description	Quantity	Price	Accrued Interest	Settlement Amount
07/02/20	06/26/20	Buy	FEDERAL FARM CR BKS CONS SYSTEMWIDE BDS 0.600% 07/02/24 B/E DTD 07/02/20 CLB BB YTW:0.600000 BB YTW DATE:20201002 YLD .600 TO	740,000.000	100.0000	0.00	-740,000.00
07/13/20	06/30/20	Buy	STATE BK INDIA CHICAGO ILL CTF DEP 0.950% 07/10/25 B/E DTD 07/10/20 YLD .950 TO	246,000.000	100.0000	19.21	-246,019.21

Total Amount of Trades Not Settled **-\$986,019.21**

Messages

Although a money market mutual fund seeks to preserve the value of your investment at \$1 per share, it is possible to lose money by investing in a money market mutual fund. Shares of a money market mutual fund or the balance of a bank deposit product held in your brokerage account may be liquidated upon request with the proceeds credited to your brokerage account. Please see the money market mutual fund's prospectus or the bank deposit product's disclosure document or contact your advisor for additional information. Pursuant to SEC Rule 10b-10(b)(1) confirmations are not sent for purchases into money market mutual funds processed on the sweep platform. Pursuant to applicable regulation, account statements will be produced monthly or quarterly.

e-Delivery

Going digital is more important than ever before, and the benefits of electronic delivery--speed, convenience and safety--are clear. We offer e-Delivery for account statements, prospectus documents, proxy or shareholder communications, tax documents, trade confirmations and more. Historical account data is available from the day of initial signup.

To enroll, log in to your brokerage account, select "Go Paperless" at the top of any page and follow the on-screen prompts for setup. Enrollment can be activated as quickly as the day you register, and you will be notified when documents are available in an online, password-protected portal.

Contact your financial professional if you have any questions about any of our efficient digital tools.

June 1, 2020 - June 30, 2020
MEDINA CITY SCHOOLS**Cash Not Yet Received**

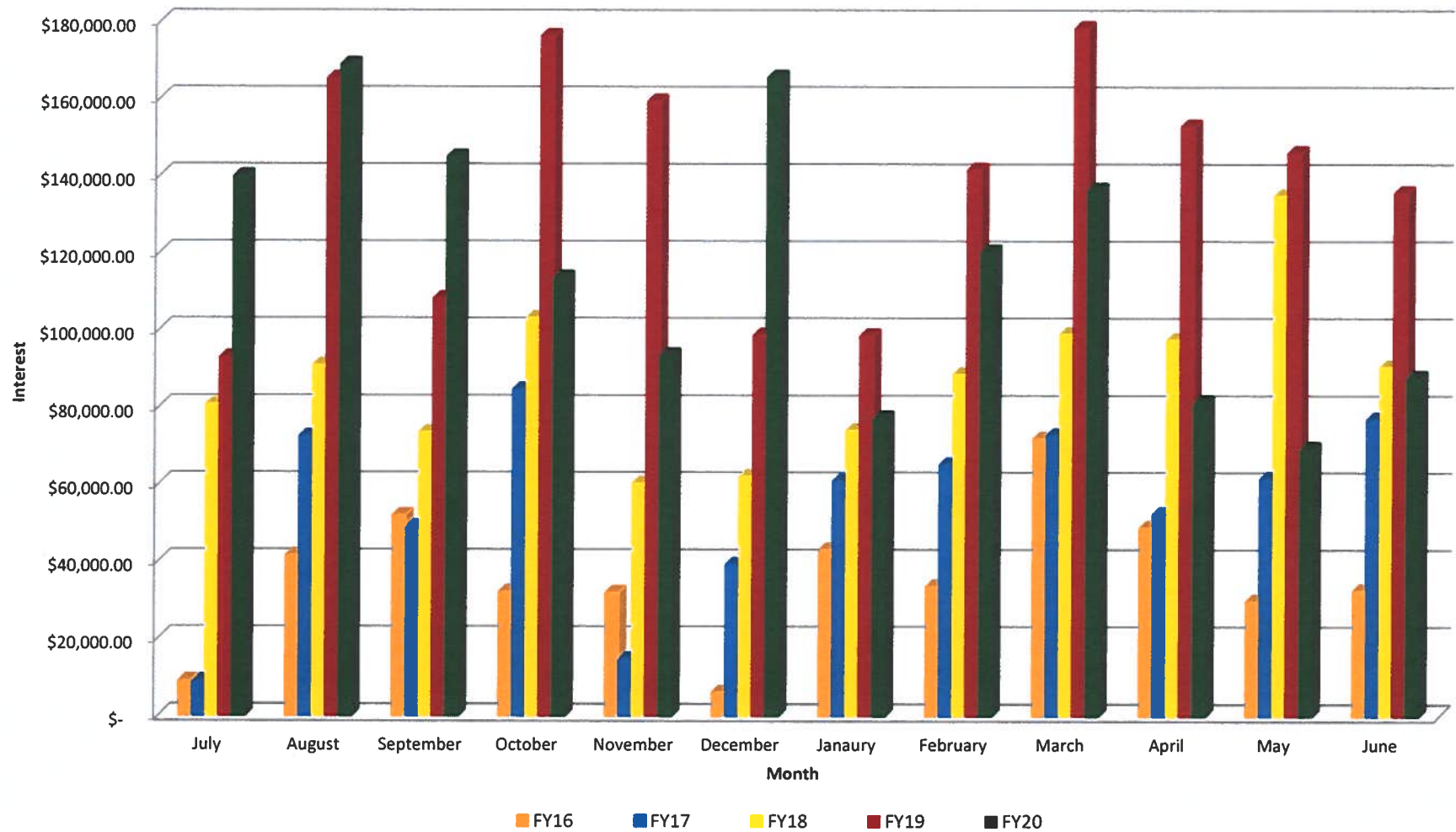
Security	Record Date	Payable Date	Quantity Held	Rate	Dividend Option	Amount of Payment
Interest						
BMW BK NORTH AMER SALT LAKE CITY UTAH CTF DEP	06/28/20	07/13/20	246,000.000	0.014959	Cash	3,679.89
BANKWEST INC PIERRE S D CTF DEP	06/30/20	07/15/20	248,000.000	0.001027	Cash	254.79
1.250% 10/24/23 B/E						
CAPITAL BK N A ROCKVILLE MD CTF DEP	06/28/20	07/13/20	248,000.000	0.002137	Cash	529.97
2.600% 03/12/21						
CHIPPEWA VY BK WINTER WIS CTF DEP	06/21/20	07/06/20	248,000.000	0.002466	Cash	611.51
3.000% 07/06/21						
COMMERCE BK GENEVA MINN CTF DEP	06/18/20	07/03/20	248,000.000	0.001562	Cash	387.29
1.900% 09/03/24						
EAGLEBANK BETHESDA MD CTF DEP	06/21/20	07/06/20	248,000.000	0.001356	Cash	336.33
1.650% 03/06/23						
FIRST FINL NORTHWEST BK RENTON WASH CTF DEP	06/30/20	07/15/20	248,000.000	0.001110	Cash	275.18
FIRST NATL BK AMER EAST LANSING MICH CTF DEP	06/28/20	07/13/20	248,000.000	0.001562	Cash	387.29
FIRST NATL BK OF MICH KALAMAZOO CTF DEP	06/24/20	07/09/20	247,000.000	0.001027	Cash	253.77
FIRST OKLA BK JENKS CTF DEP	06/30/20	07/15/20	245,000.000	0.000781	Cash	191.30
0.950% 05/15/25 B/E						
MAIN STR BK BINGHAM FARMS MI CTF DEP	06/19/20	07/04/20	248,000.000	0.002384	Cash	591.12
2.900% 10/05/20						
UBS BK USA SALT LAKE CITY UT CTF DEP	06/26/20	07/11/20	248,000.000	0.000822	Cash	203.84
1.000% 03/11/22 B/E						

Total Cash Not Yet Received**\$7,702.28**

Assets shown here are not reflected in your account. This information has been received from sources we believe to be reliable. Pershing does not guarantee the accuracy of the information.



Total Monthly Interest Earnings



Date: 7/08/20

FINANCIAL SUMMARY REPORT

Processing Month: June 2020
MEDINA CITY SCHOOL DISTRICTPage: 1
(FINSUM)

Fnd	Sc	Description	Beginning Balance	MTD Revenues	FYTD Revenues	MTD Expenditures	FYTD Expenditures	Current Available Balance
001	0000	GENERAL FUND	37,069,600.65	1,120,502.74	71,774,227.14	6,366,376.66	76,653,939.47	32,189,888.32
002	9000	BOND RETIREMENT - NEW ELE	3,605,991.55	.00	4,069,526.53	.00	4,241,575.19	3,433,942.89
002	9012	LOCAL SALES TAX RETIREMEN	.00	445,257.06	1,736,007.55	.00	1,736,007.55	.00
002	9014	CONSOLIDATION - ENERGY &	.00	.00	341,349.98	.00	341,349.98	.00
003	0000	PERMANENT IMPROVEMENT FUN	125,994.61	50,000.00	50,000.00	.00	.00	175,994.61
003	9000	PERMANENT IMPROVEMENT FUN	13,601.14	.00	.00	.00	.00	13,601.14
003	9001	MEDINA CITY REC CENTER-PE	381,679.90	.00	104,882.14	2,916.58-	284,191.12	202,370.92
006	0000	LUNCHROOM FUND	25,153.72	488,561.35	2,456,653.30	386,892.26	2,405,581.29	76,225.73
007	9004	COLLINS SCHOLARSHIP/POST-	537.70	2.35	18,341.15	18,000.00	18,000.00	878.85
007	9110	ART TRUST - GARFIELD	10,697.53	29.65	385.20	.00	.00	11,082.73
007	9111	CHARLES STANGEL SCHOLARSH	500.00	.03	512.50	1,000.00	1,000.00	12.50
007	9333	RIOS STUDENT LEADER SCHOL	27,721.50	77.45	4,981.71	3,750.00	3,750.00	28,953.21
007	9901	BIXLER SCHOLARSHIP FUND	125.00	.00	.00	.00	.00	125.00
008	9002	KANEHL MUSIC TRUST	27,351.83	451.87-	367.23	250.00	250.00	27,469.06
008	9003	RICHARD HOFFMAN COLLINS M	634,861.74	59,671.68-	59,671.68-	24,000.00	24,000.00	551,190.06
008	9112	ELAINE BUSHMAN FUND	18,211.77	775.49-	356.87-	400.00	400.00	17,454.90
009	9000	STAR	124.35	7,098.10	30,414.65	.00	30,475.00	64.00
009	9110	UNIFORM SUPPLIES GARFIELD	10,554.36	.00	3,061.90	.00	4,963.42	8,652.84
009	9120	UNIFORM SUPPLIES - CANAVA	11,649.87	132.00	8,745.90	.00	8,310.38	12,085.39
009	9130	UNIFORM SUPPLIES - FENN	16,923.63	.00	9,441.80	.00	14,959.80	11,405.63
009	9140	UNIFORM SUPPLIES - HERITA	7,879.42	82.00	8,970.10	.00	7,240.54	9,608.98
009	9160	UNIFORM SUPPLIES - BLAKE	5,501.82	.00	11,333.65	.00	11,542.25	5,293.22
009	9170	UNIFORM SUPPLIES - RALPH	18,425.55	10.00-	14,190.10	.00	10,991.02	21,624.63
009	9180	UNIFORM SUPPLIES - ELIZA	10,990.20	162.50	9,575.18	.00	11,159.13	9,406.25
009	9200	UNIFORM SUPPLIES - CLAGGE	41,244.63	365.50	23,540.06	.00	29,660.67	35,124.02
009	9210	UNIFORM SUPPLIES - A.I. R	7,484.92	177.50	24,645.30	.00	24,848.47	7,281.75
009	9300	UNIFORM SUPPLIES - SENIOR	6,652.06	14,493.34	147,571.95	48,545.42	136,305.25	17,918.76
009	9304	AVIATION/PHOTOGRAPHY	3.87	.00	.00	.00	.00	3.87
014	9016	MEDINA CNTY JUV DET CNTR	81,724.29	54,680.27	308,623.93	23,186.07	346,876.87	43,471.35
014	9111	CFIT FY11	5,550.01	.00	.00	.00	5,550.01	.00
014	9116	EVOLVE	319,058.86	121,360.00	1,235,945.01	61,291.30	990,274.16	564,729.71
016	0000	EMERGENCY LEVY	20,927,098.86	.00	6,876,029.43	404,199.79	5,316,646.38	22,486,481.91
018	0000	PRINT SHOP	6,683.33	.00	.00	.00	.00	6,683.33
018	9000	PUBLIC SCHOOL SUPPORT - S	16.70	.00	.00	.00	.00	16.70
018	9110	PRINCIPAL'S FUND - GARFIE	32,772.64	448.50	6,083.10	.00	5,041.67	33,814.07
018	9111	GARFIELD SCHOOL STORE	49.99	.00	.00	.00	.00	49.99
018	9113	GARFIELD MEDIA CENTER	835.41	.00	1,104.16	.00	1,092.17	847.40
018	9120	PRINCIPAL - CANAVAN	41,489.84	68.00	7,280.90	1,816.95	6,171.60	42,599.14
018	9122	CANAVAN SCHOOL STORE	586.69	.00	.00	.00	.00	586.69
018	9123	BOOK FAIR - CANAVAN	433.42	.00	4,855.81	.00	5,210.83	78.40
018	9130	PRINCIPAL - FENN	28,308.61	33.75	11,905.50	244.28	12,633.27	27,580.84
018	9132	FENN SCHOOL STORE	1,460.83	.00	.00	.00	.00	1,460.83
018	9133	BOOK FAIR - FENN	825.96	.00	115.40	.00	.00	941.36
018	9135	MEDINA SKI TEAM - DISTRIC	1,916.34	.00	8,735.00	.00	10,176.67	474.67
018	9140	PRINCIPAL'S FUND - HERITA	38,900.87	.00	12,132.39	.00	6,026.78	45,006.48
018	9143	HERITAGE MEDIA CENTER	4,535.23	.00	4,509.38	.00	5,997.06	3,047.55

Date: 7/08/20

F I N A N C I A L S U M M A R Y R E P O R T
Processing Month: June 2020
MEDINA CITY SCHOOL DISTRICT

Page: 2
(FINSUM)

Fnd	Scc	Description	Beginning Balance	MTD Revenues	FYTD Revenues	MTD Expenditures	FYTD Expenditures	Current Available Balance
018	9160	PRINCIPAL'S FUND - H G BL	43,492.65	511.00	18,188.15	352.88	11,392.31	50,288.49
018	9161	PBIS - BLAKE	7,394.06	.00	.00	.00	1,666.06	5,728.00
018	9163	BLAKE MEDIA CENTER	13,142.11	.00	5,283.36	50.00-	5,056.05	13,369.42
018	9170	PRINCIPALS FUND - RALPH W	73,551.06	.00	14,088.85	.00	8,152.77	79,487.14
018	9171	WAITE SCHOOL STORE	50.00	.00	.00	.00	.00	50.00
018	9173	MEDIA CENTER RALPH WAITE	4,223.50	.00	5,931.92	.00	5,090.79	5,064.63
018	9174	FIELD TRIPS RALPH WAITE E	15,209.72	.00	.00	.00	.00	15,209.72
018	9180	PRINCIPALS FUND ELIZA NOR	51,553.12	.00	9,678.55	153.48-	8,022.93	53,208.74
018	9181	NORTHROP ELEMENTARY SCHOO	1,631.19	.00	.00	.00	.00	1,631.19
018	9183	MEDIA CENTER ELIZA NORTHRO	7,013.75	.00	6,378.90	50.00-	4,728.84	8,663.81
018	9184	FIELD TRIPS ELIZA NORTHRO	146.00	.00	.00	.00	.00	146.00
018	9200	PRINCIPAL'S FUND - CLAGGE	78,661.94	201.00	19,432.09	399.00-	22,152.64	75,941.39
018	9203	CLAGGETT M.S. MEDIA CENTE	5,491.13	17.69	3,140.63	58.06	3,084.48	5,547.28
018	9210	PRINCIPAL'S FUND - ROOT M	33,051.07	132.00	14,711.32	158.00	10,381.94	37,380.45
018	9211	ROOT M.S. MEDIA CENTER	10,214.36	.00	2,749.89	187.93	2,945.06	10,019.19
018	9212	ROOT M.S. - WASHINGTON TR	355.00	.00	.00	.00	.00	355.00
018	9213	SPECIAL FUNDRAISER - ROOT	.02	.00	.00	.00	.00	.02
018	9300	PRINCIPAL'S FUND - SENIOR	36,762.67	142.42	22,619.99	974.84	22,588.75	36,793.91
018	9301	MEDIA CENTER FUND	1,381.50	.00	.00	.00	.00	1,381.50
018	9302	SPECIAL FUNDRAISER - SENI	37,086.18	.00	.00	.00	.00	37,086.18
018	9303	PERFORMING ARTS	92,707.30	.00	23,322.00	775.00	26,535.93	89,493.37
018	9304	BUZZ	16,759.64	.00	8,360.38	129.91	8,561.46	16,558.56
018	9305	FLEXIBLE CREDIT FUND	7,834.56	.00	200.00	.00	.00	8,034.56
018	9306	FEED THE BEES	1,004.05	220.00	5,027.03	232.40	1,183.30	4,847.78
018	9884	FACILITY RENTAL	27,476.82	.00	51,094.00	.00	.00	78,570.82
018	9900	INSERVICE - CENTRAL	3,702.01	.00	.00	.00	.00	3,702.01
018	9901	PUBLIC SCHOOL SUPPORT - I	2,229.77	.00	.00	.00	508.91	1,720.86
018	9902	INSERVICE - SUPERINTENDEN	24,720.92	.00	.00	.00	13,496.40	11,224.52
018	9903	BOARD/STUDENT DEVELOPMENT	2,800.00	.00	.00	.00	.00	2,800.00
018	9904	WELLNESS FUND	502.00	.00	.00	.00	.00	502.00
018	9905	PUBLIC SCHOOL SUPPORT/STU	51,248.39	.00	.00	.00	.00	51,248.39
018	9906	COMMUNICATIONS - PUBLIC S	315.27	.00	1,418.00	.00	1,460.37	272.90
018	9907	STEAM - SUMMER ENRICHMENT	7,777.17	.00	1,891.75	.00	7,193.52	2,475.40
018	9910	MAINTENANCE DEPARTMENT	3,902.36	.00	.00	.00	.00	3,902.36
018	9914	END OF YEAR	7.13	.00	.00	.00	.00	7.13
018	9915	BIKE TO SCHOOL	53.00	500.00	750.00	.00	.00	803.00
018	9916	SPIRIT NIGHT	2,127.48	750.00	2,750.00	.00	2,194.50	2,682.98
018	9918	FAMILY FIRST	.00	1.00	.00	.00	.00	.00
018	9919	STUDENT ART SHOW	221.53	2.75	291.12	.00	512.46	.19
018	9920	TRSP FUND	2,384.81	.00	457.20	.00	255.76	2,586.25
018	9930	Resource Connection	1,500.00	.00	.00	.00	.00	1,500.00
019	9000	ADAMH GRANT	504.00	.00	6,000.00	.00	5,152.00	1,352.00
019	9001	ADAMH HOPE GRANT	.00	.00	17,000.00	.00	17,000.00	.00
019	9018	LOWE'S LIGHT UP GARFIELD	48.08	.00	.00	.00	.00	48.08
019	9020	RIF PROGRAM GRANT - NORTH	400.73	.00	.00	.00	.00	400.73
019	9021	JENNINGS - BLAKE - BRYNIA	.82	.00	.00	.00	.00	.82

Date: 7/08/20

F I N A N C I A L S U M M A R Y R E P O R T
Processing Month: June 2020
MEDINA CITY SCHOOL DISTRICT

Page: 3
(FINSUM)

Fnd	Scc	Description	Beginning Balance	MTD Revenues	FYTD Revenues	MTD Expenditures	FYTD Expenditures	Current Available Balance
019	9023	PUBLIC EDUCATION LEADERSH	.01	.00	.00	.00	.00	.01
019	9029	MARTHA HOLDEN JENNINGS GR	6.82	.00	.00	.00	.00	6.82
019	9030	PERFORMANCE BASED ASSESSM	79.76	.00	.00	.00	.00	79.76
019	9031	PBA FY11	256.96	.00	.00	.00	.00	256.96
019	9113	ACS-HACH CHEMISTRY GRANT	96.34	.00	.00	.00	.00	96.34
019	9180	PPG INNOVATIVE CLASSROOM	15.31	.00	.00	.00	.00	15.31
019	9181	FIRST ENERGY GRANT	.16	.00	.00	.00	.00	.16
019	9213	VIDEO CLUB GRANT - MHS	2.82	.00	.00	.00	.00	2.82
019	9313	JENNINGS - NORTHROP - MIL	13.86	.00	.00	.00	.00	13.86
019	9413	3M AND OTHER GRANT	152.03	.00	.00	.00	.00	152.03
019	9513	NEA STUDENT ACHIEVEMENT G	191.88	.00	.00	.00	.00	191.88
019	9715	FUEL UP - BLAKE	23.82	.00	.00	.00	.00	23.82
019	9920	MARTHA HOLDEN JENNINGS SU	.00	.00	1,000.00	.00	.00	1,000.00
020	9001	TRANSPORTATION ENTERPRISE	76,186.08	486.36	14,078.31	818.54	5,367.78	84,896.61
022	9000	Unclaimed funds	36,045.95	406.30-	20,105.91	.00	13,267.95	42,883.91
022	9093	DIVERSION PROGRAM FED MON	1,000.00	.00	.00	.00	.00	1,000.00
022	9094	DIVERSION PROGRAM - FED.	1,000.00	.00	.00	.00	.00	1,000.00
022	9300	OH HIGH SCHOOL ATH ASSOC	1,874.53	.00	37,756.65	5,289.60	38,359.62	1,271.56
024	9001	MEDICAL AND DRUG/SELF INS	7,125,787.05	757,080.56	8,988,658.65	715,254.43	9,096,786.74	7,017,658.96
024	9002	DENTAL SELF INSURANCE FUN	354,382.97	56,959.68	682,925.92	55,591.84	540,222.99	497,085.90
024	9094	FLEX PRO	63,543.51	11,817.24	217,896.44	12,415.87	213,809.63	67,630.32
027	0000	WORKMANS COMP.-SELF INS	80,731.98	21,247.54	404,874.69	6,559.63	181,195.40	304,411.27
071	9013	LOCAL SALES TAX PERMANENT	3,195,842.70	.00	3,414,510.96	631,909.68	3,118,784.96	3,491,568.70
200	9110	GARFIELD STUDENT COUNCIL/	654.60	1.67	22.78	.00	54.41	622.97
200	9121	ELLA CANAVAN STUDENT COUN	1,198.30	3.56	257.23	.00	125.85	1,329.68
200	9134	FENN STUDENT BUSINESS	9.02	.03	.34	.00	.00	9.36
200	9140	STUDENT COUNCIL - HERITAG	157.02	.44	5.67	.00	.00	162.69
200	9184	NORTHROP ELEMENTARY STUDE	50.25	.14	1.81	.00	.00	52.06
200	9185	K-KIDS KIWANIS ACTIVITY C	8,353.95	27.55	2,141.18	.00	197.50	10,297.63
200	9202	CLAGGETT MIDDLE SCH. STUD	749.45	1.44	2,652.56	.00	2,864.31	537.70
200	9204	CLAGGETT MIDDLE SCHOOL CH	504.60	1.40	18.17	.00	.00	522.77
200	9205	CLAGGETT MIDDLE SCH. BUIL	2,573.95	9.21	899.56	.00	29.55	3,443.96
200	9209	CLAGGETT MIDDLE SCHOOL DR	22,959.08	71.18	9,246.45	.00	5,594.64	26,610.89
200	9252	CHEERLEADERS - ROOT M.S.	43.08	.12	1.55	.00	.00	44.63
200	9253	BUILDERS' CLUB - ROOT M.S	4,570.11	12.40	188.90	.00	121.65	4,637.36
200	9254	HONORS ACADEMY - ROOT	4,561.18	10.64	665.00	.00	1,247.57	3,978.61
200	9256	DRAMA CLUB - ROOT M.S.	5,808.27	19.40	2,802.91	.00	1,358.06	7,253.12
200	9258	STUDENT COUNCIL - ROOT M.	3,352.15	12.13	2,271.07	.00	1,089.99	4,533.23
200	9301	YOUNG AMERICANS FOR FREED	51.20	.14	1.85	.00	.00	53.05
200	9302	ART CLUB	192.04	1.63	417.64	.00	.00	609.68
200	9303	CULTURAL EXPLORATION	189.25	.52	6.82	.00	.00	196.07
200	9304	CAREER ASSOCIATION	.37	.00	.00	.00	.00	.37
200	9305	CHEMCLUB	1,512.02	4.19	54.44	.00	.00	1,566.46
200	9307	VOCAL	43,795.64	8,621.85	18,610.29	.00	26,844.58	35,561.35
200	9309	IMPROV CLUB	287.15	1.54	288.81	.00	.00	575.96
200	9310	DELTA EPSILON PHI - NAT'L	.45	.00	.00	.00	.00	.45

F I N A N C I A L S U M M A R Y R E P O R T
Processing Month: June 2020
MEDINA CITY SCHOOL DISTRICT

Fnd	Scc	Description	Beginning Balance	MTD Revenues	FYTD Revenues	MTD Expenditures	FYTD Expenditures	Current Available Balance
200	9312	DRAMA CLUB	32,744.35	80.50	8,087.61	4,907.25	10,737.48	30,094.48
200	9314	MEDINA OUTDOORS CLUB	151.61	.46	193.44	.00	173.80	171.25
200	9315	FELLOWSHIP OF CHRISTIAN A	1.65	.90	334.61	.00	.00	336.26
200	9318	GIRLS LEADERSHIP CLUB	6,206.33	18.79	1,423.09	.00	604.96	7,024.46
200	9321	KEY CLUB	48,211.56	81.88-	15,409.28	500.00	2,829.28	60,791.56
200	9323	MEDINAMITE	1,554.12	4.56	748.61	.00	599.17	1,703.56
200	9324	MEDINIAN	39,857.54	139.37	20,290.29	1,550.00	8,044.63	52,103.20
200	9325	MHS BAND	18,625.42	34.48	14,067.16	.00	19,804.36	12,888.22
200	9326	NATIONAL HONOR SOCIETY	11,398.02	27.59	396.77	.00	1,482.43	10,312.36
200	9327	ORCHESTRA	28,825.40	81.92	2,494.56	.00	694.01	30,625.95
200	9330	SCIENCE OLYMPIAD CLUB	2,038.78	5.82	2,416.28	45.01	2,279.96	2,175.10
200	9331	SKI CLUB	3.09	.01	.11	.00	.00	3.20
200	9332	SPANISH CLUB	11,811.28	33.31	6,657.78	.00	6,015.64	12,453.42
200	9333	STUDENT COUNCIL	28,707.92	130.52	25,975.66	2,115.00	28,321.24	26,362.34
200	9335	LATIN CLUB	1,966.00	22.97	6,597.63	.00	24.50-	8,588.13
200	9337	AMERICAN SIGN LANGUAGE CL	235.50	.80	64.87	.00	.00	300.37
200	9339	SPEECH/DEBATE CLUB	19,883.43	52.24	18,320.76	493.68	18,676.90	19,527.29
200	9340	STUDENT'S H.O.P.E.	1,865.34	3.66	640.20	.00	1,138.60	1,366.94
200	9346	PENGUIN BOWL/NOSB	211.89	.32	257.37	.00	350.00	119.26
200	9350	TECHNOLOGY CLUB	632.83	1.49	1,802.17	.00	1,878.58	556.42
200	9352	VIDEO CLUB - SR HI	7,672.76	16.65	1,903.15	.00	3,353.27	6,222.64
200	9353	CHINESE CLUB	961.43	2.66	34.63	.00	.00	996.06
200	9355	GENDER AND SEXUALITY ALLI	1,095.96	3.90	580.61	.00	219.14	1,457.43
200	9380	V O F T	17,711.12	47.58	3,687.77	.00	3,610.00	17,788.89
200	9419	CLASS OF 2019	3,253.33	.00	72.46	.00	1,005.78	2,320.01
200	9420	CLASS OF 2020	11,497.68	29.81	2,785.62	.00	3,140.25	11,143.05
200	9421	CLASS OF 2021	3,421.61	30.88	18,885.59	.00	10,763.49	11,543.71
200	9422	CLASS OF 2022	1,674.16	9.87	3,815.26	.00	1,800.00	3,689.42
200	9423	CLASS OF 2023	.00	4.60	3,520.31	.00	1,800.00	1,720.31
200	9999	GENERIC STUDENT ACTIV. FD	.01	.00	.00	.00	.00	.01
300	0000	ATHLETIC FUND	170,034.16	1,300.00-	255,800.70	2,522.17	275,189.73	150,645.13
300	9110	GARFIELD FIELD TRIPS	366.34	99.16	4,974.16	653.97	434.99-	5,775.49
300	9120	CANAVAN FIELD TRIP	915.00	666.55	5,374.55	60.00	6,289.55	.00
300	9121	WORLD WATCHER'S CLUB	7,362.04	.00	.00	.00	.00	7,362.04
300	9130	FENN FIELD TRIPS	237.09	244.28	6,032.28	.00	6,269.37	.00
300	9140	HERITAGE FIELD TRIPS	479.21	.00	4,314.50	.00	4,705.00	88.71
300	9160	BLAKE FIELD TRIPS	785.58	.00	750.00	.00	1,047.00	488.58
300	9170	WAITE FIELD TRIPS	.00	.00	9,218.87	.00	8,531.20	687.67
300	9180	NORTHROP FIELD TRIPS	1,500.00	.00	9,081.58	.00	9,213.73	1,367.85
300	9201	CLAGGETT MIDDLE SCH. BAND	26,251.65	.00	12,817.00	2,498.36	12,474.58	26,594.07
300	9202	CLAGGETT MIDDLE SCH. ORCH	258.00	.00	.00	.00	.00	258.00
300	9203	CLAGGETT MIDDLE SCHOOL LI	370.00	.00	.00	.00	.00	370.00
300	9204	CLAGGETT M.S. CHOIR FUND	634.10	.00	.00	.00	.00	634.10
300	9208	CLAGGETT - 6TH GRADE TRIP	20,913.82	.00	84,976.80	.00	104,071.73	1,818.89
300	9250	ROOT M.S. BAND FUND	17,149.72	.00	12,888.00	.00	17,472.41	12,565.31
300	9251	ROOT M.S. ORCHESTRA FUND	1,246.65	.00	.00	.00	.00	1,246.65

Date: 7/08/20

F I N A N C I A L S U M M A R Y R E P O R T
Processing Month: June 2020
MEDINA CITY SCHOOL DISTRICT

Page: 5
(FINSUM)

Fnd	Scc	Description	Beginning Balance	MTD Revenues	FYTD Revenues	MTD Expenditures	FYTD Expenditures	Current Available Balance
300	9252	ROOT M.S. CHOIR FUND	3,270.15	.00	.00	.00	.00	3,270.15
300	9253	ROOT M.S. BEEHIVE	1,060.80	.00	728.15	.00	253.55	1,535.40
300	9258	ROOT - DISTRICT SUPERVISE	119,680.13	.00	4,291.55	.00	123,722.60	249.08
300	9301	BOWLING CLUB	.00	.00	3,750.00	1,562.85	1,562.85	2,187.15
300	9302	MENS VOLLEYBALL	7,993.06	.00	.00	2,000.00	1,427.00	6,566.06
300	9303	HUDDLE/SHUDDLE	2,185.20	.00	1,650.00	577.50	1,251.19	2,584.01
300	9304	LINK CREW	3,212.64	.00	868.00	.00	1,351.19	2,729.45
300	9313	MUSICAL	6,979.31	.00	12,850.00	.00	5,898.58	13,930.73
300	9325	MHS BAND TRIP	7,171.20	.00	.00	.00	.00	7,171.20
300	9334	BEEHIVE CAFE	20,072.08	.00	10,694.89	.00	10,483.88	20,283.09
300	9390	GLOBAL TRIPS	.00	364.00-	3,166.00	.00	.00	3,166.00
300	9410	SPARKLE CHEERLEADING	2,577.99	.00	900.00	.00	1,464.70	2,013.29
401	9010	AUXILIARY FUNDS/ST FRANCI	.00	292.01	378,208.38	21,079.84	269,043.97	109,164.41
401	9017	AUXILIARY FUNDS/ST FRANCI	37.41	.00	.00	.00	.00	37.41
401	9019	AUXILIARY FUNDS/ST FRANCI	78,595.95	.00	187.16	.00	78,783.11	.00
401	9020	AUX FUNDS NURTURY	.00	36.96	15,024.34	.00	1,209.00	13,815.34
401	9027	AUX FUNDS NURTURY	72.90	.00	.00	.00	.00	72.90
401	9030	AUX FUNDS MCA	.00	118.98	191,031.88	6,222.15	146,551.80	44,480.08
401	9039	AUX FUNDS MCA	18,511.09	.00	24.66	.00	18,535.75	.00
401	9049	AUX FUNDS KIDS COUNTRY	10,268.70	.00	28.80	.00	10,297.50	.00
401	9066	SM WONDERS	1,644.12	.00	.00	.00	.00	1,644.12
432	9097	MANAGE. INFO. SYS. FUND	.80	.00	.00	.00	.00	.80
450	9008	SCHOOLNET PLUS FY2008: GR	1.00	.00	.00	.00	.00	1.00
451	9010	CONNECTIVITY	.00	.00	19,800.00	.00	.00	19,800.00
451	9013	CONNECTIVITY 2013	800.00	.00	.00	.00	.00	800.00
451	9018	CONNECTIVITY FY18	564.00	.00	.00	.00	.00	564.00
451	9019	CONNECTIVITY	19,800.00	.00	.00	.00	19,680.00	120.00
452	9008	SCHOOLNET PROFESSIONAL DE	66.15	.00	.00	.00	.00	66.15
467	9020	FOUNDATION - STUDENT WELL	.00	.00	385,110.86	15,761.66	184,851.78	200,259.08
499	9012	INTERN PSYCH FY12	45.81	.00	.00	.00	.00	45.81
499	9013	INTERN PSYCH FY13	39.97	.00	.00	.00	.00	39.97
499	9019	SCHOOL SAFETY	37,148.75	.00	29,679.80	.00	37,148.75	29,679.80
499	9024	LOCAL GOVERNMENT INNOVATI	7,750.00	.00	.00	.00	.00	7,750.00
499	9039	INTERN PSYCHOLOGIST GRANT	2.20	.00	.00	.00	.00	2.20
499	9112	E-TECH BLENDED LEARNING G	321.71	.00	.00	.00	.00	321.71
506	9014	RESIDENT EDUCATOR GRANT	950.00	.00	.00	.00	.00	950.00
516	9015	TITLE VI-B	2,690.82	.00	.00	.00	.00	2,690.82
516	9016	TITLE VI-B	229.90	.00	.00	.00	.00	229.90
516	9019	TITLE VI-B	6,410.04	.00	272,672.29	.00	279,082.33	.00
516	9020	TITLE VI-B	.00	479,396.11	1,289,402.54	104,031.57	1,253,081.05	36,321.49
551	9120	TITLE III LEP	.00	17,540.40	17,540.40	1,022.95	3,962.95	13,577.45
572	9019	TITLE I	302.23	.00	111,350.41	.00	111,652.64	.00
572	9020	TITLE I	.00	182,774.05	472,221.08	45,160.29	472,151.46	69.62
572	9116	TITLE I-D	2.83	.00	.00	.00	.00	2.83
572	9119	TITLE I-D	9,526.19	.00	25,402.15	.00	34,928.34	.00
572	9120	TITLE I-D	.00	13,706.60	28,596.04	3,285.65	22,353.22	6,242.82

Date: 7/08/20

F I N A N C I A L S U M M A R Y R E P O R T
Processing Month: June 2020
MEDINA CITY SCHOOL DISTRICT

Page: 6
(FINSUM)

Fnd	Sc	Description	Beginning Balance	MTD Revenues	FYTD Revenues	MTD Expenditures	FYTD Expenditures	Current Available Balance
587	9019	PRESCHOOL	131.48	.00	5,249.61	.00	5,381.09	.00
587	9020	PRESCHOOL	.00	15,914.64	41,872.46	3,308.82	41,187.43	685.03
587	9120	6B RESTORATION - PRESCHOO	.00	1,331.02	1,331.02	.00	1,331.02	.00
590	9019	TITLE II-A	41,141.13	.00	35,071.94	.00	76,213.07	.00
590	9020	TITLE II-A	.00	56,476.40	112,167.48	3,599.32	74,906.80	37,260.68
599	9019	TITLE IV-A STUDENT SUPPOR	15,509.72	.00	10,277.28	.00	25,787.00	.00
599	9020	TITLE IV-A STUDENT SUPPOR	.00	11,136.77	24,178.19	665.28	15,338.47	8,839.72
		Grand Total All Funds	76,258,648.68	3,879,860.88	107402,163.62	8,990,715.60	110053,840.26	73606,972.04
		Total Invested Funds	.00					

Date: 7/08/2020

C H E C K R E G I S T E R
Processing Month: June 2020
MEDINA CITY SCHOOL DISTRICT

Page: 1
(CHKREG)

Check#	Check Date	Org Sta	Vendor Paid	Check Amount	Status Date
009110	06/05/2020	M/M	MEMO --S T R S	89,707.63	
009111	06/05/2020	M/M	MEMO --S E R S	4,341.98	
009112	06/05/2020	M/M	MEMO -MEDINA CITY SCHOOLS	329,478.25	
009113	06/05/2020	M/M	MEMO - HUNTINGTON NAT'L BANK	32,669.70	
009114	06/05/2020	M/M	MEMO - BUREAU WORK COMP	11,012.19	
009115	06/01/2020	M/M	MEMO - HUNTINGTON NAT'L BANK	19,950.00	
009116	06/02/2020	M/M	MEMO - MEDICAL MUTUAL	183,052.95	
009117	06/05/2020	M/M	MEMO MET LIFE INSURANCE	4,916.71	
009118	06/08/2020	M/M	MEMO - MEDICAL MUTUAL	72,931.95	
009119	06/15/2020	T/T	MEMO -MEDINA CITY SCHOOLS	7,034.10	
009120	06/15/2020	T/T	MEMO -MEDINA CITY SCHOOLS	12,194.35	
009121	06/15/2020	T/T	MEMO -MEDINA CITY SCHOOLS	666.55	
009122	06/15/2020	T/T	MEMO -MEDINA CITY SCHOOLS	244.28	
009123	06/15/2020	T/T	MEMO -MEDINA CITY SCHOOLS	445,257.06	
009124	06/15/2020	T/T	MEMO -MEDINA CITY SCHOOLS	50,000.00	
009125	06/15/2020	T/T	MEMO -MEDINA CITY SCHOOLS	459,540.00	
009126	06/15/2020	T/T	MEMO -MEDINA CITY SCHOOLS	93,675.00	
009127	06/15/2020	T/T	MEMO -MEDINA CITY SCHOOLS	9,119.36	
009128	06/15/2020	T/T	MEMO -MEDINA CITY SCHOOLS	25,000.00	
009129	06/15/2020	T/T	MEMO -MEDINA CITY SCHOOLS	8,930.00	
009130	06/15/2020	T/T	MEMO -MEDINA CITY SCHOOLS	2,700.00	
009131	06/15/2020	T/T	MEMO -MEDINA CITY SCHOOLS	40,860.00	
009132	06/15/2020	T/T	MEMO -MEDINA CITY SCHOOLS	9,505.00	
009133	06/15/2020	T/T	MEMO -MEDINA CITY SCHOOLS	289,540.00	
009134	06/15/2020	T/T	MEMO -MEDINA CITY SCHOOLS	50,000.00	
009135	06/23/2020	M/M	MEMO-CAPITAL ONE	11,145.63	
009136	06/22/2020	M/M	MEMO - MEDICAL MUTUAL	77,991.88	
009137	06/15/2020	M/M	MEMO - MEDICAL MUTUAL	143,381.52	
009138	06/05/2020	M/M	OHIO DEPT OF ED - MEMO CK	114,213.82	
009139	06/19/2020	M/M	OHIO DEPT OF ED - MEMO CK	121,018.70	
009140	06/22/2020	M/M	MEMO MET LIFE INSURANCE	3,564.05	
009141	06/19/2020	M/M	MEMO --S T R S	87,077.86	
009142	06/19/2020	M/M	MEMO --S E R S	4,228.26	
009143	06/19/2020	M/M	MEMO -MEDINA CITY SCHOOLS	330,238.73	
009144	06/19/2020	M/M	MEMO - HUNTINGTON NAT'L BANK	30,709.66	
009145	06/19/2020	M/M	MEMO - BUREAU WORK COMP	10,235.35	
009146	06/24/2020	M/M	GORDON FOOD SERVICE	42.98	
009147	06/25/2020	M/M	MEMO --S T R S	489,614.00	
009148	06/25/2020	M/M	MEMO --S E R S	126,408.00	
009149	06/29/2020	M/M	MEMO - MEDICAL MUTUAL	154,655.73	
009150	06/30/2020	M/M	MEMO - P & A ADMINISTRATIVE	12,271.87	
009151	06/30/2020	M/M	MEMO - MEDICAL MUTUAL	83,240.40	
009152	06/30/2020	M/M	MEMO MET LIFE INSURANCE	52,027.79	
009153	06/30/2020	M/M	MEMO - BUREAU WORK COMP	6,559.63	
633446	06/11/2020	W/R	ABIGAIL MCCLINTOCK	250.00	06/23/2020
633447	06/11/2020	W/R	ACHIEVEMENT ADVANTAGE	1,800.00	06/16/2020
633448	06/11/2020	W/W	ALEXANDER DEWEY	1,000.00	
633449	06/11/2020	W/R	ALEXIS ROGERS	1,000.00	06/15/2020
633450	06/11/2020	W/R	ALLISON PERRONE	1,000.00	06/16/2020
633451	06/11/2020	W/R	ALYSSA DREHS	500.00	06/15/2020
633452	06/11/2020	W/R	AMAZON.COM	1,032.10	06/12/2020
633453	06/11/2020	W/W	ANNA DARRELL	500.00	

Date: 7/08/2020

C H E C K R E G I S T E R
Processing Month: June 2020
MEDINA CITY SCHOOL DISTRICT

Page: 2
(CHKREG)

Check#	Check Date	Org Sta	Vendor Paid	Check Amount	Status Date
633454	06/11/2020	W/R	APOLLO PEST CONTROL COMPANY	568.00	06/17/2020
633455	06/11/2020	W/R	APPLIED MSS	294.75	06/17/2020
633456	06/11/2020	W/R	ARMSTRONG	588.14	06/15/2020
633457	06/11/2020	W/R	ARMSTRONG CABLE	59.95	06/15/2020
633458	06/11/2020	W/R	ASSET CONTROL SOLUTIONS, INC.	7,140.00	06/15/2020
633459	06/11/2020	W/R	B & C COMMUNICATIONS	70.00	06/15/2020
633460	06/11/2020	W/R	BALAMURUGAN LAE CHIMANAN	187.50	06/17/2020
633461	06/11/2020	W/R	BENJAMIN PROCHASKA	1,000.00	06/15/2020
633462	06/11/2020	W/R	BRANDY COUGHENOUR	375.00	06/16/2020
633463	06/11/2020	W/R	BRETT GEBHART	375.00	06/26/2020
633464	06/11/2020	W/R	BRIAN OR COURTNEY DILANNI	562.50	06/15/2020
633465	06/11/2020	W/W	BRIAN PATTISON	1,000.00	
633466	06/11/2020	W/R	C MARTIN TRUCKING	631.01	06/23/2020
633467	06/11/2020	W/R	CARDINAL BUS SALES & SERV INC	23,120.00	06/15/2020
633468	06/11/2020	W/W	CARLA BACKUS	375.00	
633469	06/11/2020	W/R	CAROLINA BIOLOGICAL SUPPLY CO.	20.48	06/15/2020
633470	06/11/2020	W/R	CAROLYN HELLER	375.00	06/15/2020
633471	06/11/2020	W/R	CASSANDRA FIELD	334.00	06/30/2020
633472	06/11/2020	W/R	CAYLA SEVASTIS	1,000.00	06/16/2020
633473	06/11/2020	W/R	CFL VENDING MACHINE REPAIR LLC	75.00	06/16/2020
633474	06/11/2020	W/W	CHRISTINA SPONSELLER	375.00	
633475	06/11/2020	W/W	CHRISTINE BRETHAUER	187.50	
633476	06/11/2020	W/R	CHRISTY OVERMAN	500.00	06/17/2020
633477	06/11/2020	W/R	CHRONICLE TELEGRAM	305.46	06/16/2020
633478	06/11/2020	W/R	CINTAS CORPORATION	1,853.18	06/16/2020
633479	06/11/2020	W/R	CITY OF MEDINA	3,735.36	06/16/2020
633480	06/11/2020	W/R	CLEVELAND PLUMBING	6.06	06/15/2020
633481	06/11/2020	W/R	CLEVELAND SIGHT CENTER	4,200.00	06/16/2020
633482	06/11/2020	W/R	CLEVELAND TOOL & CUTTER	131.93	06/17/2020
633483	06/11/2020	W/R	COLUMBIA GAS OF OHIO, INC	4,059.90	06/22/2020
633484	06/11/2020	W/R	CRANDALL COMPANY, INC	105.95	06/19/2020
633485	06/11/2020	W/R	CYNTHIA KUICK	23.08	06/12/2020
633486	06/11/2020	W/W	CYNTHIA M SHEVEL	3,015.00	
633487	06/11/2020	W/W	CYNTHIA PATEK	500.00	
633488	06/11/2020	W/R	DAMON OR AMANDA KRUSZEWSKI	187.50	06/19/2020
633489	06/11/2020	W/W	DANIEL MONTANO-LOBE	1,000.00	
633490	06/11/2020	W/R	DAVID YANIGA	375.00	06/15/2020
633491	06/11/2020	W/R	DEREK TUCKER	187.50	06/23/2020
633492	06/11/2020	W/R	DISCOUNT SCHOOL SUPPLY	410.49	06/15/2020
633493	06/11/2020	W/V	DOUGLAS KILBREATH	382.44	06/23/2020
633494	06/11/2020	W/R	DYSLEXIA COACH OF NJ LLC	1,300.00	06/15/2020
633495	06/11/2020	W/R	EDUCATIONAL FURNITURE LLC	45,580.41	06/15/2020
633496	06/11/2020	W/W	ELIZABETH FAZIO	1,000.00	
633497	06/11/2020	W/W	ELIZABETH KISSNER	45.01	
633498	06/11/2020	W/R	ELLA CANAVAN PTO	142.40	06/19/2020
633499	06/11/2020	W/R	ELLA RASPER	500.00	06/16/2020
633500	06/11/2020	W/R	EMILEO FERNANDEZ	1,500.00	06/18/2020
633501	06/11/2020	W/R	EMILY BOCCIO	500.00	06/16/2020
633502	06/11/2020	W/W	EMILY UPDYKE	1,750.00	
633503	06/11/2020	W/R	ENNIS BRITTON CO LPA	175.00	06/12/2020
633504	06/11/2020	W/R	ENVIROCHEMICAL INC	1,000.00	06/15/2020
633505	06/11/2020	W/W	ETHAN MARDOVIN	1,000.00	

Date: 7/08/2020

C H E C K R E G I S T E R
Processing Month: June 2020
MEDINA CITY SCHOOL DISTRICT

Page: 3
(CHKREG)

Check#	Check Date	Org Sta	Vendor Paid	Check Amount	Status Date
633506	06/11/2020	W/R	EVAN VAZQUEZ	500.00	06/29/2020
633507	06/11/2020	W/R	FANNING & HOWEY ASSOCIATES	10,305.06	06/15/2020
633508	06/11/2020	W/R	FARMERS EXCHANGE CO INC	25.98	06/15/2020
633509	06/11/2020	W/R	FOLLETT SCHOOL SOLUTIONS INC	278.07	06/15/2020
633510	06/11/2020	W/R	FRONTIER NORTH INC	41,583.80	06/17/2020
633511	06/11/2020	W/R	GABRIELLA FIELD	333.00	06/24/2020
633512	06/11/2020	W/R	GRACE BRANDT	1,000.00	06/15/2020
633513	06/11/2020	W/R	GRIZZLY AUTO & TIRE	818.54	06/16/2020
633514	06/11/2020	W/R	GROVE CITY AREA SCHOOL DISTRICT	3,230.00	06/25/2020
633515	06/11/2020	W/R	HANNA KOVALIK	1,000.00	06/19/2020
633516	06/11/2020	W/R	HARRY CUSTER	750.00	06/22/2020
633517	06/11/2020	W/R	HEALTHCARE BILLING SERVICES	40.99	06/19/2020
633518	06/11/2020	W/R	IMAGINE LEARNING INC	750.00	06/22/2020
633519	06/11/2020	W/R	ISABELLA FIELD	333.00	06/24/2020
633520	06/11/2020	W/R	JACKLYN WOLFF	500.00	06/15/2020
633521	06/11/2020	W/R	JACOB MARDOVIN	1,000.00	06/15/2020
633522	06/11/2020	W/W	JACOB TOTH	1,000.00	
633523	06/11/2020	W/R	JACQUELINE MROZ	562.50	06/16/2020
633524	06/11/2020	W/R	JEANNE BLANKENSHIP	11.96	06/12/2020
633525	06/11/2020	W/R	JENNA COX	750.00	06/16/2020
633526	06/11/2020	W/R	JENNA DOMBI	1,000.00	06/22/2020
633527	06/11/2020	W/R	JILLIAN LENTZ	1,000.00	06/15/2020
633528	06/11/2020	W/R	JONATHAN SIEFKER	375.00	06/18/2020
633529	06/11/2020	W/W	JOSEPH CORNELL	1,000.00	
633530	06/11/2020	W/R	JOSEPH DESARIO	500.00	06/16/2020
633531	06/11/2020	W/R	JOSTENS INC	1,550.00	06/18/2020
633532	06/11/2020	W/V	JS PRINTING	279.00	06/16/2020
633533	06/11/2020	W/W	JULIA PATEK	500.00	
633534	06/11/2020	W/R	JULIE WILLIAMS	811.26	06/26/2020
633535	06/11/2020	W/R	KATHERINE LEMKE	187.50	06/16/2020
633536	06/11/2020	W/R	KELLY BARONE	187.50	06/16/2020
633537	06/11/2020	W/R	KELLY KILGORE	187.50	06/15/2020
633538	06/11/2020	W/R	KELLY MAEVE	1,000.00	06/24/2020
633539	06/11/2020	W/R	KIEFER EQUIPMENT CO	76.94	06/15/2020
633540	06/11/2020	W/R	KIMBERLY JONES	187.50	06/15/2020
633541	06/11/2020	W/R	KRISTEN WALTZ	187.50	06/29/2020
633542	06/11/2020	W/R	KRISTIN KASPER	1,000.00	06/15/2020
633543	06/11/2020	W/R	KYLE BALAS	1,000.00	06/23/2020
633544	06/11/2020	W/R	LANGUAGE LEARNING ASSOCIATES	38,895.00	06/12/2020
633545	06/11/2020	W/R	LEARNING A-Z	272.95	06/15/2020
633546	06/11/2020	W/R	LEARNING ALLY	1,980.00	06/15/2020
633547	06/11/2020	W/R	LINDSEY LINARD	500.00	06/15/2020
633548	06/11/2020	W/R	LODI LUMBER CO	209.00	06/15/2020
633549	06/11/2020	W/R	LORI S KELLY	1,830.00	06/12/2020
633550	06/11/2020	W/R	MADISON WOLFF	500.00	06/16/2020
633551	06/11/2020	W/R	MAKENNA RIEDEL	400.00	06/17/2020
633552	06/11/2020	W/W	MAKENNA WHITE	1,000.00	
633553	06/11/2020	W/W	MALLORY MILLER	750.00	
633554	06/11/2020	W/R	MARS ELECTRIC CO.	13.20	06/15/2020
633555	06/11/2020	W/R	MATTHEW BRAUSER	1,000.00	06/15/2020
633556	06/11/2020	W/R	MATTHEW MURPHY	1,000.00	06/19/2020
633557	06/11/2020	W/W	MATTHEW STUMP	500.00	

Date: 7/08/2020

C H E C K R E G I S T E R
Processing Month: June 2020
MEDINA CITY SCHOOL DISTRICT

Page: 4
(CHKREG)

Check#	Check Date	Org Sta	Vendor Paid	Check Amount	Status Date
633558	06/11/2020	W/W	MAURARI BHIMARARAPU	1,000.00	
633559	06/11/2020	W/R	MCKINLEY KERANS	1,000.00	06/25/2020
633560	06/11/2020	W/R	MCMMASTER-CARR	575.24	06/15/2020
633561	06/11/2020	W/W	MEDINA ATHLETIC BOOSTER CLUB	253.26	
633562	06/11/2020	W/R	MEDINA AUTO MALL	67.00	06/18/2020
633563	06/11/2020	W/R	MEDINA CITY SCHOOLS	70,667.24	06/17/2020
633564	06/11/2020	W/R	MEDINA COUNTY ECONOMIC	1,500.00	06/19/2020
633565	06/11/2020	W/R	MEDINA COUNTY SANITARY	11,841.75	06/16/2020
633566	06/11/2020	W/R	MEDINA HARDWARE, INC	680.74	06/18/2020
633567	06/11/2020	W/W	MEHMET ERAY TULAY	187.50	
633568	06/11/2020	W/R	MELISSA MALONE	750.00	06/15/2020
633569	06/11/2020	W/R	MONARCH CARPET ONE	2,500.00	06/17/2020
633570	06/11/2020	W/R	MORGAN AMEND	1,980.00	06/17/2020
633571	06/11/2020	W/R	MT BUSINESS TECHNOLOGIES, INC.	83.49	06/15/2020
633572	06/11/2020	W/R	MUSIC THERAPY ENRICHMENT	1,004.00	06/19/2020
633573	06/11/2020	W/R	NE DISTRICT ATHLETIC BOARD	4,568.10	06/22/2020
633574	06/11/2020	W/R	NEOLA INC.	1,225.00	06/18/2020
633575	06/11/2020	W/R	NICHOLAS MILLER	1,000.00	06/16/2020
633576	06/11/2020	W/W	NICHOLAS STUMP	500.00	
633577	06/11/2020	W/R	NICHOLS PAPER & SUPPLY CO.	2,422.35	06/16/2020
633578	06/11/2020	W/R	NICOLE PILNY	187.50	06/26/2020
633579	06/11/2020	W/R	NINA ALACHNIEWICZ	1,000.00	06/30/2020
633580	06/11/2020	W/R	OHIO EDISON COMPANY	51,251.21	06/15/2020
633581	06/11/2020	W/R	OHIO SCHOOLS COUNCIL	2,280.00	06/18/2020
633582	06/11/2020	W/R	OHM ADVISORS	4,025.00	06/16/2020
633583	06/11/2020	W/R	OLIVER O'CULL	1,000.00	06/15/2020
633584	06/11/2020	W/W	OLIVIA PRIESTLEY	1,000.00	
633585	06/11/2020	W/R	ORLO AUTO PARTS INC	32.56	06/15/2020
633586	06/11/2020	W/R	P & A ADMINISTRATIVE SERVICES	144.00	06/16/2020
633587	06/11/2020	W/R	PAIGE RASPER	500.00	06/16/2020
633588	06/11/2020	W/R	DARICE INC/PAT CATAN'S	185.77	06/17/2020
633589	06/11/2020	W/R	PAUL DESARIO	500.00	06/16/2020
633590	06/11/2020	W/R	PENCILS.COM	96.52	06/16/2020
633591	06/11/2020	W/R	CAFETERIA-PEPSI COLA ORDERS	1,251.10	06/17/2020
633592	06/11/2020	W/R	PETERS KALAIL & MARKAKIS CO	715.50	06/12/2020
633593	06/11/2020	W/R	PITNEY BOWES GLOBAL FINANCIAL	390.05	06/19/2020
633594	06/11/2020	W/R	POINT SPRING & DRIVESHAFT CO	2,086.21	06/16/2020
633595	06/11/2020	W/R	POSITIVE PROMOTIONS, INC	220.95	06/18/2020
633596	06/11/2020	W/R	US POSTAL SERVICE	410.00	06/17/2020
633597	06/11/2020	W/W	PURE WATER TECHNOLOGY LLC	59.95	
633598	06/11/2020	W/R	RAFCOMM, INC.	121.12	06/16/2020
633599	06/11/2020	W/R	REINHARDT SUPPLY COMPANY	1,177.75	06/18/2020
633600	06/11/2020	W/R	RIYA PATEL	1,000.00	06/23/2020
633601	06/11/2020	W/R	RJ VERNAK REFRIGERATION	5,539.00	06/19/2020
633602	06/11/2020	W/R	ROB & CAROLYN CHURGOVICH	187.50	06/26/2020
633603	06/11/2020	W/R	ROBERT MORFORD	187.50	06/16/2020
633604	06/11/2020	W/R	ROJEN COMPANY	440.18	06/16/2020
633605	06/11/2020	W/R	RYAN HOLDMAN	750.00	06/16/2020
633606	06/11/2020	W/R	SAMANTHA SHOCK	1,000.00	06/17/2020
633607	06/11/2020	W/R	SAMUEL PEACOCK	1,000.00	06/22/2020
633608	06/11/2020	W/R	SANDRA OR LLOYD ROSS	375.00	06/15/2020
633609	06/11/2020	W/W	SARA SPACEK	187.50	

Date: 7/08/2020

C H E C K R E G I S T E R
Processing Month: June 2020
MEDINA CITY SCHOOL DISTRICT

Page: 5
(CHKREG)

Check#	Check Date	Org Sta	Vendor Paid	Check Amount	Status Date
633610	06/11/2020	W/R	SARAH SUNDERMEIER	187.50	06/22/2020
633611	06/11/2020	W/R	SCOTT SCRIVEN LLP	5,390.00	06/17/2020
633612	06/11/2020	W/R	SHELLEY MACK	560.00	06/12/2020
633613	06/11/2020	W/R	SHERWIN WILLIAMS COMPANY	369.45	06/17/2020
633614	06/11/2020	W/R	SOUTH OF THE SQUARE	1,623.80	06/16/2020
633615	06/11/2020	W/R	SOUTHEASTERN EQUIPMENT AND	1,985.00	06/15/2020
633616	06/11/2020	W/R	SPORTSWORLD	689.50	06/25/2020
633617	06/11/2020	W/R	SQUIRE PATTON BOGGS (US) LLP	60.00	06/15/2020
633618	06/11/2020	W/R	STACY M FARRENHOLZ	218.25	06/12/2020
633619	06/11/2020	W/V	STATE OF OHIO UST FUND	19.00	06/30/2020
633620	06/11/2020	W/R	STEPHANIE BOCCIO	500.00	06/15/2020
633621	06/11/2020	W/W	STEPHANIE FORSTNER	187.50	
633622	06/11/2020	W/R	STEPS ACADEMY	8,062.50	06/16/2020
633623	06/11/2020	W/R	SUMMER GRAY	1,000.00	06/16/2020
633624	06/11/2020	W/R	SUPERIOR PETROLEUM EQUIPMENT	9,173.50	06/17/2020
633625	06/11/2020	W/R	SYDNEY CASSEL	750.00	06/16/2020
633626	06/11/2020	W/R	TALBERT'S COMMERCIAL PRODUCTS	798.99	06/16/2020
633627	06/11/2020	W/R	TAMMY KORYLKO-CARNY	187.50	06/29/2020
633628	06/11/2020	W/R	TAYLOR CONSULTING GROUP	4,116.75	06/16/2020
633629	06/11/2020	W/R	TAYLOR WHITE	500.00	06/16/2020
633630	06/11/2020	W/R	TECHNOLOGY ENGINEERING	5,866.25	06/12/2020
633631	06/11/2020	W/R	TEXTHELP INC	2,250.00	06/22/2020
633632	06/11/2020	W/R	TONYA BEACH FULLER	375.00	06/15/2020
633633	06/11/2020	W/R	TRECA DIGITAL ACADEMY	6,647.75	06/17/2020
633634	06/11/2020	W/R	TUSING BUILDERS LTD	93,933.00	06/15/2020
633635	06/11/2020	W/R	TYLER WODRICH	1,000.00	06/18/2020
633636	06/11/2020	W/R	UNITED RENTALS (N AMERICA) INC	150.00	06/22/2020
633637	06/11/2020	W/R	US BANK EQUIPMENT FINANCE	11,415.00	06/15/2020
633638	06/11/2020	W/R	VERIZON BUSINESS	526.64	06/15/2020
633639	06/11/2020	W/R	VICTORIA PETEY	500.00	06/25/2020
633640	06/11/2020	W/R	VINSON GROUP, LLC	3,333.32	06/18/2020
633641	06/11/2020	W/R	VOYAGER SOPRIS LEARNING, INC	59.00	06/18/2020
633642	06/11/2020	W/W	W.B. MASON CO., INC.	64.62	
633643	06/11/2020	W/R	WHITNEY MURRELL	375.00	06/19/2020
633644	06/11/2020	W/R	WILEY EDU, LLC	381.65	06/24/2020
633645	06/11/2020	W/R	WOLFF BROS. SUPPLY, INC.	1,207.21	06/15/2020
633646	06/11/2020	W/R	ZACH BRENNER	1,000.00	06/16/2020
633647	06/16/2020	W/R	AMAZON.COM	96.87	06/17/2020
633648	06/16/2020	W/R	APOLLO PEST CONTROL COMPANY	628.00	06/22/2020
633649	06/16/2020	W/R	DANIEL SMITH	13.46	06/17/2020
633650	06/16/2020	W/R	FARMERS EXCHANGE CO INC	44.99	06/22/2020
633651	06/16/2020	W/R	FBN SYSTEMS, INC.	305.00	06/24/2020
633652	06/16/2020	W/R	G&L SUPPLY CO	345.30	06/22/2020
633653	06/16/2020	W/R	JAMIE L FARMER	323.00	06/23/2020
633654	06/16/2020	W/R	JESSICA WYATT	24.16	06/17/2020
633655	06/16/2020	W/W	MEDINA COUNTY PORT AUTHORITY	853.00	
633656	06/16/2020	W/R	REINHARDT SUPPLY COMPANY	2,561.68	06/22/2020
633657	06/16/2020	W/R	SANDRA DOWNEY	154.26	06/19/2020
633658	06/16/2020	W/R	SHERWIN WILLIAMS COMPANY	119.32	06/29/2020
633659	06/16/2020	W/R	STERLING FARM EQUIPMENT	42.16	06/23/2020
633660	06/16/2020	W/R	OHIO DEPARTMENT OF COMMERCE	1,020.75	06/23/2020
633661	06/16/2020	W/R	TREE MAINTENANCE SERVICE INC	550.00	06/24/2020

Date: 7/08/2020

C H E C K R E G I S T E R
Processing Month: June 2020
MEDINA CITY SCHOOL DISTRICT

Page: 6
(CHKREG)

Check#	Check Date	Org Sta	Vendor Paid	Check Amount	Status Date
633662	06/16/2020	W/W	W.B. MASON CO., INC.	120.00	
633663	06/16/2020	W/R	WOLFF BROS. SUPPLY, INC.	150.28	06/22/2020
633664	06/23/2020	W/R	AARON SABLE	486.68	06/24/2020
633665	06/23/2020	W/R	ABC THERAPY, LTD	15,759.50	06/24/2020
633666	06/23/2020	W/W	AG-PRO OHIO, LLC	230.47	
633667	06/23/2020	W/R	AIRGAS USA, LLC	23.64	06/29/2020
633668	06/23/2020	W/R	AMAZON.COM	9,396.27	06/24/2020
633669	06/23/2020	W/W	MEDINA LANES	1,562.85	
633670	06/23/2020	W/W	COLLEGE BOARD	48,280.00	
633671	06/23/2020	W/W	APPLE INC.	1,698.00	
633672	06/23/2020	W/R	APPLIED MSS	1,871.61	06/29/2020
633673	06/23/2020	W/R	ARMSTRONG CABLE	239.95	06/29/2020
633674	06/23/2020	W/R	B & C COMMUNICATIONS	49.80	06/29/2020
633675	06/23/2020	W/R	NORTHERN TOOL & EQUIPMENT	39.74	06/29/2020
633676	06/23/2020	W/R	DAIRYMENS	860.70	06/29/2020
633677	06/23/2020	W/W	CalAmp CORP	4,700.00	
633678	06/23/2020	W/R	CDWG	694.90	06/29/2020
633679	06/23/2020	W/R	CENTRAL INSTRUMENT CO.	75.00	06/29/2020
633680	06/23/2020	W/R	CINTAS FIRST AID & SAFETY	130.59	06/29/2020
633681	06/23/2020	W/R	CINTAS CORPORATION	1,191.80	06/29/2020
633682	06/23/2020	W/R	CITY OF MEDINA	1,446.53	06/25/2020
633683	06/23/2020	W/W	CLAGGETT MIDDLE SCHOOL PTO	201.00	
633684	06/23/2020	W/W	CLEVELAND CLINIC ATWORK	1,170.00	
633685	06/23/2020	W/W	COLUMBIA GAS OF OHIO, INC	202.85	
633686	06/23/2020	W/R	DOUGLAS KILBREATH	382.44	06/24/2020
633687	06/23/2020	W/R	EASY GRAPHICS CORP	1,903.00	06/30/2020
633688	06/23/2020	W/W	EDUCATION ALTERNATIVES	10,600.00	
633689	06/23/2020	W/R	EDUCATIONAL FURNITURE LLC	10,000.00	06/29/2020
633690	06/23/2020	W/R	EDUCATIONAL SERVICE CENTER	32,322.00	06/29/2020
633691	06/23/2020	W/W	HABEGGER CORPORATION	1,700.00	
633692	06/23/2020	W/R	ENTERPRISE FLEET MGMT INC.	11,826.28	06/29/2020
633693	06/23/2020	W/R	ESC OF MEDINA COUNTY	73,870.34	06/29/2020
633694	06/23/2020	W/R	FASTENAL COMPANY	6.73	06/30/2020
633695	06/23/2020	W/R	FRONTIER NORTH INC	897.88	06/29/2020
633696	06/23/2020	W/R	GORDON FOOD SERVICE	84.53	06/29/2020
633697	06/23/2020	W/R	GORDON FOOD SERVICE	45.38	06/29/2020
633698	06/23/2020	W/R	IDENTIPHOTO	168.37	06/29/2020
633699	06/23/2020	W/R	KELLY KRINER	68.75	06/24/2020
633700	06/23/2020	W/W	KIEFER EQUIPMENT CO	45.93	
633701	06/23/2020	W/R	LICKING AREA COMPUTER ASSOC.	25,830.71	06/30/2020
633702	06/23/2020	W/R	LINNEA WOLF	2,000.00	06/29/2020
633703	06/23/2020	W/R	LODI LUMBER CO	78.30	06/29/2020
633704	06/23/2020	W/R	MCMASTER-CARR	119.09	06/29/2020
633705	06/23/2020	W/R	MEDINA CITY SCHOOLS	32.82	06/25/2020
633706	06/23/2020	W/R	MEDINA COUNTY BOARD OF	590.48	06/30/2020
633707	06/23/2020	W/R	MICHAEL WESNER	507.50	06/24/2020
633708	06/23/2020	W/R	MITCHELL CHARVAT	339.00	06/24/2020
633709	06/23/2020	W/R	NAVIANCE INC	1,676.66	06/30/2020
633710	06/23/2020	W/R	NORDONIA HIGH SCHOOL	214.00	06/30/2020
633711	06/23/2020	W/R	NOREEN PAFFUMI	11.00	06/24/2020
633712	06/23/2020	W/R	OHIO ASSOC OF STUDENT COUNCILS	2,020.00	06/30/2020
633713	06/23/2020	W/R	OHIO EDISON COMPANY	328.88	06/29/2020

Date: 7/08/2020

C H E C K R E G I S T E R
Processing Month: June 2020
MEDINA CITY SCHOOL DISTRICT

Page: 7
(CHKREG)

Check#	Check Date	Org Sta	Vendor Paid	Check Amount	Status Date
633714	06/23/2020	W/W	OLIVER SIGNS & GRAPHICS, LTD	295.00	
633715	06/23/2020	W/W	OREGON SHAKESPEARE FESTIVAL AS	1,157.25	
633716	06/23/2020	W/R	ORLO AUTO PARTS INC	6.84	06/29/2020
633717	06/23/2020	W/R	POINT SPRING & DRIVESHAFT CO	377.95	06/30/2020
633718	06/23/2020	W/R	PSI AFFILIATES, INC.	14,716.00	06/24/2020
633719	06/23/2020	W/R	REINHARDT SUPPLY COMPANY	1,229.00	06/29/2020
633720	06/23/2020	W/W	RJ VERNAK REFRIGERATION	569.50	
633721	06/23/2020	W/W	ROJEN COMPANY	59.05	
633722	06/23/2020	W/W	SC STRATEGIC SOLUTIONS LLC	7,973.03	
633723	06/23/2020	W/R	SCHOOL SPECIALTY, INC	83.06	06/29/2020
633724	06/23/2020	W/R	SHERWIN WILLIAMS COMPANY	1,127.04	06/29/2020
633725	06/23/2020	W/R	SLAM DUNK SPORTS MARKETING	1,500.00	06/30/2020
633726	06/23/2020	W/R	SMITH BROTHERS INC.	36.00	06/29/2020
633727	06/23/2020	W/W	SPORTSWORLD	394.89	
633728	06/23/2020	W/W	SUPECK SEPTIC SERVICES, LLC.	225.00	
633729	06/23/2020	W/R	TAYLOR TELE-COMMUNICATIONS INC	790.00	06/29/2020
633730	06/23/2020	W/W	TES THERAPY	13,868.80	
633731	06/23/2020	W/W	TREE MAINTENANCE SERVICE INC	400.00	
633732	06/23/2020	W/R	UNITY SCHOOL BUS PARTS	9,930.00	06/29/2020
633733	06/23/2020	W/R	USA CUSTOM APPAREL LLC	577.50	06/29/2020
633734	06/23/2020	W/W	VANTAGE LEARNING USA LLC	325.00	
633735	06/23/2020	W/W	VERIZON WIRELESS	160.89	
633736	06/23/2020	W/R	VSA INC	775.00	06/29/2020
633737	06/23/2020	W/R	W W WILLIAMS COMPANY LLC	4,129.48	06/29/2020
633738	06/23/2020	W/W	W.B. MASON CO., INC.	800.00	
633739	06/23/2020	W/R	WELLINGTON IMPLEMENT CO., INC.	11,058.53	06/29/2020
633740	06/25/2020	W/W	COLUMBIA GAS OF OHIO, INC	4,215.51	
633741	06/25/2020	W/R	JAMES AARON JOSEFCZYK	5,160.00	06/30/2020
633742	06/25/2020	W/W	SCOTT SCRIVEN LLP	2,825.00	
633743	06/25/2020	W/R	US BANK EQUIPMENT FINANCE	11,415.00	06/29/2020
633744	06/25/2020	B/B	JESSICA HARMON	89.00	
633745	06/25/2020	B/R	KAREN WENDLAND	125.00	06/29/2020
633746	06/25/2020	B/R	TAMMY SCHREIBER	30.00	06/30/2020
633747	06/25/2020	B/B	MICHELLE BEARD	30.00	
633748	06/25/2020	B/R	LESLIE LANGAGER	25.00	06/30/2020
633749	06/25/2020	B/B	BIEGEL'S PLUMBING	1,000.00	
633750	06/25/2020	B/B	TWINSBURG ATHLETIC DEPT.	300.00	
633751	06/25/2020	B/B	LORAIN CITY SCHOOL DISTRICT	300.00	
633752	06/25/2020	B/R	ELVIRA MARTINEZ	81.50	06/30/2020
633753	06/25/2020	B/B	SHIRLEY LARIBEE	81.50	
633754	06/25/2020	B/B	KRISTEN KOLLAR	81.50	
633755	06/25/2020	B/R	KRISTEN KARTISEK	182.00	06/29/2020
633756	06/25/2020	B/B	MARCIE/KIRK ROSE	182.00	
633757	06/25/2020	B/R	JENNIFER PLATO-HAYDEN	330.00	06/26/2020
633758	06/25/2020	B/R	COURTNEY COURTNEY	20.00	06/26/2020
633759	06/25/2020	B/R	EMILY PIGNATO	70.00	06/29/2020
633760	06/25/2020	B/B	LISA DIETSCH	140.00	
633761	06/25/2020	B/B	LEISHA ZIMMERMAN	90.00	
633762	06/25/2020	B/R	KRISTEN HOVANIC	190.00	06/30/2020
633763	06/25/2020	B/B	MIRANDA ELENA NIEVES	20.00	
633764	06/25/2020	B/B	JENNIFER BROWN	50.00	
633765	06/25/2020	B/B	ANYA MARIE BRYANT	30.00	

Date: 7/08/2020

C H E C K R E G I S T E R
Processing Month: June 2020
MEDINA CITY SCHOOL DISTRICT

Page: 8
(CHKREG)

Check#	Check Date	Org Sta	Vendor Paid	Check Amount	Status Date
633766	06/25/2020	B/B	KRISTIN BRILL	350.00	
633767	06/25/2020	B/B	PETER JAMES BARNARD	350.00	
633768	06/25/2020	B/B	LAURA BUDNY	70.00	
633769	06/25/2020	B/B	LAURA BUDNY	70.00	
633770	06/25/2020	B/B	NEVADA STATS	50.00	
633771	06/25/2020	B/B	SANTANA CINALLI	200.00	
633772	06/25/2020	B/R	MARK CONTAT	50.00	06/30/2020
633773	06/25/2020	B/R	KRISTEN COOKE	350.00	06/29/2020
633774	06/25/2020	B/B	TARA BURRELLI	40.00	
633775	06/25/2020	B/B	LAUREN DIETRICH	160.00	
633776	06/25/2020	B/B	MARIA DIFRANCO	50.00	
633777	06/25/2020	B/B	KLORISSA DULL	165.00	
633778	06/25/2020	B/B	KRISTEN FREET	40.00	
633779	06/25/2020	B/B	STEPHEN FREJOFSKY	50.00	
633780	06/25/2020	B/B	TIFFANY HARGRAVE	20.00	
633781	06/25/2020	B/B	RENE HEGARTY	150.00	
633782	06/25/2020	B/B	JYOTI HOTA	90.00	
633783	06/25/2020	B/R	DONNA MCMAHON	50.00	06/30/2020
633784	06/25/2020	B/B	GURWINDER KAUR	70.00	
633785	06/25/2020	B/B	MARIA LAKINS	120.00	
633786	06/25/2020	B/R	HANNAH MAGRUM	125.00	06/29/2020
633787	06/25/2020	B/B	MICHELLE MCARTOR	30.00	
633788	06/25/2020	B/B	REBECCA RUSYNIAC	140.00	
633789	06/25/2020	B/R	JENNIFER MOORE	20.00	06/30/2020
633790	06/25/2020	B/B	STEPHANY SCHINDLER	60.00	
633791	06/25/2020	B/B	STEPHANY SCHINDLER	170.00	
633792	06/25/2020	B/R	ELISSA SHULEVA	60.00	06/29/2020
633793	06/25/2020	B/B	PATRICIA CONE	20.00	
633794	06/25/2020	B/R	JENNIFER STEFANICH	50.00	06/29/2020
633795	06/25/2020	B/B	JESSICA SUDER	40.00	
633796	06/25/2020	B/B	JESSICA SUDER	350.00	
633797	06/25/2020	B/B	MEGAN SURSO	40.00	
633798	06/25/2020	B/B	CHELSEY RABANT	20.00	
633799	06/25/2020	B/R	NAKITA WING	50.00	06/30/2020
633800	06/25/2020	B/B	KIMBERLY BOWERS	350.00	
633801	06/25/2020	B/R	KIMBERLY KURTZ	350.00	06/30/2020
633802	06/25/2020	B/R	KELLY ROGERS	350.00	06/30/2020
633803	06/25/2020	B/B	SARAH VACCARELLI	350.00	
633804	06/25/2020	B/R	NICOLE YACKO	350.00	06/29/2020
633805	06/25/2020	B/B	ERIN GERVAIS	133.80	
633806	06/25/2020	B/B	MONIQUE WHEELER	26.85	
633807	06/25/2020	B/B	PATRICK SIEMBOR	33.65	
633808	06/25/2020	B/B	JILL PALOMBO	8.00	
633809	06/25/2020	B/B	TODD BREHM	88.65	
633810	06/25/2020	B/B	JENNIFER DAVIS	34.50	
633811	06/25/2020	B/B	MICHELLE KINNEY	246.50	
942501	06/05/2020	C/C	MEMO -MEDINA CITY SCHOOLS	2,196,114.64	
942502	06/19/2020	C/C	MEMO -MEDINA CITY SCHOOLS	2,040,624.96	

Total Checks Issued \$ 9,323,138.04

Date: 07/08/20
Time: 12:34 pm

MEDINA CITY SCHOOL DISTRICT
Appropriation Account Summary
SORTED BY FUND-SCC

Page: 1
(APPSUM)

FYTD Appropriated	Prior FY Carryover Encumbrances	FYTD Expendable	FYTD Actual Expenditures	MTD Actual Expenditures	Current Encumbrances	FYTD Unencumbered Balance	FYTD Percent Exp/Enc
*****TOTAL FOR FUND-SCC 001 0000 (GENERAL FUND):							
78,101,113.06	1,423,382.45	79,524,495.51	76,653,939.47	6,366,376.66	977,435.17	1,893,120.87	97.62
=====							
*****TOTAL FOR FUND-SCC 002 9000 (BOND RETIREMENT - NEW ELEM/SR HIGH):							
4,258,286.50	0.00	4,258,286.50	4,241,575.19	0.00	0.00	16,711.31	99.61
=====							
*****TOTAL FOR FUND-SCC 002 9012 (LOCAL SALES TAX RETIREMENT OF COPS):							
1,740,087.50	0.00	1,740,087.50	1,736,007.55	0.00	0.00	4,079.95	99.77
=====							
*****TOTAL FOR FUND-SCC 002 9014 (CONSOLIDATION - ENERGY & TRANSP NOTES):							
341,350.00	0.00	341,350.00	341,349.98	0.00	0.00	0.02	100.00
=====							
*****TOTAL FOR FUND-SCC 003 0000 (PERMANENT IMPROVEMENT FUND):							
125,994.61	0.00	125,994.61	0.00	0.00	0.00	125,994.61	0.00
=====							
*****TOTAL FOR FUND-SCC 003 9000 (PERMANENT IMPROVEMENT FUND):							
8,601.14	0.00	8,601.14	0.00	0.00	0.00	8,601.14	0.00
=====							
*****TOTAL FOR FUND-SCC 003 9001 (MEDINA CITY REC CENTER-PERMANENT IMPROV.):							
458,627.94	32,934.10	491,562.04	284,191.12	2,916.58-	3,236.25	204,134.67	58.47
=====							
*****TOTAL FOR FUND-SCC 006 0000 (LUNCHROOM FUND):							
2,479,476.00	1,816.27	2,481,292.27	2,405,581.29	386,892.26	57,425.93	18,285.05	99.26
=====							
*****TOTAL FOR FUND-SCC 007 9004 (COLLINS SCHOLARSHIP/POST-GRADUATE):							
20,000.00	0.00	20,000.00	18,000.00	18,000.00	0.00	2,000.00	90.00
=====							
*****TOTAL FOR FUND-SCC 007 9111 (CHARLES STANGEL SCHOLARSHIP FUND):							
1,000.00	0.00	1,000.00	1,000.00	1,000.00	0.00	0.00	100.00
=====							

Date: 07/08/20
Time: 12:34 pm

MEDINA CITY SCHOOL DISTRICT
Appropriation Account Summary
SORTED BY FUND-SCC

Page: 2
(APPSUM)

FYTD Appropriated	Prior FY Carryover Encumbrances	FYTD Expendable	FYTD Actual Expenditures	MTD Actual Expenditures	Current Encumbrances	FYTD Unencumbered Balance	FYTD Percent Exp/Enc
*****TOTAL FOR FUND-SCC 007 9333 (RIOS STUDENT LEADER SCHOLAR.):							
5,000.00	0.00	5,000.00	3,750.00	3,750.00	0.00	1,250.00	75.00
=====							
*****TOTAL FOR FUND-SCC 008 9002 (KANEHL MUSIC TRUST):							
250.00	0.00	250.00	250.00	250.00	0.00	0.00	100.00
=====							
*****TOTAL FOR FUND-SCC 008 9003 (RICHARD HOFFMAN COLLINS MEMORIAL SCHOLARSHIP):							
40,000.00	0.00	40,000.00	24,000.00	24,000.00	0.00	16,000.00	60.00
=====							
*****TOTAL FOR FUND-SCC 008 9112 (ELAINE BUSHMAN FUND):							
500.00	0.00	500.00	400.00	400.00	0.00	100.00	80.00
=====							
*****TOTAL FOR FUND-SCC 009 9000 (STAR):							
30,475.00	0.00	30,475.00	30,475.00	0.00	0.00	0.00	100.00
=====							
*****TOTAL FOR FUND-SCC 009 9110 (UNIFORM SUPPLIES GARFIELD):							
7,218.00	0.00	7,218.00	4,963.42	0.00	0.00	2,254.58	68.76
=====							
*****TOTAL FOR FUND-SCC 009 9120 (UNIFORM SUPPLIES - CANAVAN):							
11,384.00	1,775.98	13,159.98	8,310.38	0.00	0.00	4,849.60	63.15
=====							
*****TOTAL FOR FUND-SCC 009 9130 (UNIFORM SUPPLIES - FENN):							
15,814.08	157.30	15,971.38	14,959.80	0.00	0.00	1,011.58	93.67
=====							
*****TOTAL FOR FUND-SCC 009 9140 (UNIFORM SUPPLIES - HERITAGE):							
10,542.00	0.00	10,542.00	7,240.54	0.00	0.00	3,301.46	68.68
=====							
*****TOTAL FOR FUND-SCC 009 9160 (UNIFORM SUPPLIES - BLAKE):							
14,282.00	123.85	14,405.85	11,542.25	0.00	0.00	2,863.60	80.12
=====							

Date: 07/08/20
Time: 12:34 pm

MEDINA CITY SCHOOL DISTRICT
Appropriation Account Summary
SORTED BY FUND-SCC

Page: 3
(APPSUM)

FYTD Appropriated	Prior FY Carryover Encumbrances	FYTD Expendable	FYTD Actual Expenditures	MTD Actual Expenditures	Current Encumbrances	FYTD Unencumbered Balance	FYTD Percent Exp/Enc
*****TOTAL FOR FUND-SCC 009 9170 (UNIFORM SUPPLIES - RALPH WAITE ELEMENTARY):							
14,814.00	0.00	14,814.00	10,991.02	0.00	0.00	3,822.98	74.19
=====							
*****TOTAL FOR FUND-SCC 009 9180 (UNIFORM SUPPLIES - ELIZA NORTHROP ELEMENTARY):							
13,576.00	0.00	13,576.00	11,159.13	0.00	0.00	2,416.87	82.20
=====							
*****TOTAL FOR FUND-SCC 009 9200 (UNIFORM SUPPLIES - CLAGGETT MIDDLE SCHOOL):							
33,651.50	0.00	33,651.50	29,660.67	0.00	0.00	3,990.83	88.14
=====							
*****TOTAL FOR FUND-SCC 009 9210 (UNIFORM SUPPLIES - A.I. ROOT MIDDLE SCHOOL):							
27,453.50	133.90	27,587.40	24,848.47	0.00	0.00	2,738.93	90.07
=====							
*****TOTAL FOR FUND-SCC 009 9300 (UNIFORM SUPPLIES - SENIOR HIGH SCHOOL):							
198,900.00	1,273.75	200,173.75	136,305.25	48,545.42	15,778.55	48,089.95	75.98
=====							
*****TOTAL FOR FUND-SCC 014 9016 (MEDINA CNTY JUV DET CNTR):							
342,574.39	0.00	342,574.39	346,876.87	23,186.07	0.00	4,302.48	101.26
=====							
*****TOTAL FOR FUND-SCC 014 9111 (CFIT FY11):							
5,550.01	0.00	5,550.01	5,550.01	0.00	0.00	0.00	100.00
=====							
*****TOTAL FOR FUND-SCC 014 9116 (EVOLVE):							
993,483.00	3,034.69	996,517.69	990,274.16	61,291.30	782.79	5,460.74	99.45
=====							
*****TOTAL FOR FUND-SCC 016 0000 (EMERGENCY LEVY):							
5,851,361.23	32,071.27	5,883,432.50	5,316,646.38	404,199.79	357,885.89	208,900.23	96.45
=====							
*****TOTAL FOR FUND-SCC 018 9000 (PUBLIC SCHOOL SUPPORT - SUPERINTENDENT):							
16.70	0.00	16.70	0.00	0.00	0.00	16.70	0.00
=====							

Date: 07/08/20
Time: 12:34 pm

MEDINA CITY SCHOOL DISTRICT
Appropriation Account Summary
SORTED BY FUND-SCC

Page: 4
(APPSUM)

FYTD Appropriated	Prior FY Carryover Encumbrances	FYTD Expendable	FYTD Actual Expenditures	MTD Actual Expenditures	Current Encumbrances	FYTD Unencumbered Balance	FYTD Percent Exp/Enc
*****TOTAL FOR FUND-SCC 018 9110 (PRINCIPAL'S FUND - GARFIELD):							
15,600.00	290.92	15,890.92	5,041.67	0.00	0.00	10,849.25	31.73
=====							
*****TOTAL FOR FUND-SCC 018 9113 (GARFIELD MEDIA CENTER):							
3,500.00	0.00	3,500.00	1,092.17	0.00	0.00	2,407.83	31.20
=====							
*****TOTAL FOR FUND-SCC 018 9120 (PRINCIPAL - CANAVAN):							
16,820.00	1,138.38	17,958.38	6,171.60	1,816.95	621.00	11,165.78	37.82
=====							
*****TOTAL FOR FUND-SCC 018 9123 (BOOK FAIR - CANAVAN):							
8,000.00	433.42	8,433.42	5,210.83	0.00	0.00	3,222.59	61.79
=====							
*****TOTAL FOR FUND-SCC 018 9130 (PRINCIPAL - FENN):							
29,450.00	0.00	29,450.00	12,633.27	244.28	0.00	16,816.73	42.90
=====							
*****TOTAL FOR FUND-SCC 018 9132 (FENN SCHOOL STORE):							
1,000.00	0.00	1,000.00	0.00	0.00	0.00	1,000.00	0.00
=====							
*****TOTAL FOR FUND-SCC 018 9133 (BOOK FAIR - FENN):							
250.00	0.00	250.00	0.00	0.00	0.00	250.00	0.00
=====							
*****TOTAL FOR FUND-SCC 018 9135 (MEDINA SKI TEAM - DISTRICTWIDE):							
10,500.00	0.00	10,500.00	10,176.67	0.00	0.00	323.33	96.92
=====							
*****TOTAL FOR FUND-SCC 018 9140 (PRINCIPAL'S FUND - HERITAGE):							
20,850.00	649.49	21,499.49	6,026.78	0.00	0.00	15,472.71	28.03
=====							
*****TOTAL FOR FUND-SCC 018 9143 (HERITAGE MEDIA CENTER):							
6,000.00	0.00	6,000.00	5,997.06	0.00	0.00	2.94	99.95
=====							

Date: 07/08/20
Time: 12:34 pm

MEDINA CITY SCHOOL DISTRICT
Appropriation Account Summary
SORTED BY FUND-SCC

Page: 5
(APPSUM)

FYTD Appropriated	Prior FY Carryover Encumbrances	FYTD Expendable	FYTD Actual Expenditures	MTD Actual Expenditures	Current Encumbrances	FYTD Unencumbered Balance	FYTD Percent Exp/Enc
*****TOTAL FOR FUND-SCC 018 9160 (PRINCIPAL'S FUND - H G BLAKE):							
23,250.00	112.29	23,362.29	11,392.31	352.88	3,733.99	8,235.99	64.75
=====							
*****TOTAL FOR FUND-SCC 018 9161 (PBIS - BLAKE):							
7,300.00	0.00	7,300.00	1,666.06	0.00	0.00	5,633.94	22.82
=====							
*****TOTAL FOR FUND-SCC 018 9163 (BLAKE MEDIA CENTER):							
10,000.00	0.00	10,000.00	5,056.05	50.00-	0.00	4,943.95	50.56
=====							
*****TOTAL FOR FUND-SCC 018 9170 (PRINCIPALS FUND - RALPH WAITE ELEMENTARY):							
31,063.65	40.98	31,104.63	8,152.77	0.00	0.00	22,951.86	26.21
=====							
*****TOTAL FOR FUND-SCC 018 9171 (WAITE SCHOOL STORE):							
50.00	0.00	50.00	0.00	0.00	0.00	50.00	0.00
=====							
*****TOTAL FOR FUND-SCC 018 9173 (MEDIA CENTER RALPH WAITE ELEMENTARY):							
10,000.00	0.00	10,000.00	5,090.79	0.00	0.00	4,909.21	50.91
=====							
*****TOTAL FOR FUND-SCC 018 9180 (PRINCIPALS FUND ELIZA NORTHROP ELEMENTARY):							
24,375.00	3,478.49	27,853.49	8,022.93	153.48-	0.00	19,830.56	28.80
=====							
*****TOTAL FOR FUND-SCC 018 9183 (MEDIA CENTER ELIZA NORTHROP ELEMENTARY):							
5,200.00	0.00	5,200.00	4,728.84	50.00-	0.00	471.16	90.94
=====							
*****TOTAL FOR FUND-SCC 018 9200 (PRINCIPAL'S FUND - CLAGGETT M.S.):							
32,000.00	867.34	32,867.34	22,152.64	399.00-	0.00	10,714.70	67.40
=====							
*****TOTAL FOR FUND-SCC 018 9203 (CLAGGETT M.S. MEDIA CENTER):							
3,200.00	0.00	3,200.00	3,084.48	58.06	0.00	115.52	96.39
=====							

Date: 07/08/20
Time: 12:34 pm

MEDINA CITY SCHOOL DISTRICT
Appropriation Account Summary
SORTED BY FUND-SCC

Page: 6
(APPSUM)

FYTD Appropriated	Prior FY Carryover Encumbrances	FYTD Expendable	FYTD Actual Expenditures	MTD Actual Expenditures	Current Encumbrances	FYTD Unencumbered Balance	FYTD Percent Exp/Enc
*****TOTAL FOR FUND-SCC 018 9210 (PRINCIPAL'S FUND - ROOT M.S.):							
30,400.00	4,101.58	34,501.58	10,381.94	158.00	42.00	24,077.64	30.21
=====							
*****TOTAL FOR FUND-SCC 018 9211 (ROOT M.S. MEDIA CENTER):							
5,100.00	0.00	5,100.00	2,945.06	187.93	0.00	2,154.94	57.75
=====							
*****TOTAL FOR FUND-SCC 018 9300 (PRINCIPAL'S FUND - SENIOR HIGH):							
45,140.00	511.00	45,651.00	22,588.75	974.84	400.00	22,662.25	50.36
=====							
*****TOTAL FOR FUND-SCC 018 9303 (PERFORMING ARTS):							
44,650.00	8,570.45	53,220.45	26,535.93	775.00	0.00	26,684.52	49.86
=====							
*****TOTAL FOR FUND-SCC 018 9304 (BUZZ):							
14,400.00	1,778.65	16,178.65	8,561.46	129.91	0.00	7,617.19	52.92
=====							
*****TOTAL FOR FUND-SCC 018 9306 (FEED THE BEES):							
3,985.00	17.52	4,002.52	1,183.30	232.40	1,900.17	919.05	77.04
=====							
*****TOTAL FOR FUND-SCC 018 9900 (INSERVICE - CENTRAL):							
3,702.01	0.00	3,702.01	0.00	0.00	0.00	3,702.01	0.00
=====							
*****TOTAL FOR FUND-SCC 018 9901 (PUBLIC SCHOOL SUPPORT - INSTRUCTION DEPT.):							
0.00	920.75	920.75	508.91	0.00	0.00	411.84	55.27
=====							
*****TOTAL FOR FUND-SCC 018 9902 (INSERVICE - SUPERINTENDENT):							
24,720.92	0.00	24,720.92	13,496.40	0.00	0.00	11,224.52	54.60
=====							
*****TOTAL FOR FUND-SCC 018 9903 (BOARD/STUDENT DEVELOPMENT):							
2,800.00	0.00	2,800.00	0.00	0.00	0.00	2,800.00	0.00
=====							

Date: 07/08/20
Time: 12:34 pm

MEDINA CITY SCHOOL DISTRICT
Appropriation Account Summary
SORTED BY FUND-SCC

Page: 7
(APPSUM)

FYTD Appropriated	Prior FY Carryover Encumbrances	FYTD Expendable	FYTD Actual Expenditures	MTD Actual Expenditures	Current Encumbrances	FYTD Unencumbered Balance	FYTD Percent Exp/Enc
*****TOTAL FOR FUND-SCC 018 9904 (WELLNESS FUND):							
502.00	0.00	502.00	0.00	0.00	0.00	502.00	0.00
=====							
*****TOTAL FOR FUND-SCC 018 9906 (COMMUNICATIONS - PUBLIC SCHOOL SUPPORT):							
3,000.00	0.00	3,000.00	1,460.37	0.00	0.00	1,539.63	48.68
=====							
*****TOTAL FOR FUND-SCC 018 9907 (STEAM - SUMMER ENRICHMENT):							
6,500.52	693.00	7,193.52	7,193.52	0.00	0.00	0.00	100.00
=====							
*****TOTAL FOR FUND-SCC 018 9914 (END OF YEAR):							
2,500.00	0.00	2,500.00	0.00	0.00	0.00	2,500.00	0.00
=====							
*****TOTAL FOR FUND-SCC 018 9915 (BIKE TO SCHOOL):							
2,500.00	0.00	2,500.00	0.00	0.00	0.00	2,500.00	0.00
=====							
*****TOTAL FOR FUND-SCC 018 9916 (SPIRIT NIGHT):							
3,500.00	0.00	3,500.00	2,194.50	0.00	0.00	1,305.50	62.70
=====							
*****TOTAL FOR FUND-SCC 018 9918 (FAMILY FIRST):							
1,500.00	0.00	1,500.00	0.00	0.00	0.00	1,500.00	0.00
=====							
*****TOTAL FOR FUND-SCC 018 9919 (STUDENT ART SHOW):							
500.00	0.00	500.00	512.46	0.00	0.00	12.46	102.49
=====							
*****TOTAL FOR FUND-SCC 018 9920 (TRSP FUND):							
500.00	0.00	500.00	255.76	0.00	0.00	244.24	51.15
=====							
*****TOTAL FOR FUND-SCC 018 9930 (Resource Connection):							
1,500.00	0.00	1,500.00	0.00	0.00	0.00	1,500.00	0.00
=====							

Date: 07/08/20
Time: 12:34 pm

MEDINA CITY SCHOOL DISTRICT
Appropriation Account Summary
SORTED BY FUND-SCC

Page: 8
(APPSUM)

FYTD Appropriated	Prior FY Carryover Encumbrances	FYTD Expendable	FYTD Actual Expenditures	MTD Actual Expenditures	Current Encumbrances	FYTD Unencumbered Balance	FYTD Percent Exp/Enc
*****TOTAL FOR FUND-SCC 019 9000 (ADAMH GRANT):							
6,504.00	0.00	6,504.00	5,152.00	0.00	0.00	1,352.00	79.21
=====							
*****TOTAL FOR FUND-SCC 019 9001 (ADAMH HOPE GRANT):							
17,000.00	0.00	17,000.00	17,000.00	0.00	0.00	0.00	100.00
=====							
*****TOTAL FOR FUND-SCC 019 9920 (MARTHA HOLDEN JENNINGS SUPPORTING STUGGLING):							
1,000.00	0.00	1,000.00	0.00	0.00	0.00	1,000.00	0.00
=====							
*****TOTAL FOR FUND-SCC 020 9001 (TRANSPORTATION ENTERPRISE):							
10,000.00	1,765.09	11,765.09	5,367.78	818.54	6,328.37	68.94	99.41
=====							
*****TOTAL FOR FUND-SCC 022 9000 (Unclaimed funds):							
12,807.70	3,692.30	16,500.00	13,267.95	0.00	0.00	3,232.05	80.41
=====							
*****TOTAL FOR FUND-SCC 022 9300 (OH HIGH SCHOOL ATH ASSOC FUND):							
38,733.55	0.00	38,733.55	38,359.62	5,289.60	0.00	373.93	99.03
=====							
*****TOTAL FOR FUND-SCC 024 9001 (MEDICAL AND DRUG/SELF INSURANCE FUNDS):							
8,231,000.00	171,203.21	8,402,203.21	9,096,786.74	715,254.43	0.00	694,583.53-	108.27
=====							
*****TOTAL FOR FUND-SCC 024 9002 (DENTAL SELF INSURANCE FUNDS):							
705,000.00	0.00	705,000.00	540,222.99	55,591.84	0.00	164,777.01	76.63
=====							
*****TOTAL FOR FUND-SCC 024 9094 (FLEX PRO):							
215,363.00	0.00	215,363.00	213,809.63	12,415.87	410.70	1,142.67	99.47
=====							
*****TOTAL FOR FUND-SCC 027 0000 (WORKMANS COMP.-SELF INS):							
251,000.00	14,991.16	265,991.16	181,195.40	6,559.63	0.00	84,795.76	68.12
=====							

Date: 07/08/20
Time: 12:34 pm

MEDINA CITY SCHOOL DISTRICT
Appropriation Account Summary
SORTED BY FUND-SCC

Page: 9
(APPSUM)

FYTD Appropriated	Prior FY Carryover Encumbrances	FYTD Expendable	FYTD Actual Expenditures	MTD Actual Expenditures	Current Encumbrances	FYTD Unencumbered Balance	FYTD Percent Exp/Enc
*****TOTAL FOR FUND-SCC 071 9013 (LOCAL SALES TAX PERMANENT IMPROVEMENTS):							
4,124,607.55	347,094.27	4,471,701.82	3,118,784.96	631,909.68	1,050,083.63	302,833.23	93.23
=====							
*****TOTAL FOR FUND-SCC 200 9110 (GARFIELD STUDENT COUNCIL/K-KIDS CLUB):							
699.64	0.00	699.64	54.41	0.00	0.00	645.23	7.78
=====							
*****TOTAL FOR FUND-SCC 200 9111 (GARFIELD CHESS CLUB):							
200.00	0.00	200.00	0.00	0.00	0.00	200.00	0.00
=====							
*****TOTAL FOR FUND-SCC 200 9121 (ELLA CANAVAN STUDENT COUNCIL):							
390.00	0.00	390.00	125.85	0.00	0.00	264.15	32.27
=====							
*****TOTAL FOR FUND-SCC 200 9185 (K-KIDS KIWANIS ACTIVITY CLUB-NORTHROP):							
2,500.00	0.00	2,500.00	197.50	0.00	0.00	2,302.50	7.90
=====							
*****TOTAL FOR FUND-SCC 200 9202 (CLAGGETT MIDDLE SCH. STUDENT COUNCIL):							
5,000.00	0.00	5,000.00	2,864.31	0.00	0.00	2,135.69	57.29
=====							
*****TOTAL FOR FUND-SCC 200 9205 (CLAGGETT MIDDLE SCH. BUILDERS CLUB):							
250.00	0.00	250.00	29.55	0.00	0.00	220.45	11.82
=====							
*****TOTAL FOR FUND-SCC 200 9209 (CLAGGETT MIDDLE SCHOOL DRAMA CLUB):							
5,500.00	0.00	5,500.00	5,594.64	0.00	0.00	94.64	101.72
=====							
*****TOTAL FOR FUND-SCC 200 9253 (BUILDERS' CLUB - ROOT M.S.):							
1,500.00	183.56	1,683.56	121.65	0.00	0.00	1,561.91	7.23
=====							
*****TOTAL FOR FUND-SCC 200 9254 (HONORS ACADEMY - ROOT):							
4,000.00	267.07	4,267.07	1,247.57	0.00	0.00	3,019.50	29.24
=====							

Date: 07/08/20
Time: 12:34 pm

MEDINA CITY SCHOOL DISTRICT
Appropriation Account Summary
SORTED BY FUND-SCC

Page: 10
(APPSUM)

FYTD Appropriated	Prior FY Carryover Encumbrances	FYTD Expendable	FYTD Actual Expenditures	MTD Actual Expenditures	Current Encumbrances	FYTD Unencumbered Balance	FYTD Percent Exp/Enc
*****TOTAL FOR FUND-SCC 200 9256 (DRAMA CLUB - ROOT M.S.):							
3,750.00	0.00	3,750.00	1,358.06	0.00	0.00	2,391.94	36.21
=====							
*****TOTAL FOR FUND-SCC 200 9258 (STUDENT COUNCIL - ROOT M.S.):							
2,250.00	4.52	2,254.52	1,089.99	0.00	0.00	1,164.53	48.35
=====							
*****TOTAL FOR FUND-SCC 200 9302 (ART CLUB):							
800.00	0.00	800.00	0.00	0.00	0.00	800.00	0.00
=====							
*****TOTAL FOR FUND-SCC 200 9303 (CULTURAL EXPLORATION):							
60.00	0.00	60.00	0.00	0.00	0.00	60.00	0.00
=====							
*****TOTAL FOR FUND-SCC 200 9305 (CHEMCLUB):							
1,516.26	0.00	1,516.26	0.00	0.00	0.00	1,516.26	0.00
=====							
*****TOTAL FOR FUND-SCC 200 9307 (VOCAL):							
52,000.00	0.00	52,000.00	26,844.58	0.00	0.00	25,155.42	51.62
=====							
*****TOTAL FOR FUND-SCC 200 9309 (IMPROV CLUB):							
4,300.00	0.00	4,300.00	0.00	0.00	0.00	4,300.00	0.00
=====							
*****TOTAL FOR FUND-SCC 200 9312 (DRAMA CLUB):							
20,500.00	0.00	20,500.00	10,737.48	4,907.25	0.00	9,762.52	52.38
=====							
*****TOTAL FOR FUND-SCC 200 9314 (MEDINA OUTDOORS CLUB):							
450.00	0.00	450.00	173.80	0.00	0.00	276.20	38.62
=====							
*****TOTAL FOR FUND-SCC 200 9315 (FELLOWSHIP OF CHRISTIAN ATHLETES):							
325.00	0.00	325.00	0.00	0.00	0.00	325.00	0.00
=====							

Date: 07/08/20
Time: 12:34 pm

MEDINA CITY SCHOOL DISTRICT
Appropriation Account Summary
SORTED BY FUND-SCC

Page: 11
(APPSUM)

FYTD Appropriated	Prior FY Carryover Encumbrances	FYTD Expendable	FYTD Actual Expenditures	MTD Actual Expenditures	Current Encumbrances	FYTD Unencumbered Balance	FYTD Percent Exp/Enc
*****TOTAL FOR FUND-SCC 200 9318 (GIRLS LEADERSHIP CLUB):							
2,000.00	0.00	2,000.00	604.96	0.00	0.00	1,395.04	30.25
=====							
*****TOTAL FOR FUND-SCC 200 9321 (KEY CLUB):							
10,000.00	0.00	10,000.00	2,829.28	500.00	0.00	7,170.72	28.29
=====							
*****TOTAL FOR FUND-SCC 200 9323 (MEDINAMITE):							
2,000.00	0.00	2,000.00	599.17	0.00	279.00	1,121.83	43.91
=====							
*****TOTAL FOR FUND-SCC 200 9324 (MEDINIAN):							
11,000.00	0.00	11,000.00	8,044.63	1,550.00	0.00	2,955.37	73.13
=====							
*****TOTAL FOR FUND-SCC 200 9325 (MHS BAND):							
26,000.00	16,169.43	42,169.43	19,804.36	0.00	6,721.26	15,643.81	62.90
=====							
*****TOTAL FOR FUND-SCC 200 9326 (NATIONAL HONOR SOCIETY):							
3,500.00	0.00	3,500.00	1,482.43	0.00	0.00	2,017.57	42.36
=====							
*****TOTAL FOR FUND-SCC 200 9327 (ORCHESTRA):							
3,000.00	0.00	3,000.00	694.01	0.00	2,305.99	0.00	100.00
=====							
*****TOTAL FOR FUND-SCC 200 9330 (SCIENCE OLYMPIAD CLUB):							
6,120.00	0.00	6,120.00	2,279.96	45.01	0.00	3,840.04	37.25
=====							
*****TOTAL FOR FUND-SCC 200 9332 (SPANISH CLUB):							
8,280.00	0.00	8,280.00	6,015.64	0.00	0.00	2,264.36	72.65
=====							
*****TOTAL FOR FUND-SCC 200 9333 (STUDENT COUNCIL):							
40,000.00	0.00	40,000.00	28,321.24	2,115.00	0.00	11,678.76	70.80
=====							

Date: 07/08/20
Time: 12:34 pm

MEDINA CITY SCHOOL DISTRICT
Appropriation Account Summary
SORTED BY FUND-SCC

Page: 12
(APPSUM)

FYTD Appropriated	Prior FY Carryover Encumbrances	FYTD Expendable	FYTD Actual Expenditures	MTD Actual Expenditures	Current Encumbrances	FYTD Unencumbered Balance	FYTD Percent Exp/Enc
*****TOTAL FOR FUND-SCC 200 9335 (LATIN CLUB):							
6,000.00	0.00	6,000.00	24.50-	0.00	0.00	6,024.50	0.41-
=====							
*****TOTAL FOR FUND-SCC 200 9337 (AMERICAN SIGN LANGUAGE CLUB):							
150.00	0.00	150.00	0.00	0.00	0.00	150.00	0.00
=====							
*****TOTAL FOR FUND-SCC 200 9339 (SPEECH/DEBATE CLUB):							
29,000.00	17,017.44	46,017.44	18,676.90	493.68	0.00	27,340.54	40.59
=====							
*****TOTAL FOR FUND-SCC 200 9340 (STUDENT'S H.O.P.E.):							
2,400.00	0.00	2,400.00	1,138.60	0.00	0.00	1,261.40	47.44
=====							
*****TOTAL FOR FUND-SCC 200 9346 (PENGUIN BOWL/NOSB):							
400.00	0.00	400.00	350.00	0.00	0.00	50.00	87.50
=====							
*****TOTAL FOR FUND-SCC 200 9350 (TECHNOLOGY CLUB):							
1,800.00	0.00	1,800.00	1,878.58	0.00	0.00	78.58-	104.37
=====							
*****TOTAL FOR FUND-SCC 200 9352 (VIDEO CLUB - SR HI):							
6,000.00	5,725.45	11,725.45	3,353.27	0.00	0.00	8,372.18	28.60
=====							
*****TOTAL FOR FUND-SCC 200 9353 (CHINESE CLUB):							
100.00	100.00	200.00	0.00	0.00	0.00	200.00	0.00
=====							
*****TOTAL FOR FUND-SCC 200 9355 (GENDER AND SEXUALITY ALLIANCE):							
800.00	0.00	800.00	219.14	0.00	0.00	580.86	27.39
=====							
*****TOTAL FOR FUND-SCC 200 9380 (V O F T):							
8,000.00	0.00	8,000.00	3,610.00	0.00	0.00	4,390.00	45.13
=====							

Date: 07/08/20
Time: 12:34 pm

MEDINA CITY SCHOOL DISTRICT
Appropriation Account Summary
SORTED BY FUND-SCC

Page: 13
(APPSUM)

FYTD Appropriated	Prior FY Carryover Encumbrances	FYTD Expendable	FYTD Actual Expenditures	MTD Actual Expenditures	Current Encumbrances	FYTD Unencumbered Balance	FYTD Percent Exp/Enc
*****TOTAL FOR FUND-SCC 200 9419 (CLASS OF 2019):							
3,253.33	0.00	3,253.33	1,005.78	0.00	2,247.55	0.00	100.00
=====							
*****TOTAL FOR FUND-SCC 200 9420 (CLASS OF 2020):							
13,497.68	6,773.64	20,271.32	3,140.25	0.00	0.00	17,131.07	15.49
=====							
*****TOTAL FOR FUND-SCC 200 9421 (CLASS OF 2021):							
45,000.00	0.00	45,000.00	10,763.49	0.00	0.00	34,236.51	23.92
=====							
*****TOTAL FOR FUND-SCC 200 9422 (CLASS OF 2022):							
4,900.00	0.00	4,900.00	1,800.00	0.00	0.00	3,100.00	36.73
=====							
*****TOTAL FOR FUND-SCC 200 9423 (CLASS OF 2023):							
1,900.00	0.00	1,900.00	1,800.00	0.00	0.00	100.00	94.74
=====							
*****TOTAL FOR FUND-SCC 300 0000 (ATHLETIC FUND):							
337,200.00	21,201.51	358,401.51	275,189.73	2,522.17	10,519.89	72,691.89	79.72
=====							
*****TOTAL FOR FUND-SCC 300 9110 (GARFIELD FIELD TRIPS):							
10,000.00	366.34	10,366.34	434.99-	653.97	0.00	10,801.33	4.20-
=====							
*****TOTAL FOR FUND-SCC 300 9120 (CANAVAN FIELD TRIP):							
10,695.00	915.00	11,610.00	6,289.55	60.00	0.00	5,320.45	54.17
=====							
*****TOTAL FOR FUND-SCC 300 9130 (FENN FIELD TRIPS):							
10,000.00	0.00	10,000.00	6,269.37	0.00	0.00	3,730.63	62.69
=====							
*****TOTAL FOR FUND-SCC 300 9140 (HERITAGE FIELD TRIPS):							
7,500.00	61.00	7,561.00	4,705.00	0.00	0.00	2,856.00	62.23
=====							

Date: 07/08/20
Time: 12:34 pm

MEDINA CITY SCHOOL DISTRICT
Appropriation Account Summary
SORTED BY FUND-SCC

Page: 14
(APPSUM)

FYTD Appropriated	Prior FY Carryover Encumbrances	FYTD Expendable	FYTD Actual Expenditures	MTD Actual Expenditures	Current Encumbrances	FYTD Unencumbered Balance	FYTD Percent Exp/Enc
*****TOTAL FOR FUND-SCC 300 9160 (BLAKE FIELD TRIPS):							
11,000.00	396.00	11,396.00	1,047.00	0.00	0.00	10,349.00	9.19
=====							
*****TOTAL FOR FUND-SCC 300 9170 (WAITE FIELD TRIPS):							
30,000.00	0.00	30,000.00	8,531.20	0.00	0.00	21,468.80	28.44
=====							
*****TOTAL FOR FUND-SCC 300 9180 (NORTHROP FIELD TRIPS):							
10,000.00	1,500.00	11,500.00	9,213.73	0.00	0.00	2,286.27	80.12
=====							
*****TOTAL FOR FUND-SCC 300 9201 (CLAGGETT MIDDLE SCH. BAND FUND):							
38,000.00	5,960.00	43,960.00	12,474.58	2,498.36	0.00	31,485.42	28.38
=====							
*****TOTAL FOR FUND-SCC 300 9208 (CLAGGETT - 6TH GRADE TRIPS):							
111,500.00	0.00	111,500.00	104,071.73	0.00	0.00	7,428.27	93.34
=====							
*****TOTAL FOR FUND-SCC 300 9250 (ROOT M.S. BAND FUND):							
35,150.00	0.00	35,150.00	17,472.41	0.00	0.00	17,677.59	49.71
=====							
*****TOTAL FOR FUND-SCC 300 9253 (ROOT M.S. BEEHIVE):							
850.00	0.00	850.00	253.55	0.00	0.00	596.45	29.83
=====							
*****TOTAL FOR FUND-SCC 300 9258 (ROOT - DISTRICT SUPERVISED ACTIVITIES):							
159,495.00	0.00	159,495.00	123,722.60	0.00	0.00	35,772.40	77.57
=====							
*****TOTAL FOR FUND-SCC 300 9301 (BOWLING CLUB):							
4,000.00	0.00	4,000.00	1,562.85	1,562.85	2,187.15	250.00	93.75
=====							
*****TOTAL FOR FUND-SCC 300 9302 (MENS VOLLEYBALL):							
7,600.00	0.00	7,600.00	1,427.00	2,000.00	0.00	6,173.00	18.78
=====							

Date: 07/08/20
Time: 12:34 pm

MEDINA CITY SCHOOL DISTRICT
Appropriation Account Summary
SORTED BY FUND-SCC

Page: 15
(APPSUM)

FYTD Appropriated	Prior FY Carryover Encumbrances	FYTD Expendable	FYTD Actual Expenditures	MTD Actual Expenditures	Current Encumbrances	FYTD Unencumbered Balance	FYTD Percent Exp/Enc
*****TOTAL FOR FUND-SCC 300 9303 (HUDDLE/SHUDDLE):							
2,700.00	1,700.00	4,400.00	1,251.19	577.50	0.00	3,148.81	28.44
=====							
*****TOTAL FOR FUND-SCC 300 9304 (LINK CREW):							
5,250.00	0.00	5,250.00	1,351.19	0.00	0.00	3,898.81	25.74
=====							
*****TOTAL FOR FUND-SCC 300 9313 (MUSICAL):							
6,195.00	0.00	6,195.00	5,898.58	0.00	0.00	296.42	95.22
=====							
*****TOTAL FOR FUND-SCC 300 9334 (BEEHIVE CAFE):							
26,500.00	0.00	26,500.00	10,483.88	0.00	6,736.54	9,279.58	64.98
=====							
*****TOTAL FOR FUND-SCC 300 9410 (SPARKLE CHEERLEADING):							
8,850.00	0.00	8,850.00	1,464.70	0.00	0.00	7,385.30	16.55
=====							
*****TOTAL FOR FUND-SCC 401 9010 (AUXILIARY FUNDS/ST FRANCIS):							
375,079.04	0.00	375,079.04	269,043.97	21,079.84	38,176.16	67,858.91	81.91
=====							
*****TOTAL FOR FUND-SCC 401 9019 (AUXILIARY FUNDS/ST FRANCIS):							
27,709.87	51,073.24	78,783.11	78,783.11	0.00	0.00	0.00	100.00
=====							
*****TOTAL FOR FUND-SCC 401 9020 (AUX FUNDS NURTURY):							
14,781.44	0.00	14,781.44	1,209.00	0.00	1,484.75	12,087.69	18.22
=====							
*****TOTAL FOR FUND-SCC 401 9030 (AUX FUNDS MCA):							
190,311.04	0.00	190,311.04	146,551.80	6,222.15	20,901.10	22,858.14	87.99
=====							
*****TOTAL FOR FUND-SCC 401 9039 (AUX FUNDS MCA):							
523.66	18,012.09	18,535.75	18,535.75	0.00	0.00	0.00	100.00
=====							

Date: 07/08/20
Time: 12:34 pm

MEDINA CITY SCHOOL DISTRICT
Appropriation Account Summary
SORTED BY FUND-SCC

Page: 16
(APPSUM)

FYTD Appropriated	Prior FY Carryover Encumbrances	FYTD Expendable	FYTD Actual Expenditures	MTD Actual Expenditures	Current Encumbrances	FYTD Unencumbered Balance	FYTD Percent Exp/Enc
*****TOTAL FOR FUND-SCC 401 9049 (AUX FUNDS KIDS COUNTRY):							
182.20	10,115.30	10,297.50	10,297.50	0.00	0.00	0.00	100.00
=====							
*****TOTAL FOR FUND-SCC 451 9010 (CONNECTIVITY):							
19,800.00	0.00	19,800.00	0.00	0.00	0.00	19,800.00	0.00
=====							
*****TOTAL FOR FUND-SCC 451 9019 (CONNECTIVITY):							
0.00	19,680.00	19,680.00	19,680.00	0.00	0.00	0.00	100.00
=====							
*****TOTAL FOR FUND-SCC 467 9020 (FOUNDATION - STUDENT WELLNESS AND SUCCESS):							
385,110.86	0.00	385,110.86	184,851.78	15,761.66	0.00	200,259.08	48.00
=====							
*****TOTAL FOR FUND-SCC 499 9019 (SCHOOL SAFETY):							
37,148.75	0.00	37,148.75	37,148.75	0.00	0.00	0.00	100.00
=====							
*****TOTAL FOR FUND-SCC 516 9019 (TITLE VI-B):							
371,430.56	6,410.04	377,840.60	279,082.33	0.00	0.00	98,758.27	73.86
=====							
*****TOTAL FOR FUND-SCC 516 9020 (TITLE VI-B):							
1,524,565.08	0.00	1,524,565.08	1,253,081.05	104,031.57	26,429.11	245,054.92	83.93
=====							
*****TOTAL FOR FUND-SCC 551 9120 (TITLE III LEP):							
9,119.36	0.00	9,119.36	3,962.95	1,022.95	2,127.05	3,029.36	66.78
=====							
*****TOTAL FOR FUND-SCC 572 9019 (TITLE I):							
200,082.08	302.23	200,384.31	111,652.64	0.00	0.00	88,731.67	55.72
=====							
*****TOTAL FOR FUND-SCC 572 9020 (TITLE I):							
588,621.39	0.00	588,621.39	472,151.46	45,160.29	0.00	116,469.93	80.21
=====							

Date: 07/08/20
Time: 12:34 pm

MEDINA CITY SCHOOL DISTRICT
Appropriation Account Summary
SORTED BY FUND-SCC

Page: 17
(APPSUM)

FYTD Appropriated	Prior FY Carryover Encumbrances	FYTD Expendable	FYTD Actual Expenditures	MTD Actual Expenditures	Current Encumbrances	FYTD Unencumbered Balance	FYTD Percent Exp/Enc
*****TOTAL FOR FUND-SCC 572 9119 (TITLE I-D):							
95,207.66	9,526.19	104,733.85	34,928.34	0.00	0.00	69,805.51	33.35
=====							
*****TOTAL FOR FUND-SCC 572 9120 (TITLE I-D):							
165,332.40	0.00	165,332.40	22,353.22	3,285.65	3,255.00	139,724.18	15.49
=====							
*****TOTAL FOR FUND-SCC 587 9019 (PRESCHOOL):							
5,382.83	131.48	5,514.31	5,381.09	0.00	0.00	133.22	97.58
=====							
*****TOTAL FOR FUND-SCC 587 9020 (PRESCHOOL):							
41,187.43	0.00	41,187.43	41,187.43	3,308.82	0.00	0.00	100.00
=====							
*****TOTAL FOR FUND-SCC 587 9120 (6B RESTORATION - PRESCHOOL RESTORATION):							
8,905.15	0.00	8,905.15	1,331.02	0.00	0.00	7,574.13	14.95
=====							
*****TOTAL FOR FUND-SCC 590 9019 (TITLE II-A):							
64,777.32	41,141.13	105,918.45	76,213.07	0.00	0.00	29,705.38	71.95
=====							
*****TOTAL FOR FUND-SCC 590 9020 (TITLE II-A):							
164,887.55	0.00	164,887.55	74,906.80	3,599.32	31,145.70	58,835.05	64.32
=====							
*****TOTAL FOR FUND-SCC 599 9019 (TITLE IV-A STUDENT SUPPORT AND ACADEMIC ENR):							
18,197.27	15,509.72	33,706.99	25,787.00	0.00	0.00	7,919.99	76.50
=====							
*****TOTAL FOR FUND-SCC 599 9020 (TITLE IV-A STUDENT SUPPORT AND ACADEMIC ENR):							
43,889.02	0.00	43,889.02	15,338.47	665.28	6,752.70	21,797.85	50.33
=====							
*****GRAND TOTALS:							
114,746,015.93	2,309,296.23	117,055,312.16	110,053,840.26	8,990,715.60	2,637,333.39	4,364,138.51	96.27
=====							

GENERAL FUND-TRUE DAYS CASH

Includes Emergency Levy

