

Medina City Schools

General Fund Analysis

June 30, 2022

	2021-2022 Original Estimate (1)	Y-T-D Actual July 2021 - June 2022 (2)	Percent	Variance (3)
Beginning Balance - July 1, 2021		50,955,289.82		0.00
General Fund	30,154,351.08			
Other Funds - Substitute Levy	20,800,938.74			
Revenue	<u>80,952,463.00</u>	<u>81,297,637.68</u>	<u>100.4%</u>	<u>-345,174.68</u>
	80,952,463.00	81,297,637.68		-345,174.68
Expenditures	87,682,937.00	82,853,685.95	94.5%	4,829,251.05
Encumbrance	851,800.00	861,812.62		-10,012.62
	<u>88,534,737.00</u>	<u>83,715,498.57</u>		<u>4,819,238.43</u>
Ending Balance - June 30, 2022	43,373,015.82	48,537,428.93		-5,164,413.11

Original Estimate revenue, expenditure and encumbrance taken from May 2021 five-year forecast
Includes May 2018 Substitute Levy

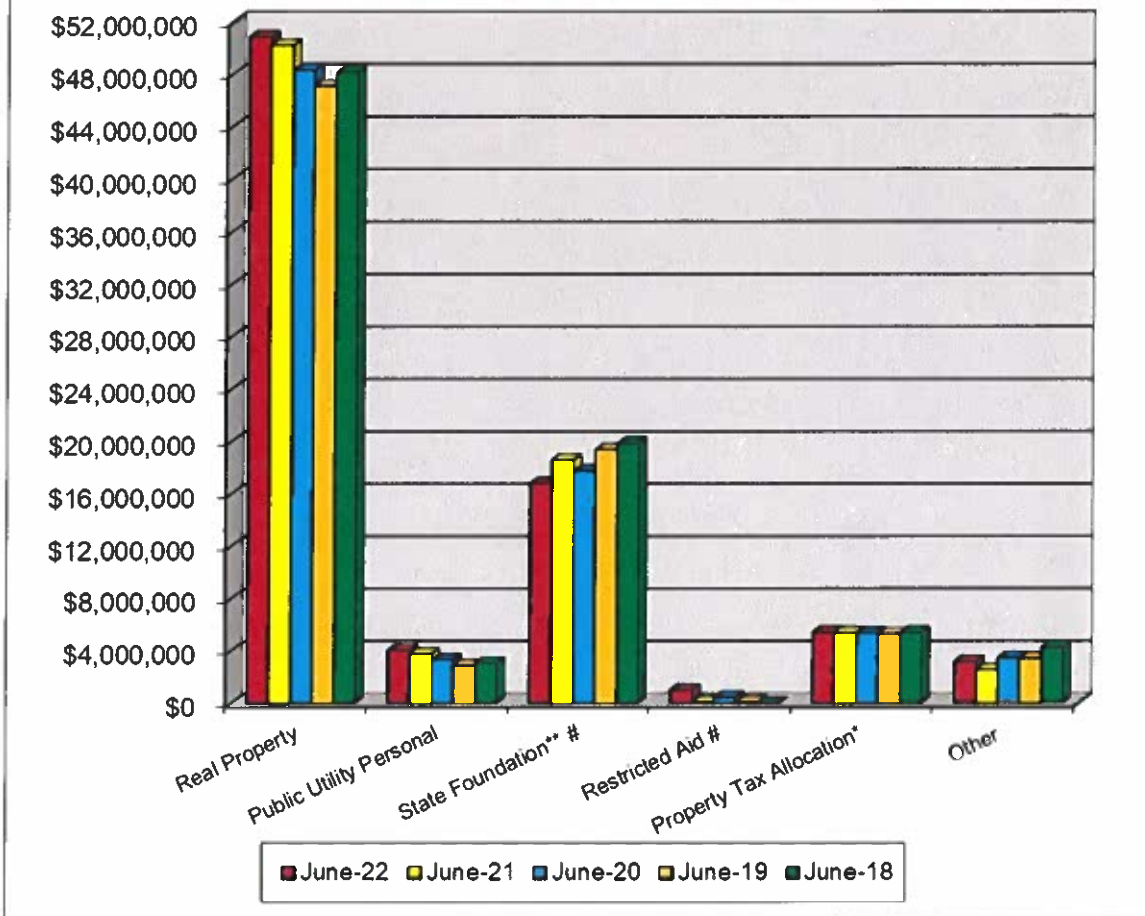
General Fund Summary

June 2022

Revenues

1. Real Property Taxes – Total Real Property Taxes received from the beginning of the fiscal year until June 30, 2022 is \$50,818,509.09 This is an increase of 1.3% above last year's taxes received at this time. \$-0- was collected in June.
2. Public Utility Personal Property Taxes – Total Public Utility Personal Property Taxes received from the beginning of the fiscal year until June 30, 2022 is \$4,054,762.13. These monies are distributed upon settlement from the County Auditor. This amount is listed in a separate line for State and five-year forecasting purposes. \$-0- had been transferred in June.
3. State Foundation – State Foundation monies received from the State of Ohio from the beginning of the fiscal year until June 30, 2022 total \$16,793,991.27. This is a decrease of 9.6% below last year's foundation money received at this time. This is based upon the new funding formula which does not provide money for students attending alternative schools, nor does it charge the District for these students as in the past. \$1,353,428.37 was collected in June.
4. Restricted Aid – Restricted Aid monies are for Career Tech funding and Economically Disadvantaged Students. We have added e-Rate funding as well because these funds are restrictive to technology. Monies received from the beginning of the fiscal year until June 30, 2022 total \$1,026,586.04. (\$1,960.73) was collected in June. These monies were moving as the State caught up to the funding plan.
5. Homestead and Rollback – Monies received from the State of Ohio from the beginning of the fiscal year until June 30, 2022 total \$5,414,667.64. Receipts are based upon the real property taxes collected and Homestead filings with the County Auditor. \$-0- was collected in June.
6. Other – Other monies received from the beginning of the fiscal year until June 30, 2022 total \$3,189,122.00. This is an increase of 24.5% above last year at this time. \$1,614,536.00 was collected in June. This included return of advances and receipt of prior year expenses.

General Fund Revenue



	June-22	June-21	June-20	June-19	June-18	Current Forecast
Real Property	\$50,818,509	\$50,162,687	\$48,279,664	\$47,069,606	\$48,117,914	\$50,419,831
Public Utility Personal	\$4,054,762	\$3,774,750	\$3,317,403	\$2,903,216	\$3,061,495	\$3,869,838
State Foundation** #	\$16,793,991	\$18,583,359	\$17,745,277	\$19,377,184	\$19,843,924	\$16,410,345
Restricted Aid #	\$1,026,586	\$82,859	\$461,112	\$82,923	\$34,217	\$1,029,695
Property Tax Allocation*	\$5,414,668	\$5,390,620	\$5,359,332	\$5,310,488	\$5,387,357	\$5,435,310
Other	\$3,189,122	\$2,561,414	\$3,487,467	\$3,430,448	\$4,255,516	\$2,664,835
Total	\$81,297,638	\$80,555,689	\$78,650,257	\$78,173,865	\$80,700,424	\$79,829,854
State %	28.6%	29.9%	30.0%	31.7%	31.3%	

* Includes Homestead/Rollback, Tangible Personal Property Tax Fixed Rate Loss Reimbursement and Electric Deregulation.

** Includes Casino Revenue in State Foundation beginning January 2013 and Economic Disadvantaged Funding in November 2013.

Encompasses the Fair School Funding Plan as of January 2022

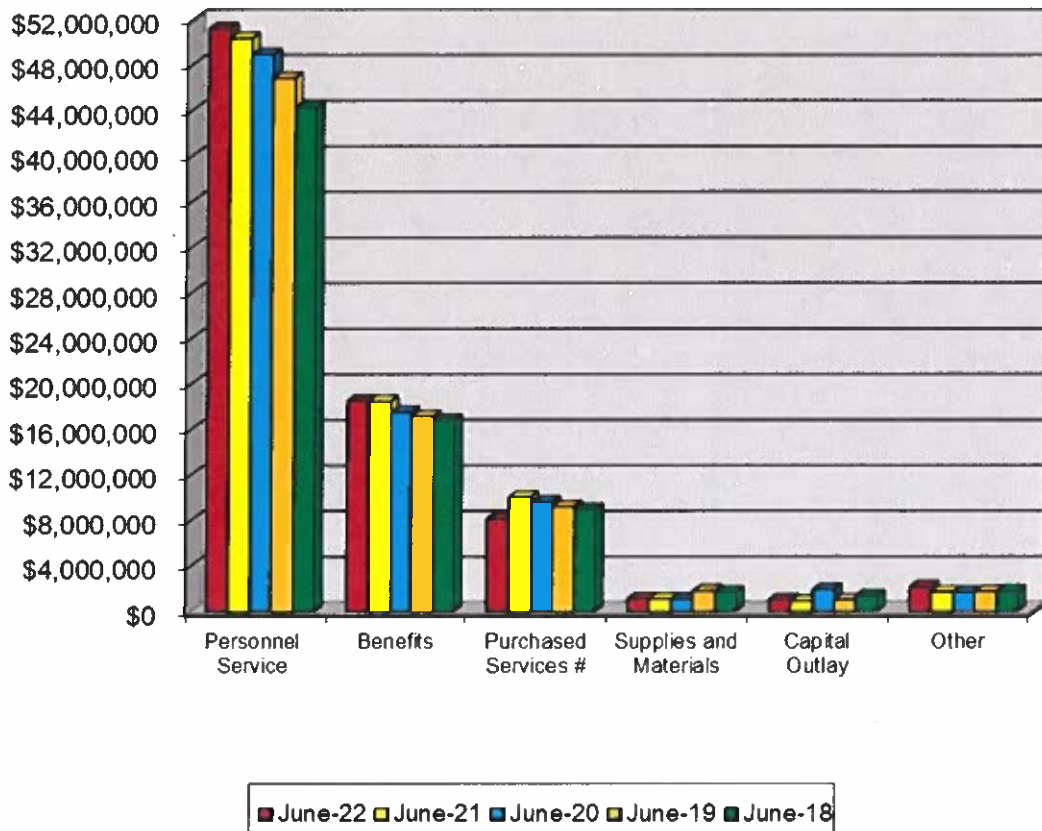
General Fund Summary

June 2022

Expenditures

1. **Personnel Services**– The costs for personnel services for the School District from the beginning of the fiscal year until June 30, 2022 was \$51,167,884.69. This was an increase of 1.7% above last year at this time. \$3,683,165.55 was spent in June.
2. **Benefits** – The cost for benefits for the School District from the beginning of the fiscal year until June 30, 2022 was \$18,521,456.23. This was an increase of 0.2% above last year at this time. \$1,325,240.15 was spent in June.
3. **Purchased Services** – The cost for purchased services for the district from the beginning of the fiscal year until June 30, 2022 total \$8,161,952.98. This was a 18.9% decrease below last year at this time. \$772,190.71 was spent in June.
4. **Supplies and Materials** – The cost for supplies and materials for the district from the beginning of the fiscal year until June 30, 2022 total \$1,157,838.30. This was a 2.0% increase above last year at this time. \$75,084.34 was spent in June.
5. **Capital Outlay** – The cost for capital outlay for the district from the beginning of the fiscal year until June 30, 2022 total \$1,077,241.83. This was a 14.1% increase above last year at this time. \$8,254.45 was spent in June.
6. **Other** – The cost of other expenditures excluding transfers for the district was \$2,180,740.19 for the fiscal year until June 30, 2022. This was a 24.7% increase above last year at this time. This is due to \$11,151.32 spent in June.

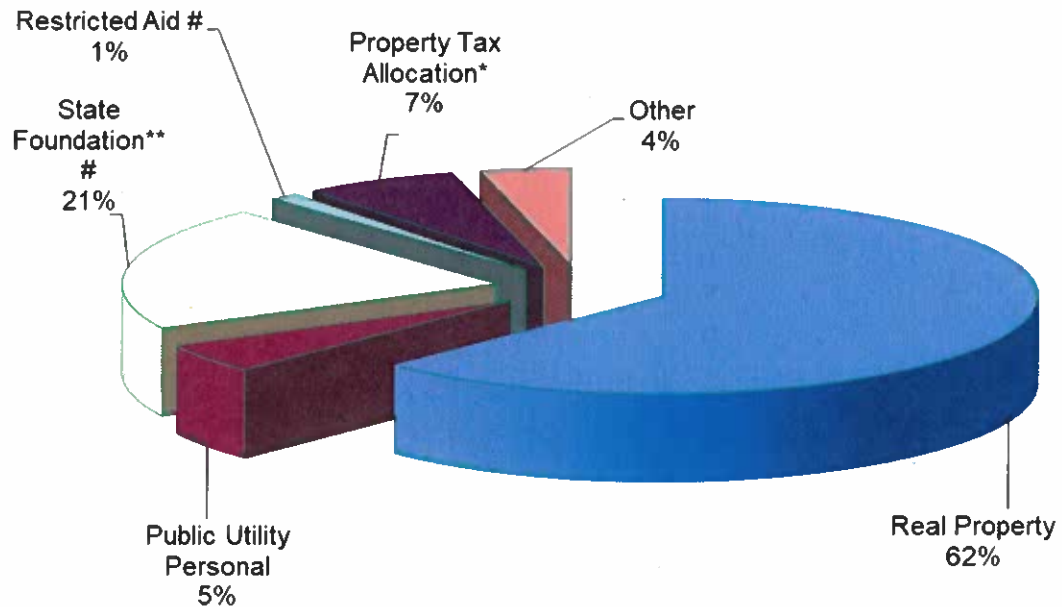
General Fund Expenditures



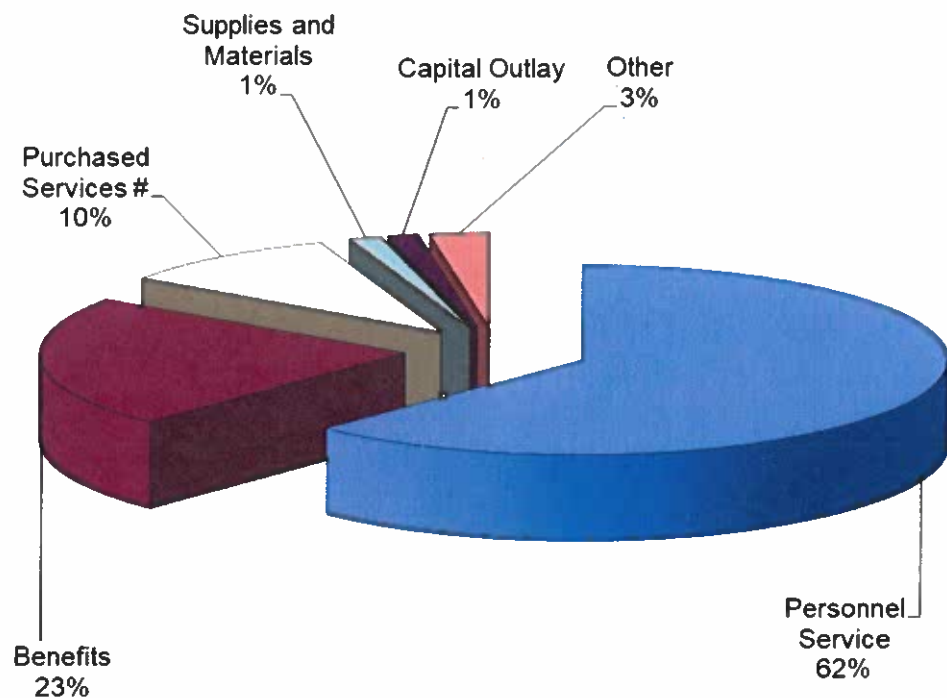
	June-22	June-21	June-20	June-19	June-18	Current Forecast
Personnel Service	\$51,167,885	\$50,311,000	\$48,911,847	\$46,826,418	\$44,272,716	\$53,060,220
Benefits	\$18,521,456	\$18,475,913	\$17,545,173	\$17,139,252	\$16,820,301	\$19,081,053
Purchased Services #	\$8,161,953	\$10,066,761	\$9,635,110	\$9,250,079	\$9,007,769	\$8,374,247
Supplies and Materials	\$1,157,838	\$1,135,522	\$1,115,042	\$1,831,188	\$1,703,334	\$1,435,249
Capital Outlay	\$1,077,242	\$943,830	\$1,935,742	\$1,059,038	\$1,411,084	\$2,063,141
Other	\$2,180,740	\$1,748,460	\$1,717,813	\$1,784,024	\$1,822,096	\$1,717,813
Transfers and Adv., Etc.	\$586,572	\$1,595,283	\$1,109,858	\$925,281	\$876,839	\$1,109,907
Other than Debt						
Total	\$82,853,686	\$84,276,769	\$81,970,586	\$78,815,280	\$75,914,139	\$86,841,630

Reduced with Fair School Funding Plan in January 2022

Current General Fund Revenue



Current General Fund Expenditures



JUNE 2022

		Balance
Bank Balance - Regular Account		1,464,549.17
Financial Checks Outstanding	263,282.78	
Workers Comp Outstanding	165.00	
Payroll Checks Outstanding	56,513.86	
	319,961.64	1,144,587.53
Huntington/Flex Spending	46,385.43	
Flex O/S Checks	2,046.79	44,338.64
JPMorgan/Metlife Claims	13,251.80	13,251.80
Westfield Bank	1,545,831.02	1,545,831.02
Westfield Bank Sweep	1,585,214.31	1,585,214.31
Investments:		
Redtree Investments	24,125,632.06	
T. Rowe - Collins	294,210.30	
Scudder - Collins	382,186.76	
Scudder - Bushman	6,300.10	
Kanehl Stocks	3,752.36	
Star Ohio (22923)	14,188,121.65	
Multi-Bank Securities	14,311,000.00	
Multi-Bank Money Market	2,272.55	
Multi Bank Accd Interest in Transit	2,253.66	
Fifth Third Securities	10,061,036.65	
Fifth Third Money Market	43,279.70	
	<hr/>	
Total	63,420,045.79	67,753,269.09
Adjustments		
Deposits in Transit	0.00	
Expenses not posted	0.00	
	<hr/>	
Total	0.00	67,753,269.09
MCSD Balance		67,753,269.09
Difference Between Bank vs. Book		0.00

Medina City School District
Sales Tax Update

Date	Sales Tax Description	Receipts	Expenditures	Balance
July 1, 2021	Beginning Balance (071) Sales Tax and (002-9012) Bond			\$3,529,350.83
July	Sales Tax Distribution	\$912,109.50		\$4,441,460.33
	Replacement of Board Office Roof Door		\$2,465.00	\$4,438,995.33
	Blake Elementary Pod A Carpet and Tile Replacement		\$15,611.00	\$4,423,384.33
	Cafeteria Tables		\$38,880.24	\$4,384,504.09
	Fleet Master Lease Agreement		\$11,830.95	\$4,372,673.14
	Field Assessment and Design Services for Summer Paving Program		\$23,081.33	\$4,349,591.81
	Refinishing 1016 Lockers at Claggett		\$19,913.60	\$4,329,678.21
	Summer Roofing Project		\$239,240.88	\$4,090,437.33
	Summer Roofing Project		\$185,694.12	\$3,904,743.21
	Roof Replacement Evaluation, Design for Root, Blake, Canavan, BOE, MHS		\$5,372.25	\$3,899,370.96
	2021 District Paving Including Transportation Bus Lot		\$183,221.31	\$3,716,149.65
	Wiring and Breakers for Scoreboard at Dukes Stadium		\$4,596.39	\$3,711,553.26
August	Fleet Master Lease Agreement		\$8,628.79	\$3,702,924.47
	Field Assessment		\$8,625.34	\$3,694,299.13
	Capp Stock 3 CS3		\$5,190.00	\$3,689,109.13
	Roof Replacement Evaluation, Design for Root, Blake, Canavan, BOE, MHS		\$5,372.25	\$3,683,736.88
	Roof Replacement MHS		\$24,900.00	\$3,658,836.88
	Summer Roofing Projects		\$305,874.00	\$3,352,962.88
	Athletic Booster Scoreboard Reimbursement	\$30,000.00		\$3,382,962.88
September	Fleet Master Lease Agreement		\$8,468.72	\$3,374,494.16
	Memorial Stadium Scoreboard		\$31,665.00	\$3,342,829.16
	MHS Roof Fireproof Patching		\$5,500.00	\$3,337,329.16
	Dukes Stadium Scoreboard		\$137,265.10	\$3,200,064.06
	Summer Roof Projects		\$35,302.50	\$3,164,761.56
	Fenn Serving Counters/Cash Register Stand		\$16,249.11	\$3,148,512.45
	Fenn Student Desk, Chairs, and Bench		\$30,372.00	\$3,118,140.45
	Capp Stock 3 CS3		(\$5,190.00)	\$3,123,330.45
	Evolve Remove and Replace Windows		\$14,522.00	\$3,108,808.45
	Remove Two Sidewalk Panels		\$4,500.00	\$3,104,308.45
	Evolve Intallation of Vinyl Floor		\$1,372.50	\$3,102,935.95
	Admin, Fenn, MHS Misc Construction		\$6,450.00	\$3,096,485.95
	Heritage Excavation Concrete		\$6,800.00	\$3,089,685.95
	MHS Antenna Installation		\$51,073.93	\$3,038,612.02
	Installation of Sound System at Dukes and Memorial Stadiums		\$30,110.00	\$3,008,502.02
	District Tree Replacemant		\$3,900.00	\$3,004,602.02
October	District Summer Paving		\$6,908.16	\$2,997,693.86
	Sales Tax Distribution	\$1,072,960.38		\$4,070,654.24
	MHS Paving		\$6,400.00	\$4,064,254.24
	Heritage Excavation Concrete		\$5,214.00	\$4,059,040.24
	Fleet Master Lease Agreement		\$8,468.72	\$4,050,571.52
November	Heritage Additional Brick and Tuckpointing		\$2,100.00	\$4,048,471.52
	Ken Dukes Lighting Repair		\$4,540.21	\$4,043,931.31
	Student Combination Desks		\$23,880.00	\$4,020,051.31
	Summer Roofing Projects		\$22,918.50	\$3,997,132.81
	District Paving		\$151,275.80	\$3,845,857.01
	Fleet Master Lease Agreement		\$8,468.72	\$3,837,388.29
	COP's Principal and Interest		\$1,321,943.75	\$2,515,444.54
December	Summer Roof Projects		\$100,041.60	\$2,415,402.94
	Fleet Master Lease Agreement		\$8,468.72	\$2,406,934.22
January	Sales Tax Distribution	\$1,022,337.37		\$3,429,271.59
	Roof Replacement Consulting		\$62,262.00	\$3,367,009.59
	Fleet Master Lease Agreement		\$8,468.72	\$3,358,540.87
February	Roof Replacement-Canavan, Fenn		\$16,381.00	\$3,342,159.87
	Combination Ovens - MHS, Claggett, Fenn		\$102,861.45	\$3,239,298.42
	Summer Roof Projects		\$43,806.40	\$3,195,492.02
	Roof Replacement Consulting		\$5,372.25	\$3,190,119.77
	Fleet Master Lease Agreement		\$8,468.72	\$3,181,651.05
	District Paving		\$700.00	\$3,180,951.05

Medina City School District
Sales Tax Update

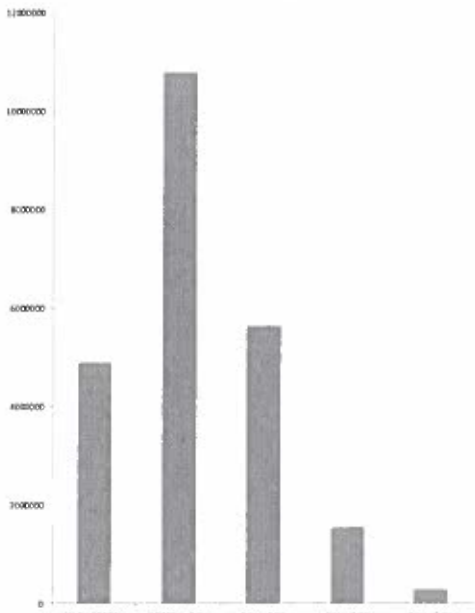
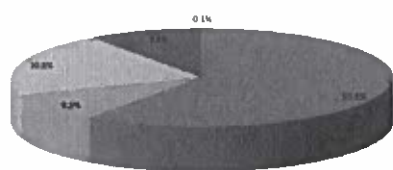
Date	Sales Tax Description	Receipts	Expenditures	Balance
March	Infrared Survey of Roof Sections A & B		\$1,185.00	\$3,179,766.05
	Blake Carpet POD B		\$11,227.66	\$3,168,538.39
	Claggett Camera System		\$53,204.91	\$3,115,333.48
	Root Camera System		\$46,337.76	\$3,068,995.72
	Fleet Master Lease Agreement		\$8,468.72	\$3,060,527.00
	Transfer to PI		\$50,000.00	\$3,010,527.00
April	Sales Tax Distribution	\$1,067,121.34		\$4,077,648.34
	Field Assessment and Preliminary Design - Parking		\$18,500.00	\$4,059,148.34
	Kiln at Blake and Heritage		\$7,400.00	\$4,051,748.34
	Fleet Master Lease Agreement		\$8,468.72	\$4,043,279.62
May	COP's Interest Payment		\$404,568.75	\$3,638,710.87
	6-Month Asbestos Surveillance Inspection and Reports		\$1,120.00	\$3,637,590.87
	Field Assessment and Preliminary Design - Parking		\$6,150.00	\$3,631,440.87
	Maintenance and Operation Window and Lintel Restoration		\$6,033.00	\$3,625,407.87
	Roofing Project 2022		\$220,941.45	\$3,404,466.42
	Fleet Master Lease Agreement		\$8,468.72	\$3,395,997.70
June	COP's Bank Fee		\$1,250.00	\$3,394,747.70
	Roof Replacement Evaluation and Design		\$5,709.00	\$3,389,038.70
	Field Assessment and Preliminary Design - Parking		\$3,650.00	\$3,385,388.70
	Roofing Project 2022		\$118,488.45	\$3,266,900.25
	Fleet Master Lease Agreement		\$8,468.72	\$3,258,431.53
	Transfer to PI		\$50,000.00	\$3,208,431.53
	Fiscal Year Totals	\$4,104,528.59	\$3,556,231.08	

Medina City School District
Recreation Center Update

Date	Description	District Revenue	District Expenses	City Reimbursements	Total Balance
July 1, 2021	Beginning Balance (003-9001)				\$ 237,578.90
July	No Expenditures				\$ 237,578.90
August	Bleacher Seat Replacement in Fieldhouse			\$4,245.00	\$ 241,823.90
September	Partner Marketing	\$72.60			\$ 241,896.50
	Playground, Poured in Place Sort Surface and Concrete		\$18,848.00		\$ 223,048.50
	Rain Drop Products		\$8,762.10		\$ 214,286.40
October	Leisure Pool Electricity		\$14,323.00		\$ 199,963.40
	Playground, Poured in Place Sort Surface and Concrete			\$11,336.50	\$ 211,299.90
November	Leisure Pool Electricity			\$7,161.50	\$ 218,461.40
	Rain Drop Products		\$115,462.60		\$ 102,998.80
December	No Expenditures				\$ 102,998.80
January	Rain Drop Products			\$62,112.35	\$ 165,111.15
	Roof Replacement - Consulting		\$8,187.00		\$ 156,924.15
February	Pool Filter Sand		\$1,375.70		\$ 155,548.45
	Pool Filter Sand			\$687.85	\$ 156,236.30
	Roof Replacement - Consulting			\$4,093.50	\$ 160,329.80
March	Transfer from 001	\$100,000.00			\$ 260,329.80
April	Feild Assessment and Preliminary Design - Parking		\$1,600.00		\$ 258,729.80
May	Field Assessment and Preliminary Design - Parking		\$1,800.00		\$ 256,929.80
	Roberts Roofing		\$50,535.00		\$ 206,394.80
June	Roof Replacement - Consulting		\$3,023.00		\$ 203,371.80
	Field Assessment and Preliminary Design - Parking		\$1,400.00		\$ 201,971.80
	Roberts Roofing			\$25,267.50	\$ 227,239.30
	Roberts Roofing		\$58,050.00		\$ 169,189.30
Total Revenues, Expenditures and Reimbursements		\$ 100,072.60	\$ 283,366.40	\$ 114,904.20	

Monthly Investment Summary
Medina City School District
US Bank Custodian Acct Ending x70982
 June 30, 2022

Monthly Cash Flow Activity		Market Value Summary				
From 05-31-22 through 06-30-22		Security Type	Market Value	Pct. Assets	Avg Yield at Cost	Wght Avg Mat
Beginning Book Value	24,095,203.90	Money Market Fund				
Contributions	0.00	MONEY MARKET FUND	20,066.86	0.1	1.29	0.00
Withdrawals	0.00	Fixed Income				
Realized Gains/Losses	540.00	MUNICIPAL BONDS	2,184,723.20	9.4	0.72	1.70
Gross Interest Earnings	29,888.16	U.S. GOVERNMENT AGENCY NOTES	13,827,507.38	59.8	0.42	1.99
Ending Book Value	24,125,632.06	U.S. TREASURY NOTES	4,799,271.03	20.8	0.32	1.22
		Accrued Interest	19,266.68	0.1		
		Commercial Paper				
		COMMERCIAL PAPER	2,274,826.95	9.8	2.70	0.59
		TOTAL PORTFOLIO	23,125,662.11	100.0	0.65	1.67

Maturity Distribution		Security Type Allocation	
<p align="center">Distribution by Maturity</p> 		 <div> <div>■ MONEY MARKET FUND</div> <div>■ U.S. GOVERNMENT AGENCY NOTES</div> <div>■ MUNICIPAL BONDS</div> <div>■ U.S. TREASURY NOTES</div> <div>■ COMMERCIAL PAPER</div> </div>	

Disclosures:

RedTree's internal accounting system is used as the source of the market value of this account. Although obtained from a source believed to be reliable, we cannot guarantee its accuracy. You should review all account statements provided by the custodian and compare with the statements provided by RedTree.

Questions? Call 888.596.2293 or email info@redtreeinv.com

Portfolio Holdings Report
Medina City School District
US Bank Custodian Acct Ending x70982
 June 30, 2022

Quantity	Cusip	Security Description	Moody's	S&P	Cost Basis	Market Value	Yield at Cost	Wtd Maturity	Purchase Date
U.S. GOVERNMENT AGENCY NOTES									
1,000,000	3137EAEV7	Federal Home Ln Mtg 0.250% Due 08-24-23	Aaa	AA+	999,630.00	970,279.94	0.26	1.13	10-08-20
500,000	3133EL6J8	Federal Farm Credit Bank 0.220% Due 09-08-23	Aaa	AA+	499,855.00	483,758.82	0.23	1.17	04-08-21
1,000,000	3133EMUF7	Federal Farm Credit Bank 0.220% Due 09-22-23	Aaa	AA+	999,198.00	968,161.70	0.25	1.21	03-22-21
1,000,000	3135G06H1	Federal Natl Mtg Assoc 0.250% Due 11-27-23	Aaa	AA+	998,860.00	964,118.61	0.29	1.39	11-25-20
460,000	3137EAF2	Federal Home Ln Mtg 0.250% Due 12-04-23	Aaa	AA+	459,434.20	442,959.61	0.30	1.41	04-14-21
625,000	3133EMRZ7	Federal Farm Credit Bank 0.250% Due 02-26-24	Aaa	AA+	623,324.16	599,280.23	0.34	1.63	03-09-21
385,000	3133EMRZ7	Federal Farm Credit Bank 0.250% Due 02-26-24	Aaa	AA+	384,110.65	369,156.62	0.33	1.63	03-31-21
1,000,000	3130ALSG0	Federal Home Ln Bank 0.250% Due 03-08-24	Aaa	AAA	998,332.00	955,669.90	0.31	1.66	05-24-21
240,000	3133EMTW2	Federal Farm Credit Bank 0.300% Due 03-18-24	Aaa	AA+	239,805.60	230,039.75	0.33	1.69	04-27-21
1,200,000	3133EMGF3	Federal Farm Credit Bank 0.350% Due 05-16-24	Aaa	AA+	1,197,900.00	1,143,541.78	0.40	1.85	11-19-20
115,000	3130ANMM9	Federal Home Ln Bank 0.540% Due 08-26-24	Aaa	AAA	115,000.00	109,564.92	0.54	2.11	08-26-21
750,000	3130ANX88	Federal Home Ln Bank 0.500% Due 09-27-24	Aaa	AA+	749,775.00	710,227.06	0.51	2.20	09-27-21
1,500,000	3130ALQV9	Federal Home Ln Bank 0.570% Due 09-30-24	Aaa	AA+	1,500,000.00	1,422,600.64	0.57	2.20	03-30-21
500,000	3130ALTH7	Federal Home Ln Bank 0.510% Due 09-30-24	Aaa	AA+	500,000.00	471,510.98	0.51	2.20	03-30-21
415,000	3130AKDS2	Federal Home Ln Bank 0.390% Due 10-28-24	Aaa	AA+	415,402.55	391,194.10	0.36	2.28	02-19-21
1,000,000	3135G06E8	Federal Natl Mtg Assoc 0.420% Due 11-18-24	Aaa	AA+	998,250.00	938,839.20	0.46	2.34	11-18-20
1,200,000	3133EMER9	Federal Farm Credit Bank 0.470% Due 01-27-25	Aaa	AA+	1,198,620.00	1,120,190.94	0.50	2.52	10-29-20
800,000	3134GXDM3	Federal Home Ln Mtg 0.620% Due 12-01-25	Aaa	AA+	799,400.00	731,640.27	0.64	3.33	12-02-20
380,000	3134GXHD9	Federal Home Ln Mtg 0.700% Due 12-23-25	Aaa	AA+	380,000.00	348,402.11	0.70	3.39	12-23-20
500,000	3130AKZ25	Federal Home Ln Bank 0.650% Due 02-26-26	Aaa	AA+	500,000.00	456,370.19	0.65	3.55	02-26-21
Accrued Interest						13,346.15			
					14,556,897.16	13,840,853.54	0.42	1.99	
MUNICIPAL BONDS									
500,000	0100332D9	City of Akron, OH GO 2.000% Due 12-01-22		A+	515,505.00	500,790.00	0.48	0.42	11-12-20
460,000	244721FK7	Defiance CSD, OH GO 4.000% Due 12-01-23	Aa2		502,522.40	464,333.20	1.20	1.37	07-16-20
500,000	677581JA9	State of Ohio, OH REV 0.300% Due 12-15-23	Aa2	AA	500,000.00	480,010.00	0.30	1.43	06-08-21
500,000	677581JB7	State of Ohio, OH REV 0.520% Due 12-15-24	Aa2	AA	500,000.00	466,185.00	0.52	2.40	06-08-21
250,000	668180CW0	Northwestern LSD, OH GO 5.820% Due 12-01-26	Aa2		304,310.00	273,405.00	1.42	3.90	10-12-21
Accrued Interest						3,761.39			
					2,322,337.40	2,188,484.59	0.72	1.70	

Disclosures:

RedTree's internal accounting system is used as the source of the market value of this account. Although obtained from a source believed to be reliable, we cannot guarantee its accuracy. You should review all account statements provided by the custodian and compare with the statements provided by RedTree.

Questions? Call 888.596.2293 or email info@redtreeinv.com



Portfolio Holdings Report
Medina City School District
US Bank Custodian Acct Ending x70982
 June 30, 2022

Quantity	Cusip	Security Description	Moody's	S&P	Cost Basis	Market Value	Yield at Cost	Wtd Maturity	Purchase Date
U.S. TREASURY NOTES									
295,000	91282CBN0	US Treasury Note 0.125% Due 02-28-23	Aaa	AA+	294,631.25	290,033.38	0.20	0.66	06-22-21
600,000	91282CBU4	US Treasury Note 0.125% Due 03-31-23	Aaa	AA+	599,109.38	588,304.80	0.21	0.74	06-22-21
210,000	91282CBX8	US Treasury Note 0.125% Due 04-30-23	Aaa	AA+	209,114.06	205,283.19	0.42	0.82	11-24-21
1,045,000	91282CCK5	US Treasury Note 0.125% Due 06-30-23	Aaa	AA+	1,041,938.47	1,016,547.78	0.27	0.99	06-30-21
810,000	91282CDA6	US Treasury Note 0.250% Due 09-30-23	Aaa	AA+	809,086.59	783,738.18	0.31	1.23	09-30-21
500,000	91282CAW1	US Treasury Note 0.250% Due 11-15-23	Aaa	AA+	497,148.44	482,129.00	0.54	1.35	11-15-21
950,000	91282CBR1	US Treasury Note 0.250% Due 03-15-24	Aaa	AA+	948,033.21	907,769.65	0.33	1.68	08-09-21
550,000	91282CBV2	US Treasury Note 0.375% Due 04-15-24	Aaa	AA+	549,978.52	525,465.05	0.38	1.76	09-20-21
	Accrued Interest					2,159.14			
					4,949,039.92	4,801,430.17	0.32	1.22	
COMMERCIAL PAPER									
800,000	89233HLW2	Toyota Motor Credit 0.000% Due 11-30-22	P-1	A-1+	791,288.22	790,802.40	2.01	0.42	05-17-22
470,000	78015DPD6	Royal Bank of Canada (RBC) 0.000% Due 02-13-23	P-1	A-1+	461,328.50	460,590.60	2.51	0.62	05-19-22
1,050,000	89119BQN9	TD USA 0.000% Due 03-22-23	P-1	A-1+	1,024,674.00	1,023,433.95	3.32	0.72	06-27-22
					2,277,290.72	2,274,826.95	2.70	0.59	
MONEY MARKET FUND									
	USBMMF	First American Treasury Obligations Fund			20,066.86	20,066.86	1.29		
TOTAL PORTFOLIO					24,125,632.06	23,125,662.11	0.65	1.67	

Disclosures:

RedTree's internal accounting system is used as the source of the market value of this account. Although obtained from a source believed to be reliable, we cannot guarantee its accuracy. You should review all account statements provided by the custodian and compare with the statements provided by RedTree.

Questions? Call 888.596.2293 or email info@redtreeinv.com

Monthly Activity Reports
Medina City School District
US Bank Custodian Acct Ending x70982
 From 06-01-22 Through 06-30-22

GROSS INTEREST INCOME

Ex-Date	Pay-Date	Security	Amount
U.S. GOVERNMENT AGENCY NOTES			
06-01-22	06-01-22	Federal Home Ln Mtg 0.620% Due 12-01-25	2,480.00
06-06-22	06-06-22	Federal Home Ln Mtg 0.250% Due 12-04-23	575.00
06-22-22	06-22-22	Federal Farm Credit Bank 0.260% Due 06-22-22	1,300.00
06-23-22	06-23-22	Federal Home Ln Mtg 0.700% Due 12-23-25	1,330.00
			<hr/> 5,685.00
MUNICIPAL BONDS			
06-01-22	06-01-22	City of Akron, OH GO 2.000% Due 12-01-22	5,000.00
06-01-22	06-01-22	Defiance CSD, OH GO 4.000% Due 12-01-23	9,200.00
06-01-22	06-01-22	Northwestern LSD, OH GO 5.820% Due 12-01-26	7,275.00
06-15-22	06-15-22	State of Ohio, OH REV 0.300% Due 12-15-23	750.00
06-15-22	06-15-22	State of Ohio, OH REV 0.520% Due 12-15-24	1,300.00
			<hr/> 23,525.00
U.S. TREASURY NOTES			
06-30-22	06-30-22	US Treasury Note 0.125% Due 06-30-23	653.13
MONEY MARKET FUND			
06-01-22	06-01-22	First American Treasury Obligations Fund	25.03
GROSS INCOME			<hr/> 29,888.16

Disclosures:

RedTree's internal accounting system is used as the source of the market value of this account. Although obtained from a source believed to be reliable, we cannot guarantee its accuracy. You should review all account statements provided by the custodian and compare with the statements provided by RedTree.

Questions? Call 888.596.2293 or email info@redtreeinv.com

Purchase and Sale
Medina City School District
US Bank Custodian Acct Ending x70982
 From 06-01-22 Through 06-30-22

Trade Date	Settle Date	Quantity	Security	Unit Price	Amount
PURCHASES					
06-27-2022	06-27-2022	1,050,000	TD USA 0.000% Due 03-22-23	97.59	1,024,674.00
					1,024,674.00
SALES					
06-22-2022	06-22-2022	1,000,000	Federal Farm Credit Bank 0.260% Due 06-22-22	100.00	1,000,000.00
					1,000,000.00

Disclosures:

RedTree's internal accounting system is used as the source of the market value of this account. Although obtained from a source believed to be reliable, we cannot guarantee its accuracy. You should review all account statements provided by the custodian and compare with the statements provided by RedTree.

Questions? Call 888.596.2293 or email info@redtreeinv.com



Realized Gains/Losses
Medina City School District
US Bank Custodian Acct Ending x70982
From 06-01-22 Through 06-30-22

Open Date	Close Date	Quantity	Security	Cost Basis	Proceeds	Gain Or Loss	
						Short Term	Long Term
06-22-2020	06-22-2022	1,000,000	Federal Farm Credit Bank 0.260% Due 06-22-22	999,460.00	1,000,000.00		540.00
TOTAL GAINS						0.00	540.00
TOTAL LOSSES						0.00	0.00
TOTAL REALIZED GAIN/LOSS						0.00	540.00

Disclosures:

RedTree's internal accounting system is used as the source of the market value of this account. Although obtained from a source believed to be reliable, we cannot guarantee its accuracy. You should review all account statements provided by the custodian and compare with the statements provided by RedTree.

Questions? Call 888.596.2293 or email info@redtreeinv.com

ENV# CEBMNXHPBBLZFRH_BBBBB
FIFTH THIRD SECURITIES, INC.
MD 1M0B2A
5050 KINGSLEY DRIVE
CINCINNATI, OH 45263

MEDINA CITY SCHOOLS
DAVID CHAMBERS
739 WEYMOUTH RD
MEDINA OH 44256



STATEMENT FOR THE PERIOD JUNE 1, 2022 TO JUNE 30, 2022

MEDINA CITY SCHOOLS - Corporation
Account Number: [REDACTED]

For questions about your accounts:
In-State: 614 744 5496
National: 888 889 1025

By the courtesy of:
Carter & Savage

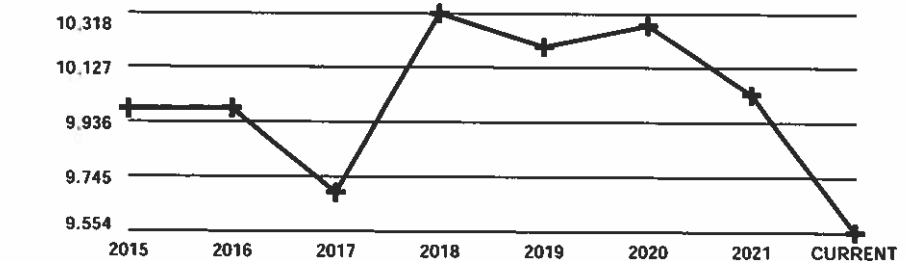
TOTAL VALUE OF YOUR PORTFOLIO **\$9,553,576.88**

FOR YOUR INFORMATION

Fifth Third Securities, Inc. Investments offered through Fifth Third Securities, Inc., member
FINRA/SIPC

CHANGE IN VALUE OF YOUR PORTFOLIO

\$ millions



Change In Value Of Your Portfolio information can be found in Miscellaneous Footnotes at the end of this statement.

Fifth Third Securities, Inc.

MN_CEBMNXHPBBLZFRH_BBBBB 20220630

Account carried with National Financial Services LLC. Member
NYSE, SIPC

Statement for the Period June 1, 2022 to June 30, 2022

MEDINA CITY SCHOOLS - Corporation

Account Number: [REDACTED]



**Fifth Third
Securities**

Account Overview

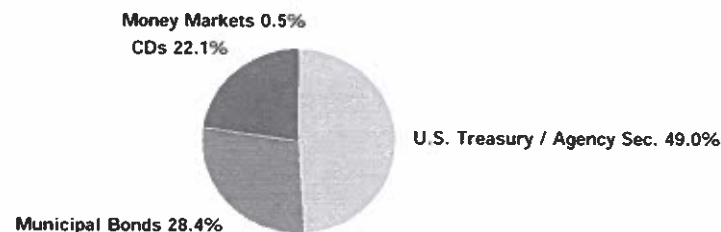
CHANGE IN ACCOUNT VALUE	Current Period	Year-to-Date
BEGINNING VALUE	\$9,614,111.47	\$10,031,983.03
Additions and Withdrawals	(\$30,154.57)	(\$59,653.40)
Misc. & Corporate Actions	\$0.00	\$0.00
Income	\$30,154.57	\$59,653.40
Taxes, Fees and Expenses	\$0.00	\$0.00
Change in Value	(\$60,534.59)	(\$478,406.15)
ENDING VALUE (AS OF 06/30/22)	\$9,553,576.88	\$9,553,576.88

Refer to Miscellaneous Footnotes for more information on Change in Value.

INCOME	Current Period	Year-to-Date
TAXABLE		
Taxable Dividends	\$22.30	\$77.56
Taxable Interest	\$10,757.27	\$40,200.84
TOTAL TAXABLE	\$10,779.57	\$40,278.40
NON-TAXABLE		
Muni Tax Exempt Interest	\$19,375.00	\$19,375.00
TOTAL NON-TAXABLE	\$19,375.00	\$19,375.00
TOTAL INCOME	\$30,154.57	\$59,653.40

Taxable income is determined based on information available to NFS at the time the statement was prepared, and is subject to change. Final information on taxation of interest and dividends is available on Form 1099-Div, which is mailed in February of the subsequent year.

ACCOUNT ALLOCATION



	Percent	Prior Period	Current Period
Money Markets	0.5 %	\$43,279.70	\$43,279.70
CDs	22.1	\$2,125,404.37	\$2,111,896.88
Municipal Bonds	28.4	\$2,731,868.40	\$2,716,660.30
U.S. Treasury / Agency Sec.	49.0	\$4,713,559.00	\$4,681,740.00
TOTAL	100.0 %	\$9,614,111.47	\$9,553,576.88

Account Allocation shows the percentage that each asset class represents of your total account value. Account Allocation for equities, fixed income, and other categories may include mutual funds and may be net of short positions. NFS has made assumptions concerning how certain mutual funds are allocated. Closed-end mutual funds and Exchange Traded Products (ETPs) listed on an exchange may be included in the equity allocation. The chart may not reflect your actual portfolio allocation. Consult your broker/dealer prior to making investment decisions.

Fifth Third Securities, Inc.

MN_CEBMNXHPBBLZFRH_BBBBB 20220630

Account carried with National Financial Services LLC, Member
NYSE, SIPC

Statement for the Period June 1, 2022 to June 30, 2022

MEDINA CITY SCHOOLS - Corporation

Account Number: [REDACTED]



Account Overview *continued*

MESSAGES AND ALERTS

Customers wishing to learn more about their investment professional can contact the FINRA BrokerCheck Hotline Number at 1-800-289-9999 or visit the FINRA Regulation website www.finra.org. Customers can also obtain an investor brochure that includes information describing the FINRA BrokerCheck program by contacting Brokerage Operations 1-888-889-1025.

Order Flow Practices- SEC Rule 607 Disclosure- FTS is a customer of NFS, which provides certain securities clearance services. FTS receives remuneration for directing orders to a particular broker or dealer and my route orders to market centers, national securities exchanges, alternative trading systems, electronic communications networks, and broker-dealers that may offer credits for certain types of orders, while assessing fees for other types of orders. Credits offered by a market center may exceed the charges assessed, such that a market center may make a payment to FTS in relation to the orders. Such remuneration, if any, is considered compensation to FTS.

Please note that the FDIC insured deposit at Fifth Third Bank under the Fifth Third BD Program is not covered by SIPC. The FDIC insured deposit is eligible for FDIC insurance subject to FDIC coverage limits at the time funds are deposited at Fifth Third Bank. As referenced in the Fifth Third BD Program disclosure document, clients are responsible for monitoring their total assets at Fifth Third Bank to determine the extent of available FDIC coverage.

Fifth Third Securities reminds you to please promptly report any inaccuracies or discrepancies in your account to Brokerage Operations by calling 1-888-889-1025. Please reconfirm any oral communications in writing to your investment professional to further protect your rights under the Securities Investor Protection Act SIPA.

Fifth Third Securities, Inc.

MN_CEBMNXHPBBLZFRH_BBBBB 20220630

Account carried with National Financial Services LLC, Member
NYSE, SIPC

Statement for the Period June 1, 2022 to June 30, 2022

MEDINA CITY SCHOOLS - Corporation
Account Number: [REDACTED]



Holdings

NFS-provided cost basis, realized gain (loss) and holding period information may not reflect all adjustments necessary for tax purposes. Please refer to Footnotes and Cost Basis Information at the end of this statement for more information.

For additional information regarding your holdings, please refer to the footnotes at the end of the statement.

Client Investment - Reflects the amount from share purchases, transfers and conversions that have customer or third party provided cost basis. The amount does not reflect all account activity, including, but not limited to shares acquired via certain corporate actions, gifted/inherited, date of death step-up, or dividend reinvestments. The amount may fluctuate over time based on activity within the account due to buying, transferring or converting additional shares or selling all or part of a security. Transfers or conversions that do not have cost basis will not be reflected in the Client Investment amount. The reflected Client Investment amount does not represent your cost basis reported on IRS Form 1099-B, as it is a separate calculation.

CASH AND CASH EQUIVALENTS - 0.45% of Total Account Value

Description	Symbol/Cusip Account Type	Quantity	Price on 06/30/22	Current Market Value	Estimated Annual Income
Money Markets					
FEDERATED HERMES GOVT OBLIGATIONS IS 7 DAY YIELD 1.36%	GOIXX CASH	43,279.7	\$1.00	\$43,279.70	
Dividend Option Cash					
Capital Gain Option Cash					
Total Cash and Cash Equivalents				\$43,279.70	

Fifth Third Securities, Inc.

MN_CEBMNXHPBBLZFRH_BBBBB 20220630

Account carried with National Financial Services LLC. Member
NYSE, SIPC

Statement for the Period June 1, 2022 to June 30, 2022

MEDINA CITY SCHOOLS - Corporation
Account Number: [REDACTED]



HOLDINGS > FIXED INCOME - 99.55% of Total Account Value

For an explanation of fixed income pricing, please see the last page. Redemption schedule(s), bond rating(s), and other information are provided where available. If information does not appear regarding a particular investment, it is not available. The ratings on this statement are provided by Standard & Poor's and/or Moody's to rate the quality based on the respective rating agency's assessment. Ratings information from Standard & Poor's ("S&P") may not be reproduced. S&P credit ratings are statements of opinion and are not statements of fact or recommendations to purchase, hold, or sell securities, nor do they address the suitability of securities for investment purposes, and should not be relied on as investment advice. S&P does not guarantee the accuracy, completeness, timeliness or availability of any information, including ratings, and is not responsible for errors or omissions (negligent or otherwise). S&P gives no express or implied warranties, including but not limited to any warranties of merchantability or fitness for a particular purpose or use. S&P shall not be liable for any direct, indirect, incidental, exemplary, compensatory, punitive, special or consequential damages, costs, expenses, legal fees, or losses (including lost income or profits and opportunity costs) in connection with any use of ratings.

Description	Symbol/Cusip Account Type	Quantity	Estimated Price on 06/30/22	Estimated Current Market Value	Estimated Annual Income	Original/Adjusted Cost Basis	Unrealized Gain (Loss)
CDs							
Certificates of Deposit (CDs), including Market Indexed CDs and Market Linked CDs (collectively, MCDs) are generally shown at estimated market prices based upon a matrix or model pricing method that may not represent the actual price if sold prior to maturity. However, CDs and MCDs may be shown at face value for up to seven calendar days from date of issue if estimated market prices have not been received from a third party pricing vendor. The actual value of CDs and MCDs may be different from their purchase price. CDs and MCDs are subject to interest rate risk. The estimated market price reflected for MCDs may not be based on the actual closing value of the linked market index on the final maturity date and the market value of MCDs may not correspond directly to increases or decreases in the underlying linked market index. You may sell CDs or MCDs in the secondary market subject to market conditions. The secondary market for CDs and MCDs is generally illiquid. If sold prior to maturity, the value of MCDs may be less than the purchase amount or face value. The sale or redemption of any fixed income security prior to maturity may result in a substantial gain or loss, and an early withdrawal penalty may apply. Certain MCDs may only be redeemed on pre-specified liquidation dates and may have call features that allow the issuer to call the MCD prior to maturity. Certain Step Rate CDs are also subject to reinvestment risk if call provisions are exercised by the issuer and if a CD with a comparable rate is not available.							
See sales materials or contact your broker/dealer for additional information.							
WELLS FARGO NATL BK WEST LAS V CD 1.85000% 12/30/2022 FDIC INSURED CPN PMT MONTHLY Next Interest Payable: 07/30/22 Estimated Yield 1.85% Accrued Interest \$12.42 Average Unit Cost \$1.00 Client Investment \$245,000.00 Adjusted Cost Basis	949495AF2 CASH	245,000	\$0.99876	\$244,696.20	\$4,532.50	\$245,000.00	
EVERGREEN BK GROUP ILL CD 1.05000% 04/17/2023 FDIC INSURED CPN PMT MONTHLY Next Interest Payable: 07/15/22 Estimated Yield 1.06% Accrued Interest \$105.86 Average Unit Cost \$1.00 Client Investment \$230,000.00 Adjusted Cost Basis	300185JK2 CASH	230,000	\$0.98847	\$227,348.10	\$2,415.00	\$230,000.00	
FIRST SOURCE BK SOUTH BEND IND CD 1.35000% 08/03/2023 FDIC INSURED CPN PMT MONTHLY Next Interest Payable: 07/03/22	33646CMB7 CASH	217,000	\$0.98331	\$213,378.27	\$2,929.50	\$217,000.00	
						\$245,000.00	D (\$303.80)
						\$230,000.00	D (\$2,651.90)

Fifth Third Securities, Inc.

Account carried with National Financial Services LLC, Member
NYSE, SIPC

MN_CEBMNXHPBBLZFRH_BBBBB 20220630

Statement for the Period June 1, 2022 to June 30, 2022

MEDINA CITY SCHOOLS - Corporation
Account Number: [REDACTED]



HOLDINGS > FIXED INCOME *continued*

Description	Symbol/Cusip Account Type	Quantity	Estimated Price on 06/30/22	Estimated Current Market Value	Estimated Annual Income	Original/Adjusted Cost Basis	Unrealized Gain (Loss)
FIRST SOURCE BK SOUTH BEND IND CD	33646CMB7	<i>continued</i>					
Estimated Yield 1.37%							
Accrued Interest \$224.73							
Average Unit Cost \$1.00							
Client Investment \$217,000.00							
Adjusted Cost Basis						\$217,000.00 D	(\$3,621.73)
NEW YORK COMMUNITY BANK CD 0.30000%	649447UH0	249,000	\$0.96099	\$239,286.51	\$747.00	\$249,000.00	
12/11/2023 FDIC INSURED	CASH						
CPN PMT SEMI-ANNUAL							
ON JUN 11, DEC 11							
Next Interest Payable: 12/11/22							
Estimated Yield 0.31%							
Accrued Interest \$40.93							
Average Unit Cost \$1.00							
Client Investment \$249,000.00							
Adjusted Cost Basis						\$249,000.00 D	(\$9,713.49)
MORGAN STANLEY BK N A CD 0.25000%	61765QQ28	249,000	\$0.96005	\$239,052.45	\$622.50	\$249,000.00	
01/08/2024 FDIC INSURED	CASH						
CPN PMT QUARTERLY							
ON OCT 08, JAN 08, APR 08, JUL 08							
Next Interest Payable: 07/08/22							
STEP COUPON							
RESET FREQUENCY TERM MODE							
NEXT RESET 07/08/2022 @ 0.35000							
Estimated Yield 0.26%							
Accrued Interest \$141.55							
Average Unit Cost \$1.00							
Client Investment \$249,000.00							
Adjusted Cost Basis						\$249,000.00 D	(\$9,947.55)
CFBANK FAIRLAWN OH CD 2.80000%	15721UCY3	235,000	\$0.99381	\$233,545.35	\$6,580.00	\$235,000.00	
03/15/2024 FDIC INSURED	CASH						
CPN PMT MONTHLY							
Next Interest Payable: 07/15/22							
Estimated Yield 2.81%							
Accrued Interest \$288.44							
Average Unit Cost \$1.00							
Client Investment \$235,000.00							
Adjusted Cost Basis						\$235,000.00 D	(\$1,454.65)

Fifth Third Securities, Inc.

Account carried with National Financial Services LLC. Member
NYSE, SIPC

MN_CEBMNXHPBBLZFRH_BBBBB 20220630

Statement for the Period June 1, 2022 to June 30, 2022

MEDINA CITY SCHOOLS - Corporation
Account Number: [REDACTED]



HOLDINGS > FIXED INCOME *continued*

Description	Symbol/Cusip Account Type	Quantity	Estimated Price on 06/30/22	Estimated Current Market Value	Estimated Annual Income	Original/Adjusted Cost Basis	Unrealized Gain (Loss)
FIRST ST BK BUXTON ND CD 2.40000% 05/30/2024 FDIC INSURED CPN PMT MONTHLY Next Interest Payable: 07/30/22 Estimated Yield 2.43% Accrued Interest \$16.11 Average Unit Cost \$1.00 Client Investment \$245,000.00 Adjusted Cost Basis	31860PAL2 CASH	245,000	\$0.98396	\$241,070.20	\$5,880.00	\$245,000.00	
						\$245,000.00	D (\$3,929.80)
STATE BK REESEVILLE WIS CD 2.25000% 06/28/2024 FDIC INSURED CPN PMT MONTHLY Next Interest Payable: 07/28/22 Estimated Yield 2.29% Accrued Interest \$44.38 Average Unit Cost \$1.00 Client Investment \$240,000.00 Adjusted Cost Basis	856487AX1 CASH	240,000	\$0.97981	\$235,154.40	\$5,400.00	\$240,000.00	
						\$240,000.00	D (\$4,845.60)
RAYMOND JAMES BK NATL ASSN CD 2.00000% 08/23/2024 FDIC INSURED CPN PMT SEMI-ANNUAL ON FEB 23, AUG 23 Next Interest Payable: 08/23/22 Estimated Yield 2.05% Accrued Interest \$1718.36 Average Unit Cost \$1.00 Client Investment \$245,000.00 Adjusted Cost Basis	75472RAE1 CASH	245,000	\$0.97292	\$238,365.40	\$4,900.00	\$245,000.00	
						\$245,000.00	D (\$6,634.60)
Total CDs		2,155,000		\$2,111,896.88	\$34,006.50	\$2,155,000.00	D (\$43,103.12)
Municipal Bonds							
WASHINGTON OHIO LOC SCH DIST LUCAS CNTY 05.00000% 12/01/2022 FACS CONSTR IMPT GO UNLTD TAX BDS SER. 2020 A OH SCH DST CR ENH PG UNLIMITED GEN OBLIG MOODY'S Aa2 CPN PMT SEMI-ANNUAL	939483FM0 CASH	775,000	\$101.426	\$786,051.50	\$38,750.00	\$835,054.75	

Fifth Third Securities, Inc.

Account carried with National Financial Services LLC. Member
NYSE, SIPC

MN_CEBMNHPBBLZFRH_BBBBB 20220630

Statement for the Period June 1, 2022 to June 30, 2022

MEDINA CITY SCHOOLS - Corporation

Account Number: [REDACTED]



**Fifth Third
Securities**

HOLDINGS > FIXED INCOME *continued*

Description	Symbol/Cusip Account Type	Quantity	Estimated Price on 06/30/22	Estimated Current Market Value	Estimated Annual Income	Original/Adjusted Cost Basis	Unrealized Gain (Loss)
WASHINGTON OHIO LOC SCH DIST LUCAS CNTY	939483FM0	continued					
ON DEC 01, JUN 01							
Next Interest Payable: 12/01/22							
Accrued Interest \$3229.17							
Average Unit Cost \$101.24							
Client Investment \$835,054.75							
Adjusted Cost Basis						\$784,581.50	\$1,470.00
YTD Amortized Premium	\$11,383.78 E						
COLUMBUS OHIO ST CMNTY COLLEGE 00.56700%	19954VAJ6	460,000	\$93.778	\$431,378.80	\$2,608.20	\$453,645.40	
12/01/2024 TAXABLE FACS CONSTR IMPT GO	CASH						
UNLTD TAX BDS SER. 2020 B							
UNLIMITED GEN OBLIG							
MOODY'S Aa1 /S&P AA							
CPN PMT SEMI-ANNUAL							
ON JUN 01, DEC 01							
Next Interest Payable: 12/01/22							
Accrued Interest \$217.35							
Average Unit Cost \$98.62							
Client Investment \$453,645.40							
Adjusted Cost Basis						\$453,645.40	(\$22,266.60)
Unrealized Market Discount Income	\$745.24 Q						
CENTERVILLE OHIO CITY SCH DIST 00.81900%	152239JX8	250,000	\$92.164	\$230,410.00	\$2,047.50	\$250,772.50	
12/01/2025 TAXABLE UNLTD TAX GO IMPT REF	CASH						
BDS SER. 2020							
UNLIMITED GEN OBLIG							
MOODY'S Aa1							
CPN PMT SEMI-ANNUAL							
ON DEC 01, JUN 01							
Next Interest Payable: 12/01/22							
Accrued Interest \$170.63							
Average Unit Cost \$100.23							
Client Investment \$250,772.50							
Adjusted Cost Basis						\$250,580.41	(\$20,170.41)
YTD Amortized Premium	\$83.66 E						
FRANKLIN CNTY OHIO TAXABLE GO LTD TAX	3531727W3	1,400,000	\$90.63	\$1,268,820.00	\$11,900.00	\$1,400,000.00	
00.85000% 06/01/2026 VAR PURP REF BDS	CASH						
SER. 2021 B							
LIMITED GEN OBLIG							
MOODY'S Aaa /S&P AAA							

Fifth Third Securities, Inc.

Account carried with National Financial Services LLC, Member
NYSE, SIPC

MN_CEBMNXHPBBLZFRH_BBBBB 20220630

Statement for the Period June 1, 2022 to June 30, 2022

MEDINA CITY SCHOOLS - Corporation

Account Number: [REDACTED]



**Fifth Third
Securities**

HOLDINGS > FIXED INCOME *continued*

Description	Symbol/Cusip Account Type	Quantity	Estimated Price on 06/30/22	Estimated Current Market Value	Estimated Annual Income	Original/Adjusted Cost Basis	Unrealized Gain (Loss)
FRANKLIN CNTY OHIO TAXABLE GO LTD TAX	3531727W3	<i>continued</i>					
CPN PMT SEMI-ANNUAL ON DEC 01, JUN 01 Next Interest Payable: 12/01/22 Accrued Interest \$991.67 Average Unit Cost \$100.00 Client Investment \$1,400,000.00 Adjusted Cost Basis						\$1,400,000.00 D	(\$131,180.00)
Total Municipal Bonds		2,885,000		\$2,716,660.30	\$55,305.70	\$2,888,807.31	(\$172,147.01)
U.S. Treasury / Agency Securities							
FEDERAL NATL MTG ASSN NOTE 0.42000%	3135G06E8	275,000	\$93.884	\$258,181.00	\$1,155.00	\$274,835.00	
11/18/2024 MOODY'S Aaa /S&P AA+ CPN PMT SEMI-ANNUAL ON MAY 18, NOV 18 Next Interest Payable: 11/18/22 CALLABLE ON 11/18/2022 @ 100.0000 Accrued Interest \$137.96 Average Unit Cost \$99.94 Client Investment \$274,835.00 Adjusted Cost Basis	CASH					\$274,835.00 D	(\$16,654.00)
FEDERAL HOME LOAN BA SER HR-9025	3130AQRN5	1,000,000	\$97.066	\$970,660.00	\$11,500.00	\$994,230.00	
1 15000% 02/18/2025 MOODY'S Aaa /S&P AA+ CPN PMT SEMI-ANNUAL ON AUG 18, FEB 18 1ST CPN DTE 08/18/2022 Next Interest Payable: 08/18/22 CALLABLE ON 08/18/2022 @ 100.0000 STEP COUPON RESET FREQUENCY TERM MODE NEXT RESET 08/18/2023 @ 2.15000 Accrued Interest \$4216.67 Average Unit Cost \$99.42 Client Investment \$994,230.00 Adjusted Cost Basis	CASH					\$994,230.00 D	(\$23,570.00)
FEDERAL FARM CR BKS BOND 0.53000%	3133EMFC1	1,000,000	\$93.513	\$935,130.00	\$5,300.00	\$998,500.00	

Fifth Third Securities, Inc.

MN_CEBMNHPBBLZFRH_BBBBB 20220630

Account carried with National Financial Services LLC, Member
NYSE, SIPC

Statement for the Period June 1, 2022 to June 30, 2022

MEDINA CITY SCHOOLS - Corporation
Account Number: [REDACTED]



HOLDINGS > FIXED INCOME *continued*

Description	Symbol/Cusip Account Type	Quantity	Estimated Price on 06/30/22	Estimated Current Market Value	Estimated Annual Income	Original/Adjusted Cost Basis	Unrealized Gain (Loss)
FEDERAL FARM CR BKS BOND 0.53000% 07/29/2025 MOODY'S Aaa /S&P AA+ CPN PMT SEMI-ANNUAL ON JAN 29, JUL 29 Next Interest Payable: 07/29/22 CONTINUOUSLY CALLABLE FROM 10/29/2021 CALLABLE ON 07/06/2022 @ 100.0000 Accrued Interest \$2237.78 Average Unit Cost \$99.85 Client Investment \$998,500.00 Adjusted Cost Basis	3133EMFC1 CASH	<i>continued</i>				\$998,500.00 D	(\$63,370.00)
FEDERAL FARM CR BKS BOND 0.61000% 08/25/2025 MOODY'S Aaa /S&P AA+ CPN PMT SEMI-ANNUAL ON FEB 25, AUG 25 Next Interest Payable: 08/25/22 CONTINUOUSLY CALLABLE FROM 02/25/2021 CALLABLE ON 07/06/2022 @ 100.0000 Accrued Interest \$2135.00 Average Unit Cost \$100.00 Client Investment \$1,000,000.00 Adjusted Cost Basis	3133EL4W1 CASH	1,000,000	\$92.439	\$924,390.00	\$6,100.00	\$1,000,000.00 D	(\$75,610.00)
FEDERAL HOME LOAN BA SER L7-2026 0.50000% 04/14/2026 MOODY'S Aaa /S&P AA+ CPN PMT SEMI-ANNUAL ON OCT 14, APR 14 Next Interest Payable: 10/14/22 CALLABLE ON 07/14/2022 @ 100.0000 STEP COUPON RESET FREQUENCY TERM MODE NEXT RESET 04/14/2023 Accrued Interest \$1055.56 Average Unit Cost \$100.00 Client Investment \$1,000,000.00 Adjusted Cost Basis	3130ALVT8 CASH	1,000,000	\$94.261	\$942,610.00	\$5,000.00	\$1,000,000.00 D	(\$57,390.00)
FEDERAL HOME LOAN BA SER TX-9026	3130ANZM5	700,000	\$92.967	\$650,769.00	\$4,550.00	\$698,999.00	

Fifth Third Securities, Inc.

Account carried with National Financial Services LLC, Member
NYSE, SIPC

MN_CEBMNXHPBBLZFRH_BBBBB 20220630

Statement for the Period June 1, 2022 to June 30, 2022

MEDINA CITY SCHOOLS - Corporation

Account Number: [REDACTED]



**Fifth Third
Securities**

HOLDINGS > FIXED INCOME *continued*

Description	Symbol/Cusip Account Type	Quantity	Estimated Price on 06/30/22	Estimated Current Market Value	Estimated Annual Income	Original/Adjusted Cost Basis	Unrealized Gain (Loss)
FEDERAL HOME LOAN BA SER TX-9026	3130ANZM5	<i>continued</i>					
0.65000% 09/30/2026	CASH						
MOODY'S Aaa /S&P AA+							
CPN PMT SEMI-ANNUAL							
ON MAR 30, SEP 30							
Next Interest Payable: 09/30/22							
CALLABLE ON 09/30/2022 @ 100.0000							
STEP COUPON							
RESET FREQUENCY TERM MODE							
NEXT RESET 09/30/2022 @ 0.70000							
Accrued Interest \$1137.50							
Average Unit Cost \$99.86							
Client Investment \$698,999.00							
Adjusted Cost Basis						\$698,999.00 D	(\$48,230.00)
Total U.S. Treasury / Agency Securities		4,975,000		\$4,681,740.00	\$33,605.00	\$4,966,564.00	(\$284,824.00)
Total Fixed Income		10,015,000		\$9,510,297.18	\$122,917.20	\$10,010,371.31	(\$500,074.13)
Total Fixed Income Client Investment	\$10,061,036.65						
Total Securities				\$9,510,297.18	\$122,917.20	\$10,010,371.31	(\$500,074.13)
TOTAL PORTFOLIO VALUE				\$9,553,576.88	\$122,917.20	\$10,010,371.31	(\$500,074.13)
TOTAL CLIENT INVESTMENT	\$10,061,036.65						

Fifth Third Securities, Inc.

MN_CEBMNXHPBBLZFRH_BBBBB 20220630

Account carried with National Financial Services LLC, Member
NYSE, SIPC

Statement for the Period June 1, 2022 to June 30, 2022

MEDINA CITY SCHOOLS - Corporation

Account Number: [REDACTED]



**Fifth Third
Securities**

Activity

NFS-provided cost basis, realized gain (loss) and holding period information may not reflect all adjustments necessary for tax purposes. Please refer to Footnotes and Cost Basis Information at the end of this statement for more information.

CORE FUND ACTIVITY

For more information about the operation of your core account, please refer to your Customer Agreement.

Settlement Date	Account Type	Transaction	Description	Quantity	Amount
06/01/22	CASH	YOU BOUGHT	FEDERATED HERMES GOVT OBLIGATIONS IS @ 1	27,675.15	(\$27,675.15)
06/13/22	CASH	YOU BOUGHT	FEDERATED HERMES GOVT OBLIGATIONS IS @ 1	372.48	(\$372.48)
06/15/22	CASH	YOU BOUGHT	FEDERATED HERMES GOVT OBLIGATIONS IS @ 1	763.96	(\$763.96)
06/28/22	CASH	YOU BOUGHT	FEDERATED HERMES GOVT OBLIGATIONS IS @ 1	458.63	(\$458.63)
06/30/22	CASH	YOU SOLD	FEDERATED HERMES GOVT OBLIGATIONS IS @ 1	(29,270.22)	\$29,270.22
TOTAL CORE FUND ACTIVITY					\$0.00

ACTIVITY > ADDITIONS AND WITHDRAWALS > OTHER ADDITIONS AND WITHDRAWALS

Date	Account Type	Transaction	Description	Quantity	Amount
Other Additions and Withdrawals					
06/30/22	CASH	WIRE TRANS TO BANK	WD66730785 THE HUNTINGTON NATIONAL BANK [REDACTED]		(\$30,154.57)
Total Other Additions and Withdrawals					(\$30,154.57)

Fifth Third Securities, Inc.

MN_CEBMNXHPBBLZFRH_BBBBB 20220630

Account carried with National Financial Services LLC, Member
NYSE, SIPC

Statement for the Period June 1, 2022 to June 30, 2022

MEDINA CITY SCHOOLS - Corporation

Account Number: [REDACTED]



**Fifth Third
Securities**

ACTIVITY *continued*

	Amount
TOTAL ADDITIONS AND WITHDRAWALS	(\$30,154.57)

ACTIVITY > INCOME > TAXABLE INCOME

Settlement Date	Account Type	Transaction	Description	Quantity	Amount
Taxable Dividends					
05/31/22	CASH	DIVIDEND RECEIVED	FEDERATED HERMES GOVT OBLIGATIONS IS DIVIDEND RECEIVED		\$22.30
Total Taxable Dividends					\$22.30
Taxable Interest					
06/01/22	CASH	MUNI TAXABLE INT	CENTERVILLE OHIO CITY SCH DIST 00.81900% 12/01/2025 TAXABLE UNLTD TAX GO IMPT REF BDS SER. 2020		\$1,023.75
06/01/22	CASH	MUNI TAXABLE INT	COLUMBUS OHIO ST CMNTY COLLEGE 00.56700% 12/01/2024 TAXABLE FACS CONSTR IMPT GO UNLTD TAX BDS SER. 2020 B		\$1,304.10
06/01/22	CASH	MUNI TAXABLE INT	FRANKLIN CNTY OHIO TAXABLE GO LTD TAX 00.85000% 06/01/2026 VAR PURP REF BDS SER. 2021 B		\$5,950.00
06/11/22	CASH	INTEREST	NEW YORK COMMUNITY BANK CD 0.30000% 12/11/2023		\$372.48
06/15/22	CASH	INTEREST	CFBANK FAIRLAWN OH CD 2.80000% 03/15/2024		\$558.85
06/15/22	CASH	INTEREST	EVERGREEN BK GROUP ILL CD 1.05000% 04/17/2023		\$205.11
06/28/22	CASH	INTEREST	STATE BK REESEVILLE WIS CD 2.25000% 06/28/2024		\$458.63

Fifth Third Securities, Inc.

MN_CEBMNXHPBBLZFRH_BBBBB 20220630

Account carried with National Financial Services LLC, Member
NYSE, SIPC

Statement for the Period June 1, 2022 to June 30, 2022

MEDINA CITY SCHOOLS - Corporation
Account Number: [REDACTED]



ACTIVITY > INCOME > TAXABLE INCOME *continued*

Settlement Date	Account Type	Transaction	Description	Quantity	Amount
06/30/22	CASH	INTEREST	FIRST ST BK BUXTON ND CD 2.40000% 05/30/2024		\$499.40
06/30/22	CASH	INTEREST	WELLS FARGO NATL BK WEST LAS V CD 1.85000% 12/30/2022		\$384.95
Total Taxable Interest					\$10,757.27
Total Taxable Income					\$10,779.57

ACTIVITY > INCOME > NON-TAXABLE INCOME

Settlement Date	Account Type	Transaction	Description	Quantity	Amount
Muni Tax Exempt Interest					
06/01/22	CASH	MUNI EXEMPT INT	WASHINGTON OHIO LOC SCH DIST LUCAS CNTY 05.00000% 12/01/2022 FACS CONSTR IMPT GO UNLTD TAX BDS SER. 2020 A		\$19,375.00
Total Muni Tax Exempt Interest					\$19,375.00
Total Non-Taxable Income					\$19,375.00
TOTAL INCOME					\$30,154.57

Fifth Third Securities, Inc.

MN_CEBMNXHPBBLZFRH_BBBB 20220630

Account carried with National Financial Services LLC. Member
NYSE, SIPC

Brokerage
Account Statement

June 1, 2022 - June 30, 2022

Account Number: [REDACTED]

MEDINA CITY SCHOOLS
739 WEYMOUTH RD
MEDINA OH 44256-2037**Your Account Executive:**
ANDREW CARDINALI**Portfolio at a Glance**

	This Period
BEGINNING ACCOUNT VALUE	\$13,199,708.65
Deposits (Cash & Securities)	744,000.00
Withdrawals (Cash & Securities)	-3,451.74
Dividends, Interest and Other Income	4,478.71
Net Change in Portfolio¹	-84,851.64
ENDING ACCOUNT VALUE	\$13,859,883.98
Estimated Annual Income	\$146,168.50

¹ Net Change in Portfolio is the difference between the ending account value and beginning account value after activity.**Asset Summary**

Percent	Asset Type	Last Period	This Period
1%	Cash, Money Funds, and Bank Deposits	1,245.58	2,272.55
99%	Fixed Income	13,198,463.07	13,857,611.43
100%	Account Total	\$13,199,708.65	\$13,859,883.98

Please review your allocation periodically with your Account Executive.

Client Service Information**Your Account Executive:** ATT
ANDREW CARDINALI**Contact Information****E-Mail:** customerservice@mbssecurities.com**Client Service Information****Service Hours:** Weekdays 09:00 a.m. - 05:00 p.m. (EST)**Client Service Telephone Number:** (800) 967-9045**Web Site:** WWW.MBSSECURITIES.COM

Your Account Information

INVESTMENT OBJECTIVE

Investment Objective: NONE SPECIFIED

Please discuss your investment objective with your Account Executive.

TAX LOT DEFAULT DISPOSITION METHOD

Default Method for Mutual Funds: First In First Out

Default Method for Stocks in a Dividend Reinvestment Plan: First In First Out

Default Method for all Other Securities: First In First Out

BOND AMORTIZATION ELECTIONS

Amortize premium on taxable bonds based on Constant Yield Method: Yes

Accrual market discount method for all other bond types: Constant Yield Method

Include market discount in income annually: No

ELECTRONIC DELIVERY

Your electronic delivery selections for account communications are listed below:

Electronic Delivery

- | Enrollment | Communication |
|-------------------------------------|----------------------------------|
| <input checked="" type="checkbox"/> | Statements and Reports |
| <input checked="" type="checkbox"/> | Trade Confirmations |
| <input checked="" type="checkbox"/> | Tax Documents |
| <input checked="" type="checkbox"/> | Notifications |
| <input checked="" type="checkbox"/> | Prospectus |
| <input checked="" type="checkbox"/> | Proxy/Shareholder Communications |

You have not enrolled any of the above documents for electronic delivery. Please log in to your account or contact your Account Executive to make any changes to your electronic delivery preferences.

Income and Expense Summary

	Current Period		Year-to-Date	
	Taxable	Non Taxable	Taxable	Non Taxable
Interest Income				
Bond Interest	800.75	0.00	2,884.25	0.00
Other Interest	3,677.96	0.00	44,189.64	0.00
Total Income	\$4,478.71	\$0.00	\$47,073.89	\$0.00

Portfolio Holdings

Description	Quantity	Opening Balance	Closing Balance	Accrued Income	30-Day Yield
CASH, MONEY FUNDS AND BANK DEPOSITS 1.00% of Portfolio					
Cash Balance		1,245.58	2,272.55		
TOTAL CASH, MONEY FUNDS AND BANK DEPOSITS		\$1,245.58	\$2,272.55	\$0.00	



June 1, 2022 - June 30, 2022
MEDINA CITY SCHOOLS

Portfolio Holdings (continued)

Description	Quantity	Market Price	Market Value	Accrued Interest	Estimated Annual Income	Estimated Yield
FIXED INCOME 99.00% of Portfolio (In Maturity Date Sequence)						
Certificates of Deposit						
DELTA NATL BK & TR CO NEW YORK NY CTF DEP 1.100% 08/03/22 B/E DTD 03/30/20 ACT/365 Security Identifier: 24773RBM6	91,000.0000	99.9420	90,947.22	249.56	1,001.00	1.10%
CAPITAL ONE NATL ASSN MCLEAN VA CTF DEP 2.050% 08/15/22 DTD 08/14/19 ACT/365 Security Identifier: 14042RMX6	248,000.0000	100.0370	248,091.76	1,894.31	5,084.00	2.04%
LAKELAND BK NFLD N J CTF DEP 1.100% 09/30/22 B/E DTD 03/30/20 ACT/365 1ST CPN DTE 09/30/20 Security Identifier: 511640AX2	248,000.0000	99.8190	247,551.12	680.13	2,728.00	1.10%
SYNOVUS BK COLUMBUS GA CTF DEP 1.400% 10/17/22 B/E DTD 04/17/20 ACT/365 1ST CPN DTE 10/17/20 Security Identifier: 87164DRV4	248,000.0000	99.8600	247,652.80	703.91	3,472.00	1.40%
SALLIE MAE BK SALT LAKE CITY UT CTF DEP 2.650% 01/31/23 DTD 01/31/18 ACT/365 1ST CPN DTE 07/31/18 Security Identifier: 795450J71	246,000.0000	100.2510	246,617.46	2,679.04	6,519.00	2.64%
EAGLEBANK BETHESDA MD CTF DEP 1.650% 03/06/23 DTD 03/06/20 ACT/365 1ST CPN DTE 04/06/20 Security Identifier: 27002YEV4	248,000.0000	99.5340	246,844.32	269.06	4,092.00	1.65%
LIVE OAK BKG CO WILMINGTON N C CTF DEP 1.550% 03/06/23 DTD 03/06/20 ACT/365 Security Identifier: 538036JZ8	100,000.0000	99.4670	99,467.00	123.15	1,550.00	1.55%
BANKUNITED NATL ASSN MIAMI LAKES FL CTF DEP 0.250% 03/20/23 B/E DTD 03/19/21 ACT/365 Security Identifier: 066519QQ5	248,000.0000	98.4710	244,208.08	18.68	620.00	0.25%
MAINSTREET BK FAIRFAX VA CTF DEP ACT/365 0.200% 03/29/23 B/E DTD 03/29/21 ACT/365 Security Identifier: 56065GAL2	248,000.0000	98.3560	243,922.88	1.36	496.00	0.20%
AMERICAN EXPRESS NATL BK BROKERED INTL CTF DEP PROGRAM INSTL CTF DEP 1.450% 03/31/23 B/E DTD 03/31/20 Security Identifier: 02589AB50	248,000.0000	99.2680	246,184.64	896.54	3,596.00	1.46%
BANK LEUMI USA NEW YORK N Y CTF DEP 1.450% 03/31/23 B/E DTD 03/31/20 ACT/365 1ST CPN DTE 09/30/20 Security Identifier: 063248KR8	248,000.0000	99.2680	246,184.64	896.54	3,596.00	1.46%

Portfolio Holdings (continued)

Description	Quantity	Market Price	Market Value	Accrued Interest	Estimated Annual Income	Estimated Yield
FIXED INCOME (continued)						
Certificates of Deposit (continued)						
NORTHSTAR BK BAD AXE MICH CTF DEP 1.150% 03/31/23 B/E DTD 03/31/20 ACT/365 1ST CPN DTE 04/30/20 Security Identifier: 66704MEQ0	248,000.0000	99.0450	245,631.60	0.00	2,852.00	1.16%
WEBBANK SALT LAKE CITY UTAH CTF DEP 0.200% 05/01/23 B/E DTD 04/30/21 ACT/365 CALLABLE 06/30/22 Security Identifier: 947547MS1	246,000.0000	98.0310	241,156.26	82.22	492.00	0.20%
M Y SAFRA BK FSB NEW YORK N Y CTF DEP 0.250% 05/26/23 B/E DTD 11/27/20 ACT/365 CALLABLE 11/27/22 Security Identifier: 55406JBL5	248,000.0000	97.7980	242,539.04	57.75	620.00	0.25%
HINGHAM INSTN SVGS MASS CTF DEP 0.200% 06/28/23 B/E DTD 06/28/21 ACT/365 1ST CPN DTE 12/28/21 Security Identifier: 433323EA6	248,000.0000	97.3930	241,534.64	2.72	496.00	0.20%
WEX BK MIDVALE UTAH CTF DEP 0.250% 06/30/23 B/E DTD 06/30/21 ACT/365 1ST CPN DTE 12/30/21 Security Identifier: 92937CKM9	248,000.0000	97.4190	241,599.12	0.00	620.00	0.25%
INDUSTRIAL & COML BK CHINA USA NATL ASSN N Y 0.250% 07/21/23 B/E DTD 07/22/21 ACT/365 Security Identifier: 45581ECL3	246,000.0000	97.2610	239,262.06	267.90	615.00	0.25%
GOLDMAN SACHS BK USA NEW YORK CTF DEP 0.250% 08/07/23 DTD 05/05/21 ACT/365 CALLABLE 07/05/22 Security Identifier: 38149MWB5	246,000.0000	97.1160	238,905.36	42.12	615.00	0.25%
LIVE OAK BKG CO WILMINGTON N C CTF DEP 1.600% 09/06/23 DTD 03/06/20 ACT/365 Security Identifier: 538036KB9	147,000.0000	98.4370	144,702.39	186.87	2,352.00	1.62%
SYNCHRONY BK RETAIL CTF DEP FIDELITY INSTL CTF DEP 0.350% 09/11/23 DTD 09/10/21 ACT/365 Security Identifier: 87165FZV9	248,000.0000	96.9470	240,428.56	266.35	868.00	0.36%
BANK HAPOLIM B M NEW YORK BRH CTF DEP 0.300% 09/14/23 B/E DTD 09/14/20 ACT/365 1ST CPN DTE 03/14/21 Security Identifier: 06251A2E9	246,000.0000	96.8630	238,282.98	218.37	738.00	0.30%
JPMORGAN CHASE BK NA COLUMBUS OHIO CTF DEP 1.400% 09/29/23 B/E DTD 03/31/22 ACT/365 Security Identifier: 48128VWMR3	248,000.0000	98.0650	243,201.20	865.62	3,472.00	1.42%
MORGAN STANLEY BK N A MKT LKD INSTL CTF DEP PROGRAM 1.400% 09/29/23 B/E DTD 03/31/22 ACT/365 Security Identifier: 61773TDC4	248,000.0000	98.0780	243,233.44	865.62	3,472.00	1.42%
BANKWEST INC PIERRE S D CTF DEP 1.250% 10/24/23 B/E DTD 04/24/20 ACT/365 1ST CPN DTE 05/15/20 Security Identifier: 06652CHH7	248,000.0000	97.7390	242,392.72	127.40	3,100.00	1.27%



June 1, 2022 - June 30, 2022
MEDINA CITY SCHOOLS

Portfolio Holdings (continued)

Description	Quantity	Market Price	Market Value	Accrued Interest	Estimated Annual Income	Estimated Yield
FIXED INCOME (continued)						
Certificates of Deposit (continued)						
NEW YORK CMNTY BK WESTBURY NEW YORK CTF DEP 0.300% 11/09/23 B/E DTD 11/09/20 ACT/365 Security Identifier: 649447UE7	248,000.0000	96.3820	239,027.36	105.99	744.00	0.31%
UBS BK USA SALT LAKE CITY UT CTF DEP 2.550% 12/18/23 B/E DTD 06/16/22 ACT/365 1ST CPN DTE 07/16/22 Security Identifier: 90348J3V0	248,000.0000	99.2570	246,157.36	242.56	6,324.00	2.56%
BMW BK NORTH AMER SALT LAKE CITY UTAH CTF DEP 0.350% 01/16/24 DTD 07/16/21 ACT/365 Security Identifier: 05580AA95	246,000.0000	95.8790	235,862.34	389.22	861.00	0.36%
DELTA NATL BK & TR CO NEW YORK NY CTF DEP 1.200% 03/04/24 B/E DTD 03/31/20 ACT/365 Security Identifier: 24773RBN4	141,000.0000	96.8010	136,489.41	421.84	1,692.00	1.23%
THIRD FED SVGS & LN ASSN OF CLEVELAND CTF DEP 0.400% 03/15/24 B/E DTD 09/15/21 ACT/365 Security Identifier: 88413QDC9	245,000.0000	95.4100	233,754.50	287.29	980.00	0.41%
PREFERRED BK LOS ANGELES CALIF CTF DEP 1.100% 03/27/24 DTD 03/27/20 ACT/365 Security Identifier: 740367KG1	227,000.0000	96.4690	218,984.63	20.52	2,497.00	1.14%
SECURITY ST BK FARWELL TEX CTF DEP 0.400% 03/28/24 B/E DTD 03/31/21 ACT/365 CALLABLE 06/30/22 Security Identifier: 81500JBG7	248,000.0000	95.2520	236,224.96	0.00	992.00	0.41%
PACIFIC WESTN BK BEVERLY HILLS CALIF CTF DEP 1.300% 04/16/24 B/E DTD 04/16/20 ACT/365 Security Identifier: 69506YRH4	248,000.0000	96.6820	239,771.36	662.47	3,224.00	1.34%
DISCOVER BK GREENWOOD DEL CTF DEP 2.500% 04/29/24 B/E DTD 04/27/22 ACT/365 Security Identifier: 254673B62	248,000.0000	98.7130	244,808.24	1,087.12	6,200.00	2.53%
CENTERSTATE BK FLA NA WINTERHAVEN FL CTF DEP 1.050% 04/30/24 B/E DTD 04/30/20 ACT/365 Security Identifier: 15201QDH7	248,000.0000	96.1410	238,429.68	435.19	2,604.00	1.09%
BMO HARRIS BK NATL ASSN CHICAGO ILL CTF DEP 2.800% 06/10/24 B/E DTD 06/10/22 ACT/365 Security Identifier: 05600XFU9	248,000.0000	99.1050	245,780.40	380.49	6,944.00	2.82%

Portfolio Holdings (continued)

Description	Quantity	Market Price	Market Value	Accrued Interest	Estimated Annual Income	Estimated Yield
FIXED INCOME (continued)						
Certificates of Deposit (continued)						
LINCOLN SVGS BK REINBECK IOWA CTF DEP CT/365 0.600% 06/24/24 B/E DTD 06/24/20 ACT/365 Security Identifier: 534732AV4	248,000.0000	94.8370	235,195.76	24.46	1,488.00	0.63%
FIRST KEYSTONE CMNTY BK BERWICK PA CTF DEP 0.600% 06/28/24 B/E DTD 06/30/20 ACT/365 Security Identifier: 32065RAK1	248,000.0000	94.7800	235,054.40	0.00	1,488.00	0.63%
FLAGSTAR BK FSB TROY MICH CTF DEP 0.500% 07/17/24 B/E DTD 07/17/20 ACT/365 1ST CPN DTE 01/17/21 Security Identifier: 33847E3V7	248,000.0000	94.4920	234,340.16	557.15	1,240.00	0.52%
TOYOTA FINL SVGS BK HEND NV CTF DEP 0.600% 08/12/24 B/E DTD 08/12/21 ACT/365 1ST CPN DTE 02/12/22 Security Identifier: 89235MLG4	248,000.0000	94.4930	234,342.64	562.59	1,488.00	0.63%
INSTITUTION FOR SVGS IN NEWBURYPORT & ITS VIC MA CTF DEP 0.700% 10/28/24 B/E DTD 10/28/21 ACT/365 Security Identifier: 45780PBB0	249,000.0000	94.1080	234,328.92	9.55	1,743.00	0.74%
MAGNOLIA BK INC KY CTF DEP 0.400% 10/30/24 B/E DTD 10/30/20 ACT/365 CALLABLE 06/30/22 Security Identifier: 559582AK7	247,000.0000	93.4040	230,707.88	0.00	988.00	0.42%
CAPITAL ONE BK USA NATL ASSN GLEN ALLEN VA CTF DEP 0.700% 11/18/24 B/E DTD 11/17/21 ACT/365 Security Identifier: 14042TDV6	246,000.0000	93.9820	231,195.72	207.58	1,722.00	0.74%
COMMERCIAL BK WEST LIBERTY KY CTF DEP 1.100% 03/17/25 DTD 03/17/20 ACT/365 CALLABLE 07/17/22 Security Identifier: 201525AC6	248,000.0000	94.1200	233,417.60	97.16	2,728.00	1.16%
SAFRA NATL BK NEW YORK CTF DEP INSTL CTF DEP 2.000% 03/24/25 B/E DTD 03/23/22 ACT/365 Security Identifier: 78658RHM6	248,000.0000	96.4370	239,163.76	1,345.32	4,960.00	2.07%
BEAL BK PLANO TEX CTF DEP 2.600% 04/16/25 B/E DTD 04/20/22 ACT/365 1ST CPN DTE 10/20/22 Security Identifier: 07371AN74	246,000.0000	97.9280	240,902.88	1,244.15	6,396.00	2.65%
ALLY BK SANDY UTAH CTF DEP 2.950% 04/28/25 B/E DTD 04/28/22 ACT/365 CALLABLE 10/28/22 Security Identifier: 02007GQG1	246,000.0000	98.8420	243,151.32	1,252.58	7,257.00	2.98%
BARCLAYS BK DEL RETAIL CTF DEP 3A2 INSTL CTF DEP 3.050% 06/02/25 B/E DTD 06/02/22 ACT/365 Security Identifier: 06740KQS9	248,000.0000	99.0510	245,646.48	580.25	7,564.00	3.07%
STATE BK INDIA CHICAGO ILL CTF DEP 0.950% 07/10/25 B/E DTD 07/10/20 ACT/365 1ST CPN DTE 01/10/21 Security Identifier: 856283P26	246,000.0000	93.0110	228,807.06	1,094.87	2,337.00	1.02%



June 1, 2022 - June 30, 2022
MEDINA CITY SCHOOLS

Portfolio Holdings (continued)

Description	Quantity	Market Price	Market Value	Accrued Interest	Estimated Annual Income	Estimated Yield
FIXED INCOME (continued)						
Certificates of Deposit (continued)						
BANK BARODA NEW YORK BRH CTF DEP 0.650% 07/22/25 B/E DTD 07/22/20 ACT/365 1ST CPN DTE 01/22/21 Security Identifier: 06063HMT7	246,000.0000	92.0780	226,511.88	696.55	1,599.00	0.70%
TEXAS EXCHANGE BK SSB CROWLEY CTF DEP 0.850% 11/14/25 B/E DTD 10/08/21 ACT/365 CALLABLE 07/08/22 Security Identifier: 88241TLZ1	248,000.0000	91.9510	228,038.48	127.06	2,108.00	0.92%
MORGAN STANLEY PRIVATE BK NATL ASSN INSTL CTF DEP PROGRAM 3.200% 11/28/25 B/E DTD 05/31/22 Security Identifier: 61768U4L8	248,000.0000	99.4280	246,581.44	43.48	7,936.00	3.21%
TIAA FSB JACKSONVILLE FLA CTF DEP 0.500% 02/12/26 B/E DTD 02/12/21 ACT/365 Security Identifier: 87270LDL4	246,000.0000	90.3100	222,162.60	465.04	1,230.00	0.55%
Total Certificates of Deposit	12,335,000.0000		\$11,955,380.51	\$23,735.70	\$140,400.00	
U.S. Government Bonds						
FEDERAL FARM CR BKS CONS SYSTEMWIDE BDS 0.140% 05/18/23 B/E DTD 05/18/21 CALLABLE 07/05/22 @ 100.000 Moody Rating Aaa S & P Rating AA+ Security Identifier: 3133EMZPO	495,000.0000	97.4950	482,600.25	80.85	693.00	0.14%
FEDERAL AGRIC MTG CORP MEDIUM TERM NTS FED 0.260% 09/29/23 B/E DTD 09/29/20 CALLABLE 09/29/22 Security Identifier: 31422BW97	740,000.0000	96.8290	716,534.60	486.34	1,924.00	0.26%
FEDERAL HOME LN MTG CORP MEDIUM TERM NTS FED 0.300% 12/29/23 B/E DTD 09/29/20 CALLABLE 09/29/22 Moody Rating Aaa Security Identifier: 3134GWY2	248,000.0000	96.1300	238,402.40	2.07	744.00	0.31%
FEDERAL HOME LN BKS CONS BD 0.350% 04/23/24 B/E DTD 06/23/21 CALLABLE 09/23/22 @ 100.000 Moody Rating Aaa S & P Rating AA+ Security Identifier: 3130AMQO8	245,000.0000	95.7710	234,638.95	16.67	857.50	0.36%
FEDERAL HOME LN MTG CORP MEDIUM TERM NTS FED 0.625% 09/15/25 B/E DTD 09/15/20 CALLABLE 09/15/22 Moody Rating Aaa Security Identifier: 3134GWB70	248,000.0000	92.7640	230,054.72	452.08	1,550.00	0.67%
Total U.S. Government Bonds	1,976,000.0000		\$1,902,230.92	\$1,038.01	\$5,768.50	
TOTAL FIXED INCOME	14,311,000.0000		\$13,857,611.43	\$24,773.71	\$146,168.50	

Portfolio Holdings (continued)

	Market Value	Accrued Interest	Estimated Annual Income
Total Portfolio Holdings	\$13,859,883.98	\$24,773.71	\$146,168.50

Portfolio Holdings Disclosures

Pricing

This section includes the net market value of the securities in your account on a settlement date basis, including short positions, at the close of the statement period. The market prices, unless otherwise noted, have been obtained from independent vendor services, which we believe to be reliable. In some cases the pricing vendor may provide prices quoted by a single broker or market maker. Market prices do not constitute a bid or an offer, and may differ from the actual sale price. Securities for which a price is not available are marked "N/A" and are omitted from the Total.

THE AS OF PRICE DATE ONLY APPEARS WHEN THE PRICE DATE DOES NOT EQUAL THE STATEMENT DATE.

Estimated Annual Figures

The estimated annual income (EAI) and estimated annual yield (EAY) figures are estimates and for informational purposes only. These figures are not considered to be a forecast or guarantee of future results. These figures are computed using information from providers believed to be reliable; however, no assurance can be made as to the accuracy. Since interest and dividend rates are subject to change at any time, and may be affected by current and future economic, political, and business conditions, they should not be relied on for making investment, trading, or tax decisions. These figures assume that the position quantities, interest and dividend rates, and prices remain constant. A capital gain or return of principal may be included in the figures for certain securities, thereby overstating them. Refer to www.pershing.com/disclosures for specific details as to formulas used to calculate the figures. Accrued interest represents interest earned but not yet received.

Reinvestment

The dollar amount of Mutual Fund distributions, Money Market Fund dividend income, Bank Deposit interest income, or dividends for other securities shown on your statement may have been reinvested. You will not receive confirmation of these reinvestments. Upon written request to your financial institution, information pertaining to these transactions, including the time of execution and the name of the person from whom your security was purchased, may be obtained. In dividend reinvestment transactions, Pershing acts as your agent and receives payment for order flow.

Option Disclosure

Information with respect to commissions and other charges incurred in connection with the execution of option transactions has been included in confirmations previously furnished to you. A summary of this information is available to you promptly upon your written request directed to your introducing firm. In order to assist your introducing firm in maintaining current background and financial information concerning your option accounts, please promptly advise them in writing of any material change in your investment objectives or financial situation. Expiring options which are valuable are exercised automatically pursuant to the exercise by exception procedure of the Options Clearing Corporation. Additional information regarding this procedure is available upon written request to your introducing firm.

Certificates of Deposit

Certificates of Deposit acquired through the Certificate of Deposit Account Registry Service ("CDARS") and held in your brokerage account are subject to Securities Investor Protection Corporation (SIPC) coverage. Please see additional information about SIPC under Important Information and Disclosures on this statement.

Please be advised that the secondary market for CDs is generally illiquid; the actual value of CDs may be different from their purchase price; and a significant loss of principal could result if your CDs are sold prior to maturity. In the event that the CDs listed above do not indicate a market valuation, an accurate market value could not be determined. In the event that a price is listed above for your CDs, Pershing has obtained a price from sources deemed to be reliable or has priced your CDs using a matrix formula. Prices are estimates and the actual value you may obtain for your CD may be different if you elect to sell your CD in the secondary market.

Foreign Currency Transactions

Pershing will execute foreign currency transactions as principal for your account. Pershing may automatically convert foreign currency to or from U.S. dollars for dividends and similar

June 1, 2022 - June 30, 2022
MEDINA CITY SCHOOLS

Portfolio Holdings Disclosures (continued)
Foreign Currency Transactions (continued)

corporate action transactions unless you instruct your financial organization otherwise. Pershing's currency conversion rate will not exceed the highest interbank conversion rate identified from customary banking sources on the conversion date or the prior business day, increased by up to 1%, unless a particular rate is required by applicable law. Your financial organization may also increase the currency conversion rate. This conversion rate may differ from rates in effect on the date you executed a transaction, incurred a charge, or received a credit. Transactions converted by agents (such as depositories) will be billed at the rates such agents use.

Proxy Vote

Securities not fully paid for in your margin account may be lent by Pershing to itself or others in accordance with the terms outlined in the Margin Agreement. The right to vote your shares held on margin may be reduced by the amount of shares on loan. The Proxy Voting Instruction Form sent to you may reflect a smaller number of shares entitled to vote than the number of shares in your margin account.

Ratings

This statement may contain credit rating information obtained from Standard & Poor's. Reproducing and distributing any information received from Standard & Poor's is not permitted without prior written authorization from Standard & Poor's. Standard & Poor's does not guarantee the accuracy, completeness, timeliness or availability of any information. Standard & Poor's is not responsible for any errors or omissions, regardless of the cause, or for the results of using such content. Standard & Poor's makes no express or implied warranties including warranties of merchantability or fitness for a particular purpose. Standard & Poor's shall not be legally responsible for any fees, costs, expenses or losses in connection with the use of their content. Credit ratings are opinions and not statements of facts; are not recommendations to purchase, hold or sell securities; and do not address suitability for investment purpose. Credit ratings should not be relied upon as investment advice.

Activity Summary (All amounts shown are in base currency)

	Credits This Period	Debits This Period	Net This Period	Credits Year-to-Date	Debits Year-to-Date	Net Year-to-Date
Securities						
Securities Bought	0.00	-744,000.00	-744,000.00	0.00	-2,476,000.00	-2,476,000.00
Total Securities	\$0.00	-\$744,000.00	-\$744,000.00	\$0.00	-\$2,476,000.00	-\$2,476,000.00
Dividends and Interest	\$4,478.71	\$0.00	\$4,478.71	\$47,073.89	\$0.00	\$47,073.89
Distributions	\$0.00	\$0.00	\$0.00	\$744,000.00	\$0.00	\$744,000.00
Cash						
Withdrawals	0.00	-3,451.74	-3,451.74	0.00	-789,459.25	-789,459.25
Deposits	744,000.00	0.00	744,000.00	2,476,000.00	0.00	2,476,000.00
Total Cash	\$744,000.00	-\$3,451.74	\$740,548.26	\$2,476,000.00	-\$789,459.25	\$1,686,540.75
Totals	\$748,478.71	-\$747,451.74	\$1,026.97	\$3,267,073.89	-\$3,265,459.25	\$1,614.64

Transactions by Type of Activity

Process/ Settlement Date	Trade/ Transaction Date	Activity Type	Description	Quantity	Price	Accrued Interest	Amount	Currency
Securities Bought and Sold								
06/02/22	05/27/22	PURCHASED 06740KQS9	BARCLAYS BK DEL RETAIL CTF DEP 3.050% 06/02/25 B/E DTD 06/02/22 YLD 3.050 TO MAT	248,000.0000	100.0000		-248,000.00	USD
06/10/22	06/02/22	PURCHASED 05600XFU9	BMO HARRIS BK NATL ASSN CHICAGO ILL CTF DEP 2.800% 06/10/24 B/E DTD 06/10/22 YLD 2.800 TO MAT	248,000.0000	100.0000		-248,000.00	USD
06/16/22	06/08/22	PURCHASED 90348J3V0	UBS BK USA SALT LAKE CITY UT CTF DEP 2.550% 12/18/23 B/E DTD 06/16/22 YLD 2.550 TO MAT	248,000.0000	100.0000		-248,000.00	USD
Total Securities Bought and Sold						\$0.00	-\$744,000.00	USD
Dividends and Interest								
06/01/22		BOND INTEREST RECEIVED 538036JZ8	100000 LIVE OAK BKG CO WILMINGTON N C CTF DEP 1.550% 03/06/23 DTD 03/06/20 RD 05/31 PD 06/01/22				131.64	USD
06/01/22		BOND INTEREST RECEIVED 538036KB9	147000 LIVE OAK BKG CO WILMINGTON N C CTF DEP 1.600% 09/06/23 DTD 03/06/20 RD 05/31 PD 06/01/22				199.76	USD
06/06/22		BOND INTEREST RECEIVED 27002YEV4	248000 EAGLEBANK BETHESDA MD CTF DEP 1.650% 03/06/23 DTD 03/06/20 RD 06/05 PD 06/06/22				347.54	USD
06/06/22		BOND INTEREST RECEIVED 38149MWB5	246000 GOLDMAN SACHS BK USA NEW YORK CTF DEP 0.250% 08/07/23 DTD 05/05/21 CLB RD 06/04 PD 06/05/22				52.23	USD
06/08/22		BOND INTEREST RECEIVED 88241TLZ1	248000 TEXAS EXCHANGE BK SSB CROWLEY CTF DEP 0.850% 11/14/25 B/E DTD 10/08/21 CLB RD 06/07 PD 06/08/22				179.04	USD
06/15/22		BOND INTEREST RECEIVED 06652CHH7	248000 BANKWEST INC PIERRE S D CTF DEP 1.250% 10/24/23 B/E DTD 04/24/20 RD 06/14 PD 06/15/22				263.29	USD
06/17/22		BOND INTEREST RECEIVED 201525AC6	248000 COMMERCIAL BK WEST LIBERTY KY CTF DEP 1.100% 03/17/25 DTD 03/17/20 CLB RD 06/16 PD 06/17/22				231.69	USD
06/21/22		BOND INTEREST RECEIVED 066519QQ5	248000 BANKUNITED NATL ASSN MIAMI LAKES FL CTF DEP 0.250% 03/20/23 B/E DTD 03/19/21 CLB RD 06/18 PD 06/19/22				52.66	USD
06/23/22		BOND INTEREST RECEIVED 3130AMQQ8	245000 FEDERAL HOME LN BKS CONS BD 0.350% 04/23/24 B/E DTD 06/23/21 CLB RD 06/22 PD 06/23/22				428.75	USD
06/24/22		BOND INTEREST RECEIVED 534732AV4	248000 LINCOLN SVGS BK REINBECK IOWA CTF DEP CT/365 0.600% 06/24/24 B/E DTD 06/24/20 CLB RD 06/23 PD 06/24/22				126.38	USD
06/27/22		BOND INTEREST RECEIVED 740367KG1	227000 PREFERRED BK LOS ANGELES CALIF CTF DEP 1.100% 03/27/24 DTD 03/27/20 RD 06/24 PD 06/27/22				212.07	USD



June 1, 2022 - June 30, 2022
MEDINA CITY SCHOOLS

Transactions by Type of Activity (continued)

Process/ Settlement Date	Trade/ Transaction Date	Activity Type	Description	Quantity	Price	Accrued Interest	Amount	Currency
Dividends and Interest (continued)								
06/28/22		BOND INTEREST RECEIVED 433323EA6	248000 HINGHAM INSTN SVGS MASS CTF DEP 0.200% 06/28/23 B/E DTD 06/28/21 RD 06/27 PD 06/28/22				247.32	USD
06/28/22		BOND INTEREST RECEIVED 45780PBBO	249000 INSTITUTION FOR SVGS IN NEWBURYPORT & ITS VIC MA CTF DEP 0.700% 10/28/24 B/E DTD 10/28/21 CLB RD 06/27 PD 06/28/22				148.04	USD
06/28/22		BOND INTEREST RECEIVED 61768U4L8	248000 MORGAN STANLEY PRIVATE BK NATL ASSN INSTL CTF DEP PROGRAM 3.200% 11/28/25 B/E DTD 05/31/22 CLB RD 06/13 PD 06/28/22				608.79	USD
06/29/22		BOND INTEREST RECEIVED 3134GWY2	248000 FEDERAL HOME LN MTG CORP MEDIUM TERM NTS FED 0.300% 12/29/23 B/E DTD 09/29/20 CLB RD 06/28 PD 06/29/22				372.00	USD
06/29/22		BOND INTEREST RECEIVED 56065GAL2	248000 MAINSTREET BK FAIRFAX VA CTF DEP ACT/365 0.200% 03/29/23 B/E DTD 03/29/21 RD 06/28 PD 06/29/22				42.13	USD
06/30/22		BOND INTEREST RECEIVED 32065RAK1	248000 FIRST KEYSTONE CMNTY BK BERWICK PA CTF DEP 0.600% 06/28/24 B/E DTD 06/30/20 CLB RD 06/29 PD 06/30/22				126.38	USD
06/30/22		BOND INTEREST RECEIVED 559582AK7	247000 MAGNOLIA BK INC KY CTF DEP 0.400% 10/30/24 B/E DTD 10/30/20 CLB RD 06/15 PD 06/30/22				83.91	USD
06/30/22		BOND INTEREST RECEIVED 66704MEQO	248000 NORTHSTAR BK BAD AXE MICH CTF DEP 1.150% 03/31/23 B/E DTD 03/31/20 RD 06/15 PD 06/30/22				234.41	USD
06/30/22		BOND INTEREST RECEIVED 81500JBG7	248000 SECURITY ST BK FARWELL TEX CTF DEP 0.400% 03/28/24 B/E DTD 03/31/21 CLB RD 06/29 PD 06/30/22				81.53	USD
06/30/22		BOND INTEREST RECEIVED 92937CKM9	248000 WEX BK MIDVALE UTAH CTF DEP 0.250% 06/30/23 B/E DTD 06/30/21 RD 06/29 PD 06/30/22				309.15	USD
Total Dividends and Interest						\$0.00	\$4,478.71	USD


Transactions by Type of Activity (continued)

Process/ Settlement Date	Trade/ Transaction Date	Activity Type	Description	Quantity	Price	Accrued Interest	Amount	Currency
Cash Withdrawals and Deposits								
06/02/22		ELECTRONIC DEPOSIT USD999997	RECV FR BANK FOR ACH ACH HUNTINGTON NATIONAL BANK				248,000.00	USD
06/10/22		ELECTRONIC DEPOSIT USD999997	RECV FR BANK FOR ACH ACH HUNTINGTON NATIONAL BANK				248,000.00	USD
06/16/22		ELECTRONIC DEPOSIT USD999997	RECV FR BANK FOR ACH ACH HUNTINGTON NATIONAL BANK				248,000.00	USD
06/28/22		ELECTRONIC TRANSACTION USD999997	SEND TO BANK FOR ACH ACH HUNTINGTON NATIONAL BANK				3,451.74	USD
Total Cash Withdrawals and Deposits						\$0.00	\$740,548.26	USD
Total Value of Transactions						\$0.00	\$1,026.97	USD

The price and quantity displayed may have been rounded.

Fixed Income Analysis

Bond Quality

Bond Quality	Market Value	% of Bond Market Value	Percent of Fixed Income
AAA	1,185,696.32	9%	
Not Rated	12,671,915.11	91%	
Total	13,857,611.43	100%	

Bond Maturity Schedule

Bond Maturity	Market Value	% of Bond Market Value
1 to 6 months	834,242.90	6%
7 to 12 months	3,268,489.93	24%
1 to 5 years	9,754,878.60	70%
Total	13,857,611.43	100%



Percentages of bond market values are rounded to the nearest whole percentage.

Bond quality ratings reflect Moody's or Standard and Poor's ratings. Bonds may be rated by other services. Bonds that are in default are not included. Please refer to your Portfolio Holdings section.

Messages

Although a money market mutual fund (money fund) seeks to preserve the value of your investment at \$1 per share, it is possible to lose money by investing in a money fund. Shares of a money fund or the balance of a bank deposit product held in your brokerage account may be liquidated upon request with the proceeds credited to your brokerage account. Please see the money fund's prospectus or the bank deposit product's disclosure document or contact your advisor for additional information. Pursuant to SEC Rule 10b-10(b)(1) confirmations are not sent for purchases into money funds processed on the sweep platform. Pursuant to applicable regulation, account statements will be produced monthly or quarterly. Balances in Federal Deposit Insurance Corporation (FDIC)-insured bank deposit sweep products are not protected by Securities Investor Protection Corporation (SIPC).

June 1, 2022 - June 30, 2022
MEDINA CITY SCHOOLS**Messages (continued)****eDelivery**

Going digital is more important than ever before, and the benefits of electronic delivery--speed, convenience and safety--are clear. We offer eDelivery for account statements, prospectus documents, proxy or shareholder communications, tax documents, trade confirmations and more.

To enroll, log in to your brokerage account and look for the one-click eDelivery pop-up or simply select 'Go Paperless' at the top of any page and follow the on-screen prompts for set-up. Enrollment can be activated as quickly as the day you register, and you will be notified when documents are available in an online, password-protected portal.

Contact your financial professional if you have any questions about any of our efficient digital tools.

Please be advised that beginning March 1, 2022, Pershing will be implementing a change to client accounts governed by a margin agreement. Under the new process, eligible settled long positions will be maintained in a client's margin account type. Accounts that are not governed by a margin agreement will not be affected by this change.

Please contact your financial organization if you wish to learn more about this change.

PERSHING LLC ANNUAL DISCLOSURE OF IMPORTANT INFORMATION**BEST EXECUTION**

Pershing selects certain market centers for routing non-directed orders that provide automated execution of substantially all electronically transmitted orders in OTC and exchange-listed equity securities. In the case of U.S. listed options Pershing selects certain wholesale brokers for routing non directed orders that provide access to option exchange price improvement auctions. The designated market centers and wholesale brokers to which orders are routed are selected based on the following:

- The consistent high quality of their executions in one or more market segments
- Their ability to provide opportunities for executions at prices superior to the national best bid of offer (NBBO)
- Service, technology reliability, accessibility speed of execution
- Cost and counterparty credit worthiness

Pershing regularly reviews reports for execution quality and other factors.

STOP ORDER ELECTION/TRIGGER

Equity odd-lot sales count toward consolidated and participant exchange volumes, but do not update the last-sale, open, close, high, or low price. Since odd-lot executions are not last-sale eligible, they will not trigger non-directed stop, stop-limit or trailing-stop orders routed to Pershing for execution.



Messages (continued)

PERSHING'S IMPARTIAL LOTTERY PROCESS: PARTIAL CALLS

Information about Pershing's impartial lottery process can be found at pershing.com/disclosures. A printed copy of this information is available by calling (888) 367-2563, option 3 then option 5.

When a security is subject to a partial redemption, Pershing has procedures to treat you fairly. When an issuer initiates a partial call of securities, the depository holding such securities (typically the Depository Trust and Clearing Corporation, or DTCC) conducts an impartial, computerized lottery using an incremental random number technique to determine the allocation of called securities to participants for which it holds securities on deposit (including Pershing). Because DTCC's lottery is random and impartial, participants may or may not receive an allocation of securities selected for redemption.

When Pershing is notified that it received an allocation of called securities, Pershing conducts a similar, computer-generated random lottery. The lottery determines the accounts that will be selected and the number of securities in the account that will be redeemed. Allocations are based on the number of trading units held in the account. The probability of any trading unit held by an account being selected as called in a partial call is proportional to the total number of trading units held through Pershing.

Once the lottery is complete, Pershing notifies your firm which accounts have received an allocation. Securities registered in the client's name, either in transit or held in custody, are excluded from the Pershing lottery process.

Pershing initiates the lottery process by identifying the accounts holding the called security, the total par value of the called securities held, and the trading unit of the security. For example (unit of trade = \$25,000):

Client Account	Par Value	Number of Trading Units
ABC-123234	\$100,000	4
DEF-325465	\$75,000	3
EDR-567433	\$150,000	6
EGT-876574	\$50,000	2
EGT-888345	\$25,000	1
FRT-435234	\$25,000	1
FRT-658797	\$75,000	3

In brief, the allocation process involves the following steps:

- The number of trading units held in each account is identified.
- A sequential number is assigned to each trading unit (e.g., account EDR-567433 would be assigned six numbers).
- A random number is generated that will result in one of these trading units being the first unit in the selection process.
- Thereafter, the trading units participating in the allocation are based on an incremental random number technique until the number of trading units allocated to Pershing is exhausted.

Additional Information

- The allocation of called securities is not made on a pro-rata basis. Therefore, it is possible that a client may receive a full or partial redemption of shares held. Conversely, it is also possible that a client may not have any securities selected for redemption.



June 1, 2022 - June 30, 2022
MEDINA CITY SCHOOLS**Messages (continued)**

- When a partial call is deemed favorable to the holders of the called security, Pershing will exclude certain accounts from the lottery. Excluded accounts will include Pershing's proprietary and employee accounts, as well as proprietary and employee accounts of your firm (if Pershing carries and clears those accounts). No allocation will be made to these proprietary and employee accounts until all other client positions at Pershing in such securities have been called. When a partial call is deemed unfavorable to holders of the called security, Pershing will not exclude any accounts from the lottery.
- If the partial call is made at a price above the current market price as captured in Pershing's price reporting system, Pershing will generally categorize the partial call as one that is favorable to the holders of such security. If the partial call is made at a price that is equal to or below the current market price of the security as captured in Pershing's price reporting system, Pershing will generally categorize that call as one that is unfavorable to holders of the security.
- Clients have the right to withdraw uncalled, fully paid securities from Pershing at any time prior to the cut-off date and time established by the issuer, transfer agent and/or depository with respect to the partial call. Clients also have the right to withdraw excess margin securities, provided that the client account is not subject to restriction under Regulation T or that such withdrawal will not cause an under-margined condition.
- Impartial lottery is conducted based on settled positions as of the close of business the day prior to the publication date.

A copy of the full annual disclosure, including information on revenue sharing, can be found on our website at pershing.com/disclosures/annual.pdf

Cash Not Yet Received

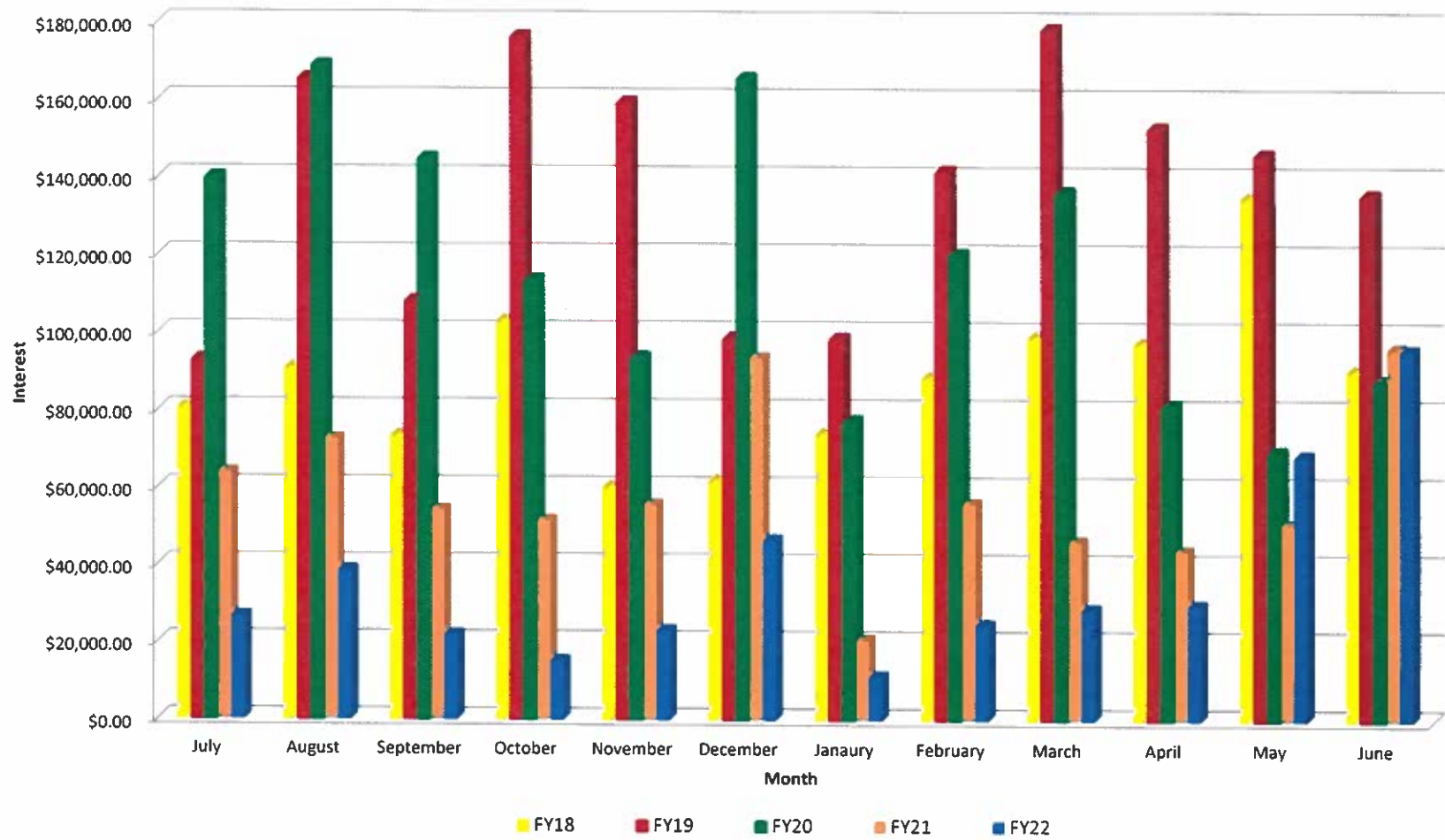
Security	Record Date	Payable Date	Quantity Held	Rate	Dividend Option	Amount of Payment
Interest						
BANKWEST INC PIERRE S D CTF DEP 1.250% 10/24/23 B/E	06/30/22	07/15/22	248,000.000	0.001027	Cash	254.79
EAGLEBANK BETHESDA MD CTF DEP 1.650% 03/06/23	06/21/22	07/06/22	248,000.000	0.001356	Cash	336.33
STATE BK INDIA CHICAGO ILL CTF DEP 0.950% 07/10/25 B/E	06/25/22	07/10/22	246,000.000	0.004711	Cash	1,158.90
LIVE OAK BKG CO WILMINGTON N C CTF DEP	06/30/22	07/01/22	100,000.000	1.273970	Cash	127.40
LIVE OAK BKG CO WILMINGTON N C CTF DEP	06/16/22	07/01/22	147,000.000	1.315068	Cash	193.31

Total Cash Not Yet Received**\$2,070.73**

Assets shown here are not reflected in your account. This information has been received from sources we believe to be reliable. Pershing does not guarantee the accuracy of the information.



Total Monthly Interest Earnings



EFINANCEPLUS
 DATE: 07/12/2022
 TIME: 13:25:45
 SELECTION CRITERIA : ALL

MEDINA CITY SCHOOLS
 OH Cash Position Report

PAGE NUMBER: 1

ACCOUNTING PERIOD : 12/22

FUND	SCC	DESCRIPTION	BEGIN BALANCE	MTD RECEIPTS	FYTD RECEIPTS	MTD EXPENDITURES	FYTD EXPENDITURES	CURRENT FUND BALANCE	CURRENT ENCUMBRANCE	UNENCUMBERED FUND BALANCE
001	0000	GENERAL FUND	30,154,351.08	3,152,264.84	74,059,947.99	5,998,005.60	73,627,448.17	30,586,850.90	741,005.19	29,845,845.71
001	0950	GENERAL FUND - CHROME	0.00	1,350.00	127,216.58	0.00	0.00	127,216.58	0.00	127,216.58
001	1000		0.00	298,024.36	298,024.36	0.00	0.00	298,024.36	0.00	298,024.36
001	2000		0.00	28,411.73	207,424.84	0.00	0.00	207,424.84	0.00	207,424.84
<hr/>										
Total	For Fund	001:	30,154,351.08	3,480,050.93	74,692,613.77	5,998,005.60	73,627,448.17	31,219,516.68	741,005.19	30,478,511.49
002	9000	BOND RETIRE - ELEM/HIGH	3,561,305.29	67,631.93	4,401,385.66	495,518.25	4,230,977.87	3,731,713.08	0.00	3,731,713.08
002	9012	SALES TAX - COPS	0.00	405,818.75	1,727,762.50	1,250.00	1,727,762.50	0.00	0.00	0.00
002	9014	ENERGY & TRANSP NOTES	0.00	4,674.98	343,887.50	0.00	343,887.50	0.00	0.00	0.00
<hr/>										
Total	For Fund	002:	3,561,305.29	478,125.66	6,473,035.66	496,768.25	6,302,627.87	3,731,713.08	0.00	3,731,713.08
003	0000	PERMANENT IMPROVEMENT	185,994.61	50,000.00	105,000.00	0.00	0.00	290,994.61	0.00	290,994.61
003	9000	PERMANENT IMPROVEMENT	13,601.14	0.00	0.00	0.00	0.00	13,601.14	0.00	13,601.14
003	9001	REC CENTER-PERMANENT IMP	237,578.90	0.00	100,072.60	37,205.50	168,462.20	169,189.30	54,072.02	115,117.28
<hr/>										
Total	For Fund	003:	437,174.65	50,000.00	205,072.60	37,205.50	168,462.20	473,785.05	54,072.02	419,713.03
006	0000	LUNCHROOM FUND	54,793.54	5,037.69	391,386.66	297,583.74	1,694,419.32	-1,248,239.12	8,811.39	-1,257,050.51

EFINANCEPLUS
 DATE: 07/12/2022
 TIME: 13:25:45
 SELECTION CRITERIA : ALL

MEDINA CITY SCHOOLS
 OH Cash Position Report

PAGE NUMBER: 2

ACCOUNTING PERIOD : 12/22

FUND	SCC	DESCRIPTION	BEGIN BALANCE	MTD RECEIPTS	FYTD RECEIPTS	MTD EXPENDITURES	FYTD EXPENDITURES	CURRENT FUND BALANCE	CURRENT ENCUMBRANCE	UNENCUMBERED FUND BALANCE
006	9006	FEDERAL FUNDS	0.00	376,587.99	3,728,704.53	124,985.97	1,341,676.90	2,387,027.63	49,464.70	2,337,562.93
006	9022	P-EBT ADMINISTRATIVE FUND	0.00	0.00	3,063.00	0.00	0.00	3,063.00	0.00	3,063.00
<hr/>										
Total For Fund 006:			54,793.54	381,625.68	4,123,154.19	422,569.71	3,036,096.22	1,141,851.51	58,276.09	1,083,575.42
007	9004	COLLINS SCH/POST-GRADUATE	1,004.45	3.30	18,132.94	18,000.00	18,000.00	1,137.39	0.00	1,137.39
007	9022		0.00	35.23	12,147.03	0.00	0.00	12,147.03	0.00	12,147.03
007	9110	ART TRUST - GARFIELD	11,304.69	33.21	145.20	0.00	0.00	11,449.89	0.00	11,449.89
007	9111	CHARLES STANGEL SCH	12.75	486.75	987.25	0.00	1,000.00	0.00	0.00	0.00
007	9333	RIOS STUDENT LEADER SCH	26,523.67	69.20	331.91	3,000.00	3,000.00	23,855.58	0.00	23,855.58
007	9901	BIXLER SCHOLARSHIP FUND	125.00	0.37	1.53	0.00	0.00	126.53	0.00	126.53
<hr/>										
Total For Fund 007:			38,970.56	628.06	31,745.86	21,000.00	22,000.00	48,716.42	0.00	48,716.42
008	9002	KANEHL MUSIC TRUST	29,031.43	238.95	526.48	250.00	250.00	29,307.91	0.00	29,307.91
008	9003	RICHARD HOFFMAN COLLINS	772,391.85	-51,345.34	-51,345.34	45,000.00	45,000.00	676,046.51	0.00	676,046.51
008	9112	ELAINE BUSHMAN FUND	19,547.27	-687.81	-494.21	400.00	400.00	18,653.06	0.00	18,653.06
<hr/>										
Total For Fund 008:			820,970.55	-51,794.20	-51,313.07	45,650.00	45,650.00	724,007.48	0.00	724,007.48

EFINANCEPLUS
DATE: 07/12/2022
TIME: 13:25:45
SELECTION CRITERIA : ALL

MEDINA CITY SCHOOLS
OH Cash Position Report

PAGE NUMBER: 3

ACCOUNTING PERIOD : 12/22

FUND	SCC	DESCRIPTION	BEGIN BALANCE	MTD RECEIPTS	FYTD RECEIPTS	MTD EXPENDITURES	FYTD EXPENDITURES	CURRENT FUND BALANCE	CURRENT ENCUMBRANCE	UNENCUMBERED FUND BALANCE
009	9000	STAR								
		601.20		50.20	24,353.40	24,742.70	24,742.70	211.90	0.00	211.90
009	9110	UNIFORM SUPPLIES GA								
		5,580.80		108.00	4,346.35	24.90	6,262.27	3,664.88	1,365.00	2,299.88
009	9120	UNIFORM SUPPLIES - CN								
		11,585.62		0.00	10,605.10	0.00	7,794.82	14,395.90	5,000.00	9,395.90
009	9130	UNIFORM SUPPLIES - FN								
		6,676.73		160.00	10,393.15	-364.67	10,257.58	6,812.30	5,392.80	1,419.50
009	9140	UNIFORM SUPPLIES - HE								
		11,078.66		168.00	10,140.80	0.00	7,566.63	13,652.83	4,545.00	9,107.83
009	9160	UNIFORM SUPPLIES - BL								
		3,512.47		226.00	12,698.60	330.10	11,477.67	4,733.40	6,137.68	-1,404.28
009	9170	UNIFORM SUPPLIES - WA								
		23,755.64		111.00	14,124.00	0.00	13,570.81	24,308.83	6,800.00	17,508.83
009	9180	UNIFORM SUPPLIES - NO								
		6,843.94		76.00	13,016.40	0.00	9,546.37	10,313.97	5,670.72	4,643.25
009	9200	UNIFORM SUPPLIES - CL								
		20,471.40		519.80	24,739.95	193.51	24,919.73	20,291.62	301.73	19,989.89
009	9210	UNIFORM SUPPLIES - RT								
		2,910.42		158.00	23,293.85	488.16	19,994.35	6,209.92	0.00	6,209.92
009	9300	UNIFORM SUPPLIES - HS								
		16,369.65		742.80	150,761.99	48.74	117,691.68	49,439.96	2,721.12	46,718.84
009	9304	AVIATION/PHOTOGRAPHY								
		3.87		0.00	0.00	0.00	0.00	3.87	0.00	3.87
<hr/>										
Total For Fund	009:	109,390.40		2,319.80	298,473.59	25,463.44	253,824.61	154,039.38	37,934.05	116,105.33
<hr/>										
014	9016	MEDINA CNTY JUV DET CNTR								
		88,161.99		137,552.20	285,867.68	24,786.85	301,015.17	73,014.50	0.00	73,014.50
014	9116	EVOLVE								
		653,227.29		56,275.20	992,736.80	75,760.60	923,431.99	722,532.10	249.67	722,282.43
<hr/>										
Total For Fund	014:	741,389.28		193,827.40	1,278,604.48	100,547.45	1,224,447.16	795,546.60	249.67	795,296.93

EFINANCEPLUS
DATE: 07/12/2022
TIME: 13:25:45
SELECTION CRITERIA : ALL

MEDINA CITY SCHOOLS
OH Cash Position Report

PAGE NUMBER: 4

ACCOUNTING PERIOD : 12/22

FUND	SCC	DESCRIPTION	BEGIN BALANCE	MTD RECEIPTS	FYTD RECEIPTS	MTD EXPENDITURES	FYTD EXPENDITURES	CURRENT FUND BALANCE	CURRENT ENCUMBRANCE	UNENCUMBERED FUND BALANCE
016	0000	EMERGENCY LEVY	20,800,938.74	119,614.54	7,237,689.69	718,600.59	9,226,237.78	18,812,390.65	120,807.43	18,691,583.22
016	0410	EMERGENCY Lvy	0.00	0.00	0.00	9,887.06	126,544.00	-126,544.00	0.00	-126,544.00
016	1000	EMERGNCY Lvy	0.00	0.00	0.00	48,282.04	625,785.56	-625,785.56	0.00	-625,785.56
<hr/>										
Total For Fund 016:			20,800,938.74	119,614.54	7,237,689.69	776,769.69	9,978,567.34	18,060,061.09	120,807.43	17,939,253.66
<hr/>										
018	0000	PRINT SHOP	6,683.33	0.00	0.00	0.00	0.00	6,683.33	0.00	6,683.33
018	9000	PUBLIC SCHOOL SUP - SUPER	16.70	0.00	0.00	0.00	0.00	16.70	0.00	16.70
018	9110	PRINCIPAL'S FUND - GA	29,493.15	0.00	2,946.00	1,584.21	11,183.16	21,255.99	50.12	21,205.87
018	9111	GARFIELD SCHOOL STORE	49.99	0.00	0.00	0.00	0.00	49.99	0.00	49.99
018	9113	GARFIELD MEDIA CENTER	911.35	48.29	85.27	0.00	0.00	996.62	0.00	996.62
018	9120	PRINCIPAL - CN	43,266.18	76.50	3,107.00	425.27	6,324.45	40,048.73	2,427.01	37,621.72
018	9122	CANAVAN SCHOOL STORE	586.69	0.00	0.00	0.00	0.00	586.69	0.00	586.69
018	9123	BOOK FAIR - CANAVAN	91.40	44.00	3,893.24	0.00	3,828.29	156.35	0.00	156.35
018	9130	PRINCIPAL - FN	28,036.39	0.00	15,762.12	945.72	8,246.49	35,552.02	151.10	35,400.92
018	9133	BOOK FAIR - FENN	981.60	-9.99	345.09	0.00	0.00	1,326.69	0.00	1,326.69
018	9135	MEDINA SKI TEAM	474.67	0.00	0.00	0.00	0.00	474.67	0.00	474.67
018	9140	PRINCIPAL'S FUND - HE	51,456.76	232.74	12,177.40	204.14	9,437.39	54,196.77	191.62	54,005.15
018	9143	HERITAGE MEDIA CENTER	3,047.55	15.00	4,968.22	0.00	5,812.42	2,203.35	0.00	2,203.35
018	9160	PRINCIPAL'S FUND - BL	51,986.05	34.00	16,883.25	515.62	17,484.60	51,384.70	697.42	50,687.28

EFINANCEPLUS
 DATE: 07/12/2022
 TIME: 13:25:45
 SELECTION CRITERIA : ALL

MEDINA CITY SCHOOLS
 OH Cash Position Report

PAGE NUMBER: 5

ACCOUNTING PERIOD : 12/22

FUND	SCC	DESCRIPTION BEGIN BALANCE	MTD RECEIPTS	FYTD RECEIPTS	MTD EXPENDITURES	FYTD EXPENDITURES	CURRENT FUND BALANCE	CURRENT ENCUMBRANCE	UNENCUMBERED FUND BALANCE
018	9161	PBIS - BLAKE 4,488.25	0.00	0.00	0.00	0.00	4,488.25	0.00	4,488.25
018	9163	BLAKE MEDIA CENTER 13,561.82	0.00	4,880.68	0.00	4,568.74	13,873.76	1,000.00	12,873.76
018	9170	PRINCIPALS FUND - WA 82,678.64	17.00	4,774.43	1,042.98	8,197.25	79,255.82	9,648.58	69,607.24
018	9171	WAITE SCHOOL STORE 1,191.68	0.00	2,023.82	0.00	985.21	2,230.29	0.00	2,230.29
018	9173	MEDIA CENTER WA 5,064.63	0.00	141.95	0.00	0.00	5,206.58	0.00	5,206.58
018	9174	FIELD TRIPS WA 15,209.72	0.00	0.00	15,209.72	15,209.72	0.00	0.00	0.00
018	9180	PRINCIPALS FUND NO 48,286.07	0.00	4,776.47	158.15	5,252.65	47,809.89	914.60	46,895.29
018	9181	NO SCHOOL STORE 1,631.19	0.00	0.00	0.00	0.00	1,631.19	0.00	1,631.19
018	9183	MEDIA CENTER NO 8,702.32	0.00	5,148.60	0.00	0.00	13,850.92	5,000.00	8,850.92
018	9184	FIELD TRIPS NO 146.00	0.00	0.00	0.00	0.00	146.00	0.00	146.00
018	9200	PRINCIPAL'S FUND - CL 74,955.05	2,262.70	17,953.53	4,467.37	22,554.64	70,353.94	2,154.96	68,198.98
018	9203	CL MEDIA CENTER 5,744.47	22.79	521.21	0.00	918.68	5,347.00	0.00	5,347.00
018	9210	PRINCIPAL'S FUND - RT 37,166.91	1,818.92	11,370.60	239.73	5,713.48	42,824.03	861.04	41,962.99
018	9211	ROOT M.S. MEDIA CENTER 10,296.91	0.00	539.17	-50.00	0.00	10,836.08	0.00	10,836.08
018	9300	PRINCIPAL'S FUND - HS 39,456.44	100.00	19,637.99	1,811.17	18,068.49	41,025.94	2,839.36	38,186.58
018	9301	MEDIA CENTER FUND 1,431.50	60.00	60.00	-50.00	-50.00	1,541.50	0.00	1,541.50
018	9302	SPECIAL FUNDRAISER - HS 37,086.18	0.00	0.00	0.00	1,320.00	35,766.18	10,000.00	25,766.18
018	9303	PERFORMING ARTS 75,486.00	10,346.00	61,487.00	2,756.36	17,722.99	119,250.01	13,547.87	105,702.14
018	9304	BUZZ 16,880.60	43.73	9,103.89	101.63	7,277.58	18,706.91	402.96	18,303.95
018	9305	FLEXIBLE CREDIT FUND 8,284.56	50.00	150.00	0.00	0.00	8,434.56	0.00	8,434.56

EFINANCEPLUS
 DATE: 07/12/2022
 TIME: 13:25:45
 SELECTION CRITERIA : ALL

MEDINA CITY SCHOOLS
 OH Cash Position Report

PAGE NUMBER: 6

ACCOUNTING PERIOD : 12/22

FUND	SCC	DESCRIPTION	BEGIN BALANCE	MTD RECEIPTS	FYTD RECEIPTS	MTD EXPENDITURES	FYTD EXPENDITURES	CURRENT FUND BALANCE	CURRENT ENCUMBRANCE	UNENCUMBERED FUND BALANCE
018	9306	FEED THE BEES 8,538.90		0.00	2,880.00	73.95	3,035.16	8,383.74	0.00	8,383.74
018	9884	FACILITY RENTAL 75,655.82		221.00	6,912.00	0.00	0.00	82,567.82	0.00	82,567.82
018	9900	INSERVICE - CENTRAL 3,702.01		0.00	0.00	0.00	0.00	3,702.01	0.00	3,702.01
018	9901	PUBLIC SCH SUPPORT - INST 1,720.86		0.00	0.00	0.00	0.00	1,720.86	0.00	1,720.86
018	9902	INSERVICE - SUPER 11,224.52		0.00	0.00	0.00	0.00	11,224.52	0.00	11,224.52
018	9903	BOARD/STUDENT DEVELOPMENT 2,800.00		0.00	0.00	0.00	0.00	2,800.00	0.00	2,800.00
018	9904	WELLNESS FUND 502.00		0.00	0.00	0.00	0.00	502.00	0.00	502.00
018	9905	PUBLIC SCH SUPT/STUD SERV 51,248.39		0.00	0.00	0.00	0.00	51,248.39	0.00	51,248.39
018	9906	COMMUNICA- PUBLIC SCH SUP 1,117.90		0.00	20.00	0.00	477.00	660.90	0.00	660.90
018	9907	STEAM - SUMMER ENRICHMENT 2,475.40		2,100.00	12,880.00	209.84	209.84	15,145.56	2,790.16	12,355.40
018	9910	MAINTENANCE DEPARTMENT 3,902.36		0.00	0.00	0.00	0.00	3,902.36	0.00	3,902.36
018	9914	END OF YEAR 7.13		4.00	154.00	0.00	0.00	161.13	90.87	70.26
018	9915	BIKE TO SCHOOL 803.00		0.00	500.00	250.00	250.00	1,053.00	0.00	1,053.00
018	9916	SPIRIT NIGHT 4,432.98		500.00	1,500.00	0.00	1,976.25	3,956.73	28.00	3,928.73
018	9919	STUDENT ART SHOW 189.09		0.00	500.00	0.00	109.90	579.19	0.00	579.19
018	9920	TRSP FUND 2,518.00		0.00	23.00	0.00	1,026.02	1,514.98	205.73	1,309.25
018	9922	AMERICAN HEART GRANT 0.00		0.00	1,000.00	0.00	0.00	1,000.00	0.00	1,000.00
018	9930	RESOURCE CONNECTION 1,500.00		0.00	0.00	0.00	0.00	1,500.00	0.00	1,500.00
<hr/>										
Total For Fund 018:			877,169.11	17,986.68	229,105.93	29,895.86	177,140.40	929,134.64	53,001.40	876,133.24

EFINANCEPLUS
 DATE: 07/12/2022
 TIME: 13:25:45
 SELECTION CRITERIA : ALL

MEDINA CITY SCHOOLS
 OH Cash Position Report

PAGE NUMBER: 7

ACCOUNTING PERIOD : 12/22

FUND	SCC	DESCRIPTION BEGIN BALANCE	MTD RECEIPTS	FYTD RECEIPTS	MTD EXPENDITURES	FYTD EXPENDITURES	CURRENT FUND BALANCE	CURRENT ENCUMBRANCE	UNENCUMBERED FUND BALANCE
019	9000	ADAMH GRANT 7,352.00	0.00	0.00	0.00	1,311.00	6,041.00	0.00	6,041.00
019	9018	LOWE'S LIGHT UP GA FY08 48.08	0.00	0.00	0.00	0.00	48.08	0.00	48.08
019	9020	RIF PROGRAM GRANT - NO 400.73	0.00	0.00	0.00	0.00	400.73	0.00	400.73
019	9021	JENNINGS - B - BRYNIARSKI 0.82	0.00	0.00	0.00	0.00	0.82	0.00	0.82
019	9023	PUB EDU LEADERSHIP COM GT 0.01	0.00	0.00	0.00	0.00	0.01	0.00	0.01
019	9029	M H J GRANT/ZAVESKY/FY09 6.82	0.00	0.00	0.00	0.00	6.82	0.00	6.82
019	9030	PERF BASD ASSMENT GT FY10 79.76	0.00	0.00	0.00	0.00	79.76	0.00	79.76
019	9031	PBA FY11 256.96	0.00	0.00	0.00	0.00	256.96	0.00	256.96
019	9113	ACS-HACH CHEM GT - HAMMAN 96.34	0.00	0.00	0.00	0.00	96.34	0.00	96.34
019	9121	ADAMH GRANT 40,888.00	0.00	0.00	0.00	0.00	40,888.00	0.00	40,888.00
019	9180	PPG INNOV CLASSRM GT-NO 15.31	0.00	0.00	0.00	0.00	15.31	0.00	15.31
019	9181	FIRST ENERGY GRANT 0.16	0.00	0.00	0.00	0.00	0.16	0.00	0.16
019	9213	VIDEO CLUB GRANT - MHS 2.82	0.00	0.00	0.00	0.00	2.82	0.00	2.82
019	9301	PPG GRANT - ROBOTICS 9.07	0.00	0.00	0.00	0.00	9.07	0.00	9.07
019	9313	JENNINGS - NOP - MILLER 13.86	0.00	0.00	0.00	0.00	13.86	0.00	13.86
019	9413	3M AND OTHER GRANT 152.03	0.00	0.00	0.00	0.00	152.03	0.00	152.03
019	9513	NEA STUDENT ACHIEVE GT 191.88	0.00	0.00	0.00	0.00	191.88	0.00	191.88
019	9715	FUEL UP - BLAKE 23.82	0.00	0.00	0.00	0.00	23.82	0.00	23.82
019	9920	M H J SUPPORT STUGGLING 1,000.00	0.00	0.00	0.00	0.00	1,000.00	0.00	1,000.00

EFINANCEPLUS
 DATE: 07/12/2022
 TIME: 13:25:45
 SELECTION CRITERIA : ALL

MEDINA CITY SCHOOLS
 OH Cash Position Report

PAGE NUMBER: 8

ACCOUNTING PERIOD : 12/22

FUND	SCC	DESCRIPTION	BEGIN BALANCE	MTD RECEIPTS	FYTD RECEIPTS	MTD EXPENDITURES	FYTD EXPENDITURES	CURRENT FUND BALANCE	CURRENT ENCUMBRANCE	UNENCUMBERED FUND BALANCE
<hr/>										
Total For Fund	019:									
			50,538.47	0.00	0.00	0.00	1,311.00	49,227.47	0.00	49,227.47
020	9001	TRANSPORTATION ENTERPRISE								
			79,317.95	14,183.97	37,393.61	931.09	7,886.96	108,824.60	12,973.94	95,850.66
<hr/>										
Total For Fund	020:									
			79,317.95	14,183.97	37,393.61	931.09	7,886.96	108,824.60	12,973.94	95,850.66
022	9000	UNCLAIMED FUNDS								
			49,699.09	0.00	16,550.63	0.00	5,109.00	61,140.72	0.00	61,140.72
022	9093	DIVERSION PROG ADAMHS BD								
			1,000.00	0.00	0.00	0.00	0.00	1,000.00	0.00	1,000.00
022	9094	DIVERSION PROG ADAMHS BD								
			1,000.00	0.00	0.00	0.00	0.00	1,000.00	0.00	1,000.00
022	9300	OH HS ATH ASSOC FUND								
			1,078.09	4,400.00	26,640.00	462.65	21,365.45	6,352.64	4,400.00	1,952.64
<hr/>										
Total For Fund	022:									
			52,777.18	4,400.00	43,190.63	462.65	26,474.45	69,493.36	4,400.00	65,093.36
024	9001	MED AND DRUG/SELF INS								
			6,285,917.08	796,714.71	9,410,666.16	672,182.84	10,875,148.38	4,821,434.86	3,661.00	4,817,773.86
024	9002	DENT SELF INS								
			545,659.28	56,986.89	673,532.54	60,089.19	661,961.86	557,229.96	0.00	557,229.96
024	9094	FLEX PRO								
			57,604.22	9,798.04	170,720.00	10,830.35	169,235.79	59,088.43	43,967.62	15,120.81
<hr/>										
Total For Fund	024:									
			6,889,180.58	863,499.64	10,254,918.70	743,102.38	11,706,346.03	5,437,753.25	47,628.62	5,390,124.63

EFINANCEPLUS
 DATE: 07/12/2022
 TIME: 13:25:45
 SELECTION CRITERIA : ALL

MEDINA CITY SCHOOLS
 OH Cash Position Report

PAGE NUMBER: 9

ACCOUNTING PERIOD : 12/22

FUND	SCC	DESCRIPTION	BEGIN BALANCE	MTD RECEIPTS	FYTD RECEIPTS	MTD EXPENDITURES	FYTD EXPENDITURES	CURRENT FUND BALANCE	CURRENT ENCUMBRANCE	UNENCUMBERED FUND BALANCE
027	0000	WORK COMP-SELF INS	417,055.60	21,076.99	292,688.80	2,678.90	142,300.57	567,443.83	50,626.86	516,816.97
Total For Fund 027:			417,055.60	21,076.99	292,688.80	2,678.90	142,300.57	567,443.83	50,626.86	516,816.97
071	9013	SALES TAX P I	3,529,350.83	0.00	4,074,528.59	592,134.92	4,395,447.89	3,208,431.53	423,268.47	2,785,163.06
Total For Fund 071:			3,529,350.83	0.00	4,074,528.59	592,134.92	4,395,447.89	3,208,431.53	423,268.47	2,785,163.06
200	9110	GA STUD COUN/K-KIDS CLUB	635.45	1.87	8.18	0.00	0.00	643.63	0.00	643.63
200	9121	CN STUDENT COUNCIL	1,394.94	4.10	17.93	0.00	0.00	1,412.87	0.00	1,412.87
200	9134	FN STUDENT BUSINESS	9.54	0.03	0.14	0.00	0.00	9.68	0.00	9.68
200	9140	STUDENT COUNCIL - HE	165.95	0.49	2.13	0.00	0.00	168.08	0.00	168.08
200	9184	NO STUDENT COUNCIL	53.11	0.16	0.68	0.00	0.00	53.79	0.00	53.79
200	9185	K-KIDS KIWANIS CLUB-NO	10,684.14	31.99	345.59	0.00	0.00	11,029.73	0.00	11,029.73
200	9202	CL STUDENT COUNCIL	102.97	0.01	37.06	0.00	135.00	5.03	0.00	5.03
200	9204	CL CHEERLEADERS	533.25	1.57	6.85	0.00	0.00	540.10	0.00	540.10
200	9205	CL BUILDERS CLUB	3,493.00	10.77	220.88	0.00	0.00	3,713.88	0.00	3,713.88
200	9209	CL DRAMA CLUB	27,143.86	83.83	7,620.34	624.45	5,864.64	28,899.56	98.11	28,801.45
200	9253	BUILDERS' CLUB - RT	4,521.94	13.06	360.33	0.00	379.52	4,502.75	0.00	4,502.75
200	9254	HONORS ACADEMY - ROOT	4,862.98	17.57	3,540.79	499.65	2,346.53	6,057.24	0.00	6,057.24

EFINANCEPLUS
DATE: 07/12/2022
TIME: 13:25:45
SELECTION CRITERIA : ALL

MEDINA CITY SCHOOLS
OH Cash Position Report

PAGE NUMBER: 10

ACCOUNTING PERIOD : 12/22

FUND	SCC	DESCRIPTION BEGIN BALANCE	MTD RECEIPTS	FYTD RECEIPTS	MTD EXPENDITURES	FYTD EXPENDITURES	CURRENT FUND BALANCE	CURRENT ENCUMBRANCE	UNENCUMBERED FUND BALANCE
200	9256	DRAMA CLUB - ROOT M.S. 7,405.24	20.38	90.60	0.00	469.50	7,026.34	0.00	7,026.34
200	9258	STUD COUNCIL - ROOT M.S. 4,647.97	14.55	1,415.58	59.88	1,049.15	5,014.40	0.00	5,014.40
200	9301	YG AMERICANS FOR FREEDOM 0.21	0.00	0.00	0.00	0.00	0.21	0.00	0.21
200	9302	2009302 621.89	3.07	486.99	0.00	48.93	1,059.95	0.00	1,059.95
200	9303	CULTURAL EXPLORATION 200.00	0.59	2.58	0.00	0.00	202.58	0.00	202.58
200	9304	CAREER ASSOCIATION 0.37	0.00	0.00	0.00	0.00	0.37	0.00	0.37
200	9305	CHEMCLUB 2.16	0.01	0.02	0.00	0.00	2.18	0.00	2.18
200	9307	VOCAL 32,837.59	251.20	32,884.05	1,203.97	23,937.12	41,784.52	0.00	41,784.52
200	9309	IMPROV CLUB 587.48	1.73	7.55	0.00	0.00	595.03	0.00	595.03
200	9310	D E P - NAT'L GERMAN HON 0.45	0.00	0.00	0.00	0.00	0.45	0.00	0.45
200	9312	DRAMA CLUB 21,106.90	60.41	11,540.66	2,714.17	11,822.32	20,825.24	0.00	20,825.24
200	9314	MEDINA OUTDOORS CLUB 174.68	1.42	366.03	0.00	49.76	490.95	0.00	490.95
200	9315	FELLOWSP OF CHRISTIAN STU 343.00	1.01	4.42	0.00	0.00	347.42	0.00	347.42
200	9318	GIRLS LEADERSHIP CLUB 7,165.14	21.05	92.02	0.00	0.00	7,257.16	0.00	7,257.16
200	9321	KEY CLUB 57,755.34	177.61	9,027.25	114.46	5,551.48	61,231.11	0.00	61,231.11
200	9323	MEDINAMITE 1,737.67	5.05	22.19	0.00	20.00	1,739.86	1,980.00	-240.14
200	9324	MEDINIAN 60,353.20	195.19	7,138.17	0.00	199.00	67,292.37	0.00	67,292.37
200	9325	MHS BAND 8,803.92	42.32	13,234.00	1,383.00	7,448.48	14,589.44	0.00	14,589.44
200	9326	NATIONAL HONOR SOCIETY 14,701.19	45.37	3,049.66	6.50	2,109.96	15,640.89	0.00	15,640.89
200	9327	ORCHESTRA 30,962.31	101.26	4,473.79	0.00	528.83	34,907.27	2,471.17	32,436.10

EFINANCEPLUS
 DATE: 07/12/2022
 TIME: 13:25:45
 SELECTION CRITERIA : ALL

MEDINA CITY SCHOOLS
 OH Cash Position Report

PAGE NUMBER: 11

ACCOUNTING PERIOD : 12/22

FUND	SCC	DESCRIPTION BEGIN BALANCE	MTD RECEIPTS	FYTD RECEIPTS	MTD EXPENDITURES	FYTD EXPENDITURES	CURRENT FUND BALANCE	CURRENT ENCUMBRANCE	UNENCUMBERED FUND BALANCE
200	9330	SCIENCE OLYMPIAD CLUB 1,773.39	206.27	1,160.03	24.60	771.75	2,161.67	0.00	2,161.67
200	9331	SKI CLUB 3.24	0.01	0.02	0.00	0.00	3.26	0.00	3.26
200	9332	SPANISH CLUB 14,709.14	44.41	3,143.75	0.00	2,542.10	15,310.79	0.00	15,310.79
200	9333	STUDENT COUNCIL 32,215.08	230.62	28,110.26	869.95	15,295.41	45,029.93	0.00	45,029.93
200	9335	LATIN CLUB 7,758.20	20.16	666.63	514.00	1,476.03	6,948.80	0.00	6,948.80
200	9336	FRENCH CLUB 0.00	0.74	856.16	41.68	600.63	255.53	0.00	255.53
200	9337	AMERICAN SIGN LANGUAGE 306.38	0.90	3.94	0.00	0.00	310.32	0.00	310.32
200	9339	SPEECH/DEBATE CLUB 19,629.15	56.84	2,660.80	124.17	2,695.16	19,594.79	0.00	19,594.79
200	9340	STUDENT'S H.O.P.E. 1,167.61	1.48	327.65	350.78	983.88	511.38	0.00	511.38
200	9346	PENGUIN BOWL/NOSB 121.64	0.36	1.55	0.00	0.00	123.19	0.00	123.19
200	9350	TECHNOLOGY CLUB 567.56	0.31	762.50	192.00	1,224.72	105.34	0.00	105.34
200	9352	VIDEO CLUB - SR HI 5,724.53	903.94	1,010.64	0.00	205.95	6,529.22	5,794.05	735.17
200	9353	CHINESE CLUB 1,016.02	3.25	104.03	0.00	0.00	1,120.05	0.00	1,120.05
200	9355	GENDER AND SEXUALITY ALLI 1,441.79	3.58	112.21	0.00	319.79	1,234.21	0.00	1,234.21
200	9380	V O F T 18,145.16	51.87	1,237.85	1,500.00	1,500.00	17,883.01	1,000.00	16,883.01
200	9420	CLASS OF 2020 7,493.32	0.00	4.78	0.00	7,282.00	216.10	215.69	0.41
200	9421	CLASS OF 2021 895.53	2.63	11.51	0.00	0.00	907.04	896.05	10.99
200	9422	CLASS OF 2022 3,266.12	3.07	2,678.29	52.94	4,887.01	1,057.40	924.49	132.91
200	9423	CLASS OF 2023 2,729.22	160.19	48,414.29	108.17	44,527.26	6,616.25	0.00	6,616.25
200	9424	CLASS OF 2024 1,004.57	8.09	3,701.78	0.00	1,918.00	2,788.35	0.00	2,788.35

EFINANCEPLUS
 DATE: 07/12/2022
 TIME: 13:25:45
 SELECTION CRITERIA : ALL

MEDINA CITY SCHOOLS
 OH Cash Position Report

PAGE NUMBER: 12

ACCOUNTING PERIOD : 12/22

FUND	SCC	DESCRIPTION	BEGIN BALANCE	MTD RECEIPTS	FYTD RECEIPTS	MTD EXPENDITURES	FYTD EXPENDITURES	CURRENT FUND BALANCE	CURRENT ENCUMBRANCE	UNENCUMBERED FUND BALANCE
200	9425	CLASS OF 2025								
		0.00		6.11	4,124.47	0.00	2,017.98	2,106.49	0.00	2,106.49
200	9999	STUD ACTIV FD WAGES/BENE								
		0.01		0.00	0.00	0.00	0.00	0.01	0.00	0.01
<hr/>										
Total For Fund 200:			422,975.50	2,812.50	195,089.60	10,384.37	150,207.89	467,857.21	13,379.56	454,477.65
<hr/>										
300	0000	ATHLETIC FUND								
		157,003.05		0.00	0.00	0.00	0.00	157,003.05	0.00	157,003.05
300	3000	ATHLETICS								
		0.00		0.00	1,100.00	31,994.40	278,830.68	-277,730.68	25,273.96	-303,004.64
300	3001	ATHLETICS OTH								
		0.00		29,328.67	123,950.07	0.00	0.00	123,950.07	0.00	123,950.07
300	3003	ATHLETICS BOYS BB								
		0.00		0.00	30,863.89	0.00	0.00	30,863.89	0.00	30,863.89
300	3004	ATHLETICS GIRLS BB								
		0.00		0.00	13,055.97	0.00	0.00	13,055.97	0.00	13,055.97
300	3007	ATHLETICS BOYS CC								
		0.00		0.00	11,055.00	0.00	0.00	11,055.00	0.00	11,055.00
300	3008	ATHLETICS HS FOOTBALL								
		0.00		0.00	125,716.25	0.00	0.00	125,716.25	0.00	125,716.25
300	3010	ATHLETICS SOCCER								
		0.00		0.00	138.00	0.00	0.00	138.00	0.00	138.00
300	3012	ATHLETICS BOYS SOCCER								
		0.00		0.00	13,861.00	0.00	0.00	13,861.00	0.00	13,861.00
300	3013	ATHLETICS GIRLS SOCCER								
		0.00		0.00	15,377.38	0.00	0.00	15,377.38	0.00	15,377.38
300	3015	ATH BOYS TRACK								
		0.00		875.00	8,160.96	0.00	0.00	8,160.96	0.00	8,160.96
300	3016	ATH GIRLS TRACK								
		0.00		700.00	1,525.00	0.00	0.00	1,525.00	0.00	1,525.00
300	3017	ATH GIRLS VBALL								
		0.00		0.00	12,874.16	0.00	0.00	12,874.16	0.00	12,874.16
300	3018	ATH WRESTLING								
		0.00		0.00	2,987.02	0.00	0.00	2,987.02	0.00	2,987.02
300	3019	ATHLETICS BOYS LACROS								
		0.00		0.00	6,417.99	0.00	0.00	6,417.99	0.00	6,417.99

EFINANCEPLUS
 DATE: 07/12/2022
 TIME: 13:25:45
 SELECTION CRITERIA : ALL

MEDINA CITY SCHOOLS
 OH Cash Position Report

PAGE NUMBER: 13

ACCOUNTING PERIOD : 12/22

FUND	SCC	DESCRIPTION BEGIN BALANCE	MTD RECEIPTS	FYTD RECEIPTS	MTD EXPENDITURES	FYTD EXPENDITURES	CURRENT FUND BALANCE	CURRENT ENCUMBRANCE	UNENCUMBERED FUND BALANCE
300	3020	ATH GIRLS LACROSSE 0.00	0.00	6,565.99	0.00	0.00	6,565.99	0.00	6,565.99
300	3021	ATH BOYS SWIMMING 0.00	0.00	1,318.37	0.00	0.00	1,318.37	0.00	1,318.37
300	3022	ATH GIRLS SWIMMING 0.00	0.00	1,083.36	0.00	0.00	1,083.36	0.00	1,083.36
300	9110	GARFIELD FIELD TRIPS 6,291.41	4.00	258.75	1,127.54	977.54	5,572.62	1,500.00	4,072.62
300	9120	CANAVAN FIELD TRIP 22.68	3.50	797.00	1,207.05	1,207.05	-387.37	42.95	-430.32
300	9121	WORLD WATCHER'S CLUB 7,362.04	0.00	0.00	0.00	0.00	7,362.04	0.00	7,362.04
300	9130	FENN FIELD TRIPS 0.00	508.37	1,688.37	488.37	1,688.37	0.00	0.00	0.00
300	9140	HERITAGE FIELD TRIPS 88.71	0.00	669.00	640.00	640.00	117.71	194.84	-77.13
300	9160	BLAKE FIELD TRIPS 488.58	700.10	1,363.10	688.88	1,403.10	448.58	0.00	448.58
300	9170	WAITE FIELD TRIPS 687.67	0.00	0.00	21.98	687.67	0.00	0.00	0.00
300	9180	NORTHROP FIELD TRIPS 1,367.85	0.00	912.00	459.74	1,245.69	1,034.16	0.00	1,034.16
300	9201	CL BAND FUND 23,775.41	0.00	6,219.60	973.00	9,494.37	20,500.64	2,652.76	17,847.88
300	9202	CL ORCHESTRA FD. 258.00	0.00	0.00	0.00	0.00	258.00	0.00	258.00
300	9203	CL LIBRARY 370.00	0.00	0.00	0.00	0.00	370.00	0.00	370.00
300	9204	CLAGGETT M.S. CHOIR FUND 634.10	0.00	0.00	0.00	0.00	634.10	0.00	634.10
300	9250	ROOT M.S. BAND FUND 10,784.71	0.00	5,213.80	850.27	5,471.78	10,526.73	56.00	10,470.73
300	9251	ROOT M.S. ORCHESTRA FUND 1,246.65	0.00	0.00	0.00	0.00	1,246.65	0.00	1,246.65
300	9252	ROOT M.S. CHOIR FUND 3,270.15	0.00	0.00	0.00	0.00	3,270.15	0.00	3,270.15
300	9253	ROOT M.S. BEEHIVE 1,535.40	0.00	504.65	19.80	281.27	1,758.78	0.00	1,758.78
300	9258	ROOT - DIST SUPER ACTIV 484.00	-35.00	7,080.00	5,985.00	7,956.50	-392.50	0.00	-392.50

EFINANCEPLUS
 DATE: 07/12/2022
 TIME: 13:25:45
 SELECTION CRITERIA : ALL

MEDINA CITY SCHOOLS
 OH Cash Position Report

PAGE NUMBER: 14

ACCOUNTING PERIOD : 12/22

FUND	SCC	DESCRIPTION BEGIN BALANCE	MTD RECEIPTS	FYTD RECEIPTS	MTD EXPENDITURES	FYTD EXPENDITURES	CURRENT FUND BALANCE	CURRENT ENCUMBRANCE	UNENCUMBERED FUND BALANCE
300	9301	BOWLING CLUB 2,480.08	0.00	4,250.00	0.00	1,461.08	5,269.00	0.00	5,269.00
300	9302	MENS VOLLEYBALL 8,738.06	0.00	3,300.00	2,000.00	8,329.89	3,708.17	120.00	3,588.17
300	9303	HUDDLE/SHUDDLE 1,651.10	0.00	2,630.00	971.85	3,146.23	1,134.87	0.00	1,134.87
300	9304	LINK CREW 4,120.08	0.00	2,336.00	0.00	3,153.44	3,302.64	0.00	3,302.64
300	9313	MUSICAL 15,037.09	0.00	30,149.83	-80.00	16,070.50	29,116.42	0.00	29,116.42
300	9325	MHS BAND TRIP 7,171.20	0.00	0.00	0.00	0.00	7,171.20	0.00	7,171.20
300	9334	BEEHIVE CAFE 19,377.33	0.00	0.00	543.33	809.88	18,567.45	200.00	18,367.45
300	9390	GLOBAL TRIPS 2,691.00	0.00	9,889.00	85.00	12,120.00	460.00	0.00	460.00
300	9410	SPARKLE CHEERLEADING 2,013.29	0.00	0.00	-1,070.00	140.08	1,873.21	0.00	1,873.21
<hr/>									
Total For Fund	300:	278,949.64	32,084.64	453,311.51	46,906.21	355,115.12	377,146.03	30,040.51	347,105.52
401	9011	AUX FUNDS/ST FRANCIS 48,228.92	0.00	0.00	0.00	48,228.92	0.00	0.00	0.00
401	9012	ST FRANCIS AUX SERVICES 0.00	167.02	329,255.60	67,592.50	271,675.01	57,580.59	10,963.55	46,617.04
401	9017	AUX ST FRANCIS 37.41	0.00	0.00	0.00	0.00	37.41	0.00	37.41
401	9021	AUX FUNDS NURTURY 14,283.90	0.00	0.00	0.00	14,283.90	0.00	0.00	0.00
401	9022	NURTURY 0.00	30.04	11,232.08	445.83	875.77	10,356.31	0.00	10,356.31
401	9027	AUX FUNDS NURTURY 72.90	0.00	0.00	0.00	0.00	72.90	0.00	72.90
401	9031	AUX FUNDS MCA 56,325.29	0.00	0.00	0.00	56,325.29	0.00	0.00	0.00
401	9032	MCA 0.00	76.20	404,466.77	28,040.83	378,197.27	26,269.50	8,648.02	17,621.48

EFINANCEPLUS
 DATE: 07/12/2022
 TIME: 13:25:45
 SELECTION CRITERIA : ALL

MEDINA CITY SCHOOLS
 OH Cash Position Report

PAGE NUMBER: 15

ACCOUNTING PERIOD : 12/22

FUND	SCC	DESCRIPTION	BEGIN BALANCE	MTD RECEIPTS	FYTD RECEIPTS	MTD EXPENDITURES	FYTD EXPENDITURES	CURRENT FUND BALANCE	CURRENT ENCUMBRANCE	UNENCUMBERED FUND BALANCE
401	9041	AUX FUNDS KIDS COUNTRY								
		5,015.38	0.00	0.00	0.00	5,015.38	0.00	0.00	0.00	
401	9066	SM WONDERS								
		1,644.12	0.00	0.00	0.00	0.00	1,644.12	0.00	0.00	1,644.12
<hr/>										
Total For Fund	401:									
		125,607.92	273.26	744,954.45	96,079.16	774,601.54	95,960.83	19,611.57		76,349.26
<hr/>										
432	9097	MANAGE INFO SYS								
		0.80	0.00	0.00	0.00	0.00	0.80	0.00	0.00	0.80
<hr/>										
Total For Fund	432:									
		0.80	0.00	0.00	0.00	0.00	0.80	0.00	0.00	0.80
<hr/>										
450	9008	SCHOOLNET PLUS FY2008								
		1.00	0.00	0.00	0.00	0.00	1.00	0.00	0.00	1.00
<hr/>										
Total For Fund	450:									
		1.00	0.00	0.00	0.00	0.00	1.00	0.00	0.00	1.00
<hr/>										
451	9012	CONNECTIVITY								
		0.00	1,484.00	21,284.00	14,701.50	14,701.50	6,582.50	4,711.20		1,871.30
451	9013	CONNECTIVITY 2013								
		800.00	0.00	0.00	800.00	800.00	0.00	0.00	0.00	0.00
451	9018	CONNECTIVITY FY18								
		564.00	0.00	0.00	564.00	564.00	0.00	0.00	0.00	0.00
451	9019	CONNECTIVITY								
		120.00	0.00	0.00	120.00	120.00	0.00	0.00	0.00	0.00
<hr/>										
Total For Fund	451:									
		1,484.00	1,484.00	21,284.00	16,185.50	16,185.50	6,582.50	4,711.20		1,871.30

EFINANCEPLUS
 DATE:07/12/2022
 TIME:13:25:45
 SELECTION CRITERIA : ALL

MEDINA CITY SCHOOLS
 OH Cash Position Report

PAGE NUMBER: 16

ACCOUNTING PERIOD : 12/22

FUND	SCC	DESCRIPTION BEGIN BALANCE	MTD RECEIPTS	FYTD RECEIPTS	MTD EXPENDITURES	FYTD EXPENDITURES	CURRENT FUND BALANCE	CURRENT ENCUMBRANCE	UNENCUMBERED FUND BALANCE
452	9008	SCHOOLNET PD FY08 66.15	0.00	0.00	0.00	0.00	66.15	0.00	66.15

Total For Fund	452:	66.15	0.00	0.00	0.00	0.00	66.15	0.00	66.15

467	9021	STUD WELLNESS AND SUCCESS 445,936.84	0.00	0.00	31,719.33	374,224.23	71,712.61	8,500.00	63,212.61

Total For Fund	467:	445,936.84	0.00	0.00	31,719.33	374,224.23	71,712.61	8,500.00	63,212.61

499	9012	INTERN PSYCH FY12 45.81	0.00	0.00	0.00	0.00	45.81	0.00	45.81
499	9013	INTERN PSYCH FY13 39.97	0.00	0.00	0.00	0.00	39.97	0.00	39.97
499	9019	SCHOOL SAFETY 23,148.67	0.00	0.00	0.00	6,531.13	16,617.54	0.00	16,617.54
499	9024	LOCAL GOV INNOVATION FUND 7,750.00	0.00	0.00	0.00	0.00	7,750.00	0.00	7,750.00
499	9039	INTERN PSYCH GRANT FY09 2.20	0.00	0.00	0.00	0.00	2.20	0.00	2.20
499	9112	E-TECH BLENDED LEARNING 321.71	0.00	0.00	0.00	0.00	321.71	0.00	321.71

Total For Fund	499:	31,308.36	0.00	0.00	0.00	6,531.13	24,777.23	0.00	24,777.23

506	9014	RES ED GRANT 950.00	0.00	0.00	0.00	0.00	950.00	0.00	950.00

Total For Fund	506:	950.00	0.00	0.00	0.00	0.00	950.00	0.00	950.00

EFINANCEPLUS
 DATE: 07/12/2022
 TIME: 13:25:45
 SELECTION CRITERIA : ALL

MEDINA CITY SCHOOLS
 OH Cash Position Report

PAGE NUMBER: 17

ACCOUNTING PERIOD : 12/22

FUND	SCC	DESCRIPTION BEGIN BALANCE	MTD RECEIPTS	FYTD RECEIPTS	MTD EXPENDITURES	FYTD EXPENDITURES	CURRENT FUND BALANCE	CURRENT ENCUMBRANCE	UNENCUMBERED FUND BALANCE
507	9021	ESSER 0.00	43.00	9,897.20	0.00	9,897.20	0.00	0.00	0.00
507	9022	ARP ESSER 0.00	49,137.76	592,964.97	33,934.94	592,964.97	0.00	209,615.96	-209,615.96
507	9121	ESSER II 690,227.00	51,757.54	778,393.97	723,628.95	1,468,900.40	-279.43	55,970.04	-56,249.47
<hr/>									
Total For Fund	507:	690,227.00	100,938.30	1,381,256.14	757,563.89	2,071,762.57	-279.43	265,586.00	-265,865.43
<hr/>									
516	9015	TITLE VI-B 2,690.82	0.00	0.00	0.00	0.00	2,690.82	0.00	2,690.82
516	9016	TITLE VI-B 229.90	0.00	0.00	0.00	0.00	229.90	0.00	229.90
516	9021	TITLE VI-B 214.00	0.00	274,126.81	71,772.63	274,335.96	4.85	0.00	4.85
516	9022	TITLE VI-B 0.00	163,392.74	1,124,384.90	115,454.74	1,124,384.90	0.00	4,558.40	-4,558.40
516	9122	ARP IDEA 0.00	4,466.08	4,466.08	0.00	4,466.08	0.00	1,524.51	-1,524.51
<hr/>									
Total For Fund	516:	3,134.72	167,858.82	1,402,977.79	187,227.37	1,403,186.94	2,925.57	6,082.91	-3,157.34
<hr/>									
551	9120	TITLE III LEP 2,792.08	0.00	0.00	0.00	0.00	2,792.08	0.00	2,792.08
551	9121	TITLE III LEP 9,262.64	0.00	9,349.40	9,543.64	18,612.04	0.00	0.00	0.00
551	9122	TITLE III LEP 0.00	5,978.59	5,978.59	4,944.79	6,198.59	-220.00	701.51	-921.51
<hr/>									
Total For Fund	551:	12,054.72	5,978.59	15,327.99	14,488.43	24,810.63	2,572.08	701.51	1,870.57

EFINANCEPLUS
 DATE: 07/12/2022
 TIME: 13:25:45
 SELECTION CRITERIA : ALL

MEDINA CITY SCHOOLS
 OH Cash Position Report

PAGE NUMBER: 18

ACCOUNTING PERIOD : 12/22

FUND	SCC	DESCRIPTION BEGIN BALANCE	MTD RECEIPTS	FYTD RECEIPTS	MTD EXPENDITURES	FYTD EXPENDITURES	CURRENT FUND BALANCE	CURRENT ENCUMBRANCE	UNENCUMBERED FUND BALANCE
572	9021	TITLE I 0.00	0.00	77,040.73	21,256.59	77,040.73	0.00	0.00	0.00
572	9022	TITLE I 0.00	40,949.43	410,001.72	18,400.53	410,001.72	0.00	61.50	-61.50
572	9116	TITLE I-D 2.83	0.00	0.00	0.00	0.00	2.83	0.00	2.83
572	9121	TITLE I-D 7,878.00	0.00	29,934.55	8,723.20	38,230.19	-417.64	0.00	-417.64
572	9122	TITLE I-D 0.00	7,933.87	27,550.56	6,696.98	27,132.92	417.64	103,637.13	-103,219.49
572	9221	TITLE I - EOE 0.00	0.00	10,107.88	0.00	10,107.88	0.00	0.00	0.00
572	9222	TITLE I - EOE 0.00	0.00	0.00	15,690.39	15,690.39	-15,690.39	0.00	-15,690.39
<hr/>									
Total For Fund	572:	7,880.83	48,883.30	554,635.44	70,767.69	578,203.83	-15,687.56	103,698.63	-119,386.19
<hr/>									
584	9022	TITLE IV-A 0.00	5,165.85	32,902.70	3,243.07	33,764.60	-861.90	13,083.47	-13,945.37
<hr/>									
Total For Fund	584:	0.00	5,165.85	32,902.70	3,243.07	33,764.60	-861.90	13,083.47	-13,945.37
<hr/>									
587	9021	PRESCHOOL 0.00	0.00	3,456.42	1,779.09	3,456.42	0.00	0.00	0.00
587	9022	EARLY CHILDHOOD 0.00	4,541.90	36,496.42	2,986.74	36,496.42	0.00	0.00	0.00
587	9121	6B RESTORATION 0.00	0.00	4,499.00	0.00	4,499.00	0.00	0.00	0.00
<hr/>									
Total For Fund	587:	0.00	4,541.90	44,451.84	4,765.83	44,451.84	0.00	0.00	0.00

EFINANCEPLUS
 DATE: 07/12/2022
 TIME: 13:25:45
 SELECTION CRITERIA : ALL

MEDINA CITY SCHOOLS
 OH Cash Position Report

PAGE NUMBER: 19

ACCOUNTING PERIOD : 12/22

FUND	SCC	DESCRIPTION BEGIN BALANCE	MTD RECEIPTS	FYTD RECEIPTS	MTD EXPENDITURES	FYTD EXPENDITURES	CURRENT FUND BALANCE	CURRENT ENCUMBRANCE	UNENCUMBERED FUND BALANCE
590	9021	TITLE II-A 14,320.82	0.00	28,556.20	25,587.08	42,877.02	0.00	0.00	0.00
590	9022	TITLE II-A 0.00	65,828.96	157,259.09	23,010.67	157,259.09	0.00	26,194.81	-26,194.81
<hr/>									
Total For Fund 590:		14,320.82	65,828.96	185,815.29	48,597.75	200,136.11	0.00	26,194.81	-26,194.81
<hr/>									
599	9021	TITLE IV-A ST SUP & ACAD 20,000.00	0.00	7,448.92	20,498.15	27,448.92	0.00	0.00	0.00
599	9022	NSLP EQUIPMENT ASSISTANCE 0.00	0.00	0.00	0.00	0.00	0.00	117,897.87	-117,897.87
<hr/>									
Total For Fund 599:		20,000.00	0.00	7,448.92	20,498.15	27,448.92	0.00	117,897.87	-117,897.87
<hr/>									
GRAND TOTALS:		70,669,572.11	6,011,395.27	114,260,358.70	10,601,612.19	117,176,661.72	67,753,269.09	2,213,731.78	65,539,537.31

EFINANCEPLUS
 DATE: 07/12/2022
 TIME: 13:25:45
 SELECTION CRITERIA : ALL

MEDINA CITY SCHOOLS
 OH Cash Position Report

PAGE NUMBER: 20

ACCOUNTING PERIOD : 12/22

FUND	SCC	DESCRIPTION BEGIN BALANCE	MTD RECEIPTS	FYTD RECEIPTS	MTD EXPENDITURES	FYTD EXPENDITURES	CURRENT FUND BALANCE	CURRENT ENCUMBRANCE	UNENCUMBERED FUND BALANCE
001		30,154,351.08	3,480,050.93	74,692,613.77	5,998,005.60	73,627,448.17	31,219,516.68	741,005.19	30,478,511.49
002		3,561,305.29	478,125.66	6,473,035.66	496,768.25	6,302,627.87	3,731,713.08	0.00	3,731,713.08
003		437,174.65	50,000.00	205,072.60	37,205.50	168,462.20	473,785.05	54,072.02	419,713.03
006		54,793.54	381,625.68	4,123,154.19	422,569.71	3,036,096.22	1,141,851.51	58,276.09	1,083,575.42
007		38,970.56	628.06	31,745.86	21,000.00	22,000.00	48,716.42	0.00	48,716.42
008		820,970.55	-51,794.20	-51,313.07	45,650.00	45,650.00	724,007.48	0.00	724,007.48
009		109,390.40	2,319.80	298,473.59	25,463.44	253,824.61	154,039.38	37,934.05	116,105.33
014		741,389.28	193,827.40	1,278,604.48	100,547.45	1,224,447.16	795,546.60	249.67	795,296.93
016		20,800,938.74	119,614.54	7,237,689.69	776,769.69	9,978,567.34	18,060,061.09	120,807.43	17,939,253.66
018		877,169.11	17,986.68	229,105.93	29,895.86	177,140.40	929,134.64	53,001.40	876,133.24
019		50,538.47	0.00	0.00	0.00	1,311.00	49,227.47	0.00	49,227.47
020		79,317.95	14,183.97	37,393.61	931.09	7,886.96	108,824.60	12,973.94	95,850.66
022		52,777.18	4,400.00	43,190.63	462.65	26,474.45	69,493.36	4,400.00	65,093.36
024		6,889,180.58	863,499.64	10,254,918.70	743,102.38	11,706,346.03	5,437,753.25	47,628.62	5,390,124.63

EFINANCEPLUS
 DATE: 07/12/2022
 TIME: 13:25:45
 SELECTION CRITERIA : ALL

MEDINA CITY SCHOOLS
 OH Cash Position Report

PAGE NUMBER: 21

ACCOUNTING PERIOD : 12/22

FUND	SCC	DESCRIPTION BEGIN BALANCE	MTD RECEIPTS	FYTD RECEIPTS	MTD EXPENDITURES	FYTD EXPENDITURES	CURRENT FUND BALANCE	CURRENT ENCUMBRANCE	UNENCUMBERED FUND BALANCE
027		417,055.60	21,076.99	292,688.80	2,678.90	142,300.57	567,443.83	50,626.86	516,816.97
071		3,529,350.83	0.00	4,074,528.59	592,134.92	4,395,447.89	3,208,431.53	423,268.47	2,785,163.06
200		422,975.50	2,812.50	195,089.60	10,384.37	150,207.89	467,857.21	13,379.56	454,477.65
300		278,949.64	32,084.64	453,311.51	46,906.21	355,115.12	377,146.03	30,040.51	347,105.52
401		125,607.92	273.26	744,954.45	96,079.16	774,601.54	95,960.83	19,611.57	76,349.26
432		0.80	0.00	0.00	0.00	0.00	0.80	0.00	0.80
450		1.00	0.00	0.00	0.00	0.00	1.00	0.00	1.00
451		1,484.00	1,484.00	21,284.00	16,185.50	16,185.50	6,582.50	4,711.20	1,871.30
452		66.15	0.00	0.00	0.00	0.00	66.15	0.00	66.15
467		445,936.84	0.00	0.00	31,719.33	374,224.23	71,712.61	8,500.00	63,212.61
499		31,308.36	0.00	0.00	0.00	6,531.13	24,777.23	0.00	24,777.23
506		950.00	0.00	0.00	0.00	0.00	950.00	0.00	950.00
507		690,227.00	100,938.30	1,381,256.14	757,563.89	2,071,762.57	-279.43	265,586.00	-265,865.43
516		3,134.72	167,858.82	1,402,977.79	187,227.37	1,403,186.94	2,925.57	6,082.91	-3,157.34

EFINANCEPLUS
 DATE: 07/12/2022
 TIME: 13:25:45
 SELECTION CRITERIA : ALL

MEDINA CITY SCHOOLS
 OH Cash Position Report

PAGE NUMBER: 22

ACCOUNTING PERIOD : 12/22

FUND	SCC	DESCRIPTION BEGIN BALANCE	MTD RECEIPTS	FYTD RECEIPTS	MTD EXPENDITURES	FYTD EXPENDITURES	FUND CURRENT BALANCE	CURRENT ENCUMBRANCE	UNENCUMBERED FUND BALANCE
551		12,054.72	5,978.59	15,327.99	14,488.43	24,810.63	2,572.08	701.51	1,870.57
572		7,880.83	48,883.30	554,635.44	70,767.69	578,203.83	-15,687.56	103,698.63	-119,386.19
584		0.00	5,165.85	32,902.70	3,243.07	33,764.60	-861.90	13,083.47	-13,945.37
587		0.00	4,541.90	44,451.84	4,765.83	44,451.84	0.00	0.00	0.00
590		14,320.82	65,828.96	185,815.29	48,597.75	200,136.11	0.00	26,194.81	-26,194.81
599		20,000.00	0.00	7,448.92	20,498.15	27,448.92	0.00	117,897.87	-117,897.87
GRAND TOTALS:		70,669,572.11	6,011,395.27	114,260,358.70	10,601,612.19	117,176,661.72	67,753,269.09	2,213,731.78	65,539,537.31

Fiscal Year	Fund - Expedger	Function First Two Digits	Fiscal Year Budgeted Amount	% Expensed	Fiscal Year Expense Amount	Fiscal Year Encumbrance Amount	Balance
22	0010000	1100	\$32,374,332.76	0.00129485	\$41,919.75	\$0.00	\$32,332,413.01
22	0010000	1100	\$17,461,205.66	0.94167342	\$16,442,753.18	\$13,095.96	\$1,005,356.52
22	0010000	1100	\$989,106.50	8.73328553	\$8,638,149.48	\$15,091.30	(\$7,664,134.28)
22	0010000	1100	\$1,313,269.48	7.84612277	\$10,304,073.57	\$33,472.88	(\$9,024,276.97)
22	0010000	1100	\$50,330.07	0.4557973	\$22,940.31	\$14,249.68	\$13,140.08
22	0010000	1100	\$77,030.00	1.6289003	\$125,474.19	\$0.00	(\$48,444.19)
22	0010000	1100	\$70,507.00	0.47942488	\$33,802.81	\$5,000.00	\$31,704.19
22	0010000	1200	\$79,012.58	6.43936953	\$508,791.20	\$2,929.11	(\$432,707.73)
22	0010000	1200	\$60,500.00	0.75275702	\$45,541.80	\$0.00	\$14,958.20
22	0010000	1200	\$663,628.00	1.07250348	\$711,743.34	\$0.00	(\$48,115.34)
22	0010000	1200	\$36,621.00	12.65498539	\$463,438.22	\$0.00	(\$426,817.22)
22	0010000	1200	\$0.00		\$0.00	\$0.00	\$0.00
22	0010000	1200	\$20,425.00	0	\$0.00	\$0.00	\$20,425.00
22	0010000	1200	\$1,531,181.00	1.50194746	\$2,299,753.42	\$0.00	(\$768,572.42)
22	0010000	1200	\$205,165.00	0	\$0.00	\$0.00	\$205,165.00
22	0010000	1200	\$68,583.00	7.84214274	\$522,153.39	\$0.00	(\$455,570.39)
22	0010000	1200	\$50,863.00	13.56507107	\$689,960.21	\$0.00	(\$639,097.21)
22	0010000	1200	\$1,000.00	0	\$0.00	\$0.00	\$1,000.00
22	0010000	1200	\$44,063.00	9.38557429	\$413,556.56	\$0.00	(\$369,493.56)
22	0010000	1200	\$3,096.00	0	\$0.00	\$0.00	\$3,096.00
22	0010000	1200	\$1,477,715.00	1.31361089	\$1,941,142.52	\$0.00	(\$463,427.52)
22	0010000	1200	\$25,000.00	0	\$0.00	\$0.00	\$25,000.00
22	0010000	1200	\$0.65	321,341.8	\$208,872.17	\$0.00	(\$208,871.52)
22	0010000	1200	\$0.00		\$308,164.90	\$0.00	(\$308,164.90)
22	0010000	1200	\$41,048.22	12.84628444	\$527,317.11	\$0.00	(\$486,268.89)
22	0010000	1200	\$2,582,428.87	1.24134952	\$3,205,696.85	\$57,722.40	(\$680,990.38)
22	0010000	1300	\$253,853.00	1.13344514	\$287,728.45	\$0.00	(\$33,875.45)
22	0010000	1300	\$22,557.00	0.08416456	\$1,898.50	\$0.00	\$20,658.50
22	0010000	1900	\$14,102.00	0.18180329	\$2,563.79	\$0.00	\$11,538.21
22	0010000	1900	\$40,500.00	0.95717827	\$38,765.72	\$29,231.78	(\$27,497.50)
22	0010000	1900	\$3,030,888.27	0.45685837	\$1,384,686.67	\$122.36	\$1,646,079.24
22	0010000	2100	\$571,809.59	1.07522436	\$614,823.60	\$3,053.95	(\$46,067.96)
22	0010000	2100	\$272,682.00	5.28270975	\$1,440,499.86	\$0.00	(\$1,167,817.86)
22	0010000	2100	\$30,256.00	0	\$0.00	\$0.00	\$30,256.00
22	0010000	2100	\$413,104.30	0.99852446	\$412,494.75	\$0.00	\$609.55
22	0010000	2100	\$347,588.00	2.58302168	\$897,827.34	\$0.00	(\$550,239.34)
22	0010000	2100	\$5,460.00	0.62435897	\$3,409.00	\$1,421.00	\$630.00
22	0010000	2100	\$0.00		\$0.00	\$0.00	\$0.00
22	0010000	2100	\$500,891.00	1.99671921	\$1,000,138.68	\$16,077.50	(\$515,325.18)
22	0010000	2100	\$563,458.00	0.94746528	\$533,856.89	\$16,866.00	\$12,735.11
22	0010000	2100	\$345,994.11	0.97689793	\$338,000.93	\$6,116.53	\$1,876.65
22	0010000	2100	\$0.00		\$29,758.08	\$0.00	(\$29,758.08)
22	0010000	2100	\$0.00		\$0.00	\$0.00	\$0.00
22	0010000	2100	\$0.00		\$6,596.79	\$0.00	(\$6,596.79)
22	0010000	2200	\$24,099.00	0	\$0.00	\$0.00	\$24,099.00
22	0010000	2200	\$52,914.13	12.40175167	\$656,227.80	\$14,899.77	(\$618,213.64)
22	0010000	2200	\$68,633.00	0.27251031	\$18,703.20	\$3,224.00	\$46,705.80
22	0010000	2200	\$3,005.00	1.19515474	\$3,591.44	\$0.00	(\$586.44)
22	0010000	2200	\$396,796.53	1.67315435	\$663,901.84	\$5,511.55	(\$272,616.86)
22	0010000	2300	\$179,356.00	0.89047353	\$159,711.77	\$10,587.93	\$9,056.30
22	0010000	2400	\$565,715.28	0.60324243	\$341,263.46	\$986.98	\$223,464.84
22	0010000	2400	\$70,983.00	10.18243608	\$722,779.86	\$0.00	(\$651,796.86)
22	0010000	2400	\$5.00	0	\$0.00	\$0.00	\$5.00
22	0010000	2400	\$371,703.05	1.6639182	\$618,483.47	\$55,180.38	(\$301,960.80)
22	0010000	2400	\$4,040,896.30	1.03834121	\$4,195,829.16	\$8,476.13	(\$163,408.99)
22	0010000	2400	\$1,000.00	0	\$0.00	\$0.00	\$1,000.00
22	0010000	2400	\$1,500.00	0.47933333	\$719.00	\$0.00	\$781.00
22	0010000	2400	\$44,188.00	0.4892584	\$21,619.35	\$21,500.00	\$1,088.65
22	0010000	2500	\$1,273,885.38	1.09421491	\$1,393,904.38	\$8,222.45	(\$128,241.45)
22	0010000	2500	\$52,312.00	0.53501888	\$27,990.00	\$16,722.00	\$7,600.00
22	0010000	2600	\$467,329.06	0.85163938	\$397,995.83	\$36,427.90	\$32,905.33
22	0010000	2600	\$3,834.00	0.10354721	\$397.00	\$0.00	\$3,437.00
22	0010000	2600	\$121,846.60	0.04541251	\$5,533.36	\$14,021.90	\$102,291.34
22	0010000	2700	\$4,966,334.25	0.84239112	\$4,183,595.88	\$319,198.96	\$463,539.41
22	0010000	2700	\$863,027.00	3.43513899	\$2,964,617.70	\$0.00	(\$2,101,590.70)
22	0010000	2700	\$2,755.00	0.89415608	\$2,463.40	\$0.00	\$291.60
22	0010000	2800	\$0.00		\$0.00	\$0.00	\$0.00
22	0010000	2800	\$0.00		\$0.00	\$0.00	\$0.00
22	0010000	2800	\$0.00		\$4,536.06	\$0.00	(\$4,536.06)
22	0010000	2800	\$0.00		\$0.00	\$0.00	\$0.00
22	0010000	2800	\$0.00		\$0.00	\$0.00	\$0.00
22	0010000	2900	\$154,277.12	1.44317356	\$222,648.66	\$3,000.66	(\$71,372.20)
22	0010000	2900	\$350.00	0.57142857	\$700.00	\$50.00	\$100.00
22	0010000	2900	\$273,434.54	0.83114331	\$227,263.29	\$4,934.13	\$41,237.12
22	0010000	2900	\$12,618.00	0.75819544	\$9,566.91	\$1,000.00	\$2,051.09
22	0010000	3200	\$1,497.00	32.15233781	\$48,131.90	\$0.00	(\$46,634.90)
22	0010000	3200	\$6,687.25	0.95629743	\$6,395.00	\$0.00	\$292.25
22	0010000	3200	\$0.00		\$0.00	\$0.00	\$0.00
22	0010000	4100	\$62,237.00	0.02490994	\$1,550.32	\$0.00	\$60,686.68
22	0010000	4100	\$4,595.00	1.08617845	\$4,990.99	\$0.00	(\$395.99)
22	0010000	4100	\$476.00	11.52172269	\$5,484.34	\$0.00	(\$5,008.34)
22	0010000	4100	\$35,306.00	0.65911998	\$23,270.89	\$0.00	\$12,035.11
22	0010000	4100	\$26,054.00	3.19357987	\$83,205.53	\$0.00	(\$57,151.53)
22	0010000	4100	\$2,107.00	7.38410062	\$15,558.30	\$0.00	(\$13,451.30)
22	0010000	4100	\$893.00	5.38914894	\$4,812.51	\$0.00	(\$3,919.51)
22	0010000	4100	\$856.00	20.85589953	\$17,852.65	\$0.00	(\$16,996.65)
22	0010000	4100	\$27,857.00	1.14632983	\$31,933.31	\$0.00	(\$4,076.31)
22	0010000	4500	\$0.00		\$67,178.45	\$0.00	(\$67,178.45)
22	0010000	4500	\$275.00	41.1896	\$11,327.14	\$0.00	(\$11,052.14)
22	0010000	4500	\$4,533.00	5.19475623	\$23,547.83	\$0.00	(\$19,014.83)
22	0010000	4500	\$3,217.00	5.75080821	\$18,500.35	\$0.00	(\$15,283.35)
22	0010000	4500	\$116,125.00	1.02548469	\$119,084.41	\$0.00	(\$2,959.41)
22	0010000	4500	\$1,438.00	20.6695758	\$29,722.85	\$0.00	(\$28,284.85)
22	0010000	4500	\$1,233.00	25.65702352	\$31,635.11	\$0.00	(\$30,402.11)
22	0010000	4500	\$2,242.00	12.07991525	\$27,083.17	\$0.00	(\$24,841.17)
22	0010000	4500	\$1,172.00	14.49705631	\$18,090.55	\$0.00	(\$15,818.55)
22	0010000	4500	\$0.00		\$10,258.32	\$0.00	(\$10,258.32)
22	0010000	4500	\$0.00		\$109,762.81	\$0.00	(\$109,762.81)
22	0010000	4500	\$4,466.00	9.21302508	\$41,145.37	\$0.00	(\$36,679.37)
22	0010000	4500	\$0.00		\$0.00	\$0.00	\$0.00

Fiscal Year	Fund - Expender	Function First Two Digits	Fiscal Year Budgeted Amount	% Expensed	Fiscal Year Expense Amount	Fiscal Year Encumbrance Amount	Balance
22	0010000	4500	\$4,517.00	11.10044941	\$50,140.73	\$0.00	(\$45,623.73)
22	0010000	4500	\$3,592.00	9.5475696	\$34,294.87	\$0.00	(\$30,702.87)
22	0010000	4500	\$1,900.00	15.98548947	\$30,372.43	\$0.00	(\$28,472.43)
22	0010000	4500	\$3,399.00	10.23073845	\$34,774.28	\$0.00	(\$31,375.28)
22	0010000	4500	\$0.00		\$21,076.07	\$0.00	(\$21,076.07)
22	0010000	4500	\$1,967.00	6.06040163	\$11,920.81	\$0.00	(\$9,953.81)
22	0010000	4500	\$2,645.00	10.56225709	\$27,937.17	\$0.00	(\$25,292.17)
22	0010000	4500	\$1,919.00	7.74870766	\$14,869.77	\$0.00	(\$12,950.77)
22	0010000	4500	\$1,073.00	14.0973439	\$15,126.45	\$0.00	(\$14,053.45)
22	0010000	4500	\$1,099.00	26.14825296	\$28,736.93	\$0.00	(\$27,637.93)
22	0010000	4500	\$0.00		\$11,432.07	\$0.00	(\$11,432.07)
22	0010000	4500	\$105,912.00	3.28119618	\$347,518.05	\$0.00	(\$241,606.05)
22	0010000	4500	\$1,667.00	17.55936413	\$29,271.46	\$0.00	(\$27,604.46)
22	0010000	4500	\$5,000.00	2.362476	\$11,812.38	\$2,610.00	(\$9,422.38)
22	0010000	4600	\$3,787.00	3.63351201	\$13,760.11	\$0.00	(\$9,973.11)
22	0010000	4600	\$0.00		\$4,356.03	\$0.00	(\$4,356.03)
22	0010000	4600	\$0.00		\$11,774.52	\$0.00	(\$11,774.52)
22	0010000	4600	\$5,958.00	5.32333501	\$31,716.43	\$0.00	(\$25,758.43)
22	0010000	4600	\$510.00	21.99176471	\$11,215.80	\$0.00	(\$10,705.80)
22	0010000	4600	\$458.00	3.3029476	\$1,512.75	\$0.00	(\$1,054.75)
22	0010000	4600	\$81.00	125.73185185	\$10,184.28	\$0.00	(\$10,103.28)
22	0010000	5600	\$261,422.00	0.94029577	\$245,814.00	\$0.00	\$15,608.00
22	0010000	7200	\$460,888.00	0.9631136	\$443,887.50	\$0.00	\$17,000.50
22	0010000	7400	\$400,000.00	0.35671058	\$142,684.23	\$0.00	\$257,315.77
22	0010000	7500	\$0.00		\$0.00	\$0.00	\$0.00
22	0029000	2500	\$70,000.00	0.81880529	\$57,316.37	\$0.00	\$12,683.63
22	0029000	6100	\$4,173,661.50	1	\$4,173,661.50	\$0.00	\$0.00
22	0029012	2500	\$5,000.00	0.25	\$1,250.00	\$0.00	\$3,750.00
22	0029012	6100	\$1,726,512.50	1	\$1,726,512.50	\$0.00	\$0.00
22	0029014	6100	\$343,887.50	1	\$343,887.50	\$0.00	\$0.00
22	0030000	2700	\$0.00		\$0.00	\$0.00	\$0.00
22	0039000	2700	\$13,601.14	0	\$0.00	\$0.00	\$13,601.14
22	0039001	2700	\$263,133.90	0.64021473	\$168,462.20	\$54,072.02	\$40,599.68
22	0060000	2700	\$0.00		\$0.00	\$0.00	\$0.00
22	0060000	3100	\$81,036.00	2.04809998	\$165,969.83	\$293.09	(\$85,226.92)
22	0060000	3100	\$1,356,553.06	0.92768173	\$1,258,449.49	\$8,518.30	\$89,585.27
22	0060000	7400	\$270,000.00	1	\$270,000.00	\$0.00	\$0.00
22	0069006	3100	\$2,085,719.48	0.64326814	\$1,341,676.90	\$49,464.70	\$694,577.88
22	0069022	3100	\$3,063.00	0	\$0.00	\$0.00	\$3,063.00
22	0079004	3200	\$20,000.00	0.9	\$18,000.00	\$0.00	\$2,000.00
22	0079111	3200	\$1,000.00	1	\$1,000.00	\$0.00	\$0.00
22	0079333	3200	\$6,000.00	0.5	\$3,000.00	\$0.00	\$3,000.00
22	0089002	3200	\$250.00	1	\$250.00	\$0.00	\$0.00
22	0089003	3200	\$50,000.00	0.9	\$45,000.00	\$0.00	\$5,000.00
22	0089112	3200	\$500.00	0.8	\$400.00	\$0.00	\$100.00
22	0099000	1100	\$25,992.80	0.95190591	\$24,742.70	\$0.00	\$1,250.10
22	0099000	1100	\$7,060.00	0	\$0.00	\$0.00	\$7,060.00
22	0099110	1100	\$7,942.20	0.78848052	\$6,262.27	\$1,365.00	\$314.93
22	0099120	1100	\$11,074.00	0.70388478	\$7,794.82	\$5,000.00	(\$1,720.82)
22	0099130	1100	\$15,842.98	0.64745269	\$10,257.58	\$5,392.80	\$192.60
22	0099140	1100	\$10,780.00	0.70191373	\$7,566.63	\$4,545.00	(\$1,331.63)
22	0099160	1100	\$13,400.00	0.85654254	\$11,477.67	\$6,137.68	(\$4,215.35)
22	0099170	1100	\$14,592.00	0.93001713	\$13,570.81	\$6,800.00	(\$5,778.81)
22	0099180	1100	\$12,544.00	0.76103077	\$9,546.37	\$5,670.72	(\$2,673.09)
22	0099200	1100	\$26,053.00	0.95650136	\$24,919.73	\$301.73	\$831.54
22	0099210	1100	\$23,140.00	0.86406007	\$19,994.35	\$0.00	\$3,145.65
22	0099300	1100	\$97,028.88	0.70860016	\$68,754.68	\$2,721.12	\$25,553.08
22	0099300	2400	\$52,000.00	0.94109615	\$48,937.00	\$0.00	\$3,063.00
22	0099301	2400	\$0.00		\$0.00	\$0.00	\$0.00
22	0149016	1100	\$277,078.00	0.93366186	\$258,697.16	\$0.00	\$18,380.84
22	0149016	2100	\$0.00		\$0.00	\$0.00	\$0.00
22	0149016	2400	\$40,476.00	1.0455087	\$42,318.01	\$0.00	(\$1,842.01)
22	0149016	7200	\$0.00		\$0.00	\$0.00	\$0.00
22	0149016	7400	\$0.00		\$0.00	\$0.00	\$0.00
22	0149111	7200	\$0.00		\$0.00	\$0.00	\$0.00
22	0149115	7200	\$0.00		\$0.00	\$0.00	\$0.00
22	0149116	1200	\$272,100.00	0.92982363	\$253,005.01	\$0.00	\$19,094.99
22	0149116	1200	\$262,400.00	0.82346795	\$216,077.99	\$0.00	\$46,322.01
22	0149116	1200	\$54,882.10	0.10511478	\$5,768.92	\$0.00	\$49,113.18
22	0149116	2100	\$5,130.00	3.3271501	\$17,068.28	\$0.00	(\$11,938.28)
22	0149116	2100	\$50,000.00	0.1569084	\$7,845.42	\$0.00	\$42,154.58
22	0149116	2100	\$225,000.00	0.8217684	\$184,897.89	\$0.00	\$40,102.11
22	0149116	2200	\$4,000.00	0.0809575	\$323.83	\$0.00	\$3,676.17
22	0149116	2400	\$96,100.00	0.89479011	\$85,989.33	\$0.00	\$10,110.67
22	0149116	2400	\$155,026.00	0.98295021	\$152,382.84	\$211.86	\$2,431.30
22	0149116	2700	\$132.96	0.30558063	\$40.63	\$37.81	\$54.52
22	0149116	4100	\$6,000.00	0.00530833	\$31.85	\$0.00	\$5,968.15
22	0149116	7400	\$0.00		\$0.00	\$0.00	\$0.00
22	0160000	1100	\$4,933,110.50	0.67191305	\$3,314,621.34	\$0.00	\$1,618,489.16
22	0160000	1100	\$27,636.00	5.82977927	\$161,111.78	\$0.00	(\$133,475.78)
22	0160000	1100	\$132,201.00	4.68925644	\$619,924.39	\$0.00	(\$487,723.39)
22	0160000	1200	\$25,226.00	0	\$0.00	\$0.00	\$25,226.00
22	0160000	1200	\$0.00		\$434,425.02	\$0.00	(\$434,425.02)
22	0160000	1200	\$0.00		\$99,398.15	\$0.00	(\$99,398.15)
22	0160000	1200	\$0.00		\$225,723.19	\$0.00	(\$225,723.19)
22	0160000	1200	\$0.00		\$16,703.97	\$0.00	(\$16,703.97)
22	0160000	1200	\$125,536.00	0	\$0.00	\$0.00	\$125,536.00
22	0160000	1900	\$0.00		\$41.86	\$0.00	(\$41.86)
22	0160000	2100	\$0.00		\$28,438.42	\$0.00	(\$28,438.42)
22	0160000	2400	\$0.00		\$7,101.40	\$0.00	(\$7,101.40)
22	0160000	2400	\$0.00		\$2,473.08	\$0.00	(\$2,473.08)
22	0160000	2400	\$43,640.00	0.98573167	\$43,017.33	\$0.00	\$622.67
22	0160000	2400	\$0.00		\$0.00	\$0.00	\$0.00
22	0160000	2400	\$0.00		\$3,026.57	\$0.00	(\$3,026.57)
22	0160000	2500	\$110,100.00	0.85908856	\$94,585.65	\$0.00	\$15,514.35
22	0160000	2700	\$581.25	1	\$581.25	\$0.00	\$0.00
22	0160000	2800	\$410,920.00	0.63158284	\$259,530.02	\$0.00	\$151,389.98
22	0160000	2800	\$885,487.90	0.79532162	\$704,247.67	\$55,129.23	\$126,111.00
22	0160000	2800	\$1,393,540.00	1.26572388	\$1,763,836.86	\$0.00	(\$370,296.86)
22	0160000	2800	\$1,205,402.29	0.93448201	\$1,126,426.76	\$65,678.20	\$13,297.33

Fiscal Year	Fund - Expended	Function First Two Digits	Fiscal Year Budgeted Amount	% Expensed	Fiscal Year Expense Amount	Fiscal Year Encumbrance Amount	Balance
22	0160000	2800	\$62,453.00	4.98685988	\$311,444.36	\$0.00	(\$248,991.36)
22	0160000	4100	\$5,877.00	1.62986388	\$9,578.71	\$0.00	(\$3,701.71)
22	0160410	2100	\$84,811.00	1.4920706	\$126,544.00	\$0.00	(\$41,733.00)
22	0161000	1100	\$0.00		\$309,762.07	\$0.00	(\$309,762.07)
22	0161000	1100	\$0.00		\$0.00	\$0.00	\$0.00
22	0161000	1100	\$0.00		\$0.00	\$0.00	\$0.00
22	0161000	1200	\$0.00		\$299,774.07	\$0.00	(\$299,774.07)
22	0161000	2100	\$0.00		\$16,249.42	\$0.00	(\$16,249.42)
22	0161000	5600	\$0.00		\$0.00	\$0.00	\$0.00
22	0180000	2600	\$0.00		\$0.00	\$0.00	\$0.00
22	0189000	2400	\$0.00		\$0.00	\$0.00	\$0.00
22	0189110	1100	\$500.00	0.53144	\$265.72	\$0.00	\$234.28
22	0189110	2400	\$20,066.15	0.51981521	\$10,430.69	\$50.12	\$9,585.34
22	0189110	7200	\$0.00		\$486.75	\$0.00	(\$486.75)
22	0189111	1200	\$0.00		\$0.00	\$0.00	\$0.00
22	0189111	7200	\$0.00		\$0.00	\$0.00	\$0.00
22	0189113	2200	\$3,500.00	0	\$0.00	\$0.00	\$3,500.00
22	0189120	2400	\$12,551.09	0.50389647	\$6,324.45	\$2,427.01	\$3,799.63
22	0189120	7200	\$0.00		\$0.00	\$0.00	\$0.00
22	0189123	2200	\$5,000.00	0.765658	\$3,828.29	\$0.00	\$1,171.71
22	0189130	1100	\$3,900.00	0.26412308	\$1,030.08	\$0.00	\$2,869.92
22	0189130	2400	\$19,134.35	0.3505758	\$6,708.04	\$151.10	\$12,275.21
22	0189130	7200	\$508.37	1	\$508.37	\$0.00	\$0.00
22	0189132	1200	\$0.00		\$0.00	\$0.00	\$0.00
22	0189132	7200	\$0.00		\$0.00	\$0.00	\$0.00
22	0189133	2200	\$150.00	0	\$0.00	\$0.00	\$150.00
22	0189135	4500	\$11,440.40	0	\$0.00	\$0.00	\$11,440.40
22	0189140	1100	\$7,800.00	0.59232821	\$4,620.16	\$0.00	\$3,179.84
22	0189140	2400	\$15,350.00	0.31382606	\$4,817.23	\$191.62	\$10,341.15
22	0189143	2200	\$6,000.00	0.96873667	\$5,812.42	\$0.00	\$187.58
22	0189160	1100	\$0.00		\$0.00	\$0.00	\$0.00
22	0189160	2400	\$24,962.97	0.70042146	\$17,484.60	\$697.42	\$6,780.95
22	0189160	7200	\$0.00		\$0.00	\$0.00	\$0.00
22	0189161	2200	\$5,000.00	0	\$0.00	\$0.00	\$5,000.00
22	0189163	2200	\$9,500.00	0.48092	\$4,568.74	\$1,000.00	\$3,931.26
22	0189170	1100	\$18,000.00	0.06496222	\$1,169.32	\$9,648.58	\$7,182.10
22	0189170	2400	\$22,093.89	0.31809383	\$7,027.93	\$0.00	\$15,065.96
22	0189170	7200	\$0.00		\$0.00	\$0.00	\$0.00
22	0189171	2400	\$1,050.00	0.93829524	\$985.21	\$0.00	\$64.79
22	0189173	2200	\$0.00		\$0.00	\$0.00	\$0.00
22	0189174	7200	\$15,209.72	1	\$15,209.72	\$0.00	\$0.00
22	0189180	1100	\$2,098.04	0.59090866	\$1,239.75	\$0.00	\$858.29
22	0189180	2400	\$24,597.33	0.16314372	\$4,012.90	\$914.60	\$19,669.83
22	0189180	7200	\$0.00		\$0.00	\$0.00	\$0.00
22	0189181	1200	\$0.00		\$0.00	\$0.00	\$0.00
22	0189183	2200	\$5,000.00	0	\$0.00	\$5,000.00	\$0.00
22	0189184	7200	\$0.00		\$0.00	\$0.00	\$0.00
22	0189200	2400	\$30,947.53	0.72760799	\$22,517.67	\$2,154.96	\$6,274.90
22	0189200	7200	\$0.00		\$36.97	\$0.00	(\$36.97)
22	0189203	2200	\$4,200.00	0.21873333	\$918.68	\$0.00	\$3,281.32
22	0189210	1100	\$0.00		\$0.00	\$0.00	\$0.00
22	0189210	2400	\$22,500.00	0.25393244	\$5,713.48	\$861.04	\$15,925.48
22	0189211	2200	\$3,060.00	0	\$0.00	\$0.00	\$3,060.00
22	0189213	2400	\$0.00		\$0.00	\$0.00	\$0.00
22	0189300	2400	\$50,275.15	0.35939207	\$18,068.49	\$2,839.36	\$29,367.30
22	0189300	7200	\$0.00		\$0.00	\$0.00	\$0.00
22	0189301	2200	\$0.00		(\$50.00)	\$0.00	\$50.00
22	0189302	1100	\$38,500.00	0.03428571	\$1,320.00	\$10,000.00	\$27,180.00
22	0189303	3200	\$72,934.71	0.24299802	\$17,722.99	\$13,547.87	\$41,683.85
22	0189304	4300	\$18,232.42	0.39915601	\$7,277.58	\$402.96	\$10,551.88
22	0189305	1100	\$0.00		\$0.00	\$0.00	\$0.00
22	0189306	2400	\$7,845.56	0.3868634	\$3,035.16	\$0.00	\$4,810.40
22	0189900	2200	\$3,702.01	0	\$0.00	\$0.00	\$3,702.01
22	0189901	1100	\$0.00		\$0.00	\$0.00	\$0.00
22	0189901	1900	\$0.00		\$0.00	\$0.00	\$0.00
22	0189901	2200	\$0.00		\$0.00	\$0.00	\$0.00
22	0189901	2200	\$0.00		\$0.00	\$0.00	\$0.00
22	0189901	7200	\$0.00		\$0.00	\$0.00	\$0.00
22	0189902	2200	\$11,224.52	0	\$0.00	\$0.00	\$11,224.52
22	0189902	2300	\$0.00		\$0.00	\$0.00	\$0.00
22	0189902	2400	\$0.00		\$0.00	\$0.00	\$0.00
22	0189903	2300	\$2,800.00	0	\$0.00	\$0.00	\$2,800.00
22	0189904	2400	\$502.00	0	\$0.00	\$0.00	\$502.00
22	0189905	2100	\$0.00		\$0.00	\$0.00	\$0.00
22	0189905	2100	\$51,248.39	0	\$0.00	\$0.00	\$51,248.39
22	0189906	2900	\$1,117.90	0.42669291	\$477.00	\$0.00	\$640.90
22	0189906	7200	\$0.00		\$0.00	\$0.00	\$0.00
22	0189907	1900	\$19,284.60	0.01088122	\$209.84	\$2,790.16	\$16,284.60
22	0189910	2700	\$3,902.36	0	\$0.00	\$0.00	\$3,902.36
22	0189914	2900	\$300.00	0	\$0.00	\$90.87	\$209.13
22	0189915	2900	\$2,500.00	0.1	\$250.00	\$0.00	\$2,250.00
22	0189916	2900	\$5,000.00	0.39525	\$1,976.25	\$28.00	\$2,995.75
22	0189918	3200	\$500.00	0	\$0.00	\$0.00	\$500.00
22	0189919	2900	\$1,000.00	0.1099	\$109.90	\$0.00	\$890.10
22	0189920	2800	\$1,231.75	0.83297747	\$1,026.02	\$205.73	\$0.00
22	0189922		\$0.00		\$0.00	\$0.00	\$0.00
22	0189922	2100	\$1,000.00	0	\$0.00	\$0.00	\$1,000.00
22	0189930	2200	\$0.00		\$0.00	\$0.00	\$0.00
22	0199000	2100	\$7,352.00	0.17831882	\$1,311.00	\$0.00	\$6,041.00
22	0199001	2200	\$0.00		\$0.00	\$0.00	\$0.00
22	0199009	2100	\$0.00		\$0.00	\$0.00	\$0.00
22	0199017	2100	\$0.00		\$0.00	\$0.00	\$0.00
22	0199023	1100	\$0.00		\$0.00	\$0.00	\$0.00
22	0199121	2100	\$40,888.00	0	\$0.00	\$0.00	\$40,888.00
22	0199180	4100	\$0.00		\$0.00	\$0.00	\$0.00
22	0199181	1100	\$0.00		\$0.00	\$0.00	\$0.00
22	0199213	4100	\$0.00		\$0.00	\$0.00	\$0.00
22	0199301	4300	\$0.00		\$0.00	\$0.00	\$0.00
22	0199513	1100	\$0.00		\$0.00	\$0.00	\$0.00
22	0199715	1100	\$0.00		\$0.00	\$0.00	\$0.00

Fiscal Year	Fund	Expender	Function First Two Digits	Fiscal Year Budgeted Amount	% Expensed	Fiscal Year Expense Amount	Fiscal Year Encumbrance Amount	Balance
22	0199920		2200	\$1,000.00	0	\$0.00	\$0.00	\$1,000.00
22	0209001		2800	\$20,820.57	0.37880615	\$7,886.96	\$12,973.94	(\$40.33)
22	0209001		7200	\$10,000.00	0	\$0.00	\$0.00	\$10,000.00
22	0229000		7900	\$10,000.00	0.5109	\$5,109.00	\$0.00	\$4,891.00
22	0229300		4500	\$26,635.72	0.80213525	\$21,365.45	\$4,400.00	\$870.27
22	0249001		2900	\$10,458,858.73	1.03980259	\$10,875,148.38	\$3,661.00	(\$419,950.65)
22	0249002		0000	\$0.00		\$0.00	\$0.00	\$0.00
22	0249002		2900	\$661,961.86	1	\$661,961.86	\$0.00	\$0.00
22	0249094		2900	\$213,203.41	0.79377619	\$169,235.79	\$43,967.62	\$0.00
22	0270000		2900	\$247,533.00	0.57487515	\$142,300.57	\$50,626.86	\$54,605.57
22	0719013		2700	\$2,984,592.81	0.82508356	\$2,462,538.45	\$423,268.47	\$98,785.89
22	0719013		2800	\$127,000.00	0.82792866	\$105,146.94	\$0.00	\$21,853.06
22	0719013		5100	\$0.00		\$0.00	\$0.00	\$0.00
22	0719013		7200	\$1,827,762.50	1	\$1,827,762.50	\$0.00	\$0.00
22	2009110		4600	\$700.00	0	\$0.00	\$0.00	\$700.00
22	2009111		4600	\$200.00	0	\$0.00	\$0.00	\$200.00
22	2009121		4600	\$234.00	0	\$0.00	\$0.00	\$234.00
22	2009134		7200	\$0.00		\$0.00	\$0.00	\$0.00
22	2009184		7200	\$0.00		\$0.00	\$0.00	\$0.00
22	2009185		4600	\$1,500.00	0	\$0.00	\$0.00	\$1,500.00
22	2009202		4600	\$5,102.65	0.02645684	\$135.00	\$0.00	\$4,967.65
22	2009205		4600	\$250.00	0	\$0.00	\$0.00	\$250.00
22	2009209		4100	\$6,800.00	0.86244706	\$5,864.64	\$98.11	\$837.25
22	2009253		4300	\$2,000.00	0.18976	\$379.52	\$0.00	\$1,620.48
22	2009254		4100	\$2,904.97	0.80776394	\$2,346.53	\$0.00	\$558.44
22	2009256		4100	\$4,500.00	0.10433333	\$469.50	\$0.00	\$4,030.50
22	2009257		4100	\$0.00		\$0.00	\$0.00	\$0.00
22	2009257		7200	\$0.00		\$0.00	\$0.00	\$0.00
22	2009258		4600	\$2,050.00	0.51178049	\$1,049.15	\$0.00	\$1,000.85
22	2009301		4600	\$0.00		\$0.00	\$0.00	\$0.00
22	2009302		4100	\$500.00	0.09786	\$48.93	\$0.00	\$451.07
22	2009303		4100	\$120.00	0	\$0.00	\$0.00	\$120.00
22	2009304		7200	\$0.00		\$0.00	\$0.00	\$0.00
22	2009305		4100	\$0.00		\$0.00	\$0.00	\$0.00
22	2009306		4600	\$0.00		\$0.00	\$0.00	\$0.00
22	2009307		4100	\$38,000.00	0.62992421	\$23,937.12	\$0.00	\$14,062.88
22	2009309		4600	\$600.00	0	\$0.00	\$0.00	\$600.00
22	2009312		4100	\$23,109.07	0.51158787	\$11,822.32	\$0.00	\$11,286.75
22	2009314		4600	\$450.00	0.11057778	\$49.76	\$0.00	\$400.24
22	2009315		4600	\$340.00	0	\$0.00	\$0.00	\$340.00
22	2009316		7200	\$0.00		\$0.00	\$0.00	\$0.00
22	2009318		4100	\$6,200.00	0	\$0.00	\$0.00	\$6,200.00
22	2009321		4600	\$16,016.67	0.34660638	\$5,551.48	\$0.00	\$10,465.19
22	2009323		4600	\$2,000.00	0.01	\$20.00	\$1,980.00	\$0.00
22	2009324		4600	\$21,444.56	0.00927974	\$199.00	\$0.00	\$21,245.56
22	2009325		4100	\$27,000.00	0.27586963	\$7,448.48	\$0.00	\$19,551.52
22	2009326		4100	\$6,495.00	0.32485912	\$2,109.96	\$0.00	\$4,385.04
22	2009327		4100	\$5,705.00	0.09269588	\$528.83	\$2,471.17	\$2,705.00
22	2009330		4100	\$3,478.06	0.22189094	\$771.75	\$0.00	\$2,706.31
22	2009330		7200	\$0.00		\$0.00	\$0.00	\$0.00
22	2009331		4600	\$0.00		\$0.00	\$0.00	\$0.00
22	2009332		4100	\$11,030.00	0.23047144	\$2,542.10	\$0.00	\$8,487.90
22	2009333		4600	\$59,500.00	0.25706571	\$15,295.41	\$0.00	\$44,204.59
22	2009335		4100	\$10,832.00	0.13626569	\$1,476.03	\$0.00	\$9,355.97
22	2009336		4100	\$1,250.00	0.480504	\$600.63	\$0.00	\$649.37
22	2009337		4100	\$150.00	0	\$0.00	\$0.00	\$150.00
22	2009339		4100	\$28,500.00	0.09456702	\$2,695.16	\$0.00	\$25,804.84
22	2009340		4100	\$1,000.00	0.98388	\$983.88	\$0.00	\$16.12
22	2009345		7200	\$0.00		\$0.00	\$0.00	\$0.00
22	2009346		4100	\$500.00	0	\$0.00	\$0.00	\$500.00
22	2009350		4300	\$1,800.00	0.6804	\$1,224.72	\$0.00	\$575.28
22	2009352		4100	\$10,158.51	0.02027364	\$205.95	\$5,794.05	\$4,158.51
22	2009353		4600	\$1,000.00	0	\$0.00	\$0.00	\$1,000.00
22	2009355		4600	\$1,515.57	0.21100312	\$319.79	\$0.00	\$1,195.78
22	2009380		4600	\$20,000.00	0.075	\$1,500.00	\$1,000.00	\$17,500.00
22	2009418		4600	\$0.00		\$0.00	\$0.00	\$0.00
22	2009419		4600	\$0.00		\$0.00	\$0.00	\$0.00
22	2009420		4600	\$7,497.69	0.97123247	\$7,282.00	\$215.69	\$0.00
22	2009421		4600	\$1,762.28	0	\$0.00	\$896.05	\$866.23
22	2009422		4600	\$6,088.02	0.80272568	\$4,887.01	\$924.49	\$276.52
22	2009423		4600	\$48,000.00	0.92765125	\$44,527.26	\$0.00	\$3,472.74
22	2009424		4600	\$4,800.00	0.39958333	\$1,918.00	\$0.00	\$2,882.00
22	2009425		4600	\$3,500.00	0.57656571	\$2,017.98	\$0.00	\$1,482.02
22	3003000		4500	\$45,500.00	0.8312967	\$37,824.00	\$0.00	\$7,676.00
22	3003000		4500	\$10,000.00	0.923975	\$9,239.75	\$0.00	\$760.25
22	3003000		4500	\$285,264.43	0.81246347	\$231,766.93	\$25,273.96	\$28,223.54
22	3009110		4100	\$10,000.00	0.097754	\$977.54	\$1,500.00	\$7,522.46
22	3009120		4100	\$6,966.00	0.17327735	\$1,207.05	\$42.95	\$5,716.00
22	3009130		4100	\$10,000.00	0.168837	\$1,688.37	\$0.00	\$8,311.63
22	3009140		4100	\$8,000.00	0.08	\$640.00	\$194.84	\$7,165.16
22	3009160		4100	\$9,000.00	0.1559	\$1,403.10	\$0.00	\$7,596.90
22	3009170		4100	\$20,000.00	0.0343835	\$687.67	\$0.00	\$19,312.33
22	3009180		4100	\$10,000.00	0.124569	\$1,245.69	\$0.00	\$8,754.31
22	3009201		4100	\$25,075.00	0.37863888	\$9,494.37	\$2,652.76	\$12,927.87
22	3009202		4100	\$0.00		\$0.00	\$0.00	\$0.00
22	3009204		4100	\$0.00		\$0.00	\$0.00	\$0.00
22	3009208		4100	\$111,500.00	0	\$0.00	\$0.00	\$111,500.00
22	3009250		4100	\$12,084.00	0.45281198	\$5,471.78	\$56.00	\$6,556.22
22	3009251		4100	\$0.00		\$0.00	\$0.00	\$0.00
22	3009253		4300	\$600.00	0.46878333	\$281.27	\$0.00	\$318.73
22	3009253		7200	\$0.00		\$0.00	\$0.00	\$0.00
22	3009258		4100	\$15,006.00	0.53022124	\$7,956.50	\$0.00	\$7,049.50
22	3009301		4500	\$4,500.00	0.32468444	\$1,461.08	\$0.00	\$3,038.92
22	3009302		4500	\$13,114.31	0.63517562	\$8,329.89	\$120.00	\$4,664.42
22	3009303		4600	\$4,517.09	0.69651701	\$3,146.23	\$0.00	\$1,370.86
22	3009304		4600	\$8,878.13	0.35519182	\$3,153.44	\$0.00	\$5,724.69
22	3009313		4100	\$29,150.00	0.5513036	\$16,070.50	\$0.00	\$13,079.50
22	3009325		4100	\$0.00		\$0.00	\$0.00	\$0.00
22	3009334		4300	\$29,223.18	0.02771362	\$809.88	\$200.00	\$28,213.30
22	3009390		4600	\$12,500.00	0.9696	\$12,120.00	\$0.00	\$380.00

Fiscal Year	Fund - Expended	Function First Two Digits	Fiscal Year Budgeted Amount	% Expensed	Fiscal Year Expense Amount	Fiscal Year Encumbrance Amount	Balance
22	3009410	4500	\$2,013.29	0.06957766	\$140.08	\$0.00	\$1,873.21
22	4019010	7200	\$0.00		\$0.00	\$0.00	\$0.00
22	4019011	3200	\$45,963.25	1	\$45,963.25	\$0.00	\$0.00
22	4019011	7500	\$2,265.67	1	\$2,265.67	\$0.00	\$0.00
22	4019012	3200	\$328,539.70	0.82691684	\$271,675.01	\$10,963.55	\$45,901.14
22	4019018	3200	\$0.00		\$0.00	\$0.00	\$0.00
22	4019018	7200	\$0.00		\$0.00	\$0.00	\$0.00
22	4019019	3200	\$0.00		\$0.00	\$0.00	\$0.00
22	4019019	7500	\$0.00		\$0.00	\$0.00	\$0.00
22	4019020	7200	\$0.00		\$0.00	\$0.00	\$0.00
22	4019021	3200	\$333.86	1	\$333.86	\$0.00	\$0.00
22	4019021	7500	\$13,950.04	1	\$13,950.04	\$0.00	\$0.00
22	4019022	3200	\$11,170.06	0.07840334	\$875.77	\$0.00	\$10,294.29
22	4019030	7200	\$0.00		\$0.00	\$0.00	\$0.00
22	4019031	3200	\$55,414.94	1	\$55,414.94	\$0.00	\$0.00
22	4019031	7500	\$910.35	1	\$910.35	\$0.00	\$0.00
22	4019032	3200	\$404,181.29	0.93571197	\$378,197.27	\$8,648.02	\$17,336.00
22	4019032	7200	\$0.00		\$0.00	\$0.00	\$0.00
22	4019038	3200	\$0.00		\$0.00	\$0.00	\$0.00
22	4019038	7200	\$0.00		\$0.00	\$0.00	\$0.00
22	4019039	3200	\$0.00		\$0.00	\$0.00	\$0.00
22	4019039	7500	\$0.00		\$0.00	\$0.00	\$0.00
22	4019041	3200	\$4,991.45	1	\$4,991.45	\$0.00	\$0.00
22	4019041	7500	\$23.93	1	\$23.93	\$0.00	\$0.00
22	4019048	3200	\$0.00		\$0.00	\$0.00	\$0.00
22	4019048	7200	\$0.00		\$0.00	\$0.00	\$0.00
22	4019049	3200	\$0.00		\$0.00	\$0.00	\$0.00
22	4019049	7500	\$0.00		\$0.00	\$0.00	\$0.00
22	4519010	2900	\$0.00		\$0.00	\$0.00	\$0.00
22	4519011	2900	\$0.00		\$0.00	\$0.00	\$0.00
22	4519012	2900	\$19,800.00	0.7425	\$14,701.50	\$4,711.20	\$387.30
22	4519013	7200	\$800.00	1	\$800.00	\$0.00	\$0.00
22	4519018	7200	\$564.00	1	\$564.00	\$0.00	\$0.00
22	4519019	2900	\$0.00		\$0.00	\$0.00	\$0.00
22	4519019	7200	\$120.00	1	\$120.00	\$0.00	\$0.00
22	4639017	7500	\$0.00		\$0.00	\$0.00	\$0.00
22	4679020	2100	\$0.00		\$0.00	\$0.00	\$0.00
22	4679020	2200	\$0.00		\$0.00	\$0.00	\$0.00
22	4679021	2100	\$425,136.84	0.85031878	\$361,501.84	\$0.00	\$63,635.00
22	4679021	2100	\$0.00		\$0.00	\$0.00	\$0.00
22	4679021	2200	\$20,800.00	0.61165337	\$12,722.39	\$8,500.00	(\$422.39)
22	4999018	1200	\$0.00		\$0.00	\$0.00	\$0.00
22	4999018	7400	\$0.00		\$0.00	\$0.00	\$0.00
22	4999019	1200	\$0.00		\$0.00	\$0.00	\$0.00
22	4999019	2200	\$0.00		\$0.00	\$0.00	\$0.00
22	4999019	2400	\$23,148.67	0.28213846	\$6,531.13	\$0.00	\$16,617.54
22	4999019	2600	\$0.00		\$0.00	\$0.00	\$0.00
22	4999019	2700	\$0.00		\$0.00	\$0.00	\$0.00
22	5079021	1100	\$269.17	1	\$269.17	\$0.00	\$0.00
22	5079021	2200	\$9,585.03	1	\$9,585.03	\$0.00	\$0.00
22	5079021	2200	\$0.00		\$0.00	\$0.00	\$0.00
22	5079021	3200	\$43.00	1	\$43.00	\$0.00	\$0.00
22	5079022		\$0.00		\$0.00	\$0.00	\$0.00
22	5079022	1100	\$2,982,190.79	0.19705868	\$587,666.58	\$209,615.96	\$2,184,908.25
22	5079022	1900	\$25,000.00	0.0991004	\$2,477.51	\$0.00	\$22,522.49
22	5079022	2100	\$552,000.00	0	\$0.00	\$0.00	\$552,000.00
22	5079022	2700	\$55,651.92	0.05068792	\$2,820.88	\$0.00	\$52,831.04
22	5079121	1100	\$10,000.00	0.922843	\$9,226.43	\$0.00	\$773.57
22	5079121	1900	\$46,025.67	0.40112681	\$18,462.13	\$0.00	\$27,563.54
22	5079121	1900	\$98,471.37	0.04000472	\$3,939.32	\$0.00	\$94,532.05
22	5079121	2200	\$0.00		\$0.00	\$0.00	\$0.00
22	5079121	2700	\$1,424,895.90	0.50391125	\$718,021.07	\$55,970.04	\$650,904.79
22	5079121	7400	\$719,251.45	1	\$719,251.45	\$0.00	\$0.00
22	5079222	2100	\$15,384.31	0	\$0.00	\$0.00	\$15,384.31
22	5109021	1100	\$0.00		\$0.00	\$0.00	\$0.00
22	5109021	1100	\$0.00		\$0.00	\$0.00	\$0.00
22	5109021	2800	\$0.00		\$0.00	\$0.00	\$0.00
22	5109021	3200	\$0.00		\$0.00	\$0.00	\$0.00
22	5109121	2600	\$0.00		\$0.00	\$0.00	\$0.00
22	5169021	1200	\$98,008.95	1.050265	\$102,935.37	\$0.00	(\$4,926.42)
22	5169021	1200	\$41,340.33	0.92508236	\$38,243.21	\$0.00	\$3,097.12
22	5169021	1200	\$19,642.30	1.00846999	\$19,808.67	\$0.00	(\$166.37)
22	5169021	1200	\$34.61	0	\$0.00	\$0.00	\$34.61
22	5169021	2100	\$12,703.10	0	\$0.00	\$0.00	\$12,703.10
22	5169021	2100	\$17,701.35	1.48143955	\$26,223.48	\$0.00	(\$8,522.13)
22	5169021	2100	\$0.00		\$0.00	\$0.00	\$0.00
22	5169021	2100	\$2,322.43	0	\$0.00	\$0.00	\$2,322.43
22	5169021	2100	\$552.19	0	\$0.00	\$0.00	\$552.19
22	5169021	2400	\$25,840.93	0.25157454	\$6,500.92	\$0.00	\$19,340.01
22	5169021	2400	\$7,342.62	1.20552065	\$8,851.68	\$0.00	(\$1,509.06)
22	5169021	3200	\$17.52	0	\$0.00	\$0.00	\$17.52
22	5169021	7400	\$71,772.63	1	\$71,772.63	\$0.00	\$0.00
22	5169022	1200	\$595,867.75	0.86267992	\$514,043.14	\$0.00	\$81,824.61
22	5169022	1200	\$224,432.73	0.85574675	\$192,057.58	\$0.00	\$32,375.15
22	5169022	1200	\$116,575.16	0.84929937	\$99,007.21	\$0.00	\$17,567.95
22	5169022	1200	\$15,146.97	0.39212331	\$5,939.48	\$0.00	\$9,207.49
22	5169022	2100	\$0.00		\$0.00	\$0.00	\$0.00
22	5169022	2100	\$322,458.06	0.39644585	\$127,837.16	\$0.00	\$194,620.90
22	5169022	2100	\$18,480.00	0.75333333	\$13,921.60	\$4,558.40	\$0.00
22	5169022	2200	\$72,000.00	0.64320833	\$46,311.00	\$0.00	\$25,689.00
22	5169022	2400	\$42,965.18	1.12897979	\$48,506.82	\$0.00	(\$5,541.64)
22	5169022	2400	\$56,195.05	0.82313869	\$46,256.32	\$0.00	\$9,938.73
22	5169022	2400	\$0.00		\$0.00	\$0.00	\$0.00
22	5169022	2400	\$0.00		\$0.00	\$0.00	\$0.00
22	5169022	3200	\$30,468.98	1.00116873	\$30,504.59	\$0.00	(\$35.61)
22	5169122	1200	\$248,308.53	0	\$0.00	\$0.00	\$248,308.53
22	5169122	1200	\$24,719.67	0	\$0.00	\$0.00	\$24,719.67
22	5169122	2200	\$45,000.00	0	\$0.00	\$0.00	\$45,000.00
22	5169122	3200	\$6,723.64	0.66423544	\$4,466.08	\$1,524.51	\$733.05
22	5519121	1200	\$0.00		\$0.00	\$0.00	\$0.00

Fiscal Year	Fund - Expdger	Function First Two Digits	Fiscal Year Budgeted Amount	% Expensed	Fiscal Year Expense Amount	Fiscal Year Encumbrance Amount	Balance
22	5519121	1200	\$8,638.42	0.96295387	\$8,318.40	\$0.00	\$320.02
22	5519121	2200	\$750.00	1	\$750.00	\$0.00	\$0.00
22	5519121	7400	\$9,543.64	1	\$9,543.64	\$0.00	\$0.00
22	5519122	1200	\$6,960.14	0.8905841	\$6,198.59	\$701.51	\$60.04
22	5729021	1200	\$45,015.46	1.23355665	\$55,529.12	\$0.00	(\$10,513.66)
22	5729021	2200	\$27,734.10	0.00919518	\$255.02	\$0.00	\$27,479.08
22	5729021	3200	\$999.78	0	\$0.00	\$0.00	\$999.78
22	5729021	3200	\$583.57	0	\$0.00	\$0.00	\$583.57
22	5729021	7400	\$21,256.59	1	\$21,256.59	\$0.00	\$0.00
22	5729022	1200	\$458,846.24	0.87520778	\$401,585.80	\$0.00	\$57,260.44
22	5729022	2200	\$18,506.34	0.14533236	\$2,689.57	\$0.00	\$15,816.77
22	5729022	3200	\$1,901.87	1	\$1,901.87	\$0.00	\$0.00
22	5729022	3200	\$4,000.00	0.95612	\$3,824.48	\$61.50	\$114.02
22	5729121	1100	\$166,284.55	0.17744878	\$29,506.99	\$0.00	\$136,777.56
22	5729121	7400	\$9,723.20	1	\$8,723.20	\$0.00	\$0.00
22	5729122	1100	\$210,785.34	0.12872299	\$27,132.92	\$103,637.13	\$80,015.29
22	5729221	1100	\$10,107.88	1	\$10,107.88	\$0.00	\$0.00
22	5729221	2200	\$0.00		\$0.00	\$0.00	\$0.00
22	5729222	1100	\$15,690.39	1	\$15,690.39	\$0.00	\$0.00
22	5849022	1100	\$26,600.00	0.48220414	\$12,826.63	\$12,894.16	\$879.21
22	5849022	2200	\$45,637.48	0.39455312	\$18,006.41	\$0.00	\$27,631.07
22	5849022	3200	\$3,343.86	0.87669938	\$2,931.56	\$189.31	\$222.99
22	5879021	1200	\$1,678.80	0.99912437	\$1,677.33	\$0.00	\$1.47
22	5879021	7400	\$1,779.09	1	\$1,779.09	\$0.00	\$0.00
22	5879022	1200	\$41,045.46	0.88917069	\$36,496.42	\$0.00	\$4,549.04
22	5879121	1200	\$4,629.13	0.97188889	\$4,499.00	\$0.00	\$130.13
22	5879121	2200	\$546.62	0	\$0.00	\$0.00	\$546.62
22	5879122	1200	\$16,204.57	0	\$0.00	\$0.00	\$16,204.57
22	5879122	1200	\$2,500.00	0	\$0.00	\$0.00	\$2,500.00
22	5879122	2200	\$5,326.44	0	\$0.00	\$0.00	\$5,326.44
22	5909021	1100	\$0.00		\$0.00	\$0.00	\$0.00
22	5909021	2200	\$102,138.29	0.16145698	\$16,490.94	\$0.00	\$85,647.35
22	5909021	3200	\$1,166.63	0.68487867	\$799.00	\$0.00	\$367.63
22	5909021	7400	\$25,587.08	1	\$25,587.08	\$0.00	\$0.00
22	5909022	1200	\$78,102.00	0.80967568	\$63,237.29	\$0.00	\$14,864.71
22	5909022	2200	\$120,029.55	0.7117564	\$85,431.80	\$25,770.59	\$8,827.16
22	5909022	3200	\$11,518.92	0.74572963	\$8,590.00	\$424.22	\$2,604.70
22	5999021	1100	\$20,000.00	0.2677005	\$5,354.01	\$0.00	\$14,645.99
22	5999021	2200	\$26,155.21	0.03814766	\$997.76	\$0.00	\$25,157.45
22	5999021	3200	\$718.81	0.83332174	\$599.00	\$0.00	\$119.81
22	5999021	7400	\$20,498.15	1	\$20,498.15	\$0.00	\$0.00
22	5999022	3100	\$128,700.00	0	\$0.00	\$117,897.87	\$10,802.13
TOTALS			\$132,321,369.72				

Medina City Schools

Check Register For

June 2022

7/12/22

2:07 PM

Check Date	Check Number	Vendor Name	Transaction Amount
06/01/2022	V699595	MEMO - BANK OF NEW YORK	\$411,118.25
06/01/2022	V699596	MEMO - BANK OF NEW YORK	\$84,400.00
06/01/2022	V701877	MEMO MET LIFE INSURANCE	\$3,540.25
06/01/2022 - Total			\$499,058.50
06/02/2022	V699594	GORDON FOOD SERVICE	\$3,779.31
06/02/2022	V700998	MEMO - WESTFIELD BANK	\$725.62
06/02/2022	V701876	MEMO - A&M ENDEAVORS LLC	\$54.95
06/02/2022 - Total			\$4,559.88
06/03/2022	700905	F.C.P.E	\$135.00
06/03/2022	700906	KIDS FIRST	\$22.00
06/03/2022	700907	OAPSE	\$4,783.70
06/03/2022	700908	KEITH L RUCINSKI, CHAPTER 13 TRSTEE	\$1,268.77
06/03/2022	700909	OHIO EDUCATION ASSOCIATION	\$372.20
06/03/2022	700910	PEOPLE QUALIFIED COMMITTEE	\$25.05
06/03/2022	V700903	OHIO DEPT OF ED - MEMO CK	\$52,551.00
06/03/2022	V700953	MEMO - MEDICAL MUTUAL	\$90,357.47
06/03/2022 - Total			\$149,515.19
06/10/2022	V700954	MEMO - MEDICAL MUTUAL	\$172,347.83
06/10/2022	V701015	MEMO-CAPITAL ONE	\$35,790.09
06/10/2022 - Total			\$208,137.92
06/14/2022	699597	KAREN PLATZ	\$340.00
06/14/2022	699598	ASHLEY SHAFFER	\$34.45
06/14/2022	699599	BRIDGET SZAKACS	\$51.55
06/14/2022	699600	BRITTANY O'DONOGHUE	\$5.00
06/14/2022	699601	CHRISTINA GALVIN	\$5.00
06/14/2022	699602	CONNIE KURKO	\$6.00
06/14/2022	699603	DANIEL TROIA	\$68.10
06/14/2022	699604	DANIELLA HENSLEY	\$20.54
06/14/2022	699605	GERTRUD IVANOV	\$9.80
06/14/2022	699606	GRETCHEN DARRELL	\$84.75
06/14/2022	699607	KATHLEEN STEIN	\$15.50
06/14/2022	699608	LAURA BARAZDA	\$11.10
06/14/2022	699609	LAURIE ZACCARO	\$20.70

Medina City Schools

Check Register For

June 2022

7/12/22

2:07 PM

Check Date	Check Number	Vendor Name	Transaction Amount
06/14/2022	699610	MAREN SCHWEEN	\$4.99
06/14/2022	699611	MARK RYNEER	\$35.00
06/14/2022	699612	ROBERT HENIGHAN	\$50.00
06/14/2022	699613	SALLY MARDAVICH	\$157.30
06/14/2022	699614	SCOTT DEIGHTON	\$16.15
06/14/2022	699615	SONJA PETROVIC	\$22.98
06/14/2022	699616	SONYA KLAAS	\$52.45
06/14/2022	699617	SUE RITTER	\$66.25
06/14/2022	699618	SUSAN SIEMBOR	\$35.10
06/14/2022	699619	TERI ANDERSON	\$9.50
06/14/2022	699620	THERESA METZ	\$1.85
06/14/2022	699622	AMY WEIL	\$1,077.10
06/14/2022	699623	ADRIANE KERR	\$538.55
06/14/2022	699624	ALAN BERGSTRESSER	\$538.55
06/14/2022	699625	ALEXANDER LEMKE	\$538.55
06/14/2022	699626	ASHLEY CSEPE	\$807.82
06/14/2022	699627	BALAMURUGAN LAE CHIMANAN	\$538.55
06/14/2022	699628	BRETT GEBHART	\$538.55
06/14/2022	699629	BRIAN OR COURTNEY DILANNI	\$1,615.65
06/14/2022	699630	BRITTANY BECKWITH	\$538.55
06/14/2022	699631	CAROLYN HELLER	\$1,077.10
06/14/2022	699632	CHRISTINE BRETTHAUER	\$538.55
06/14/2022	699633	COLLEEN RUSNAK	\$538.55
06/14/2022	699634	EMILY SUHADOLNIK	\$538.55
06/14/2022	699635	JILLIAN WILLIAMS	\$538.55
06/14/2022	699636	KURTIS TYLER FORSTNER	\$538.55
06/14/2022	699637	MARYANN & JONATHAN SIEFKER	\$1,077.10
06/14/2022	699638	MEHMET ERAY TULAY	\$538.55
06/14/2022	699639	MIRANDA MARTIN	\$538.55
06/14/2022	699640	ROB & CAROLYN CHURGOVICH	\$1,077.10
06/14/2022	699641	SANDRA OR LLOYD ROSS	\$1,077.10
06/14/2022	699642	SARAH & STEPHEN BYRNE	\$538.55
06/14/2022	699643	STEPHANIE ARTHUR	\$538.55

Medina City Schools

Check Register For

June 2022

7/12/22

2:07 PM

Check Date	Check Number	Vendor Name	Transaction Amount
06/14/2022	699644	STEVEN MOORE	\$1,077.10
06/14/2022	699645	SUMMER HASTINGS	\$538.55
06/14/2022	699646	TAMMY KORYLKO-CARNY	\$538.55
06/14/2022	699647	TONYA BEACH FULLER	\$1,077.10
06/14/2022	699648	WHITNEY MURRELL	\$538.55
06/14/2022	699649	AAA STATE OF PLAY	\$1,225.00
06/14/2022	699650	ACCO BRANDS USA LLC	\$362.00
06/14/2022	699651	ACHIEVEMENT CENTERS FOR CHILDREN	\$1,600.00
06/14/2022	699652	ADVANCE AUTO PARTS	\$21.14
06/14/2022	699653	AG DESIGN, INC	\$7,890.00
06/14/2022	699654	AKRON BEARING COMPANY INC.	\$236.57
06/14/2022	699655	AKRON CHILDRENS HOSPITAL	\$67,473.47
06/14/2022	699656	ALBRIGHT SECURITY CENTER INC.	\$8.00
06/14/2022	699657	ALDRIDGE FOLDERS (DBA)	\$531.00
06/14/2022	699658	AMERICAN LEGION POST 202	\$550.00
06/14/2022	699659	ARMSTRONG UTILITIES INC.	\$840.02
06/14/2022	699660	AUDITOR OF STATE'S OFFICE	\$574.00
06/14/2022	699661	BELLEFAIRE JEWISH CHILDREN'S	\$17,376.82
06/14/2022	699662	NEW DAIRY HOLDCO, LLC.	\$4,854.47
06/14/2022	699663	WED CORPORATION	\$2,025.00
06/14/2022	699664	BUZZARD TOOLS LLC	\$1,531.89
06/14/2022	699665	CAPP USA INC.	\$1,081.82
06/14/2022	699666	CARDINAL BUS SALES & SERV INC	\$4,285.90
06/14/2022	699667	CFL VENDING MACHINE REPAIR LLC	\$104.00
06/14/2022	699668	CHICK-FIL-A MEDINA	\$214.15
06/14/2022	699669	CHRISTOPHER HOWELLS	\$2,000.00
06/14/2022	699670	CITY OF MEDINA (WATER DEPT.)	\$14,806.08
06/14/2022	699671	CITY OF MEDINA (CIVIL SERVICE)	\$19,704.99
06/14/2022	699672	CLEVELAND CLINIC ATWORK	\$2,250.00
06/14/2022	699673	CLEVELAND PLUMBING SUPPLY CO.	\$11.14
06/14/2022	699674	CONTINENTAL PRESS, INC	\$4,685.80
06/14/2022	699675	CROWN TROPHY OF MEDINA	\$742.00
06/14/2022	699676	DAMON INDUSTRIES INC	\$6,395.00

Medina City Schools Check Register For June 2022

7/12/22

2:07 PM

Check Date	Check Number	Vendor Name	Transaction Amount
06/14/2022	699677	DOMINICS PIZZA & JO JO'S BAR	\$531.00
06/14/2022	699678	EDUCATIONAL SERVICE CENTER	\$36,322.00
06/14/2022	699679	ELECTRICAL APPLIANCE REPAIR	\$411.35
06/14/2022	699680	ELIZABETH KISSNER	\$24.60
06/14/2022	699681	ESC OF MEDINA COUNTY	\$27,842.63
06/14/2022	699682	FARMERS EXCHANGE CO INC	\$23.21
06/14/2022	699683	BC TECHNOLOGIES COMPANY	\$382.50
06/14/2022	699684	FLINN SCIENTIFIC INC.	\$560.25
06/14/2022	699685	FRONTIER NORTH INC	\$4,629.92
06/14/2022	699686	GARLAND/DBS, INC.	\$70,098.60
06/14/2022	699687	GCL EDUCATION SERVICES LLC.	\$4,620.00
06/14/2022	699688	GENE PTACEK & SON	\$805.00
06/14/2022	699689	GENERAL MAINTENANCE	\$410.00
06/14/2022	699690	GRAINGER SUPPLY CO	\$2,238.98
06/14/2022	699691	GRIZZLY AUTO & TIRE	\$713.59
06/14/2022	699692	GREENWOOD PUBLISHING GROUP, LLC.	\$209.00
06/14/2022	699693	HERSHEY CREAMERY CO	\$487.56
06/14/2022	699694	HITOUCH BUSINESS SERVICES	\$900.00
06/14/2022	699695	HOUSE OF FLOWERS BOUTIQUE	\$206.00
06/14/2022	699696	IMPACT GROUP PUBLIC RELATIONS	\$2,525.00
06/14/2022	699697	INNOVATIVE SOLUTIONS DISTRIBUTION	\$2,080.00
06/14/2022	699698	INTEGRITY SPORT TEAM SALES, LLC	\$9,239.75
06/14/2022	699699	JOHN R GREEN CO.	\$239.19
06/14/2022	699700	LANGUAGE CIRCLE ENTERPRISES, INC.	\$291.00
06/14/2022	699701	LEARNWELL	\$59.85
06/14/2022	699702	LODI LUMBER CO	\$96.18
06/14/2022	699703	MARS ELECTRIC CO.	\$135.81
06/14/2022	699704	MCGRAW-HILL SCHOOL EDU. LLC	\$9,534.72
06/14/2022	699705	MCMASTER-CARR SUPPLY COMPANY	\$69.24
06/14/2022	699706	MCS FOOD SERVICE DEPT.	\$1,614.25
06/14/2022	699707	MEDINA CITY SCHOOLS	\$5,995.37
06/14/2022	699708	MEDINA CITY SCHOOLS - BUSINESS DEPT	\$519.59
06/14/2022	699709	MEDINA CITY SCHOOLS	\$48,852.16

Medina City Schools

Check Register For

June 2022

7/12/22

2:07 PM

Check Date	Check Number	Vendor Name	Transaction Amount
06/14/2022	699710	MEDINA HARDWARE INC	\$67.94
06/14/2022	699711	MIDLAND HARDWARE COMPANY	\$172.00
06/14/2022	699712	MINUTEMAN PRESS	\$495.92
06/14/2022	699713	MNJ TECHNOLOGIES DIRECT INC	\$1,380.00
06/14/2022	699714	MONTVILLE POLICE DEPARTMENT	\$790.00
06/14/2022	699715	MORGAN AMEND	\$1,282.50
06/14/2022	699716	MULTI VENDOR PO VENDOR NUMBER	\$310.00
06/14/2022	699717	MUSIC THERAPY ENRICHMENT CENTER	\$786.00
06/14/2022	699718	NEOLA INC.	\$1,295.00
06/14/2022	699719	NICHOLS PAPER & SUPPLY CO.	\$1,460.63
06/14/2022	699720	NICKLES BAKERY	\$149.59
06/14/2022	699721	NORTH GATEWAY TIRE CO INC	\$185.55
06/14/2022	699722	OAPSA	\$80.00
06/14/2022	699723	OASBO	\$25.00
06/14/2022	699724	OHIO DEPARTMENT OF COMMERCE	\$1,020.75
06/14/2022	699725	OHIO EDISON COMPANY	\$49,060.53
06/14/2022	699726	OHIO JUNIOR CLASSICAL LEAGUE	\$514.00
06/14/2022	699727	OHIO SCHOOLS COUNCIL	\$11,526.00
06/14/2022	699728	OHSGLCA	\$35.00
06/14/2022	699729	ORLO AUTO PARTS INC	\$179.11
06/14/2022	699730	P & A ADMINISTRATIVE SERVICES	\$96.00
06/14/2022	699731	PAYTON NIELSEN	\$610.00
06/14/2022	699732	QUADIENT LEASING USA, INC.	\$937.35
06/14/2022	699733	RENTEQUIP INC.	\$68.90
06/14/2022	699734	ROBERTS ROOFING CO	\$106,439.85
06/14/2022	699735	ROJEN COMPANY	\$90.80
06/14/2022	699736	RUMPKE OF OHIO INC	\$1,413.46
06/14/2022	699737	SC STRATEGIC SOLUTIONS LLC	\$1,027.50
06/14/2022	699738	SCHOLASTIC BOOK CLUBS INC	\$453.00
06/14/2022	699739	SCHOLASTIC, INC.	\$477.94
06/14/2022	699740	SCRUBBER CITY INC	\$368.82
06/14/2022	699741	SHERWIN WILLIAMS COMPANY	\$586.35
06/14/2022	699742	SHUTTERFLY LIFETOUCH LLC	\$457.85

Medina City Schools Check Register For June 2022

7/12/22

2:07 PM

Check Date	Check Number	Vendor Name	Transaction Amount
06/14/2022	699743	STEPHANIE M. BOWLIN	\$215.72
06/14/2022	699744	SPECTRUM REACH	\$2,026.50
06/14/2022	699745	SPORTS IMPORTS INC	\$7,132.40
06/14/2022	699746	STAPLES INC	\$199.98
06/14/2022	699747	SUBURBAN SCHOOL TRANSPORTATION	\$63,221.09
06/14/2022	699748	SUMMER REINFORCEMENT PROGRAM, INC.	\$5,400.00
06/14/2022	699749	SUMMIT COUNTY ESC	\$13,921.60
06/14/2022	699750	SUPECK SEPTIC SERVICES LLC.	\$481.25
06/14/2022	699751	TAYLOR CONSULTING GROUP	\$8,732.00
06/14/2022	699752	TEACHER'S DISCOVERY	\$56.74
06/14/2022	699753	THE BANK OF NEW YORK MELLON	\$1,250.00
06/14/2022	699754	THOMAS G MCKENNA	\$250.00
06/14/2022	699755	TIMOTHY J MCGOLDRICK	\$300.00
06/14/2022	699756	TRANSPORTATION ACCESSORIES CO, INC.	\$804.00
06/14/2022	699757	TRECA DIGITAL ACADEMY	\$10,525.43
06/14/2022	699758	UNITED RENTALS (N AMERICA) INC	\$160.00
06/14/2022	699759	WARD'S SCIENCE	\$188.51
06/14/2022	699760	WATERLOGIC AMERICAS LLC	\$59.95
06/14/2022	699761	WELLINGTON IMPLEMENT CO. INC.	\$88.89
06/14/2022	699762	WHITE HOUSE ARTESIAN SPRINGS	\$15.50
06/14/2022	699763	WILLIAM H SADLER INC.	\$9,307.27
06/14/2022	699764	WOLFF BROS. SUPPLY INC.	\$491.51
06/14/2022	699765	WORLD TRUCK TOWING & RECOVERY, INC.	\$217.50
06/14/2022	V699621	MARCIA J KOMAR	\$100.00
06/14/2022	V699766	ACA TRACK LLC.	\$2,586.00
06/14/2022	V699767	ACHIEVEMENT ADVANTAGE	\$3,225.00
06/14/2022	V699768	AIRGAS USA LLC	\$51.89
06/14/2022	V699769	ALAN T ROLAND	\$120.00
06/14/2022	V699771	AMAZON.COM	\$7,467.45
06/14/2022	V699772	ANTHONY BELSITO	\$440.00
06/14/2022	V699773	DEBORAH DAWN BLASCAK	\$71.90
06/14/2022	V699774	BLICK ART MATERIALS LLC	\$224.92
06/14/2022	V699775	ELIZABETH A BONDI	\$17.14

Medina City Schools Check Register For June 2022

7/12/22

2:07 PM

Check Date	Check Number	Vendor Name	Transaction Amount
06/14/2022	V699776	BSN SPORTS LLC	\$15,675.28
06/14/2022	V699777	CDWG	\$1,317.90
06/14/2022	V699778	CHRISTIA MATTEY	\$2,653.56
06/14/2022	V699779	CLEVELAND CLINIC CENTER	\$30,308.40
06/14/2022	V699780	DISCOUNT SCHOOL SUPPLY	\$913.37
06/14/2022	V699781	EAI EDUCATION	\$177.23
06/14/2022	V699782	EASY GRAPHICS CORP	\$16,400.00
06/14/2022	V699783	SANDRA ENID EISENMANN	\$88.92
06/14/2022	V699784	ENTERPRISE FM TRUST	\$8,468.72
06/14/2022	V699785	GABRIELE KNAFLICH	\$1,200.00
06/14/2022	V699786	GOODWILL INDUSTRIES AKRON INC	\$2,541.00
06/14/2022	V699787	SHELLY A JANSEN	\$150.93
06/14/2022	V699788	LLA THERAPY, LLC.	\$38,404.50
06/14/2022	V699789	LEXIA LEARNING SYSTEMS LLC	\$118.00
06/14/2022	V699790	MEDINA COUNTY PORT AUTHORITY	\$853.00
06/14/2022	V699791	MICHAEL L WESNER	\$3,369.13
06/14/2022	V699792	ANGELA LYNN MORMAN	\$15.37
06/14/2022	V699793	MICHAEL F MOZINGO	\$141.83
06/14/2022	V699794	MUSIC AND ARTS	\$1,633.00
06/14/2022	V699795	NEW STORY SCHOOLS OF OHIO	\$7,700.00
06/14/2022	V699796	PSI AFFILIATES INC.	\$20,043.66
06/14/2022	V699797	QUILL CORPORATION	\$1,517.06
06/14/2022	V699798	REINHARDT SUPPLY COMPANY	\$4,920.39
06/14/2022	V699799	JESSICA ELLIOTT ROSS	\$210.54
06/14/2022	V699800	SCHOOL SPECIALTY, LLC.	\$625.97
06/14/2022	V699801	SHELLEY MACK	\$714.00
06/14/2022	V699802	SPORTSWORLD	\$717.50
06/14/2022	V699803	SARAH E STEVENS	\$85.00
06/14/2022	V699804	TRACI N SWANTEK	\$59.62
06/14/2022	V699805	ELISA TEDONA	\$602.63
06/14/2022	V699806	USA CUSTOM APPAREL LLC	\$1,670.25
06/14/2022	V699807	CHAD MICHAEL WILSON	\$37.80
06/14/2022	V699808	TECHNOLOGY ENGINEERING GROUP, LLC	\$14,701.50

Medina City Schools

Check Register For

June 2022

7/12/22

2:07 PM

Check Date	Check Number	Vendor Name	Transaction Amount
06/14/2022	V699809	AIR RITE SERVICES, INC (V-CARD)	\$183.68
06/14/2022	V699811	CINTAS CORPORATION (V-CARD)	\$1,240.60
06/14/2022	V699812	FOLLETT SCHOOL SOLUTIONS (V-CARD)	\$195.00
06/14/2022	V699813	POINT SPRING & DRIVESHAFT (V-CARD)	\$419.68
06/14/2022	V699814	RENAISSANCE LEARNING INC	\$53,674.48
06/14/2022	V699815	W.B. MASON CO. INC. (V-CARD)	\$19.54
06/14/2022 - Total			\$973,792.21
06/16/2022	699816	ABIGAIL HOVORKA	\$500.00
06/16/2022	699817	AIDAN BRANDT	\$500.00
06/16/2022	699818	AIDEN CASSEL	\$1,000.00
06/16/2022	699819	ALAINA HARRIS	\$500.00
06/16/2022	699820	ALEXA TRAVIS	\$1,000.00
06/16/2022	699821	ALEXANDRIA HENRY	\$1,000.00
06/16/2022	699822	ALEXIS BOWMAN	\$1,000.00
06/16/2022	699823	ALEXIS METZ	\$1,000.00
06/16/2022	699824	ALYSSA FERRARI	\$1,000.00
06/16/2022	699825	ALYSSA SAMPSON	\$1,000.00
06/16/2022	699826	ANDREW DELAC	\$1,500.00
06/16/2022	699827	ANDREW TALBERT	\$1,000.00
06/16/2022	699828	ASHLEY CHAVAYDA	\$1,000.00
06/16/2022	699829	BRAD HEYDUK	\$1,000.00
06/16/2022	699830	BRADON TIMMS	\$500.00
06/16/2022	699831	BRYCE BEECH	\$500.00
06/16/2022	699832	BRYN HEATH	\$1,000.00
06/16/2022	699833	CAMERON HOUGH	\$1,000.00
06/16/2022	699834	CAMERON LYNKEY	\$1,000.00
06/16/2022	699835	CHLOE WISE	\$1,000.00
06/16/2022	699836	CLARE TSCHANNEN	\$1,000.00
06/16/2022	699837	CLAYTON DYER	\$1,000.00
06/16/2022	699838	DAPHNE CANFIELD	\$1,000.00
06/16/2022	699839	DYLAN O'DEAR	\$1,000.00
06/16/2022	699840	ELISE BRENNER	\$1,000.00
06/16/2022	699841	ELLA PICKENS	\$1,000.00

Medina City Schools

Check Register For

June 2022

7/12/22

2:07 PM

Check Date	Check Number	Vendor Name	Transaction Amount
06/16/2022	699842	EMILY BOCCIO	\$1,000.00
06/16/2022	699843	EMILY BRAND	\$250.00
06/16/2022	699844	ETHAN MARDOVIN	\$1,000.00
06/16/2022	699845	GABI ILG	\$1,500.00
06/16/2022	699846	GABRIEL ZIMMERMAN	\$1,000.00
06/16/2022	699847	GRACE BRANDT	\$500.00
06/16/2022	699848	GWENDELYN NAGEL	\$1,000.00
06/16/2022	699849	HANNAH MCLEOD	\$500.00
06/16/2022	699850	HARRISON MANCINI	\$1,000.00
06/16/2022	699851	ISABELLE WAGNER	\$1,000.00
06/16/2022	699852	JESSICA KANCLER	\$1,000.00
06/16/2022	699853	JOE MALBIN	\$500.00
06/16/2022	699854	JORDAN WALKER	\$1,000.00
06/16/2022	699855	JOSEPH DESARIO	\$500.00
06/16/2022	699856	KADEN RUPERT	\$1,000.00
06/16/2022	699857	KAITLYN HRIPKO	\$1,000.00
06/16/2022	699858	KATE STUMP	\$500.00
06/16/2022	699859	KATHERINE LARUSSA	\$1,000.00
06/16/2022	699860	KAYLA KUTCEL	\$1,000.00
06/16/2022	699861	KELLY KRAUSS	\$1,000.00
06/16/2022	699862	KIRA BALLINGER	\$1,000.00
06/16/2022	699863	KYLE MARUNA	\$1,000.00
06/16/2022	699864	KYLER CUSICK	\$500.00
06/16/2022	699865	LAILA ODEH	\$400.00
06/16/2022	699866	LILIA JACKSON	\$1,000.00
06/16/2022	699867	LINDSAY KURT	\$1,000.00
06/16/2022	699868	LUCY O'CULL	\$500.00
06/16/2022	699869	MAKENNA WHITE	\$1,000.00
06/16/2022	699870	MEGAN MALLOY	\$1,000.00
06/16/2022	699871	MIA REESE	\$1,000.00
06/16/2022	699872	MIRANDA BOYD	\$1,000.00
06/16/2022	699873	MITCHEL SIMMERLY	\$1,000.00
06/16/2022	699874	MOLLY HEATON	\$1,000.00

Medina City Schools

Check Register For

June 2022

7/12/22

2:07 PM

Check Date	Check Number	Vendor Name	Transaction Amount
06/16/2022	699875	MORGAN METZ	\$1,000.00
06/16/2022	699876	NICHOLAS MANLEY	\$1,000.00
06/16/2022	699877	NICHOLAS STUMP	\$500.00
06/16/2022	699878	NICHOLAS SZANTY	\$1,000.00
06/16/2022	699879	NICHOLAS VUKOVICH	\$1,000.00
06/16/2022	699880	NINA ALACHNIEWICZ	\$1,000.00
06/16/2022	699881	NOLAN COSTELLO	\$1,000.00
06/16/2022	699882	OLIVER O'CULL	\$500.00
06/16/2022	699883	OLIVIA EHAS	\$1,000.00
06/16/2022	699884	OLIVIA ROSE	\$1,000.00
06/16/2022	699885	OTTO WEIGHT	\$1,000.00
06/16/2022	699886	PARTH PATEL	\$1,000.00
06/16/2022	699887	PAUL J. DESARIO	\$500.00
06/16/2022	699888	PEYTON COOK	\$1,000.00
06/16/2022	699889	PEYTON PASADYN	\$1,000.00
06/16/2022	699890	RILEY FUREY	\$500.00
06/16/2022	699891	SAMUEL EVRARD	\$1,000.00
06/16/2022	699892	SHANNON LANG	\$1,000.00
06/16/2022	699893	STEPHANIE FOX	\$1,000.00
06/16/2022	699894	THOMAS FUREY	\$500.00
06/16/2022	699895	TRISTA MELCHER	\$1,000.00
06/16/2022	699896	ABC FIRE INC	\$1,965.00
06/16/2022	699897	AG-PRO OHIO LLC	\$566.33
06/16/2022	699898	ALAYNA WARRINGTON	\$35.49
06/16/2022	699899	ALBRIGHT SECURITY CENTER INC.	\$14.00
06/16/2022	699900	APPLE INC.	\$295.00
06/16/2022	699901	BATTELLE FOR KIDS	\$2,200.00
06/16/2022	699902	CAPP USA INC.	\$456.57
06/16/2022	699903	CARDINAL BUS SALES & SERV INC	\$2,014.22
06/16/2022	699904	CENTERRA CO-OP	\$33,795.44
06/16/2022	699905	COLUMBIA GAS OF OHIO INC	\$246.11
06/16/2022	699906	CROSSROADS HOME EXTERIORS LLC	\$500.00
06/16/2022	699907	DAMON INDUSTRIES INC	\$748.41

Medina City Schools

Check Register For

June 2022

7/12/22

2:07 PM

Check Date	Check Number	Vendor Name	Transaction Amount
06/16/2022	699908	FARMERS EXCHANGE CO INC	\$115.89
06/16/2022	699909	FLOWPATH CORPORATION, INC.	\$999.00
06/16/2022	699910	HOME DEPOT CREDIT SERVICES	\$395.75
06/16/2022	699911	HOUSE OF FLOWERS BOUTIQUE	\$73.50
06/16/2022	699912	LEARNWELL	\$837.90
06/16/2022	699913	MEDINA CITY SCHOOLS	\$1,951.25
06/16/2022	699914	MEDINA HARDWARE INC	\$37.68
06/16/2022	699915	MICHIGAN COMPANY INC	\$2,824.92
06/16/2022	699916	MIDLAND HARDWARE COMPANY	\$47.00
06/16/2022	699917	MIKE CAPEZUTO	\$70.00
06/16/2022	699918	NAEYC	\$1,420.00
06/16/2022	699919	NICHOLS PAPER & SUPPLY CO.	\$500.04
06/16/2022	699920	OHIO EDISON COMPANY	\$201.38
06/16/2022	699921	ORLO AUTO PARTS INC	\$1,937.00
06/16/2022	699922	PAYTON NIELSEN	\$1,215.00
06/16/2022	699923	SC STRATEGIC SOLUTIONS LLC	\$3,165.80
06/16/2022	699924	SHERWIN WILLIAMS COMPANY	\$68.19
06/16/2022	699925	SMETZER'S TIRE CENTER INC.	\$1,185.00
06/16/2022	699926	THINK SOCIAL PUBLISHING INC	\$35.68
06/16/2022	699927	STEARNS VIOLINS INC.	\$870.00
06/16/2022	699928	STERLING PAPER CO	\$674.90
06/16/2022	699929	SUMMIT COUNTY ESC	\$4,432.05
06/16/2022	699930	SUPECK SEPTIC SERVICES LLC.	\$240.00
06/16/2022	699931	TOTAL EDUCATION SOLUTIONS, INC.	\$8,295.96
06/16/2022	699932	UNITED RENTALS (N AMERICA) INC	\$310.00
06/16/2022	699933	VERIZON WIRELESS	\$161.96
06/16/2022	699934	WOLFF BROS. SUPPLY INC.	\$150.31
06/16/2022	V699935	ABC THERAPY, LTD	\$16,576.53
06/16/2022	V699936	AMAZON.COM	\$1,147.34
06/16/2022	V699937	BRICKER & ECKLER LLP	\$1,125.00
06/16/2022	V699938	EASY GRAPHICS CORP	\$250.00
06/16/2022	V699939	ENVIRONMENTAL DESIGN GROUP, LLC.	\$5,050.00
06/16/2022	V699940	JOHNSON CONTROLS FIRE PROT	\$300.00

Medina City Schools Check Register For June 2022

7/12/22

2:07 PM

Check Date	Check Number	Vendor Name	Transaction Amount
06/16/2022	V699941	JULIE ANN MCCABE	\$53.94
06/16/2022	V699942	MUSIC AND ARTS	\$90.00
06/16/2022	V699943	ANGELA RAE SELLARS	\$36.91
06/16/2022	V699944	SHAR MUSIC	\$35.36
06/16/2022	V699945	DANIEL JOSEPH SMITH	\$19.77
06/16/2022	V699946	PAUL M WORSENCROFT	\$39.66
06/16/2022	V699947	AIR RITE SERVICES, INC (V-CARD)	\$507.36
06/16/2022	V699948	AUTO-JET MUFFLER CORP. (V-CARD)	\$337.58
06/16/2022	V699949	CINTAS CORPORATION (V-CARD)	\$116.00
06/16/2022	V699950	POINT SPRING & DRIVESHAFT (V-CARD)	\$716.51
06/16/2022	V699951	ROBERT J. VERNAK (V-CARD)	\$433.00
06/16/2022	V699952	W.B. MASON CO. INC. (V-CARD)	\$42.90
06/16/2022 - Total			\$173,080.59
06/17/2022	700924	CENTRAL COLLECTION AGENCY	\$109.59
06/17/2022	700925	CITY OF AKRON	\$324.23
06/17/2022	700926	CITY OF BRUNSWICK	\$227.27
06/17/2022	700927	CITY OF LAKEWOOD	\$218.77
06/17/2022	700928	CITY OF PARMA	\$287.06
06/17/2022	700929	F.C.P.E	\$135.00
06/17/2022	700930	KIDS FIRST	\$22.00
06/17/2022	700931	OAPSE	\$4,782.03
06/17/2022	700932	KEITH L RUCINSKI, CHAPTER 13 TRSTEE	\$1,268.77
06/17/2022	700933	OHIO EDUCATION ASSOCIATION	\$372.10
06/17/2022	700934	PEOPLE QUALIFIED COMMITTEE	\$25.05
06/17/2022	700935	R.I.T.A.	\$55,186.73
06/17/2022	V700904	OHIO DEPT OF ED - MEMO CK	\$52,526.45
06/17/2022	V700911	MEMO-FLEXSAVE	\$9,514.94
06/17/2022	V700912	MEDINA CITY SCHOOLS FOUNDATION	\$69.00
06/17/2022	V700913	MEMO - SERS - BOARD	\$61,132.81
06/17/2022	V700914	MEMO - STRS - BOARD	\$252,236.28
06/17/2022	V700915	MEMO -EFTPS - TAXES	\$270,231.98
06/17/2022	V700916	MEMO -MEDINA CITY SCHOOLS	\$421,891.77
06/17/2022	V700917	MEMO --S E R S - EMPLOYEE	\$44,135.40

Medina City Schools Check Register For June 2022

7/12/22

2:07 PM

Check Date	Check Number	Vendor Name	Transaction Amount
06/17/2022	V700918	MEMO --S T R S - EMPLOYEE	\$263,539.25
06/17/2022	V700919	OHIO BUSINESS GATEWAY	\$52,281.59
06/17/2022	V700920	OHIO CHILD SUPPORT PAYMENT CENTRAL	\$1,803.02
06/17/2022	V700921	MEMO - OMNI	\$46,489.71
06/17/2022	V700922	TRUSTMARK VOLUNTARY BENEFITS	\$1,933.86
06/17/2022	V700923	UNITED WAY MEDINA & SUMMIT CO	\$93.16
06/17/2022	V700936	MEMO-FLEXSAVE	\$283.10
06/17/2022	V700937	MEDINA CITY SCHOOLS FOUNDATION	\$69.00
06/17/2022	V700938	MEDINA CITY TEACHERS ASSOC	\$37,542.75
06/17/2022	V700939	MEMO - SERS - BOARD	\$66,740.86
06/17/2022	V700940	MEMO - STRS - BOARD	\$245,202.19
06/17/2022	V700941	MEMO -EFTPS - TAXES	\$281,001.09
06/17/2022	V700942	MEMO -MEDINA CITY SCHOOLS	\$432,646.04
06/17/2022	V700943	MEMO MET LIFE INSURANCE	\$4,873.14
06/17/2022	V700944	MEMO --S E R S - EMPLOYEE	\$48,141.12
06/17/2022	V700945	MEMO --S T R S - EMPLOYEE	\$256,395.41
06/17/2022	V700946	OHIO BUSINESS GATEWAY	\$53,583.68
06/17/2022	V700947	OHIO CHILD SUPPORT PAYMENT CENTRAL	\$1,803.02
06/17/2022	V700948	MEMO - OMNI	\$73,519.71
06/17/2022	V700949	SCHOOL DISTRICT INCOME TAX	\$3,712.38
06/17/2022	V700950	TRUSTMARK VOLUNTARY BENEFITS	\$1,933.86
06/17/2022	V700951	UNITED WAY MEDINA & SUMMIT CO	\$93.16
06/17/2022	V700952	WORKERS COMP MEMO	\$21,076.99
06/17/2022	V700955	MEMO - MEDICAL MUTUAL	\$141,003.18
06/17/2022 - Total			\$3,210,458.50
06/21/2022	V700956	MEMO - MEDICAL MUTUAL	\$62,506.74
06/21/2022 - Total			\$62,506.74
06/23/2022	700958	AG-PRO OHIO LLC	\$467.00
06/23/2022	700959	AIR CONTROL PRODUCTS	\$216.36
06/23/2022	700960	AKRON BEARING COMPANY INC.	\$1,063.21
06/23/2022	700961	AKRON CHILDRENS HOSPITAL	\$30,043.31
06/23/2022	700962	APOLLO PEST CONTROL COMPANY	\$628.00
06/23/2022	700963	ARAMARK SPORTS & ENTERTAINMENT, LLC	\$905.69

Medina City Schools

Check Register For

June 2022

7/12/22

2:07 PM

Check Date	Check Number	Vendor Name	Transaction Amount
06/23/2022	700964	ARMSTRONG UTILITIES INC.	\$149.95
06/23/2022	700965	ASCA	\$189.00
06/23/2022	700966	COLUMBIA GAS OF OHIO INC	\$5,335.58
06/23/2022	700967	CUYAHOGA COMMUNITY COLLEGE	\$650.32
06/23/2022	700968	DE LAGE LANDEN FINANCIAL	\$1,596.99
06/23/2022	700969	EDITORIAL PROJECTS IN EDUCATION INC	\$97.00
06/23/2022	700970	MACKIN BOOK COMPANY	\$2,372.88
06/23/2022	700971	MCMASTER-CARR SUPPLY COMPANY	\$430.18
06/23/2022	700972	MEDINA HARDWARE INC	\$36.90
06/23/2022	700973	MINUTEMAN PRESS	\$81.02
06/23/2022	700974	OHIO EDISON COMPANY	\$826.73
06/23/2022	700975	ORLO AUTO PARTS INC	\$451.34
06/23/2022	700976	PEYTON COOK	\$1,000.00
06/23/2022	700977	SHERWIN WILLIAMS COMPANY	\$167.08
06/23/2022	700978	THINK SOCIAL PUBLISHING INC	\$1,240.05
06/23/2022	700979	WOLFF BROS. SUPPLY INC.	\$27.96
06/23/2022	V700980	AMAZON.COM	\$1,372.04
06/23/2022	V700981	KATIE LYNN BOBER	\$46.57
06/23/2022	V700982	ELIZABETH A BONDI	\$7.90
06/23/2022	V700983	PAUL H. BROOKES PUBLISHING CO. INC.	\$563.87
06/23/2022	V700984	SHARON L OLTERSDORF	\$23.99
06/23/2022	V700985	PETERS KALAIL & MARKAKIS CO	\$2,162.00
06/23/2022	V700986	STANISLAV PROKORAT	\$28.84
06/23/2022	V700987	REDTREE INVESTMENT GROUP	\$1,549.31
06/23/2022	V700988	SHAYNA MICHELLE SAMOSKY	\$20.07
06/23/2022	V700989	SENDERO THERAPIES INC.	\$63,681.36
06/23/2022	V700990	TRACI N SWANTEK	\$47.27
06/23/2022	V700991	VINSON GROUP LLC	\$2,575.00
06/23/2022	V700992	CINTAS CORPORATION (V-CARD)	\$636.56
06/23/2022	V700993	FOLLETT SCHOOL SOLUTIONS (V-CARD)	\$623.74
06/23/2022	V700994	ROBERT J. VERNAK (V-CARD)	\$305.00
06/23/2022	V700995	SIMPLE SOLUTIONS LEARNING (V-CARD)	\$9,816.13
06/23/2022 - Total			\$131,436.20

Medina City Schools Check Register For June 2022

7/12/22

2:07 PM

Check Date	Check Number	Vendor Name	Transaction Amount
06/24/2022	V700996	MEMO MET LIFE INSURANCE	\$39.95
06/24/2022 - Total			\$39.95
06/27/2022	V700997	MEMO - MEDICAL MUTUAL	\$203,381.62
06/27/2022 - Total			\$203,381.62
06/28/2022	700999	ARMSTRONG UTILITIES INC.	\$220.59
06/28/2022	701000	COLUMBIA GAS OF OHIO INC	\$37.46
06/28/2022	701001	COMDOC INC	\$537.85
06/28/2022	701002	FRONTIER NORTH INC	\$4,686.84
06/28/2022	701003	MEDINA CITY SCHOOLS	\$29,722.22
06/28/2022	701004	OHIO EDISON COMPANY	\$17,356.36
06/28/2022	V701007	SYSCO CLEVELAND INC	\$39,990.20
06/28/2022 - Total			\$92,551.52
06/29/2022	V701016	MEMO - BUREAU WORK COMP	\$2,380.96
06/29/2022 - Total			\$2,380.96
06/30/2022	701878	BELLEFAIRE JEWISH CHILDREN'S	\$33,492.53
06/30/2022	V700957	GORDON FOOD SERVICE	\$31.04
06/30/2022	V701874	MEMO MET LIFE INSURANCE	\$56,548.94
06/30/2022	V701875	MEMO - P & A ADMINISTRATIVE	\$10,734.35
06/30/2022 - Total			\$100,806.86
Overall - Total			\$5,811,706.64

GENERAL FUND-TRUE DAYS CASH

Includes Emergency Levy

