

Medina City Schools

General Fund Analysis

June 30, 2019

	2018-2019 Original Estimate (1)	Y-T-D Actual July 2018 - June 2019 (2)	Percent	Variance (3)
Beginning Balance - July 1, 2018		58,638,114.57		0.00
General Fund	40,167,539.65			
Other Funds - Substitute Levy	18,470,574.92			
Revenue	<u>76,696,915.00</u>	<u>78,173,864.52</u>	<u>101.9%</u>	<u>-1,476,949.52</u>
	76,696,915.00	78,173,864.52		-1,476,949.52
Expenditures	81,613,860.00	78,815,279.58	96.6%	2,798,580.42
Encumbrance	946,300.00	1,423,382.45		-477,082.45
	<u>82,560,160.00</u>	<u>80,238,662.03</u>		<u>2,321,497.97</u>
Ending Balance - June 30, 2019	52,774,869.57	56,573,317.06		-3,798,447.49

Original Estimate revenue, expenditure and encumbrance taken from May 2018 five-year forecast
Includes May 2018 Substitute Levy

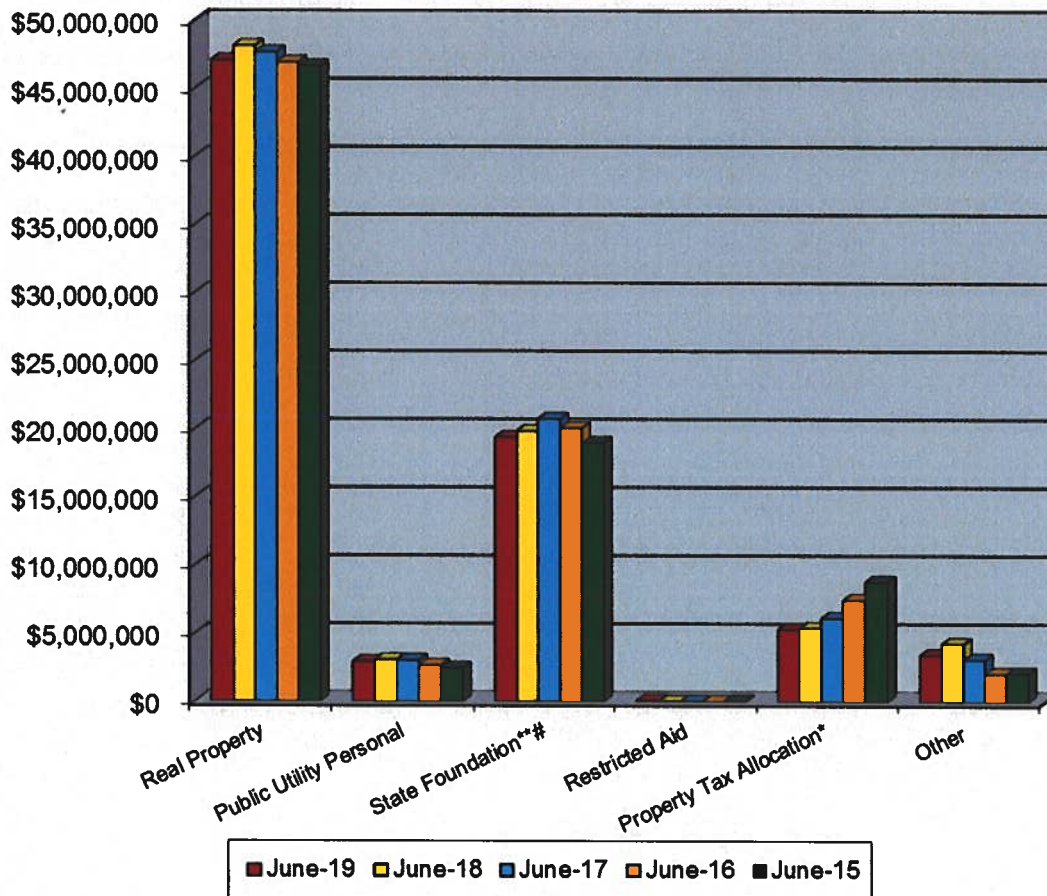
General Fund Summary

June 2019

Revenues

1. Real Property Taxes – Total Real Property Taxes received from the beginning of the fiscal year until June 30, 2019 is \$47,069,605.56. This is a decrease of 2.2% below last year's taxes received at this time. \$-0- was collected in June.
 2. Public Utility Personal Property Taxes – Total Public Utility Personal Property Taxes received from the beginning of the fiscal year until June 30, 2019 is \$2,903,216.29. These monies are distributed upon settlement from the County Auditor. This amount is listed in a separate line for State and five-year forecasting purposes. \$-0- had been transferred in June.
 3. State Foundation – State Foundation monies received from the State of Ohio from the beginning of the fiscal year until June 30, 2019 total \$19,377,183.56. This is a decrease of 2.4% below last year's foundation money received at this time. This includes \$363,130.42 from Casino revenues for the year. Casino Revenue is up \$6,407.75 above last year. \$1,692,184.20 was collected in June.
 4. Restricted Aid – Restricted Aid monies are for Career Tech funding and Economically Disadvantaged Students. Monies received from the beginning of the fiscal year until June 30, 2019 total \$76,329.66. \$6,593.77 was collected in June.
 5. Homestead and Rollback – Monies received from the State of Ohio from the beginning of the fiscal year until June 30, 2019 total \$5,310,487.71. Receipts are based upon the real property taxes collected and Homestead filings with the County Auditor. \$-0- was collected in June.
 6. Other – Other monies received from the beginning of the fiscal year until June 30, 2019 total \$3,430,447.97. This is a decrease of 19.4% below last year at this time and is due to Other Local Taxes, Tuition, Pay to Participate Fees, Rent, Parking Fees, Creative Abatements, Miscellaneous Fees, Return of Advances, and Refund of Prior Year Expenditures. \$353,608.29 was collected in June.
-

General Fund Revenue



	June-19	June-18	June-17	June-16	June-15	Current Forecast
Real Property	\$47,069,606	\$48,117,914	\$47,651,143	\$46,911,362	\$46,638,611	\$47,069,604
Public Utility Personal	\$2,903,216	\$3,061,495	\$3,021,813	\$2,660,947	\$2,442,697	\$2,903,216
State Foundation**	\$19,377,184	\$19,843,924	\$20,735,433	\$20,059,676	\$18,973,291	\$19,315,984
Restricted Aid	\$82,923	\$34,217	\$32,623	\$11,521	\$58,034	\$86,045
Property Tax Allocation*	\$5,310,488	\$5,387,357	\$6,129,771	\$7,466,057	\$8,792,431	\$5,296,744
Other	\$3,430,448	\$4,255,516	\$3,085,961	\$2,066,716	\$2,097,725	\$3,264,106
Total	\$78,173,865	\$80,700,424	\$80,656,745	\$79,176,279	\$79,002,790	\$77,935,699
State %	31.7%	31.3%	33.3%	34.8%	35.2%	

Includes Homestead/Rollback, Tangible Personal Property Tax Fixed Rate Loss Reimbursement and Electric Deregulation.

* Includes Casino Revenue in State Foundation beginning January 2013 and Economic Disadvantaged Funding in November 2013.

Includes a one time Hold Harmless on TPP in May 2016

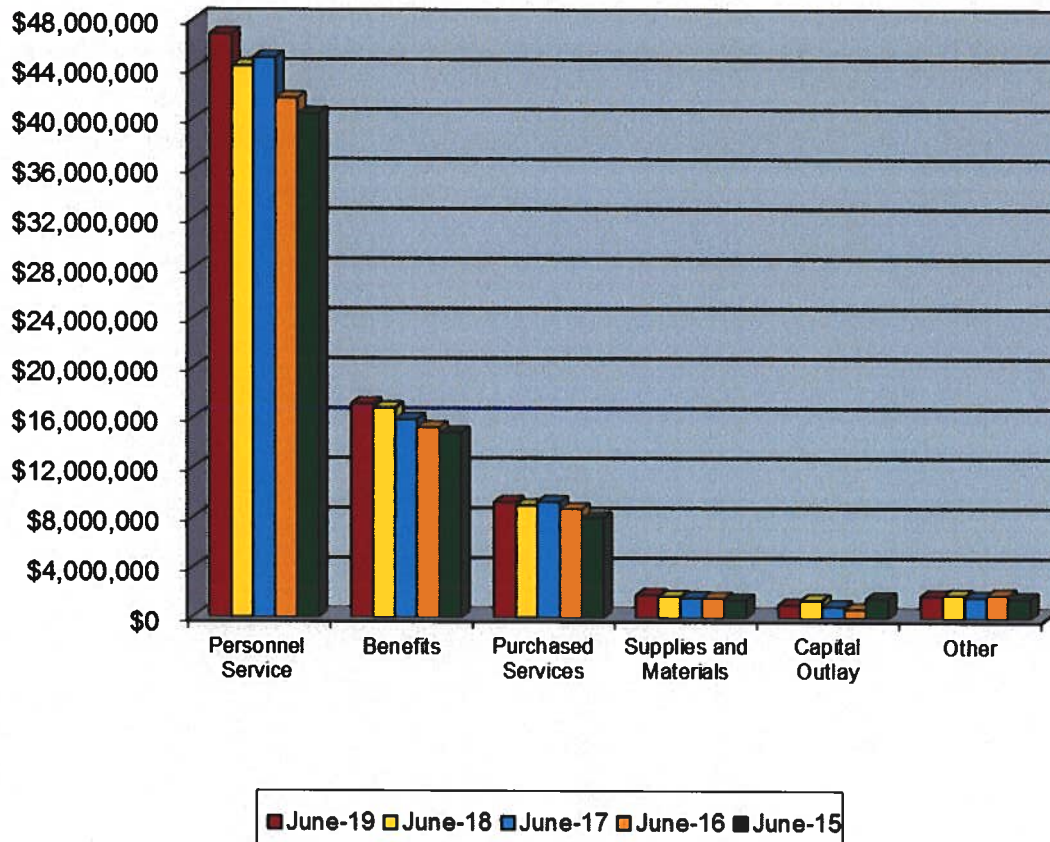
General Fund Summary

June 2019

Expenditures

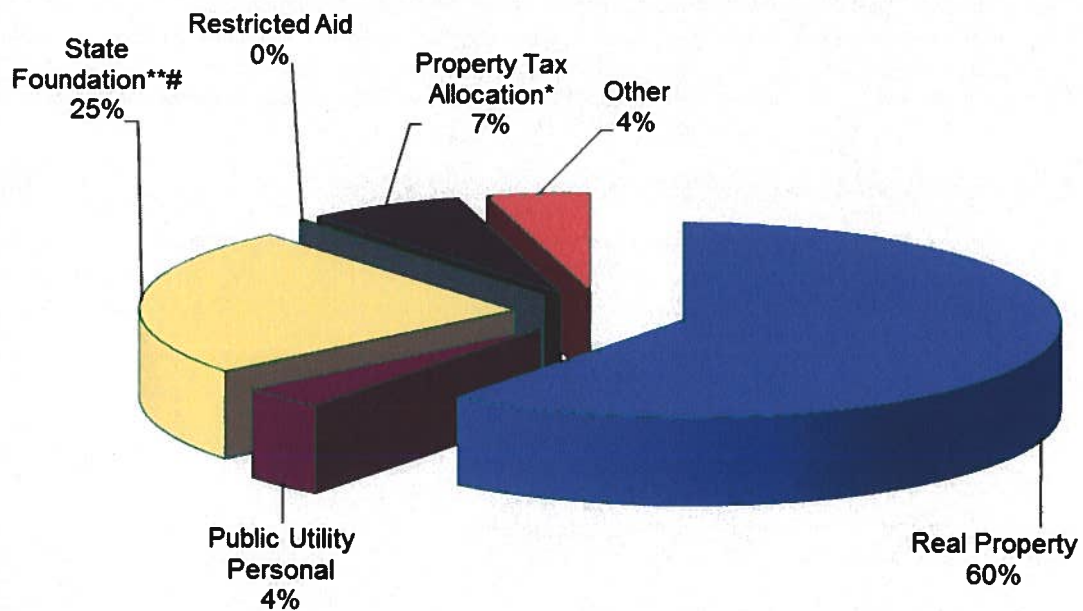
1. **Personnel Services**– The costs for personnel services for the School District from the beginning of the fiscal year until June 30, 2019 was \$46,826,417.57. This was an increase of 5.8% above last year at this time. \$3,741,902.59 was spent in June.
 2. **Benefits** – The cost for benefits for the School District from the beginning of the fiscal year until June 30, 2019 was \$17,139,251.69. This was an increase of 1.9% above last year at this time. \$1,403,442.11 was spent in June.
 3. **Purchased Services** – The cost for purchased services for the district from the beginning of the fiscal year until June 30, 2019 total \$9,250,079.09. This was a 2.7% increase above last year at this time and is due to Professional Services, Nursing Services, Repair Services, Garbage Removal, Insurances, Rentals, Leases, Travel, Telephone, Gas, Other Tuition, and Open Enrollment. \$713,781.08 was spent in June.
 4. **Supplies and Materials** – The cost for supplies and materials for the district from the beginning of the fiscal year until June 30, 2019 total \$1,831,187.55. This was a 7.5% increase above last year at this time. General Supplies, Preschool Supplies, Nursing Supplies, Textbooks, Media Supplies, Electronic Subscriptions, Meeting Supplies, Custodial/Maintenance Supplies, and Transportation Supplies account for this increase. \$84,573.19 was spent in June.
 5. **Capital Outlay** – The cost for capital outlay for the district from the beginning of the fiscal year until June 30, 2019 total \$1,059,037.87. This was a 2.5% decrease below last year at this time and was mainly due to Classroom Technology, and New Equipment Transportation expensed at this time last year. \$20,815.96 was spent in June.
 6. **Other** – The cost of other expenditures excluding transfers for the district was \$1,784,024.40 for the fiscal year until June 30, 2019. This was a 2.1% decrease below last year at this time. \$6,292.83 was spent in June. Dues and Fees, District Audit, Election Expense, Assessments, and Information Service Awards and Prizes costs make up the majority of this decrease.
-

General Fund Expenditures

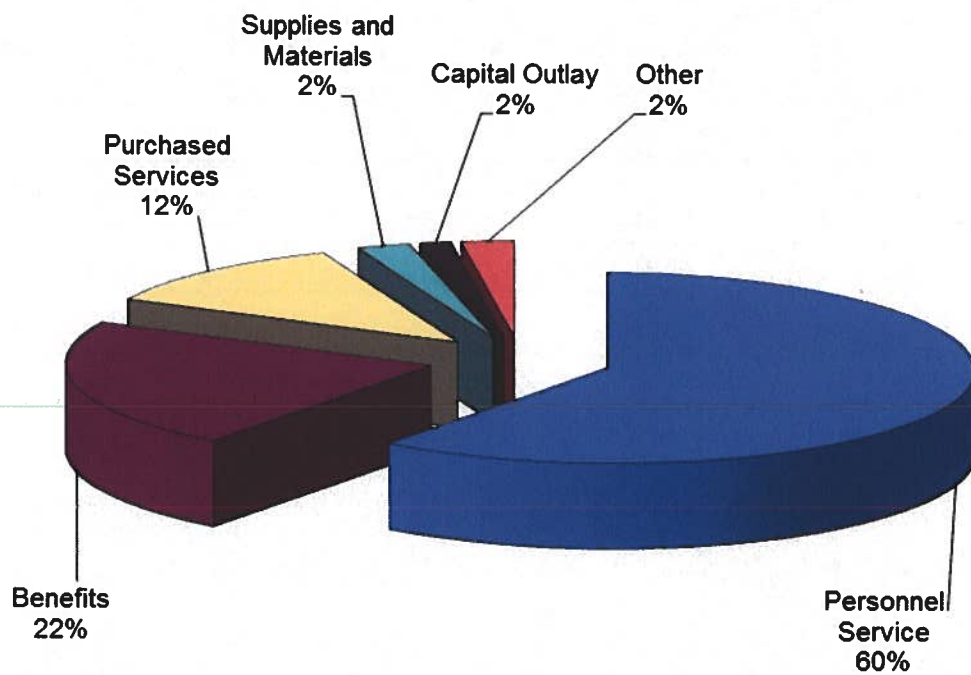


	June-19	June-18	June-17	June-16	June-15	Current Forecast
Personnel Service	\$46,826,418	\$44,272,716	\$44,943,105	\$41,683,168	\$40,452,865	\$47,139,951
Benefits	\$17,139,252	\$16,820,301	\$15,889,574	\$15,242,206	\$14,813,462	\$17,204,190
Purchased Services	\$9,250,079	\$9,007,769	\$9,283,434	\$8,687,191	\$8,002,935	\$9,597,447
Supplies and Materials	\$1,831,188	\$1,703,334	\$1,610,390	\$1,565,406	\$1,426,571	\$1,894,398
Capital Outlay	\$1,059,038	\$1,411,084	\$915,451	\$691,552	\$1,571,392	\$1,485,021
Other	\$1,784,024	\$1,822,096	\$1,664,045	\$1,843,971	\$1,569,866	\$1,829,058
Transfers and Adv., Etc.	\$925,281	\$876,839	\$875,458	\$1,073,411	\$554,820	\$855,706
Other than Debt						
Total	\$78,815,280	\$75,914,139	\$75,181,458	\$70,786,905	\$68,391,912	\$80,005,771

Current General Fund Revenue



Current General Fund Expenditures



JUNE 2019**MEDINA CITY SCHOOLS BANK REC****Balance**

Bank Balance - Regular Account		4,513,820.79
Petty Cash	300.00	
Financial Checks Outstanding	186,908.19	
Worker Comp Outstanding	1,639.54	
Flex O/S Checks	2,068.94	
Payroll Checks Outstanding	87,704.28	
	278,620.95	4,235,199.84
Flex Spending Bank Acct	53,504.45	53,504.45
JPMorgan/Metlife Claims	0.00	0.00
Investments:		
Redtree Investments	23,307,860.46	
T. Rowe - Collins	300,469.31	
T. Rowe - Bushman	0.00	
Scudder -Collins	324,034.68	
Scudder - Bushman	5,616.66	
Kanehl Stocks	2,862.18	
Star Ohio (22923)	22,531,308.17	
Multi-Bank Securities	15,331,000.00	
Multi-Bank Money Market	40.00	
Multi-Bank Accrued Interest		
Fifth Third Securities	9,879,963.30	
Fifth Third Accd Interest		
Fifth Third Money Market	499,177.81	
Total	72,182,332.57	76,471,036.86
Adjustments		
Deposits in Transit	35,611.82	
Expenses not posted	(248,000.00)	
Total	(212,388.18)	76,258,648.68
MCSD Balance		76,258,648.68
Difference Between Bank vs. Book		0.00

Medina City Schools

Sales Tax Update

Date	Sales Tax Description	Receipts	Expenditures	Balance
July 1, 2018	Beginning Balance (071) Sales Tax and (002-9012) Bond			\$3,368,024.17
July	Trustee Fee for COPs		\$1,250.00	\$3,366,774.17
	6-Month Asbestos Surveillance Inspection and Reports		\$525.00	\$3,366,249.17
	Total Bleacher System and Grandstand Inspection Districtwide		\$4,968.00	\$3,361,281.17
	Installation of Carpet in Three Offices at Heritage		\$1,260.00	\$3,360,021.17
	MHS Roof Replacement Project		\$215,100.00	\$3,144,921.17
	Project Bidding and Construction Tasks - Transportation		\$2,000.00	\$3,142,921.17
	Engineerng, Bidding and Construction Tasks - Tennis Courts		\$500.00	\$3,142,421.17
	Consultant Fee for Demolition and Replacement of Roof at HS		\$3,135.00	\$3,139,286.17
	Sales Tax Distribution	\$722,408.17		\$3,861,694.34
	Vinyl Floor Replacement at Blake		\$4,075.00	\$3,857,619.34
	Fleet Master Lease Agreement		\$9,519.82	\$3,848,099.52
	Hot Water Tanks at Claggett		\$17,770.00	\$3,830,329.52
	Architect and Blueprint Fees for Claggett Improvement Project		\$2,842.92	\$3,827,486.60
August	Locker Bay Conversion to Classrooms - Root		\$60,800.00	\$3,766,686.60
	Project Bidding and Contruction Tasks - Transportation		\$1,694.50	\$3,764,992.10
	Engineering, Bidding and Construction Tasks - Tennis Courts		\$750.00	\$3,764,242.10
	Fleet Master Lease Agreement		\$9,519.82	\$3,754,722.28
	Architect, Engineer and Project Manager for Root Locker Renovation		\$7,084.09	\$3,747,638.19
	MHS Roof Replacement Project		\$79,200.00	\$3,668,438.19
	Metal Lockers - Delivered, Assembled, Installed Root		\$13,167.00	\$3,655,271.19
	Consultant Fee for Demolition and Replacement of Roof at MHS		\$3,135.00	\$3,652,136.19
September	Claggett MS Cafeteria Improvements		\$102,030.00	\$3,550,106.19
	Architect, Engineer and Project Manager Fees for Root Locker Bay Proj		\$1,545.46	\$3,548,560.73
	Project Bidding and Construction Tasks at Transportation Facility		\$13,648.00	\$3,534,912.73
	Engineering, Bidding and Construction Tasks at Tennis Courts		\$3,000.00	\$3,531,912.73
	Fleet Master Lease Agreement		\$9,519.82	\$3,522,392.91
	Exterior Door for Mechanical Room at Claggett		\$3,395.00	\$3,518,997.91
	Blinds and Installation for Various Classrooms at Garfield		\$7,171.00	\$3,511,826.91
	Blinds and Installation for Various Classrooms at Claggett		\$3,744.00	\$3,508,082.91
October	Transportation Paving Project		\$399,717.23	\$3,108,365.68
	EIFS Repair and Painting at Blake		\$19,000.00	\$3,089,365.68
	Transfer Funds Placed in Account in Error		\$8,000.00	\$3,081,365.68
	Sales Tax Distribution	\$841,911.37		\$3,923,277.05
	Fleet Master Lease Agreement		\$9,519.82	\$3,913,757.23
	Architect, Engineer and PM Fee for Root Locker Bay Conversion		\$1,002.04	\$3,912,755.19
	Engineering, Bidding and Construction Task - Tennis Courts		\$600.00	\$3,912,155.19
	MHS Tennis Court Repair		\$194,652.50	\$3,717,502.69
	Two Doors for Cafeteria from Kitchen at Claggett		\$3,420.00	\$3,714,082.69
	Locker Bay Conversion, Operable Partition - Root		\$62,488.00	\$3,651,594.69
November	COP's Principal and Interest		\$1,276,815.02	\$2,374,779.67
	Fleet Master Lease Agreement		\$9,519.82	\$2,365,259.85
	Special Lite FRP Entry Units/Upgrade to Half Glass		\$14,600.00	\$2,350,659.85
	Additional Cost to MHS Tennis Court Improvement/Repairs		\$33,836.99	\$2,316,822.86
December	Fleet Master Lease Agreement		\$9,519.82	\$2,307,303.04
	Consultant Fee for Demolition and Replacement of Roof at High School		\$3,135.00	\$2,304,168.04
	Project Bidding and Construction Tasks at Transportation Facility		\$4,350.50	\$2,299,817.54
January 2019	6-Month Asbestos Surveillance Inspection and Reports		\$525.00	\$2,299,292.54
	Fleet Master Lease Agreement		\$9,519.82	\$2,289,772.72
	MHS Roof Replacement P		\$47,132.19	\$2,242,640.53
	Sales Tax Distribution	\$834,785.58		\$3,077,426.11
February	Fleet Master Lease Agreement		\$9,519.82	\$3,067,906.29
	Bundled Pricing for Transportation Radios		\$129,837.14	\$2,938,069.15
	Project Bidding and Construction Tasks for Improvements to Transportion		\$525.00	\$2,937,544.15
	Engineering, Bidding and Construction Tasks for Tennis Court Repair		\$400.00	\$2,937,144.15
	Northrop Connector Trail Consulting		\$1,042.50	\$2,936,101.65
	Root Middle School Partitions		\$2,015.00	\$2,934,086.65
March	Property Purchase		\$65,162.75	\$2,868,923.90

Medina City Schools

Sales Tax Update

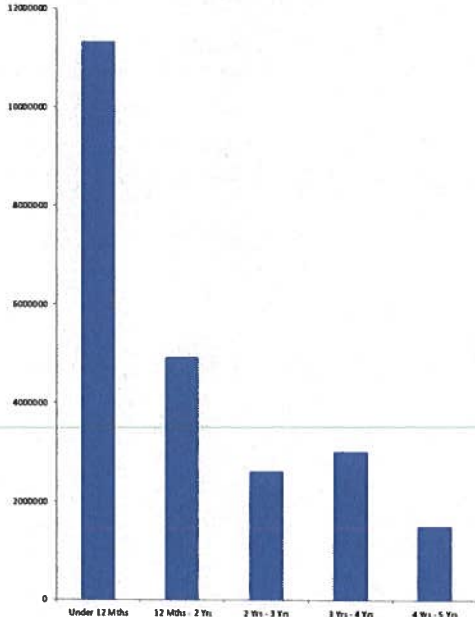
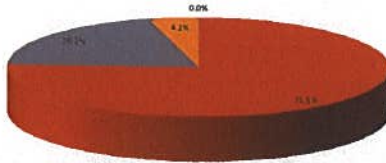
Date	Sales Tax Description	Receipts	Expenditures	Balance
	Kingdom Title Reimbursement		(\$8.00)	\$2,868,931.90
	Acquistic Survey for Heritage Gymnassium and Cafeteria		\$650.00	\$2,868,281.90
	Summer Paving Program		\$3,225.00	\$2,865,056.90
	Fleet Master Lease Agreement		\$9,519.82	\$2,855,537.08
	Northrop Connector Trail Consulting Work		\$3,822.50	\$2,851,714.58
	Additional Services Relating to Tennis Court Repair Project		\$7,500.00	\$2,844,214.58
	Ella Canavan Elementary Roof Replacement Consulting and Supervision		\$6,934.00	\$2,837,280.58
April	Summer Paving Program		\$4,583.50	\$2,832,697.08
	Sandridge Food		(\$5,000.00)	\$2,837,697.08
	Medina Athletic Boosters		(\$8,000.00)	\$2,845,697.08
	Sales Tax Distribution	\$865,539.44		\$3,711,236.52
	Northrop Connector Trail Consulting Work		\$1,737.50	\$3,709,499.02
	Fleet Master Lease Agreement		\$10,567.84	\$3,698,931.18
May	Fleet Master Lease Agreement		\$10,342.42	\$3,688,588.76
	Northrop Connector Trail Consulting Work		\$688.75	\$3,687,900.01
	3 Windows A I Root		\$1,576.55	\$3,686,323.46
	Professional Surveying at Bowman Lane		\$2,400.00	\$3,683,923.46
	Claggett Middle School Cafeteria Improvements		\$8,475.00	\$3,675,448.46
	Fenn Flooring Refinishing/Repair Boy/Girls Bathrooms		\$3,390.00	\$3,672,058.46
	COP's Interest		\$460,605.84	\$3,211,452.62
June	Trustee Fee - COP's		\$1,250.00	\$3,210,202.62
	Sandridge Food - Correction of Expense		\$5,000.00	\$3,205,202.62
	Scissor Lift		\$3,500.00	\$3,201,702.62
	Fleet Master Lease Agreement		\$437.42	\$3,201,265.20
	Northrop Connector Trail Consulting Work		\$5,422.50	\$3,195,842.70
	Fiscal Year Totals	\$3,264,644.56	\$3,436,826.03	

Medina City Schools

Recreation Center Update

Date	Description	District Revenue	District Expenses	City Reimbursements	Total Balance
July 1, 2018	Beginning Balance (003-9001)				\$ 593,959.31
07/25/18	Donation - Partner Mktg	\$240.09			\$ 594,199.40
08/07/18	Services Provided for Repair of Flooring			\$480.00	\$ 594,679.40
08/07/18	Balance Due on Gym Flooring Upgrade			\$6,609.80	\$ 601,289.20
08/09/18	Women's Locker Room Painting		\$2,340.00		\$ 598,949.20
08/09/18	Tile Repair		\$1,523.06		\$ 597,426.14
08/20/18	Draper Top Roll Divider Curtain for Field House		\$10,957.50		\$ 586,468.64
08/20/18	Labor and Materials to Repair Bird Holes in EIF's		\$4,475.00		\$ 581,993.64
09/12/18	Rubber Stair Treads/Landing Rubber Tile/Remvl		\$4,470.00		\$ 577,523.64
09/12/18	Elevator Flooring Replacement		\$770.00		\$ 576,753.64
10/08/18	Draper Top Roll Divider Curtain for Field House			\$11,730.00	\$ 588,483.64
10/08/18	Tile Repair			\$761.53	\$ 589,245.17
10/08/18	Women's Locker Room Painting			\$1,170.00	\$ 590,415.17
10/30/18	Running Belt/17" Idler Shaft/Drive Shaft - Mercury		\$9,309.50		\$ 581,105.67
11/06/18	Monarch		\$0.00	\$2,620.00	\$ 583,725.67
11/09/18	Line Replacement at MCRC		\$1,250.00		\$ 582,475.67
11/09/18	Replacement of Corrode Hardware for Lights		\$6,073.40		\$ 576,402.27
11/19/18	Per Quote 000793 Rec Center Cameras		\$3,128.00		\$ 573,274.27
11/29/18	MRC Account Error 03-21-18		(\$1,725.03)		\$ 574,999.30
12/11/18	Per Quote 000793 Rec Center Cameras		\$3,274.00		\$ 571,725.30
12/27/18	Running Belt/17" Idler Shaft/Drive Shaft - Mercury			\$4,654.75	\$ 576,380.05
12/27/18	Replacement of Corrode Hardware for Lights			\$3,036.70	\$ 579,416.75
12/27/18	Line Replacement at MCRC			\$625.00	\$ 580,041.75
12/27/18	Stainless Steel Switchplate Engraving			\$100.00	\$ 580,141.75
01/08/19	Donation - Partner Mktg	\$2,315.69			\$ 582,457.44
01/08/19	Labor and Materials to Repair Bird Holes in EIF's			\$2,237.50	\$ 584,694.94
01/08/19	Per Quote 000793 Rec Center Cameras			\$3,201.00	\$ 587,895.94
01/08/19	Paving Program Engineering, Bidding, and Construction			\$1,350.00	\$ 589,245.94
01/08/19	Men's Single and Two Tier Locker Refinishing			\$1,554.00	\$ 590,799.94
01/08/19	Tile Repair			\$310.00	\$ 591,109.94
01/22/19	Transfer from 001 (Difference will be made in February)	\$10,000.00			\$ 601,109.94
02/01/19	Correction of Transfer from 001	\$90,000.00			\$ 691,109.94
02/21/19	MCRC Slide Landing and Stair Concrete Repair		\$14,575.00		\$ 676,534.94
03/20/19	Replace RH Coils in AH-T1 and AH-SI		\$27,800.00		\$ 648,734.94
03/21/19	MCRC Slide Landing and Stair Concrete Repair			\$7,287.50	\$ 656,022.44
03/28/19	Consulting Services for Roof Replacement		\$58,377.00		\$ 597,645.44
04/03/19	Donation - Partner Mktg	\$1,828.16			\$ 599,473.60
05/20/19	Replacement of Cooling Tower Baffles		\$11,810.00		\$ 587,663.60
05/21/19	Replace RH Coils in AH-T1 and AH-SI			\$13,900.00	\$ 601,563.60
06/10/19	Replacement of Cooling Tower Baffles			\$5,905.00	\$ 607,468.60
06/19/19	3 Projectors and Large Screen Displays for Conference		\$3,488.70		\$ 603,979.90
06/19/19	Roof Replacement Project - Payment #1		\$222,300.00		\$ 381,679.90
Total Revenues, Expenditures and Reimbursements		\$ 104,383.94	\$ 384,196.13	\$ 67,532.78	

Monthly Investment Summary
Medina City School District
US Bank Custodian Acct Ending x70982
 June 30, 2019

Monthly Cash Flow Activity		Market Value Summary				
From 05-31-19 through 06-30-19						
Beginning Book Value	23,264,618.49					
Contributions	0.00					
Withdrawals	0.00					
Realized Gains/Losses	0.00					
Gross Interest Earnings	43,241.97					
Ending Book Value	23,307,860.46					
		Security Type	Market Value	Pct. Assets	Avg Yield at Cost	Wght Avg Mat
		Money Market Fund				
		MONEY MARKET FUND	9,427.88	0.0	2.23	0.00
		Fixed Income				
		U.S. GOVERNMENT AGENCY NOTES	17,590,602.49	75.3	1.83	1.74
		U.S. TREASURY BILLS	989,876.00	4.2	2.07	0.49
		U.S. TREASURY NOTES	4,708,711.45	20.2	2.52	0.37
		Accrued Interest	60,309.61	0.3		
		TOTAL PORTFOLIO	23,358,927.44	100.0	1.98	1.41
Maturity Distribution		Security Type Allocation				
Distribution by Maturity 						
		■ MONEY MARKET FUND ■ U.S. GOVERNMENT AGENCY NOTES ■ U.S. TREASURY NOTES ■ U.S. TREASURY BILLS				

Disclosures:

RedTree's internal accounting system is used as the source of the market value of this account. Although obtained from a source believed to be reliable, we cannot guarantee its accuracy. You should review all account statements provided by the custodian and compare with the statements provided by RedTree.

Questions? Call 888.596.2293 or email info@redtreeinv.com

Portfolio Holdings Report
Medina City School District
US Bank Custodian Acct Ending x70982
 June 30, 2019

Quantity	Cusip	Security Description	Moody's	S&P	Cost Basis	Market Value	Yield at Cost	Wtd Maturity	Purchase Date
U.S. GOVERNMENT AGENCY NOTES									
2,140,000	3130A9EP2	Federal Home Ln Bank 1.000% Due 09-26-19	Aaa	AA+	2,139,807.40	2,133,789.72	1.00	0.24	09-30-16
40,000	3130A9EP2	Federal Home Ln Bank 1.000% Due 09-26-19	Aaa	AA+	39,946.20	39,883.92	1.05	0.24	10-31-16
2,420,000	3136G2RQ2	Federal Natl Mtg Assoc 1.400% Due 10-29-19	Aaa	AA+	2,420,000.00	2,414,729.24	1.40	0.33	10-29-15
1,270,000	3136G3J71	Federal Natl Mtg Assoc 1.420% Due 07-27-20	Aaa	AA+	1,270,000.00	1,261,497.35	1.42	1.05	07-27-16
1,520,000	3136G35C5	Federal Natl Mtg Assoc 1.400% Due 08-28-20	Aaa	AA+	1,520,000.00	1,510,910.40	1.40	1.14	08-30-16
2,130,000	3136G4AL7	Federal Natl Mtg Assoc 1.500% Due 09-30-20	Aaa	AA+	2,130,000.00	2,121,699.39	1.50	1.23	09-30-16
1,000,000	3134GTFX6	Federal Home Ln Mtg 2.650% Due 04-08-21	Aaa	AA+	1,000,000.00	1,000,049.00	2.65	0.02	04-08-19
1,545,000	3136G34Y8	Federal Natl Mtg Assoc 1.600% Due 08-24-21	Aaa	AA+	1,545,000.00	1,539,373.11	1.60	2.09	08-30-16
1,060,000	3133EKT82	Federal Farm Credit Bank 2.280% Due 06-27-22	Aaa	AA+	1,058,940.00	1,059,635.36	2.31	2.88	06-28-19
2,000,000	3134GS6V2	Federal Home Ln Mtg 2.750% Due 12-27-22	Aaa	AA+	2,000,000.00	2,006,000.00	2.75	3.31	03-27-19
1,000,000	3133EKRJ7	Federal Farm Credit Bank 2.400% Due 06-19-23	Aaa	AA+	1,000,000.00	1,002,660.00	2.40	3.76	06-28-19
1,500,000	3134GTTU7	Federal Home Ln Mtg 2.700% Due 06-27-24	Aaa	AA+	1,500,000.00	1,500,375.00	2.70	4.64	06-28-19
Accrued Interest						51,496.66			
					17,623,693.60	17,642,099.15	1.83	1.74	
U.S. TREASURY NOTES									
1,615,000	912828TN0	US Treasury Note 1.000% Due 08-31-19	Aaa	AA+	1,602,319.73	1,611,566.51	2.53	0.17	02-21-19
1,440,000	912828G61	US Treasury Note 1.500% Due 11-30-19	Aaa	AA+	1,431,562.51	1,436,287.68	2.48	0.41	04-23-19
1,345,000	912828G95	US Treasury Note 1.625% Due 12-31-19	Aaa	AA+	1,333,021.09	1,341,794.86	2.60	0.49	01-24-19
320,000	912828W63	US Treasury Note 1.625% Due 03-15-20	Aaa	AA+	318,125.00	319,062.40	2.37	0.70	05-30-19
Accrued Interest						8,812.95			
					4,685,028.33	4,717,524.40	2.52	0.37	
U.S. TREASURY BILLS									
1,000,000	912796SY6	US Treasury Bill 0.000% Due 12-26-19	P-1	A-1+	989,710.65	989,876.00	2.07	0.49	06-28-19
MONEY MARKET FUND									
	USBMMF	First American Treasury Obligations Fund			9,427.88	9,427.88	2.23		
TOTAL PORTFOLIO					23,307,860.46	23,358,927.44	1.98	1.41	

Disclosures:

RedTree's internal accounting system is used as the source of the market value of this account. Although obtained from a source believed to be reliable, we cannot guarantee its accuracy. You should review all account statements provided by the custodian and compare with the statements provided by RedTree.

Questions? Call 888.596.2293 or email info@redtreeinv.com

Monthly Activity Reports
Medina City School District
US Bank Custodian Acct Ending x70982
From 06-01-19 Through 06-30-19

GROSS INTEREST INCOME

Ex-Date	Pay-Date	Security	Amount
U.S. GOVERNMENT AGENCY NOTES			
06-27-19	06-27-19	Federal Home Ln Mtg 2.750% Due 12-27-22	13,750.00
06-28-19	06-28-19	Federal Home Ln Bank 2.900% Due 03-28-22	14,500.00
06-27-19	06-28-19	Federal Farm Credit Bank 2.400% Due 06-19-23	-600.00
06-27-19	06-28-19	Federal Farm Credit Bank 2.280% Due 06-27-22	-67.13
06-28-19	06-28-19	Federal Natl Mtg Assoc 1.250% Due 06-28-19	15,625.00
			<hr/> 43,207.87
MONEY MARKET FUND			
06-03-19	06-03-19	First American Treasury Obligations Fund	34.10
GROSS INCOME			<hr/> 43,241.97

Disclosures:

RedTree's internal accounting system is used as the source of the market value of this account. Although obtained from a source believed to be reliable, we cannot guarantee its accuracy. You should review all account statements provided by the custodian and compare with the statements provided by RedTree.

Questions? Call 888.596.2293 or email info@redtreeinv.com

Purchase and Sale
Medina City School District
US Bank Custodian Acct Ending x70982
 From 06-01-19 Through 06-30-19

Trade Date	Settle Date	Quantity	Security	Unit Price	Amount
PURCHASES					
06-27-2019	06-28-2019	1,000,000	Federal Farm Credit Bank 2.400% Due 06-19-23	100.00	1,000,000.00
06-27-2019	06-28-2019	1,060,000	Federal Farm Credit Bank 2.280% Due 06-27-22	99.90	1,058,940.00
06-27-2019	06-28-2019	1,500,000	Federal Home Ln Mtg 2.700% Due 06-27-24	100.00	1,500,000.00
06-27-2019	06-28-2019	1,000,000	US Treasury Bill 0.000% Due 12-26-19	98.97	989,710.65
					<u>4,548,650.65</u>
SALES					
06-28-2019	06-28-2019	2,000,000	Federal Home Ln Bank 2.900% Due 03-28-22	100.00	2,000,000.00
06-28-2019	06-28-2019	2,500,000	Federal Natl Mtg Assoc 1.250% Due 06-28-19	100.00	2,500,000.00
					<u>4,500,000.00</u>

Disclosures:

RedTree's internal accounting system is used as the source of the market value of this account. Although obtained from a source believed to be reliable, we cannot guarantee its accuracy. You should review all account statements provided by the custodian and compare with the statements provided by RedTree.

Questions? Call 888.596.2293 or email info@redtreeinv.com

Realized Gains/Losses
Medina City School District
US Bank Custodian Acct Ending x70982
 From 06-01-19 Through 06-30-19

Open Date	Close Date	Quantity	Security	Cost Basis	Proceeds	Gain Or Loss	
						Short Term	Long Term
03-28-2019	06-28-2019	2,000,000	Federal Home Ln Bank 2.900% Due 03-28-22	2,000,000.00	2,000,000.00	0.00	
06-28-2016	06-28-2019	2,500,000	Federal Natl Mtg Assoc 1.250% Due 06-28-19	2,500,000.00	2,500,000.00		0.00
TOTAL GAINS						0.00	0.00
TOTAL LOSSES						0.00	0.00
				4,500,000.00	4,500,000.00	0.00	0.00
TOTAL REALIZED GAIN/LOSS		0.00					

Disclosures:

RedTree's internal accounting system is used as the source of the market value of this account. Although obtained from a source believed to be reliable, we cannot guarantee its accuracy. You should review all account statements provided by the custodian and compare with the statements provided by RedTree.

Questions? Call 888.596.2293 or email info@redtreeinv.com

ENV# CEBHFBWTBBKBXWP_BBBBB
FIFTH THIRD SECURITIES, INC.
MD 1M0B2A
5050 KINGSLEY DRIVE
CINCINNATI, OH 45263

MEDINA CITY SCHOOLS
DAVID CHAMBERS
739 WEYMOUTH RD
MEDINA OH 44256



STATEMENT FOR THE PERIOD JUNE 1, 2019 TO JUNE 30, 2019

MEDINA CITY SCHOOLS - Corporation
Account Number: [REDACTED]

By the courtesy of:
CARTER/SAVAGE

For questions about your accounts:
Local: 614 744 5496
In-State: 614 744 7074
National: 888 889 1025

TOTAL VALUE OF YOUR PORTFOLIO **\$10,403,268.50**

FOR YOUR INFORMATION


Fifth Third Securities, Inc. Investments offered through Fifth Third Securities, Inc., member
FINRA/SIPC

Fifth Third Securities, Inc.

MN_CEBHFBWTBBKBXWP_BBBBB 20190628

CHANGE IN VALUE OF YOUR PORTFOLIO

\$ millions



Change In Value Of Your Portfolio information can be found in Miscellaneous Footnotes at the end of this statement.

Account carried with National Financial Services LLC, Member
NYSE, SIPC

Statement for the Period June 1, 2019 to June 30, 2019

MEDINA CITY SCHOOLS - Corporation
Account Number: [REDACTED]



Account Overview

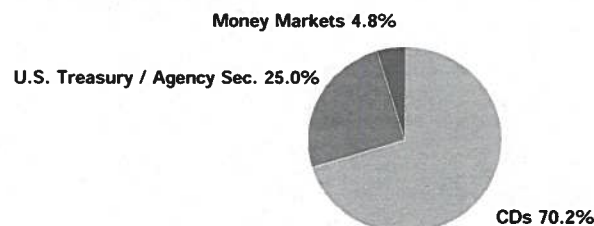
CHANGE IN ACCOUNT VALUE	Current Period	Year-to-Date
BEGINNING VALUE	\$10,379,223.35	\$10,317,544.71
Additions and Withdrawals	(\$10,425.41)	(\$144,803.94)
Income	\$10,425.41	\$114,117.86
Taxes, Fees and Expenses	\$0.00	\$0.00
Change in Value	\$24,045.15	\$116,409.87
ENDING VALUE (AS OF 06/30/19)	\$10,403,268.50	\$10,403,268.50

Refer to Miscellaneous Footnotes for more information on Change in Value.

INCOME	Current Period	Year-to-Date
TAXABLE		
Taxable Dividends	\$830.24	\$1,608.79
Taxable Interest	\$9,595.17	\$112,509.07
TOTAL TAXABLE	\$10,425.41	\$114,117.86
TOTAL INCOME	\$10,425.41	\$114,117.86

Taxable income is determined based on information available to NFS at the time the statement was prepared, and is subject to change. Final information on taxation of interest and dividends is available on Form 1099-Div, which is mailed in February of the subsequent year.

ACCOUNT ALLOCATION



	Percent	Prior Period	Current Period
Money Markets	4.8 %	\$964,177.81	\$499,177.81
CDs	70.2	\$6,815,894.54	\$7,303,562.69
U.S. Treasury / Agency Sec.	25.0	\$2,599,151.00	\$2,600,528.00
TOTAL	100.0 %	\$10,379,223.35	\$10,403,268.50

Account Allocation shows the percentage that each asset class represents of your total account value. Account Allocation for equities, fixed income, and other categories may include mutual funds and may be net of short positions. NFS has made assumptions concerning how certain mutual funds are allocated. Closed-end mutual funds and Exchange Traded Products (ETPs) listed on an exchange may be included in the equity allocation. The chart may not reflect your actual portfolio allocation. Consult your broker/dealer prior to making investment decisions.

Statement for the Period June 1, 2019 to June 30, 2019

MEDINA CITY SCHOOLS - Corporation
Account Number: [REDACTED]



Account Overview *continued*

MESSAGES AND ALERTS

Customers wishing to learn more about their investment professional can contact the FINRA BrokerCheck Hotline Number at 1-800-289-9999 or visit the FINRA Regulation website www.finra.org. Customers can also obtain an investor brochure that includes information describing the FINRA BrokerCheck program by contacting Brokerage Operations 1-888-889-1025.

Please be advised that effective August 2019 there will be changes to the existing core sweep functionality. Please contact your Broker/Dealer for additional information. 889531.1.0
Beginning in May 2019, Direct Debits and Bill Payments will be reported under Activity Additions and Withdrawals Other Additions and Withdrawal section.

Statement for the Period June 1, 2019 to June 30, 2019

MEDINA CITY SCHOOLS - Corporation
Account Number: [REDACTED]



Holdings

NFS-provided cost basis, realized gain (loss) and holding period information may not reflect all adjustments necessary for tax purposes. Please refer to Footnotes and Cost Basis Information at the end of this statement for more information.

For additional information regarding your holdings, please refer to the footnotes at the end of the statement.

CASH AND CASH EQUIVALENTS - 4.80% of Total Account Value

Description	Symbol/Cusip Account Type	Quantity	Price on 06/30/19	Current Market Value	Estimated Annual Income
Money Markets					
FEDERATED TREASURY OBLIGATIONS IS	TOIXX	499,177.81	\$1.00	\$499,177.81	
7 DAY YIELD 2.22%	CASH				
Dividend Option Cash					
Capital Gain Option Cash					
Total Cash and Cash Equivalents				\$499,177.81	

Statement for the Period June 1, 2019 to June 30, 2019

MEDINA CITY SCHOOLS - Corporation
Account Number: [REDACTED]



HOLDINGS > FIXED INCOME - 95.20% of Total Account Value

ALERT: You have a fixed income position due to mature within the next 90 days.

For an explanation of fixed income pricing, please see the last page. Redemption schedule(s), bond rating(s), and other information are provided where available. If information does not appear regarding a particular investment, it is not available. The ratings on this statement are provided by Standard & Poor's and/or Moody's to rate the quality based on the respective rating agency's assessment. Ratings information from Standard & Poor's ("S&P") may not be reproduced. S&P credit ratings are statements of opinion and are not statements of fact or recommendations to purchase, hold, or sell securities, nor do they address the suitability of securities for investment purposes, and should not be relied on as investment advice. S&P does not guarantee the accuracy, completeness, timeliness or availability of any information, including ratings, and is not responsible for errors or omissions (negligent or otherwise). S&P gives no express or implied warranties, including but not limited to any warranties of merchantability or fitness for a particular purpose or use. S&P shall not be liable for any direct, indirect, incidental, exemplary, compensatory, punitive, special or consequential damages, costs, expenses, legal fees, or losses (including lost income or profits and opportunity costs) in connection with any use of ratings.

Description	Symbol/Cusip Account Type	Quantity	Estimated Price on 06/30/19	Estimated Current Market Value	Estimated Annual Income	Original/Adjusted Cost Basis	Unrealized Gain (Loss)
CDs							
Certificates of Deposit (CDs), including Market Indexed CDs and Market Linked CDs (collectively, MCDs) are generally shown at estimated market prices based upon a matrix or model pricing method that may not represent the actual price if sold prior to maturity. However, CDs and MCDs may be shown at face value for up to seven calendar days from date of issue if estimated market prices have not been received from a third party pricing vendor. The actual value of CDs and MCDs may be different from their purchase price. CDs and MCDs are subject to interest rate risk. The estimated market price reflected for MCDs may not be based on the actual closing value of the linked market index on the final maturity date and the market value of MCDs may not correspond directly to increases or decreases in the underlying linked market index. You may sell CDs or MCDs in the secondary market subject to market conditions. The secondary market for CDs and MCDs is generally illiquid. If sold prior to maturity, the value of MCDs may be less than the purchase amount or face value. The sale or redemption of any fixed income security prior to maturity may result in a substantial gain or loss, and an early withdrawal penalty may apply. Certain MCDs may only be redeemed on pre-specified liquidation dates and may have call features that allow the issuer to call the MCD prior to maturity. Certain Step Rate CDs are also subject to reinvestment risk if call provisions are exercised by the issuer and if a CD with a comparable rate is not available.							
See sales materials or contact your broker/dealer for additional information.							
FIRST CENTY BK TAZEWEILL TENN CD 1.50000% 08/09/2019 FDIC INSURED CPN PMT MONTHLY Next Interest Payable: 07/10/19 Estimated Yield 1.50% Accrued Interest \$215.75 Average Unit Cost \$1.00 Adjusted Cost Basis	319428AB4 CASH	250,000	\$0.9991	\$249,775.00	\$3,750.00	\$250,000.00	
						\$250,000.00	D (\$225.00)
SUMMIT CMNTY BK MOOREFIELD WV CD 1.45000% 11/08/2019 FDIC INSURED CPN PMT MONTHLY Next Interest Payable: 07/08/19 Estimated Yield 1.45% Accrued Interest \$228.42 Average Unit Cost \$1.00 Adjusted Cost Basis	86604XLJ3 CASH	250,000	\$0.99744	\$249,360.00	\$3,625.00	\$250,000.00	
						\$250,000.00	D (\$640.00)
YADKIN VY BK &TR CO ELKIN N C CD 1.50000% 01/24/2020 FDIC INSURED CPN PMT MONTHLY Next Interest Payable: 07/25/19	984308ET9 CASH	250,000	\$0.99638	\$249,095.00	\$3,750.00	\$250,000.00	

Fifth Third Securities, Inc.

Account carried with National Financial Services LLC, Member
NYSE, SIPC

MN_CEBHFBWTBBKBXWP_BBBBB 20190628

Statement for the Period June 1, 2019 to June 30, 2019

MEDINA CITY SCHOOLS - Corporation
Account Number: [REDACTED]



HOLDINGS > FIXED INCOME *continued*

Description	Symbol/Cusip Account Type	Quantity	Estimated Price on 06/30/19	Estimated Current Market Value	Estimated Annual Income	Original/Adjusted Cost Basis	Unrealized Gain (Loss)
YADKIN VY BK & TR CO ELKIN N C CD Estimated Yield 1.50% Accrued Interest \$61.64 Average Unit Cost \$1.00 Adjusted Cost Basis	984308ET9	<i>continued</i>				\$250,000.00 D	(\$905.00)
WORLDS FOREMOST BK SYDNEY NEB CD 1.75000% 01/27/2020 FDIC INSURED CPN PMT MONTHLY Next Interest Payable: 07/26/19 Estimated Yield 1.75% Accrued Interest \$47.95 Average Unit Cost \$1.00 Adjusted Cost Basis	981571CX8 CASH	200,000	\$0.99777	\$199,554.00	\$3,500.00	\$200,000.00 D	(\$446.00)
WELLS FARGO BANK NATL ASSN CD 1.75000% 02/03/2020 FDIC INSURED CPN PMT MONTHLY Next Interest Payable: 07/01/19 Estimated Yield 1.75% Accrued Interest \$359.59 Average Unit Cost \$1.00 Adjusted Cost Basis	949763EG7 CASH	250,000	\$0.99768	\$249,420.00	\$4,375.00	\$250,000.00 D	(\$580.00)
TIAA FSB JACKSONVILLE FLA 1.95000% 11/23/2020 CD FDIC INSURED CPN PMT SEMI-ANNUAL ON MAY 21, NOV 21 Next Interest Payable: 11/21/19 Estimated Yield 1.95% Accrued Interest \$541.03 Average Unit Cost \$1.00 Adjusted Cost Basis	87270LAW3 CASH	247,000	\$0.99672	\$246,189.84	\$4,816.50	\$247,000.00 D	(\$810.16)
ALLY BK MIDVALE UTAH CD 2.50000% 02/01/2021 FDIC INSURED CPN PMT SEMI-ANNUAL ON AUG 01, FEB 01 Next Interest Payable: 08/01/19 Estimated Yield 2.48% Accrued Interest \$2517.12 Average Unit Cost \$1.00	02007GAU7 CASH	245,000	\$1.0048	\$246,176.00	\$6,125.00	\$245,000.00	

Fifth Third Securities, Inc.

Account carried with National Financial Services LLC, Member
NYSE, SIPC

MN_CEBHFBWTBBKBXWP_BBBBB 20190628

Statement for the Period June 1, 2019 to June 30, 2019

MEDINA CITY SCHOOLS - Corporation
Account Number: [REDACTED]



HOLDINGS > FIXED INCOME *continued*

Description	Symbol/Cusip Account Type	Quantity	Estimated Price on 06/30/19	Estimated Current Market Value	Estimated Annual Income	Original/Adjusted Cost Basis	Unrealized Gain (Loss)
ALLY BK MIDVALE UTAH CD 2.50000% Adjusted Cost Basis	02007GAU7	<i>continued</i>				\$245,000.00 D	\$1,176.00
PRIME ALLIANCE BK UTAH CD 2.30000% 03/15/2021 FDIC INSURED CPN PMT MONTHLY Next Interest Payable: 07/13/19 Estimated Yield 2.29% Accrued Interest \$277.89 Average Unit Cost \$1.00 Adjusted Cost Basis	74160NFW5 CASH	245,000	\$1.00177	\$245,433.65	\$5,635.00	\$245,000.00	
						\$245,000.00 D	\$433.65
CAPITAL ONE BK USA NATL ASSN CD 2.25000% 04/19/2021 FDIC INSURED CPN PMT SEMI-ANNUAL ON OCT 19, APR 19 Next Interest Payable: 10/19/19 Estimated Yield 2.26% Accrued Interest \$1102.50 Average Unit Cost \$1.00 Adjusted Cost Basis	1404202B5 CASH	245,000	\$0.99544	\$243,882.80	\$5,512.50	\$243,858.30	
						\$243,858.30 D	\$24.50
THIRD FED SVGS & LN ASSN OF CD 2.50000% 05/28/2021 FDIC INSURED CPN PMT SEMI-ANNUAL ON AUG 28, FEB 28 Next Interest Payable: 08/28/19 Estimated Yield 2.48% Accrued Interest \$2064.04 Average Unit Cost \$1.00 Adjusted Cost Basis	88413QBZ0 CASH	245,000	\$1.00558	\$246,367.10	\$6,125.00	\$245,000.00	
						\$245,000.00 D	\$1,367.10
KS STATEBANK MANHATTAN KS CD 2.50000% 06/21/2021 FDIC INSURED CPN PMT MONTHLY Next Interest Payable: 07/21/19 Estimated Yield 2.48% Accrued Interest \$167.81 Average Unit Cost \$1.00 Adjusted Cost Basis	50116CBX6 CASH	245,000	\$1.00576	\$246,411.20	\$6,125.00	\$245,000.00	
						\$245,000.00 D	\$1,411.20
FIRST CHOICE BK CERRITOS CALIF CD	319461BJ7	250,000	\$0.99991	\$249,977.50	\$3,750.00	\$250,000.00	

Fifth Third Securities, Inc.

Account carried with National Financial Services LLC, Member
NYSE, SIPC

MN_CEBHFBWTBBKBXWP_BBBBB 20190628

Statement for the Period June 1, 2019 to June 30, 2019

MEDINA CITY SCHOOLS - Corporation
Account Number: [REDACTED]



HOLDINGS > FIXED INCOME *continued*

Description	Symbol/Cusip Account Type	Quantity	Estimated Price on 06/30/19	Estimated Current Market Value	Estimated Annual Income	Original/Adjusted Cost Basis	Unrealized Gain (Loss)
FIRST CHOICE BK CERRITOS CALIF CD 1.50000% 06/30/2021 FDIC INSURED CPN PMT MONTHLY Next Interest Payable: 07/30/19 CALLABLE ON 06/30/2019 @ 100.0000 STEP COUPON RESET FREQUENCY TERM MODE Estimated Yield 1.50% Average Unit Cost \$1.00 Adjusted Cost Basis	319461BJ7 CASH	<i>continued</i>				\$250,000.00 D	(\$22.50)
NORTHPOINTE BK GRAND RAPIDS MI CD 2.55000% 07/19/2021 FDIC INSURED CPN PMT MONTHLY Next Interest Payable: 07/19/19 Estimated Yield 2.53% Accrued Interest \$205.40 Average Unit Cost \$1.00 Adjusted Cost Basis	666613GN8 CASH	245,000	\$1.00691	\$246,692.95	\$6,247.50	\$245,000.00 D	\$1,692.95
SECURITY FED BK AIKEN S C CD 2.40000% 08/09/2021 FDIC INSURED CPN PMT MONTHLY Next Interest Payable: 07/07/19 CALLABLE ON 08/07/2019 @ 100.0000 Estimated Yield 2.40% Accrued Interest \$386.63 Average Unit Cost \$1.00 Adjusted Cost Basis	81423LCE0 CASH	245,000	\$1.0001	\$245,024.50	\$5,880.00	\$245,000.00 D	\$24.50
CELTIC BK SALT LAKE CITY UTAH CD 2.85000% 08/24/2021 FDIC INSURED CPN PMT MONTHLY Next Interest Payable: 07/24/19 Estimated Yield 2.81% Accrued Interest \$133.91 Average Unit Cost \$1.00 Adjusted Cost Basis	15118RPT8 CASH	245,000	\$1.01341	\$248,285.45	\$6,982.50	\$245,000.00 D	\$3,285.45
FIRSTTRUST SVGS BK PA CD 2.55000% 09/13/2021 FDIC INSURED CPN PMT MONTHLY	337630BJ5 CASH	245,000	\$1.0072	\$246,764.00	\$6,247.50	\$245,000.00	

Fifth Third Securities, Inc.

Account carried with National Financial Services LLC, Member
NYSE, SIPC

MN_CEBHFBWTBKBXWP_BBBBB 20190628

Statement for the Period June 1, 2019 to June 30, 2019

MEDINA CITY SCHOOLS - Corporation
Account Number: [REDACTED]



HOLDINGS > FIXED INCOME *continued*

Description	Symbol/Cusip Account Type	Quantity	Estimated Price on 06/30/19	Estimated Current Market Value	Estimated Annual Income	Original/Adjusted Cost Basis	Unrealized Gain (Loss)
FIRSTTRUST SVGS BK PA CD 2.55000% Next Interest Payable: 07/12/19 Estimated Yield 2.53% Accrued Interest \$325.21 Average Unit Cost \$1.00 Adjusted Cost Basis	337630BJ5	<i>continued</i>				\$245,000.00 D	\$1,764.00
MEDALLION BK UTAH CD 2.45000% 02/16/2022 FDIC INSURED CPN PMT MONTHLY Next Interest Payable: 07/16/19 Estimated Yield 2.43% Accrued Interest \$246.68 Average Unit Cost \$1.00 Adjusted Cost Basis	58404DBD2 CASH	245,000	\$1.00535	\$246,310.75	\$6,002.50	\$245,000.00 D	\$1,310.75
HSBC BK USA N A MC LEAN VA CD 2.30000% 02/17/2022 FDIC INSURED CPN PMT QUARTERLY ON MAY 17, AUG 17, NOV 17, FEB 17 Next Interest Payable: 08/17/19 CALLABLE ON 08/17/2019 @ 100.0000 STEP COUPON RESET FREQUENCY TERM MODE NEXT RESET 02/17/2020 @ 2.85000 Estimated Yield 2.30% Accrued Interest \$693.15 Average Unit Cost \$1.00 Adjusted Cost Basis	40434YFM4 CASH	250,000	\$0.99992	\$249,980.00	\$5,750.00	\$250,000.00 D	(\$20.00)
NORTHFIELD BK STATEN ISLAND NY CD 2.45000% 02/22/2022 FDIC INSURED CPN PMT SEMI-ANNUAL ON AUG 21, FEB 21 Next Interest Payable: 08/21/19 Estimated Yield 2.43% Accrued Interest \$2137.88 Average Unit Cost \$1.00 Adjusted Cost Basis	66612ACG1 CASH	245,000	\$1.00532	\$246,303.40	\$6,002.50	\$245,000.00 D	\$1,303.40
PENN CMNTY BK PERKASIE PA CD 2.35000% 06/21/2022 FDIC INSURED	707312AN4 CASH	240,000	\$1.00113	\$240,271.20	\$5,640.00	\$240,000.00	

Fifth Third Securities, Inc.

Account carried with National Financial Services LLC, Member
NYSE, SIPC

MN_CEBHFBWTBBKBXWP_BBBBB 20190628

Statement for the Period June 1, 2019 to June 30, 2019

MEDINA CITY SCHOOLS - Corporation
Account Number: [REDACTED]



HOLDINGS > FIXED INCOME *continued*

Description	Symbol/Cusip Account Type	Quantity	Estimated Price on 06/30/19	Estimated Current Market Value	Estimated Annual Income	Original/Adjusted Cost Basis	Unrealized Gain (Loss)
PENN CMNTY BK PERKASIE PA CD 2.35000% CPN PMT SEMI-ANNUAL ON DEC 21, JUN 21 1ST CPN DTE 12/21/2019 Next Interest Payable: 12/21/19 CALLABLE ON 12/21/2019 @ 100.0000 Estimated Yield 2.34% Accrued Interest \$154.52 Average Unit Cost \$1.00 Adjusted Cost Basis	707312AN4	<i>continued</i>				\$240,000.00 D	\$271.20
BANKERS BK KANS NA CD 2.35000% 06/28/2022 FDIC INSURED CPN PMT MONTHLY 1ST CPN DTE 07/28/2019 Next Interest Payable: 07/28/19 CALLABLE ON 12/28/2019 @ 100.0000 Estimated Yield 2.34% Average Unit Cost \$1.00 Adjusted Cost Basis	06610PCA9 CASH	240,000	\$1.00138	\$240,331.20	\$5,640.00	\$240,000.00 D	\$331.20
JPMORGAN CHASE BK CD 2.00000% 08/16/2022 FDIC INSURED CPN PMT SEMI-ANNUAL ON FEB 16, AUG 16 Next Interest Payable: 08/16/19 CALLABLE ON 08/16/2019 @ 100.0000 STEP COUPON RESET FREQUENCY TERM MODE NEXT RESET 08/16/2021 @ 4.00000 Estimated Yield 2.00% Accrued Interest \$1820.93 Average Unit Cost \$1.00 Adjusted Cost Basis	48126YDE0 CASH	248,000	\$0.99566	\$246,923.68	\$4,960.00	\$248,000.00 D	(\$1,076.32)
FIRST ST BK DEQUEEN ARK CD 1.75000% 08/31/2022 FDIC INSURED CPN PMT MONTHLY Next Interest Payable: 07/31/19 CALLABLE ON 06/30/2019 @ 100.0000 STEP COUPON	336460CJ7 CASH	248,000	\$0.99659	\$247,154.32	\$4,340.00	\$248,000.00	

Fifth Third Securities, Inc.

Account carried with National Financial Services LLC, Member
NYSE, SIPC

MN_CEBHFBWTBBKBXWP_BBBBB 20190628

Statement for the Period June 1, 2019 to June 30, 2019

MEDINA CITY SCHOOLS - Corporation
Account Number: [REDACTED]



HOLDINGS > FIXED INCOME *continued*

Description	Symbol/Cusip Account Type	Quantity	Estimated Price on 06/30/19	Estimated Current Market Value	Estimated Annual Income	Original/Adjusted Cost Basis	Unrealized Gain (Loss)
FIRST ST BK DEQUEEN ARK CD 1.750000% RESET FREQUENCY TERM MODE NEXT RESET 08/31/2019 @ 2.00000 Estimated Yield 1.75% Average Unit Cost \$1.00 Adjusted Cost Basis	336460CJ7	<i>continued</i>				\$248,000.00 D	(\$845.68)
STATE BK INDIA CHICAGO ILL CD 3.500000% 01/18/2024 FDIC INSURED CPN PMT SEMI-ANNUAL ON JUL 18, JAN 18 1ST CPN DTE 07/18/2019 Next Interest Payable: 07/18/19 CALLABLE ON 07/18/2019 @ 100.0000 Estimated Yield 3.49% Accrued Interest \$3852.88 Average Unit Cost \$1.00 Adjusted Cost Basis	856283G91 CASH	245,000	\$1.00057	\$245,139.65	\$8,575.00	\$245,000.00 D	\$139.65
JONESBORO STATE BANK CD 2.850000% 03/11/2024 FDIC INSURED CPN PMT MONTHLY Next Interest Payable: 07/11/19 CALLABLE ON 07/11/2019 @ 100.0000 Estimated Yield 2.84% Accrued Interest \$366.99 Average Unit Cost \$1.00 Adjusted Cost Basis	48040PEE1 CASH	235,000	\$1.00067	\$235,157.45	\$6,697.50	\$235,000.00 D	\$157.45
CFBANK FAIRLAWN OHIO CD 2.800000% 03/15/2024 FDIC INSURED CPN PMT MONTHLY Next Interest Payable: 07/15/19 Estimated Yield 2.77% Accrued Interest \$288.44 Average Unit Cost \$1.00 Adjusted Cost Basis	15721UCY3 CASH	235,000	\$1.0076	\$236,786.00	\$6,580.00	\$235,000.00 D	\$1,786.00
FIRST ST BK WINCHESTER OHIO CD 2.600000% 05/28/2024 FDIC INSURED CPN PMT MONTHLY Next Interest Payable: 07/28/19	33650TAE0 CASH	245,000	\$0.99767	\$244,429.15	\$6,370.00	\$245,000.00	

Fifth Third Securities, Inc.

Account carried with National Financial Services LLC, Member
NYSE, SIPC

MN_CEBHFBWTBBKBXWP_BBBBB 20190628

Statement for the Period June 1, 2019 to June 30, 2019

MEDINA CITY SCHOOLS - Corporation
Account Number: [REDACTED]



HOLDINGS > FIXED INCOME *continued*

Description	Symbol/Cusip Account Type	Quantity	Estimated Price on 06/30/19	Estimated Current Market Value	Estimated Annual Income	Original/Adjusted Cost Basis	Unrealized Gain (Loss)
FIRST ST BK WINCHESTER OHIO CD 2.60000%	33650TAE0	<i>continued</i>					
Estimated Yield 2.60%							
Accrued Interest \$52.36							
Average Unit Cost \$1.00							
Adjusted Cost Basis						\$245,000.00 D	(\$570.85)
FIRST & FMRS BK PORTLAND ND CD 2.40000%	31860PAL2	245,000	\$0.98842	\$242,162.90	\$5,880.00	\$245,000.00	
05/30/2024 FDIC INSURED	CASH						
CPN PMT MONTHLY							
Next Interest Payable: 07/30/19							
Estimated Yield 2.42%							
Accrued Interest \$16.11							
Average Unit Cost \$1.00							
Adjusted Cost Basis						\$245,000.00 D	(\$2,837.10)
CRESKOM BK MYRTLE BEACH S C CD 2.55000%	225862ED9	240,000	\$0.99502	\$238,804.80	\$6,120.00	\$240,000.00	
06/26/2024 FDIC INSURED	CASH						
CPN PMT MONTHLY							
1ST CPN DTE 07/26/2019							
Next Interest Payable: 07/26/19							
CALLABLE ON 09/26/2019 @ 100.0000							
Estimated Yield 2.56%							
Accrued Interest \$83.84							
Average Unit Cost \$1.00							
Adjusted Cost Basis						\$240,000.00 D	(\$1,195.20)
STATE BK REESEVILLE WIS CD 2.25000%	856487AX1	240,000	\$0.98083	\$235,399.20	\$5,400.00	\$240,000.00	
06/28/2024 FDIC INSURED	CASH						
CPN PMT MONTHLY							
1ST CPN DTE 07/28/2019							
Next Interest Payable: 07/28/19							
Estimated Yield 2.29%							
Average Unit Cost \$1.00							
Adjusted Cost Basis						\$240,000.00 D	(\$4,600.80)
Total CDs		7,303,000		\$7,303,562.69	\$166,404.00	\$7,301,858.30	\$1,704.39
U.S. Treasury / Agency Securities							
FEDERAL HOME LOAN BANKS BOND 2.15000%	3130ADEZ1	400,000	\$100.014	\$400,056.00	\$8,600.00	\$399,416.00	
08/07/2020	CASH						
MOODY'S Aaa /S&P AA+							

Fifth Third Securities, Inc.

Account carried with National Financial Services LLC, Member
NYSE, SIPC

MN _CEBHF BWTBKBXWP_BBBBB 20190628

Statement for the Period June 1, 2019 to June 30, 2019

MEDINA CITY SCHOOLS - Corporation
Account Number: [REDACTED]



HOLDINGS > FIXED INCOME *continued*

Description	Symbol/Cusip Account Type	Quantity	Estimated Price on 06/30/19	Estimated Current Market Value	Estimated Annual Income	Original/Adjusted Cost Basis	Unrealized Gain (Loss)
FEDERAL HOME LOAN BANKS BOND 2.15000% CPN PMT SEMI-ANNUAL ON AUG 07, FEB 07 Next Interest Payable: 08/07/19 CALLABLE ON 08/07/2019 @ 100.0000 Accrued Interest \$3440.00 Average Unit Cost \$99.85 Adjusted Cost Basis	3130ADEZ1	<i>continued</i>				\$399,416.00 D	\$640.00
FEDERAL NATL MTG ASSN NOTE 1.75000% 03/16/2021 MOODY'S Aaa /S&P AA+ CPN PMT SEMI-ANNUAL ON SEP 16, MAR 16 Next Interest Payable: 09/16/19 CALLABLE ON 09/16/2019 @ 100.0000 STEP COUPON RESET FREQUENCY TERM MODE NEXT RESET 09/16/2019 @ 2.50000 Accrued Interest \$2527.78 Average Unit Cost \$99.05 Adjusted Cost Basis Unrealized Market Discount Income	3136G3AN5 CASH	500,000	\$99.867	\$499,335.00	\$8,750.00	\$495,225.00 D	\$4,110.00
FEDERAL HOME LN MTG CORP MTN 2.35000% 03/29/2022 MOODY'S Aaa /S&P AA+ CPN PMT SEMI-ANNUAL ON SEP 29, MAR 29 Next Interest Payable: 09/29/19 CALLABLE ON 06/29/2019 @ 100.0000 Accrued Interest \$4203.89 Average Unit Cost \$99.03 Adjusted Cost Basis	3134GBCW0 CASH	700,000	\$100.126	\$700,882.00	\$16,450.00	\$693,189.00 D	\$7,693.00
FEDERAL HOME LN MTG CORP MTN 2.50000% 05/24/2022 MOODY'S Aaa /S&P AA+ CPN PMT SEMI-ANNUAL ON NOV 24, MAY 24 Next Interest Payable: 11/24/19	3134GBMW9 CASH	500,000	\$100.051	\$500,255.00	\$12,500.00	\$496,250.00	

Fifth Third Securities, Inc.

Account carried with National Financial Services LLC, Member
NYSE, SIPC

MN_CEBHFBWTBKBXWP_BBBBB 20190628

Statement for the Period June 1, 2019 to June 30, 2019

MEDINA CITY SCHOOLS - Corporation
Account Number: [REDACTED]



HOLDINGS > FIXED INCOME *continued*

Description	Symbol/Cusip Account Type	Quantity	Estimated Price on 06/30/19	Estimated Current Market Value	Estimated Annual Income	Original/Adjusted Cost Basis	Unrealized Gain (Loss)
FEDERAL HOME LN MTG CORP MTN 2.50000%	3134GBMW9	<i>continued</i>					
CALLABLE ON 08/24/2019 @ 100.0000							
STEP COUPON							
RESET FREQUENCY TERM MODE							
NEXT RESET 05/24/2020 @ 3.00000							
Accrued Interest \$1250.00							
Average Unit Cost \$99.25							
Adjusted Cost Basis						\$496,250.00 D	\$4,005.00
FEDERAL HOME LN MTG CORP MTN 2.00000%	3134GBP48	500,000	\$100.00	\$500,000.00	\$10,000.00	\$494,025.00	
10/05/2022	CASH						
MOODY'S Aaa /S&P AA+							
CPN PMT QUARTERLY							
ON JAN 05, APR 05, JUL 05, OCT 05							
Next Interest Payable: 07/05/19							
CALLABLE ON 07/05/2019 @ 100.0000							
STEP COUPON							
RESET FREQUENCY TERM MODE							
NEXT RESET 07/05/2020 @ 2.25000							
Accrued Interest \$2361.11							
Average Unit Cost \$98.81							
Adjusted Cost Basis						\$494,025.00 D	\$5,975.00
Unrealized Market Discount Income \$588.45 Q							
Total U.S. Treasury / Agency Securities		2,600,000		\$2,600,528.00	\$56,300.00	\$2,578,105.00	\$22,423.00
Total Fixed Income		9,903,000		\$9,904,090.69	\$222,704.00	\$9,879,963.30	\$24,127.39
Total Securities				\$9,904,090.69	\$222,704.00	\$9,879,963.30	\$24,127.39
TOTAL PORTFOLIO VALUE				\$10,403,268.50	\$222,704.00	\$9,879,963.30	\$24,127.39

Fifth Third Securities, Inc.

MN_CEBHFBWTBKBXWP_BBBBB 20190628

Account carried with National Financial Services LLC, Member
NYSE, SIPC

Statement for the Period June 1, 2019 to June 30, 2019

MEDINA CITY SCHOOLS - Corporation
Account Number: [REDACTED]



Activity

NFS-provided cost basis, realized gain (loss) and holding period information may not reflect all adjustments necessary for tax purposes. Please refer to Footnotes and Cost Basis Information at the end of this statement for more information.

PURCHASES, SALES, AND REDEMPTIONS

Settlement Date	Account Type	Transaction	Description	Quantity	Amount	Total Cost Basis	Realized Gain (Loss)
Securities Purchased							
06/21/19	CASH	YOU BOUGHT	PENN CMNTY BK PERKASIE PA CD 2.35000% 06/21/2022 FACT SHEET TO FOLLOW SOLICITED ORDER @ 100	240,000	(\$240,000.00)	\$240,000.00	
06/26/19	CASH	YOU BOUGHT	CRESCOM BK MYRTLE BEACH S C CD 2.55000% 06/26/2024 FACT SHEET TO FOLLOW SOLICITED ORDER @ 100	240,000	(\$240,000.00)	\$240,000.00	
06/28/19	CASH	YOU BOUGHT	BANKERS BK KANS NA CD 2.35000% 06/28/2022 FACT SHEET TO FOLLOW SOLICITED ORDER @ 100	240,000	(\$240,000.00)	\$240,000.00	
06/28/19	CASH	YOU BOUGHT	STATE BK REESEVILLE WIS CD 2.25000% 06/28/2024 FACT SHEET TO FOLLOW SOLICITED ORDER @ 100	240,000	(\$240,000.00)	\$240,000.00	
Total Securities Purchased					(\$960,000.00)		
Redemptions							
06/17/19	CASH	REDEEMED	BRIDGEWATER BK BLOOMINGTON MN CD 3.10000% 08/15/2022 FULL CALL PAYOUT #REOR R0061289480000 Adjusted Cost Basis	(245,000)	\$245,000.00	\$245,000.00	
06/24/19	CASH	REDEEMED	STATE BK INDIA NEW YORK NY CD 1.60000% 06/24/2019 REDEMPTION PAYOUT #REOR R0061269090000 Adjusted Cost Basis	(250,000)	\$250,000.00	\$250,000.00	
Total Redemptions					\$495,000.00		

Fifth Third Securities, Inc.

MN_CEBHFBWTBBKBXWP_BBBB 20190628

Account carried with National Financial Services LLC, Member
NYSE, SIPC

Statement for the Period June 1, 2019 to June 30, 2019

MEDINA CITY SCHOOLS - Corporation
Account Number: [REDACTED]



ACTIVITY > CORE FUND ACTIVITY

Settlement Date	Account Type	Transaction	Description	Quantity	Amount
06/03/19	CASH	YOU BOUGHT	FEDERATED TREASURY OBLIGATIONS IS @ 1	1,201.82	(\$1,201.82)
06/07/19	CASH	YOU BOUGHT	FEDERATED TREASURY OBLIGATIONS IS @ 1	499.4	(\$499.40)
06/10/19	CASH	YOU BOUGHT	FEDERATED TREASURY OBLIGATIONS IS @ 1	626.37	(\$626.37)
06/11/19	CASH	YOU BOUGHT	FEDERATED TREASURY OBLIGATIONS IS @ 1	568.83	(\$568.83)
06/12/19	CASH	YOU BOUGHT	FEDERATED TREASURY OBLIGATIONS IS @ 1	530.61	(\$530.61)
06/13/19	CASH	YOU BOUGHT	FEDERATED TREASURY OBLIGATIONS IS @ 1	478.59	(\$478.59)
06/17/19	CASH	YOU BOUGHT	FEDERATED TREASURY OBLIGATIONS IS @ 1	246,713.7	(\$246,713.70)
06/19/19	CASH	YOU BOUGHT	FEDERATED TREASURY OBLIGATIONS IS @ 1	530.61	(\$530.61)
06/21/19	CASH	YOU SOLD	FEDERATED TREASURY OBLIGATIONS IS @ 1	(239,479.79)	\$239,479.79
06/24/19	CASH	YOU BOUGHT	FEDERATED TREASURY OBLIGATIONS IS @ 1	252,598.51	(\$252,598.51)
06/25/19	CASH	YOU BOUGHT	FEDERATED TREASURY OBLIGATIONS IS @ 1	318.49	(\$318.49)
06/26/19	CASH	YOU SOLD	FEDERATED TREASURY OBLIGATIONS IS @ 1	(239,702.74)	\$239,702.74
06/28/19	CASH	YOU SOLD	FEDERATED TREASURY OBLIGATIONS IS @ 1	(489,884.4)	\$489,884.40

Fifth Third Securities, Inc.

Account carried with National Financial Services LLC, Member
NYSE, SIPC

MN_CEBHFBWTBBKBXWP_BBBBB 20190628

Statement for the Period June 1, 2019 to June 30, 2019

MEDINA CITY SCHOOLS - Corporation
Account Number: [REDACTED]



ACTIVITY *continued*

	Amount
TOTAL CORE FUND ACTIVITY	\$465,000.00

ACTIVITY > ADDITIONS AND WITHDRAWALS > OTHER ADDITIONS AND WITHDRAWALS

Date	Account Type	Transaction	Description	Quantity	Amount
Other Additions and Withdrawals					
06/28/19	CASH	WIRE TRANS TO BANK	WD58100131 THE HUNTINGTON NATIONAL BANK [REDACTED]		(\$10,425.41)
Total Other Additions and Withdrawals					(\$10,425.41)
TOTAL ADDITIONS AND WITHDRAWALS					(\$10,425.41)

ACTIVITY > INCOME > TAXABLE INCOME

Settlement Date	Account Type	Transaction	Description	Quantity	Amount
Taxable Dividends					
05/31/19	CASH	DIVIDEND RECEIVED	FEDERATED TREASURY OBLIGATIONS IS DIVIDEND RECEIVED		\$830.24
Total Taxable Dividends					\$830.24
Taxable Interest					
06/01/19	CASH	INTEREST	WELLS FARGO BANK NATL ASSN CD 1.75000% 02/03/2020		\$371.58
06/07/19	CASH	INTEREST	SECURITY FED BK AIKEN S C CD 2.40000% 08/09/2021		\$499.40
06/08/19	CASH	INTEREST	SUMMIT CMNTY BK MOOREFIELD WV CD 1.45000% 11/08/2019		\$307.88

Fifth Third Securities, Inc.

MN_CEBHFBWTBBKBXWP_BBBBB 20190628

Account carried with National Financial Services LLC, Member
NYSE, SIPC

Statement for the Period June 1, 2019 to June 30, 2019

MEDINA CITY SCHOOLS - Corporation
Account Number: [REDACTED]



ACTIVITY > INCOME > TAXABLE INCOME *continued*

Settlement Date	Account Type	Transaction	Description	Quantity	Amount
06/10/19	CASH	INTEREST	FIRST CENTY BK TAZEWEILL TENN CD 1.50000% 08/09/2019		\$318.49
06/11/19	CASH	INTEREST	JONESBORO STATE BANK CD 2.85000% 03/11/2024		\$568.83
06/12/19	CASH	INTEREST	FIRSTTRUST SVGS BK PA CD 2.55000% 09/13/2021		\$530.61
06/13/19	CASH	INTEREST	PRIME ALLIANCE BK UTAH CD 2.30000% 03/15/2021		\$478.59
06/15/19	CASH	INTEREST	BRIDGEWATER BK BLOOMINGTON MN CD 3.10000% 08/15/2022		\$645.05
06/15/19	CASH	INTEREST	CFBANK FAIRLAWN OHIO CD 2.80000% 03/15/2024		\$558.85
06/16/19	CASH	INTEREST	MEDALLION BK UTAH CD 2.45000% 02/16/2022		\$509.80
06/19/19	CASH	INTEREST	NORTHPOINTE BK GRAND RAPIDS MI CD 2.55000% 07/19/2021		\$530.61
06/21/19	CASH	INTEREST	KS STATEBANK MANHATTAN KS CD 2.50000% 06/21/2021		\$520.21
06/24/19	CASH	INTEREST	CELTIC BK SALT LAKE CITY UTAH CD 2.85000% 08/24/2021		\$593.03
06/24/19	CASH	INTEREST	STATE BK INDIA NEW YORK NY CD 1.60000% 06/24/2019		\$2,005.48
06/25/19	CASH	INTEREST	YADKIN VY BK & TR CO ELKIN N C CD 1.50000% 01/24/2020		\$318.49
06/26/19	CASH	INTEREST	WORLDS FOREMOST BK SYDNEY NEB CD 1.75000% 01/27/2020		\$297.26
06/28/19	CASH	INTEREST	FIRST ST BK WINCHESTER OHIO CD 2.60000% 05/28/2024		\$541.01
Total Taxable Interest					\$9,595.17
Total Taxable Income					\$10,425.41
TOTAL INCOME					\$10,425.41

Fifth Third Securities, Inc.

MN_CEBHFBWTBKBXWP_BBBBB 20190628

Account carried with National Financial Services LLC, Member
NYSE, SIPC

Brokerage

Account Statement

June 1, 2019 - June 30, 2019

Account Number: [REDACTED]

MEDINA CITY SCHOOLS
739 WEYMOUTH RD
MEDINA OH 44256-2037**Your Account Executive:**
ANDREW CARDINALI

Portfolio at a Glance

	This Period
BEGINNING ACCOUNT VALUE	\$15,346,816.46
Deposits (Cash & Securities)	248,000.00
Withdrawals (Cash & Securities)	-273,871.61
Dividends, Interest and Other Income	25,882.31
Net Change in Portfolio¹	39,333.46
ENDING ACCOUNT VALUE	\$15,386,160.62
Estimated Annual Income	\$373,154.50

¹ Net Change in Portfolio is the difference between the ending account value and beginning account value after activity.

Asset Summary

Percent	Asset Type	Last Period	This Period
1%	Cash, Money Funds, and Bank Deposits	29.30	40.00
99%	Fixed Income	15,346,787.16	15,386,120.62
100%	Account Total	\$15,346,816.46	\$15,386,160.62

Please review your allocation periodically with your Account Executive.

Client Service Information

Your Account Executive: ATT
ANDREW CARDINALI**Contact Information****E-Mail Address:**
customerservice@mbssecurities.com**Client Service Information****Service Hours:** Weekdays 09:00 a.m. - 05:00 p.m. (EST)
Client Service Telephone Number: (800) 967-9045
Web Site: WWW.MBSSECURITIES.COM

Your Account Information

INVESTMENT OBJECTIVE

Investment Objective: NONE SPECIFIED

Please discuss your investment objective with your Account Executive.

TAX LOT DEFAULT DISPOSITION METHOD

Default Method for Mutual Funds: First In First Out

Default Method for Stocks in a Dividend Reinvestment Plan: First In First Out

Default Method for all Other Securities: First In First Out

BOND AMORTIZATION ELECTIONS

Amortize premium on taxable bonds based on Constant Yield Method: Yes

Accrual market discount method for all other bond types: Constant Yield Method

Include market discount in income annually: No

ELECTRONIC DELIVERY

Your electronic delivery selections for account communications are listed below:

Electronic Delivery

Enrollment	Communication
<input checked="" type="checkbox"/>	Statements and Reports
<input checked="" type="checkbox"/>	Trade Confirmations
<input checked="" type="checkbox"/>	Tax Documents
<input checked="" type="checkbox"/>	Notifications
<input checked="" type="checkbox"/>	Prospectus
<input checked="" type="checkbox"/>	Proxy/Shareholder Communications

You have not enrolled any of the above documents for electronic delivery. Please log in to your account to make any changes to your preferences.

Income and Expense Summary

	Current Period		Year-to-Date	
	Taxable	Non Taxable	Taxable	Non Taxable
Interest Income				
Other Interest	25,882.31	0.00	192,412.49	0.00
Total Dividends, Interest, Income and Expenses	\$25,882.31	\$0.00	\$192,412.49	\$0.00

Portfolio Holdings

Description	Quantity	Opening Balance	Closing Balance	Accrued Income	30-Day Yield
CASH, MONEY FUNDS, AND BANK DEPOSITS 1.00% of Portfolio					
Cash Balance		29.30	40.00		



June 1, 2019 - June 30, 2019
MEDINA CITY SCHOOLS**Portfolio Holdings (continued)**

Description	Quantity	Opening Balance	Closing Balance	Accrued Income	30-Day Yield
CASH, MONEY FUNDS, AND BANK DEPOSITS (continued)					
TOTAL CASH, MONEY FUNDS, AND BANK DEPOSITS		\$29.30	\$40.00	\$0.00	

Description	Quantity	Market Price	Market Value	Accrued Interest	Estimated Annual Income	Estimated Yield
FIXED INCOME 99.00% of Portfolio (In Maturity Date Sequence)						
Certificates of Deposit						
¹ FIDELITY BK NEW ORLEANS LA CTF DEP ACT/365 MONTHLY 1.900% 07/19/19 B/E DTD 01/19/18 1ST CPN DTE 02/19/18 Security Identifier: 31617CAH6	248,000.000	99.9790	247,947.92	142.01	4,712.00	1.90%
¹ COMENITY CAP BK SALT LAKE CITY UTAH CTF DEP ACT/365 1.700% 07/24/19 B/E DTD 07/24/17 1ST CPN DTE 08/24/17 Security Identifier: 20033AVA1	248,000.000	99.9590	247,898.32	69.30	4,216.00	1.70%
UNITY BK CLINTON NJ CTF DEP ACT/365 MONTHLY 1.950% 07/30/19 B/E DTD 01/30/18 1ST CPN DTE 02/28/18 Security Identifier: 91330ABJ5	248,000.000	99.9720	247,930.56	26.50	4,836.00	1.95%
SOUTHWEST NATL BK WICHITA KANS CTF DEP ACT/365 MONTHLY 2.000% 08/02/19 B/E DTD 02/02/18 1ST CPN DTE 03/02/18 Security Identifier: 845182BE3	248,000.000	99.9750	247,938.00	380.49	4,960.00	2.00%
MORGAN STANLEY PRIVATE BK NATL ASSN PUR N Y CTF DEP ACT/365 1.700% 08/05/19 B/E DTD 08/03/17 Security Identifier: 61760ACL1	248,000.000	99.9390	247,848.72	1,697.95	4,216.00	1.70%
STERLING BK POPLAR BLUFF MO CTF DEP ACT/365 MONTHLY 1.750% 08/08/19 B/E DTD 09/08/17 1ST CPN DTE 10/08/17 Security Identifier: 85916VCD5	248,000.000	99.9420	247,856.16	261.59	4,340.00	1.75%



Portfolio Holdings (continued)

Description	Quantity	Market Price	Market Value	Accrued Interest	Estimated Annual Income	Estimated Yield
FIXED INCOME (continued)						
Certificates of Deposit (continued)						
CAPITAL ONE NATL ASSN MCLEAN VA CTF DEP ACT/365 1.700% 08/23/19 B/E DTD 08/23/17 1ST CPN DTE 02/23/18 Security Identifier: 14042RHJ3	248,000.000	99.9060	247,766.88	1,466.94	4,216.00	1.70%
ENERBANK USA SALT LAKE CITY UTAH CTF DEP ACT/365 MONTHLY 1.700% 09/16/19 B/E DTD 09/15/17 1ST CPN DTE 10/15/17 Security Identifier: 29266N6E2	248,000.000	99.8830	247,709.84	173.26	4,216.00	1.70%
BANKERS BK OKLA CITY CTF DEP ACT/365 MONTHLY 1.700% 09/20/19 B/E DTD 09/20/17 1ST CPN DTE 10/20/17 Security Identifier: 06610QDM0	248,000.000	99.8800	247,702.40	115.51	4,216.00	1.70%
FIRST NATL BK LONG IS N Y CTF DEP ACT/365 MONTHLY 2.300% 09/30/19 B/E DTD 03/28/18 1ST CPN DTE 04/28/18 Security Identifier: 329864AB8	248,000.000	100.0240	248,059.52	31.25	5,704.00	2.29%
MAGNOLIA BK INC KY CTF DEP ACT/365 MONTHLY 1.750% 10/11/19 B/E DTD 10/12/17 CALLABLE Security Identifier: 559582AA9	248,000.000	99.8730	247,685.04	214.03	4,340.00	1.75%
MERRICK BK SOUTH JORDAN UTAH CTF DEP ACT/365 MONTHLY 1.700% 10/30/19 B/E DTD 10/30/17 1ST CPN DTE 11/30/17 Security Identifier: 59013JD22	248,000.000	99.8400	247,603.20	0.00	4,216.00	1.70%
BELMONT BK & TR CO CHICAGO IL CTF DEP ACT/365 MONTHLY 1.700% 11/06/19 B/E DTD 11/06/17 1ST CPN DTE 12/06/17 Security Identifier: 08016PCP2	248,000.000	99.8350	247,590.80	277.22	4,216.00	1.70%
KEARNY BK NEW JERSEY CTF DEP ACT/365 SEMI-ANNUALLY 1.700% 11/15/19 B/E DTD 11/15/17 1ST CPN DTE 05/15/18 Security Identifier: 48714LAE9	247,000.000	99.8230	246,562.81	529.19	4,199.00	1.70%
UMPQUA BK ROSEBURG ORE CTF DEP ACT/365 SEMIANNUAL 2.500% 11/25/19 B/E DTD 05/25/18 1ST CPN DTE 11/25/18 Security Identifier: 90421MCF8	246,000.000	100.1450	246,356.70	606.58	6,150.00	2.49%



June 1, 2019 - June 30, 2019
MEDINA CITY SCHOOLS**Portfolio Holdings (continued)**

Description	Quantity	Market Price	Market Value	Accrued Interest	Estimated Annual Income	Estimated Yield
FIXED INCOME (continued)						
Certificates of Deposit (continued)						
KENNEBEC SVGS BK AUGUSTA ME CTF DEP ACT/365 SEMI-ANNUALLY 1.700% 11/29/19 B/E DTD 11/28/17 Security Identifier: 489265AW8	247,000.000	99.8130	246,538.11	379.64	4,199.00	1.70%
PINNACLE BK NASHVILLE TENN CTF DEP ACT/365 MONTHLY 2.550% 12/16/19 B/E DTD 06/15/18 1ST CPN DTE 07/15/18 Security Identifier: 72345SGZ8	248,000.000	100.1990	248,493.52	259.89	6,324.00	2.54%
NATIONWIDE BK COLUMBUS OHIO CTF DEP ACT/365 MONTHLY 1.850% 02/28/20 B/E DTD 11/30/17 1ST CPN DTE 12/30/17 Security Identifier: 63861NAK1	248,000.000	99.7940	247,489.12	0.00	4,588.00	1.85%
LIVE OAK BKG CO WILMINGTON N C CTF DEP ACT/365 2.400% 03/09/20 B/E DTD 03/09/18 1ST CPN DTE 04/01/18 Security Identifier: 538036DK7	248,000.000	100.1590	248,394.32	472.90	5,952.00	2.39%
STATE BK INDIA LOS ANGELES CALIF CTF DEP ACT/365 SEMI-ANNUALLY 2.500% 03/20/20 B/E DTD 03/21/18 Security Identifier: 85628YBG2	246,000.000	100.2330	246,573.18	1,701.78	6,150.00	2.49%
STIFEL BK & TR ST LOUIS MO CTF DEP ACT/365 2.550% 03/30/20 B/E DTD 03/29/18 1ST CPN DTE 04/29/18 Security Identifier: 86063QAD7	248,000.000	100.2760	248,684.48	17.33	6,324.00	2.54%
WEBBANK SALT LAKE CITY UTAH CTF DEP ACT/365 MONTHLY 1.850% 03/30/20 B/E DTD 09/28/17 CALLABLE Security Identifier: 947547JQ9	248,000.000	99.7500	247,380.00	25.14	4,588.00	1.85%
ISRAEL DISC BK NEW YORK N Y CTF DEP ACT/365 SEMI-ANNUALLY 2.700% 05/04/20 DTD 05/04/18 Security Identifier: 465076KG1	246,000.000	100.4390	247,079.94	1,037.24	6,642.00	2.68%



Portfolio Holdings (continued)

Description	Quantity	Market Price	Market Value	Accrued Interest	Estimated Annual Income	Estimated Yield
FIXED INCOME (continued)						
Certificates of Deposit (continued)						
MERCANTILE BK MICH GRAND RAPIDS CTF DEP ACT/365 SEMI-ANNUALLY 2.750% 06/01/20 B/E DTD 06/01/18 Security Identifier: 58740XZM5	246,000.000	100.5260	247,293.96	537.49	6,765.00	2.73%
ALLEGIANCE BK HOUSTON TEX CTF DEP ACT/365 SEMI-ANNUALLY 2.800% 06/15/20 B/E DTD 06/13/18 Security Identifier: 01748DBC9	246,000.000	100.5970	247,468.62	320.81	6,888.00	2.78%
ENTERPRISE BK & TR CLAYTON MO CTF DEP ACT/365 2.800% 06/22/20 B/E DTD 06/22/18 1ST CPN DTE 07/22/18 Security Identifier: 29367SHX5	248,000.000	100.6070	249,505.36	152.20	6,944.00	2.78%
FIRST FINL BK CINCINNATI OH CTF DEP ACT/365 SEMI-ANNUALLY 2.900% 06/26/20 B/E DTD 12/26/18 Security Identifier: 32021SFP6	246,000.000	100.7150	247,758.90	78.18	7,134.00	2.87%
FIRST REP BK SAN FRANCISCO CALIF NEW CTF DEP ACT/365 2.750% 07/27/20 B/E DTD 07/27/18 1ST CPN DTE 01/27/19 Security Identifier: 33616CAZ3	246,000.000	100.6070	247,493.22	2,854.27	6,765.00	2.73%
MORGAN STANLEY BK N A SALT LAKE CITY UTAH CTF DEP ACT/365 SEMI-ANNUALLY 2.750% 08/03/20 B/E DTD 08/02/18 Security Identifier: 61747M4K4	248,000.000	100.6180	249,532.64	2,765.37	6,820.00	2.73%
BANK AMER NA CHARLOTTE NC CTF DEP ACT/365 SEMI-ANNUALLY 2.750% 08/17/20 DTD 08/15/18 Security Identifier: 06051VB70	246,000.000	100.6380	247,569.48	2,502.12	6,765.00	2.73%
ORIENTAL BK BROKERED INSTL CTF DEP ACT/365 2.800% 09/14/20 B/E DTD 09/12/18 1ST CPN DTE 03/12/19 Security Identifier: 68621KCC3	246,000.000	100.7370	247,813.02	2,075.84	6,888.00	2.77%
CONNECTONE BK ENGLEWOOD CLIFFS N J CTF DEP ACT/365 MONTHLY 2.800% 09/18/20 B/E DTD 09/19/18 Security Identifier: 20786ACJ2	248,000.000	100.7470	249,852.56	209.27	6,944.00	2.77%



June 1, 2019 - June 30, 2019
MEDINA CITY SCHOOLS**Portfolio Holdings (continued)**

Description	Quantity	Market Price	Market Value	Accrued Interest	Estimated Annual Income	Estimated Yield
FIXED INCOME (continued)						
Certificates of Deposit (continued)						
BARCLAYS BK DEL RETAIL CTF DEP 3A2 PROGRAM BOOK ENTRY INSTL CTF DEP 1.950% 09/21/20 B/E DTD 09/20/17 Security Identifier: 06740KKU0	247,000.000	99.7190	246,305.93	1,345.98	4,816.50	1.95%
MAIN STR BK BINGHAM FARMS MI CTF DEP ACT/365 2.900% 10/05/20 B/E DTD 10/04/18 1ST CPN DTE 11/04/18 Security Identifier: 56035BBN5	248,000.000	100.8970	250,224.56	512.31	7,192.00	2.87%
WEX BK MIDVALE UTAH CTF DEP ACT/365 SEMI-ANNUALLY 2.000% 10/19/20 B/E DTD 10/18/17 1ST CPN DTE 04/18/18 Security Identifier: 92937CGB8	247,000.000	99.7620	246,412.14	988.00	4,940.00	2.00%
GOLDMAN SACHS BK USA NEW YORK CTF DEP ACT/365 SEMI-ANNUALLY 2.050% 11/23/20 B/E DTD 11/22/17 Security Identifier: 38148PTD9	247,000.000	99.8110	246,533.17	541.03	5,063.50	2.05%
BLACKRIDGEBANK FARGO N D CTF DEP ACT/365 MONTHLY 2.100% 12/22/20 B/E DTD 12/22/17 CALLABLE Security Identifier: 09248ABG4	248,000.000	99.8720	247,682.56	114.15	5,208.00	2.10%
MERCANTIL BK NATL ASSN CORAL GABLES FLA CTF DEP ACT/365 MONTHLY 2.200% 12/29/20 B/E DTD 12/29/17 Security Identifier: 58733AES4	248,000.000	100.0160	248,039.68	14.95	5,456.00	2.19%
DISCOVER BK GEENWOOD DEL CTF DEP ACT/365 2.500% 02/01/21 B/E DTD 01/31/18 1ST CPN DTE 07/31/18 CPN PMT SEMI ANNUAL Security Identifier: 254673LX2	246,000.000	100.4800	247,180.80	2,527.40	6,150.00	2.48%
FIRST NATL BK MCGREGOR TEX CTF DEP ACT/365 MONTHLY 2.650% 02/01/21 B/E DTD 01/31/19 1ST CPN DTE 02/28/19 Security Identifier: 32112UCU3	245,000.000	100.7160	246,754.20	0.00	6,492.50	2.63%



Portfolio Holdings (continued)

Description	Quantity	Market Price	Market Value	Accrued Interest	Estimated Annual Income	Estimated Yield
FIXED INCOME (continued)						
Certificates of Deposit (continued)						
CAPITAL BK N A ROCKVILLE MD CTF DEP ACT/365 2.600% 03/12/21 B/E DTD 03/13/19 1ST CPN DTE 04/13/19 Security Identifier: 139805AQ8	248,000.000	100.6760	249,676.48	300.32	6,448.00	2.58%
CITIBANK NATL ASSN SIOUX FALLS S D CTF DEP ACT/365 SEMI-ANNUALLY 2.700% 03/29/21 B/E DTD 03/29/18 Security Identifier: 17312QH77	246,000.000	100.8630	248,122.98	1,692.35	6,642.00	2.67%
SYNCHRONY BK RETAIL CTF DEP PROGRAM BOOK ENTRY FIDELITY INSTL CTF DEP 2.700% 04/13/21 B/E DTD 04/13/18 Security Identifier: 87165FUN2	246,000.000	100.8790	248,162.34	1,382.99	6,642.00	2.67%
TOWNEBANK PORTSMOUTH VA CTF DEP ACT/365 SEMI-ANNUALLY 2.800% 04/30/21 B/E DTD 04/30/18 1ST CPN DTE 10/30/18 Security Identifier: 89214PBL2	246,000.000	101.0800	248,656.80	1,151.15	6,888.00	2.77%
FEDERAL SVGS BK CHICAGO IL CTF DEP ACT/365 MONTHLY 2.500% 05/28/21 B/E DTD 05/30/19 1ST CPN DTE 06/30/19 Security Identifier: 313812DA4	248,000.000	100.5610	249,391.28	0.00	6,200.00	2.48%
CTBC BK CORP USA LOS ANGELES CALIF CTF DEP ACT/365 3.000% 06/15/21 B/E DTD 06/15/18 1ST CPN DTE 12/15/18 Security Identifier: 12651HAB5	246,000.000	101.5310	249,766.26	303.29	7,380.00	2.95%
HERITAGE BK HOPKINSVILLE KY CTF DEP ACT/365 MONTHLY 3.000% 06/21/21 B/E DTD 06/19/18 1ST CPN DTE 07/19/18 Security Identifier: 42724JEG6	248,000.000	101.5440	251,829.12	224.22	7,440.00	2.95%
STSTE BK TEX DALLAS CTF DEP ACT/365 2.350% 06/28/21 B/E DTD 06/28/19 CALLABLE 09/28/19 @ 100.000 Security Identifier: 856528CY8	248,000.000	100.0460	248,114.08	31.93	5,828.00	2.34%
FIRST BK HIGHLAND PK ILL CTF DEP ACT/365 SEMI-ANNUALLY 3.100% 06/29/21 B/E DTD 06/29/18 CALLABLE 06/29/19 Security Identifier: 319141KT3	246,000.000	100.2440	246,600.24	20.89	7,626.00	3.09%



June 1, 2019 - June 30, 2019
MEDINA CITY SCHOOLS**Portfolio Holdings (continued)**

Description	Quantity	Market Price	Market Value	Accrued Interest	Estimated Annual Income	Estimated Yield
FIXED INCOME (continued)						
Certificates of Deposit (continued)						
CHIPPEWA VY BK WINTER WIS CTF DEP ACT/365 MONTHLY 3.000% 07/06/21 B/E DTD 07/06/18 1ST CPN DTE 08/06/18 Security Identifier: 169894AP7	248,000.000	101.5720	251,898.56	489.21	7,440.00	2.95%
BMW BK NORTH AMER SALT LAKE CITY UTAH CTF DEP ACT/365 SEMI-ANNUALLY 3.000% 07/13/21 B/E DTD 07/13/18 Security Identifier: 05580ANK6	246,000.000	101.5770	249,879.42	3,396.82	7,380.00	2.95%
FIRST NATL BK DAMARISCOTTA ME CTF DEP ACT/365 3.150% 10/25/21 B/E DTD 10/25/18 CALLABLE 10/25/19 Security Identifier: 32117BCM8	248,000.000	100.3410	248,845.68	107.01	7,812.00	3.13%
UNITED BANKERS BK BLOOMINGTON MINN CTF DEP ACT/365 MONTHLY 3.250% 12/20/21 B/E DTD 12/19/18 CALLABLE 12/19/19 Security Identifier: 909557JA9	248,000.000	100.5600	249,388.80	242.90	8,060.00	3.23%
BMO HARRIS BK NATL ASSN CHICAGO ILL CTF DEP ACT/365 QUARTERLY 3.000% 01/28/22 B/E DTD 01/28/19 Security Identifier: 05581WK53	245,000.000	100.0480	245,117.60	1,268.63	7,350.00	2.99%
MAIN STR BK CORP WHEELING WV CTF DEP ACT/365 2.950% 02/01/22 B/E DTD 02/01/19 1ST CPN DTE 05/01/19 Security Identifier: 56034WAS0	248,000.000	101.7890	252,436.72	1,202.63	7,316.00	2.89%
WASHINGTON SVGS BK LOWELL MA CTF DEP ACT/365 MONTHLY 2.750% 03/14/22 B/E DTD 03/14/19 CALLABLE 03/14/20 Security Identifier: 939693AK3	248,000.000	100.4520	249,120.96	298.96	6,820.00	2.73%
BAR HBR BK & TR ME CTF DEP ACT/365 MONTHLY 2.700% 03/29/22 B/E DTD 03/29/19 CALLABLE 03/29/20 Security Identifier: 066851WM4	248,000.000	100.4210	249,044.08	18.35	6,696.00	2.68%



Portfolio Holdings (continued)

Description	Quantity	Market Price	Market Value	Accrued Interest	Estimated Annual Income	Estimated Yield
FIXED INCOME (continued)						
Certificates of Deposit (continued)						
FORTIS PRIVATE BK DENVER CO CTF DEP ACT/365 2.700% 03/29/22 B/E DTD 03/29/19 CALLABLE 06/29/19 Security Identifier: 3495FTBZ1	248,000.000	100.0330	248,081.84	18.35	6,696.00	2.69%
SECURITY FIRST BK LINCOLN NEB CTF DEP ACT/365 2.500% 04/25/22 B/E DTD 04/24/19 CALLABLE 04/24/20 Security Identifier: 81425PAY7	248,000.000	100.2840	248,704.32	1,138.08	6,200.00	2.49%
VIST BK WYOMISSING PA CTF DEP ACT/365 MONTHLY 2.550% 04/29/22 B/E DTD 04/29/19 CALLABLE 10/29/19 Security Identifier: 92834KAV6	248,000.000	100.1510	248,374.48	17.33	6,324.00	2.54%
SALLIE MAE BK SALT LAKE CITY UT CTF DEP ACT/365 SEMI-ANNUALLY 2.650% 01/31/23 B/E DTD 01/31/18 Security Identifier: 795450J71	246,000.000	100.7400	247,820.40	2,679.04	6,519.00	2.63%
SILVERGATE BK LA JOLLA CALIF CTF DEP ACT/365 2.700% 05/15/23 B/E DTD 05/15/19 CALLABLE 11/15/19 Security Identifier: 828373GB0	248,000.000	100.2330	248,577.84	275.18	6,696.00	2.69%
Total Certificates of Deposit:	15,331,000.000		\$15,386,120.62	\$43,684.74	\$373,154.50	
TOTAL FIXED INCOME	15,331,000.000		\$15,386,120.62	\$43,684.74	\$373,154.50	
			Market Value	Accrued Interest	Estimated Annual Income	
Total Portfolio Holdings			\$15,386,160.62	\$43,684.74	\$373,154.50	

¹ This bond is maturing.

Portfolio Holdings Disclosures

Pricing

This section includes the net market value of the securities in your account on a settlement date basis, including short positions, at the close of the statement period. The market prices, unless otherwise noted, have been obtained from independent vendor services, which we believe to be reliable. Market prices do not constitute a bid or an offer, and may differ from the actual sale price. Securities for which a price is not available are marked "N/A" and are omitted from the Total. THE AS OF PRICE DATE ONLY APPEARS WHEN THE PRICE DATE DOES NOT EQUAL THE STATEMENT DATE.



June 1, 2019 - June 30, 2019
MEDINA CITY SCHOOLS**Portfolio Holdings Disclosures (continued)****Estimated Annual Figures**

The estimated annual income (EAI) and estimated annual yield (EAY) figures are estimates and for informational purposes only. These figures are not considered to be a forecast or guarantee of future results. These figures are computed using information from providers believed to be reliable; however, no assurance can be made as to the accuracy. Since interest and dividend rates are subject to change at any time, and may be affected by current and future economic, political, and business conditions, they should not be relied on for making investment, trading, or tax decisions. These figures assume that the position quantities, interest and dividend rates, and prices remain constant. A capital gain or return of principal may be included in the figures for certain securities, thereby overstating them. Refer to www.pershing.com/disclosures for specific details as to formulas used to calculate the figures. Accrued interest represents interest earned but not yet received.

Reinvestment

The dollar amount of Mutual Fund distributions, Money Market Fund dividend income, Bank Deposit interest income, or dividends for other securities shown on your statement may have been reinvested. You will not receive confirmation of these reinvestments. Upon written request to your financial institution, information pertaining to these transactions, including the time of execution and the name of the person from whom your security was purchased, may be obtained. In dividend reinvestment transactions, Pershing acts as your agent and receives payment for order flow.

Option Disclosure

Information with respect to commissions and other charges incurred in connection with the execution of option transactions has been included in confirmations previously furnished to you. A summary of this information is available to you promptly upon your written request directed to your introducing firm. In order to assist your introducing firm in maintaining current background and financial information concerning your option accounts, please promptly advise them in writing of any material change in your investment objectives or financial situation. Expiring options which are valuable are exercised automatically pursuant to the exercise by exception procedure of the Options Clearing Corporation. Additional information regarding this procedure is available upon written request to your introducing firm.

Certificates of Deposit

Certificates of Deposit acquired through the Certificate of Deposit Account Registry Service ("CDARS") and held in your brokerage account are subject to Securities Investor Protection Corporation (SIPC) coverage. Please see additional information about SIPC under Important Information and Disclosures on this statement.

Please be advised that the secondary market for CDs is generally illiquid; the actual value of CDs may be different from their purchase price; and a significant loss of principal could result if your CDs are sold prior to maturity. In the event that the CDs listed above do not indicate a market valuation, an accurate market value could not be determined. In the event that a price is listed above for your CDs, Pershing has obtained a price from sources deemed to be reliable or has priced your CDs using a matrix formula. Prices are estimates and the actual value you may obtain for your CD may be different if you elect to sell your CD in the secondary market.

Foreign Currency Transactions

Pershing will execute foreign currency transactions as principal for your account. Pershing may automatically convert foreign currency to or from U.S. dollars for dividends and similar corporate action transactions unless you instruct your financial organization otherwise. Pershing's currency conversion rate will not exceed the highest interbank conversion rate identified from customary banking sources on the conversion date or the prior business day, increased by up to 1%, unless a particular rate is required by applicable law. Your financial organization may also increase the currency conversion rate. This conversion rate may differ from rates in effect on the date you executed a transaction, incurred a charge, or received a credit. Transactions converted by agents (such as depositories) will be billed at the rates such agents use.

Proxy Vote

Securities not fully paid for in your margin account may be lent by Pershing to itself or others in accordance with the terms outlined in the Margin Agreement. The right to vote your shares held on margin may be reduced by the amount of shares on loan. The Proxy Voting Instruction Form sent to you may reflect a smaller number of shares entitled to vote than



Portfolio Holdings Disclosures (continued)

Proxy Vote (continued)
the number of shares in your margin account.

Activity Summary (All amounts shown are in base currency)

	Credits This Period	Debits This Period	Net This Period	Credits Year-to-Date	Debits Year-to-Date	Net Year-to-Date
Securities						
Securities Bought	0.00	-248,000.00	-248,000.00	0.00	-2,969,628.00	-2,969,628.00
Total Securities	\$0.00	-\$248,000.00	-\$248,000.00	\$0.00	-\$2,969,628.00	-\$2,969,628.00
Dividends and Interest	\$26,440.31	-\$558.00	\$25,882.31	\$193,504.12	-\$1,091.63	\$192,412.49
Distributions	\$248,000.00	\$0.00	\$248,000.00	\$3,958,000.00	\$0.00	\$3,958,000.00
Cash						
Withdrawals	0.00	-273,871.61	-273,871.61	0.00	-3,161,756.00	-3,161,756.00
Deposits	248,000.00	0.00	248,000.00	1,981,000.00	0.00	1,981,000.00
Total Cash	\$248,000.00	-\$273,871.61	-\$25,871.61	\$1,981,000.00	-\$3,161,756.00	-\$1,180,756.00
Totals	\$522,440.31	-\$522,429.61	\$10.70	\$6,132,504.12	-\$6,132,475.63	\$28.49

Transactions by Type of Activity

Process/ Settlement Date	Trade/ Transaction Date	Activity Type	Description	Quantity	Price	Accrued Interest	Amount	Currency
Securities Bought and Sold								
06/28/19	06/12/19	PURCHASED 856528CY8	STSTE BK TEX DALLAS CTF DEP ACT/365 2.350% 06/28/21 B/E DTD 06/28/19 CLB YLD 2.350 TO MAT	248,000.000	100.0000		-248,000.00	USD
Total Securities Bought and Sold							\$0.00	-\$248,000.00 USD
Dividends and Interest								
06/03/19		BOND INTEREST RECEIVED 538036DK7	248000 LIVE OAK BKG CO WILMINGTON N C CTF DEP ACT/365 2.400% 03/09/20 B/E DTD 03/09/18 RD 05/17 PD 06/01/19				505.51	USD
06/03/19		BOND INTEREST RECEIVED 58740XZM5	246000 MERCANTILE BK MICH GRAND RAPIDS CTF DEP ACT/365 SEMI-ANNUALLY 2.750% 06/01/20 B/E DTD 06/01/18 RD 05/17 PD 06/01/19				3,373.23	USD
06/03/19		BOND INTEREST RECEIVED 845182BE3	248000 SOUTHWEST NATL BK WICHITA KANS CTF DEP ACT/365 MONTHLY 2.000% 08/02/19 B/E DTD 02/02/18 RD 05/18 PD 06/02/19				421.26	USD
06/04/19		BOND INTEREST RECEIVED 56035BBN5	248000 MAIN STR BK BINGHAM FARMS MI CTF DEP ACT/365 2.900% 10/05/20 B/E DTD 10/04/18 RD 05/20 PD 06/04/19				610.83	USD



June 1, 2019 - June 30, 2019
MEDINA CITY SCHOOLS**Transactions by Type of Activity (continued)**

Process/ Settlement Date	Trade/ Transaction Date	Activity Type	Description	Quantity	Price	Accrued Interest	Amount	Currency
Dividends and Interest (continued)								
06/06/19		BOND INTEREST RECEIVED 08016PCP2	248000 BELMONT BK & TR CO CHICAGO IL CTF DEP ACT/365 MONTHLY 1.700% 11/06/19 B/E DTD 11/06/17 RD 05/22 PD 06/06/19				358.07	USD
06/06/19		BOND INTEREST RECEIVED 169894AP7	248000 CHIPPEWA VY BK WINTER WIS CTF DEP ACT/365 MONTHLY 3.000% 07/06/21 B/E DTD 07/06/18 RD 05/22 PD 06/06/19				631.89	USD
06/10/19		BOND INTEREST RECEIVED 85916VCD5	248000 STERLING BK POPLAR BLUFF MO CTF DEP ACT/365 MONTHLY 1.750% 08/08/19 B/E DTD 09/08/17 RD 05/24 PD 06/08/19				368.60	USD
06/12/19		BOND INTEREST RECEIVED 559582AA9	248000 MAGNOLIA BK INC KY CTF DEP ACT/365 MONTHLY 1.750% 10/11/19 B/E DTD 10/12/17 CLB RD 05/28 PD 06/12/19				368.60	USD
06/13/19		BOND INTEREST RECEIVED 01748DBC9	246000 ALLEGIANCE BK HOUSTON TEX CTF DEP ACT/365 SEMI-ANNUALLY 2.800% 06/15/20 B/E DTD 06/13/18 RD 05/29 PD 06/13/19				3,434.56	USD
06/13/19		BOND INTEREST RECEIVED 139805AQ8	248000 CAPITAL BK N A ROCKVILLE MD CTF DEP ACT/365 2.600% 03/12/21 B/E DTD 03/13/19 RD 05/29 PD 06/13/19				547.64	USD
06/14/19		BOND INTEREST RECEIVED 59774QFG2	248000 MIDLAND STS BK EFFINGHAM ILL CTF DEP ACT/365 1.850% 06/14/19 B/E DTD 12/14/17 CLB RD 05/30 PD 06/14/19				389.67	USD
06/14/19		BOND INTEREST RECEIVED 939693AK3	248000 WASHINGTON SVGS BK LOWELL MA CTF DEP ACT/365 MONTHLY 2.750% 03/14/22 B/E DTD 03/14/19 CLB RD 05/30 PD 06/14/19				579.23	USD
06/17/19		BOND INTEREST RECEIVED 12651HAB5	246000 CTBC BK CORP USA LOS ANGELES CALIF CTF DEP ACT/365 3.000% 06/15/21 B/E DTD 06/15/18 RD 05/31 PD 06/15/19				3,679.89	USD
06/17/19		BOND INTEREST RECEIVED 29266N6E2	248000 ENERBANK USA SALT LAKE CITY UTAH CTF DEP ACT/365 MONTHLY 1.700% 09/16/19 B/E DTD 09/15/17 RD 05/31 PD 06/15/19				358.07	USD
06/17/19		BOND INTEREST RECEIVED 72345SGZ8	248000 PINNACLE BK NASHVILLE TENN CTF DEP ACT/365 MONTHLY 2.550% 12/16/19 B/E DTD 06/15/18 RD 05/31 PD 06/15/19				537.11	USD



Transactions by Type of Activity (continued)

Process/ Settlement Date	Trade/ Transaction Date	Activity Type	Description	Quantity	Price	Accrued Interest	Amount	Currency
Dividends and Interest (continued)								
06/17/19		BOND INTEREST RECEIVED 828373GB0	248000 SILVERGATE BK LA JOLLA CALIF CTF DEP ACT/365 2.700% 05/15/23 B/E DTD 05/15/19 CLB RD 06/14 PD 06/15/19				558.00	USD
06/19/19		BOND INTEREST RECEIVED 20786ACJ2	248000 CONNECTONE BK ENGLEWOOD CLIFFS N J CTF DEP ACT/365 MONTHLY 2.800% 09/18/20 B/E DTD 09/19/18 RD 06/04 PD 06/19/19				589.76	USD
06/19/19		BOND INTEREST RECEIVED 31617CAH6	248000 FIDELITY BK NEW ORLEANS LA CTF DEP ACT/365 MONTHLY 1.900% 07/19/19 B/E DTD 01/19/18 RD 06/04 PD 06/19/19				400.20	USD
06/19/19		BOND INTEREST RECEIVED 42724JEG6	248000 HERITAGE BK HOPKINSVILLE KY CTF DEP ACT/365 MONTHLY 3.000% 06/21/21 B/E DTD 06/19/18 RD 06/04 PD 06/19/19				631.89	USD
06/19/19		BOND INTEREST RECEIVED 909557JA9	248000 UNITED BANKERS BK BLOOMINGTON MINN CTF DEP ACT/365 MONTHLY 3.250% 12/20/21 B/E DTD 12/19/18 CLB RD 06/04 PD 06/19/19				684.55	USD
06/20/19		BOND INTEREST RECEIVED 06610QDM0	248000 BANKERS BK OKLA CITY CTF DEP ACT/365 MONTHLY 1.700% 09/20/19 B/E DTD 09/20/17 RD 06/05 PD 06/20/19				358.07	USD
06/24/19	06/17/19	BOND INTEREST ADJUSTMENT 828373GB0	248000 SILVERGATE BK LA JOLLA CALIF CTF DEP ACT/365 2.700% 05/15/23 B/E RD 06/14 PD 06/15/19 2.293151				-558.00	USD
06/24/19	06/17/19	BOND INTEREST RECEIVED 828373GB0	248000 SILVERGATE BK LA JOLLA CALIF CTF DEP ACT/365 2.700% 05/15/23 B/E RD 06/14 PD 06/15/19				568.70	USD
06/24/19		BOND INTEREST RECEIVED 09248ABG4	248000 BLACKRIDGE BANK FARGO N D CTF DEP ACT/365 MONTHLY 2.100% 12/22/20 B/E DTD 12/22/17 CLB RD 06/07 PD 06/22/19				442.32	USD
06/24/19		BOND INTEREST RECEIVED 20033AVAI	248000 COMENITY CAP BK SALT LAKE CITY UTAH CTF DEP ACT/365 1.700% 07/24/19 B/E DTD 07/24/17 RD 06/09 PD 06/24/19				358.07	USD
06/24/19		BOND INTEREST RECEIVED 29367SHX5	248000 ENTERPRISE BK & TR CLAYTON MO CTF DEP ACT/365 2.800% 06/22/20 B/E DTD 06/22/18 RD 06/07 PD 06/22/19				589.76	USD
06/25/19		BOND INTEREST RECEIVED 32117BCM8	248000 FIRST NATL BK DAMARISCOTTA ME CTF DEP ACT/365 3.150% 10/25/21 B/E DTD 10/25/18 CLB RD 06/10 PD 06/25/19				663.48	USD
06/26/19		BOND INTEREST RECEIVED 32021SFP6	246000 FIRST FINL BK CINCINNATI OH CTF DEP ACT/365 SEMI-ANNUALLY 2.900% 06/26/20 B/E DTD 12/26/18 RD 06/11 PD 06/26/19				3,557.23	USD



June 1, 2019 - June 30, 2019
MEDINA CITY SCHOOLS**Transactions by Type of Activity (continued)**

Process/ Settlement Date	Trade/ Transaction Date	Activity Type	Description	Quantity	Price	Accrued Interest	Amount	Currency
Dividends and Interest (continued)								
06/28/19		BOND INTEREST RECEIVED 329864AB8	248000 FIRST NATL BK LONG IS N Y CTF DEP ACT/365 MONTHLY 2.300% 09/30/19 B/E DTD 03/28/18 RD 06/13 PD 06/28/19				484.45	USD
06/28/19		BOND INTEREST RECEIVED 947547JQ9	248000 WEBBANK SALT LAKE CITY UTAH CTF DEP ACT/365 MONTHLY 1.850% 03/30/20 B/E DTD 09/28/17 CLB RD 06/13 PD 06/28/19				389.67	USD
Total Dividends and Interest						\$0.00	\$25,882.31	USD
Distributions								
06/14/19		SECURITY REDEEMED 59774QFG2	MIDLAND STS BK EFFINGHAM ILL CTF DEP ACT/365 1.850% 06/14/19 B/E DTD 12/14/17 CLB ACCOUNT REDEMPTION	-248,000.000			248,000.00	USD
Total Distributions						\$0.00	\$248,000.00	USD
Cash Withdrawals and Deposits								
06/04/19		ELECTRONIC TRANSACTION USD999997	SEND TO BANK FOR ACH ACH HUNTINGTON NATIONAL BANK				-4,910.83	USD
06/11/19		ELECTRONIC TRANSACTION USD999997	SEND TO BANK FOR ACH ACH HUNTINGTON NATIONAL BANK				-1,358.56	USD
06/14/19		ELECTRONIC TRANSACTION USD999997	SEND TO BANK FOR ACH ACH HUNTINGTON NATIONAL BANK				-253,319.70	USD
06/18/19		ELECTRONIC TRANSACTION USD999997	SEND TO BANK FOR ACH ACH HUNTINGTON NATIONAL BANK				-5,133.07	USD
06/24/19		ELECTRONIC TRANSACTION USD999997	SEND TO BANK FOR ACH ACH HUNTINGTON NATIONAL BANK				-4,054.62	USD
06/26/19		ELECTRONIC TRANSACTION USD999997	SEND TO BANK FOR ACH ACH HUNTINGTON NATIONAL BANK				-4,220.71	USD



Transactions by Type of Activity (continued)

Process/ Settlement Date	Trade/ Transaction Date	Activity Type	Description	Quantity	Price	Accrued Interest	Amount	Currency
Cash Withdrawals and Deposits (continued)								
06/28/19		ELECTRONIC TRANSACTION USD999997	SEND TO BANK FOR ACH ACH HUNTINGTON NATIONAL BANK				-874.12	USD
06/28/19		ELECTRONIC DEPOSIT USD999997	RECV FR BANK FOR ACH ACH HUNTINGTON NATIONAL BANK				248,000.00	USD
Total Cash Withdrawals and Deposits						\$0.00	-\$25,871.61	USD
Total Value of Transactions						\$0.00	\$10.70	USD

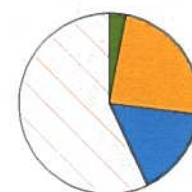
The price and quantity displayed may have been rounded.

Fixed Income Analysis

Bond Quality

Bond Quality	Market Value	% of Bond Market Value
Not Rated	15,386,120.62	100%
Total	15,386,120.62	100%

Bond Maturity Schedule



Bond Maturity	Market Value	% of Bond Market Value
Within 1 month	495,846.24	3%
1 to 6 months	3,713,642.26	24%
7 to 12 months	2,477,627.88	16%
1 to 5 years	8,699,004.24	57%
Total	15,386,120.62	100%

Percentages of bond market values are rounded to the nearest whole percentage.

Bond quality ratings reflect Moody's or Standard and Poor's ratings. Bonds may be rated by other services. Bonds that are in default are not included. Please refer to your Portfolio Holdings section.

You are 100% invested in bonds with a bond quality of Not Rated.

Trades Not Settled

Settlement Date	Trade Date	Activity Type	Description	Quantity	Price	Accrued Interest	Settlement Amount
07/15/19	06/28/19	Buy	STATE BK INDIA CHICAGO ILL CTF DEP ACT/365 2.650% 07/12/24 B/E DTD 07/12/19 CLB YLD 2.649 TO	246,000.000	100.0000	53.58	-246,053.58
Total Amount of Trades Not Settled							-\$246,053.58

June 1, 2019 - June 30, 2019
MEDINA CITY SCHOOLS**Messages**

Although a money market mutual fund seeks to preserve the value of your investment at \$1 per share, it is possible to lose money by investing in a money market mutual fund. Shares of a money market mutual fund or the balance of a bank deposit product held in your brokerage account may be liquidated upon request with the proceeds credited to your brokerage account. Please see the money market mutual fund's prospectus or the bank deposit product's disclosure document or contact your advisor for additional information. Pursuant to SEC Rule 10b-10(b)(1) confirmations are not sent for purchases into money market mutual funds processed on the sweep platform.

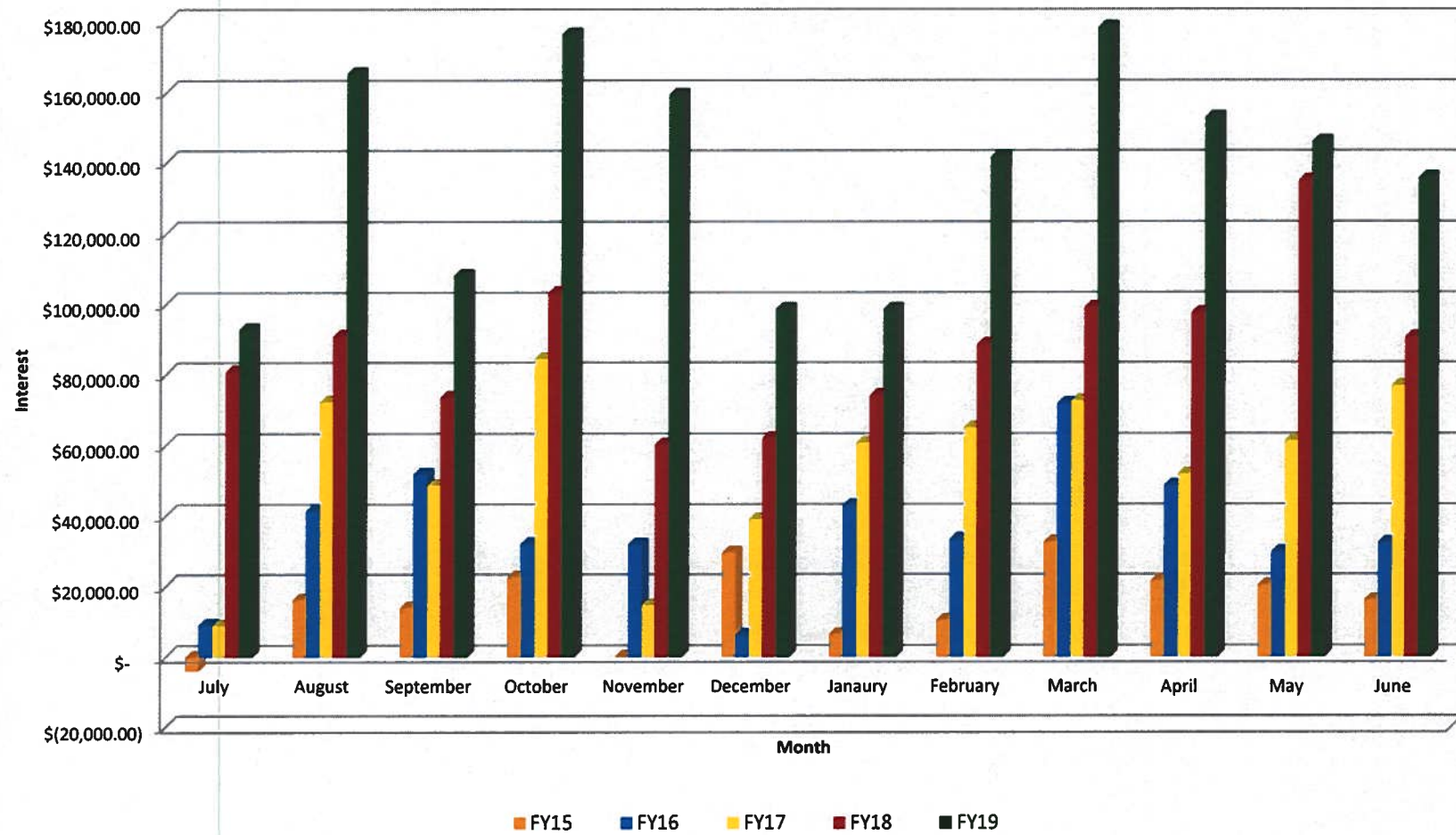
Cash Not Yet Received

Security	Record Date	Payable Date	Quantity Held	Rate	Dividend Option	Amount of Payment
Interest						
BMW BK NORTH AMER SALT LAKE CITY UTAH CTF DEP ACT/365	06/28/19	07/13/19	246,000.000	0.014877	Cash	3,659.67
BELMONT BK & TR CO CHICAGO IL CTF DEP ACT/365 MONTHLY	06/21/19	07/06/19	248,000.000	0.001397	Cash	346.52
CAPITAL BK N A ROCKVILLE MD CTF DEP ACT/365	06/28/19	07/13/19	248,000.000	0.002137	Cash	529.97
CHIPPEWA VY BK WINTER WIS CTF DEP ACT/365 MONTHLY	06/21/19	07/06/19	248,000.000	0.002466	Cash	611.51
ENERBANK USA SALT LAKE CITY UTAH CTF DEP ACT/365 MONTHLY	06/30/19	07/15/19	248,000.000	0.001397	Cash	346.52
MAGNOLIA BK INC KY CTF DEP ACT/365 MONTHLY	06/27/19	07/12/19	248,000.000	0.001438	Cash	356.71
MAIN STR BK BINGHAM FARMS MI CTF DEP ACT/365	06/19/19	07/04/19	248,000.000	0.002384	Cash	591.12
PINNACLE BK NASHVILLE TENN CTF DEP ACT/365 MONTHLY	06/30/19	07/15/19	248,000.000	0.002096	Cash	519.78
SILVERGATE BK LA JOLLA CALIF CTF DEP ACT/365	06/30/19	07/15/19	248,000.000	0.002219	Cash	550.36
SOUTHWEST NATL BK WICHITA KANS CTF DEP ACT/365 MONTHLY	06/17/19	07/02/19	248,000.000	0.001644	Cash	407.67
STERLING BK POPLAR BLUFF MO CTF DEP ACT/365 MONTHLY	06/23/19	07/08/19	248,000.000	0.001438	Cash	356.71
WASHINGTON SVGS BK LOWELL MA CTF DEP ACT/365 MONTHLY	06/29/19	07/14/19	248,000.000	0.002260	Cash	560.55
Total Cash Not Yet Received						\$8,837.09

Assets shown here are not reflected in your account. This information has been received from sources we believe to be reliable. Pershing does not guarantee the accuracy of the information.



Total Monthly Interest Earnings



Date: 7/09/19

FINANCIAL SUMMARY REPORT
Processing Month: June 2019
MEDINA CITY SCHOOL DISTRICT

Page: 1
(FINSUM)

Fnd	Scc	Description	Beginning Balance	MTD Revenues	FYTD Revenues	MTD Expenditures	FYTD Expenditures	Current Available Balance
001	0000	GENERAL FUND	40,167,539.65	2,049,269.74	71,444,538.21	5,627,255.68	74,542,477.21	37,069,600.65
002	0000	BOND RETIREMENT	1,182,040.17	.00	474,006.99	266,157.03	1,656,047.16	.00
002	9000	BOND RETIREMENT - NEW ELE	3,827,987.43	266,157.03	4,018,366.58	.00	4,240,362.46	3,605,991.55
002	9012	LOCAL SALES TAX RETIREMEN	.00	461,855.84	1,739,920.86	1,250.00	1,739,920.86	.00
002	9014	CONSOLIDATION - ENERGY &	.00	.00	344,806.24	.00	344,806.24	.00
003	0000	PERMANENT IMPROVEMENT FUN	126,628.88	.00	.00	.00	634.27	125,994.61
003	9000	PERMANENT IMPROVEMENT FUN	989.14	5,000.00	13,000.00	.00	388.00	13,601.14
003	9001	MEDINA CITY REC CENTER-PE	593,959.31	.00	104,383.94	219,883.70	316,663.35	381,679.90
006	0000	LUNCHROOM FUND	38,757.65	305,496.45	2,484,398.37	297,067.98	2,498,002.30	25,153.72
007	9004	COLLINS SCHOLARSHIP/POST-	185.01	1.94	18,352.69	18,000.00	18,000.00	537.70
007	9110	ART TRUST - GARFIELD	10,300.89	38.59	396.64	.00	.00	10,697.53
007	9111	CHARLES STANGEL SCHOLARSH	.00	.00	500.00	.00	.00	500.00
007	9333	RIOS STUDENT LEADER SCHOL	27,351.81	99.98	4,619.69	4,250.00	4,250.00	27,721.50
007	9901	BIXLER SCHOLARSHIP FUND	125.00	.00	.00	.00	.00	125.00
008	9002	KANEHL MUSIC TRUST	28,768.25	2,028.95-	1,166.42-	250.00	250.00	27,351.83
008	9003	RICHARD HOFFMAN COLLINS M	636,337.81	31,323.93	31,323.93	32,800.00	32,800.00	634,861.74
008	9112	ELAINE BUSHMAN FUND	17,752.58	437.61	859.19	400.00	400.00	18,211.77
009	9000	STAR	2,051.25	951.65	28,316.60	.00	30,243.50	124.35
009	9110	UNIFORM SUPPLIES GARFIELD	7,654.37	130.70	5,113.45	.00	2,213.46	10,554.36
009	9120	UNIFORM SUPPLIES - CANAVA	7,885.49	102.30	8,080.35	59.12	4,315.97	11,649.87
009	9130	UNIFORM SUPPLIES - FENN	17,911.19	.00	8,344.38	.00	9,331.94	16,923.63
009	9140	UNIFORM SUPPLIES - HERITA	4,052.08	128.60	8,517.10	.00	4,689.76	7,879.42
009	9160	UNIFORM SUPPLIES - BLAKE	75.40	30.00	10,252.05	216.07	4,825.63	5,501.82
009	9170	UNIFORM SUPPLIES - RALPH	11,797.12	30.00	12,683.45	.00	6,055.02	18,425.55
009	9180	UNIFORM SUPPLIES - ELIZA	5,530.88	62.80	9,960.15	54.33	4,500.83	10,990.20
009	9200	UNIFORM SUPPLIES - CLAGGE	52,107.78	391.50	22,065.90	815.91	32,929.05	41,244.63
009	9210	UNIFORM SUPPLIES - A.I. R	9,657.05	34.30	26,484.65	126.44	28,656.78	7,484.92
009	9300	UNIFORM SUPPLIES - SENIOR	22,804.73	840.55	147,830.42	52,586.70	163,983.09	6,652.06
009	9304	AVIATION/PHOTOGRAPHY	3.87	.00	.00	.00	.00	3.87
014	9016	MEDINA CNTY JUV DET CNTR	79,227.24	101,825.44	292,048.72	22,792.45	289,551.67	81,724.29
014	9111	CFIT FY11	5,550.01	.00	.00	.00	.00	5,550.01
014	9116	EVOLVE	184,406.84	61,230.00	934,205.00	18,881.44	799,552.98	319,058.86
016	0000	EMERGENCY LEVY	18,470,574.92	3,116.52	6,729,326.31	823,027.25	4,272,802.37	20,927,098.86
018	0000	PRINT SHOP	6,683.33	.00	.00	.00	.00	6,683.33
018	9000	PUBLIC SCHOOL SUPPORT - S	16.70	.00	.00	.00	.00	16.70
018	9110	PRINCIPAL'S FUND - GARFIE	36,598.58	.00	8,540.67	2,727.10	12,366.61	32,772.64
018	9111	GARFIELD SCHOOL STORE	49.99	.00	.00	.00	.00	49.99
018	9113	GARFIELD MEDIA CENTER	810.24	8.95	932.32	.00	907.15	835.41
018	9120	PRINCIPAL - CANAVAN	46,644.11	647.23	7,789.45	986.47	12,943.72	41,489.84
018	9122	CANAVAN SCHOOL STORE	586.69	.00	.00	.00	.00	586.69
018	9123	BOOK FAIR - CANAVAN	2,376.32	236.29	5,622.93	2,788.58	7,565.83	433.42
018	9130	PRINCIPAL - FENN	29,614.17	760.63	11,933.57	1,113.56	13,239.13	28,308.61
018	9132	FENN SCHOOL STORE	1,243.95	.00	788.69	.00	571.81	1,460.83
018	9133	BOOK FAIR - FENN	598.56	5.00	227.40	.00	.00	825.96
018	9135	MEDINA SKI TEAM - DISTRIC	3,750.04	.00	5,975.00	.00	7,808.70	1,916.34
018	9140	PRINCIPAL'S FUND - HERITA	33,036.16	682.70	16,341.35	1,130.86	10,476.64	38,900.87

Date: 7/09/19

F I N A N C I A L S U M M A R Y R E P O R T
Processing Month: June 2019
MEDINA CITY SCHOOL DISTRICT

Page: 2
(FINSUM)

Fnd	Scc	Description	Beginning Balance	MTD Revenues	FYTD Revenues	MTD Expenditures	FYTD Expenditures	Current Available Balance
018	9143	HERITAGE MEDIA CENTER	6,292.05	.00	4,228.13	.00	5,984.95	4,535.23
018	9160	PRINCIPAL'S FUND - H G BL	49,340.74	1,202.20	13,258.85	96.50	19,106.94	43,492.65
018	9161	PBIS - BLAKE	7,394.06	.00	.00	.00	.00	7,394.06
018	9163	BLAKE MEDIA CENTER	15,865.60	.00	5,879.70	50.00-	8,603.19	13,142.11
018	9170	PRINCIPALS FUND - RALPH W	71,910.40	.00	11,654.00	3,077.36	10,013.34	73,551.06
018	9171	WAITE SCHOOL STORE	50.00	.00	.00	.00	.00	50.00
018	9173	MEDIA CENTER RALPH WAITE	5,449.06	.00	8,502.43	.00	9,727.99	4,223.50
018	9174	FIELD TRIPS RALPH WAITE E	15,209.72	.00	.00	.00	.00	15,209.72
018	9180	PRINCIPALS FUND ELIZA NOR	47,210.96	.00	12,645.86	3,004.31	8,303.70	51,553.12
018	9181	NORTHROP ELEMENTARY SCHOO	1,681.19	.00	.00	.00	50.00	1,631.19
018	9183	MEDIA CENTER ELIZA NORTHR	8,375.80	.00	6,368.80	.00	7,730.85	7,013.75
018	9184	FIELD TRIPS ELIZA NORTHR	146.00	.00	.00	.00	.00	146.00
018	9200	PRINCIPAL'S FUND - CLAGGE	79,667.58	10.00	14,819.25	142.14	15,824.89	78,661.94
018	9203	CLAGGETT M.S. MEDIA CENTE	5,408.59	6.03	2,905.26	.00	2,822.72	5,491.13
018	9210	PRINCIPAL'S FUND - ROOT M	34,705.04	20.00	18,685.75	4,505.87	20,339.72	33,051.07
018	9211	ROOT M.S. MEDIA CENTER	9,839.79	192.29	3,020.14	50.00-	2,645.57	10,214.36
018	9212	ROOT M.S. - WASHINGTON TR	355.00	.00	.00	.00	.00	355.00
018	9213	SPECIAL FUNDRAISER - ROOT	.02	.00	.00	.00	.00	.02
018	9300	PRINCIPAL'S FUND - SENIOR	47,137.95	532.97	14,338.99	4,841.97	24,714.27	36,762.67
018	9301	MEDIA CENTER FUND	1,363.76	.00	.00	17.74-	17.74-	1,381.50
018	9302	SPECIAL FUNDRAISER - SENI	37,086.18	.00	.00	.00	.00	37,086.18
018	9303	PERFORMING ARTS	97,571.10	6,998.00	36,431.00	4,205.04	41,294.80	92,707.30
018	9304	BUZZ	16,394.08	4.00	11,037.06	419.19-	10,671.50	16,759.64
018	9305	FLEXIBLE CREDIT FUND	7,634.56	150.00	200.00	.00	.00	7,834.56
018	9306	FEED THE BEES	.00	.00	1,392.00	51.58	387.95	1,004.05
018	9884	FACILITY RENTAL	.00	309.00-	27,476.82	.00	.00	27,476.82
018	9900	INSERVICE - CENTRAL	3,702.01	.00	.00	.00	.00	3,702.01
018	9901	PUBLIC SCHOOL SUPPORT - I	9,540.71	2,250.00-	10,000.00	1,306.42	17,310.94	2,229.77
018	9902	INSERVICE - SUPERINTENDEN	24,720.92	.00	.00	.00	.00	24,720.92
018	9903	BOARD/STUDENT DEVELOPMENT	2,800.00	.00	.00	.00	.00	2,800.00
018	9904	WELLNESS FUND	502.00	.00	.00	.00	.00	502.00
018	9905	PUBLIC SCHOOL SUPPORT/STU	52,823.04	.00	8,000.00	2,269.41	9,574.65	51,248.39
018	9906	COMMUNICATIONS - PUBLIC S	2,377.27	.00	500.00	200.00	2,562.00	315.27
018	9907	STEAM - SUMMER ENRICHMENT	.00	7,777.17	7,777.17	.00	.00	7,777.17
018	9910	MAINTENANCE DEPARTMENT	3,902.36	.00	.00	.00	.00	3,902.36
018	9914	END OF YEAR	.00	25.00	100.00	50.94	92.87	7.13
018	9915	BIKE TO SCHOOL	.00	.00	1,553.00	545.75	1,500.00	53.00
018	9916	SPIRIT NIGHT	.00	750.00	4,425.00	.00	2,297.52	2,127.48
018	9917	BICENTENNIAL	.00	.00	677.00	.00	677.00	.00
018	9918	FAMILY FIRST	.00	.00	842.20	.00	842.20	.00
018	9919	STUDENT ART SHOW	.00	.00	250.00	.00	28.47	221.53
018	9920	TRSP FUND	2,241.50	.00	143.31	.00	.00	2,384.81
018	9930	Resource Connection	1,500.00	.00	.00	.00	.00	1,500.00
019	9000	ADAMH GRANT	980.00	.00	6,000.00	.00	6,476.00	504.00
019	9009	MCDAC GRANT FY19	.00	.00	75,019.90	27,018.29-	75,019.90	.00
019	9018	LOWE'S LIGHT UP GARFIELD	48.08	.00	.00	.00	.00	48.08

Date: 7/09/19

F I N A N C I A L S U M M A R Y R E P O R T
Processing Month: June 2019
MEDINA CITY SCHOOL DISTRICT

Page: 3
(FINSUM)

Fnd	Scc	Description	Beginning Balance	MTD Revenues	FYTD Revenues	MTD Expenditures	FYTD Expenditures	Current Available Balance
019	9020	RIF PROGRAM GRANT - NORTH	400.73	.00	.00	.00	.00	400.73
019	9021	JENNINGS - BLAKE - BRYNIA	.82	.00	.00	.00	.00	.82
019	9023	PUBLIC EDUCATION LEADERSH	.01	.00	.00	.00	.00	.01
019	9029	MARTHA HOLDEN JENNINGS GR	6.82	.00	.00	.00	.00	6.82
019	9030	PERFORMANCE BASED ASSESSM	79.76	.00	.00	.00	.00	79.76
019	9031	PBA FY11	256.96	.00	.00	.00	.00	256.96
019	9113	ACS-HACH CHEMISTRY GRANT	96.34	.00	.00	.00	.00	96.34
019	9180	PPG INNOVATIVE CLASSROOM	15.31	.00	.00	.00	.00	15.31
019	9181	FIRST ENERGY GRANT	.00	.00	960.00	.00	959.84	.16
019	9213	VIDEO CLUB GRANT - MHS	2.82	.00	.00	.00	.00	2.82
019	9313	JENNINGS - NORTHROP - MIL	13.86	.00	.00	.00	.00	13.86
019	9413	3M AND OTHER GRANT	152.03	.00	.00	.00	.00	152.03
019	9513	NEA STUDENT ACHIEVEMENT G	191.88	.00	.00	.00	.00	191.88
019	9715	FUEL UP - BLAKE	23.82	.00	.00	.00	.00	23.82
020	9001	TRANSPORTATION ENTERPRISE	61,220.42	1,112.15	32,110.94	.00	17,145.28	76,186.08
022	9000	Unclaimed funds	33,217.15	4,145.50	4,136.50	.00	1,307.70	36,045.95
022	9093	DIVERSION PROGRAM FED MON	1,000.00	.00	.00	.00	.00	1,000.00
022	9094	DIVERSION PROGRAM - FED.	1,000.00	.00	.00	.00	.00	1,000.00
022	9300	OH HIGH SCHOOL ATH ASSOC	3,106.23	.00	38,921.67	4,542.60	40,153.37	1,874.53
024	9001	MEDICAL AND DRUG/SELF INS	6,847,635.87	686,682.54	8,713,212.14	601,471.19	8,435,060.96	7,125,787.05
024	9002	DENTAL SELF INSURANCE FUN	357,639.76	56,932.52	676,880.19	56,814.61	680,136.98	354,382.97
024	9094	FLEX PRO	63,113.32	10,916.92	197,816.00	13,555.81	197,385.81	63,543.51
027	0000	WORKMANS COMP.-SELF INS	135,237.63	43,031.78	197,707.89	10,859.40	252,213.54	80,731.98
071	9013	LOCAL SALES TAX PERMANENT	3,368,024.17	.00	3,264,644.56	476,215.76	3,436,826.03	3,195,842.70
200	9110	GARFIELD STUDENT COUNCIL/	678.51	2.36	25.94	49.85	49.85	654.60
200	9121	ELLA CANAVAN STUDENT COUN	1,058.18	4.32	303.55	.00	163.43	1,198.30
200	9134	FENN STUDENT BUSINESS	8.69	.03	.33	.00	.00	9.02
200	9140	STUDENT COUNCIL - HERITAG	151.19	.57	5.83	.00	.00	157.02
200	9184	NORTHROP ELEMENTARY STUDE	48.39	.18	1.86	.00	.00	50.25
200	9185	K-KIDS KIWANIS ACTIVITY C	6,163.70	30.13	3,880.21	1,000.00	1,689.96	8,353.95
200	9202	CLAGGETT MIDDLE SCH. STUD	1,651.98	2.71	1,715.84	84.75	2,618.37	749.45
200	9204	CLAGGETT MIDDLE SCHOOL CH	485.90	1.82	18.70	.00	.00	504.60
200	9205	CLAGGETT MIDDLE SCH. BUIL	1,955.42	9.28	851.20	.00	232.67	2,573.95
200	9209	CLAGGETT MIDDLE SCHOOL DR	19,658.66	82.81	7,290.57	.00	3,990.15	22,959.08
200	9252	CHEERLEADERS - ROOT M.S.	41.48	.16	1.60	.00	.00	43.08
200	9253	BUILDERS' CLUB - ROOT M.S	3,684.29	16.48	1,168.67	75.00	282.85	4,570.11
200	9254	HONORS ACADEMY - ROOT	3,504.89	16.45	2,605.54	.00	1,549.25	4,561.18
200	9256	DRAMA CLUB - ROOT M.S.	4,660.14	20.95	2,979.63	.00	1,831.50	5,808.27
200	9258	STUDENT COUNCIL - ROOT M.	2,108.13	12.09	3,148.19	55.48	1,904.17	3,352.15
200	9301	YOUNG AMERICANS FOR FREED	3,128.52	.19	17.68	.00	3,095.00	51.20
200	9302	ART CLUB	136.78	.69	523.01	.00	467.75	192.04
200	9303	CULTURAL EXPLORATION	206.06	.68	6.68	.00	23.49	189.25
200	9304	CAREER ASSOCIATION	.37	.00	.00	.00	.00	.37
200	9305	CHEMCLUB	966.23	5.46	791.31	.00	245.52	1,512.02
200	9306	OPERATION SMILE	109.39	.00	3.42	.00	112.81	.00
200	9307	CHOIR	56,370.48	187.97	26,224.98	9,714.81	38,799.82	43,795.64

Date: 7/09/19

F I N A N C I A L S U M M A R Y R E P O R T
Processing Month: June 2019
MEDINA CITY SCHOOL DISTRICT

Page: 4
(FINSUM)

Fnd	Sc	Description	Beginning Balance	MTD Revenues	FYTD Revenues	MTD Expenditures	FYTD Expenditures	Current Available Balance
200	9309	IMPROV CLUB	276.51	1.04	10.64	.00	.00	287.15
200	9310	DELTA EPSILON PHI - NAT'L	.45	.00	.00	.00	.00	.45
200	9312	DRAMA CLUB	31,354.18	118.10	10,581.92	4,000.00	9,191.75	32,744.35
200	9314	MEDINA OUTDOORS CLUB	.00	.55	151.61	.00	.00	151.61
200	9315	FELLOWSHIP OF CHRISTIAN A	299.84	.01	7.75	.00	305.94	1.65
200	9318	GIRLS LEADERSHIP CLUB	5,128.27	22.39	1,991.31	.00	913.25	6,206.33
200	9321	KEY CLUB	37,318.51	173.89	15,411.56	827.96	4,518.51	48,211.56
200	9323	MEDINAMITE	302.43	10.60	1,926.69	332.00	675.00	1,554.12
200	9324	MEDINIAN	33,182.43	143.76	16,188.04	.00	9,512.93	39,857.54
200	9325	MHS BAND	13,924.28	67.18	12,708.20	2,102.18	8,007.06	18,625.42
200	9326	NATIONAL HONOR SOCIETY	11,347.80	41.12	2,329.52	.00	2,279.30	11,398.02
200	9327	ORCHESTRA	24,523.59	103.97	4,301.81	.00	.00	28,825.40
200	9330	SCIENCE OLYMPIAD CLUB	1,953.65	7.35	2,042.02	.00	1,956.89	2,038.78
200	9331	SKI CLUB	2.97	.01	.12	.00	.00	3.09
200	9332	SPANISH CLUB	10,465.93	42.61	4,245.46	.00	2,900.11	11,811.28
200	9333	STUDENT COUNCIL	40,707.70	123.55	34,611.75	1,159.60	46,611.53	28,707.92
200	9335	LATIN CLUB	2,298.75	7.09	5,030.96	1,953.00-	5,363.71	1,966.00
200	9337	AMERICAN SIGN LANGUAGE CL	254.74	.85	105.06	.00	124.30	235.50
200	9339	SPEECH/DEBATE CLUB	15,656.04	71.72	19,804.41	189.09	15,577.02	19,883.43
200	9340	S. A. D. D.	1,677.29	6.73	743.79	.00	555.74	1,865.34
200	9346	PENGUIN BOWL/NOSB	264.07	.77	197.82	.00	250.00	211.89
200	9350	TECHNOLOGY CLUB	483.83	2.29	1,676.56	.00	1,527.56	632.83
200	9352	VIDEO CLUB - SR HI	7,045.97	27.68	901.34	.00	274.55	7,672.76
200	9353	CHINESE CLUB	909.97	3.47	51.46	.00	.00	961.43
200	9355	GENDER AND SEXUALITY ALLI	1,299.36	3.96	489.75	200.00	693.15	1,095.96
200	9380	V O F T	25,124.90	63.88	8,156.85	1,221.40	15,570.63	17,711.12
200	9418	CLASS OF 2018	6,302.61	.00	18.60	.00	6,321.21	.00
200	9419	CLASS OF 2019	7,057.66	11.73	2,194.05	4,108.00	5,998.38	3,253.33
200	9420	CLASS OF 2020	4,071.63	391.47	48,485.88	1,609.46	41,059.83	11,497.68
200	9421	CLASS OF 2021	1,533.22	12.34	3,786.00	.00	1,897.61	3,421.61
200	9422	CLASS OF 2022	.00	6.04	3,496.75	.00	1,822.59	1,674.16
200	9999	GENERIC STUDENT ACTIV. FD	.01	.00	.00	.00	.00	.01
300	0000	ATHLETIC FUND	188,844.09	28,156.75	326,388.95	20,319.33	345,198.88	170,034.16
300	9110	GARFIELD FIELD TRIPS	2,067.57	2,690.71	6,263.71	2,671.39	7,964.94	366.34
300	9120	CANAVAN FIELD TRIP	1,352.68	407.00	8,285.00	221.96-	8,722.68	915.00
300	9121	WORLD WATCHER'S CLUB	7,362.04	.00	.00	.00	.00	7,362.04
300	9130	FENN FIELD TRIPS	517.55	.00	7,642.50	2,277.46	7,922.96	237.09
300	9140	HERITAGE FIELD TRIPS	1,136.21	.00	6,314.00	1,307.00	6,971.00	479.21
300	9160	BLAKE FIELD TRIPS	.00	.00	8,734.00	6,800.00	7,948.42	785.58
300	9170	WAITE FIELD TRIPS	.00	615.18	12,107.18	.00	12,107.18	.00
300	9180	NORTHROP FIELD TRIPS	3,958.79	1,046.21	9,354.08	6,411.00	11,812.87	1,500.00
300	9201	CLAGGETT MIDDLE SCH. BAND	26,346.90	.00	15,561.00	1,343.80	15,656.25	26,251.65
300	9202	CLAGGETT MIDDLE SCH. ORCH	258.00	.00	.00	.00	.00	258.00
300	9203	CLAGGETT MIDDLE SCHOOL LI	370.00	.00	.00	.00	.00	370.00
300	9204	CLAGGETT M.S. CHOIR FUND	634.10	.00	.00	.00	.00	634.10
300	9208	CLAGGETT - 6TH GRADE TRIP	32,331.66	6,116.40	94,150.70	.00	105,568.54	20,913.82

Date: 7/09/19

F I N A N C I A L S U M M A R Y R E P O R T
Processing Month: June 2019
MEDINA CITY SCHOOL DISTRICT

Page: 5
(FINSUM)

Fnd	Scc	Description	Beginning Balance	MTD Revenues	FYTD Revenues	MTD Expenditures	FYTD Expenditures	Current Available Balance
300	9250	ROOT M.S. BAND FUND	17,207.62	.00	19,647.00	2,055.21	19,704.90	17,149.72
300	9251	ROOT M.S. ORCHESTRA FUND	1,238.65	.00	8.00	.00	.00	1,246.65
300	9252	ROOT M.S. CHOIR FUND	3,270.15	.00	.00	.00	.00	3,270.15
300	9253	ROOT M.S. BEEHIVE	776.13	.00	1,048.07	300.69	763.40	1,060.80
300	9258	ROOT - DISTRICT SUPERVISE	107,604.61	319.25	135,725.12	2,900.50	123,649.60	119,680.13
300	9301	BOWLING CLUB	.00	.00	2,800.00	.00	2,800.00	.00
300	9302	MENS VOLLEYBALL	9,818.29	300.00	8,069.00	1,249.20	9,894.23	7,993.06
300	9303	HUDDLE/SHUDDLE	1,318.22	.00	1,754.89	240.00	887.91	2,185.20
300	9304	LINK CREW	3,477.17	.00	2,350.00	.00	2,614.53	3,212.64
300	9313	DRAMA/MUSICAL	11,069.51	.00	5,538.00	.00	9,628.20	6,979.31
300	9325	MHS BAND TRIP	7,171.20	.00	.00	.00	.00	7,171.20
300	9334	BEEHIVE CAFE	18,050.78	.00	18,595.85	489.85-	16,574.55	20,072.08
300	9390	GLOBAL TRIPS	.00	.00	3,000.00	.00	3,000.00	.00
300	9410	SPARKLE CHEERLEADING	1,768.10	2,205.00	4,140.56	.00	3,330.67	2,577.99
401	9017	AUXILIARY FUNDS/ST FRANCI	37.41	.00	.00	.00	.00	37.41
401	9018	AUXILIARY FUNDS/ST FRANCI	72,216.62	.00	110.03	.00	72,326.65	.00
401	9019	AUXILIARY FUNDS/ST FRANCI	.00	283.49	424,958.33	44,292.24	346,362.38	78,595.95
401	9027	AUX FUNDS NURTURY	72.90	.00	.00	.00	.00	72.90
401	9038	AUX FUNDS MCA	24,013.56	.00	.79	.00	24,014.35	.00
401	9039	AUX FUNDS MCA	.00	66.77	186,256.08	13,361.98	167,744.99	18,511.09
401	9048	AUX FUNDS KIDS COUNTRY	9,770.07	.00	3.88	.00	9,773.95	.00
401	9049	AUX FUNDS KIDS COUNTRY	.00	37.03	12,666.28	.00	2,397.58	10,268.70
401	9066	SM WONDERS	1,644.12	.00	.00	.00	.00	1,644.12
432	9097	MANAGE. INFO. SYS. FUND	.80	.00	.00	.00	.00	.80
450	9008	SCHOOLNET PLUS FY2008: GR	1.00	.00	.00	.00	.00	1.00
451	9013	CONNECTIVITY 2013	800.00	.00	.00	.00	.00	800.00
451	9018	CONNECTIVITY FY18	564.00	.00	.00	.00	.00	564.00
451	9019	CONNECTIVITY	.00	.00	19,800.00	.00	.00	19,800.00
452	9008	SCHOOLNET PROFESSIONAL DE	66.15	.00	.00	.00	.00	66.15
499	9012	INTERN PSYCH FY12	45.81	.00	.00	.00	.00	45.81
499	9013	INTERN PSYCH FY13	39.97	.00	.00	.00	.00	39.97
499	9018	STRATEGIES SECONDARY TRAN	3,129.00	.00	3,129.00	.00	6,258.00	.00
499	9019	SCHOOL SAFETY	.00	.00	37,148.75	.00	.00	37,148.75
499	9024	LOCAL GOVERNMENT INNOVATI	7,750.00	.00	.00	.00	.00	7,750.00
499	9039	INTERN PSYCHOLOGIST GRANT	2.20	.00	.00	.00	.00	2.20
499	9112	E-TECH BLENDED LEARNING G	321.71	.00	.00	.00	.00	321.71
506	9014	RESIDENT EDUCATOR GRANT	950.00	.00	.00	.00	.00	950.00
516	9015	TITLE VI-B	2,690.82	.00	.00	.00	.00	2,690.82
516	9016	TITLE VI-B	229.90	.00	.00	.00	.00	229.90
516	9018	TITLE VI-B	13,049.04	.00	259,879.07	.00	272,928.11	.00
516	9019	TITLE VI-B	.00	177,907.40	1,194,718.15	113,921.29	1,188,308.11	6,410.04
551	9119	TITLE III LEP	.00	.00	8,117.28	.00	8,117.28	.00
572	9018	TITLE I	24,632.47	.00	83,389.25	.00	108,021.72	.00
572	9019	TITLE I	.00	68,557.23	405,980.34	43,982.83	405,678.11	302.23
572	9116	TITLE I-D	2.83	.00	.00	.00	.00	2.83
572	9118	TITLE I-D	30,330.50	.00	39,740.62	.00	70,071.12	.00

Date: 7/09/19

F I N A N C I A L S U M M A R Y R E P O R T
Processing Month: June 2019
MEDINA CITY SCHOOL DISTRICT

Page: 6
(FINSUM)

Fnd	Sc	Description	Beginning Balance	MTD Revenues	FYTD Revenues	MTD Expenditures	FYTD Expenditures	Current Available Balance
572	9119	TITLE I-D	.00	19,556.64	36,505.39	6,273.63	26,979.20	9,526.19
587	9018	PRESCHOOL	10,962.06	.00	13,554.49	.00	24,516.55	.00
587	9019	PRESCHOOL	.00	6,757.67	43,160.24	3,983.90	43,028.76	131.48
587	9119	6B RESTORATION - PRESCHOO	.00	.00	2,751.27	.00	2,751.27	.00
590	9018	TITLE II-A	9,793.01	.00	33,086.29	.00	42,879.30	.00
590	9019	TITLE II-A	.00	53,024.27	118,547.08	9,766.50	77,405.95	41,141.13
599	9018	TITLE IV-A STUDENT SUPPOR	738.14	.00	1,721.43	.00	2,459.57	.00
599	9019	TITLE IV-A STUDENT SUPPOR	.00	19,931.67	47,985.80	2,749.17	32,476.08	15,509.72
Grand Total All Funds			78,299,035.55	4,496,637.54	106338,108.20	8,865,094.00	108378,495.07	76258,648.68
Total Invested Funds			.00					

Date: 7/09/2019

C H E C K R E G I S T E R
Processing Month: June 2019
MEDINA CITY SCHOOL DISTRICT

Page: 1
(CHKREG)

Check#	Check Date	Org Sta	Vendor Paid	Check Amount	Status Date
008651	06/10/2019	M/M	MEMO MET LIFE INSURANCE	56,814.61	
008652	06/01/2019	M/M	MEMO - HUNTINGTON NAT'L BANK	23,002.00	
008653	06/03/2019	M/M	MEMO - MEDICAL MUTUAL	94,567.50	
008654	06/05/2019	M/M	GORDON FOOD SERVICE	51.85	
008655	06/07/2019	M/M	MEMO --S T R S	80,410.11	
008656	06/07/2019	M/M	MEMO --S E R S	3,851.77	
008657	06/07/2019	M/M	MEMO -MEDINA CITY SCHOOLS	323,242.04	
008658	06/07/2019	M/M	MEMO - HUNTINGTON NAT'L BANK	30,850.26	
008659	06/07/2019	M/M	MEMO - BUREAU WORK COMP	20,741.29	
008660	06/11/2019	M/M	MEMO - MEDICAL MUTUAL	62,323.15	
008661	06/14/2019	M/M	MEMO - MEDICAL MUTUAL	158,725.08	
008662	06/04/2019	M/M	MEMO - MEDICAL MUTUAL	171,977.06	
008663	06/14/2019	M/M	MEMO MET LIFE INSURANCE	4,493.18	
008664	06/14/2019	M/M	MEMO MET LIFE INSURANCE	273.25	
008665	06/07/2019	M/M	OHIO DEPT OF ED - MEMO CK	122,387.33	
008666	06/07/2019	M/M	OHIO DEPT OF ED - MEMO CK	119,741.40	
008667	06/10/2019	M/M	GORDON FOOD SERVICE	51.85	
008668	06/17/2019	M/M	MEMO - U.S. BANK PURCHASE CARD	46,627.82	
008669	06/21/2019	M/M	MEMO --S T R S	81,727.59	
008670	06/21/2019	M/M	MEMO --S E R S	3,903.85	
008671	06/21/2019	M/M	MEMO -MEDINA CITY SCHOOLS	274,259.97	
008672	06/21/2019	M/M	MEMO - HUNTINGTON NAT'L BANK	30,253.08	
008673	06/21/2019	M/M	MEMO - BUREAU WORK COMP	20,178.84	
008674	06/21/2019	M/M	MEMO --S T R S	473,266.00	
008675	06/21/2019	M/M	MEMO --S E R S	128,578.00	
008676	06/24/2019	M/M	MEMO - MEDICAL MUTUAL	113,878.40	
008677	06/25/2019	M/M	SYSCO CLEVELAND INC	24,213.39	
008678	06/25/2019	M/M	SYSCO CLEVELAND INC	1,503.40	
008679	06/28/2019	M/M	MEMO - BUREAU WORK COMP	10,859.40	
008680	06/28/2019	M/M	MEMO - P & A ADMINISTRATIVE	13,124.81	
008681	06/24/2019	T/T	MEMO -MEDINA CITY SCHOOLS	827.30	
008682	06/24/2019	T/T	MEMO -MEDINA CITY SCHOOLS	266,157.03	
008683	06/24/2019	T/T	MEMO -MEDINA CITY SCHOOLS	2,690.71	
008684	06/24/2019	T/T	MEMO -MEDINA CITY SCHOOLS	188.30	
008685	06/24/2019	T/T	MEMO -MEDINA CITY SCHOOLS	381.00	
008686	06/24/2019	T/T	MEMO -MEDINA CITY SCHOOLS	615.18	
008687	06/24/2019	T/T	MEMO -MEDINA CITY SCHOOLS	1,046.21	
008688	06/24/2019	T/T	MEMO -MEDINA CITY SCHOOLS	702.17	
008689	06/24/2019	T/T	MEMO -MEDINA CITY SCHOOLS	461,855.84	
008690	06/24/2019	T/T	MEMO -MEDINA CITY SCHOOLS	170,900.00	
008691	06/24/2019	T/T	MEMO -MEDINA CITY SCHOOLS	289,540.00	
008692	06/24/2019	T/T	MEMO -MEDINA CITY SCHOOLS	10,524.39	
008693	06/24/2019	T/T	MEMO -MEDINA CITY SCHOOLS	75,097.07	
008694	06/24/2019	T/T	MEMO -MEDINA CITY SCHOOLS	25,231.01	
008695	06/24/2019	T/T	MEMO -MEDINA CITY SCHOOLS	14,457.87	
008696	06/24/2019	T/T	MEMO -MEDINA CITY SCHOOLS	2,371.32	
008697	06/24/2019	T/T	MEMO -MEDINA CITY SCHOOLS	44,652.25	
008698	06/24/2019	T/T	MEMO -MEDINA CITY SCHOOLS	16,773.96	
628380	06/10/2019	W/R	ACHIEVEMENT ADVANTAGE	1,150.00	06/11/2019
628381	06/10/2019	W/R	ADVANCE AUTO PARTS	33.04	06/14/2019
628382	06/10/2019	W/R	AG-PRO OHIO, LLC	37.96	06/17/2019
628383	06/10/2019	W/R	AKRON CHILDRENS HOSPITAL	1,049.60	06/18/2019

Date: 7/09/2019

C H E C K R E G I S T E R
Processing Month: June 2019
MEDINA CITY SCHOOL DISTRICT

Page: 2
(CHKREG)

Check#	Check Date	Org Sta	Vendor Paid	Check Amount	Status Date
628384	06/10/2019	W/R	ALBRIGHT SECURITY CENTER, INC.	13.32	06/19/2019
628385	06/10/2019	W/R	AMHERST STEELE HIGH SCHOOL	300.00	06/18/2019
628386	06/10/2019	W/R	ANGELA NUCKOLS	1,102.50	06/12/2019
628387	06/10/2019	W/R	COLLEGE BOARD	50,145.00	06/19/2019
628388	06/10/2019	W/R	APOLLO PEST CONTROL COMPANY	628.00	06/17/2019
628389	06/10/2019	W/R	APPLIED MSS	549.17	06/13/2019
628390	06/10/2019	W/R	ARAMARK SERVICES, INC	1,000.00	06/17/2019
628391	06/10/2019	W/R	ARMSTRONG	588.14	06/13/2019
628392	06/10/2019	W/R	ARMSTRONG CABLE	59.95	06/13/2019
628393	06/10/2019	W/R	BLICK ART MATERIALS LLC	751.51	06/13/2019
628394	06/10/2019	W/R	DAIRYMENS	65.45	06/12/2019
628395	06/10/2019	W/R	BUEHLER'S MARKETS	64.45	06/12/2019
628396	06/10/2019	W/R	CARDINAL BUS SALES &	834.44	06/17/2019
628397	06/10/2019	W/R	DOMINIC'S PIZZA	641.00	06/17/2019
628398	06/10/2019	W/R	CDWG	1,039.56	06/14/2019
628399	06/10/2019	W/R	CENTERRA CO-OP	18,134.63	06/14/2019
628400	06/10/2019	W/R	CENTRAL INSTRUMENT CO.	790.96	06/17/2019
628401	06/10/2019	W/R	CHUCK'S CUSTOM, LLC	539.71	06/24/2019
628402	06/10/2019	W/R	CINTAS FIRST AID & SAFETY	193.17	06/14/2019
628403	06/10/2019	W/R	CINTAS CORPORATION	530.39	06/13/2019
628404	06/10/2019	W/R	CITY OF MEDINA	329.19	06/12/2019
628405	06/10/2019	W/W	CLEVELAND CLINIC ATWORK	330.00	
628406	06/10/2019	W/R	CLEVELAND MUSEUM OF NAT.HIST.	1,120.00	06/14/2019
628407	06/10/2019	W/R	COMMITTEE FOR CHILDREN	2,499.00	06/13/2019
628408	06/10/2019	W/R	CROSS THREAD SOLUTIONS LLC	127.90	06/12/2019
628409	06/10/2019	W/R	CROWN TROPHY OF MEDINA	846.20	06/14/2019
628410	06/10/2019	W/R	DAMON INDUSTRIES INC	3,774.87	06/12/2019
628411	06/10/2019	W/R	DEBRA HICKS	133.70	06/12/2019
628412	06/10/2019	W/R	DENISE JONES	54.33	06/12/2019
628413	06/10/2019	W/R	EASY GRAPHICS CORP	625.99	06/17/2019
628414	06/10/2019	W/R	ESC OF MEDINA COUNTY	1,600.00	06/17/2019
628415	06/10/2019	W/R	FASTENAL COMPANY	26.11	06/13/2019
628416	06/10/2019	W/R	FOLLETT SCHOOL SOLUTIONS INC	859.92	06/12/2019
628417	06/10/2019	W/R	FOWLER COMPANY	1,275.00	06/11/2019
628418	06/10/2019	W/R	FRAN SCHOEN	7,735.00	06/13/2019
628419	06/10/2019	W/R	GARDINER SERVICE COMPANY	6,031.02	06/18/2019
628420	06/10/2019	W/R	GREATER MEDINA CHAMBER	18.00	06/17/2019
628421	06/10/2019	W/R	HARRIS BATTERY COMPANY INC	439.40	06/18/2019
628422	06/10/2019	W/R	HARRISON FORD INC	54.65	06/12/2019
628423	06/10/2019	W/R	HOUSE OF FLOWERS & GIFTS LLC	21.00	06/19/2019
628424	06/10/2019	W/R	INNOVATIVE SOLUTIONS	1,950.00	06/14/2019
628425	06/10/2019	W/W	JW PEPPER & SON, INC.	977.22	
628426	06/10/2019	W/R	KAREN PLATZ	438.67	06/11/2019
628427	06/10/2019	W/R	KIEFER EQUIPMENT CO	57.82	06/14/2019
628428	06/10/2019	W/R	KIMBERLY ANN MARKWORTH	4,800.00	06/13/2019
628429	06/10/2019	W/W	KITTEN KRAZY	75.00	
628430	06/10/2019	W/R	LAKESHORE LEARNING MATERIALS	189.67	06/13/2019
628431	06/10/2019	W/R	LANGUAGE LEARNING ASSOCIATES	36,252.00	06/11/2019
628432	06/10/2019	W/R	LICKING AREA COMPUTER ASSOC.	23,884.77	06/17/2019
628433	06/10/2019	W/R	LIFETOUCH NATIONAL SCHOOLS	544.00	06/13/2019
628434	06/10/2019	W/R	LINNEA WOLF	2,000.00	06/17/2019
628435	06/10/2019	W/R	LORI S KELLY	488.00	06/12/2019

Date: 7/09/2019

C H E C K R E G I S T E R
Processing Month: June 2019
MEDINA CITY SCHOOL DISTRICT

Page: 3
(CHKREG)

Check#	Check Date	Org Sta	Vendor Paid	Check Amount	Status Date
628436	06/10/2019	W/R	MACKIN EDUCATIONAL RESOURCES	2,788.58	06/13/2019
628437	06/10/2019	W/R	MARION D LEONARD	400.00	06/12/2019
628438	06/10/2019	W/R	MCS FOOD SERVICE DEPT.	2,052.38	06/11/2019
628439	06/10/2019	W/R	MEDINA ATHLETIC BOOSTER CLUB	31.64	06/14/2019
628440	06/10/2019	W/R	MEDINA CITY SCHOOLS	17,707.78	06/11/2019
628441	06/10/2019	W/R	MEDINA COMMUNITY RECREATION	913.00	06/20/2019
628442	06/10/2019	W/W	MEDINA COUNTY ARTS FOUNDATION	50.00	
628443	06/10/2019	W/R	MERITECH, INC	2,400.00	06/11/2019
628444	06/10/2019	W/R	MUSIC THERAPY ENRICHMENT	753.00	06/24/2019
628445	06/10/2019	W/R	NANCY MYERS	59.73	06/12/2019
628446	06/10/2019	W/R	NASCO	280.00	06/13/2019
628447	06/10/2019	W/R	NEOLA INC.	1,225.00	06/14/2019
628448	06/10/2019	W/R	NORDEC, INC.	450.00	06/13/2019
628449	06/10/2019	W/R	ORMACO	500.00	06/12/2019
628450	06/10/2019	W/R	PALOS SPORTS, INC.	333.45	06/14/2019
628451	06/10/2019	W/R	PEARSON ASSESSMENTS	170.00	06/13/2019
628452	06/10/2019	W/R	PITNEY BOWES GLOBAL FINANCIAL	2,217.32	06/13/2019
628453	06/10/2019	W/R	PRAXAIR	26.15	06/17/2019
628454	06/10/2019	W/R	PRUFROCK PRESS INC.	1,174.86	06/18/2019
628455	06/10/2019	W/R	RAGAN COMMUNICATIONS INC	26.95	06/14/2019
628456	06/10/2019	W/R	REINHARDT SUPPLY COMPANY	470.05	06/13/2019
628457	06/10/2019	W/R	RICK PUCKRIN	75.00	06/11/2019
628458	06/10/2019	W/R	RIDDELL ALL AMERICAN	8,728.00	06/13/2019
628459	06/10/2019	W/R	ROBOTRONICS	266.12	06/14/2019
628460	06/10/2019	W/R	ROWLEYS WHOLESALE	133.00	06/12/2019
628461	06/10/2019	W/R	SCHOLASTIC BOOK CLUBS, INC	443.02	06/14/2019
628462	06/10/2019	W/R	SCHOLASTIC INC.	87.45	06/17/2019
628463	06/10/2019	W/R	SCHOOL OUTFITTERS	908.39	06/14/2019
628464	06/10/2019	W/R	SCHOOL SPECIALTY, INC	666.98	06/17/2019
628465	06/10/2019	W/R	SENDERO THERAPIES, INC.	31,275.46	06/11/2019
628466	06/10/2019	W/R	SHELLEY MACK	528.00	06/12/2019
628467	06/10/2019	W/R	SHERWIN WILLIAMS COMPANY	264.77	06/14/2019
628468	06/10/2019	W/R	SHIFFLER EQUIPMENT SALES INC	31.24	06/12/2019
628469	06/10/2019	W/W	SPACE WALK OF MEDINA	587.13	
628470	06/10/2019	W/R	SPORTSWORLD	1,780.50	06/14/2019
628471	06/10/2019	W/R	STANDARD WELDING & STEEL	123.40	06/13/2019
628472	06/10/2019	W/R	STAPLES INC	179.95	06/14/2019
628473	06/10/2019	W/R	STEVEN BRIAN HARRIS	4,000.00	06/17/2019
628474	06/10/2019	W/R	SUMMER REINFORCEMENT	3,600.00	06/13/2019
628475	06/10/2019	W/R	SUPECK SEPTIC SERVICES, LLC.	215.00	06/18/2019
628476	06/10/2019	W/R	THOMAS G MCKENNA	200.00	06/12/2019
628477	06/10/2019	W/R	THOMAS ROBLEE	600.00	06/14/2019
628478	06/10/2019	W/R	TIERNEY BROTHERS, INC.	301.75	06/14/2019
628479	06/10/2019	W/R	TIMOTHY J MCGOLDRICK	300.00	06/13/2019
628480	06/10/2019	W/R	TODD HODKEY	145.00	06/12/2019
628481	06/10/2019	W/R	TRACY BROWN	360.00	06/12/2019
628482	06/10/2019	W/R	TRANSPORTATION ACCESSORIES	153.68	06/12/2019
628483	06/10/2019	W/R	TRI-C PUBLICATIONS, INC.	323.00	06/14/2019
628484	06/10/2019	W/R	UNITY SCHOOL BUS PARTS	29,957.04	06/12/2019
628485	06/10/2019	W/R	USA CUSTOM APPAREL LLC	2,302.00	06/12/2019
628486	06/10/2019	W/R	WENDY SHUBROWSKY	14.02	06/12/2019
628487	06/10/2019	W/R	HALE FARM & VILLAGE	348.00	06/25/2019

Date: 7/09/2019

C H E C K R E G I S T E R
Processing Month: June 2019
MEDINA CITY SCHOOL DISTRICT

Page: 4
(CHKREG)

Check#	Check Date	Org Sta	Vendor Paid	Check Amount	Status Date
628488	06/10/2019	W/R	WHITE HOUSE ARTESIAN SPRINGS	14.50	06/11/2019
628489	06/10/2019	W/R	MacGILL DISCOUNT NURSE SUPPLY	184.87	06/18/2019
628490	06/10/2019	W/R	WOLFF BROS. SUPPLY, INC.	294.95	06/12/2019
628491	06/11/2019	B/B	DIANE GORMLEY	12.65	
628492	06/11/2019	B/R	KAREN PEACOCK	62.00	06/17/2019
628493	06/11/2019	B/R	TONIA MAZE	39.00	06/19/2019
628494	06/11/2019	B/R	TONIA MAZE	36.00	06/19/2019
628495	06/11/2019	B/R	MEDINA COMMUNITY BAND ASSOC	1,202.00	06/24/2019
628496	06/19/2019	W/R	ABC THERAPY, LTD	22,669.75	06/20/2019
628497	06/19/2019	W/R	ACT, INC	74.97	06/25/2019
628498	06/19/2019	W/R	ADMAR OHIO LLC	3,500.00	06/25/2019
628499	06/19/2019	W/R	ADVANCE AUTO PARTS	3.37	06/26/2019
628500	06/19/2019	W/R	AG-PRO OHIO, LLC	1.60	06/26/2019
628501	06/19/2019	W/R	AIRGAS USA, LLC	366.74	06/24/2019
628502	06/19/2019	W/W	AKRON CHILDRENS HOSPITAL	43,227.01	
628503	06/19/2019	W/R	ALAYNA WARRINGTON	57.81	06/20/2019
628504	06/19/2019	W/R	AMLE	133.97	06/24/2019
628505	06/19/2019	W/R	ANDREW BRENNER	84.56	06/21/2019
628506	06/19/2019	W/R	ANGELA NUCKOLS	1,750.00	06/21/2019
628507	06/19/2019	W/W	ARKAY FLORALS-FLOWER GALLERY	158.00	
628508	06/19/2019	W/R	ARMSTRONG CABLE	149.95	06/24/2019
628509	06/19/2019	W/R	ASCD	239.00	06/28/2019
628510	06/19/2019	W/R	ASHLEY ROHDE	250.00	06/24/2019
628511	06/19/2019	W/R	BARB DIMARINO	98.71	06/21/2019
628512	06/19/2019	W/R	BLICK ART MATERIALS LLC	58.50	06/24/2019
628513	06/19/2019	W/W	BRANDY COUGHENOUR	500.00	
628514	06/19/2019	W/R	BRETT GEBHART	750.00	06/28/2019
628515	06/19/2019	W/R	BRIAN OR COURTNEY DILANNI	750.00	06/24/2019
628516	06/19/2019	W/R	BRIE BITTNER	500.00	06/24/2019
628517	06/19/2019	W/R	BSN SPORTS LLC	2,438.28	06/27/2019
628518	06/19/2019	W/R	CARDINAL BUS SALES &	268.26	06/24/2019
628519	06/19/2019	W/R	CAROLYN HELLER	500.00	06/28/2019
628520	06/19/2019	W/R	CAMP CHRISTOPHER	6,220.00	06/28/2019
628521	06/19/2019	W/W	CELECIA MERK	500.00	
628522	06/19/2019	W/R	CENTRAL INSTRUMENT CO.	275.94	06/24/2019
628523	06/19/2019	W/R	VAN ALLEN LEMMON	1,202.50	06/25/2019
628524	06/19/2019	W/R	CENTURY CYCLES	1,768.00	06/28/2019
628525	06/19/2019	W/R	CHRISTINA MCGOLDRICK	250.00	06/26/2019
628526	06/19/2019	W/W	CHRISTINA SPONSELLER	500.00	
628527	06/19/2019	W/R	CHRISTINE DOUGLAS	25.87	06/21/2019
628528	06/19/2019	W/R	CINTAS CORPORATION	783.33	06/24/2019
628529	06/19/2019	W/R	CITY OF MEDINA	14,136.03	06/24/2019
628530	06/19/2019	W/R	CLEVELAND VICON COMPANY INC	86.67	06/25/2019
628531	06/19/2019	W/R	COCA COLA BOTTLING CO CSLDT	996.50	06/24/2019
628532	06/19/2019	W/R	COLORAMICS, LLC DBA OHIO CERAM	410.91	06/25/2019
628533	06/19/2019	W/R	COLUMBIA GAS OF OHIO, INC	173.72	06/28/2019
628534	06/19/2019	W/R	CRISIS PREVENTON INST, INC.	739.00	06/26/2019
628535	06/19/2019	W/R	CRANDALL COMPANY, INC	956.86	06/28/2019
628536	06/19/2019	W/R	CRITCHFIELD, CRITCHFIELD	861.00	06/24/2019
628537	06/19/2019	W/R	CROWN TROPHY OF MEDINA	47.00	06/25/2019
628538	06/19/2019	W/R	CUMMINS INTERSTATE POWER INC	1,105.35	06/26/2019
628539	06/19/2019	W/R	D.H. KAISER CO.	9,410.00	06/24/2019

Date: 7/09/2019

C H E C K R E G I S T E R
Processing Month: June 2019
MEDINA CITY SCHOOL DISTRICT

Page: 5
(CHKREG)

Check#	Check Date	Org Sta	Vendor Paid	Check Amount	Status Date
628540	06/19/2019	W/R	DAMON INDUSTRIES INC	235.00	06/24/2019
628541	06/19/2019	W/R	DAMON OR AMANDA KRUSZEWSKI	250.00	06/24/2019
628542	06/19/2019	W/R	DANIEL SMITH	18.10	06/21/2019
628543	06/19/2019	W/R	DAVID KAUFMANN	10.00	06/21/2019
628544	06/19/2019	W/R	DAVID YANIGA	500.00	06/25/2019
628545	06/19/2019	W/R	DAWN CIPRO	10.82	06/21/2019
628546	06/19/2019	W/R	DISCOUNT SCHOOL SUPPLY	182.14	06/26/2019
628547	06/19/2019	W/R	DRAMATISTS PLAY SERVICE	360.00	06/24/2019
628548	06/19/2019	W/R	DYSLEXIA COACH OF NJ LLC	1,430.00	06/24/2019
628549	06/19/2019	W/W	EASY GRAPHICS CORP	3,488.70	
628550	06/19/2019	W/W	EDUCATIONAL FUNDING GROUP, INC	3,131.02	
628551	06/19/2019	W/R	ELIZABETH BONDI	541.53	06/21/2019
628552	06/19/2019	W/W	EMILY HA	250.00	
628553	06/19/2019	W/R	ENTERPRISE FLEET MGMT INC.	437.42	06/25/2019
628554	06/19/2019	W/R	ENVIRONMENTAL DESIGN GROUP LLC	5,422.50	06/24/2019
628555	06/19/2019	W/R	ESC OF MEDINA COUNTY	1,910.00	06/24/2019
628556	06/19/2019	W/R	FARMERS EXCHANGE CO INC	109.95	06/24/2019
628557	06/19/2019	W/W	FIXLER ROOFING LLC	17,331.25	
628558	06/19/2019	W/R	FLINN SCIENTIFIC, INC.	198.81	06/25/2019
628559	06/19/2019	W/R	FRONTIER	814.05	06/28/2019
628560	06/19/2019	W/W	GARDINER SERVICE COMPANY	1,164.48	
628561	06/19/2019	W/W	GREATER MEDINA CHAMBER	270.00	
628562	06/19/2019	W/R	GREGORY MILLER	10.00	06/21/2019
628563	06/19/2019	W/R	HARPLEY CS LLC	1,100.00	06/20/2019
628564	06/19/2019	W/R	HARRISON FORD INC	4.45	06/25/2019
628565	06/19/2019	W/R	HEALTHCARE BILLING SERVICES	1,093.69	06/24/2019
628566	06/19/2019	W/W	HOHLER FURNACE & SHEET METAL	12,600.00	
628567	06/19/2019	W/W	HOLLY VINCENT	250.00	
628568	06/19/2019	W/R	HOME DEPOT	139.80	06/24/2019
628569	06/19/2019	W/R	HUDL	1,250.00	06/24/2019
628570	06/19/2019	W/R	INSTITUTE FOR MULTI-SENSORY	1,043.00	06/25/2019
628571	06/19/2019	W/W	ITIP OHIO	214.00	
628572	06/19/2019	W/W	JACOB CIULLA	146.00	
628573	06/19/2019	W/R	JACQUELINE MROZ	500.00	06/24/2019
628574	06/19/2019	W/R	JENNELL BORYS	500.00	06/25/2019
628575	06/19/2019	W/R	JESSICA RANDAZZO	250.00	06/24/2019
628576	06/19/2019	W/R	JILLIAN WILLIAMS	750.00	06/24/2019
628577	06/19/2019	W/R	JODI DOBBEN	10.00	06/21/2019
628578	06/19/2019	W/R	MEDINA COUNTY TREASURER	792.50	06/24/2019
628579	06/19/2019	W/W	JOHN OR JENNIFER SWANSON	500.00	
628580	06/19/2019	W/R	JOHN S GRIMM, INC.	45.40	06/24/2019
628581	06/19/2019	W/W	JONATHAN SIEFKER	750.00	
628582	06/19/2019	W/R	JORDAN OLSON	554.48	06/21/2019
628583	06/19/2019	W/R	JOSEPH GAUDIO	127.02	06/21/2019
628584	06/19/2019	W/R	JOSTENS INC	1,562.55	06/24/2019
628585	06/19/2019	W/R	JULIE KEARNEY	35.15	06/21/2019
628586	06/19/2019	W/R	JW PEPPER & SON, INC.	160.00	06/25/2019
628587	06/19/2019	W/R	KAYLA RODRIGUEZ	10.00	06/21/2019
628588	06/19/2019	W/R	KELLY McLAREN-OLIN	51.04	06/21/2019
628589	06/19/2019	W/R	KIEFER EQUIPMENT CO	23.99	06/25/2019
628590	06/19/2019	W/R	KIMBERLY ANN MARKWORTH	50.00	06/25/2019
628591	06/19/2019	W/R	KIMBERLY BEARD	18.50	06/21/2019

Date: 7/09/2019

C H E C K R E G I S T E R
Processing Month: June 2019
MEDINA CITY SCHOOL DISTRICT

Page: 6
(CHKREG)

Check#	Check Date	Org Sta	Vendor Paid	Check Amount	Status Date
628592	06/19/2019	W/W	KRISTIN SPINDEL	250.00	
628593	06/19/2019	W/R	LAURA ROTTINGER	125.28	06/21/2019
628594	06/19/2019	W/W	LAUREL FENN	500.00	
628595	06/19/2019	W/R	LIFEACT	2,500.00	06/28/2019
628596	06/19/2019	W/R	LINDA CORNELL	165.19	06/21/2019
628597	06/19/2019	W/R	LISA DUBE	18.91	06/21/2019
628598	06/19/2019	W/R	MACKIN EDUCATIONAL RESOURCES	1,931.25	06/25/2019
628599	06/19/2019	W/R	MARS ELECTRIC CO.	166.19	06/24/2019
628600	06/19/2019	W/R	MARY BETH ELIAS	27.84	06/21/2019
628601	06/19/2019	W/R	MARYJO MORGAN	10.00	06/21/2019
628602	06/19/2019	W/R	MCMASTER-CARR	90.22	06/24/2019
628603	06/19/2019	W/R	MCS FOOD SERVICE DEPT.	365.53	06/21/2019
628604	06/19/2019	W/R	MEDINA ATHLETIC BOOSTER CLUB	200.00	06/28/2019
628605	06/19/2019	W/R	MEDINA CITY SCHOOLS	1,571.17	06/21/2019
628606	06/19/2019	W/R	MEDINA COUNTY SANITARY	12,751.57	06/24/2019
628607	06/19/2019	W/R	MEDINA CREATIVE ACCESSIBILITY	420.00	06/20/2019
628608	06/19/2019	W/R	MEDINA HARDWARE, INC	614.29	06/24/2019
628609	06/19/2019	W/W	MEGAN HARBATH	250.00	
628610	06/19/2019	W/R	MEHMET ERAY TULAY	250.00	06/28/2019
628611	06/19/2019	W/R	MICHELLE CAMOU	500.00	06/28/2019
628612	06/19/2019	W/R	MINDAN ALT	25.58	06/21/2019
628613	06/19/2019	W/R	MINUTEMAN PRESS	25.00	06/28/2019
628614	06/19/2019	W/R	MIRACLE RECREATION EQUIPMENT	994.00	06/26/2019
628615	06/19/2019	W/R	MITCHELL CHARVAT	123.07	06/21/2019
628616	06/19/2019	W/R	MOLLY O'CONNOR	19.00	06/21/2019
628617	06/19/2019	W/R	MONTVILLE POLICE DEPARTMENT	501.75	06/25/2019
628618	06/19/2019	W/R	NAEIR	89.75	06/24/2019
628619	06/19/2019	W/R	NAVIANCE INC	3,735.01	06/24/2019
628620	06/19/2019	W/R	NE DISTRICT ATHLETIC BOARD	871.39	06/25/2019
628621	06/19/2019	W/R	NICHOLAS CERIMELE	22.04	06/21/2019
628622	06/19/2019	W/R	NICKLES BAKERY	86.50	06/25/2019
628623	06/19/2019	W/V	NICOLE MORAN	10.00	06/28/2019
628624	06/19/2019	W/W	NICOLE PILNY	250.00	
628625	06/19/2019	W/R	NORDEC, INC.	200.00	06/25/2019
628626	06/19/2019	W/R	NORTH GATEWAY TIRE CO INC	135.46	06/24/2019
628627	06/19/2019	W/R	O.P. AQUATICS	115.88	06/24/2019
628628	06/19/2019	W/R	OAESA	275.00	06/24/2019
628629	06/19/2019	W/R	OHIO DEPT OF JOB &	122.16	06/25/2019
628630	06/19/2019	W/R	OHIO EDISON COMPANY	2,117.93	06/24/2019
628631	06/19/2019	W/R	OHIO SCHOOLS COUNCIL- NAT GAS	16,319.00	06/25/2019
628632	06/19/2019	W/W	OHIO HIGH SCHOOL ATHLETIC ASSN	200.00	
628633	06/19/2019	W/R	P & A ADMINISTRATIVE SERVICES	431.00	06/25/2019
628634	06/19/2019	W/R	PATRICIA BECKER	250.00	06/24/2019
628635	06/19/2019	W/R	PETERS KALAIL & MARKAKIS CO	1,471.01	06/24/2019
628636	06/19/2019	W/R	PHILIP BREWER	64.00	06/21/2019
628637	06/19/2019	W/R	POINT SPRING & DRIVESHAFT CO	85.42	06/25/2019
628638	06/19/2019	W/R	US POSTAL SERVICE	410.00	06/26/2019
628639	06/19/2019	W/R	PSI AFFILIATES, INC.	33,344.08	06/26/2019
628640	06/19/2019	W/R	QUEST DIAGNOSTICS INC	4,370.00	06/28/2019
628641	06/19/2019	W/W	RAFCOMM, INC.	168.19	
628642	06/19/2019	W/R	RAYMOND MATTHEW MATTIE	94.37	06/21/2019
628643	06/19/2019	W/R	REINHARDT SUPPLY COMPANY	2,197.24	06/24/2019

Date: 7/09/2019

C H E C K R E G I S T E R
Processing Month: June 2019
MEDINA CITY SCHOOL DISTRICT

Page: 7
(CHKREG)

Check#	Check Date	Org Sta	Vendor Paid	Check Amount	Status Date
628644	06/19/2019	W/R	RICHEY ATHLETICS	6,990.00	06/26/2019
628645	06/19/2019	W/W	ROB & CAROLYN CHURGOVICH	250.00	
628646	06/19/2019	W/R	ROBERT MORFORD	250.00	06/24/2019
628647	06/19/2019	W/R	ROBERTS ROOFING CO	222,300.00	06/24/2019
628648	06/19/2019	W/W	ROBIN HUFF	250.00	
628649	06/19/2019	W/R	RON KELPS	1.68	06/24/2019
628650	06/19/2019	W/R	SANDRA DEBNAR	54.93	06/21/2019
628651	06/19/2019	W/R	SANDRA DOWNEY	62.35	06/24/2019
628652	06/19/2019	W/R	SANDRA DOWNEY	25.87	06/21/2019
628653	06/19/2019	W/R	SANDRA OR LLOYD ROSS	500.00	06/24/2019
628654	06/19/2019	W/R	SARAH SUNDERMEIER	500.00	06/28/2019
628655	06/19/2019	W/R	SCHOOL SPECIALTY, INC	57.73	06/27/2019
628656	06/19/2019	W/R	SCOTT SCRIVEN LLP	7,976.00	06/25/2019
628657	06/19/2019	W/R	SCRUBBER CITY INC	759.22	06/28/2019
628658	06/19/2019	W/R	SHARON OLTERSDORF	139.32	06/21/2019
628659	06/19/2019	W/W	SHAWN S PETERSON	250.00	
628660	06/19/2019	W/R	SHELLY JANSEN	159.85	06/21/2019
628661	06/19/2019	W/R	SHERWIN WILLIAMS COMPANY	1,053.31	06/28/2019
628662	06/19/2019	W/R	STACY WILSON	90.30	06/21/2019
628663	06/19/2019	W/R	STEPHANI ITIBROUT	10.00	06/21/2019
628664	06/19/2019	W/W	STEPHANIE FORSTNER	500.00	
628665	06/19/2019	W/R	STERLING FARM EQUIPMENT	72.86	06/25/2019
628666	06/19/2019	W/W	STEVEN BRIAN HARRIS	4,000.00	
628667	06/19/2019	W/R	SUBURBAN SCHOOL	47,628.50	06/24/2019
628668	06/19/2019	W/W	SUSAN GILSON	250.00	
628669	06/19/2019	W/R	TALBERT'S COMMERCIAL PRODUCTS	6,181.46	06/26/2019
628670	06/19/2019	W/R	TAMMY KORYLKO-CARNY	250.00	06/28/2019
628671	06/19/2019	W/R	TECHNOLOGY ENGINEERING	7,475.00	06/20/2019
628672	06/19/2019	W/R	THE BANK OF NEW YORK MELLON	1,250.00	06/24/2019
628673	06/19/2019	W/R	THOMAS G MCKENNA	200.00	06/24/2019
628674	06/19/2019	W/W	THULASI KAMALANATHAN	250.00	
628675	06/19/2019	W/R	TONI RENZ	250.00	06/25/2019
628676	06/19/2019	W/R	TONYA BEACH FULLER	500.00	06/24/2019
628677	06/19/2019	W/R	TRACY MACHALEC	47.10	06/21/2019
628678	06/19/2019	W/R	TRANSPORTATION ACCESSORIES	11.32	06/25/2019
628679	06/19/2019	W/R	OHIO DEPARTMENT OF COMMERCE	753.75	06/28/2019
628680	06/19/2019	W/R	TRECA DIGITAL ACADEMY	5,784.49	06/28/2019
628681	06/19/2019	W/R	UNITED STATES AWARDS INC	176.15	06/24/2019
628682	06/19/2019	W/W	UNIVERSITY OF AKRON	11,079.78	
628683	06/19/2019	W/W	VANTAGE LEARNING USA LLC	325.00	
628684	06/19/2019	W/R	VERIZON WIRELESS	357.74	06/25/2019
628685	06/19/2019	W/R	VICTOR KAPLACK	80.00	06/21/2019
628686	06/19/2019	W/R	VINCENT LIGHTING SYSTEMS CO	825.00	06/24/2019
628687	06/19/2019	W/R	VOYAGER SOPRIS LEARNING, INC	1,392.27	06/26/2019
628688	06/19/2019	W/R	WADSWORTH HIGH SCHOOL	125.00	06/26/2019
628689	06/19/2019	W/W	WELLINGTON IMPLEMENT CO., INC.	45.00	
628690	06/19/2019	W/R	WHITNEY MURRELL	500.00	06/25/2019
628691	06/19/2019	W/R	WOLFF BROS. SUPPLY, INC.	635.94	06/24/2019
628692	06/19/2019	W/W	WOODSY'S MUSIC	96.00	
628693	06/19/2019	W/R	YATISH GOYAL	250.00	06/26/2019
628694	06/19/2019	W/R	ABIGAIL MONTGOMERY	1,000.00	06/25/2019
628695	06/19/2019	W/R	ABIGAIL SPECKMAN	1,000.00	06/24/2019

Date: 7/09/2019

C H E C K R E G I S T E R
Processing Month: June 2019
MEDINA CITY SCHOOL DISTRICT

Page: 8
(CHKREG)

Check#	Check Date	Org Sta	Vendor Paid	Check Amount	Status Date
628696	06/19/2019	W/W	ADAM DANSZCZAK	1,000.00	
628697	06/19/2019	W/W	ADAM MEIER	1,000.00	
628698	06/19/2019	W/W	ALEC UTTECH	1,000.00	
628699	06/19/2019	W/W	ALEX HOUGH	1,000.00	
628700	06/19/2019	W/R	ALYSSA CABACUNGAN	1,000.00	06/24/2019
628701	06/19/2019	W/W	ALYSSA DREHS	1,000.00	
628702	06/19/2019	W/W	ANNE-MARIE SHIMKO	1,000.00	
628703	06/19/2019	W/W	ANSLEY RED	1,000.00	
628704	06/19/2019	W/R	ANTHONY BOCCIO	334.00	06/26/2019
628705	06/19/2019	W/W	AUTUMN ULRY	1,000.00	
628706	06/19/2019	W/W	BENJAMIN FERLING	1,000.00	
628707	06/19/2019	W/W	BENJAMIN REYNOLDS	1,000.00	
628708	06/19/2019	W/R	BRENDAN DELAC	1,000.00	06/24/2019
628709	06/19/2019	W/R	BRITTANY WEBB	1,000.00	06/25/2019
628710	06/19/2019	W/W	CAMERYNN RATLIFF	1,000.00	
628711	06/19/2019	W/R	CASSANDRA FIELD	333.00	06/25/2019
628712	06/19/2019	W/R	CHEYENNE WALCHER	1,000.00	06/26/2019
628713	06/19/2019	W/R	CHLOE NACE-ROLLAND	1,000.00	06/28/2019
628714	06/19/2019	W/R	CLAIRE LEUPP	750.00	06/25/2019
628715	06/19/2019	W/R	CLAIRE SCHMELLER	750.00	06/26/2019
628716	06/19/2019	W/W	DREW HASSINGER	1,000.00	
628717	06/19/2019	W/R	ELLA RASPER	1,000.00	06/28/2019
628718	06/19/2019	W/V	EMILY BOCCIO	333.00	06/26/2019
628719	06/19/2019	W/R	EMILY COSTELLO	1,000.00	06/24/2019
628720	06/19/2019	W/W	EMMA BULAN	1,000.00	
628721	06/19/2019	W/R	EMMA DAVIS	1,000.00	06/24/2019
628722	06/19/2019	W/W	ERIN FALKOSKY	1,000.00	
628723	06/19/2019	W/R	GABRIELLA FIELD	334.00	06/25/2019
628724	06/19/2019	W/W	GWYNETH HIGGINS	500.00	
628725	06/19/2019	W/R	ISABELLA FIELD	333.00	06/25/2019
628726	06/19/2019	W/W	JACK BILEK	1,000.00	
628727	06/19/2019	W/R	JACLYNE BERGER	1,000.00	06/28/2019
628728	06/19/2019	W/W	JACOB MARDOVIN	1,000.00	
628729	06/19/2019	W/R	JARED DELAC	1,000.00	06/24/2019
628730	06/19/2019	W/R	JENNA DOMBI	1,000.00	06/28/2019
628731	06/19/2019	W/W	JENNIE WHITE	400.00	
628732	06/19/2019	W/W	JESSICA PIATAK	1,000.00	
628733	06/19/2019	W/R	KALEY KRALOVIC	1,000.00	06/24/2019
628734	06/19/2019	W/W	KATHERINE KISSNER	500.00	
628735	06/19/2019	W/R	KATIE SMITH	1,000.00	06/25/2019
628736	06/19/2019	W/W	KAYLA HOFMEISTER	1,000.00	
628737	06/19/2019	W/R	MADISON LUTHY	500.00	06/28/2019
628738	06/19/2019	W/W	MASON JUKA	1,000.00	
628739	06/19/2019	W/W	MATTHEW STUMP	1,000.00	
628740	06/19/2019	W/R	MELISSA GOTTSCHALK	1,000.00	06/24/2019
628741	06/19/2019	W/R	MICHAYLA MILLER	1,000.00	06/24/2019
628742	06/19/2019	W/W	NATHAN LUCARELLI	800.00	
628743	06/19/2019	W/R	NATHAN NEMEROVSKY	1,000.00	06/25/2019
628744	06/19/2019	W/W	NATHAN REISING	1,000.00	
628745	06/19/2019	W/W	NICHOLAS STUMP	1,000.00	
628746	06/19/2019	W/R	NOAH CONSTANCE	1,000.00	06/28/2019
628747	06/19/2019	W/R	PAIGE GIBEAULT	1,000.00	06/28/2019

Date: 7/09/2019

C H E C K R E G I S T E R
Processing Month: June 2019
MEDINA CITY SCHOOL DISTRICT

Page: 9
(CHKREG)

Check#	Check Date	Org Sta	Vendor Paid	Check Amount	Status Date
628748	06/19/2019	W/W	PAIGE RASPER	500.00	
628749	06/19/2019	W/R	PAUL DESARIO	1,000.00	06/24/2019
628750	06/19/2019	W/W	PAYTON CASSEL	750.00	
628751	06/19/2019	W/W	PAYTON RASPER	500.00	
628752	06/19/2019	W/R	RACHEL KNAGGS	250.00	06/24/2019
628753	06/19/2019	W/R	RALPH KING	1,000.00	06/24/2019
628754	06/19/2019	W/W	REBECCA GRAY	1,000.00	
628755	06/19/2019	W/W	ROBERT OLSZEWSKI	750.00	
628756	06/19/2019	W/R	SAMUEL LECIAN	1,000.00	06/25/2019
628757	06/19/2019	W/R	SARAH HOAG	1,000.00	06/28/2019
628758	06/19/2019	W/R	STEPHANIE BOCCIO	333.00	06/26/2019
628759	06/19/2019	W/R	SYDNEY LALLY	1,000.00	06/24/2019
628760	06/19/2019	W/W	TAYLOR HEINTZ	750.00	
628761	06/19/2019	W/R	VICTORIA DELAPPI	1,000.00	06/24/2019
628762	06/19/2019	W/R	ZACH BRENNER	1,000.00	06/24/2019
628763	06/19/2019	W/R	ZOE RUPP	500.00	06/24/2019
628764	06/19/2019	B/B	CHRISTINE DEPASQUALE	40.00	
628765	06/19/2019	B/R	HIGHLAND HIGH SCHOOL	300.00	06/24/2019
628766	06/19/2019	B/R	JENNIFER SCHUST	25.90	06/24/2019
628767	06/19/2019	B/R	CHERRY VIU	56.00	06/26/2019
628768	06/19/2019	B/R	HEATHER MANTIFEL	8.00	06/24/2019
628769	06/19/2019	B/B	KELLY LINDEN	4.00	
628770	06/19/2019	B/B	DONALD OBERMEIER	472.00	
628771	06/19/2019	B/R	JESSIE CASTILLO	3.00	06/24/2019
628772	06/19/2019	B/B	LORETTA CZARNOMSKI	46.75	
628773	06/19/2019	B/B	DIANNA ANNELLO	5.00	
628774	06/19/2019	B/B	LINDSAY PALINCHIK	36.00	
628775	06/20/2019	W/W	ACSI	3,000.09	
628776	06/20/2019	W/R	AMAZON.COM	14,395.21	06/25/2019
628777	06/20/2019	W/R	APPLEWOOD CENTERS INC DBA	5,684.14	06/24/2019
628778	06/20/2019	W/R	CINTAS CORPORATION	52.73	06/24/2019
628779	06/20/2019	W/R	COLUMBIA GAS OF OHIO, INC	4,459.53	06/26/2019
628780	06/20/2019	W/R	EDUCATION ALTERNATIVES	12,528.00	06/26/2019
628781	06/20/2019	W/R	EDUCATIONAL SERVICE CENTER	34,275.00	06/24/2019
628782	06/20/2019	W/R	FASTENAL COMPANY	5.96	06/25/2019
628783	06/20/2019	W/W	JOHN WILEY & SONS	1,156.46	
628784	06/20/2019	W/R	KIEFER EQUIPMENT CO	36.07	06/25/2019
628785	06/20/2019	W/R	KRISTINE QUALLICH	92.32	06/24/2019
628786	06/20/2019	W/R	MEDINA CITY SCHOOLS	2,475.00	06/21/2019
628787	06/20/2019	W/R	MT BUSINESS TECHNOLOGIES, INC.	648.44	06/25/2019
628788	06/20/2019	W/R	R L DEPPMANN COMPANY	589.90	06/28/2019
628789	06/20/2019	W/R	ROJEN COMPANY	219.22	06/25/2019
628790	06/20/2019	W/R	SCRUBBER CITY INC	304.81	06/28/2019
628791	06/20/2019	W/R	SHERWIN WILLIAMS COMPANY	35.72	06/28/2019
628792	06/20/2019	W/W	SUMMIT COUNTY ESC	14,000.00	
628793	06/20/2019	W/W	TES THERAPY	7,985.60	
628794	06/20/2019	B/R	PAYSCHOOLS	236.00	06/28/2019
628795	06/26/2019	W/R	EMILY BOCCIO	333.00	06/26/2019
942416	06/07/2019	C/C	MEMO -MEDINA CITY SCHOOLS	2,082,115.93	
942417	06/21/2019	C/C	MEMO -MEDINA CITY SCHOOLS	2,019,886.48	

Total Checks Issued \$ 9,056,566.98

Date: 07/08/19
Time: 3:14 pm

MEDINA CITY SCHOOL DISTRICT
Appropriation Account Summary
SORTED BY FUND-SCC

Page: 1
(APPSUM)

FYTD Appropriated	Prior FY Carryover Encumbrances	FYTD Expendable	FYTD Actual Expenditures	MTD Actual Expenditures	Current Encumbrances	FYTD Unencumbered Balance	FYTD Percent Exp/Enc
*****TOTAL FOR FUND-SCC 001 0000 (GENERAL FUND):							
76,772,901.21	723,414.76	77,496,315.97	74,542,477.21	5,627,255.68	1,423,382.45	1,530,456.31	98.03
=====							
*****TOTAL FOR FUND-SCC 002 0000 (BOND RETIREMENT):							
1,656,047.16	0.00	1,656,047.16	1,656,047.16	266,157.03	0.00	0.00	100.00
=====							
*****TOTAL FOR FUND-SCC 002 9000 (BOND RETIREMENT - NEW ELEM/SR HIGH):							
4,269,786.50	0.00	4,269,786.50	4,240,362.46	0.00	0.00	29,424.04	99.31
=====							
*****TOTAL FOR FUND-SCC 002 9012 (LOCAL SALES TAX RETIREMENT OF COPS):							
1,742,687.50	0.00	1,742,687.50	1,739,920.86	1,250.00	0.00	2,766.64	99.84
=====							
*****TOTAL FOR FUND-SCC 002 9014 (CONSOLIDATION - ENERGY & TRANSP NOTES):							
344,806.25	0.00	344,806.25	344,806.24	0.00	0.00	0.01	100.00
=====							
*****TOTAL FOR FUND-SCC 003 0000 (PERMANENT IMPROVEMENT FUND):							
126,628.88	0.00	126,628.88	634.27	0.00	0.00	125,994.61	0.50
=====							
*****TOTAL FOR FUND-SCC 003 9000 (PERMANENT IMPROVEMENT FUND):							
8,989.14	0.00	8,989.14	388.00	0.00	0.00	8,601.14	4.32
=====							
*****TOTAL FOR FUND-SCC 003 9001 (MEDINA CITY REC CENTER-PERMANENT IMPROV.):							
356,000.00	13,957.50	369,957.50	316,663.35	219,883.70	32,934.10	20,360.05	94.50
=====							
*****TOTAL FOR FUND-SCC 006 0000 (LUNCHROOM FUND):							
2,499,842.21	16,398.18	2,516,240.39	2,498,002.30	297,067.98	1,816.27	16,421.82	99.35
=====							
*****TOTAL FOR FUND-SCC 007 9004 (COLLINS SCHOLARSHIP/POST-GRADUATE):							
18,000.00	0.00	18,000.00	18,000.00	18,000.00	0.00	0.00	100.00
=====							

Date: 07/08/19
Time: 3:14 pm

MEDINA CITY SCHOOL DISTRICT
Appropriation Account Summary
SORTED BY FUND-SCC

Page: 2
(APPSUM)

FYTD Appropriated	Prior FY Carryover Encumbrances	FYTD Expendable	FYTD Actual Expenditures	MTD Actual Expenditures	Current Encumbrances	FYTD Unencumbered Balance	FYTD Percent Exp/Enc
*****TOTAL FOR FUND-SCC 007 9111 (CHARLES STANGEL SCHOLARSHIP FUND):							
500.00	0.00	500.00	0.00	0.00	0.00	500.00	0.00
=====							
*****TOTAL FOR FUND-SCC 007 9333 (RIOS STUDENT LEADER SCHOLAR.):							
5,000.00	0.00	5,000.00	4,250.00	4,250.00	0.00	750.00	85.00
=====							
*****TOTAL FOR FUND-SCC 008 9002 (KANEHL MUSIC TRUST):							
250.00	0.00	250.00	250.00	250.00	0.00	0.00	100.00
=====							
*****TOTAL FOR FUND-SCC 008 9003 (RICHARD HOFFMAN COLLINS MEMORIAL SCHOLARSHIP):							
40,000.00	0.00	40,000.00	32,800.00	32,800.00	0.00	7,200.00	82.00
=====							
*****TOTAL FOR FUND-SCC 008 9112 (ELAINE BUSHMAN FUND):							
500.00	0.00	500.00	400.00	400.00	0.00	100.00	80.00
=====							
*****TOTAL FOR FUND-SCC 009 9000 (STAR):							
30,243.50	0.00	30,243.50	30,243.50	0.00	0.00	0.00	100.00
=====							
*****TOTAL FOR FUND-SCC 009 9110 (UNIFORM SUPPLIES GARFIELD):							
6,716.40	0.00	6,716.40	2,213.46	0.00	0.00	4,502.94	32.96
=====							
*****TOTAL FOR FUND-SCC 009 9120 (UNIFORM SUPPLIES - CANAVAN):							
10,615.30	0.00	10,615.30	4,315.97	59.12	1,775.98	4,523.35	57.39
=====							
*****TOTAL FOR FUND-SCC 009 9130 (UNIFORM SUPPLIES - FENN):							
12,818.40	0.00	12,818.40	9,331.94	0.00	157.30	3,329.16	74.03
=====							
*****TOTAL FOR FUND-SCC 009 9140 (UNIFORM SUPPLIES - HERITAGE):							
9,383.70	155.74	9,539.44	4,689.76	0.00	0.00	4,849.68	49.16
=====							

Date: 07/08/19
Time: 3:14 pm

MEDINA CITY SCHOOL DISTRICT
Appropriation Account Summary
SORTED BY FUND-SCC

Page: 3
(APPSUM)

FYTD Appropriated	Prior FY Carryover Encumbrances	FYTD Expendable	FYTD Actual Expenditures	MTD Actual Expenditures	Current Encumbrances	FYTD Unencumbered Balance	FYTD Percent Exp/Enc
*****TOTAL FOR FUND-SCC 009 9160 (UNIFORM SUPPLIES - BLAKE):							
9,985.70	75.40	10,061.10	4,825.63	216.07	123.85	5,111.62	49.19
=====							
*****TOTAL FOR FUND-SCC 009 9170 (UNIFORM SUPPLIES - RALPH WAITE ELEMENTARY):							
13,866.40	732.71	14,599.11	6,055.02	0.00	0.00	8,544.09	41.48
=====							
*****TOTAL FOR FUND-SCC 009 9180 (UNIFORM SUPPLIES - ELIZA NORTHROP ELEMENTARY):							
12,386.90	0.00	12,386.90	4,500.83	54.33	0.00	7,886.07	36.34
=====							
*****TOTAL FOR FUND-SCC 009 9200 (UNIFORM SUPPLIES - CLAGGETT MIDDLE SCHOOL):							
32,981.40	37.82	33,019.22	32,929.05	815.91	0.00	90.17	99.73
=====							
*****TOTAL FOR FUND-SCC 009 9210 (UNIFORM SUPPLIES - A.I. ROOT MIDDLE SCHOOL):							
29,977.40	56.86	30,034.26	28,656.78	126.44	133.90	1,243.58	95.86
=====							
*****TOTAL FOR FUND-SCC 009 9300 (UNIFORM SUPPLIES - SENIOR HIGH SCHOOL):							
167,400.00	2,195.68	169,595.68	163,983.09	52,586.70	1,273.75	4,338.84	97.44
=====							
*****TOTAL FOR FUND-SCC 014 9016 (MEDINA CNTY JUV DET CNTR):							
291,335.38	0.00	291,335.38	289,551.67	22,792.45	0.00	1,783.71	99.39
=====							
*****TOTAL FOR FUND-SCC 014 9116 (EVOLVE):							
800,267.00	7,179.89	807,446.89	799,552.98	18,881.44	3,034.69	4,859.22	99.40
=====							
*****TOTAL FOR FUND-SCC 016 0000 (EMERGENCY LEVY):							
5,372,569.00	12,737.28	5,385,306.28	4,272,802.37	823,027.25	32,071.27	1,080,432.64	79.94
=====							
*****TOTAL FOR FUND-SCC 018 9110 (PRINCIPAL'S FUND - GARFIELD):							
15,800.00	75.00	15,875.00	12,366.61	2,727.10	290.92	3,217.47	79.73
=====							

Date: 07/08/19
Time: 3:14 pm

MEDINA CITY SCHOOL DISTRICT
Appropriation Account Summary
SORTED BY FUND-SCC

Page: 4
(APPSUM)

FYTD Appropriated	Prior FY Carryover Encumbrances	FYTD Expendable	FYTD Actual Expenditures	MTD Actual Expenditures	Current Encumbrances	FYTD Unencumbered Balance	FYTD Percent Exp/Enc
*****TOTAL FOR FUND-SCC 018 9113 (GARFIELD MEDIA CENTER):							
1,500.00	0.00	1,500.00	907.15	0.00	0.00	592.85	60.48
=====							
*****TOTAL FOR FUND-SCC 018 9120 (PRINCIPAL - CANAVAN):							
16,319.00	1,764.50	18,083.50	12,943.72	986.47	1,138.38	4,001.40	77.87
=====							
*****TOTAL FOR FUND-SCC 018 9123 (BOOK FAIR - CANAVAN):							
8,000.00	0.00	8,000.00	7,565.83	2,788.58	433.42	0.75	99.99
=====							
*****TOTAL FOR FUND-SCC 018 9130 (PRINCIPAL - FENN):							
30,000.00	663.94	30,663.94	13,239.13	1,113.56	0.00	17,424.81	43.17
=====							
*****TOTAL FOR FUND-SCC 018 9132 (FENN SCHOOL STORE):							
750.00	0.00	750.00	571.81	0.00	0.00	178.19	76.24
=====							
*****TOTAL FOR FUND-SCC 018 9133 (BOOK FAIR - FENN):							
250.00	0.00	250.00	0.00	0.00	0.00	250.00	0.00
=====							
*****TOTAL FOR FUND-SCC 018 9135 (MEDINA SKI TEAM - DISTRICTWIDE):							
9,500.00	0.00	9,500.00	7,808.70	0.00	0.00	1,691.30	82.20
=====							
*****TOTAL FOR FUND-SCC 018 9140 (PRINCIPAL'S FUND - HERITAGE):							
23,450.00	619.30	24,069.30	10,476.64	1,130.86	649.49	12,943.17	46.23
=====							
*****TOTAL FOR FUND-SCC 018 9143 (HERITAGE MEDIA CENTER):							
6,000.00	0.00	6,000.00	5,984.95	0.00	0.00	15.05	99.75
=====							
*****TOTAL FOR FUND-SCC 018 9160 (PRINCIPAL'S FUND - H G BLAKE):							
25,100.00	383.83	25,483.83	19,106.94	96.50	112.29	6,264.60	75.42
=====							

Date: 07/08/19
Time: 3:14 pm

MEDINA CITY SCHOOL DISTRICT
Appropriation Account Summary
SORTED BY FUND-SCC

Page: 5
(APPSUM)

FYTD Appropriated	Prior FY Carryover Encumbrances	FYTD Expendable	FYTD Actual Expenditures	MTD Actual Expenditures	Current Encumbrances	FYTD Unencumbered Balance	FYTD Percent Exp/Enc
*****TOTAL FOR FUND-SCC 018 9161 (PBIS - BLAKE):							
7,300.00	0.00	7,300.00	0.00	0.00	0.00	7,300.00	0.00
=====							
*****TOTAL FOR FUND-SCC 018 9163 (BLAKE MEDIA CENTER):							
9,500.00	0.00	9,500.00	8,603.19	50.00-	0.00	896.81	90.56
=====							
*****TOTAL FOR FUND-SCC 018 9170 (PRINCIPALS FUND - RALPH WAITE ELEMENTARY):							
19,800.00	1,033.32	20,833.32	10,013.34	3,077.36	40.98	10,779.00	48.26
=====							
*****TOTAL FOR FUND-SCC 018 9173 (MEDIA CENTER RALPH WAITE ELEMENTARY):							
10,000.00	2,377.13	12,377.13	9,727.99	0.00	0.00	2,649.14	78.60
=====							
*****TOTAL FOR FUND-SCC 018 9180 (PRINCIPALS FUND ELIZA NORTHROP ELEMENTARY):							
24,900.00	641.82	25,541.82	8,303.70	3,004.31	3,478.49	13,759.63	46.13
=====							
*****TOTAL FOR FUND-SCC 018 9181 (NORTHROP ELEMENTARY SCHOOL STORE):							
500.00	0.00	500.00	50.00	0.00	0.00	450.00	10.00
=====							
*****TOTAL FOR FUND-SCC 018 9183 (MEDIA CENTER ELIZA NORTHROP ELEMENTARY):							
5,000.00	3,000.00	8,000.00	7,730.85	0.00	0.00	269.15	96.64
=====							
*****TOTAL FOR FUND-SCC 018 9200 (PRINCIPAL'S FUND - CLAGGETT M.S.):							
30,500.00	1,491.33	31,991.33	15,824.89	142.14	867.34	15,299.10	52.18
=====							
*****TOTAL FOR FUND-SCC 018 9203 (CLAGGETT M.S. MEDIA CENTER):							
3,200.00	0.00	3,200.00	2,822.72	0.00	0.00	377.28	88.21
=====							
*****TOTAL FOR FUND-SCC 018 9210 (PRINCIPAL'S FUND - ROOT M.S.):							
42,000.00	4,512.67	46,512.67	20,339.72	4,505.87	4,101.58	22,071.37	52.55
=====							

Date: 07/08/19
Time: 3:14 pm

MEDINA CITY SCHOOL DISTRICT
Appropriation Account Summary
SORTED BY FUND-SCC

Page: 6
(APPSUM)

FYTD Appropriated	Prior FY Carryover Encumbrances	FYTD Expendable	FYTD Actual Expenditures	MTD Actual Expenditures	Current Encumbrances	FYTD Unencumbered Balance	FYTD Percent Exp/Enc
*****TOTAL FOR FUND-SCC 018 9211 (ROOT M.S. MEDIA CENTER):							
5,100.00	0.00	5,100.00	2,645.57	50.00-	0.00	2,454.43	51.87
=====							
*****TOTAL FOR FUND-SCC 018 9300 (PRINCIPAL'S FUND - SENIOR HIGH):							
41,000.00	7,619.86	48,619.86	24,714.27	4,841.97	511.00	23,394.59	51.88
=====							
*****TOTAL FOR FUND-SCC 018 9301 (MEDIA CENTER FUND):							
0.00	0.00	0.00	17.74-	17.74-	0.00	17.74	0.00
=====							
*****TOTAL FOR FUND-SCC 018 9303 (PERFORMING ARTS):							
65,575.00	24,503.78	90,078.78	41,294.80	4,205.04	8,570.45	40,213.53	55.36
=====							
*****TOTAL FOR FUND-SCC 018 9304 (BUZZ):							
13,850.00	4,899.23	18,749.23	10,671.50	419.19-	1,778.65	6,299.08	66.40
=====							
*****TOTAL FOR FUND-SCC 018 9306 (FEED THE BEES):							
1,000.00	0.00	1,000.00	387.95	51.58	17.52	594.53	40.55
=====							
*****TOTAL FOR FUND-SCC 018 9901 (PUBLIC SCHOOL SUPPORT - INSTRUCTION DEPT.):							
21,214.86	2,580.94	23,795.80	17,310.94	1,306.42	920.75	5,564.11	76.62
=====							
*****TOTAL FOR FUND-SCC 018 9905 (PUBLIC SCHOOL SUPPORT/STUDENT SERVICES):							
9,580.00	0.00	9,580.00	9,574.65	2,269.41	0.00	5.35	99.94
=====							
*****TOTAL FOR FUND-SCC 018 9906 (COMMUNICATIONS - PUBLIC SCHOOL SUPPORT):							
2,762.00	29.79	2,791.79	2,562.00	200.00	0.00	229.79	91.77
=====							
*****TOTAL FOR FUND-SCC 018 9907 (STEAM - SUMMER ENRICHMENT):							
7,877.00	0.00	7,877.00	0.00	0.00	693.00	7,184.00	8.80
=====							

Date: 07/08/19
Time: 3:14 pm

MEDINA CITY SCHOOL DISTRICT
Appropriation Account Summary
SORTED BY FUND-SCC

Page: 7
(APPSUM)

FYTD Appropriated	Prior FY Carryover Encumbrances	FYTD Expendable	FYTD Actual Expenditures	MTD Actual Expenditures	Current Encumbrances	FYTD Unencumbered Balance	FYTD Percent Exp/Enc
*****TOTAL FOR FUND-SCC 018 9914 (END OF YEAR):							
100.00	0.00	100.00	92.87	50.94	0.00	7.13	92.87
=====							
*****TOTAL FOR FUND-SCC 018 9915 (BIKE TO SCHOOL):							
1,500.00	0.00	1,500.00	1,500.00	545.75	0.00	0.00	100.00
=====							
*****TOTAL FOR FUND-SCC 018 9916 (SPIRIT NIGHT):							
3,500.00	0.00	3,500.00	2,297.52	0.00	0.00	1,202.48	65.64
=====							
*****TOTAL FOR FUND-SCC 018 9917 (BICENTENNIAL):							
677.00	0.00	677.00	677.00	0.00	0.00	0.00	100.00
=====							
*****TOTAL FOR FUND-SCC 018 9918 (FAMILY FIRST):							
842.20	0.00	842.20	842.20	0.00	0.00	0.00	100.00
=====							
*****TOTAL FOR FUND-SCC 018 9919 (STUDENT ART SHOW):							
250.00	0.00	250.00	28.47	0.00	0.00	221.53	11.39
=====							
*****TOTAL FOR FUND-SCC 019 9000 (ADAMH GRANT):							
6,900.00	0.00	6,900.00	6,476.00	0.00	0.00	424.00	93.86
=====							
*****TOTAL FOR FUND-SCC 019 9009 (MCDAC GRANT FY19):							
75,019.90	0.00	75,019.90	75,019.90	27,018.29-	0.00	0.00	100.00
=====							
*****TOTAL FOR FUND-SCC 019 9181 (FIRST ENERGY GRANT):							
960.00	0.00	960.00	959.84	0.00	0.00	0.16	99.98
=====							
*****TOTAL FOR FUND-SCC 020 9001 (TRANSPORTATION ENTERPRISE):							
40,000.00	1,931.26	41,931.26	17,145.28	0.00	1,765.09	23,020.89	45.10
=====							

Date: 07/08/19
Time: 3:14 pm

MEDINA CITY SCHOOL DISTRICT
Appropriation Account Summary
SORTED BY FUND-SCC

Page: 8
(APPSUM)

FYTD Appropriated	Prior FY Carryover Encumbrances	FYTD Expendable	FYTD Actual Expenditures	MTD Actual Expenditures	Current Encumbrances	FYTD Unencumbered Balance	FYTD Percent Exp/Enc
*****TOTAL FOR FUND-SCC 022 9000 (Unclaimed funds):							
10,000.00	0.00	10,000.00	1,307.70	0.00	3,692.30	5,000.00	50.00
=====							
*****TOTAL FOR FUND-SCC 022 9300 (OH HIGH SCHOOL ATH ASSOC FUND):							
41,000.00	0.00	41,000.00	40,153.37	4,542.60	0.00	846.63	97.94
=====							
*****TOTAL FOR FUND-SCC 024 9001 (MEDICAL AND DRUG/SELF INSURANCE FUNDS):							
9,356,300.00	0.00	9,356,300.00	8,435,060.96	601,471.19	171,203.21	750,035.83	91.98
=====							
*****TOTAL FOR FUND-SCC 024 9002 (DENTAL SELF INSURANCE FUNDS):							
680,200.00	0.00	680,200.00	680,136.98	56,814.61	0.00	63.02	99.99
=====							
*****TOTAL FOR FUND-SCC 024 9094 (FLEX PRO):							
190,000.00	362.60	190,362.60	197,385.81	13,555.81	0.00	7,023.21	103.69
=====							
*****TOTAL FOR FUND-SCC 027 0000 (WORKMANS COMP.-SELF INS):							
273,797.12	0.00	273,797.12	252,213.54	10,859.40	14,991.16	6,592.42	97.59
=====							
*****TOTAL FOR FUND-SCC 071 9013 (LOCAL SALES TAX PERMANENT IMPROVEMENTS):							
3,735,687.50	154,962.28	3,890,649.78	3,436,826.03	476,215.76	347,094.27	106,729.48	97.26
=====							
*****TOTAL FOR FUND-SCC 200 9110 (GARFIELD STUDENT COUNCIL/K-KIDS CLUB):							
700.00	0.00	700.00	49.85	49.85	0.00	650.15	7.12
=====							
*****TOTAL FOR FUND-SCC 200 9121 (ELLA CANAVAN STUDENT COUNCIL):							
390.00	0.00	390.00	163.43	0.00	0.00	226.57	41.91
=====							
*****TOTAL FOR FUND-SCC 200 9185 (K-KIDS KIWANIS ACTIVITY CLUB-NORTHROP):							
2,500.00	0.00	2,500.00	1,689.96	1,000.00	0.00	810.04	67.60
=====							

Date: 07/08/19
Time: 3:14 pm

MEDINA CITY SCHOOL DISTRICT
Appropriation Account Summary
SORTED BY FUND-SCC

Page: 9
(APPSUM)

FYTD Appropriated	Prior FY Carryover Encumbrances	FYTD Expendable	FYTD Actual Expenditures	MTD Actual Expenditures	Current Encumbrances	FYTD Unencumbered Balance	FYTD Percent Exp/Enc
*****TOTAL FOR FUND-SCC 200 9202 (CLAGGETT MIDDLE SCH. STUDENT COUNCIL):							
2,814.00	0.00	2,814.00	2,618.37	84.75	0.00	195.63	93.05
=====							
*****TOTAL FOR FUND-SCC 200 9205 (CLAGGETT MIDDLE SCH. BUILDERS CLUB):							
300.00	0.00	300.00	232.67	0.00	0.00	67.33	77.56
=====							
*****TOTAL FOR FUND-SCC 200 9209 (CLAGGETT MIDDLE SCHOOL DRAMA CLUB):							
6,000.00	0.00	6,000.00	3,990.15	0.00	0.00	2,009.85	66.50
=====							
*****TOTAL FOR FUND-SCC 200 9253 (BUILDERS' CLUB - ROOT M.S.):							
950.00	0.00	950.00	282.85	75.00	183.56	483.59	49.10
=====							
*****TOTAL FOR FUND-SCC 200 9254 (HONORS ACADEMY - ROOT):							
4,150.00	37.33	4,187.33	1,549.25	0.00	267.07	2,371.01	43.38
=====							
*****TOTAL FOR FUND-SCC 200 9256 (DRAMA CLUB - ROOT M.S.):							
3,826.00	0.00	3,826.00	1,831.50	0.00	0.00	1,994.50	47.87
=====							
*****TOTAL FOR FUND-SCC 200 9258 (STUDENT COUNCIL - ROOT M.S.):							
2,660.00	103.88	2,763.88	1,904.17	55.48	4.52	855.19	69.06
=====							
*****TOTAL FOR FUND-SCC 200 9301 (YOUNG AMERICANS FOR FREEDOM):							
3,140.00	0.00	3,140.00	3,095.00	0.00	0.00	45.00	98.57
=====							
*****TOTAL FOR FUND-SCC 200 9302 (ART CLUB):							
525.00	0.00	525.00	467.75	0.00	0.00	57.25	89.10
=====							
*****TOTAL FOR FUND-SCC 200 9303 (CULTURAL EXPLORATION):							
200.00	0.00	200.00	23.49	0.00	0.00	176.51	11.75
=====							

Date: 07/08/19
Time: 3:14 pm

MEDINA CITY SCHOOL DISTRICT
Appropriation Account Summary
SORTED BY FUND-SCC

Page: 10
(APPSUM)

FYTD Appropriated	Prior FY Carryover Encumbrances	FYTD Expendable	FYTD Actual Expenditures	MTD Actual Expenditures	Current Encumbrances	FYTD Unencumbered Balance	FYTD Percent Exp/Enc
*****TOTAL FOR FUND-SCC 200 9305 (CHEMCLUB):							
900.00	0.00	900.00	245.52	0.00	0.00	654.48	27.28
=====							
*****TOTAL FOR FUND-SCC 200 9306 (OPERATION SMILE):							
112.81	0.00	112.81	112.81	0.00	0.00	0.00	100.00
=====							
*****TOTAL FOR FUND-SCC 200 9307 (CHOIR):							
38,700.00	23,306.57	62,006.57	38,799.82	9,714.81	0.00	23,206.75	62.57
=====							
*****TOTAL FOR FUND-SCC 200 9309 (IMPROV CLUB):							
200.00	0.00	200.00	0.00	0.00	0.00	200.00	0.00
=====							
*****TOTAL FOR FUND-SCC 200 9312 (DRAMA CLUB):							
23,000.00	898.89	23,898.89	9,191.75	4,000.00	0.00	14,707.14	38.46
=====							
*****TOTAL FOR FUND-SCC 200 9314 (MEDINA OUTDOORS CLUB):							
100.00	0.00	100.00	0.00	0.00	0.00	100.00	0.00
=====							
*****TOTAL FOR FUND-SCC 200 9315 (FELLOWSHIP OF CHRISTIAN ATHLETES):							
307.00	0.00	307.00	305.94	0.00	0.00	1.06	99.65
=====							
*****TOTAL FOR FUND-SCC 200 9318 (GIRLS LEADERSHIP CLUB):							
2,050.00	0.00	2,050.00	913.25	0.00	0.00	1,136.75	44.55
=====							
*****TOTAL FOR FUND-SCC 200 9321 (KEY CLUB):							
10,000.00	5,496.19	15,496.19	4,518.51	827.96	0.00	10,977.68	29.16
=====							
*****TOTAL FOR FUND-SCC 200 9323 (MEDINAMITE):							
2,000.00	0.00	2,000.00	675.00	332.00	0.00	1,325.00	33.75
=====							

Date: 07/08/19
Time: 3:14 pm

MEDINA CITY SCHOOL DISTRICT
Appropriation Account Summary
SORTED BY FUND-SCC

Page: 11
(APPSUM)

FYTD Appropriated	Prior FY Carryover Encumbrances	FYTD Expendable	FYTD Actual Expenditures	MTD Actual Expenditures	Current Encumbrances	FYTD Unencumbered Balance	FYTD Percent Exp/Enc
*****TOTAL FOR FUND-SCC 200 9324 (MEDINIAN):							
20,400.00	2,108.28	22,508.28	9,512.93	0.00	0.00	12,995.35	42.26
=====							
*****TOTAL FOR FUND-SCC 200 9325 (MHS BAND):							
25,675.00	0.00	25,675.00	8,007.06	2,102.18	16,169.43	1,498.51	94.16
=====							
*****TOTAL FOR FUND-SCC 200 9326 (NATIONAL HONOR SOCIETY):							
3,500.00	0.00	3,500.00	2,279.30	0.00	0.00	1,220.70	65.12
=====							
*****TOTAL FOR FUND-SCC 200 9327 (ORCHESTRA):							
3,000.00	0.00	3,000.00	0.00	0.00	0.00	3,000.00	0.00
=====							
*****TOTAL FOR FUND-SCC 200 9330 (SCIENCE OLYMPIAD CLUB):							
2,720.00	0.00	2,720.00	1,956.89	0.00	0.00	763.11	71.94
=====							
*****TOTAL FOR FUND-SCC 200 9332 (SPANISH CLUB):							
5,280.00	0.00	5,280.00	2,900.11	0.00	0.00	2,379.89	54.93
=====							
*****TOTAL FOR FUND-SCC 200 9333 (STUDENT COUNCIL):							
44,000.00	3,121.27	47,121.27	46,611.53	1,159.60	0.00	509.74	98.92
=====							
*****TOTAL FOR FUND-SCC 200 9335 (LATIN CLUB):							
7,316.94	0.00	7,316.94	5,363.71	1,953.00-	0.00	1,953.23	73.31
=====							
*****TOTAL FOR FUND-SCC 200 9337 (AMERICAN SIGN LANGUAGE CLUB):							
350.00	0.00	350.00	124.30	0.00	0.00	225.70	35.51
=====							
*****TOTAL FOR FUND-SCC 200 9339 (SPEECH/DEBATE CLUB):							
32,500.00	2,422.88	34,922.88	15,577.02	189.09	17,017.44	2,328.42	93.33
=====							

Date: 07/08/19
Time: 3:14 pm

MEDINA CITY SCHOOL DISTRICT
Appropriation Account Summary
SORTED BY FUND-SCC

Page: 12
(APPSUM)

FYTD Appropriated	Prior FY Carryover Encumbrances	FYTD Expendable	FYTD Actual Expenditures	MTD Actual Expenditures	Current Encumbrances	FYTD Unencumbered Balance	FYTD Percent Exp/Enc
*****TOTAL FOR FUND-SCC 200 9340 (S. A. D. D.):							
1,000.00	0.00	1,000.00	555.74	0.00	0.00	444.26	55.57
=====							
*****TOTAL FOR FUND-SCC 200 9346 (PENGUIN BOWL/NOSB):							
400.00	0.00	400.00	250.00	0.00	0.00	150.00	62.50
=====							
*****TOTAL FOR FUND-SCC 200 9350 (TECHNOLOGY CLUB):							
1,600.00	145.73	1,745.73	1,527.56	0.00	0.00	218.17	87.50
=====							
*****TOTAL FOR FUND-SCC 200 9352 (VIDEO CLUB - SR HI):							
6,000.00	0.00	6,000.00	274.55	0.00	5,725.45	0.00	100.00
=====							
*****TOTAL FOR FUND-SCC 200 9353 (CHINESE CLUB):							
100.00	0.00	100.00	0.00	0.00	100.00	0.00	100.00
=====							
*****TOTAL FOR FUND-SCC 200 9355 (GENDER AND SEXUALITY ALLIANCE):							
800.00	0.00	800.00	693.15	200.00	0.00	106.85	86.64
=====							
*****TOTAL FOR FUND-SCC 200 9380 (V O F T):							
18,000.00	15,639.11	33,639.11	15,570.63	1,221.40	0.00	18,068.48	46.29
=====							
*****TOTAL FOR FUND-SCC 200 9418 (CLASS OF 2018):							
504.10	5,817.11	6,321.21	6,321.21	0.00	0.00	0.00	100.00
=====							
*****TOTAL FOR FUND-SCC 200 9419 (CLASS OF 2019):							
4,300.00	4,919.39	9,219.39	5,998.38	4,108.00	0.00	3,221.01	65.06
=====							
*****TOTAL FOR FUND-SCC 200 9420 (CLASS OF 2020):							
47,970.00	0.00	47,970.00	41,059.83	1,609.46	6,773.64	136.53	99.72
=====							

Date: 07/08/19
Time: 3:14 pm

MEDINA CITY SCHOOL DISTRICT
Appropriation Account Summary
SORTED BY FUND-SCC

Page: 13
(APPSUM)

FYTD Appropriated	Prior FY Carryover Encumbrances	FYTD Expendable	FYTD Actual Expenditures	MTD Actual Expenditures	Current Encumbrances	FYTD Unencumbered Balance	FYTD Percent Exp/Enc
*****TOTAL FOR FUND-SCC 200 9421 (CLASS OF 2021):							
4,900.00	0.00	4,900.00	1,897.61	0.00	0.00	3,002.39	38.73
=====							
*****TOTAL FOR FUND-SCC 200 9422 (CLASS OF 2022):							
1,850.00	0.00	1,850.00	1,822.59	0.00	0.00	27.41	98.52
=====							
*****TOTAL FOR FUND-SCC 300 0000 (ATHLETIC FUND):							
410,500.00	23,132.01	433,632.01	345,198.88	20,319.33	21,201.51	67,231.62	84.50
=====							
*****TOTAL FOR FUND-SCC 300 9110 (GARFIELD FIELD TRIPS):							
8,331.28	0.00	8,331.28	7,964.94	2,671.39	366.34	0.00	100.00
=====							
*****TOTAL FOR FUND-SCC 300 9120 (CANAVAN FIELD TRIP):							
9,412.68	225.00	9,637.68	8,722.68	221.96-	915.00	0.00	100.00
=====							
*****TOTAL FOR FUND-SCC 300 9130 (FENN FIELD TRIPS):							
8,100.00	0.00	8,100.00	7,922.96	2,277.46	0.00	177.04	97.81
=====							
*****TOTAL FOR FUND-SCC 300 9140 (HERITAGE FIELD TRIPS):							
7,247.00	0.00	7,247.00	6,971.00	1,307.00	61.00	215.00	97.03
=====							
*****TOTAL FOR FUND-SCC 300 9160 (BLAKE FIELD TRIPS):							
8,700.00	0.00	8,700.00	7,948.42	6,800.00	396.00	355.58	95.91
=====							
*****TOTAL FOR FUND-SCC 300 9170 (WAITE FIELD TRIPS):							
12,107.18	0.00	12,107.18	12,107.18	0.00	0.00	0.00	100.00
=====							
*****TOTAL FOR FUND-SCC 300 9180 (NORTHROP FIELD TRIPS):							
9,652.87	3,660.00	13,312.87	11,812.87	6,411.00	1,500.00	0.00	100.00
=====							

Date: 07/08/19
Time: 3:14 pm

MEDINA CITY SCHOOL DISTRICT
Appropriation Account Summary
SORTED BY FUND-SCC

Page: 14
(APPSUM)

FYTD Appropriated	Prior FY Carryover Encumbrances	FYTD Expendable	FYTD Actual Expenditures	MTD Actual Expenditures	Current Encumbrances	FYTD Unencumbered Balance	FYTD Percent Exp/Enc
*****TOTAL FOR FUND-SCC 300 9201 (CLAGGETT MIDDLE SCH. BAND FUND):							
41,000.00	0.00	41,000.00	15,656.25	1,343.80	5,960.00	19,383.75	52.72
=====							
*****TOTAL FOR FUND-SCC 300 9208 (CLAGGETT - 6TH GRADE TRIPS):							
111,500.00	0.00	111,500.00	105,568.54	0.00	0.00	5,931.46	94.68
=====							
*****TOTAL FOR FUND-SCC 300 9250 (ROOT M.S. BAND FUND):							
32,940.00	0.00	32,940.00	19,704.90	2,055.21	0.00	13,235.10	59.82
=====							
*****TOTAL FOR FUND-SCC 300 9253 (ROOT M.S. BEEHIVE):							
850.00	134.97	984.97	763.40	300.69	0.00	221.57	77.50
=====							
*****TOTAL FOR FUND-SCC 300 9258 (ROOT - DISTRICT SUPERVISED ACTIVITIES):							
140,730.00	0.00	140,730.00	123,649.60	2,900.50	0.00	17,080.40	87.86
=====							
*****TOTAL FOR FUND-SCC 300 9301 (BOWLING CLUB):							
2,800.00	0.00	2,800.00	2,800.00	0.00	0.00	0.00	100.00
=====							
*****TOTAL FOR FUND-SCC 300 9302 (MENS VOLLEYBALL):							
13,500.00	0.00	13,500.00	9,894.23	1,249.20	0.00	3,605.77	73.29
=====							
*****TOTAL FOR FUND-SCC 300 9303 (HUDDLE/SHUDDLE):							
2,775.00	0.00	2,775.00	887.91	240.00	1,700.00	187.09	93.26
=====							
*****TOTAL FOR FUND-SCC 300 9304 (LINK CREW):							
4,500.00	0.00	4,500.00	2,614.53	0.00	0.00	1,885.47	58.10
=====							
*****TOTAL FOR FUND-SCC 300 9313 (DRAMA/MUSICAL):							
15,990.00	0.00	15,990.00	9,628.20	0.00	0.00	6,361.80	60.21
=====							

Date: 07/08/19
Time: 3:14 pm

MEDINA CITY SCHOOL DISTRICT
Appropriation Account Summary
SORTED BY FUND-SCC

Page: 15
(APPSUM)

FYTD Appropriated	Prior FY Carryover Encumbrances	FYTD Expendable	FYTD Actual Expenditures	MTD Actual Expenditures	Current Encumbrances	FYTD Unencumbered Balance	FYTD Percent Exp/Enc
*****TOTAL FOR FUND-SCC 300 9334 (BEEHIVE CAFE):							
27,047.16	2,938.15	29,985.31	16,574.55	489.85-	0.00	13,410.76	55.28
=====							
*****TOTAL FOR FUND-SCC 300 9390 (GLOBAL TRIPS):							
3,000.00	0.00	3,000.00	3,000.00	0.00	0.00	0.00	100.00
=====							
*****TOTAL FOR FUND-SCC 300 9410 (SPARKLE CHEERLEADING):							
3,568.10	0.00	3,568.10	3,330.67	0.00	0.00	237.43	93.35
=====							
*****TOTAL FOR FUND-SCC 401 9018 (AUXILIARY FUNDS/ST FRANCIS):							
72,030.45	296.20	72,326.65	72,326.65	0.00	0.00	0.00	100.00
=====							
*****TOTAL FOR FUND-SCC 401 9019 (AUXILIARY FUNDS/ST FRANCIS):							
423,805.06	0.00	423,805.06	346,362.38	44,292.24	51,073.24	26,369.44	93.78
=====							
*****TOTAL FOR FUND-SCC 401 9038 (AUX FUNDS MCA):							
1,803.03	22,211.32	24,014.35	24,014.35	0.00	0.00	0.00	100.00
=====							
*****TOTAL FOR FUND-SCC 401 9039 (AUX FUNDS MCA):							
185,757.08	0.00	185,757.08	167,744.99	13,361.98	18,012.09	0.00	100.00
=====							
*****TOTAL FOR FUND-SCC 401 9048 (AUX FUNDS KIDS COUNTRY):							
713.86	9,060.09	9,773.95	9,773.95	0.00	0.00	0.00	100.00
=====							
*****TOTAL FOR FUND-SCC 401 9049 (AUX FUNDS KIDS COUNTRY):							
12,519.04	0.00	12,519.04	2,397.58	0.00	10,115.30	6.16	99.95
=====							
*****TOTAL FOR FUND-SCC 451 9019 (CONNECTIVITY):							
19,800.00	0.00	19,800.00	0.00	0.00	19,680.00	120.00	99.39
=====							

Date: 07/08/19
Time: 3:14 pm

MEDINA CITY SCHOOL DISTRICT
Appropriation Account Summary
SORTED BY FUND-SCC

Page: 16
(APPSUM)

FYTD Appropriated	Prior FY Carryover Encumbrances	FYTD Expendable	FYTD Actual Expenditures	MTD Actual Expenditures	Current Encumbrances	FYTD Unencumbered Balance	FYTD Percent Exp/Enc
*****TOTAL FOR FUND-SCC 499 9018 (STRATEGIES SECONDARY TRANSITION):							
3,129.00	3,129.00	6,258.00	6,258.00	0.00	0.00	0.00	100.00
=====							
*****TOTAL FOR FUND-SCC 499 9019 (SCHOOL SAFETY):							
37,148.75	0.00	37,148.75	0.00	0.00	0.00	37,148.75	0.00
=====							
*****TOTAL FOR FUND-SCC 516 9018 (TITLE VI-B):							
259,932.36	12,995.75	272,928.11	272,928.11	0.00	0.00	0.00	100.00
=====							
*****TOTAL FOR FUND-SCC 516 9019 (TITLE VI-B):							
1,491,051.64	0.00	1,491,051.64	1,188,308.11	113,921.29	6,410.04	296,333.49	80.13
=====							
*****TOTAL FOR FUND-SCC 551 9119 (TITLE III LEP):							
8,117.28	0.00	8,117.28	8,117.28	0.00	0.00	0.00	100.00
=====							
*****TOTAL FOR FUND-SCC 572 9018 (TITLE I):							
83,389.25	24,632.47	108,021.72	108,021.72	0.00	0.00	0.00	100.00
=====							
*****TOTAL FOR FUND-SCC 572 9019 (TITLE I):							
580,831.41	0.00	580,831.41	405,678.11	43,982.83	302.23	174,851.07	69.90
=====							
*****TOTAL FOR FUND-SCC 572 9118 (TITLE I-D):							
39,740.62	30,330.50	70,071.12	70,071.12	0.00	0.00	0.00	100.00
=====							
*****TOTAL FOR FUND-SCC 572 9119 (TITLE I-D):							
117,255.18	0.00	117,255.18	26,979.20	6,273.63	9,526.19	80,749.79	31.13
=====							
*****TOTAL FOR FUND-SCC 587 9018 (PRESCHOOL):							
13,554.49	10,962.06	24,516.55	24,516.55	0.00	0.00	0.00	100.00
=====							

Date: 07/08/19
Time: 3:14 pm

MEDINA CITY SCHOOL DISTRICT
Appropriation Account Summary
SORTED BY FUND-SCC

Page: 17
(APPSUM)

FYTD Appropriated	Prior FY Carryover Encumbrances	FYTD Expendable	FYTD Actual Expenditures	MTD Actual Expenditures	Current Encumbrances	FYTD Unencumbered Balance	FYTD Percent Exp/Enc
*****TOTAL FOR FUND-SCC 587 9019 (PRESCHOOL):							
46,171.75	0.00	46,171.75	43,028.76	3,983.90	131.48	3,011.51	93.48
=====							
*****TOTAL FOR FUND-SCC 587 9119 (6B RESTORATION - PRESCHOOL RESTORATION):							
11,656.42	0.00	11,656.42	2,751.27	0.00	0.00	8,905.15	23.60
=====							
*****TOTAL FOR FUND-SCC 590 9018 (TITLE II-A):							
33,086.29	9,793.01	42,879.30	42,879.30	0.00	0.00	0.00	100.00
=====							
*****TOTAL FOR FUND-SCC 590 9019 (TITLE II-A):							
138,672.15	0.00	138,672.15	77,405.95	9,766.50	41,141.13	20,125.07	85.49
=====							
*****TOTAL FOR FUND-SCC 599 9018 (TITLE IV-A STUDENT SUPPORT AND ACADEMIC ENR):							
1,721.43	738.14	2,459.57	2,459.57	0.00	0.00	0.00	100.00
=====							
*****TOTAL FOR FUND-SCC 599 9019 (TITLE IV-A STUDENT SUPPORT AND ACADEMIC ENR):							
49,409.11	0.00	49,409.11	32,476.08	2,749.17	15,509.72	1,423.31	97.12
=====							
*****GRAND TOTALS:							
114,359,784.68	1,208,649.70	115,568,434.38	108,378,495.07	8,865,094.00	2,309,296.23	4,880,643.08	95.78
=====							

GENERAL FUND-TRUE DAYS CASH

Includes Emergency Levy

